

ISD 110 School Board Work Session

Monday, May 12, 2025 7:00 PM

Waconia Public Schools - District Office - Conf Rm A, 512 Industrial Blvd.,
Waconia, MN 55387

1. Staff Retirements

2. Thank You Student Board Representative - Reidun Trostad

3. Superintendent Updates

Presenter: Brian
Gersich,
Superintendent

4. ACTION ITEMS

4.A. Resolution Placing Cary Sang a Continuing
Contract/Tenured Teacher on Unrequested Leave of
Absence Upon Acquiescence of Such Placement (Roll
Call Vote)

Waconia Public Schools
**Resolution Placing a Continuing Contract/Tenured Teacher on Unrequested Leave
of Absence Upon Acquiescence of Such Placement**

_____introduced the following resolution and moved its adoption:

WHEREAS, the School Board of Independent District No.110 adopted a resolution proposing placement of **Carey Sang** on unrequested leave of absence on **April 28, 2025**, on the grounds of **financial limitations**; and

WHEREAS, said written notice of the proposed placement on unrequested leave of absence was received by **Carey Sang** by email on **April 28, 2025**; and

WHEREAS, said written notice of the proposed placement on unrequested leave of absence contained a statement setting forth the reasons for the proposed placement as well as a statement that said employee was entitled to a hearing before the School Board provided said employee make a request in writing within fourteen days, of receipt of said notice, and that if no hearing was requested within said fourteen day period it constituted acquiescence by **Carey Sang** to the School Board's proposed action, and

WHEREAS, no written request for a hearing was received by the School Board or Superintendent from **Carey Sang** as of **May 12, 2025**; and

WHEREAS, said failure to make written request for a hearing within fourteen days after receipt of notice of proposed placement on unrequested leave of absence constitutes acquiescence by **Carey Sang** to said placement on unrequested leave of absence;

BE IT HEREBY RESOLVED, by the School Board of Independent District No.110 that **Carey Sang** be and hereby is placed on unrequested leave of absence as a teacher of Independent District No. 110 on the grounds of **financial limitations** at the end of the 2024 -2025 school year, in accordance with the District Master Agreement and pursuant to Minn. Stat. 122A.40, subd. 10. without pay or fringe benefits.

BE IT FURTHER RESOLVED, that a notice of placement on unrequested leave, together with a copy of this resolution be forwarded to said teacher personally and that an affidavit of same be placed in said employee's personnel file, together with a copy of the notice and resolution.

The motion for the adoption of the preceding resolution was duly seconded by _____and upon vote being taken thereon,

The following voted in favor thereof:

The following voted against the same:

Whereupon said resolution was declared duly passed/not passed and adopted on

4.B. Adopt SY 2025 Revised Budget



FY25 Final Revised Budget

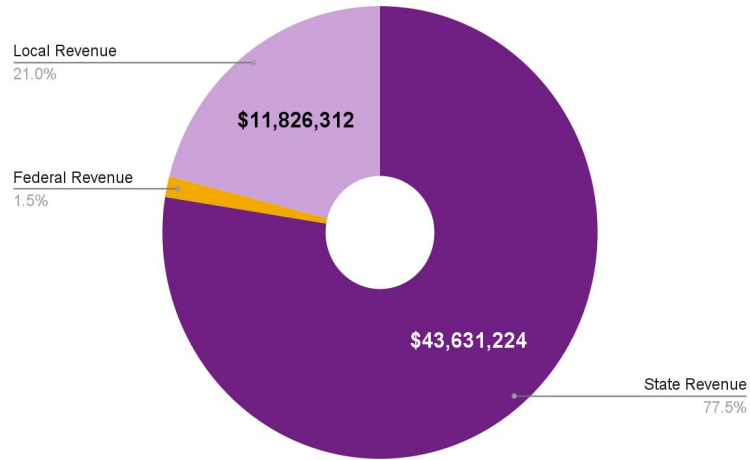
Final FY25 Revised General Fund Revenue Budget

Final FY25 Revised General Fund Budget

Description	Actual	Original Budget	Preliminary Revised Budget	Final Revised Budget
	2023-24	2024-25	2024-25	2024-25
General Fund Restricted Revenues (A)	\$ 3,669,526	\$ 4,491,997	\$ 4,512,643	\$ 4,512,643
General Fund Unrestricted Revenues (B)	\$ 53,071,197	\$ 51,940,609	\$ 51,782,941	\$ 51,782,941
Total General Fund Revenues (C)	\$ 56,740,723	\$ 56,432,606	\$ 56,295,584	\$ 56,295,584

General Fund Revenue Sources

- **State Revenue Examples:** General Education Aid, Special Education Aid, Literacy Incentive Aid, Gifted & Talented, etc.
- **Federal Revenue Examples:** Title Grants
- **Local Revenue Examples:** Property Tax Levies, Student Fees, Donations & Non-Federal Grants

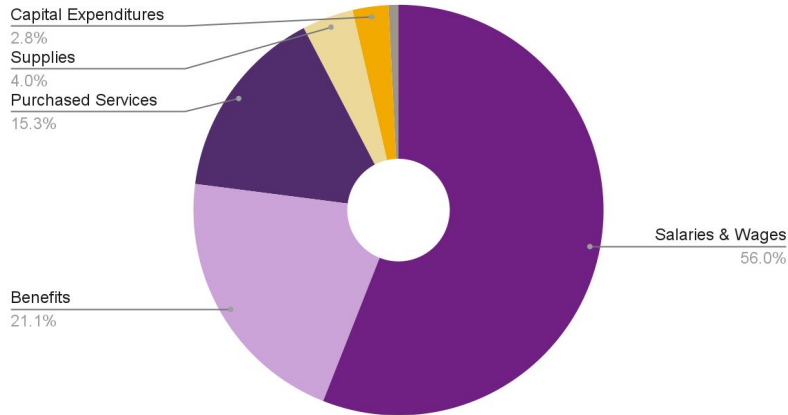


Final FY25 Revised General Fund Expenditure Budget

Final FY25 Revised General Fund Budget

Description	Actual	Original Budget	Preliminary Revised Budget	Final Revised Budget
	2023-24	2024-25	2024-25	2024-25
General Fund Restricted Expenditures (D)	\$ 3,446,004	\$ 3,333,858	\$ 3,333,643	\$ 4,491,516
General Fund Unrestricted Expenditures (E)	\$ 45,314,667	\$ 50,742,415	\$ 48,831,944	\$ 48,252,409
Total General Fund Expenditures (F)	\$ 48,760,671	\$ 54,076,273	\$ 52,165,587	\$ 52,743,925

Points scored



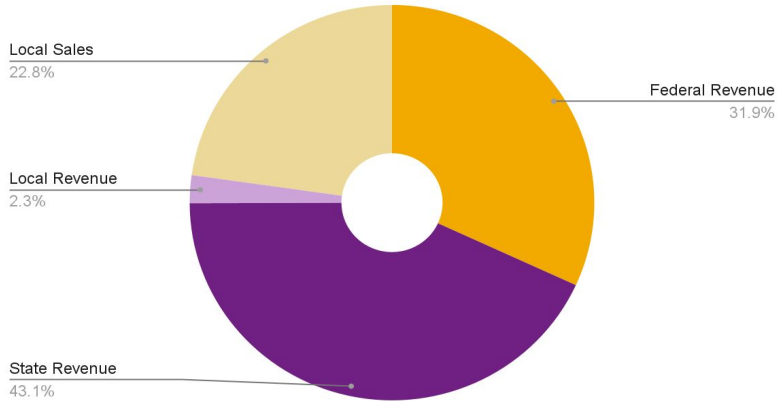
- **Salaries:** personnel costs – largest portion of expenditures
- **Benefits:** employer-provided contributions for health insurance, retirement plans, payroll taxes, and other employee-related costs
- **Purchased Services:** utilities, transportation services, consulting services, facility maintenance contracts, etc
- **Supplies:** paper, pencils, textbooks, workbooks, art materials, science lab equipment, custodial supplies, etc
- **Capital Expenditures:** construction and renovation of buildings, large-scale technology purchases, furniture, and playground equipment
- **Other Expenditures:** debt service payments, dues and memberships, licensing fees, and unexpected miscellaneous expenses

Final FY25 Revised Budget - Fund 02 Food Service

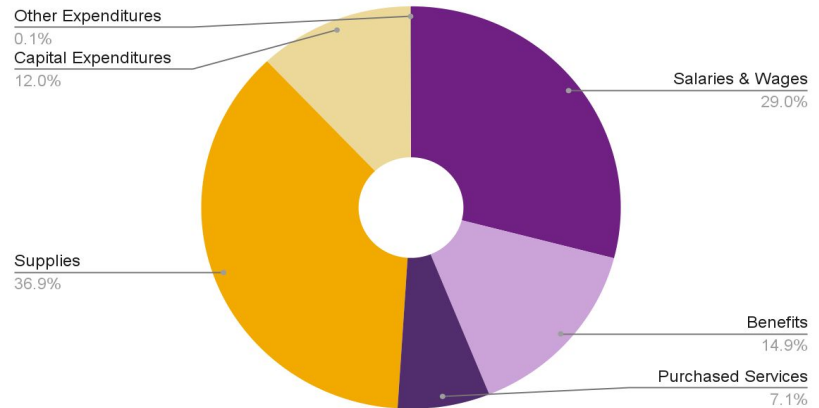
Final FY25 Revised Budget - Fund 02

Description	Actual Audited Results	Original Budget	Preliminary Revised Budget	Final Revised Budget
	2023-24	2024-25	2024-25	2024-25
Fund 02 - Nutrition Services Revenue	\$ 3,388,847	\$ 3,475,575	\$ 3,475,575	\$ 3,475,575
Fund 02 - Nutrition Services Expense	\$ 3,472,583	\$ 3,602,627	\$ 3,573,837	\$ 3,554,876
Fund 02 - Nutrition Services Revenue minus Expense	\$ (83,736)	\$ (127,052)	\$ (98,262)	\$ (79,301)

FY25 Final Revised Revenue - Fund 02



FY25 Final Revised Expense - Fund 02



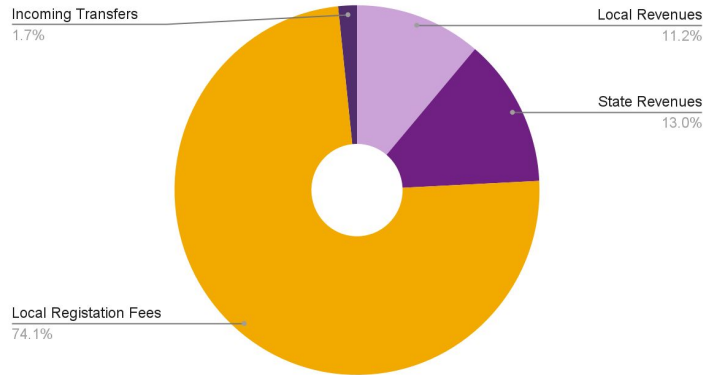
Final FY25 Revised Budget – Fund 04 Community Education

Waconia Public Schools

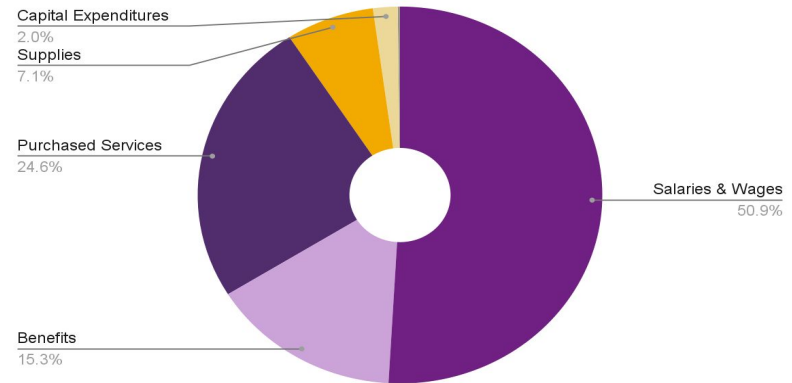
Final FY25 Revised Budget - Fund 04

Description	Actual	Original Budget	Revised Budget	Final Revised Budget
	2023-24	2024-25	2024-25	2024-25
Fund 04 - Community Education Revenue	\$ 4,221,222	\$ 4,015,267	\$ 4,041,572	\$ 4,041,572
Fund 04 - Community Education Expense	\$ 3,902,578	\$ 3,779,483	\$ 3,846,546	\$ 3,846,546
Fund 04 - Community Education Revenue minus Expense	\$ 318,644	\$ 235,784	\$ 195,026	\$ 195,026

FY25 Final Revised Revenue - Fund 04



FY25 Final Revised Expense - Fund 04



4.C. Technology Equipment Purchases FY25 and FY26

Presenter: Pam
Carman, Director of
Finance and
Operations



MEMORANDUM

TO: ISD 110 School Board

FROM: Pam Carman, Director of Finance & Operations
Erika Nesvig, Director of Education Services
Aleks Simanovich, Technology Manager

DATE: May 12, 2025 - Finance Committee and Board Work Session

SUBJECT: Request for Approval - Technology Equipment Purchases FY25 and FY26

This memo summarizes key technology investments that have been reviewed at previous Board and Finance Committee meetings, including E-Rate funded network switches, Interactive SmartBoards, and Chromebooks. While these projects span both FY25 and FY26, we are now seeking formal Board approval to move forward with purchase orders.

- **For the E-Rate switches**, we have received our official Funding Commitment Decision Letter and are ready to initiate the purchase.
- **For the SmartBoards and Chromebooks**, we have finalized vendor selections and wish to award the purchases at this time to secure current pricing and installation timelines.

These investments are essential to sustaining instructional technology, upgrading infrastructure, and managing the device refresh cycle. Early approval will allow us to comply with procurement requirements and avoid potential price increases or delays.

In accordance with Board Policy #724: Purchasing Policy, for purchases that are over \$25,000 two quotes must be obtained. In accordance with Board Policy #721: Uniform Grant Guidance Policy Regarding Federal Revenue Sources, purchases that exceed \$10,000 when using federal funds are required to obtain two quotes. To avoid confusion, the Finance Department has adopted the \$10,000 threshold as the standard for all purchases, regardless of the funding source.

In a related effort to improve efficiency and clarity, we will also be bringing forward proposed updates to Board Policy #704: Capitalization. The current capital asset threshold is \$5,000 per individual item. For group purchases where individual items fall below that amount, the total purchase threshold is currently \$25,000. We will be recommending to the policy committee that this be increased to \$100,000 to better reflect operational needs and simplify capitalization processes.

1. E-Rate Funded Switches (FY26)

We have received a Funding Commitment Decision Letter (FCDL) dated April 26, 2025, from the Universal Service Administrative Company (USAC) for our E-Rate application. This allows us to proceed with the purchase of network switches for district-wide technology infrastructure upgrades. By selecting higher-capacity switches with improved performance, we were able to reduce the total number of devices needed and lower the overall project cost from \$399,768 to \$377,387.

- **Total project cost:** \$377,387.26
- **E-Rate reimbursement (50%):** \$188,693.63
- **District share:** \$188,693.63

Attachments included:

- Finance Committee Memo (dated February 10, 2025)
- Board Approval to Proceed Memo (dated February 24, 2025)
- E-Rate Switches Sourcing Summary
- Award of Vendor for Network Switches (March 24, 2025)
- Funding Commitment Decision Letter (dated April 26, 2025)

2. Interactive SmartBoard Purchases (FY25 & FY26)

We plan to purchase interactive SmartBoards to support instructional delivery and technology integration across elementary grade levels, primarily at Bayview Elementary and Southview Elementary.

- **FY25:** 39 SmartBoards
- **FY26:** 37 SmartBoards
- **Recommended Vendor:** CDW
- **Cost:** \$83,580

CDW has agreed to absorb 5% of a recent 10% cost increase. Their quote includes installation, deinstallation, and recycling services. Additional project costs not covered in the quote include USB cords, electrical work, soundbars, and whiteboard replacements.

Attachments included:

- Bluum Quote (dated 1-8-25)
- CDW Quote (dated 1-15-25)
- CDW Updated Pricing (dated 5-5-25)

3. Chromebook Purchases (FY25 & FY26)

We plan to refresh student and staff devices over the next two years:

- **FY25:** 75 Chromebooks
- **FY26:** 50 Chromebooks
- **Recommended Vendor:** ByteSpeed
- **Cost:** \$38,500, which includes licensing

This purchase supports our rationale for recommending an update to Policy 704: Capitalization. Currently, large-scale Chromebook purchases must be tracked through multiple smaller transactions under the \$25,000 group threshold, even though they are part of a larger strategic investment. Increasing the group threshold to \$100,000 would better reflect operational practices, reduce administrative burden, and align with how technology assets are budgeted, deployed, and tracked over their lifecycle.

You will see three quotes attached:

Vivacity Tech - \$229 per Chromebook plus licensing

ByteSpeed - \$275 per Chromebook plus licensing

CDW - \$297 per Chromebook plus licensing

Unfortunately, since we obtained these quotes, Vivacity is now out of stock, so we will proceed with the next lowest price.

Attachments included:

- ByteSpeed Quote (dated 4-30-25)
- Vivacity Tech Quote (dated 4-17-25)
- CDW Quote (dated 5-1-25)

Action Requested: Approval to proceed with issuing purchase orders for the following technology items:

1. Award purchase of E-Rate funded switches to Tech Check in the amount of \$377,387.26
2. Award purchase of Interactive SmartBoards to CDW at a cost of \$83,580
3. Award purchase of Chromebooks to ByteSpeed at a cost of \$38,500, which includes \$4,125 for licensing on 125 Chromebooks.

4.C.1. Switches

Funding Commitment Decision Letter

Funding Year 2025

Contact Information:

Kyle Trites
WACONIA SCHOOL DISTRICT 110
512 INDUSTRIAL BLVD
WACONIA, MN 55387
ktrites@catalystsourcing.com

FCC Form 471: 251039227**BEN:** 133621**Wave:** 1**Application Nickname:** Waconia_Switches_2025

Totals

Total Committed	\$188,693.63
------------------------	---------------------

What is in this letter?

Thank you for submitting your application for Funding Year 2025 Schools and Libraries Program (E-rate) funding. Attached to this letter, you will find the funding statuses for the FCC Form(s) 471, Services Ordered and Certification Form, that you submitted and referenced above.

The Universal Service Administrative Company (USAC) is sending this information to both the associated applicant(s) and the service provider(s) so that you can work together to complete the funding process.

Next Steps

1. Work with your service provider(s) to determine if your bills will be discounted or if you will request reimbursement from USAC after paying the full cost for the services you receive.
2. Review the [Children's Internet Protection Act \(CIPA\)](#) requirements and file the [FCC Form 486](#) (Service Confirmation and CIPA Certification Form). **The deadline to submit this form is 120 days from the date of this letter or from the service start date (whichever is later).**
3. Invoice USAC

- **If you (the applicant) are invoicing USAC:** You must pay your service provider(s) the full cost for the services you receive and file the [FCC Form 472](#), the Billed Entity Applicant Reimbursement (BEAR) Form, to invoice USAC for reimbursement of the discounted amount.
- **If your service provider(s) is invoicing USAC:** The service provider(s) must provide services, bill the applicant for the non-discounted share, and file the [FCC Form 474](#), the Service Provider Invoice (SPI) form, to invoice USAC for reimbursement for the discounted portion of costs. Every funding year, service providers must file an [FCC Form 473](#), the Service Provider Annual Certification Form, to be able to submit invoices and to receive disbursements.
- **To receive an invoice deadline extension, the applicant or service provider** must request an extension on or before the last date to invoice. **If you anticipate, for any reason, that invoices cannot be filed on time**, USAC will grant a one-time, 120-day invoice deadline extension if timely requested.

How to Appeal or Request a Waiver of a Decision

You can appeal or request a waiver of a decision in this letter **within 60 calendar days** of the date of this letter. Failure to meet this deadline will result in an automatic dismissal of your appeal or waiver request.

Note: The Federal Communications Commission (FCC) will not accept appeals of USAC decisions that have not first been appealed to USAC. However, if you are seeking a waiver of E-rate program rules, you must submit your request to the FCC and not to USAC. USAC is not able to waive the E-rate program rules.

- **To submit your appeal to USAC**, visit the Appeals section in the [E-rate Productivity Center \(EPC\)](#) and provide the required information. USAC will reply to your appeal submissions to confirm receipt. Visit USAC's [website](#) for additional information on submitting an appeal to USAC, including step-by-step instructions.
- **To request a waiver of the FCC's rules**, please submit it to the FCC in proceeding number CC Docket No. 02-6 using the [Electronic Comment Filing System \(ECFS\)](#). Include your contact information, a statement that your filing is a waiver request, identifying information, the FCC rule(s) for which you are seeking a waiver, a full description of the relevant facts that you believe support your waiver request and any related relief, and any supporting documentation.

For appeals to USAC or to the FCC, be sure to keep a copy of your entire appeal, including any correspondence and documentation, and provide a copy to the affected service provider(s).

Obligation to Pay Non-Discount Portion

Applicants are required to pay the non-discount portion of the cost of the eligible products and/or services to their service providers. Service providers are required to bill applicants for the non-discount portion of costs for the eligible products and/or services. The FCC stated that requiring applicants to pay the non-discounted share of costs ensures efficiency and accountability in the program. If using the BEAR invoicing method, the applicant must pay the service provider in full (the non-discount plus discount portion) **before** seeking reimbursement from USAC. If using the SPI invoicing method, the service provider must first bill the applicant **before** invoicing USAC.

Notice on Rules and Funds Availability

The applicants' receipt of funding commitments is contingent on their compliance with all statutory, regulatory, and procedural requirements of the Schools and Libraries Program and the FCC's rules. Applicants who have received funding commitments continue to be subject to audits and other reviews that USAC and/or the FCC may undertake to assure that committed funds are being used in accordance with such requirements. USAC may be required to reduce or cancel funding commitments that were not issued in accordance with such requirements, whether due to action or inaction of USAC, the applicant, or the service provider. USAC, and other appropriate authorities (including but not limited to the FCC), may pursue enforcement actions and other means of recourse to collect improperly disbursed funds.

Funding Commitment Decision Overview

Funding Year 2025

Application Comments for FCC Form 471: #251039227

The applicant did not submit any RAL corrections.

Funding Commitment Decision Overview

Funding Request Number (FRN)	Service Provider Name	Amount Requested	Amount Committed	Status
2599055980	Tech Check, LLC	\$199,731.96	\$188,693.63	Funded

FRN 2599055980	Service Type Internal Connections	Status Funded
--------------------------	---	-------------------------

Dollars Committed			
Monthly Cost		One-time Cost	
Months of Service	12		
Total Eligible Recurring Charges	\$0.00	Total Eligible One Time Charges	\$377,387.26
Total Pre-discount Charges		\$377,387.26	
Discount Rate		50.00%	
Committed Amount		\$188,693.63	

Dates	
Service Start Date	7/1/2025
Contract Expiration Date	9/30/2026
Contract Award Date	3/26/2025
Service Delivery Deadline	9/30/2026
Expiration Date (All Extensions)	

Service Provider and Contract Information	
Service Provider	Tech Check, LLC
SPIN (498ID)	143024168
Contract Number	
Account Number	
Establishing FCC Form 470	250021602

Consultant Information	
Consultant Name	Kyle Trites
Consultant's Employer	Catalyst Sourcing Solutions
CRN	17033235

Funding Commitment Decision Comments

MR1: The Product Type for FRN Line Item 2599055980.005 was modified from Connectors to Cabling to agree with the applicant documentation. The Product Type for FRN Line Item 2599055980.006 was modified from Connectors to Cabling to agree with the applicant documentation. <><><><> MR2: The Product Type for FRN Line Item 2599055980.007 was modified from Module to Transceiver to agree with the applicant documentation. The Product Type for FRN Line Item 2599055980.008 was modified from Module to Transceiver to agree with the applicant documentation. <><><><> MR3: The amount of the funding request was changed from \$399,463.92 Annual Cost

BEN Name: WACONIA SCHOOL DISTRICT 110

FCC Form 471: 251039227

BEN: 133621

Wave: 1

to \$377,387.26 Annual Cost to remove the ineligible product(s) or service(s): Line .010 - License 801-8200Z-R-5 and Line .011 - License 801-8200-R-G are both only 20% eligible.



E-Rate Switches - Sourcing Summary

Project Overview

Department:	Media and Technology	Date:	3/17/2025
Category:	IT Hardware	Sourcing Process:	RFP – E-Rate
Participating Vendors:	<ul style="list-style-type: none"> ESX (Quoted) Tech Check (Quoted) 		
Profess Notes:	<ul style="list-style-type: none"> Vendors were made aware of the request for Bids via Advertisement and Posting Form 470 on USAC.ORG Vendors were given 30 days to bid 		

Company Information

Data Point	ESX	Tech Check
Address:	7160 Shady Oak Rd	2385 Troop Drive #204
City, State, Zip	Eden Prairie, MN 55344	Sartell, MN 56377
Local Account Support:	Jerry Carlson and Michael Jordan	Kevin Kourajian
Local Support Phone:	952-314-1441	320-230-2020
Local Support Email:	Support@esxtech.com	kevink@techcheckusa.com
Spin #:	143053194	143024168

References

	ESX		Tech Check	
School	Saint Mary's University	Richfield Public Schools	Forest Lake Public Schools	Sauk Rapids-Rice Schools
Contact	Mike Ziegler	Kent Meyer	Rance Eberjardt	Cory Zimpel
Phone	507-457-1782	612-798-6083	651-982-8107	320-258-1910

Qualifications Information

Question	ESX	Tech Check
Do you agree with the District Terms, conditions, specifications, & requirements as described?	Y	Y
Are you authorized to do business with Minnesota public schools?	Y	Y
Have you included all required bid forms and documents?	Y	Y
Have you included a Bid Bond in the amount of 5% of your total bid?	Y	Y
Have you signed the affidavit of non-collusion form?	Y	Y
Have you signed the statement of affirmative action for equal opportunity employment?	Y	Y
Have you signed the acceptance form?	Y	Y
Have you signed the acceptance form?	Y	Y



Switches, Licenses and Switch Accessories – Price Bid

ESX – Option 1					Tech Check				
Unit Manfr.	Unit Model	Qty	Price Per Unit	Net	Unit Manuf.	Unit Model	QTY	Price Per Unit	Net
Switches									
Fortinet	FS-2048F	2	\$10,500.00	\$21,000.00	Ruckus	ICX7850-48F-E2	2	\$10,462.49	\$20,924.98
Fortinet	FS-648F-FPOE	43	\$5,299.42	\$227,875.00	Ruckus	ICX8200-24FX	5	\$3,084.77	\$15,423.85
Included Above					Ruckus	ICX8200-48ZP2-E	38	\$3,181.178	\$120,884.46
Fortinet	FS-448E-FPOE	51	\$2,402.65	\$122,535.00	Ruckus	ICX8200-48PF	51	\$2,409.98	\$122,908.98
Stacking Cables									
Fortinet	FN-CABLE-SFP+1	50	\$38.82	\$1,941.18	Ruckus	10G-SFPP-TWX-101	50	\$91.42	\$4,571.00
Fortinet	FN-CABLE-SFP+3	36	\$49.41	\$1,778.82	Ruckus	10G-SFPP-TWX-301	36	\$102.49	\$3,689.64
Power supplies and Power Cords									
Fortinet	Included	2	Included	Included	Ruckus	Included	2	Included	Included
Fortinet	Included	137	Included	Included	Ruckus	Included	137	Included	Included
Optics									
Fortinet	FN-TRAN-SFP+LR	15	\$70.59	\$1,058.85	Ruckus	10G-SFPP	15	\$110.814	\$1,662.15
Fortinet	FN-TRAN-SFP+LR	50	\$70.59	\$3,529.41	Ruckus	10G-SFPP	50	\$115.53	\$6,080.50
Licensing for Switches									
Fortinet	FC-10-S2F48-247-02-60	2	\$7,500.00	\$15,000.00	Ruckus	ICX7850-SVL-RMT-5	2	\$3,864.85	\$7,729.70
Fortinet	FC-10-648FF-247-02-60	4	\$3,785.31	\$15,141.24	Ruckus	801-8200Z-R-5	43	\$404.05	\$17,374.15
Fortinet	FC-10-S448F-247-02-60	5	\$1,716.18	\$8,580.88	Ruckus	801-8200-R-5	51	\$200.43	\$10,221.93
Fortinet	FC-10-S448F-247-02-60	96	N/A	N/A	Ruckus	L09-0001-SSGCX	96	\$46.55	\$4,468.80
					Ruckus	ICX7850-Prem-LIC	2	\$2,087.04	\$4,174.08
					Ruckus	ICX8200-PREM-LIC	5	\$321.34	\$1,606.70
Patch Cables									
FS	Cat6A 3M Red. Green, Yellow	400	\$6.47	\$2,588.00	Mono-price	Cat6A 3M 24367	400	\$6.54	\$2,616.00
FS	Cat6 1M Red. Green, Yellow, Purple, Orange	300	\$4.60	\$1,380.00	Mono-price	Cat6 1M 5899	300	\$4.21	\$1,263.00
FS	Cat 6 3M Red. Green, Yellow, Purple, Orange	1000	\$6.00	\$6,000.00	Mono-price	Cat6 3M 5901	1000	\$6.54	\$6,540.00
FS	Cat 6 5M Red. Green, Yellow, Orange	400	\$7.70	\$3,080.00	Mono-price	Cat6 5M 5903	400	\$8.43	\$3,372.00
Labor									
ESX Tech	Labor	1	\$60,000.00	\$60,000.00	Tech Check	Labor	1	\$44,256.00	\$44,256.00
MISC.									
Fortinet	FortiGate-601F Threat PProtection	1	\$16,558.40	\$16,558.40	N/A	N/A	N/A	N/A	N/A



Switches, Licenses and Switch Accessories – Price Bid – Alternative Option

ESX – Option 2				
Unit Manfr.	Unit Model	Qty	Price Per Unit	Net
Switches				
Fortinet	FS-2048F	2	\$10,500.00	\$21,000.00
Fortinet	FS-648F-FPOE	21	\$5,299.42	\$111,287.89
Fortinet	FS-448E-FPOE	28	\$2,402.65	\$67,274.12
Fortinet	FS-424E-FPOE	11	\$1,120.41	\$12,324.53
Stacking Cables				
Fortinet	FN-CABLE-SFP+1	35	\$38.82	\$1,358.82
Fortinet	FN-CABLE-SFP+3	12	\$49.41	\$592.94
Fortinet	FN-CABLE-SFP28-1	2	\$37.59	\$75.18
Power supplies and Power Cords				
Fortinet	Included	2	Included	Included
Fortinet	Included	137	Included	Included
Optics				
Fortinet	FN-TRAN-SFP+LR	20	\$70.59	\$1,411.76
Fortinet	FN-TRAN-SFP28-LR	63	\$141.18	\$8,894.12
Licensing for Switches				
Fortinet	FC-10-S2F48-247-02-60	2	\$7,500.00	\$15,000.00
Fortinet	FC-10-S448F-247-02-60	3	\$1,716.18	\$5,148.53
Fortinet	FC-10-S648FF-247-02-60	2	\$3,785.31	\$7,570.61
Fortinet	FC-10-S424F-247-02-60	2	\$800.29	\$1,600.59
Fortinet	L09-0001-SSGCX	96	N/A	N/A
Patch Cables				
FS	Cat6A 3M Red. Green, Yellow	400	\$6.47	\$2,588.00
FS	Cat6 1M Red. Green, Yellow, Purple, Orange	300	\$4.60	\$1,380.00
FS	Cat 6 3M Red. Green, Yellow, Purple, Orange	1000	\$6.00	\$6,000.00
FS	Cat 6 5M Red. Green, Yellow, Orange	400	\$7.70	\$3,080.00
Labor				
ESX Tech	Labor	1	\$60,000.00	\$60,000.00
MISC.				
Fortinet	FortiGate-601F Threat PProtection	1	\$16,558.40	\$16,558.40



Total Costs

ESX – Option 1		ESX – Option 2		Tech Check	
Switches	\$371,410.21	Switches	\$211,886.54	Switches	\$280,142.27
Stacking Cables	\$3,720.00	Stacking Cables	\$2,026.94	Stacking Cables	\$8,260.64
Power Supplies	\$0.00	Power Supplies	\$0.00	Power Supplies	\$0.00
Optics	\$4,588.35	Optics	\$10,305.88	Optics	\$7,742.65
Licensing	\$38,722.12	Licensing	\$29,319.73	Licensing	\$45,575.36
Patch Cables	\$13,048.00	Patch Cables	\$13,048.00	Patch Cables	\$13,791.00
FortiGate-601F With 1 Year Unified Threat Protection	\$16,558.40	FortiGate-601F With 1 Year Unified Threat Protection	\$16,558.40	N/A	N/A
Installation and Configuration	\$60,000.00	Installation and Configuration	\$60,000.00	Installation and Configuration	\$44,256.00
Total Costs	\$508,047.08		\$343,145.49		\$399,767.92

Selection Criteria Matrix

Data Point	Pts	ESX – Option 1	ESX – Option 2	Tech Check
Price	31			
Vendor Relationship	10			
Local or In-State vendor	10			
Technical Solution Evaluation	29			
Ease of Transition	20			
Total	100			



MEMORANDUM

TO: ISD 110 School Board

FROM: Pam Carman, Director of Finance & Operations
Erika Nesvig, Director of Education Services
Aleks Simanovich, Technology Manager

DATE: March 24, 2025

SUBJECT: Award of Vendor for Network Switches

As a continuation of the discussions presented to the Finance Committee on February 10, 2025, and the School Board on February 24, 2025, we recommend awarding the contract for network switches to Tech Check as the selected vendor. We selected TechCheck Company as the vendor and Ruckus as the product because it provided the best price and integrates smoothly with our existing Ruckus wireless system. This simplifies management, minimizes setup challenges, and ensures reliable performance for our schools.

This award does not commit the district to a specific number of switches purchased or any financial obligation at this time. All purchases will be contingent upon final budget allocations and funding availability for FY26.

This recommendation aligns with the district's E-Rate procurement process, ensuring compliance with federal guidelines while securing the best value for the district's network infrastructure needs.

We request the Board's approval to proceed with the selection of Tech Check as the vendor for network switches.

Attachments:

- Finance Committee Memo (dated February 10, 2025)
- Board Approval to Proceed Memo (dated February 24, 2025)
- E-Rate Switches Sourcing Summary



MEMORANDUM

TO: ISD 110 School Board

FROM: Pam Carman, Director of Finance & Operations
Erika Nesvig, Director of Education Services
Aleks Simanovich, Technology Manager

DATE: February 24, 2025

SUBJECT: Approval to proceed with FCC Form 470 for E-Rate

The district is eligible to receive up to \$454,875.50 in technology funding for the final cycle year of the FCC E-Rate program.

To maximize the available funding, Waconia Public Schools will be conducting a formal bid process to assure award compliance, transparency, as well as securing the best value for the applicable equipment and services.

This process will include a published bid advertisement, a public bid opening, as well as filing of the required FCC Form 470.

This plan was presented to the Finance Committee on February 10, 2025, and is now being brought forward for Board approval.

The scheduled timeline for this award process includes:

- **Public advertising of opportunity (two weeks):** February 27 - March 13, 2025
- **Bid opening date:** March 14, 2025
- **Bid award date:** March 24, 2025
- **E-Rate funding request submission deadline:** March 26, 2025

Approval at this time is necessary to ensure we meet all deadlines and remain eligible for this cycle's available E-Rate funding.

This approval does not commit the district to any specific purchases but, instead, authorizes the initiation of the sourcing process to satisfy both FCC and State requirements should the district move forward on an award applicable to the E-Rate program in the current cycle.

We request Board approval to proceed with the FCC Form 470 filing and competitive bidding process.



MEMORANDUM

TO: ISD 110 Finance Committee

FROM: Pam Carman, Director of Finance & Operations
Erika Nesvig, Director of Education Services
Aleks Simanovich, Technology Manager

DATE: February 10, 2025

SUBJECT: Overview and Status Update on E-Rate Funding and Procurement Timeline

Overview of E-Rate Program

The E-Rate program is a federally administered initiative designed to provide schools and libraries with discounts on telecommunications, internet access, and internal connections. Managed by the Universal Service Administrative Company (USAC) and funded through the Universal Service Fund, this program supports the expansion and maintenance of technology infrastructure essential for modern education.

Schools and libraries qualify for E-Rate discounts based on their poverty level and geographic location, ensuring equitable access to necessary technology resources. Two primary methods exist for utilizing E-Rate funds:

- Service Provider Invoice (SPI): The vendor applies the discount directly, reducing the amount paid by the district.
- Billed Entity Applicant Reimbursement (BEAR): The district pays the full amount upfront and applies for reimbursement afterward.

E-Rate Funding Year 2024 (July 1, 2024 – June 30, 2025)

Waconia Public Schools has committed \$254,530.50 in E-Rate funding for the 2024 funding year. The following items were procured:

Item	Cost
400 Ruckus Access Points (configuration, installation, licenses)	\$214,259.84
Fortinet Firewall (configurations, license)	\$25,613.78
Eaton Uninterrupted Power Supplies	\$14,534.00

These purchases were made using the SPI method, meaning the district only paid 50% of the total cost, with the remaining balance covered by the E-Rate program.

Future E-Rate Procurement Plan: Competitive Bidding Timeline

Waconia Public Schools has \$454,785.50 in available E-Rate funds for additional technology investments. While our current budget does not allow for all necessary purchases, we are applying for the full funding amount to maintain flexibility in decision-making. This ensures that, once we receive the final Pivotalogic Technology Assessment, we can prioritize the most critical needs. If we do not apply for the full amount now, we lose the opportunity to secure these funds due to application deadlines.

Application Deadlines:

1. Finance Committee Review & Board Approval
 - Finance Committee Presentation: February 10, 2025
 - Board Approval to Proceed: February 24, 2025
2. Bid Review and Award
 - Bid opening date: March 14, 2025
 - Award date: March 24, 2025
 - Funding request submission deadline: March 26, 2025
3. Procurement & Deployment Timeline
 - Earliest possible purchase and scheduling of equipment delivery: July 1, 2025 (Start of funding year)
 - Deadline for equipment installation: September 30, 2026 (15-month installation window allows for budget flexibility)

Planned Technology Purchases

As part of the District's technology upgrade initiative, the following potential purchases are being considered:

- Fiber Aggregation Switches
- Headend Switch for Each Building
- Multi-Gig Switches for Top of Each Closet
- Edge/Remote Closet Switches
- Stacking Cables
- Optics
- Patch cables
- Network Licensing System
- Installation and Configuration

However, we will not move forward with the purchase of switches or any other technology unless the funding is available and it is deemed a priority following our final Pivotalogic Technology Assessment. This assessment will help us determine whether instructional technology needs outweigh the necessity of additional network infrastructure upgrades. Resources will be adjusted accordingly to best support district priorities.

Conclusion

The E-Rate program is an essential funding source for Waconia Public Schools, helping sustain and expand our technology infrastructure. By following the outlined timeline and procurement process, we will maximize our funding while ensuring compliance with federal regulations.

Applying for the full available E-Rate funding now is critical to maintaining flexibility in future purchasing decisions. Without this step, we risk losing access to these funds within the application deadlines. No purchases will move forward unless adequate funding is secured and the technology assessment confirms their priority.

4.C.2. SmartBoard Quotes



Thank you for choosing CDW. We have received your quote.

Hardware Software Services IT Solutions Brands Research Hub

QUOTE CONFIRMATION

DAVID DELANEY,

Thank you for considering CDW•G for your technology needs. The details of your quote are below. **If you are an eProcurement or single sign on customer, please log into your system to access the CDW site.** You can search for your quote to retrieve and transfer back into your system for processing.

For all other customers, click below to convert your quote to an order.

Convert Quote to Order

QUOTE #	QUOTE DATE	QUOTE REFERENCE	CUSTOMER #	GRAND TOTAL
PKTP552	5/5/2025	PGNM429	6539849	\$83,580.00

QUOTE DETAILS				
ITEM	QTY	CDW#	UNIT PRICE	EXT. PRICE
SMART GX Series 65" 4K UHD Display Mfg. Part#: SBID-GX165-V3 Contract: Sourcewell 121923-CDWG Tech Catalog (121923)	75	7729945	\$1,059.40	\$79,455.00
Smart bracket - for interactive flat panel Mfg. Part#: WM-SBID-200 Contract: Sourcewell 121923-CDWG Tech Catalog (121923)	75	6578525	\$55.00	\$4,125.00

SUBTOTAL	\$83,580.00
SHIPPING	\$0.00
SALES TAX	\$0.00
GRAND TOTAL	\$83,580.00

PURCHASER BILLING INFO	DELIVER TO
Billing Address: WACONIA ISD #110 ACCOUNTS PAYABL 512 INDUSTRIAL BLVD WACONIA, MN 55387-1742 Phone: (952) 442-0600 Payment Terms: NET 30 Days-Govt/Ed	Shipping Address: CLEARWATER MIDDLE SCHOOL TANA MEYER 1650 COMMUNITY DR WACONIA, MN 55387-1157 Shipping Method:
	Please remit payments to: CDW Government 75 Remittance Drive Suite 1515 Chicago, IL 60675-1515



Sales Contact Info

Tanner Frahm | (866) 314-5867 | tannfra@cdw.com

Need Help?



My Account



Support



Call 800.800.4239

[About Us](#) | [Privacy Policy](#) | [Terms and Conditions](#)

This order is subject to CDW's Terms and Conditions of Sales and Service Projects at <http://www.cdw.com/content/terms-conditions/product-sales.aspx>

For more information, contact a CDW account manager.

© 2025 CDW•G LLC, 200 N. Milwaukee Avenue, Vernon Hills, IL 60061 | 800.808.4239



Thank you for choosing CDW. We have received your quote.

Hardware Software Services IT Solutions Brands Research Hub

QUOTE CONFIRMATION

DAVID DELANEY,

Thank you for considering CDW•G for your technology needs. The details of your quote are below. **If you are an eProcurement or single sign on customer, please log into your system to access the CDW site.** You can search for your quote to retrieve and transfer back into your system for processing.

For all other customers, click below to convert your quote to an order.

Convert Quote to Order

QUOTE #	QUOTE DATE	QUOTE REFERENCE	CUSTOMER #	GRAND TOTAL
PGNM429	1/15/2025	PGNM429	6539849	\$124,797.00

QUOTE DETAILS

ITEM	QTY	CDW#	UNIT PRICE	EXT. PRICE
SMART GX Series 65" 4K UHD Display Mfg. Part#: SBID-GX165-V3 Contract: Sourcewell 121923-CDWG Tech Catalog (121923)	75	7729945	\$1,008.96	\$75,672.00
Smart bracket - for interactive flat panel Mfg. Part#: WM-SBID-200 Contract: Sourcewell 121923-CDWG Tech Catalog (121923)	75	6578525	\$55.00	\$4,125.00
Installation(optional) -Take down old 6040 model Smartboard and associated wall mount -Mount new smart bracket on wall where the old Smartboard was demoed -Mount 65 SMART GX display plug power cord into existing outlet and power on to ensure functionality. -Dispose/recycle packaging in owner provided receptacle onsite -Move Smartboards to a central storage location in the building -Recycling of old Smartboards	75		\$600.00	\$45,000.00

SUBTOTAL	\$124,797.00
SHIPPING	\$0.00
SALES TAX	\$0.00
GRAND TOTAL	\$124,797.00

PURCHASER BILLING INFO	DELIVER TO
------------------------	------------

Billing Address:

WACONIA ISD #110
 ACCOUNTS PAYABL
 512 INDUSTRIAL BLVD
 WACONIA, MN 55387-1742
Phone: (952) 442-0600

Payment Terms: NET 30 Days-Govt/Ed

Shipping Address:

CLEARWATER MIDDLE SCHOOL
 TANA MEYER
 1650 COMMUNITY DR
 WACONIA, MN 55387-1157

Shipping Method:**Please remit payments to:**

CDW Government
 75 Remittance Drive
 Suite 1515
 Chicago, IL 60675-1515

**Sales Contact Info**

Tanner Frahm | (866) 314-5867 | tannfra@cdw.com

LEASE OPTIONS

FMV TOTAL	FMV LEASE OPTION	BO TOTAL	BO LEASE OPTION
\$124,797.00	\$3,531.76/Month	\$124,797.00	\$4,060.89/Month

Monthly payment based on 36 month lease. Other terms and options are available. Contact your Account Manager for details. Payment quoted is subject to change.

Why finance?

- Lower Upfront Costs. Get the products you need without impacting cash flow. Preserve your working capital and existing credit line.
- Flexible Payment Terms. 100% financing with no money down, payment deferrals and payment schedules that match your company's business cycles.
- Predictable, Low Monthly Payments. Pay over time. Lease payments are fixed and can be tailored to your budget levels or revenue streams.
- Technology Refresh. Keep current technology with minimal financial impact or risk. Add-on or upgrade during the lease term and choose to return or purchase the equipment at end of lease.
- Bundle Costs. You can combine hardware, software, and services into a single transaction and pay for your software licenses over time! We know your challenges and understand the need for flexibility.

General Terms and Conditions:

This quote is not legally binding and is for discussion purposes only. The rates are estimate only and are based on a collection of industry data from numerous sources. All rates and financial quotes are subject to final review, approval, and documentation by our leasing partners. Payments above exclude all applicable taxes. Financing is subject to credit approval and review of final equipment and services configuration. Fair Market Value leases are structured with the assumption that the equipment has a residual value at the end of the lease term.

Need Help?

[My Account](#)



[Support](#)



[Call 800.800.4239](tel:800.800.4239)

[About Us](#) | [Privacy Policy](#) | [Terms and Conditions](#)

This order is subject to CDW's Terms and Conditions of Sales and Service Projects at

<http://www.cdw.com/content/terms-conditions/product-sales.aspx>

For more information, contact a CDW account manager.

© 2025 CDW•G LLC, 200 N. Milwaukee Avenue, Vernon Hills, IL 60061 | 800.808.4239



Quote

Bluum of Minnesota
1771 Energy Park Drive
Suite 100
St. Paul MN 55108
800-933-7337 | 612-331-5500
www.bluum.com

#353587

01/08/2025

Bill To

Accounts Payable
ISD 110 Waconia Schools
512 Industrial Blvd
Waconia MN 55387

Ship To

DAVID DELANEY
ISD 110 Waconia Schools
512 Industrial Boulevard
Waconia MN 55387

Memo:

C- Elementary School replacement

Expires	Sales Rep	Contract	Terms
04/08/2025	483 Leanne Sutcliffe	21.10-TBS Cooperative Purchasing Connection (CPC)	Net 30

Qty	Item	MFG	Price	Ext. Price
75	GX065-V3 SMART Board GX065-V3 interactive display, no embedded OS	SMART	\$1,062.67	\$79,700.25
75	WM-SBID-200 SMART Wall Mount for MX-V2, 7000, 6000 and GX series	SMART	\$62.50	\$4,687.50
1	De-installation Services Bluum will uninstall the customer's existing AV equipment and provide to the customer for disposal or re-purposing.		\$12,750.00	\$12,750.00
1	Services - Integration Integration and Installation Services (Non-Union, Non Prevailing Wage; Normal Business Hours). Union and/or Prevailing Wage rate requirement will result in a change order to the client. Including Standard 90 day Installation Warranty https://www.bluum.com/standard-service-warranty		\$38,267.20	\$38,267.20

****Bluum provides professional development from former educators who are committed to providing world class instructional training. With the purchase of educational technology, we recommend including PD to ensure effective adoption. Ask about our getting started package, 3-hour remote and 6-hour onsite training.**

Subtotal	\$135,404.95
Tax Total	\$0.00
Shipping Cost	\$4,078.13
Total	\$139,483.08

Thank you,

Leanne Sutcliffe

E: leanne.sutcliffe@bluum.com

bluum.com



353587



Quote

Bluum of Minnesota
1771 Energy Park Drive
Suite 100
St. Paul MN 55108
800-933-7337 | 612-331-5500
www.bluum.com

#353587

01/08/2025

To accept this quotation, sign here : _____

Printed Name/Title/Date : _____

Shipping and Billing Address listed on quote are accurate : Yes No

This document is subject to the terms and conditions found here: www.bluum.com/terms-conditions. For quotes over \$25,000 a Purchase Order is required, please reference this quote number on your PO. If purchasing via credit card a 2.5% surcharge fee will apply. For questions please contact your Bluum Account Representative.

Please inspect product upon delivery. All claims for defective merchandise or errors in shipping must be made within five days after receipt of goods. Returns require an authorization number and must be made within 30 days. A minimum 25% restocking fee may apply with the exception of out of box failures and replacements under warranty.



353587

4.C.3. Chromebook Quotes

**Vivacity Tech PBC**641 Fairview Ave N, Suite #150 Saint Paul, MN, 55104
877-731-2069 | vivacitytech.com

Quote # QUO3011568

Expiration Date

4/17/2025

Account #

72971

Account Name

Waconia Public Schools

Project Name125 ASUS - WACONIA PUBLIC SCHOOL
DISTRICT**Prepared For****Aleks Simanovich**
asimanovich@isd110.org**Sales Representative****Ryan Heineman**
Territory Manager
(612) 268-5063
ryan@vivacitytech.com

Product	SKU	Quantity	Price	Total Price
CR1100CKA-YZ142 Asus Chromebook CR1 - Intel/4GB/32GB - Non-Touch - New	CR1100CKA-YZ142	125	\$229.00	\$28,625.00
CROSSWDISEDUNEW Chrome OS Education License	CROSSWDISEDUNEW	125	\$32.00	\$4,000.00
FEE-GRNSH Vivacity Tech Green Shipping Service	FEE-GRNSH	125	\$0.00	\$0.00
FEE-S&H Vivacity Tech Shipping & Handling	FEE-S&H	1	\$0.00	\$0.00

Credit Card Payments are Subject to a 3% Convenience Fee

Vivacity Tech reserves the right to assign any order to our vendor Assignment of Funds programs. The programs are a beneficial way for Vivacity to accommodate to education or government end user orders. Please note that under these programs, the remittance address may change and additional paperwork may be required. Should this order be allocated to one of these programs, the Vivacity procurement team will follow-up further communication. We thank you in advance for your assistance in facilitating Vivacity's participation in these beneficial partnership programs. Pricing provided on Quotes expires on the expiration date stated on each Quote or while supplies last. If pricing is no longer accurate at the time of purchase your dedicated Account Manager will work with you to create an updated Quote.

Sub Total	\$32,625.00
Tax	\$0.00
Grand Total	\$32,625.00

Vivacity Tech PBC is the first and only Public Benefit Corporation to provide technology hardware to schools. We're excited about this opportunity to work with you and your school district!



PROPOSAL FOR

ASUS CHROMEBOOKS

PRESENTED BY: BYTESPEED



Prepared for:

Waconia School District 110
Aleks Simanovich
1650 Community Drive
Waconia, MN 55387

Prepared by:

Gavin Doppler
Senior Territory Manager
(218) 227-0496
gdoppler@bytespeed.com



ASUS Chromebook CR11 | CR1104CTA

Learning without limits

The ASUS Chromebook CR11 is a versatile laptop that features rugged design and upgraded performance. It is built for K-12 students, offering a reliable and enjoyable learning companion.



A reliable study companion

- Ruggedized design meets MIL-STD-810H US military grade standard.
- Gorilla Glass display¹ and all-round rubber bumper enhance the laptop's robustness.
- Modular design and anti-drop screws make it easy for IT to maintain devices, reducing downtime.
- Chrome Education Upgrade² with multi-layered security and automatic updates streamlines IT deployment.

Designed for ease of use, flexibility

- 180° lay-flat design encourages collaboration in class.
- Full I/O ports with USB-C on both sides support diverse learning purposes.
- IMR + ASUS Antimicrobial Guard³ ensures hygiene.

Elevated power for learning

- Intel® Processor N series and up to 16GB RAM, 128 GB eMMC to accelerate tasks.
- Enhance school connectivity with up to WiFi 6E and optional 4G LTE.
- Enjoy up to 12 hours of battery life⁴ for a full day of learning.



US military grade



ASUS ruggedized design



180° hinge



ASUS Antimicrobial Guard³



TÜV certified display⁵



Modular design

¹Gorilla Glass only applies to touchscreen SKU

²Chrome Education Upgrade is sold separately

³MR + ASUS Antimicrobial Guard on C part is optional

⁴Actual battery life depends on usage, specifications, applications and environment, among other factors.

⁵ASUS Chromebook CR11/12 offer reduced flicker, but are not flicker free.

Warranty and Support



1-year US warranty

100% free of charge, with no hidden costs.



Pick up & return service

Enjoy a door-to-door service including pick up, repair, and return.



Q-100638-W2M6

Expiration Date: **April 30th, 2025**

Prepared for:

Waconia School District 110
Aleks Simanovich
1650 Community Drive
Waconia, MN 55387

Prepared by:

Gavin Doppler
Senior Territory Manager
(218) 227-0496
gdoppler@bytespeed.com

QUOTE PRODUCT	PRICE	QTY	SUBTOTAL
BYTESPEED ASUS PARTNER PRODUCT	\$0.00	125	\$0.00
<u>CHROMEBOOK, ASUS CR1104, 11.6",</u> INTEL N150, 4GB 32GB, CHROME, 1YR, CR1104CTA-YZ42	\$275.00	125	\$34,375.00
MANUFACTURER WARRANTY, 1 YEAR PARTS	\$0.00	125	\$0.00
INCLUDES ASUS 1-YEAR ACCIDENTAL DAMAGE PROTECTION WITH ONLINE REGISTRATION	\$0.00	125	\$0.00
LICENSE, GOOGLE CHROME OS MANAGEMENT CONSOLE, EDUCATION, CROSSWDISEDUNEW	\$33.00	125	\$4,125.00

Subtotal	\$38,500.00
Tax	\$0.00
Total	\$38,500.00

By signing this document, you confirm your intention to move forward with the purchase as outlined in the quote, thereby creating a legally binding agreement. This agreement also signifies your acceptance of ByteSpeed's standard terms and conditions.

AGREED TO AND ACCEPTED:

Tariff Disclaimer:

While it is our intent to honor the pricing on every quote we send as is, the pricing provided is based on current tariff rates and regulations.

Any changes in applicable tariffs, duties, or import/export regulations prior to order fulfillment may impact the final pricing. ByteSpeed reserves the right to adjust the quoted price accordingly.

SPECIFICATIONS

Model	CR1104CTA
Operating System	Chrome OS/Chrome Education Upgrade
CPU	Intel TWL-N Processor N150 Intel TWL-N Processor N250
GPU	Intel® UHD graphics
Memory	Up to 16GB LPDDR5 Onboard 4/8/16GB
Storage	eMMC 5.1 32/64/128 GB
Display	11.6" HD 1366x768 TN, AG, NTSC45%, 220 nits 11.6" HD 1366x768, IPS, Non-AG touchscreen, NTSC50%, Corning Gorilla glass, 250nits
I/O Port	2 x USB 3.2 Gen 1 Type-C (full-function) 2 x USB 3.2 Gen 1 Type-A 1 x HDMI 1.4b 1 x Audio combo jack 1 x Kensington lock
Camera	720P HD camera 1080P FHD camera
Wireless	Wi-Fi 6 (802.11 ax) Dual band 2*2, Bluetooth® 5.3 wireless card Wi-Fi 6E (802.11ax) Dual-band 2*2 + Bluetooth® 5.3 wireless card 4G LTE (eSIM) optional
Audio	Built-in speaker Built-in array mic on B part
Weight	1.32 kg
Dimensions (WxDxH)	296.9 x 213 x 21.15mm
Battery	42 Wh/50 Wh, 3-cell Li-ion
Security	Titan C security chip, Kensington lock slot, Webcam shutter
Keyboard	Full size chiclet, 1.35mm key-travel, spill-resistant
TouchPad	104*60mm
Manageability	MyASUS, Google Admin Console
AC Adapter	USB Type-C® 45W ; output: 15V DC, 3A, 45W; input: 100-240V AC 50/60Hz universal
Sustainability	EPEAT Gold with Climate+, Energy Star 8.0 , TCO 9.0, FSC Mix
Others	ASUS Antimicrobial Guard on C part(optional), MIL-STD-810H, TÜV Rheinland ®

DISCLAIMER: SERVICE PACKAGE MAY DIFFER FROM COUNTRY TO COUNTRY. WE RECOMMEND YOU CHECK WITH YOUR LOCAL DEALERS FOR THE SPECIFICATIONS OF THE PRODUCTS AVAILABLE IN YOUR COUNTRY. *THE ABOVE CERTIFICATION MAY STILL BE UNDERGOING. TESTING AT TIME OF PUBLICATION ON THIS DOCUMENT. PLEASE CHECK WITH YOUR ASUS REPRESENTATIVE PRIOR TO SHARING ANY DATA ON THIS PAGE PUBLICLY





Standard
Manufacturer
Warranty

Accidental
Damage
Protection



ASUS Commitment to Quality and Service

ASUS Accidental Damage Protection protects your ASUS Chromebooks with up to 3 years of warranty. With our commitment of providing the best quality and service to meet your business demands, we cover a variety of incidents.



Standard Manufacturer Warranty Coverage Details

What ASUS Covers:	<ul style="list-style-type: none"> Defects in workmanship and materials Product failure during normal and proper use
What ASUS does NOT cover:	<ul style="list-style-type: none"> Failure caused by improper installation, operation, cleaning or maintenance, accident, damage, misuse, abuse, normal wear and tear, and acts of nature.

ADP (Accidental Damage Protection) Details

What ADP Covers:	<ul style="list-style-type: none"> Liquid spills Electrical surges Accidental drops
What ADP does NOT cover:	<ul style="list-style-type: none"> Scratches and dents Incorrect or inadequate customer installation Lost or stolen products Intentional damage Recovery or transfer or stored data to the product

*ADP is not available on all product models. Please check with your ASUS Account Manager for more details.

USA Support / Contact us



Hours of Operation:
Monday-Friday
5:00AM—5:00PM PST



By Phone:
1-888-606-2787



By Email:
For B2B/Commercial:
B2B_Help@asus.com

For more information please visit: [asus.com/us/Business/Contact-Us/](https://www.asus.com/us/Business/Contact-Us/) or for sales questions, B4B@asus.com



Thank you for choosing CDW. We have received your quote.

Hardware Software Services IT Solutions Brands Research Hub

QUOTE CONFIRMATION

ALEKSANDR SIMANOVICH,

Thank you for considering CDW•G for your technology needs. The details of your quote are below. **If you are an eProcurement or single sign on customer, please log into your system to access the CDW site.** You can search for your quote to retrieve and transfer back into your system for processing.

For all other customers, click below to convert your quote to an order.

Convert Quote to Order

QUOTE #	QUOTE DATE	QUOTE REFERENCE	CUSTOMER #	GRAND TOTAL
PKSP309	5/1/2025	PKLF506	6539849	\$24,527.25

QUOTE DETAILS

ITEM	QTY	CDW#	UNIT PRICE	EXT. PRICE
Asus Chromebook CR1 CR1100CKA-YZ142 - 11.6" - Intel Celeron - N5100 - 4 GB Mfg. Part#: CR1100CKA-YZ142 Contract: Sourcewell 121923 CDWG-Chromebook (121923)	75	6847962	\$297.03	\$22,277.25
Google Chrome Education Upgrade Mfg. Part#: CROS-SW-DIS-EDU-NEW Electronic distribution - NO MEDIA Contract: Sourcewell 121923 CDWG-Chromebook (121923)	75	5988499	\$30.00	\$2,250.00

SUBTOTAL	\$24,527.25
SHIPPING	\$0.00
SALES TAX	\$0.00
GRAND TOTAL	\$24,527.25

PURCHASER BILLING INFO	DELIVER TO
Billing Address: WACONIA ISD #110 ACCOUNTS PAYABL 512 INDUSTRIAL BLVD WACONIA, MN 55387-1742 Phone: (952) 442-0600 Payment Terms: NET 30 Days-Govt/Ed	Shipping Address: CLEARWATER MIDDLE SCHOOL TANA MEYER 1650 COMMUNITY DR WACONIA, MN 55387-1157 Shipping Method: UPS Ground (2- 3 Day)
	Please remit payments to: CDW Government 75 Remittance Drive Suite 1515 Chicago, IL 60675-1515



Sales Contact Info

Tanner Frahm | (866) 314-5867 | tannfra@cdw.com

Need Help?



My Account



Support



Call 800.800.4239

[About Us](#) | [Privacy Policy](#) | [Terms and Conditions](#)

This order is subject to CDW's Terms and Conditions of Sales and Service Projects at
<http://www.cdw.com/content/terms-conditions/product-sales.aspx>

For more information, contact a CDW account manager.

© 2025 CDW•G LLC, 200 N. Milwaukee Avenue, Vernon Hills, IL 60061 | 800.808.4239

4.D. SiteLogiq Invoice (April 2025)



INVOICE

Project #: PUBMID-006344

MN - Waconia - LTFM - PSA - Phase I

BILLING DATE	5/5/2025
PERIOD TO:	4/30/2025
ACCOUNT NUMBER	102640
INVOICE NUMBER	15916
AMOUNT DUE	\$ 31,528.13

INVOICE TO:
Waconia Public Schools
ATTN: Brian Gersich
512 Industrial Blvd
Waconia, MN 55387
bgersich@isd110.org

PLEASE REMIT PAYMENT TO:
SitelogIQ Inc. - Accounts Receivables Midwest
IDS Center
80 South 8th Street, Suite 1850
Minneapolis, MN 55402

DETACH HERE - RETURN TOP PORTION WITH YOUR PAYMENT - RETAIN THIS COPY FOR YOUR RECORDS



BILLING DATE	5/5/2025
PERIOD TO:	4/30/2025
ACCOUNT NUMBER	102640
INVOICE NUMBER	15916
AMOUNT DUE	\$ 31,528.13

TERMS:	30 DAYS UPON RECEIPT

Waconia Public Schools

Program	Fund	Description	Project Amount	Percent Complete	Previously Billed	Current Billing	Cumulative Billing
		Design Document Phase	\$ 2,206,968.74	100%	\$ 2,206,968.74		\$ 2,206,968.74
		Construction Implementation Phase	\$ 788,203.13	46%	\$ 331,045.04	\$ 31,528.13	\$ 362,573.17
		Post Construction	\$ 157,640.63	0%	\$ -	\$ -	\$ -
							\$ -
			\$ 3,152,812.50	81%	\$ 2,538,013.78	\$ 31,528.13	\$ 2,569,541.91

DIRECT INQUIRIES AND CORRESPONDENCE TO:

Joshua Evenson
320.296.4264
Joshua.evenson@sitelogiq.com


SitelogIQ, Inc - Accounts Receivables Midwest
IDS Center 80 South 8th
Suite 1850
Minneapolis, MN 55402

PAY THIS AMOUNT IN US DOLLARS



\$ 31,528.13

5. Discuss Possible Referendum in Fall 2025



Possible Referendum Discussion - Fall 2025

May 12, 2025

Agenda

- **Operating Referendum**
 - History
 - Timeline
- **Capital Projects Levy**
 - Timeline
- **Define the Need**
- **Review Key Data**
 - Operating Referendum and Capital Project Levy Comparisons
 - Survey Results
 - Taxpayer Impact
- **Questions & Discussion**





Operating Referendum

Operating Referendum

- **What is an Operating Referendum?**
 - An operating referendum is a voter-approved levy that provides additional funding to support the daily operations of a school district

- **How do Operating Referendums Work?**
 - Local school boards propose a per-pupil levy amount for voter approval.
 - Funds are collected through property taxes and used strictly for school operations
 - Renewed periodically (often every 5-10 years) or increased based on district needs.



2018 Operating Referendum Authority

November 6, 2018

SCHOOL DISTRICT QUESTION 1 (ISD #110)

Approval of School District Operating referendum revenue Authorization

The board of Independent School District No. 110 (Waconia Public Schools), Minnesota has proposed to increase the School District's general education revenue by **\$525 per pupil**, subject to an annual increase at the rate of inflation. The proposed operating referendum revenue authorization would be first levied in 2018 for taxes payable in 2019 and applicable for ten (10) years unless otherwise revoked or reduced as provided by law. Shall the increase in the general education revenue proposed by the board of Independent School District No. 110 (Waconia Public Schools), Minnesota be approved? BY VOTING "YES" ON THIS BALLOT QUESTION, YOU ARE VOTING FOR A PROPERTY TAX INCREASE.

● Results

- **5,954 YES (58%)**
- **4,263 NO (42%)**

● Expires after taxes payable in 2028



2020 Operating Referendum Authority

November 3, 2020

SCHOOL DISTRICT QUESTION 1 (ISD #110)

Approval of New School District Referendum Revenue Authorization

The board of Independent School District No. 110 (Waconia Public Schools), Minnesota has proposed to increase the School District's general education revenue by **\$410 per pupil**, subject to an annual increase at the rate of inflation. The proposed new referendum revenue authorization would be first levied in 2020 for taxes payable in 2021 and applicable for ten (10) years unless otherwise revoked or reduced as provided by law. Shall the increase in the general education revenue proposed by the board of Independent School District No. 110 (Waconia Public Schools), Minnesota be approved? BY VOTING "YES" ON THIS BALLOT QUESTION, YOU ARE VOTING FOR A PROPERTY TAX INCREASE.

- **Results**
 - **6,407 YES (50.37%)**
 - **6,313 NO (49.63%)**
- **Expires after taxes payable in 2030**



Operating Referendum Authorities

- Two Voter-Approved Operating Referendum Authorities
 - 2018 Election - \$525 with inflationary increases
 - 2020 Election - \$410 with inflationary increases

Tax Pay Year	Fiscal Year	2018 Referendum per Pupil	2020 Referendum per Pupil	Total per Pupil	Operating Referendum Cap
2018	FY 2019	\$ -	\$ -	\$ -	
2019	FY 2020	\$ 525.00	\$ -	\$ 525.00	
2020	FY 2021	\$ 529.04	\$ -	\$ 529.04	
2021	FY 2022	\$ 566.97	\$ 410.00	\$ 976.97	
2022	FY 2023	\$ 602.46	\$ 435.67	\$ 1,038.13	
2023	FY 2024	\$ 622.34	\$ 450.05	\$ 1,072.39	
2024	FY 2025	\$ 638.40	\$ 461.66	\$ 1,100.06	
2025	FY 2026	\$ 659.91	\$ 477.22	\$ 1,137.13	\$ 2,266.00
2026	FY 2027	\$ 678.39	\$ 490.58	\$ 1,168.97	
2027	FY 2028	\$ 690.33	\$ 499.21	\$ 1,189.54	
2028	FY 2029	\$ 705.10	\$ 509.89	\$ 1,214.99	
2029	FY 2030	\$ -	\$ 521.26	\$ 521.26	
2030	FY 2031	\$ -	\$ 533.25	\$ 533.25	
2031	FY 2032	\$ -	\$ -	\$ -	

Process / Timeline - Operating Referendum

Review financial information and scenarios to determine right path

Winter/Spring

Select best operating referendum question(s)

Summer

Final Date for board to call for election

Mid-August

Election Day

November





Capital Projects Levy

Capital Projects Levy

- **What is a Capital Projects Levy?**

- A Capital Projects Levy is a voter-approved tax that provides dedicated funding for capital expenditures. Unlike bond referendums, which are used for large-scale construction projects and require long-term debt, a Capital Projects Levy is typically collected on a pay-as-you-go basis

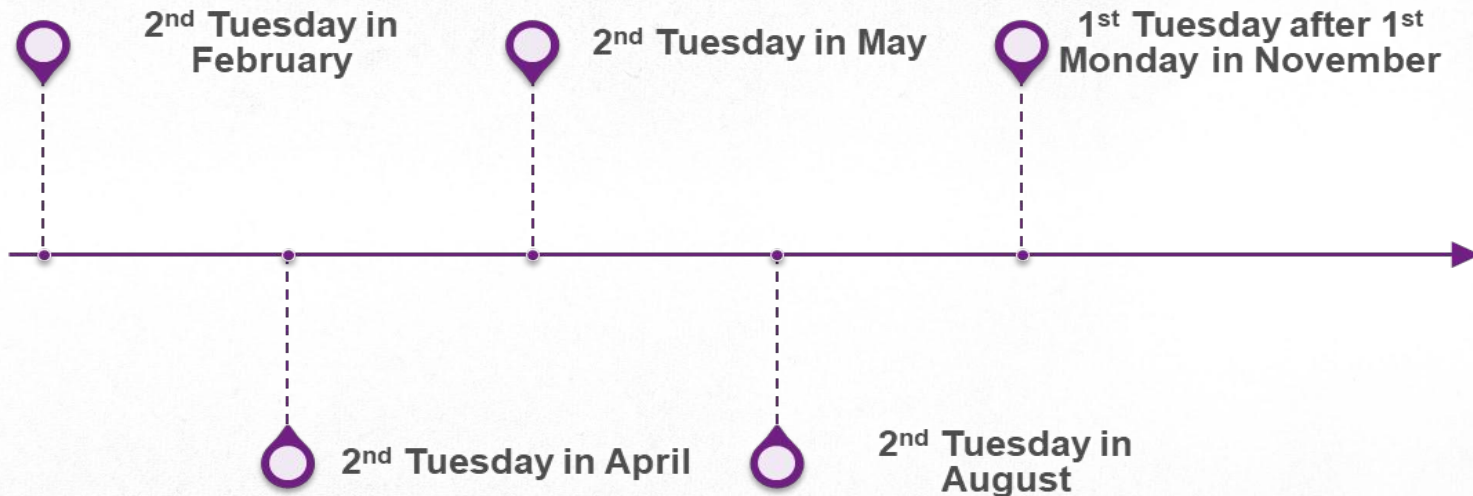
- **How are Capital Projects Levy Funds Used?**

- Facility & Infrastructure Upgrades: Supports essential repairs, renovations, and modernization of school buildings
- Technology Investments: Funds for student devices, instructional technology, cybersecurity, and network infrastructure
- Equipment & Safety Enhancements: Supports purchases of large capital assets, security systems, and operational improvements
- Avoids Borrowing Costs: Helps districts address capital needs without issuing bonds and accumulating interest expenses
- Stable & Relative Predictable Revenue Stream: Provides consistent funding over a designated period, ensuring long-term planning and financial stability



Capital Projects Levy (CPL)

- Review and comment process applies for projects over \$2,000,000
 - Exempt if addressing only technology
- Election can be held:





The Financial Need

Define the Need

Operating Referendum Supporting People and Programs

- FY26 to FY27 Salary Increases: **\$1.8 million**
- FY26 to FY27 Total Compensation increase: **\$2.5 million**
- Projected Deficit Spending:
 - FY27: **\$1.8 million**
 - FY28: **\$4.2 million**

These figures underscore the structural gap that an operating referendum could help stabilize – allowing the district to preserve class sizes, programs, and services.

Capital Projects Levy Supporting Tools and Infrastructure

- Current Annual Technology Spend from the General Fund: **\$2.6 million**
- 10-Year Technology Plan
 - Average: **\$3.0 million**
 - 10-Year High: **\$3.5 million**
 - 10-Year Low: **\$2.5 million**

Establishing a technology levy within the range ensured sustainable infrastructure and device replacement while protecting operational dollars for instruction.

Comparison Review

Operating Referendums

Wide range of uses

Vote on amount per pupil

State aid for some districts

Taxed on referendum market value

Most elections in November

Authority up to 10 years
(Board can renew)

Capital Projects Levy

Capital related items including
technology


Vote on tax rate/\$ amount

No state aid

Taxed on net tax capacity

Elections can be held 5 dates
throughout the year

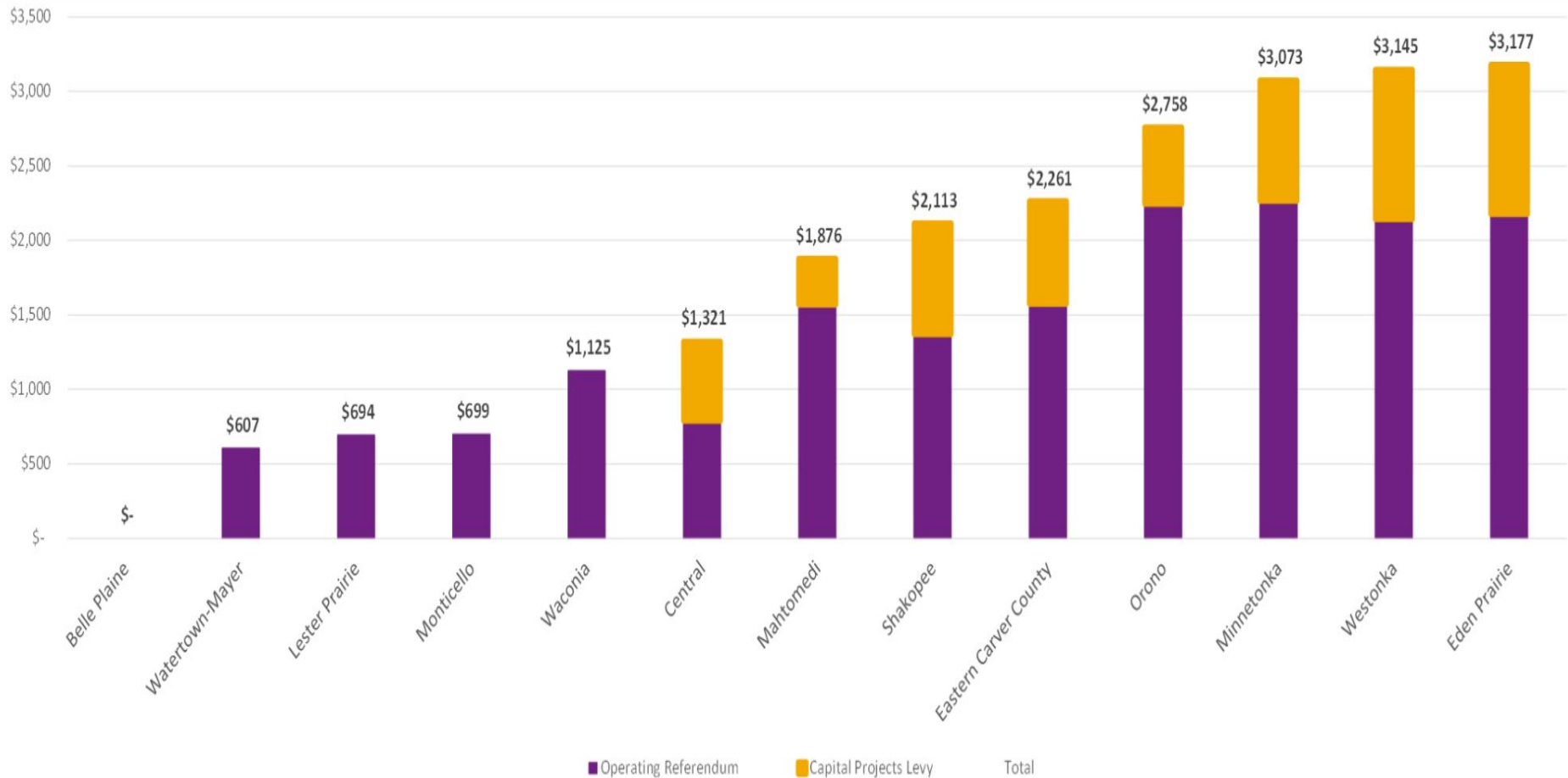
Authority up to 10 years



Review the Data

Operating Referendum and Capital Project Levy Comparisons

FY26 Operating Referendum & Capital Projects Levy Comparison



District	Belle Plaine	Watertown-	Lester Prairie	Monticello	Waconia	Central	Mahtomedi	Shakopee	Eastern Carver	Orono	Minnetonka	Westonka	Eden Prairie
Operating Referendum	\$ -	\$ 607	\$ 694	\$ 699	\$ 1,125	\$ 790	\$ 1,570	\$ 1,372	\$ 1,576	\$ 2,246	\$ 2,266	\$ 2,142	\$ 2,177
Capital Projects Levy	\$ -	\$ -	\$ -	\$ -	\$ -	\$ 531	\$ 306	\$ 741	\$ 685	\$ 512	\$ 807	\$ 1,003	\$ 1,000
Total	\$ -	\$ 607	\$ 694	\$ 699	\$ 1,125	\$ 1,321	\$ 1,876	\$ 2,113	\$ 2,261	\$ 2,758	\$ 3,073	\$ 3,145	\$ 3,177

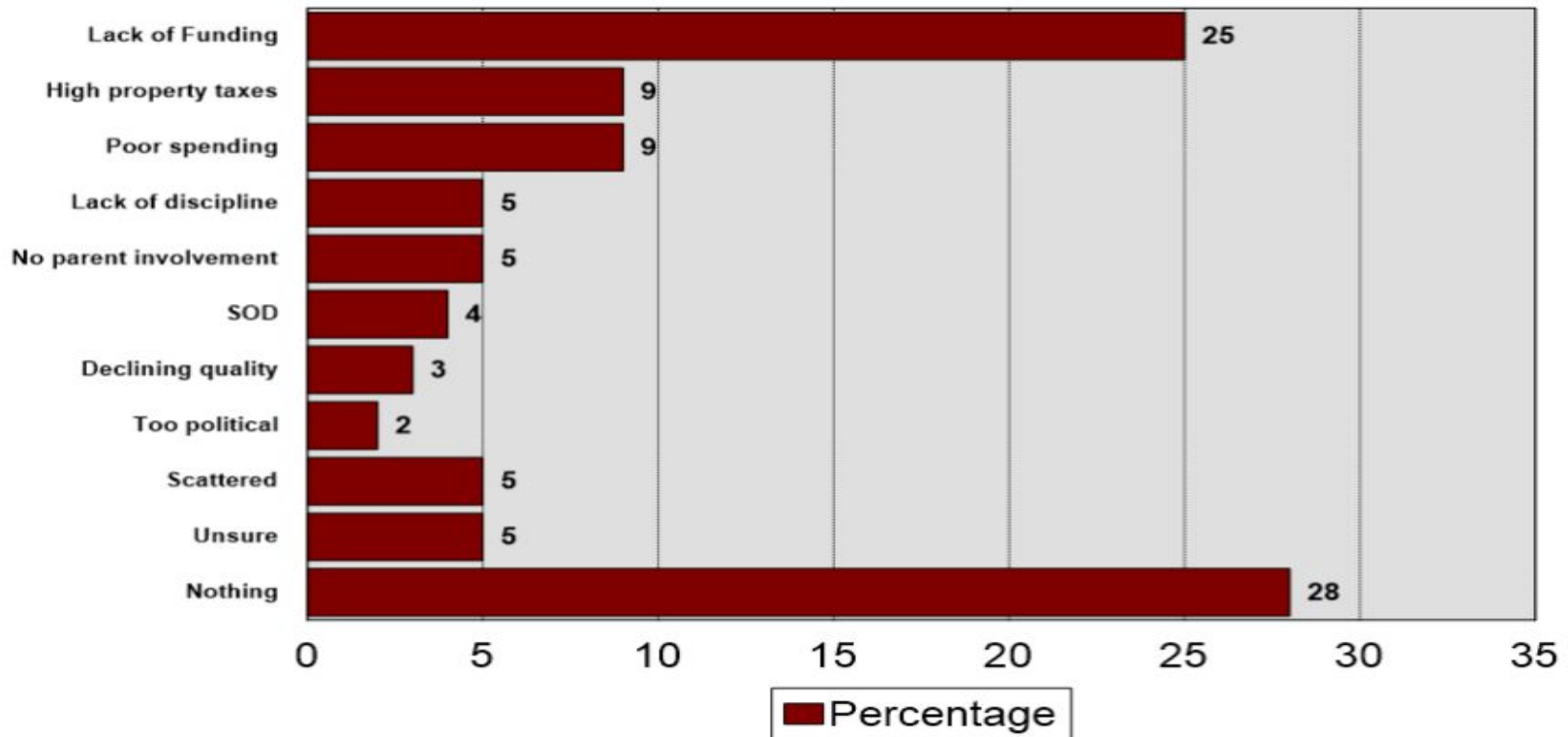


Review the Data

April 2025 Survey Results

Survey Results - Most Serious Issue

Most Serious Issue 2025 Waconia School District

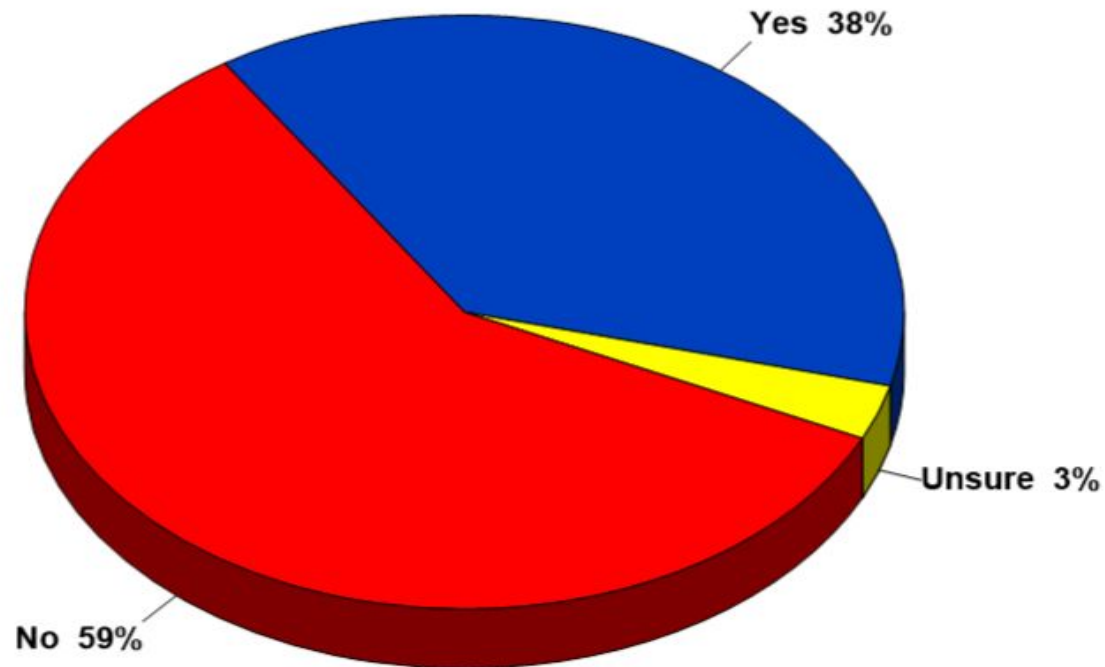


Morris Leatherman Company

Survey Results - District Adequately Funded

District Adequately Funded

2025 Waconia School District

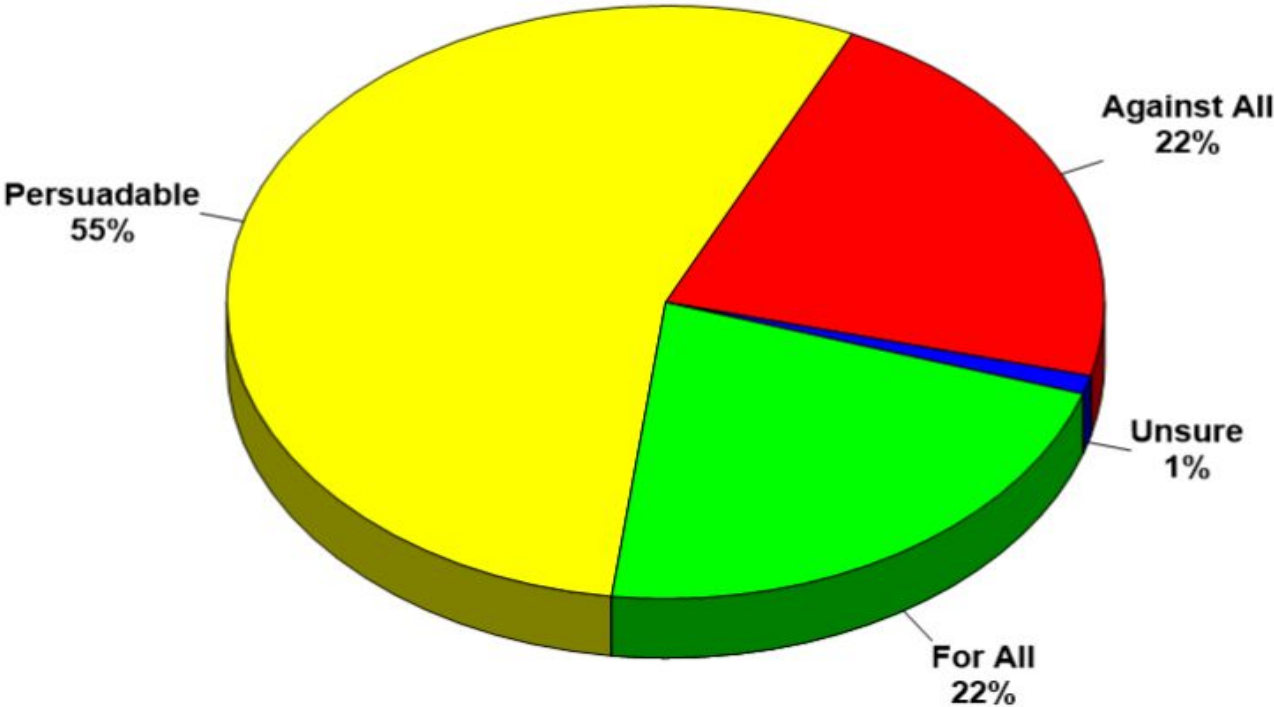


Morris Leatherman Company

Survey Results - Referendum Predisposition

Referendum Predisposition

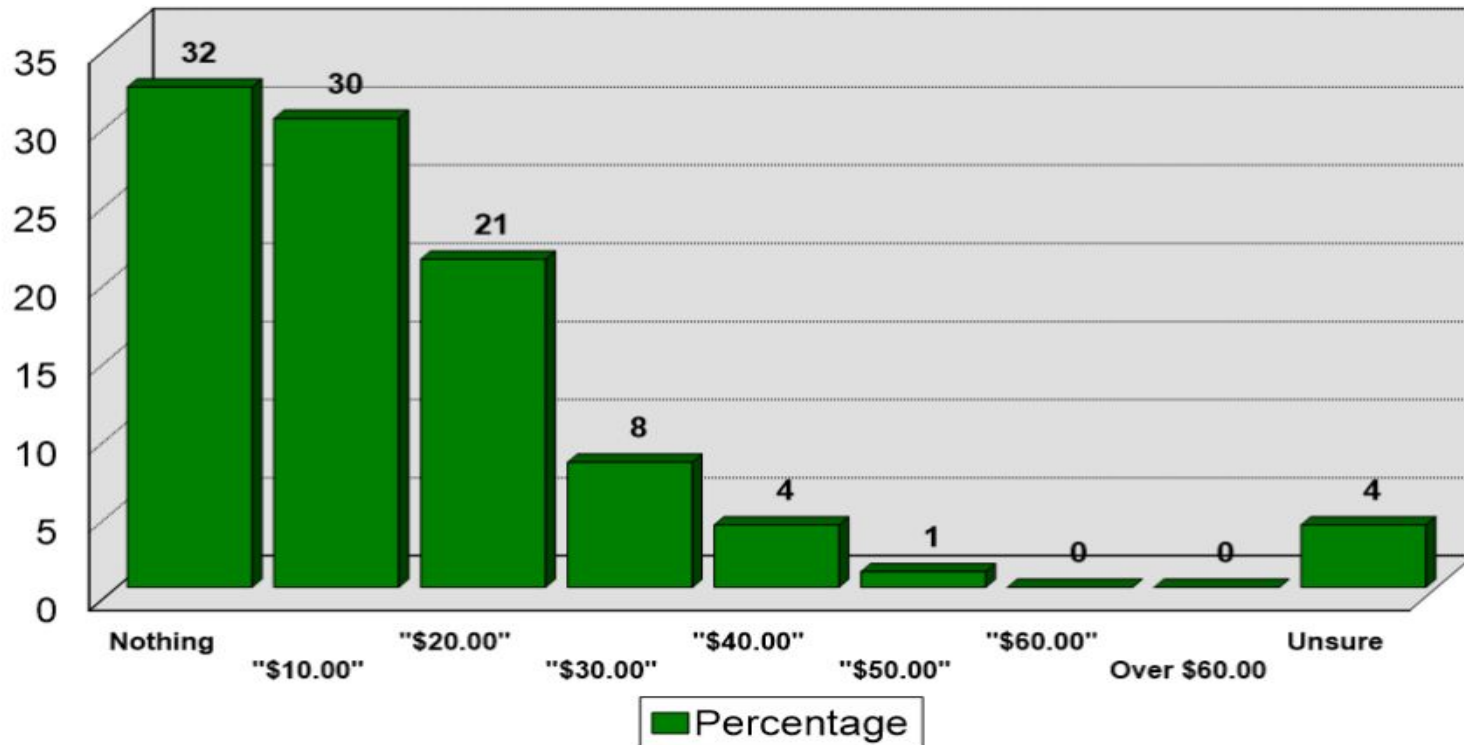
2025 Waconia School District



The Morris Leatherman Company

Survey Results - Property Tax Increase for Increased Operations Funding

Property Tax Increase for Increased Operations Funding 2025 Waconia School District

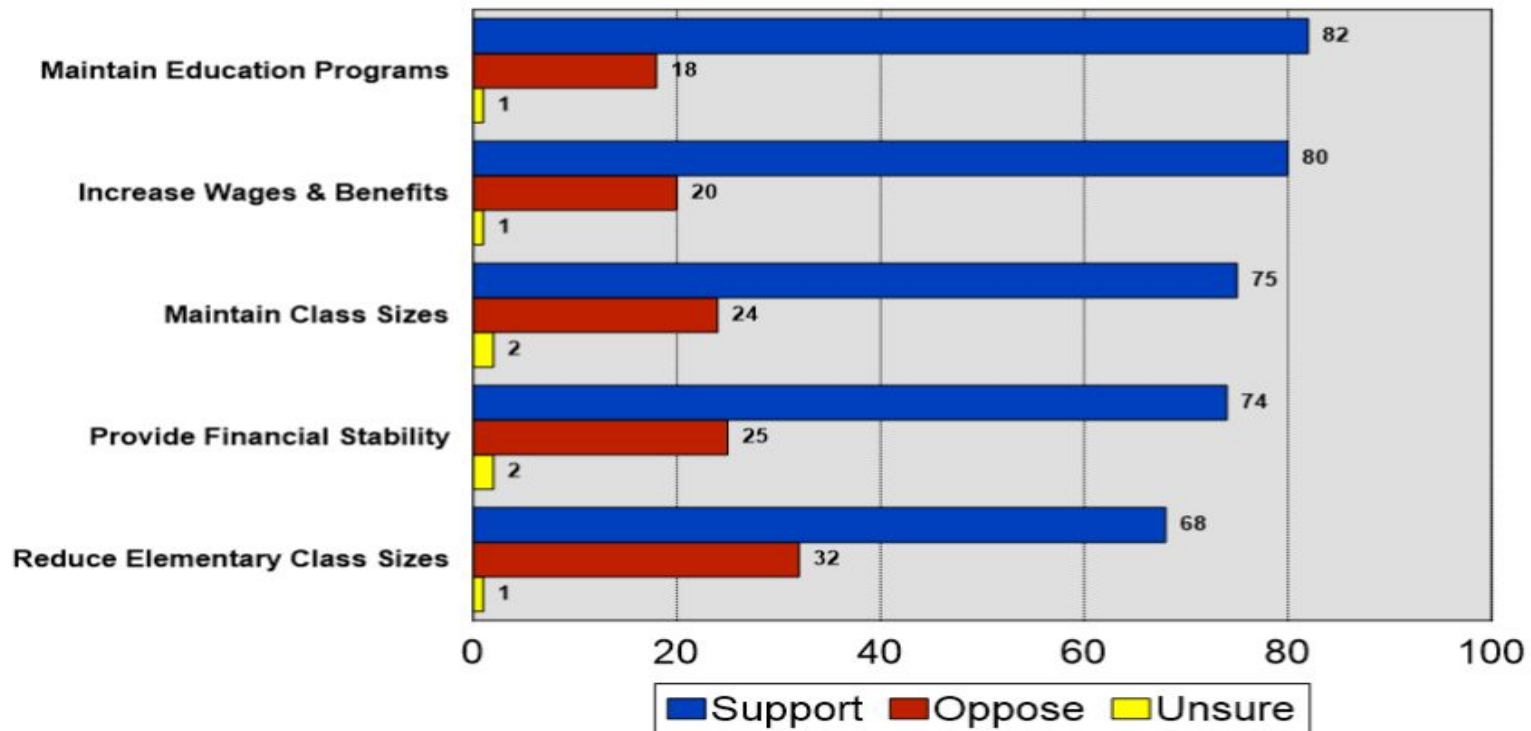


The Morris Leatherman Company

Survey Results - Property Tax Increase for Increased Operations Funding

Property Tax Increase for....

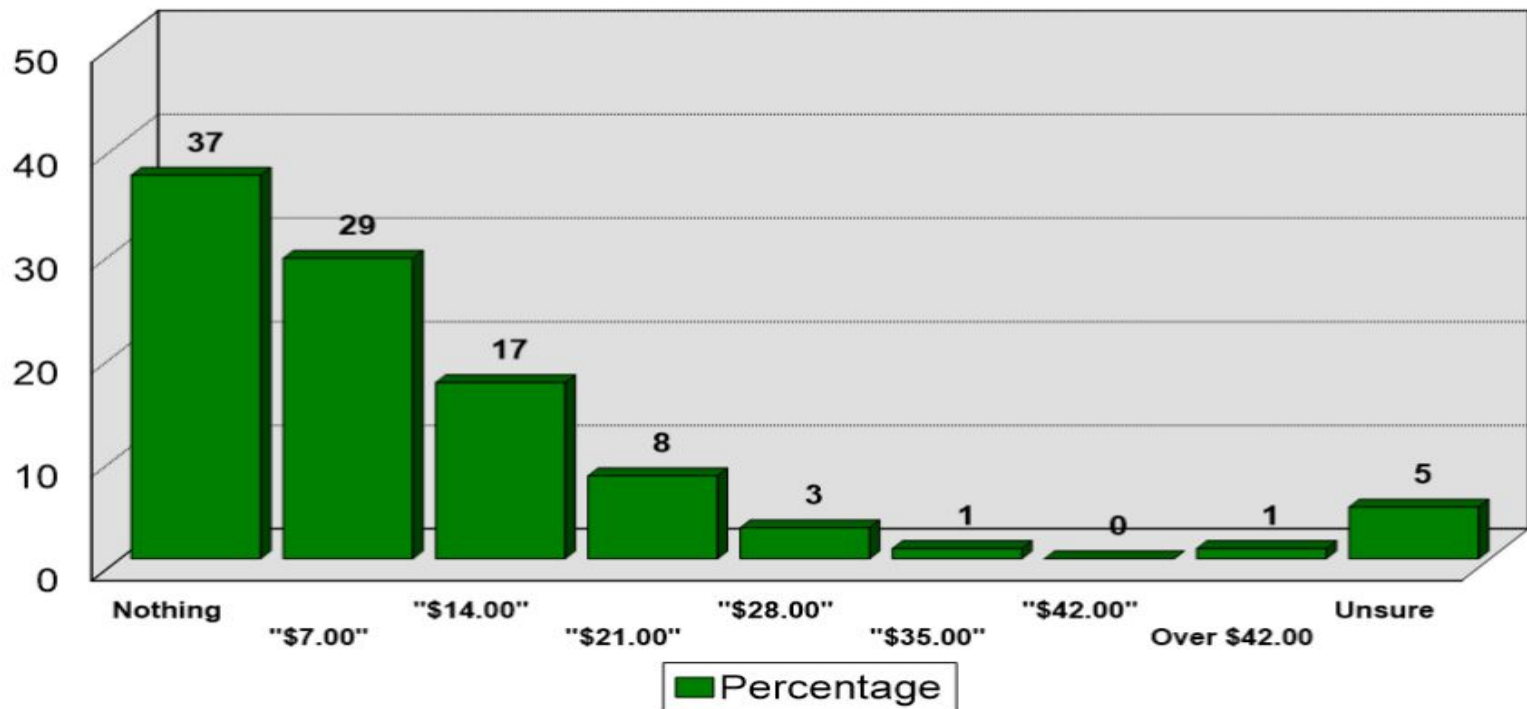
2025 Waconia School District



Morris Leatherman Company

Survey Results - Property Tax Increase for Technology

Property Tax Increase for Technology 2025 Waconia School District

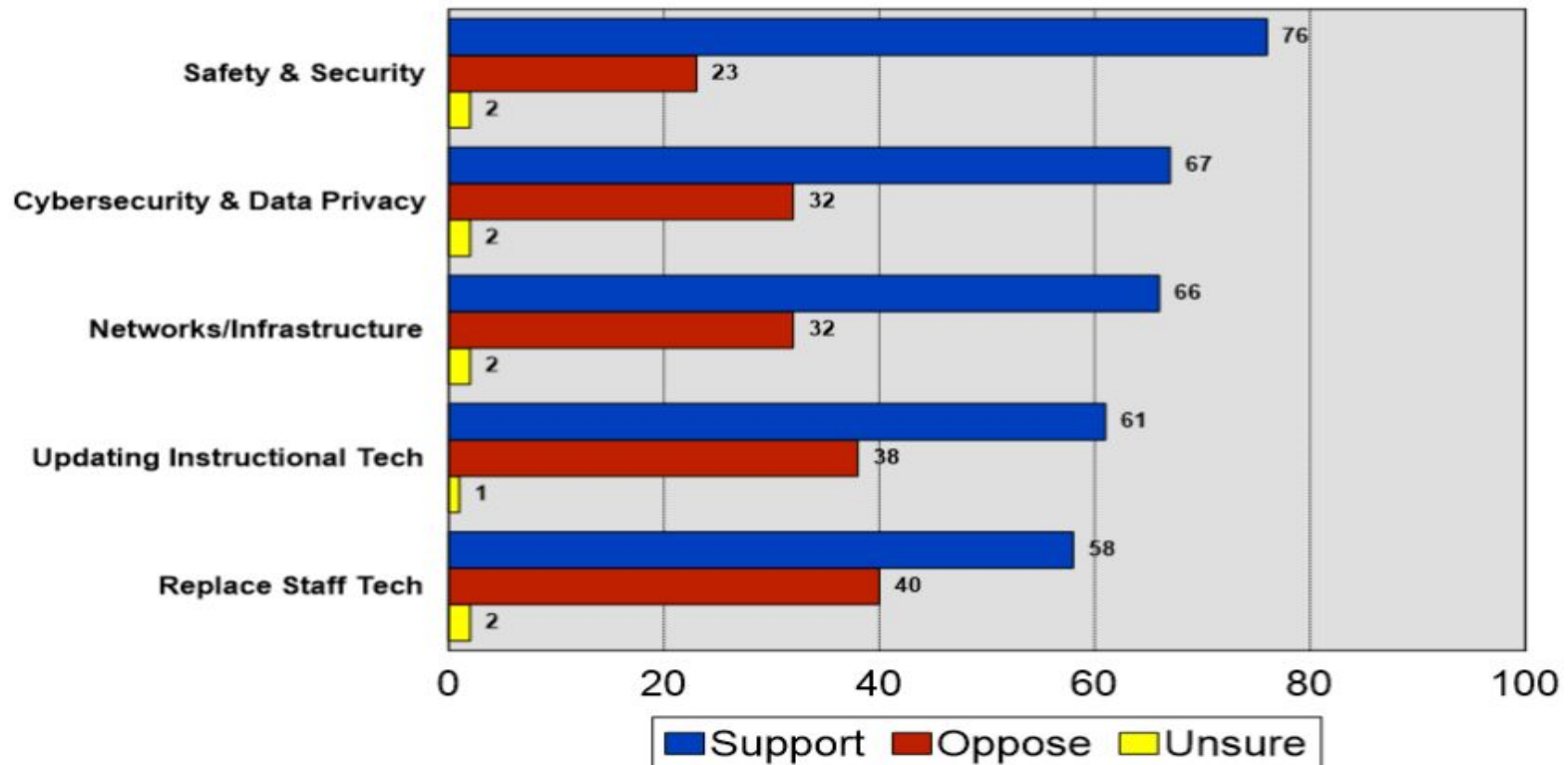


The Morris Leatherman Company

Survey Results - Property Tax Increase for Technology

Property Tax Increase for....

2025 Waconia School District



Morris Leatherman Company



Review the Data

Taxpayer Impact

Operating Referendum Comparison

Tax Impact Analysis

Operating Referendum Increase per APU

ISD 110, Waconia Public Schools

Date: 04/30/2025

Operating Referendum												
Description	Scenario A		Scenario B		Scenario C		Scenario D		Scenario E		Scenario F	
New Referendum	\$1,480		\$1,598		\$1,716		\$1,834		\$1,953		\$2,367	
Referendum Increase	\$355		\$473		\$591		\$710		\$828		\$1,242	
Referendum Revenue	\$1,500,000		\$2,000,000		\$2,500,000		\$3,000,000		\$3,500,000		\$5,250,457	
Aid	\$0		\$0		\$0		\$0		\$0		\$0	
Combined Levy	\$1,500,000		\$2,000,000		\$2,500,000		\$3,000,000		\$3,500,000		\$5,250,457	
RMV (Pay 2025)	\$4,035,224,300		\$4,035,224,300		\$4,035,224,300		\$4,035,224,300		\$4,035,224,300		\$4,035,224,300	
Tax Rate Increase	0.037173%		0.049564%		0.061954%		0.074345%		0.086736%		0.130116%	
Referendum Market Value (RMV)	Estimated Tax Impact											
	Annual	Monthly	Annual	Monthly	Annual	Monthly	Annual	Monthly	Annual	Monthly	Annual	Monthly
\$200,000	\$74.35	\$6.20	\$99.13	\$8.26	\$123.91	\$10.33	\$148.69	\$12.39	\$173.47	\$14.46	\$260.23	\$21.69
\$300,000	\$111.52	\$9.29	\$148.70	\$12.39	\$185.86	\$15.49	\$223.04	\$18.59	\$260.21	\$21.68	\$390.35	\$32.53
\$350,000	\$130.10	\$10.84	\$173.47	\$14.46	\$216.84	\$18.07	\$260.21	\$21.68	\$303.58	\$25.30	\$455.40	\$37.95
\$400,000	\$148.69	\$12.39	\$198.25	\$16.52	\$247.82	\$20.65	\$297.38	\$24.78	\$346.94	\$28.91	\$520.46	\$43.37
\$450,000	\$167.28	\$13.94	\$223.04	\$18.59	\$278.79	\$23.23	\$334.55	\$27.88	\$390.31	\$32.53	\$585.52	\$48.79
\$500,000	\$185.86	\$15.49	\$247.82	\$20.65	\$309.77	\$25.81	\$371.73	\$30.98	\$433.68	\$36.14	\$650.58	\$54.22
\$550,000	\$204.45	\$17.04	\$272.60	\$22.72	\$340.75	\$28.40	\$408.90	\$34.08	\$477.05	\$39.75	\$715.64	\$59.64
\$600,000	\$223.04	\$18.59	\$297.38	\$24.78	\$371.73	\$30.98	\$446.07	\$37.17	\$520.42	\$43.37	\$780.69	\$65.06
\$700,000	\$260.21	\$21.68	\$346.94	\$28.91	\$433.68	\$36.14	\$520.42	\$43.37	\$607.15	\$50.60	\$910.81	\$75.90
\$800,000	\$297.37	\$24.78	\$396.51	\$33.04	\$495.64	\$41.30	\$594.76	\$49.56	\$693.89	\$57.82	\$1,040.92	\$86.74

*Additional Revenue, Aid and Levy is based on changes to the operating referendum and equity revenues.

*Assumes APU of 4,228

Capital Projects Levy Comparison


Tax Impact Analysis

ISD 110, Waconia Public Schools

Date: 04/30/25

Capital Project Levy Referendum													
Description		Scenario A	Scenario B	Scenario C	Scenario D	Scenario E	Scenario F						
Capital Projects Levy Amount		\$1,500,000	\$2,000,000	\$2,500,000	\$3,000,000	\$3,500,000	\$5,250,457						
Net Tax Capacity (NTC) - Pay 2025		\$47,745,105	\$47,745,105	\$47,745,105	\$47,745,105	\$47,745,105	\$47,745,105						
NTC Tax Rate		3.141683%	4.188911%	5.236139%	6.283367%	7.330594%	10.996849%						
Property Type	Referendum Market Value (RMV)	Estimated Tax Impact											
		Annual	Monthly	Annual	Monthly	Annual	Monthly	Annual	Monthly	Annual	Monthly	Annual	Monthly
Residential Homestead	\$200,000	\$54.00	\$4.50	\$72.00	\$6.00	\$90.00	\$7.50	\$108.00	\$9.00	\$200.23	\$16.69	\$228.54	\$19.05
	\$300,000	\$88.00	\$7.33	\$117.00	\$9.75	\$147.00	\$12.25	\$176.00	\$14.67	\$300.34	\$25.03	\$342.81	\$28.57
	\$350,000	\$105.00	\$8.75	\$140.00	\$11.67	\$175.00	\$14.58	\$210.00	\$17.50	\$350.40	\$29.20	\$399.95	\$33.33
	\$400,000	\$122.00	\$10.17	\$163.00	\$13.58	\$204.00	\$17.00	\$245.00	\$20.42	\$400.46	\$33.37	\$457.08	\$38.09
	\$450,000	\$139.00	\$11.58	\$186.00	\$15.50	\$232.00	\$19.33	\$279.00	\$23.25	\$450.51	\$37.54	\$514.22	\$42.85
	\$500,000	\$157.00	\$13.08	\$209.00	\$17.42	\$261.00	\$21.75	\$313.00	\$26.08	\$500.57	\$41.71	\$571.35	\$47.61
	\$550,000	\$177.00	\$14.75	\$236.00	\$19.67	\$295.00	\$24.58	\$353.00	\$29.42	\$550.63	\$45.89	\$628.49	\$52.37
	\$600,000	\$196.00	\$16.33	\$262.00	\$21.83	\$327.00	\$27.25	\$393.00	\$32.75	\$600.69	\$50.06	\$685.63	\$57.14
	\$700,000	\$236.00	\$19.67	\$314.00	\$26.17	\$393.00	\$32.75	\$471.00	\$39.25	\$700.80	\$58.40	\$799.90	\$66.66
\$800,000	\$275.00	\$22.92	\$267.00	\$22.25	\$458.00	\$38.17	\$550.00	\$45.83	\$800.91	\$66.74	\$914.17	\$76.18	
Commercial / Industrial	\$250,000	\$102.00	\$8.50	\$136.00	\$11.33	\$170.00	\$14.17	\$204.00	\$17.00	\$500.57	\$41.71	\$571.35	\$47.61
	\$500,000	\$165.00	\$13.75	\$220.00	\$18.33	\$275.00	\$22.92	\$330.00	\$27.50	\$550.63	\$45.89	\$628.49	\$52.37
	\$750,000	\$291.00	\$24.25	\$387.00	\$32.25	\$484.00	\$40.33	\$581.00	\$48.42	\$600.69	\$50.06	\$685.63	\$57.14
	\$1,000,000	\$605.00	\$50.42	\$806.00	\$67.17	\$1,008.00	\$84.00	\$1,210.00	\$100.83	\$700.80	\$58.40	\$799.90	\$66.66
Land & Buildings													
Agricultural Homestead	\$250,000	\$39.00	\$3.25	\$52.00	\$4.33	\$65.00	\$5.42	\$79.00	\$6.58	\$92.00	\$7.67	\$137.00	\$11.42
	\$500,000	\$79.00	\$6.58	\$105.00	\$8.75	\$131.00	\$10.92	\$157.00	\$13.08	\$183.00	\$15.25	\$275.00	\$22.92
Agricultural Non-Homestead	\$250,000	\$79.00	\$6.58	\$105.00	\$8.75	\$131.00	\$10.92	\$157.00	\$13.08	\$183.00	\$15.25	\$275.00	\$22.92
	\$500,000	\$157.00	\$13.08	\$209.00	\$17.42	\$262.00	\$21.83	\$314.00	\$26.17	\$367.00	\$30.58	\$550.00	\$45.83

*Homestead land limited to first \$3,800,000 in value. All additional land taxed like Ag non-homestead land.

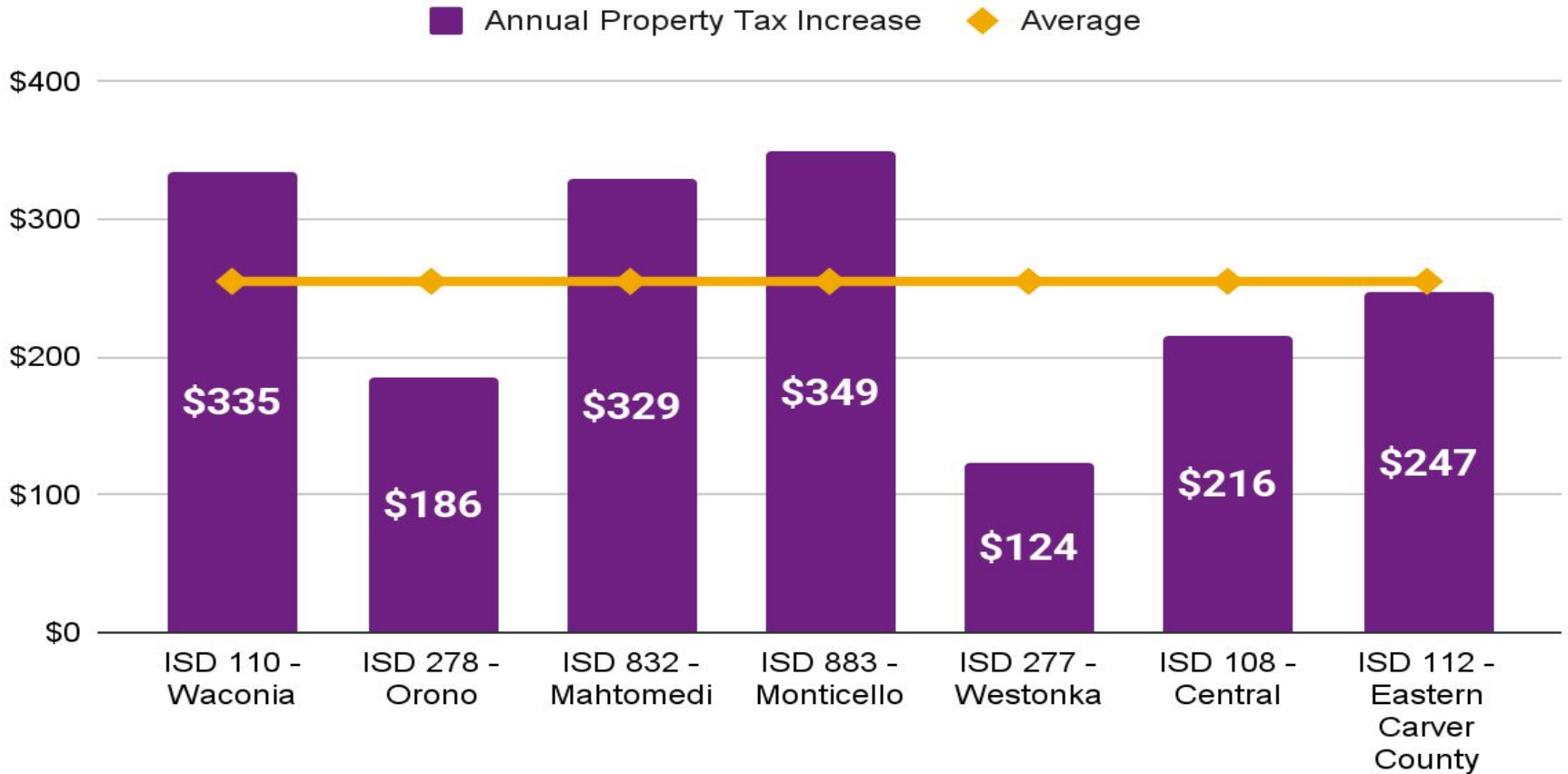


Review the Data

Taxpayer Impact District Comparisons

Operating Referendum Comparison

Tax Impact Analysis for a \$450,000 home assuming a \$710 Operating Referendum Increase per APU



Operating Referendum & Capital Projects Levy Tax Impact Comparison

Tax Impact Analysis - Operating Referendum vs. Capital Projects Levy

Date: 04/30/2025

Description	ISD 110 - Waconia		ISD 277 - Westonka		ISD 108 - Central		ISD 112 - Eastern Carver County	
	Operating Referendum	Capital Projects Levy	Operating Referendum	Capital Projects Levy	Operating Referendum	Capital Projects Levy	Operating Referendum	Capital Projects Levy
Operating Referendum (\$ per APU)	\$710		\$710		\$710		\$710	
APU	4,228		2,625		790		9,877	
Revenue	\$3,000,000	\$3,000,000	\$1,862,725	\$1,862,725	\$560,378	\$560,378	\$7,008,420	\$7,008,420
RMV (Operating) & NTC (Capital Projects) - Prelim Pay 2025	\$4,035,224,300	\$47,745,105	\$6,751,728,900	\$78,980,983	\$1,169,060,300	\$16,540,067	\$12,750,804,900	\$143,146,853
Additional Tax Rate	0.074345%	6.28%	0.027589%	2.36%	0.047934%	3.39%	0.054965%	4.90%

Property Type	Referendum Market Value (RMV)	Estimated Tax Impact				Estimated Tax Impact				Estimated Tax Impact				Estimated Tax Impact			
		Annual	Monthly	Annual	Monthly	Annual	Monthly	Annual	Monthly	Annual	Monthly	Annual	Monthly	Annual	Monthly	Annual	Monthly
Residential Homestead	\$100,000	\$74	\$6.17	\$39	\$3.25	\$28	\$2.33	\$15	\$1.25	\$48	\$4.00	\$21	\$1.75	\$55	\$4.58	\$31	\$2.58
	\$200,000	\$149	\$12.42	\$108	\$9.00	\$55	\$4.58	\$40	\$3.33	\$96	\$8.00	\$58	\$4.83	\$110	\$9.17	\$84	\$7.00
	\$300,000	\$223	\$18.58	\$176	\$14.67	\$83	\$6.92	\$66	\$5.50	\$144	\$12.00	\$95	\$7.92	\$165	\$13.75	\$137	\$11.42
	\$400,000	\$297	\$24.75	\$245	\$20.42	\$110	\$9.17	\$92	\$7.67	\$192	\$16.00	\$132	\$11.00	\$220	\$18.33	\$191	\$15.92
	\$450,000	\$335	\$27.92	\$279	\$23.25	\$124	\$10.33	\$105	\$8.75	\$216	\$18.00	\$150	\$12.50	\$247	\$20.58	\$217	\$18.08
	\$500,000	\$372	\$31.00	\$313	\$26.08	\$138	\$11.50	\$118	\$9.83	\$240	\$20.00	\$169	\$14.08	\$275	\$22.92	\$244	\$20.33
	\$600,000	\$446	\$37.17	\$393	\$32.75	\$166	\$13.83	\$147	\$12.25	\$288	\$24.00	\$212	\$17.67	\$330	\$27.50	\$306	\$25.50
	\$800,000	\$595	\$49.58	\$550	\$45.83	\$221	\$18.42	\$206	\$17.17	\$383	\$31.92	\$296	\$24.67	\$440	\$36.67	\$428	\$35.67
	\$1,000,000	\$743	\$61.92	\$707	\$58.92	\$276	\$23.00	\$265	\$22.08	\$479	\$39.92	\$381	\$31.75	\$550	\$45.83	\$551	\$45.92
	\$1,200,000	\$892	\$74.33	\$864	\$72.00	\$331	\$27.58	\$324	\$27.00	\$575	\$47.92	\$466	\$38.83	\$660	\$55.00	\$673	\$56.08

Commercial / Industrial	\$250,000	\$186	\$15.50	\$267	\$22.25	\$69	\$5.75	\$100	\$8.33	\$120	\$10.00	\$144	\$12.00	\$137	\$11.42	\$208	\$17.33
	\$500,000	\$372	\$31.00	\$581	\$48.42	\$138	\$11.50	\$218	\$18.17	\$240	\$20.00	\$313	\$26.08	\$275	\$22.92	\$453	\$37.75
	\$750,000	\$558	\$46.50	\$895	\$74.58	\$207	\$17.25	\$336	\$28.00	\$360	\$30.00	\$483	\$40.25	\$412	\$34.33	\$698	\$58.17
	\$1,000,000	\$743	\$61.92	\$1,210	\$100.83	\$276	\$23.00	\$454	\$37.83	\$479	\$39.92	\$652	\$54.33	\$550	\$45.83	\$942	\$78.50

		Land & Buildings																	
Agricultural Homestead	\$250,000	\$0	\$0.00	\$79	\$6.58	\$0	\$0.00	\$29	\$2.42	\$0	\$0.00	\$42	\$3.50	\$0	\$0.00	\$61	\$5.08		
	\$500,000	\$0	\$0.00	\$157	\$13.08	\$0	\$0.00	\$59	\$4.92	\$0	\$0.00	\$85	\$7.08	\$0	\$0.00	\$122	\$10.17		

Agricultural Non- Homestead	\$250,000	\$0	\$0.00	\$157	\$13.08	\$0	\$0.00	\$59	\$4.92	\$0	\$0.00	\$85	\$7.08	\$0	\$0.00	\$122	\$10.17
	\$500,000	\$0	\$0.00	\$314	\$26.17	\$0	\$0.00	\$118	\$9.83	\$0	\$0.00	\$169	\$14.08	\$0	\$0.00	\$245	\$20.42

Operating Referendum & Capital Projects Levy Tax Impact Comparison

Tax Impact Analysis - Operating Referendum vs. Capital Projects Levy

Date: 04/30/2025

Description	ISD 110 - Waconia		ISD 278 - Orono		ISD 832 - Mahtomedi		ISD 882 - Monticello	
	Operating Referendum	Capital Projects Levy	Operating Referendum	Capital Projects Levy	Operating Referendum	Capital Projects Levy	Operating Referendum	Capital Projects Levy
Operating Referendum (\$ per APU)	\$710		\$710		\$710		\$710	
APU	4,228		3,329		3,419		4,453	
Revenue	\$3,000,000	\$3,000,000	\$2,363,320	\$2,363,320	\$2,427,632	\$2,427,632	\$3,161,630	\$3,161,630
RMV (Operating) & NTC (Capital Projects) - Prelim Pay 2025	\$4,035,224,300	\$47,745,105	\$5,710,075,700	\$69,541,864	\$3,323,097,800	\$38,217,876	\$4,075,733,708	\$54,182,943
Additional Tax Rate	0.074345%	6.28%	0.041389%	3.40%	0.073053%	6.35%	0.077572%	5.84%

Property Type	Referendum Market Value (RMV)	Estimated Tax Impact				Estimated Tax Impact				Estimated Tax Impact				Estimated Tax Impact			
		Annual	Monthly	Annual	Monthly	Annual	Monthly	Annual	Monthly	Annual	Monthly	Annual	Monthly	Annual	Monthly	Annual	Monthly
Residential Homestead	\$100,000	\$74	\$6.17	\$39	\$3.25	\$41	\$3.42	\$21	\$1.75	\$73	\$6.08	\$40	\$3.33	\$78	\$6.50	\$36	\$3.00
	\$200,000	\$149	\$12.42	\$108	\$9.00	\$83	\$6.92	\$58	\$4.83	\$146	\$12.17	\$109	\$9.08	\$155	\$12.92	\$100	\$8.33
	\$300,000	\$223	\$18.58	\$176	\$14.67	\$124	\$10.33	\$95	\$7.92	\$219	\$18.25	\$178	\$14.83	\$233	\$19.42	\$164	\$13.67
	\$400,000	\$297	\$24.75	\$245	\$20.42	\$166	\$13.83	\$132	\$11.00	\$292	\$24.33	\$247	\$20.58	\$310	\$25.83	\$227	\$18.92
	\$450,000	\$335	\$27.92	\$279	\$23.25	\$186	\$15.50	\$151	\$12.58	\$329	\$27.42	\$282	\$23.50	\$349	\$29.08	\$259	\$21.58
	\$500,000	\$372	\$31.00	\$313	\$26.08	\$207	\$17.25	\$169	\$14.08	\$365	\$30.42	\$317	\$26.42	\$388	\$32.33	\$291	\$24.25
	\$600,000	\$446	\$37.17	\$393	\$32.75	\$248	\$20.67	\$212	\$17.67	\$438	\$36.50	\$397	\$33.08	\$465	\$38.75	\$365	\$30.42
	\$800,000	\$595	\$49.58	\$550	\$45.83	\$331	\$27.58	\$297	\$24.75	\$584	\$48.67	\$556	\$46.33	\$621	\$51.75	\$511	\$42.58
	\$1,000,000	\$743	\$61.92	\$707	\$58.92	\$414	\$34.50	\$382	\$31.83	\$731	\$60.92	\$715	\$59.58	\$776	\$64.67	\$656	\$54.67
	\$1,200,000	\$892	\$74.33	\$864	\$72.00	\$497	\$41.42	\$467	\$38.92	\$877	\$73.08	\$873	\$72.75	\$931	\$77.58	\$802	\$66.83

Commercial / Industrial	\$250,000	\$186	\$15.50	\$267	\$22.25	\$103	\$8.58	\$144	\$12.00	\$183	\$15.25	\$270	\$22.50	\$194	\$16.17	\$248	\$20.67
	\$500,000	\$372	\$31.00	\$581	\$48.42	\$207	\$17.25	\$314	\$26.17	\$365	\$30.42	\$588	\$49.00	\$388	\$32.33	\$540	\$45.00
	\$750,000	\$558	\$46.50	\$895	\$74.58	\$310	\$25.83	\$484	\$40.33	\$548	\$45.67	\$905	\$75.42	\$582	\$48.50	\$832	\$69.33
	\$1,000,000	\$743	\$61.92	\$1,210	\$100.83	\$414	\$34.50	\$654	\$54.50	\$731	\$60.92	\$1,223	\$101.92	\$776	\$64.67	\$1,123	\$93.58

		Land & Buildings															
Agricultural Homestead	\$250,000	\$0	\$0.00	\$79	\$6.58	\$0	\$0.00	\$42	\$3.50	\$0	\$0.00	\$79	\$6.58	\$0	\$0.00	\$73	\$6.08
	\$500,000	\$0	\$0.00	\$157	\$13.08	\$0	\$0.00	\$85	\$7.08	\$0	\$0.00	\$159	\$13.25	\$0	\$0.00	\$146	\$12.17

Agricultural Non-Homestead	\$250,000	\$0	\$0.00	\$157	\$13.08	\$0	\$0.00	\$85	\$7.08	\$0	\$0.00	\$159	\$13.25	\$0	\$0.00	\$146	\$12.17
	\$500,000	\$0	\$0.00	\$314	\$26.17	\$0	\$0.00	\$170	\$14.17	\$0	\$0.00	\$318	\$26.50	\$0	\$0.00	\$292	\$24.33



Questions & Discussion

5.A. Draft Timeline

DRAFT: Initial Referendum Timeline

When	What	Person(s) responsible
May - July	Develop campaign name, key messages, digital assets, logos, etc.	Matt
May - June	Vote Yes Committee Investigation / Formation	Brian
June - July	Develop Referendum Communication Tools	Matt/Brian
June	School Board Decision (Directing Administration to prepare for election)	Board
July	Filming for any potential video	Matt
July	Tax calculators and similar voter information	Pam
July	Adopt Resolution calling for special election (No later than Aug. 12, 2025)	Board
July	Order Absentee Ballot Supplies	Jess
July - Nov	Citizen Committee Campaign Finance Reports are due within 14 days of raising or spending more than \$750. Anytime within a calendar year	Jess
August	Notify County Auditors and the Commissioner of Education of the election date and question(s)	
August	Launch the referendum website	Matt
August	Establish Voting Equipment Lease Agreements with Cities	Board
August	Direct Mail to all residents - fact sheet	Matt/Brian
August	Legal Counsel Review of draft election resolutions and ballot.	Brian
August	Ballot Layout/Proofing/Order (need ballots by Sept. 19)	Jess
August	Staff Training on the “dos and don’ts” and referendum facts	Brian/Admin team

Aug - Nov	Articles in e-newsletters, traditional media, and social media	Matt/Brian
August / September	Submit school district election brochures to legal counsel for review.	Brian / Jess
August	<p>Appoint Absentee Ballot Board Judges (2 minimum)</p> <p>Appoint and Train Office Staff to facilitate Absentee Ballot/Early Voting (use Statewide Voter Registration System - SVRS)</p> <p>Determine Room, Traffic Flow, and Parking for AB/Early voting at the District Office. (M-F, 7:30am-4pm, Sept 19 - Nov 3)</p>	Board
Sept.	Order Taxpayer Address data from Carver and Hennepin for legal mailing	Jess
Sept. 16	Period of time to do public accuracy test of AB/Early Voting general elections voting equipment to include tabulator and/or assistive voting devices – at least 3 days before use. Publish notice at least two days before test.	Jess
Sept - Nov	Presentations to advisory, parent, and community groups	Brian / Pam / Matt / Board / Admin team
Sept - Nov	Meet with key elected officials/community leaders about the referendum	Brian / Pam / Matt / Board / Admin team
Sept - Oct	Present the referendum presentation to all PTOs/PTAs	Principals / Brian
September	required certification that electronic rosters meet all requirements in Minnesota Statutes 201.225.	Jess
September	Appoint Judges to facilitate Health Care Facility Voting (minimum of 2) \$11.50/\$12.50 per hr	Board
Sept.19 - Nov 3	Absentee/Early In-Person Voting begins (M-F; 7:30 am - 4 pm)	Jess+Staff
September - October	Administration and School Board presentations to community groups, parents, and staff related to the referendum proposal(s) (informational meetings).	Brian / Pam / Matt / Board / Admin team

	<ul style="list-style-type: none"> • <u>Past presentation schedule</u> 	
September	Adopt Resolution Appointing Election Judges for 3 Precincts (26 were hired in 2011) \$11.50/\$12.50 per hr	Board
Oct. 1	Release video messaging	Matt
Oct 20	School Districts with referendum votes on general election day submit a copy of the mailing to property owners to all county auditors and to the Commissioner of Education - At least 15 days before election	Jess
Oct. 5-20	Mail Required Referendum Notice to all Taxpayers	Matt/Jess
Oct 21	Last day for municipalities and school districts with general elections to publish 1st of 2 notices of general election - 2 weeks' published notice.	Matt / Jess
Oct 25	Post Notice of Special Election	Jess
Oct	Direct mail to all residents - brochure (more detailed information)	Matt
Oct	Community Forums	Brian / Pam / Matt / Board / Admin team
Oct	Healthcare Facility Voting takes place (35 days before election)	Jess/Election Judges
Oct 24	Campaign Finance Report due (10 days before election)	Jess
Oct 29	Last day for municipalities and school districts with general elections to publish 2nd of 2 notices of general election - 2 weeks' published notice.	Jess
Oct 31-Nov 4	Post Sample Ballot	Jess
Nov 1	Last day to do public accuracy test of November General Election Date voting equipment of tabulator and/or assistive voting devices - at least 3 days before use. Publish notice at least 2 days before test.	Jess
Day before	Remember to Vote Messages on social media	Matt
November 4	Election Day	
Nov 4	Voted Absentee Ballots can be returned by the voter or	Jess

	agent, in person, until 8:00 p.m. If delivered by mail or a package delivery service, ballot must arrive by 8:00 p.m.	
Nov 4 - 5	After polls close on Election Day, at least two members of the ballot board must count the Absentee Ballots. Totals for each candidate/question in each precinct. The count must be recorded on a summary statement. May have up to 24 hours	Jess
Day after	Thank staff, parents, voters, volunteers through all channels available	Brian / Pam / Matt / Board / Admin team
Nov 7-14	Adopt Resolution Canvassing Results/Certifying Election	Board

5.B. Past Presentations:

5.B.1. Finance 101



Waconia Public Schools

Introduction to School Finance

March 3, 2025

Agenda

- Purpose
- School Funding Basics
- Budget Cycle
- Tax Levy Overview
- Operating Referendum
- Capital Projects Levy
- Data Comparisons
- Closing Thoughts & Questions





School Funding Basics

Operating Funds

01 - General Fund

The main operating fund for daily school activities and personnel expenses.

02 - Food Service Fund

Accounting for revenues and expenses related to the school's food service program.

04 - Community Education Fund

Accounting for early childhood programs, after-school and enrichment programs, recreational services program, and other community-focused initiatives. Serving ages birth to 100+.



Non-Operating Funds

06 - Building Construction Fund

Record bond project proceeds and uses approved by voters

07 - Debt Service Fund

Record revenues and expenditures to pay for the principal and interest on debt issued by the school district

08 - Custodial Fund

Scholarship funds that are held for distribution

45 - Post Employment Debt Service Fund

Similar to Debt Service Fund, but only for debt related to other post employment benefits



Revenue Categories - Sources of Funding

State Aid

Accounts for the largest percentage of school funding for Waconia Public Schools, and it is based on factors like student enrollment (Average Daily Membership or ADM) and state income revenues

Federal Aid

Accounts for a small percentage of school funding for Waconia Public Schools, and supports programs like Title I (low-income students), IDEA (special education), and school nutrition programs

Local

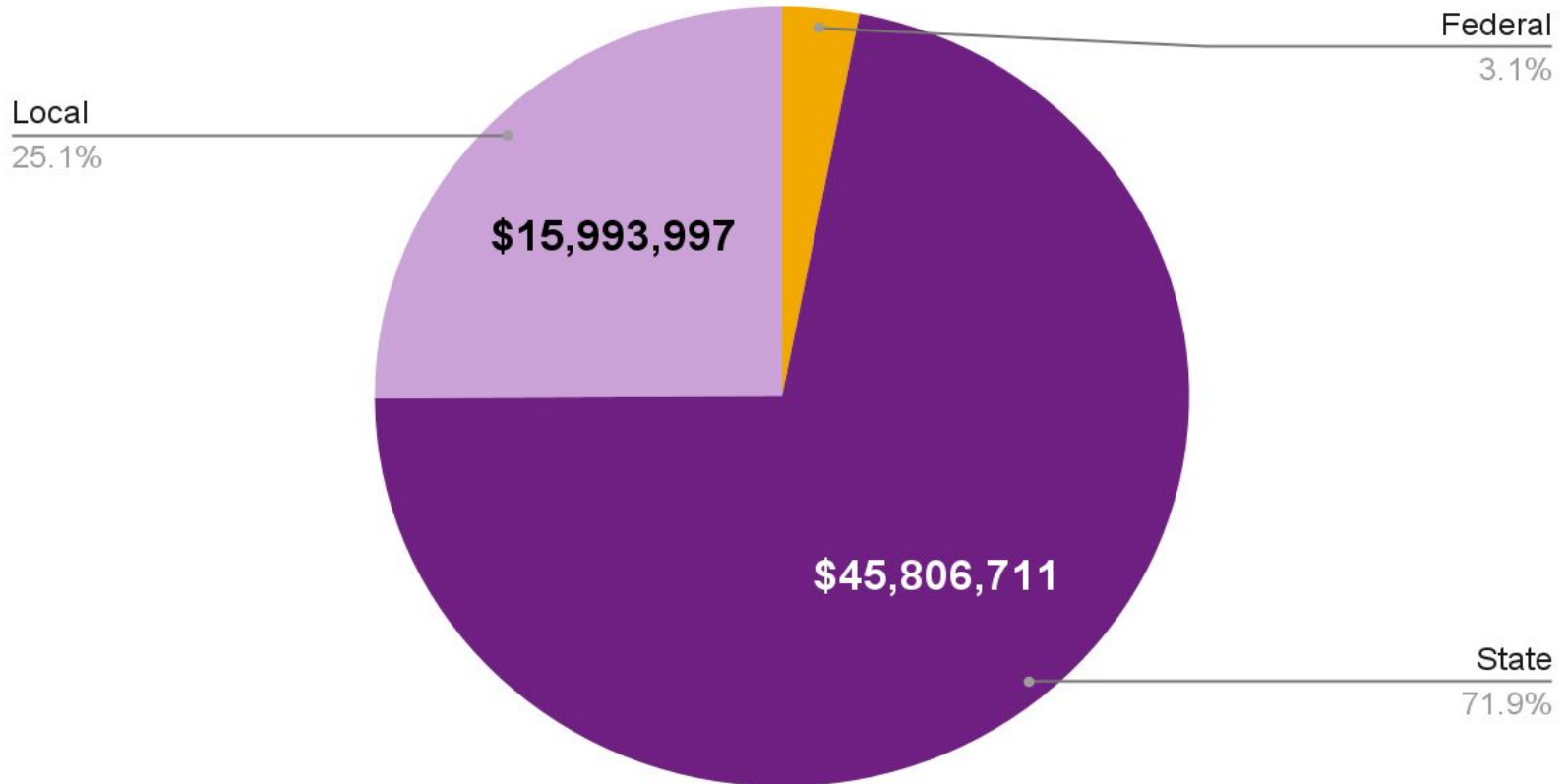
Primarily derived from property taxes- operating referendum and categorical levy; wealthier districts often generate more revenue due to higher property values, creating funding disparities. Additional funding sources from private foundations, PTOs, businesses, and federal/state grant programs



Revenue Sources - Operating Funds

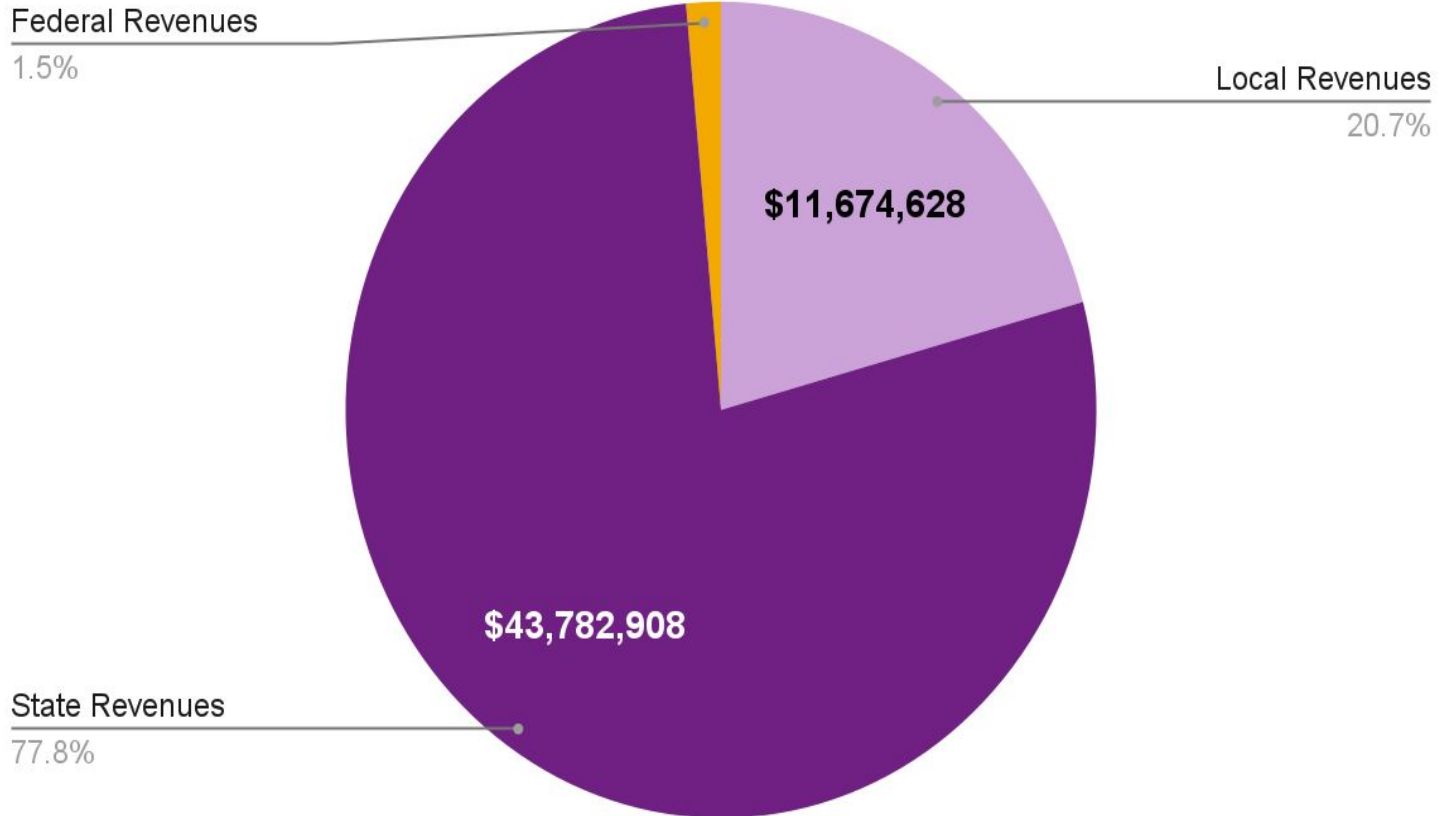
01 - General / 02 - Nutrition Services / 04 - Community Education

FY25 Revenue - Operating Funds



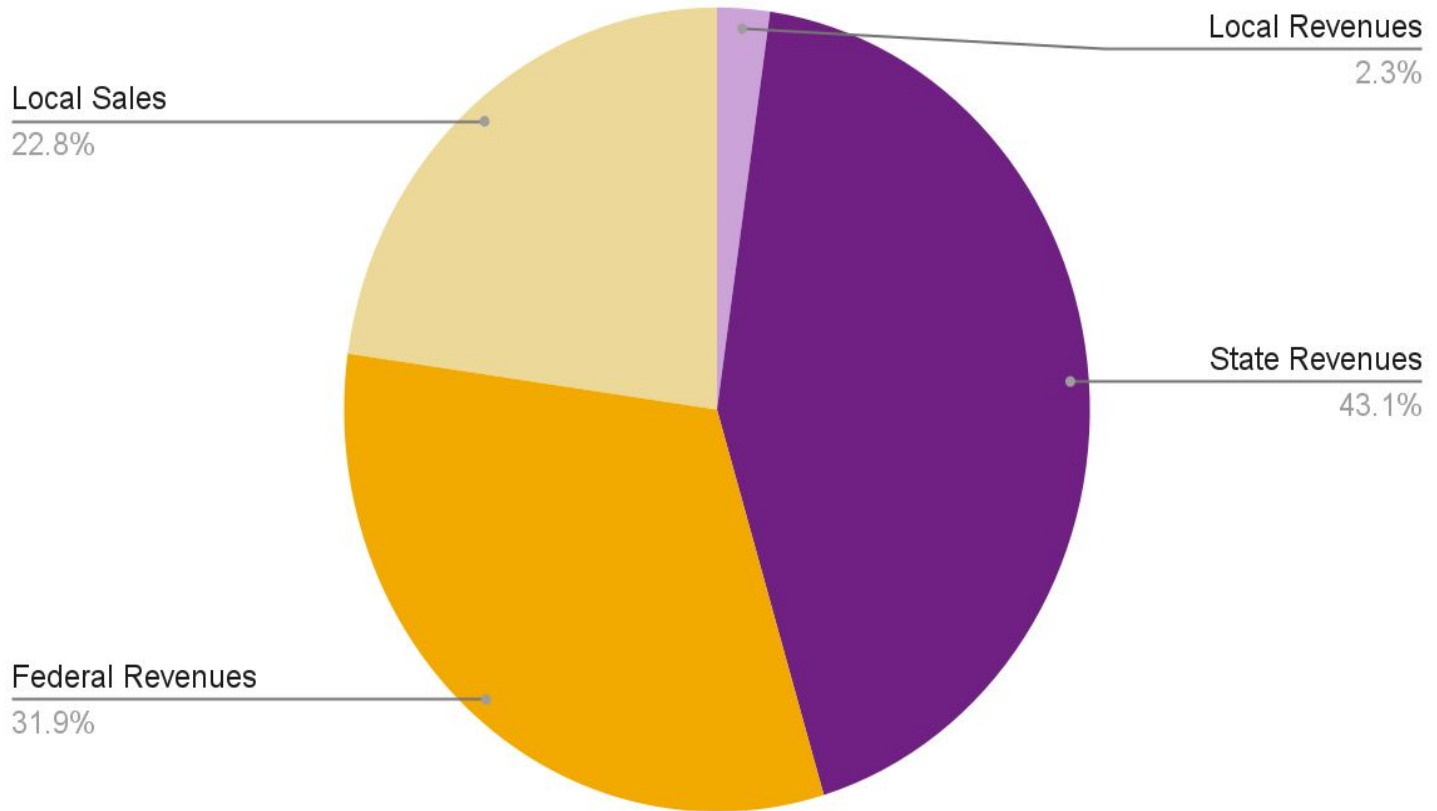
Revenue Sources - General Fund

FY25 General Fund Revenue



Revenue Sources - Nutrition Services

FY25 Revised Budget - Fund 02

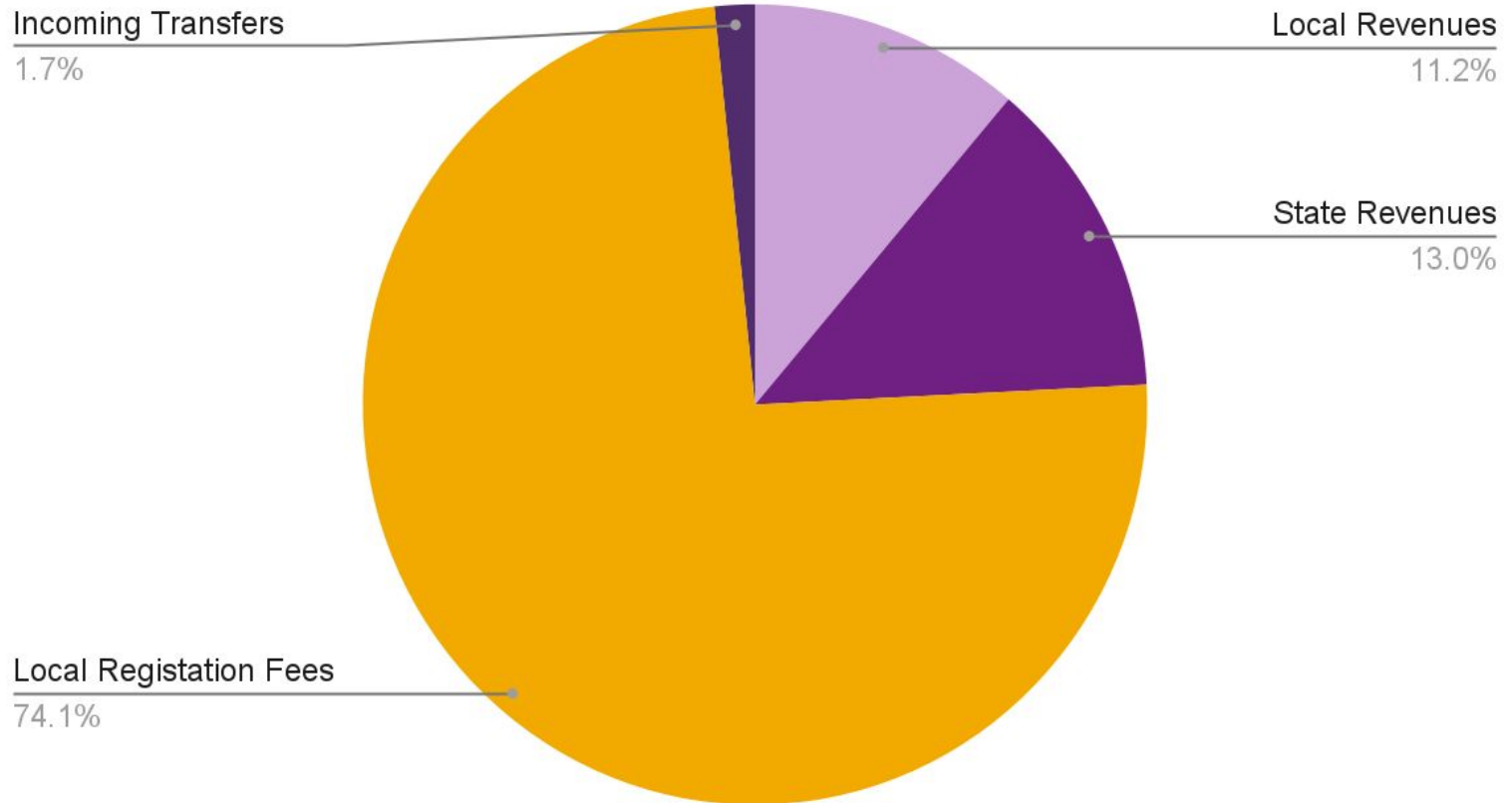


**Note: Local Sales would be included in Local Revenue in the Total Operating Funds pie chart.*



Revenue Sources - Community Education

FY25 Revised - Fund 04



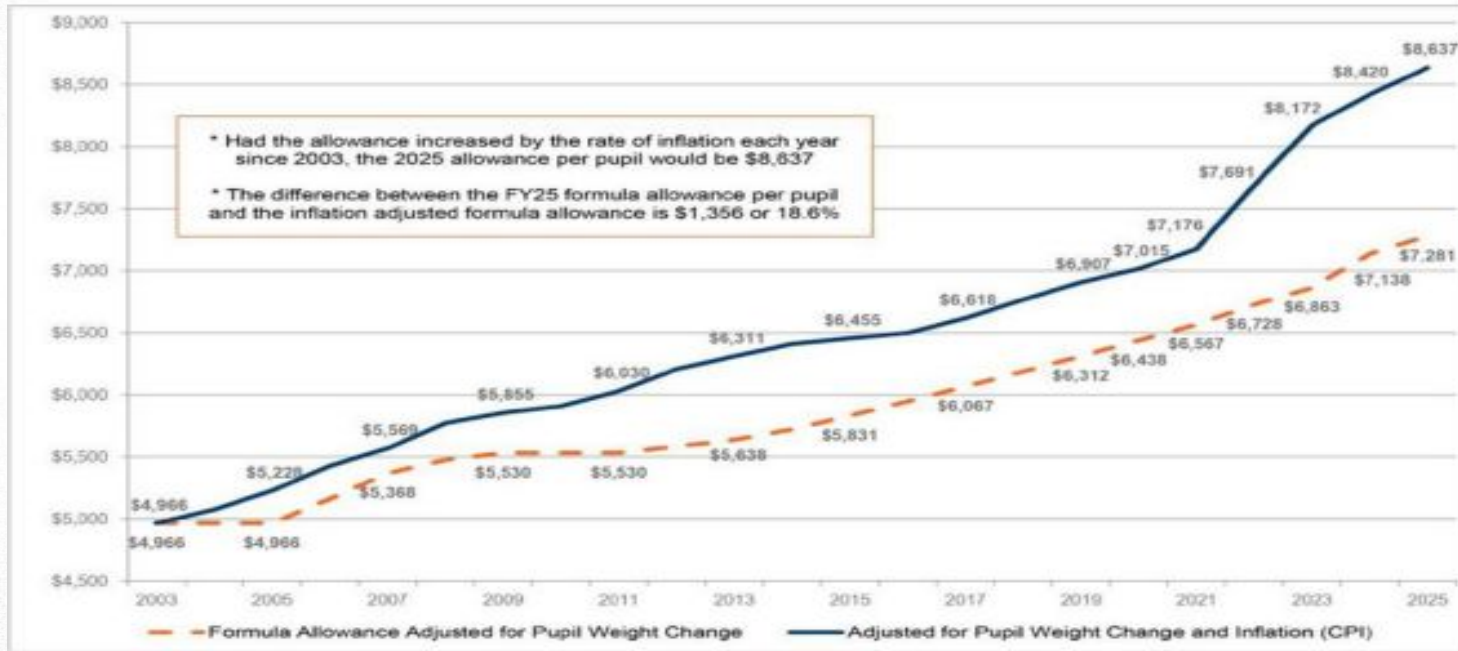
**Note: Local Registration Fees and Incoming Transfers would be included in Local Revenue in the Total Operating Funds pie chart.*



Revenue - State Funding

General Education Formula (Basic Formula Aid):

- The foundation of state funding for all districts
- Provides a per-pupil amount (adjusted annually by legislation)
- Funds basic school operations, including salaries, utilities, and instructional materials
- Amount per pupil for FY 2024-25: \$7,281 per adjusted pupil unit (APU)



Revenue – State Funding

- **Restricted State Funds:**
 - Funds that are legally or contractually designated for a specific use and cannot be used for general operations
 - Restricted funds can also come from local sources (levies, donations, bond proceeds, etc.)
 - An example of a restricted fund would be Long-Term Facilities Maintenance (LTFM)
- **Categorical Funding:**
 - State or federal funds allocated for specific purposes or programs
 - Funds must be spent only on the designated program or purpose and cannot be moved or used to cover general operational costs
 - Districts must report how funds are used and comply with regulations
 - Some examples of categorical funding would include compensatory, special education aid, english learning (EL), and career and technical (CTE)
- *While all categorical funds are restricted, not all restricted funds are categorical.*



Revenue – Federal Funding

- Accounts for 1.5% of the General Fund in FY 2024-25 of Waconia Public Schools
- Federal funding often comes in the form of grant and entitlement programs
- Major federal programs include:
 - Title I – funds to support low-income students
 - IDEA (Individuals with Disabilities Education Act) – special education funding
 - Carl Perkins Act – supports career and technical (CTE) programs
 - School Nutrition Programs – helps fund free and reduced-price meal programs – about 30% of Nutrition Services revenue comes from Federal funding
 - Elementary and Secondary School Emergency Relief (ESSER) Fund, also known as COVID-19 relief funds – One-time federal support for district affected by the pandemic.



Revenue – Local Funding

- Second-largest source of revenue for Waconia Public Schools
- Generated through property tax levies
- Key local funding sources:
 - General Fund Levy – supports basic district operations
 - Operating Referendum Levy – voter-approved funding beyond state formula aid
 - Debt Service Levy – pays for school facility bonds and capital improvements
 - Community Education Levy – supports early childhood education and enrichment programs



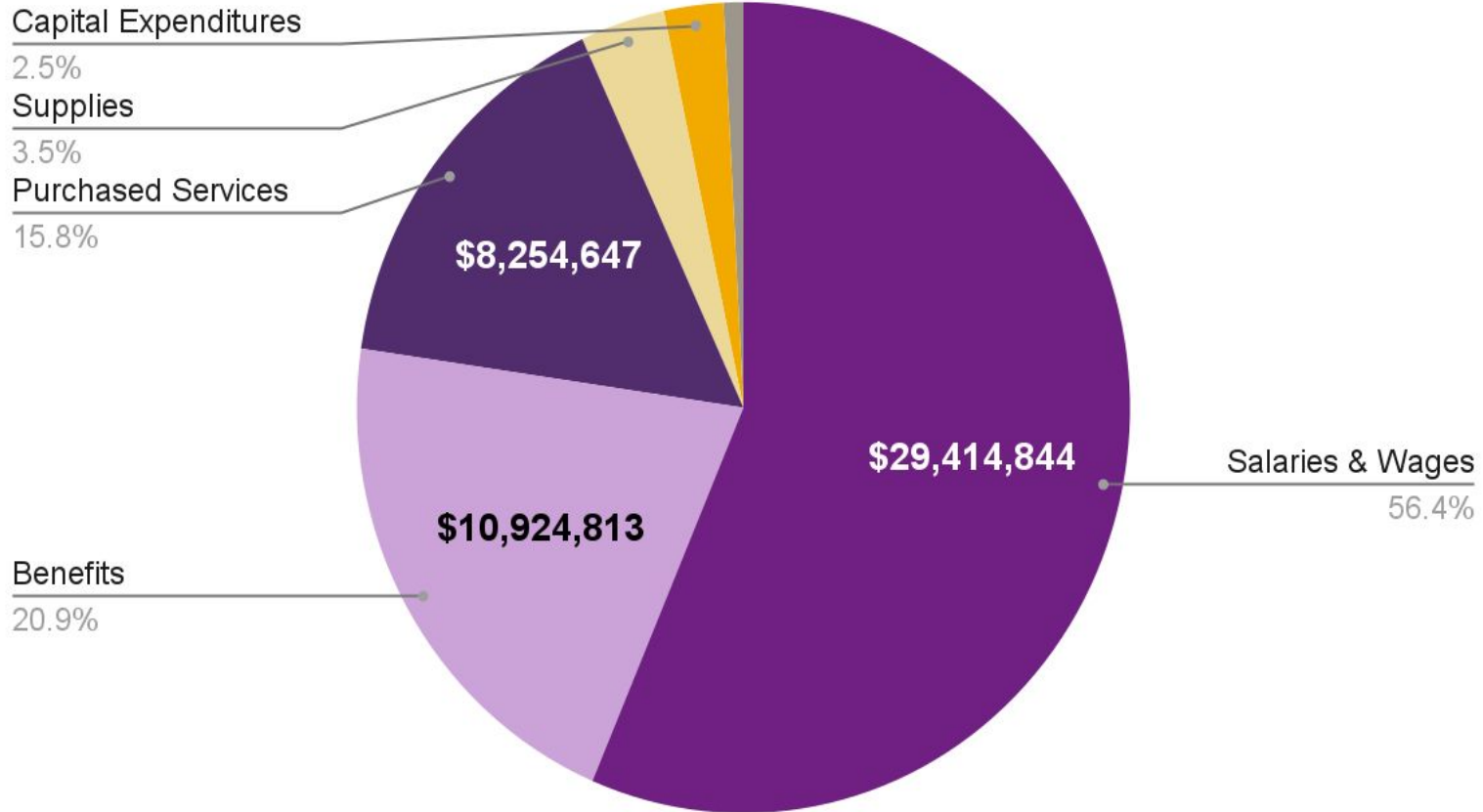
Expenditure Categories – Uses of Funding

- **Salaries & Benefits – Largest Expenditure**
 - Teacher, support staff, and administrative salaries
 - Employee benefits (health insurance, retirement, payroll taxes)
 - Substitute teacher costs
- **Purchased Services – Outsourced Services**
 - Utilities, transportation, and contracted services
 - Special education service contracts
 - Professional development and consulting fees
- **Supplies & Materials – Classroom & Operational Needs**
 - Instructional materials (textbooks, software, technology)
 - Office, custodial, and maintenance supplies
 - Fuel, food service, and small equipment purchases
- **Capital Expenditures – Long-Term Investments**
 - Facility improvements and major repairs
 - Technology infrastructure and large equipment purchases
 - School buses and district-owned vehicles
- **Debt Service & Transfers – Financial Commitments**
 - Principal and interest payments on bonds and loans
 - Interfund transfers (food service, community education, capital projects)
 - Reserves for future liabilities and emergency needs



Expenditures (Uses) of General Fund

FY25 General Fund Expenditures



Expenditure Categories - Uses of Funding by Program Area

- **District and School Administration**
 - School board, superintendent, principals, and directors of instructional areas
- **District Support Services**
 - General and other administrative support, human resources, community relations, elections, census, legal, business support services, and information systems services
- **Regular Instruction**
 - All activities dealing directly with the teaching of students K-12, English Language Learners, Co-Curricular, Athletics, and Area Learning Center
- **Vocational Instruction**
 - Agriculture, Distributive Education, and Special Needs
- **Special Education Instruction**
 - Speech, Mild, Moderate and Severe Disabilities, Physically Impaired, Hearing Impaired, Visually Impaired, Specific Learning Disability, Emotional/Behavior Disorder, Autistic Spectrum Disorders, Early Childhood, and Federal Programs

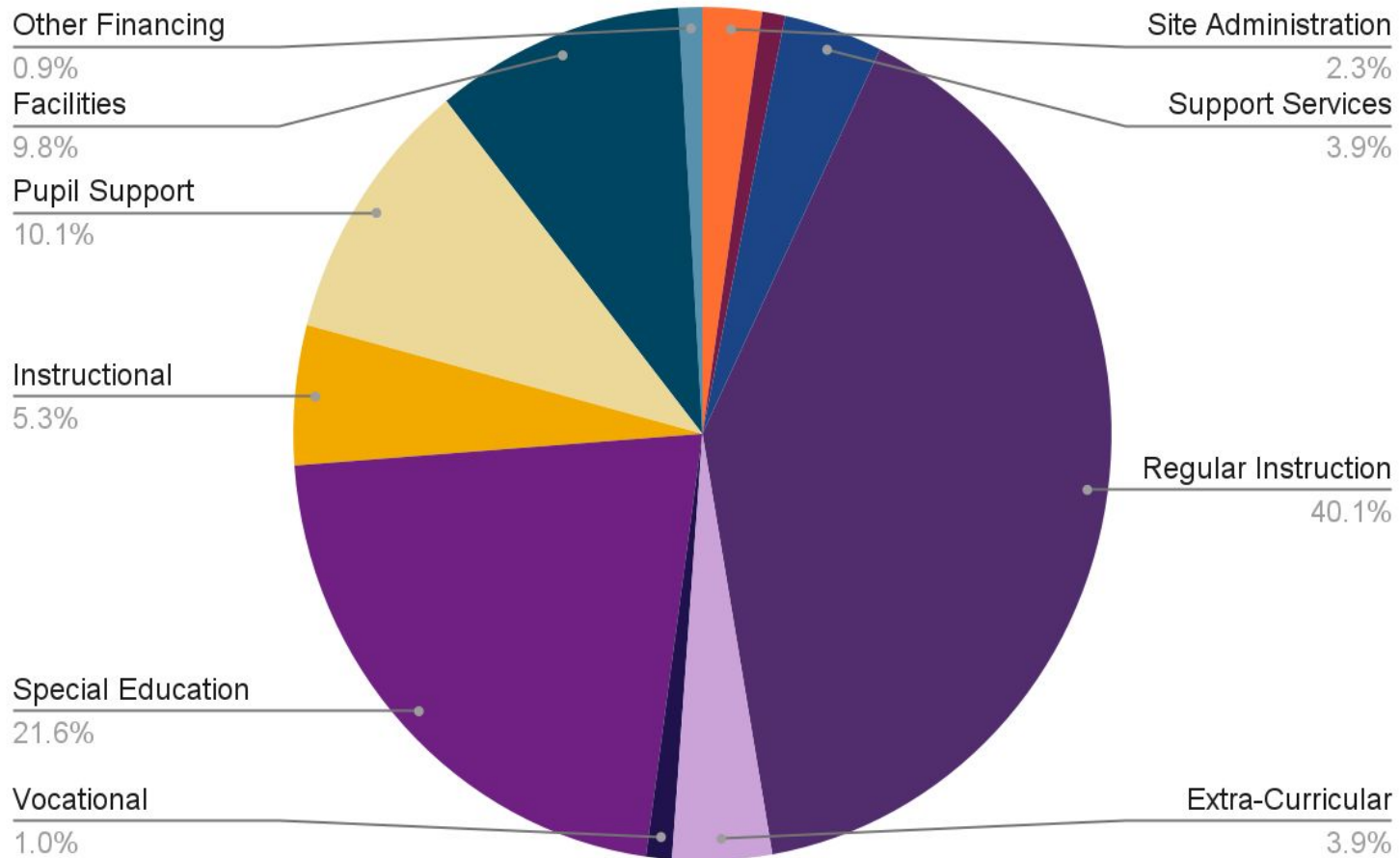


Expenditure Categories - Uses of Funding by Program Area

- **Instructional Support Services**
 - Activities for assisting the instructional staff with the process of providing K-12 learning experiences. Curriculum, Staff Development, Technology Integration, Education Media
- **Pupil Support Services**
 - All services provided to students not classified as direct instruction. Counseling, Health Service, Psychological Service, Social Work, and Transportation
- **Site, Building & Equipment**
 - Acquisition, operation, maintenance, repair, and remodeling of all physical plant, facilities, and grounds
- **Fiscal and Other Fixed Costs**
 - Fiscal and fixed costs. Property liability insurance, and aid anticipation certificate cost



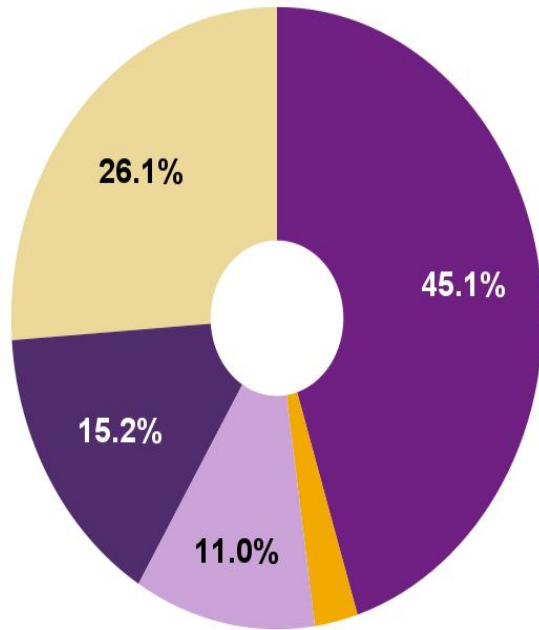
Uses of General Funds by Program Area



2023 Staffing Profile

Source: Minnesota Department of Education

2023 Staffing Profile



Unit	#110 %	State Avg %
Classroom Teachers	45.2%	45.8%
Administrators	2.4%	2.7%
Other Licensed Professionals	11.0%	9.3%
Paraprofessionals	15.2%	16.5%
Other Staff - Including Non-Licensed Staff	26.2%	25.8%
Total	100.0%	100.0%

- Teachers
- Administrators
- Other Licensed Professionals
- Paraprofessionals
- Other Staff including Non-Licensed Staff

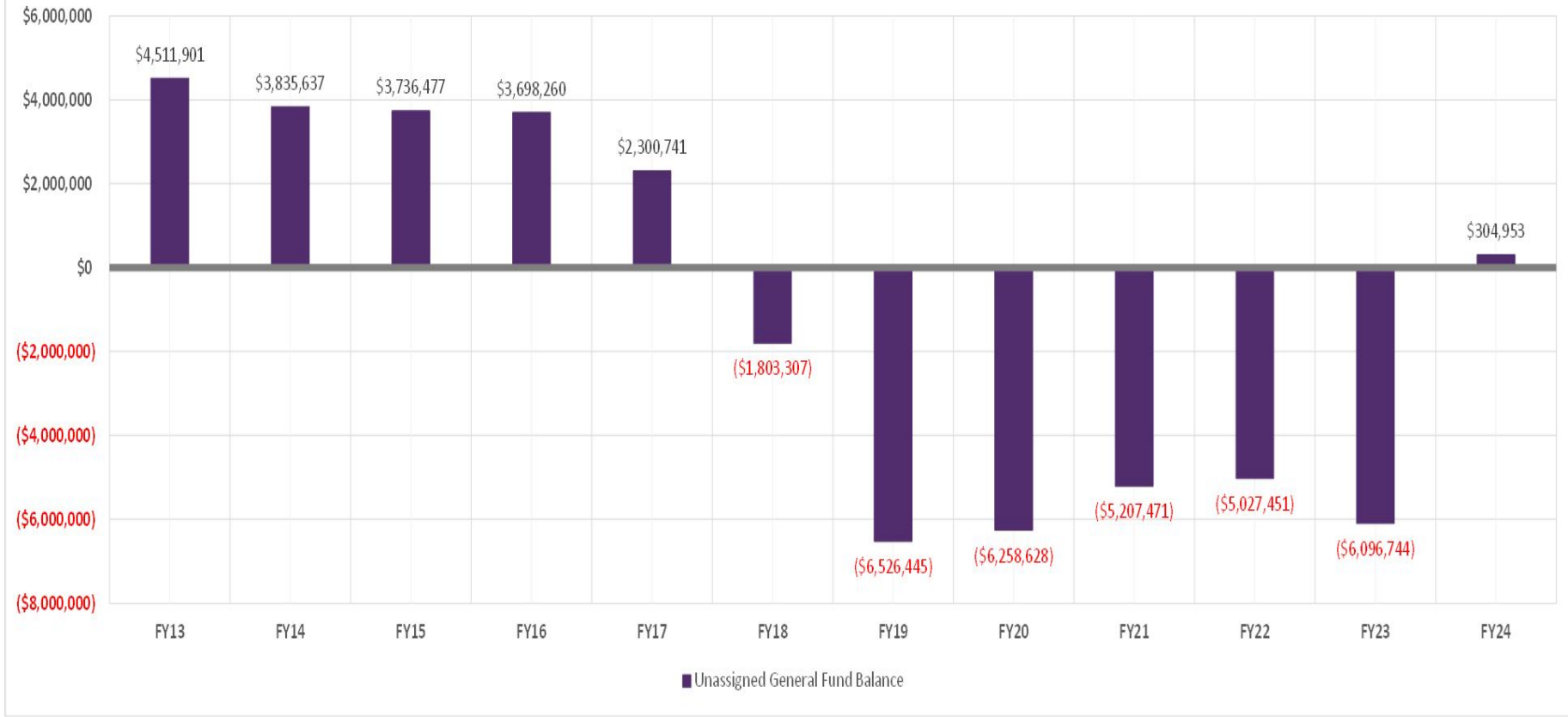


Fund Balance Categories

- **Unassigned Fund Balance:**
 - Funds with no specific constraints, available for general use
- **Nonspendable Fund Balance:**
 - Funds tied to non-liquid assets that cannot be spent
 - Example: Prepaid expenses, such as insurance premiums paid in advance, which cannot be reallocated
- **Restricted & Reserved Fund Balance:**
 - Funds legally required for a specific purpose
 - Example: Literacy Incentive Aid, which must be used for reading instruction and literacy improvement, with unused funds carrying over to future literacy-related expenses
- **Assigned Fund Balance:**
 - Funds designated by the district for a specific purpose but not legally restricted
 - Example: Resources set aside for staffing and operational adjustments related to a new secondary school schedule, such as additional teaching sections or curriculum changes.



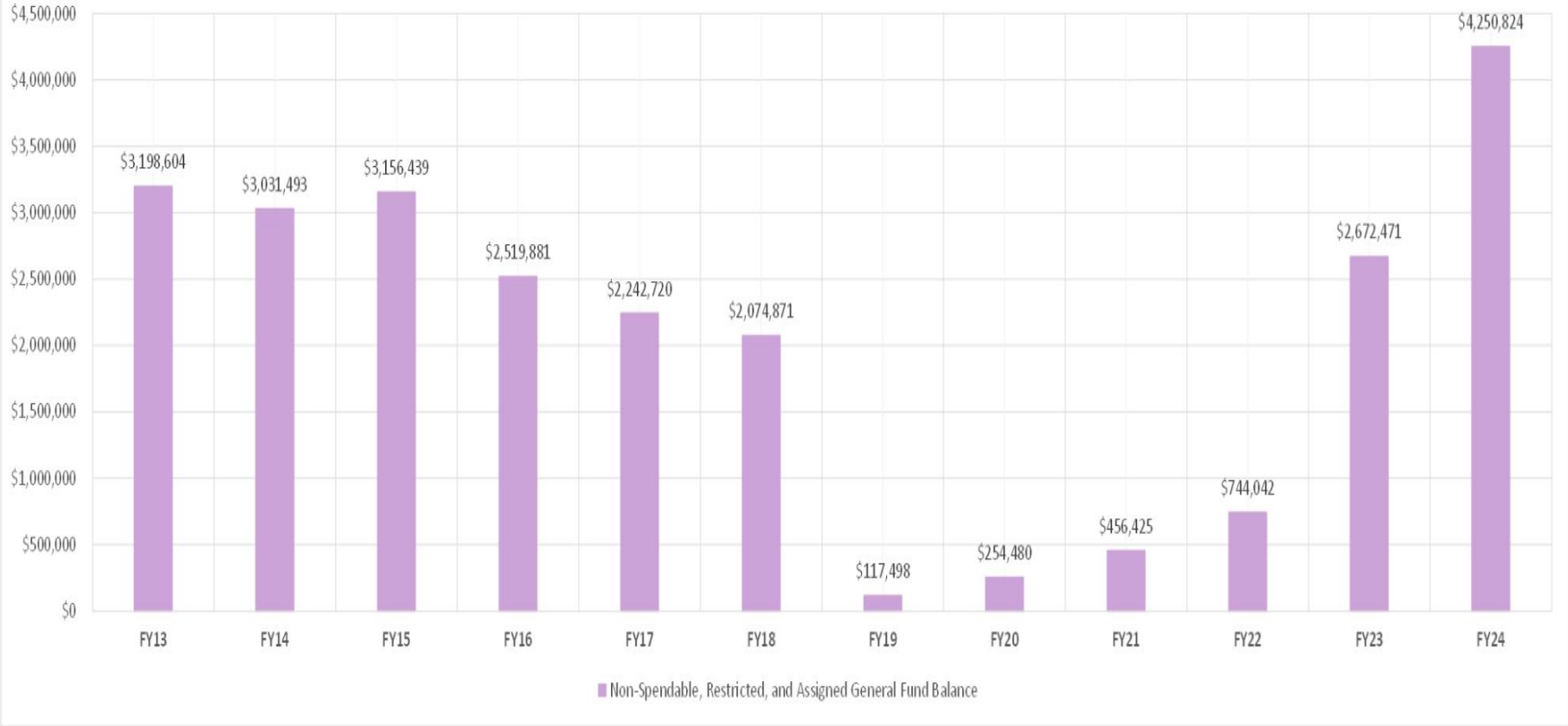
Audited Unassigned General Fund Balance FY13 through FY24



Fund Balance Category	FY13	FY14	FY15	FY16	FY17	FY18	FY19	FY20	FY21	FY22	FY23	FY24
Unassigned General Fund Balance	\$4,511,901	\$3,835,637	\$3,736,477	\$3,698,260	\$2,300,741	(\$1,803,307)	(\$6,526,445)	(\$6,258,628)	(\$5,207,471)	(\$5,027,451)	(\$6,096,744)	\$304,953
% Unassigned Fund Balance	13.59%	10.92%	10.37%	9.50%	5.52%	-4.08%	-13.03%	-13.40%	-10.84%	-9.70%	-11.67%	0.63%

*Note: % Unassigned Fund Balance is calculated by dividing the Unassigned General Fund Balance by total General Fund Expenditures

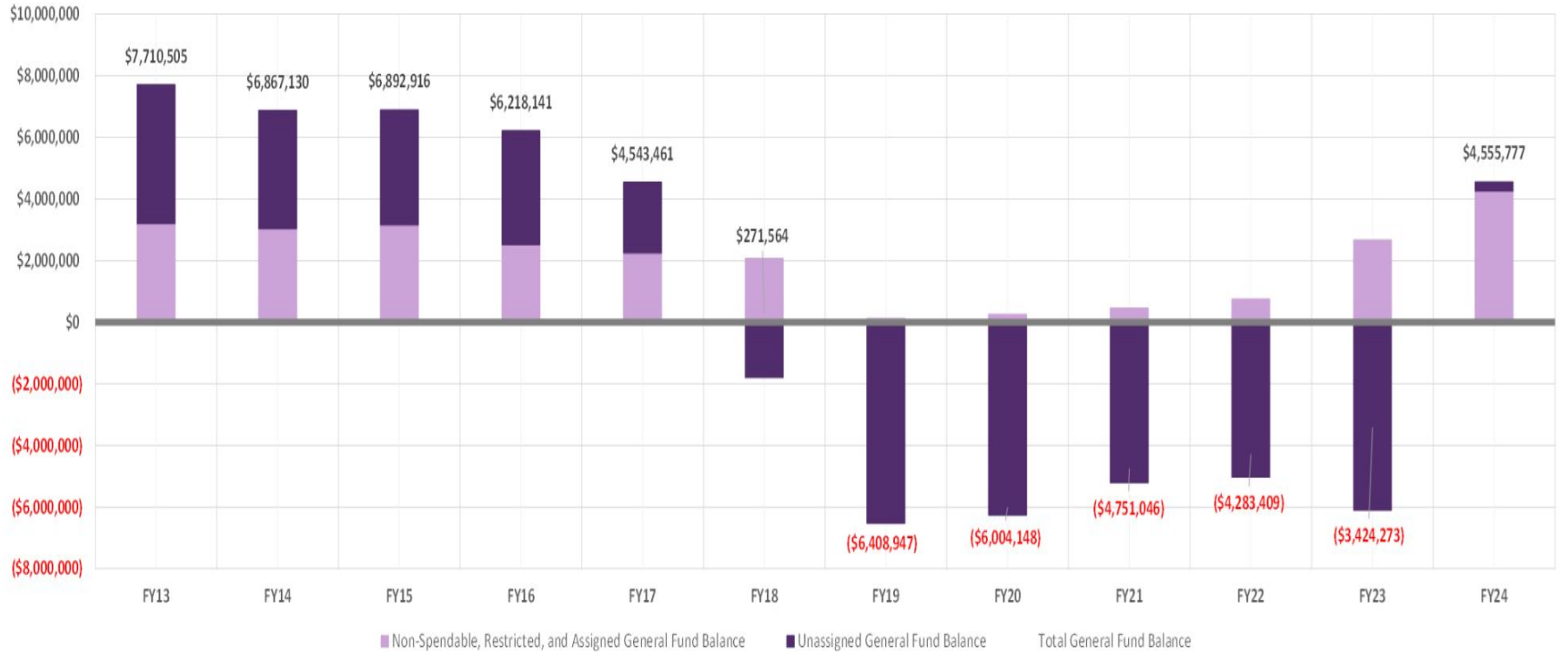
Audited Non-Spendable, Restricted, and Assigned General Fund Balance FY13 through FY24



Fund Balance Category	FY13	FY14	FY15	FY16	FY17	FY18	FY19	FY20	FY21	FY22	FY23	FY24
Non-Spendable, Restricted, and Assigned General Fund Balance	\$3,198,604	\$3,031,493	\$3,156,439	\$2,519,881	\$2,242,720	\$2,074,871	\$117,498	\$254,480	\$456,425	\$744,042	\$2,672,471	\$4,250,824
% Unassigned Fund Balance	9.63%	8.63%	8.76%	6.47%	5.38%	4.70%	0.23%	0.55%	0.95%	1.44%	5.11%	8.75%

*Note: % Nonspendable, Restricted and Assigned Fund Balance is calculated by dividing the Nonspendable, Restricted and Assigned General Fund Balance by total General Fund Expenditures

Audited Total General Fund Balance FY13 through FY24



Fund Balance Category	FY13	FY14	FY15	FY16	FY17	FY18	FY19	FY20	FY21	FY22	FY23	FY24
Non-Spendable, Restricted, and Assigned General Fund Balance	\$3,198,604	\$3,031,493	\$3,156,439	\$2,519,881	\$2,242,720	\$2,074,871	\$117,498	\$254,480	\$456,425	\$744,042	\$2,672,471	\$4,250,824
Unassigned General Fund Balance	\$4,511,901	\$3,835,637	\$3,736,477	\$3,698,260	\$2,300,741	(\$1,803,307)	(\$6,526,445)	(\$6,258,628)	(\$5,207,471)	(\$5,027,451)	(\$6,096,744)	\$304,953
Total General Fund Balance	\$7,710,505	\$6,867,130	\$6,892,916	\$6,218,141	\$4,543,461	\$271,564	(\$6,408,947)	(\$6,004,148)	(\$4,751,046)	(\$4,283,409)	(\$3,424,273)	\$4,555,777
% Unassigned Fund Balance	13.59%	10.92%	10.37%	9.50%	5.52%	-4.08%	-13.03%	-13.40%	-10.84%	-9.70%	-11.67%	0.63%

*Note: % Unassigned Fund Balance is calculated by dividing the Unassigned General Fund Balance by total General Fund Expenditures

General Fund Financial Projection Assumptions

- **Revenue Assumptions:**
 - 2% annual increase in General Education Formula Allowance
 - State statute ties increase to CPI (Range: 2.00% - 3.00%)
- **Expenditure Assumptions:**
 - FY25 staffing levels remain constant through projection years
 - Salary & benefits reflect settled contracts; unsettled contracts follow comparable groups
- **Fund Balance:**
 - No budget assumptions for restricted fund balances (pending strategic decisions)
 - Adjustments may be needed to maintain district's 5.00% minimum unassigned fund balance.
 - Annual reviews ensure alignment with policy and fiscal sustainability



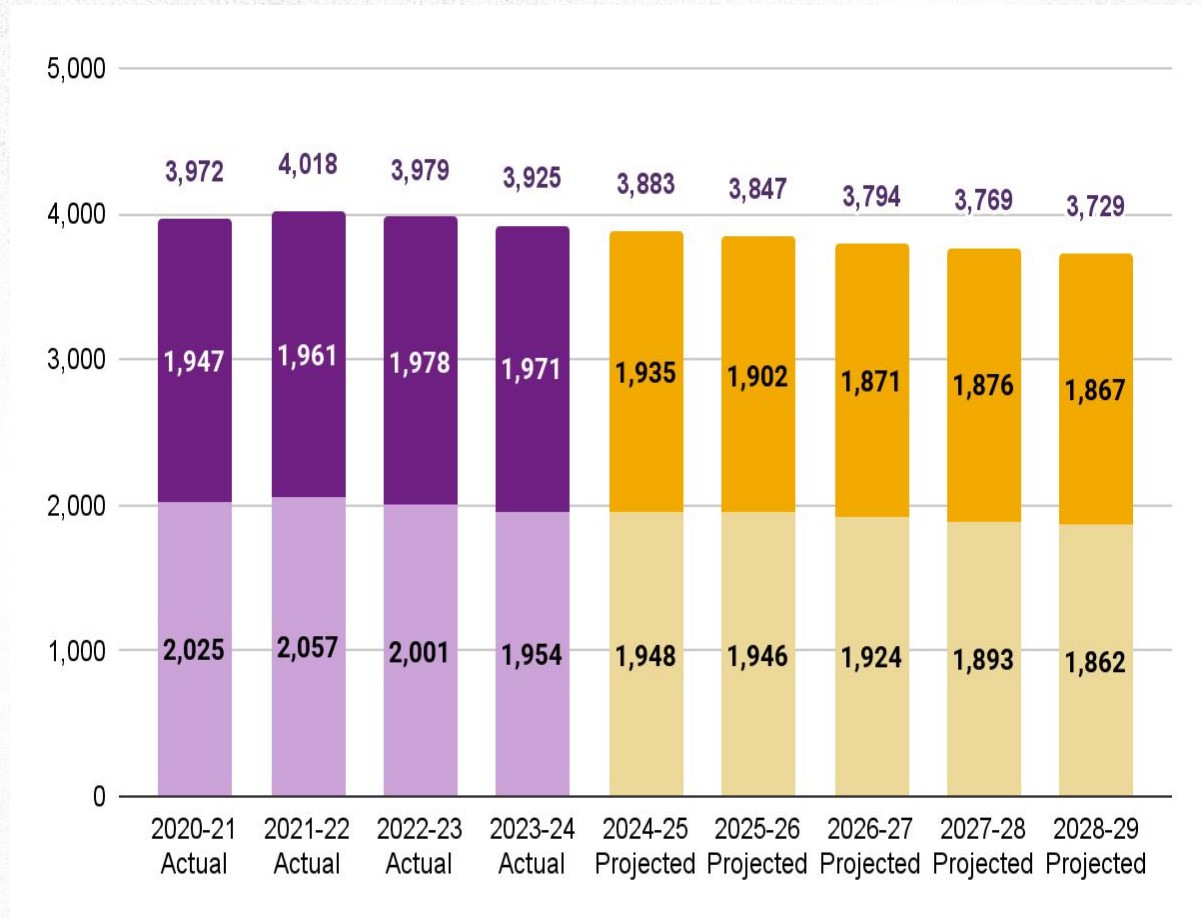
General Fund Financial Projection Assumptions

EOY ADM Enrollment

2020-21 to 2023-24 Actual and 2024-25 through 2028-29 Projection

- Actual EC-Grade 6
- Actual Grades 7-12
- Projected EC-Grade 6
- Projected Grades 7-12


FY	Enroll Decline	%
23-24 to 24-25	(43)	-1.08%
24-25 to 25-26	(35)	-0.91%
25-26 to 26-27	(53)	-1.39%
26-27 to 27-28	(25)	-0.65%
27-28 to 28-29	(40)	-1.06%
23-24 to 28-29	(196)	-5.00%



Waconia Public Schools

FY24 through FY28 General Fund Budget Projection Summary

Description	Actual 2023-24	Revised Budget 2024-25	Projected 2025-26	Projected 2026-27	Projected 2027-28
General Fund Restricted Revenues (A)	\$ 3,669,526	\$ 4,512,643	\$ 4,382,536	\$ 4,884,291	\$ 4,847,170
General Fund Unrestricted Revenues (B)	\$ 53,071,197	\$ 51,782,941	\$ 51,910,417	\$ 50,542,347	\$ 51,472,842
Total General Fund Revenues (C)	\$ 56,740,723	\$ 56,295,584	\$ 56,292,953	\$ 55,426,638	\$ 56,320,012
General Fund Restricted Expenditures (D)	\$ 3,446,004	\$ 3,333,643	\$ 3,393,612	\$ 3,516,239	\$ 3,645,205
General Fund Unrestricted Expenditures (E)	\$ 45,314,667	\$ 48,831,944	\$ 50,952,230	\$ 53,609,716	\$ 56,078,678
Total General Fund Expenditures (F)	\$ 48,760,671	\$ 52,165,587	\$ 54,345,843	\$ 57,125,955	\$ 59,723,883
General Fund Total Revenue Over (Under) Expenditures	\$ 7,980,052	\$ 4,129,997	\$ 1,947,111	\$ (1,699,317)	\$ (3,403,871)
Total Fund Balance (G)	\$ 4,555,777	\$ 8,685,774	\$ 10,632,884	\$ 8,933,567	\$ 5,529,696
Total Fund Balance % (G/F)	9.34%	16.65%	19.57%	15.64%	9.26%
Total Non-Spendable, Restricted, and Assigned Fund Balance (H)	\$ 4,250,824	\$ 5,429,824	\$ 6,418,748	\$ 7,786,800	\$ 8,988,764
Total Unassigned Fund Balance (I)	\$ 304,953	\$ 3,255,950	\$ 4,214,137	\$ 1,146,768	\$ (3,459,068)
Total Unassigned Fund Balance % (I/F)	0.63%	6.24%	7.75%	2.01%	-5.79%
Unassigned Target Fund Balance %	5.00%	5.00%	5.00%	5.00%	5.00%
Minimum Unassigned Fund Balance	\$ 2,265,733	\$ 2,441,597	\$ 2,547,612	\$ 2,680,486	\$ 2,803,934
Fund Balance Over (Under) Target	\$ (1,960,780)	\$ 814,353	\$ 1,666,525	\$ (1,533,718)	\$ (6,263,002)





Budget Cycle

Budget & Levy Adoption Calendar

Qtr-Yr	Q3 - 2024			Q4 - 2024			Q1 - 2025			Q2 - 2025			Q3 - 2025			Q4 - 2025			
Month	Jul	Aug	Sep	Oct	Nov	Dec	Jan	Feb	Mar	Apr	May	Jun	Jul	Aug	Sep	Oct	Nov	Dec	
Audit		Audit 2023-24												Audit 2024-25					
Levy			Prem Levy*			Levy Cert**									Prem Levy*			Levy Cert**	
Enrollment				Enrollment														Enrollment	
Budget							2024-25 Revised Budget			2025-26 Adopted Budget								2025-26 Revised Budget	

*Preliminary Levy Certification: September of each year

** Final Levy Certification: December of each year along with Truth-in-Taxation Hearing



Key Drivers of School District Budget

- Enrollment Trends & Student Demographics
- Staffing Levels & Compensation
- Programming & School Schedules
- Salary & Benefit Increases
- Other Operating Costs & Inflationary Pressures
- Legislative & Funding Formula Changes



Key Drivers of School District Budget

Enrollment Trends & Student Demographics

- **Why it Matters:** Enrollment is the primary driver of revenue in Minnesota schools district, as state aid is largely based on Adjusted Pupil Units (APU) and Average Daily Membership (ADM)
- **Considerations:**
 - Declining enrollment reduces revenue but may not immediately impact costs
 - Increasing enrollment may require additional staffing, classroom space, and resources
 - Open enrollment (students choosing to attend other districts) can impact funding both positively and negatively.
 - Birth rate trends and migration patterns affect long-term enrollment projections



Key Drivers of School District Budget

Staffing Levels & Compensation

- **Why it Matters:** Salaries and benefits account for 80–85% of General Fund expenditures in most school districts
- **Considerations:**
 - Changes in student-teacher ratios impacting hiring and staffing decisions
 - Union contracts and negotiated agreements determine salary increase and benefits
 - Substitute teacher costs fluctuate based on staff absences and availability
 - Special education and intervention staffing needs may increase based on student needs and regulatory requirements



Key Drivers of School District Budget

Programming & School Schedules

- **Why it Matters:** Program offerings and scheduling impact costs for staffing, transportation, and materials
- **Considerations:**
 - Expanding or cutting programs (eg: career & technical education, dual enrollment) can shift costs
 - Block schedules versus traditional schedules impact staffing needs
 - After-school and summer learning programs require additional funding sources
 - Special education programs must align with individualized education plans (IEPs) and federal/state mandates



Key Drivers of School District Budget

Salary & Benefit Increases

- **Why it Matters:** Rising salaries and healthcare costs put upward pressure on district expenditures
- **Considerations:**
 - Teacher and staff contracts typically include step increases, cost-of-living adjustments (COLA), and benefit contributions
 - Health insurance premiums are increasing annually, requiring careful negotiations with providers
 - Pension and retirement contribution rates set by TRA (Teachers Retirement Association) and PERA (Public Employees Retirement Association) must be factored into long-term liabilities



Key Drivers of School District Budget & Forecast

Other Operating Costs & Inflationary Pressures

- **Why it Matters:** Non-salary costs such as transportation, utilities, and supplies can fluctuate impacting budget stability
- **Considerations:**
 - Fuel costs impact student transportation budgets.
 - Utility expenses (electricity, heating, cooling) are rising due to inflation and energy market changes
 - The cost of instructional materials, software, and technology is increasing
 - Facilities maintenance and repair costs can be unpredictable, requiring contingency planning



Key Drivers of School District Budget & Forecast

Legislative & Funding Formula Changes

- ***Why it Matters:*** School districts rely on state aid and levy authority, which are subject to legislative decisions
- **Considerations:**
 - Changes in the per-pupil funding formula can significantly impact revenue projections
 - Special education cross-subsidy funding may reduce or increase - in times when it reduces, districts need to use general fund money to help fully cover mandated costs
 - New mandates (eg. paid family leave, unemployment benefits for school staff, earned sick and safe time) may require additional spending



BUDGETING PROCESS



Budget Preparation

Develop a detailed budget that outlines expected revenues and expenditures.



Set Spending Limits

Establish spending limits for various departments and sites to control costs.



Adjust Budget as Needed

Make necessary adjustments to the budget based on actual performance and unforeseen changes.



Resource Allocation

Allocate resources efficiently across departments and programs to maximize effectiveness.




Monitor Budget Performance

Track budget performance regularly to identify variances and take corrective actions.



Ensure Compliance

Ensure that budgeting practices comply with financial regulations and standards.



Local Data

Waconia Public Schools Tax Levy Overview

Tax Levy Fundamentals

- **What is a Tax Levy?**
 - A tax levy is the amount of money a school district requests from local property owners to help fund education
 - Local property taxes fund school operations, debt repayment, and community services
- **Components of the Tax Levy:**
 - General Fund: Supports daily operations, staffing, and instructional costs
 - Debt Service: Pays off bonds for school buildings and infrastructure
 - Community Service: Funds early childhood programs and community education programs



Property Tax Valuation Metrics

- Property tax valuation metrics are standardized measures used to assess the value of properties for taxation purposes. Key metrics include:
 - EMV - Estimated Market Value
 - NTC - Net Tax Capacity
 - RMV - Referendum Market Value
- Clear understanding of these terms is essential for comprehending how local property taxes directly influence district funding.



Understanding Net Tax Capacity (NTC)

- **Definition:**

- Net Tax Capacity (NTC) is the assessed taxable value of a property after applying the Minnesota Department of Revenue's classification rates. Different property types (residential, commercial, agricultural, etc.) have different tax rates

- **How it Affects Waconia Public Schools:**

- Since commercial and industrial properties are taxed at a higher rate than residential properties, they contribute more per dollar of market value
- Agricultural land generally has lower classifications rates, meaning farmland owners contribute less to school levies based on NTC



How is Net Tax Capacity (NTC) Calculated?

1. Determine the Estimated Market Value (EMV) of the Property – This is the value assigned to the property by the county assessor based on real estate market conditions.
2. Apply the Minnesota Property Classification Rates to property types based on their use

Minnesota Property Classification Rates (2024)

The classification rate depends on the property type and value tier. For example:

Property Type	Market Value Range	Classification Rate
Residential Homestead	Up to \$500,000	1.00%
	Over \$500,000	1.25%
Commercial / Industrial	Up to \$150,000	1.50%
	Over \$150,000	2.00%
Agricultural Land & Buildings	Up to \$2.14 million	0.50%
	Over \$2.14 million	1.00%
Apartments (4+ Units)	All Values	1.25%

3. NTC Formula = EMV times Classification Rate
 - a. Estimated Market Value of Commercial Property: \$300,000
 - b. Classification Rule: First \$150,000 at 1.50% and Remaining \$150,000 at 2.00%
 - c. NTC Calculation: $(\$150,000 \times 0.015) + (\$150,000 \times 0.02) = \$5,250$

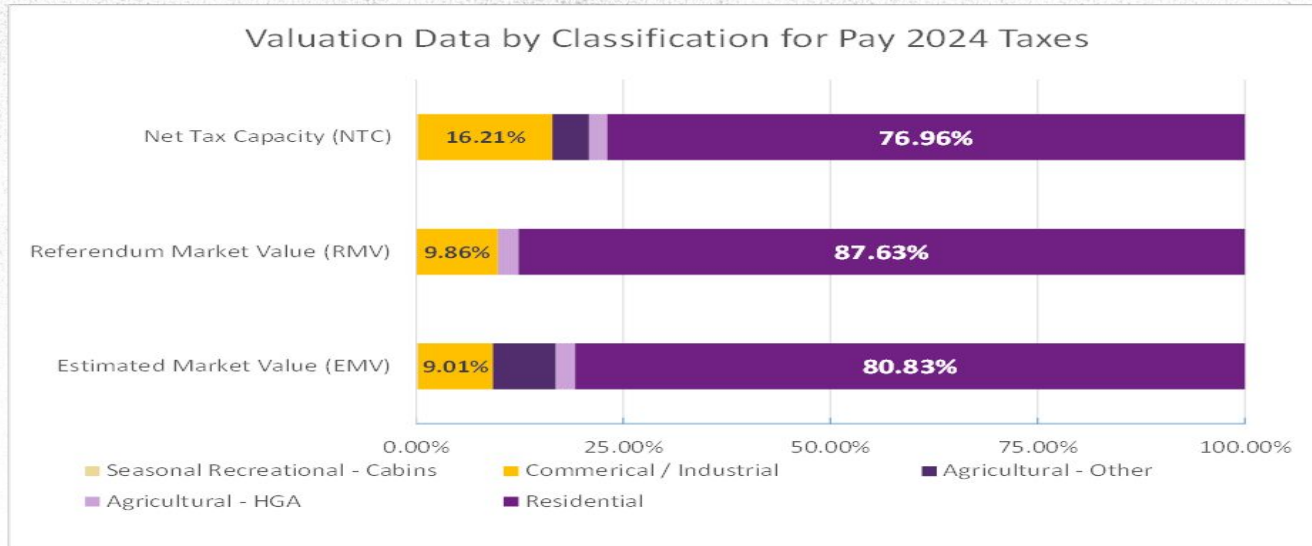


Understanding Referendum Market Value (RMV)

- **Definition:**
 - RMV is the estimated market value of a property before classification rates are applied. Unlike NTC, RMV excludes agricultural land and seasonal recreational properties from taxation.
- **How it Affects Waconia Public Schools:**
 - Voter-approved operating referendums are based on RMV
 - Since agricultural land is excluded, homeowners and businesses bear a larger portion of referendum-related taxes



Waconia Public Schools - Tax Base Differences



Property Type	Estimated Market Value (EMV)	Referendum Market Value (RMV)	Net Tax Capacity (NTC)
Residential	80.83%	87.63%	76.96%
Agricultural - HGA	2.30%	2.51%	2.19%
Agricultural - Other	7.61%	0.00%	4.40%
Commerical / Industrial	9.01%	9.86%	16.21%
Seasonal Recreational - Cabins	0.25%	0.00%	0.24%

EMV: Property Valuation established by County through assessment process

RMV: Tax base for operating referendum, local optional, equity and transition revenues

NTC: Tax base for Debt, Capital Projects Levy, LTFM, OPEB, Operating Capital, CE and others





Local Data

Operating Referendum

Understanding Operating Referendums

- **What is an Operating Referendum?**
 - An operating referendum is a voter-approved levy that provides additional funding to support the daily operations of a school district
- **How do Operating Referendums Work?**
 - Local school boards propose a per-pupil levy amount for voter approval.
 - Funds are collected through property taxes and used strictly for school operations
 - Renewed periodically (often every 5-10 years) or increased based on district needs.



2018 Operating Referendum Authority

November 6, 2018

SCHOOL DISTRICT QUESTION 1 (ISD #110)

Approval of School District Operating referendum revenue Authorization

The board of Independent School District No. 110 (Waconia Public Schools), Minnesota has proposed to increase the School District's general education revenue by **\$525 per pupil**, subject to an annual increase at the rate of inflation. The proposed operating referendum revenue authorization would be first levied in 2018 for taxes payable in 2019 and applicable for ten (10) years unless otherwise revoked or reduced as provided by law. Shall the increase in the general education revenue proposed by the board of Independent School District No. 110 (Waconia Public Schools), Minnesota be approved? BY VOTING "YES" ON THIS BALLOT QUESTION, YOU ARE VOTING FOR A PROPERTY TAX INCREASE.

- **Results**
 - **5,954 YES (58%)**
 - **4,263 NO (42%)**
- **Expires after taxes payable in 2028**



2020 Operating Referendum Authority

November 3, 2020

SCHOOL DISTRICT QUESTION 1 (ISD #110)

Approval of New School District Referendum Revenue Authorization

The board of Independent School District No. 110 (Waconia Public Schools), Minnesota has proposed to increase the School District's general education revenue by **\$410 per pupil**, subject to an annual increase at the rate of inflation. The proposed new referendum revenue authorization would be first levied in 2020 for taxes payable in 2021 and applicable for ten (10) years unless otherwise revoked or reduced as provided by law. Shall the increase in the general education revenue proposed by the board of Independent School District No. 110 (Waconia Public Schools), Minnesota be approved? BY VOTING "YES" ON THIS BALLOT QUESTION, YOU ARE VOTING FOR A PROPERTY TAX INCREASE.

- **Results**
 - **6,407 YES (50.37%)**
 - **6,313 NO (49.63%)**
- **Expires after taxes payable in 2030**



Operating Referendum Authorities

- Two Voter-Approved Operating Referendum Authorities
 - 2018 Election - \$525 with inflationary increases
 - 2020 Election - \$410 with inflationary increases

Tax Pay Year	Fiscal Year	2018 Referendum per Pupil	2020 Referendum per Pupil	Total per Pupil	Operating Referendum Cap
2018	FY 2019	\$ -	\$ -	\$ -	
2019	FY 2020	\$ 525.00	\$ -	\$ 525.00	
2020	FY 2021	\$ 529.04	\$ -	\$ 529.04	
2021	FY 2022	\$ 566.97	\$ 410.00	\$ 976.97	
2022	FY 2023	\$ 602.46	\$ 435.67	\$ 1,038.13	
2023	FY 2024	\$ 622.34	\$ 450.05	\$ 1,072.39	
2024	FY 2025	\$ 638.40	\$ 461.66	\$ 1,100.06	
2025	FY 2026	\$ 659.91	\$ 477.22	\$ 1,137.13	\$ 2,266.00
2026	FY 2027	\$ 678.39	\$ 490.58	\$ 1,168.97	
2027	FY 2028	\$ 690.33	\$ 499.21	\$ 1,189.54	
2028	FY 2029	\$ 705.10	\$ 509.89	\$ 1,214.99	
2029	FY 2030	\$ -	\$ 521.26	\$ 521.26	
2030	FY 2031	\$ -	\$ 533.25	\$ 533.25	
2031	FY 2032	\$ -	\$ -	\$ -	

Process / Timeline - Operating Referendum

Review financial information and scenarios to determine right path

Winter/Spring

Select best operating referendum question(s)

Summer

Final Date for board to call for election

Mid-August

Election Day

November





Local Data

Capital Projects Levy

Understanding Capital Projects Levies

- **What is a Capital Projects Levy?**

- A Capital Projects Levy is a voter-approved tax that provides dedicated funding for capital expenditures. Unlike bond referendums, which are used for large-scale construction projects and require long-term debt, a Capital Projects Levy is typically collected on a pay-as-you-go basis

- **How are Capital Projects Levy Funds Used?**

- Facility & Infrastructure Upgrades: Supports essential repairs, renovations, and modernization of school buildings
- Technology Investments: Funds for student devices, instructional technology, cybersecurity, and network infrastructure
- Equipment & Safety Enhancements: Supports purchases of large capital assets, security systems, and operational improvements
- Avoids Borrowing Costs: Helps districts address capital needs without issuing bonds and accumulating interest expenses
- Stable & Relative Predictable Revenue Stream: Provides consistent funding over a designated period, ensuring long-term planning and financial stability



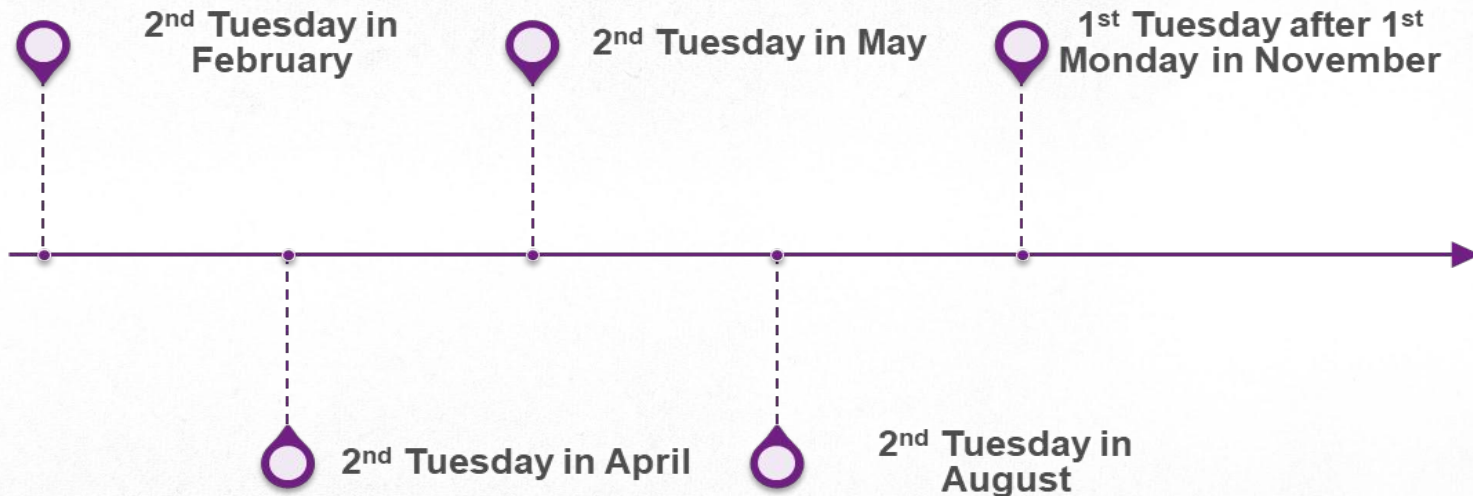
Capital Projects Levy (CPL)

- Question includes proposed tax rate & specific dollar amount
- Not based on pupil units
 - Future enrollment will not change amount of funding
 - If tax base increases, funding increases
- All property types included in tax
 - Taxed on Net Tax Capacity (NTC)
- No State Aid Component
 - A CPL does not receive any state funding or equalization aid
 - The full cost of the levy is covered by local property taxpayers
- No Ag2School
 - The Ag2School tax credit, which provides relief to agricultural landowners on school bond levies, does not apply to CPL
- No board approved renewal allowed



Capital Projects Levy (CPL)

- Review and comment process applies for projects over \$2,000,000
 - Exempt if addressing only technology
- Election can be held:



Operating Referendum & Capital Projects Levy Tax Impact

Tax Impact Analysis - Operating Referendum vs. Capital Projects Levy

Description	Operating Referendum	Capital Projects Levy
Operating Referendum (\$ per APU)	\$750	
APU	4,228	
Revenue	\$3,032,396	\$3,032,396
RMV (Operating) & NTC (Capital Projects) - Prelim Pay 2025	\$4,038,593,300	\$46,919,022
Additional Tax Rate	0.075085%	6.46%

Property Type	Referendum Market Value (RMV)	Estimated Tax Impact			
		Annual	Monthly	Annual	Monthly
Residential Homestead	\$100,000	\$75	\$6.25	\$40	\$3.33
	\$200,000	\$150	\$12.50	\$111	\$9.25
	\$300,000	\$225	\$18.75	\$181	\$15.08
	\$400,000	\$300	\$25.00	\$252	\$21.00
	\$450,000	\$338	\$28.17	\$287	\$23.92
	\$500,000	\$375	\$31.25	\$322	\$26.83
	\$600,000	\$451	\$37.58	\$404	\$33.67
	\$800,000	\$601	\$50.08	\$566	\$47.17
	\$1,000,000	\$751	\$62.58	\$727	\$60.58
	\$1,200,000	\$901	\$75.08	\$889	\$74.08

Commercial / Industrial	\$250,000	\$188	\$15.67	\$275	\$22.92
	\$500,000	\$375	\$31.25	\$598	\$49.83
	\$750,000	\$563	\$46.92	\$921	\$76.75
	\$1,000,000	\$751	\$62.58	\$1,244	\$103.67

Review

Operating Referendums

Wide range of uses

Vote on amount per pupil

State aid for some districts

Taxed on referendum market value

Most elections in November

Authority up to 10 years
(Board can renew)

Capital Projects Levy

Capital related items including
technology


Vote on tax rate/\$ amount

No state aid

Taxed on net tax capacity

Elections can be held 5 dates
throughout the year

Authority up to 10 years

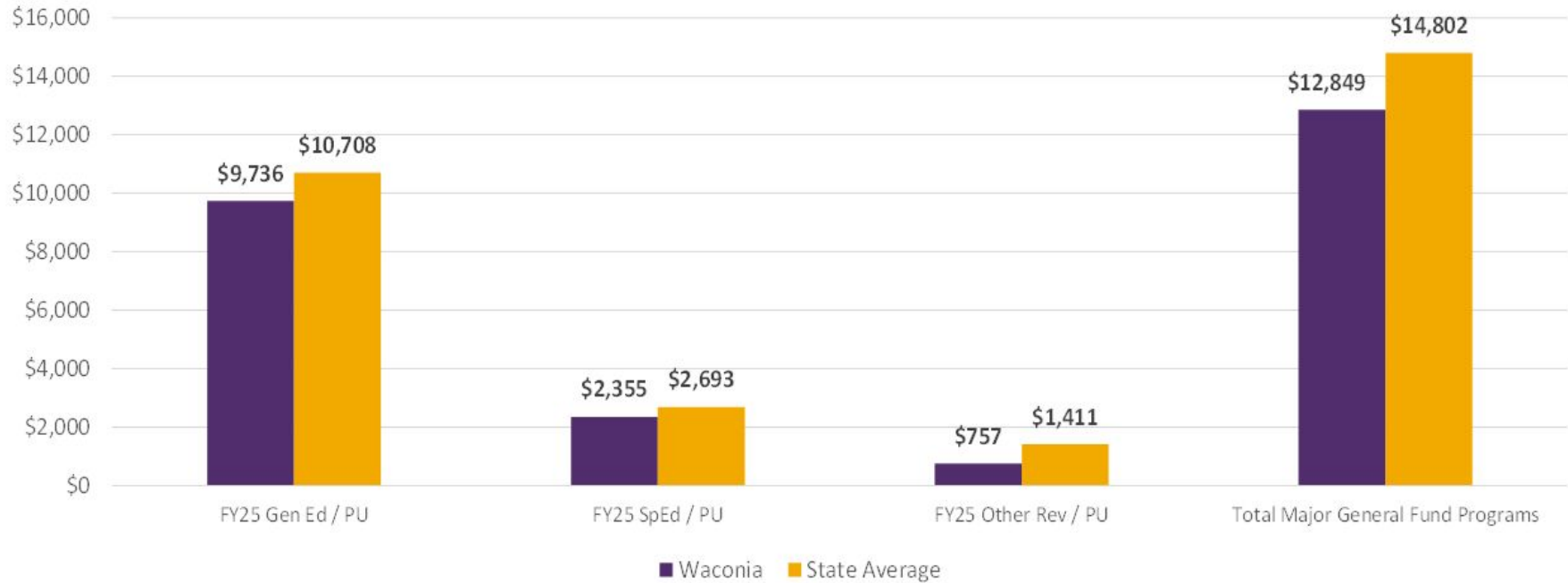


Data Comparisons

Waconia Public Schools General Education Revenue Ranking

- General Education Revenue (No Operating Referendum):
 - Waconia Public Schools rank in the bottom 5% for general education revenue in Minnesota
- Total General Education Revenue (Including Operating Referendum):
 - Waconia's ranking improves, but remains in the bottom 25% of Minnesota school districts

2024-25 Revenue Rankings (Per Pupil)



District Name	FY25 Gen Ed / PU	Rank	FY25 SpEd / PU	Rank	FY25 Other Rev / PU	Rank	Total Major General Fund Programs	Rank
Waconia	\$9,736	249	\$2,355	78	\$757	260	\$12,849	218
State Average	\$10,708		\$2,693		\$1,411		\$14,802	

Source: Schools Advocating for Fair Funding

Rank is listed for each category out of 329 districts that were ranked.

2024-25 General Education Revenue Comparison to State Average (Per Pupil Unit)

Revenue Category	State Average	State Avg %	Waconia	Waconia %
Basic	\$7,281	68.00%	\$7,281	74.78%
Extended Time	\$50	0.47%	\$30	0.31%
Compensatory	\$937	8.75%	\$71	0.73%
EL	\$127	1.19%	\$18	0.18%
Declining Pupil	\$26	0.24%	\$8	0.08%
Small Schools	\$18	0.17%	\$0	0.00%
Sparsity	\$34	0.32%	\$0	0.00%
Transportation Sparsity	\$100	0.93%	\$72	0.74%
Operating Capital	\$229	2.14%	\$216	2.22%
Equity	\$114	1.06%	\$119	1.22%
Gifted & Talented	\$13	0.12%	\$13	0.13%
Transition	\$30	0.28%	\$0	0.00%
Options	\$3	0.02%	\$0	0.00%
Pension Adjustment	\$89	0.83%	\$88	0.90%
LOR	\$663	6.19%	\$724	7.44%
Referendum	\$996	9.30%	\$1,096	11.26%
Total General Education	\$10,708	100.00%	\$9,736	100.00%



Where Do You Live?

The table below shows the annual cost for a residential or business taxpayer in a \$300,000 home or business to generate \$2,929 per pupil in school operating revenue for their local school.

School District	Annual Taxpayer Cost for the Same Levy Amount
Cook County	\$338
Eden Prairie	\$338
Northland	\$353
Hopkins	\$442
St. Louis Park	\$479
Richfield	\$561
West St. Paul	\$562

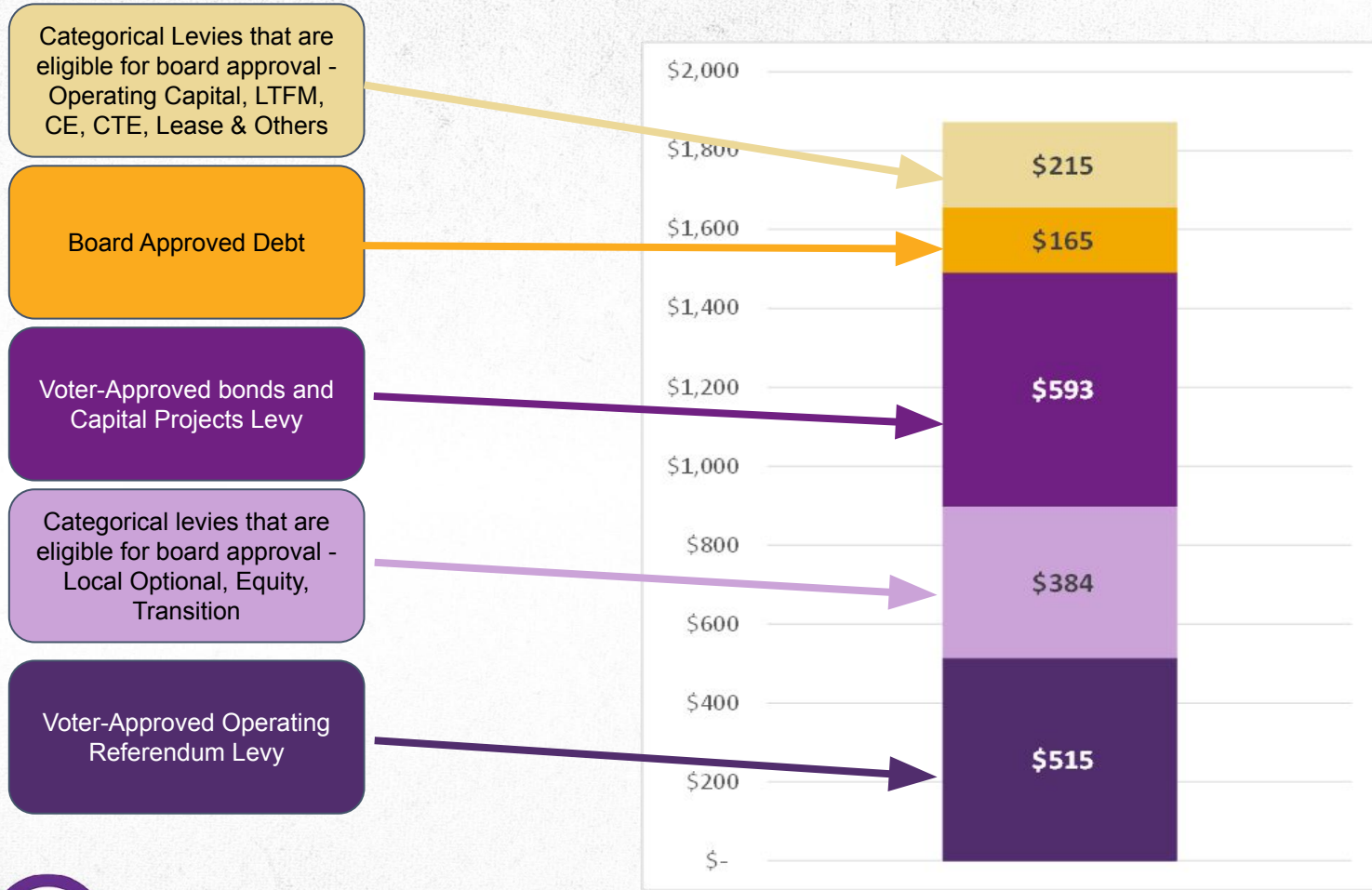
School District	Annual Taxpayer Cost for the Same Levy Amount
Bloomington	\$573
Orono	\$581
Eastern Carver County	\$752
Central	\$809
Shakopee	\$915
Waconia	\$1,027

*Source: Schools Advocating for Fair Funding
Data for property taxes paid in 2024 for school funding in the 2024-25 school year*

Pay 2025 School Taxes

Waconia Public School District

Estimated Pay 2025 Total School Taxes for Residential Homestead
Home Value = \$450,000



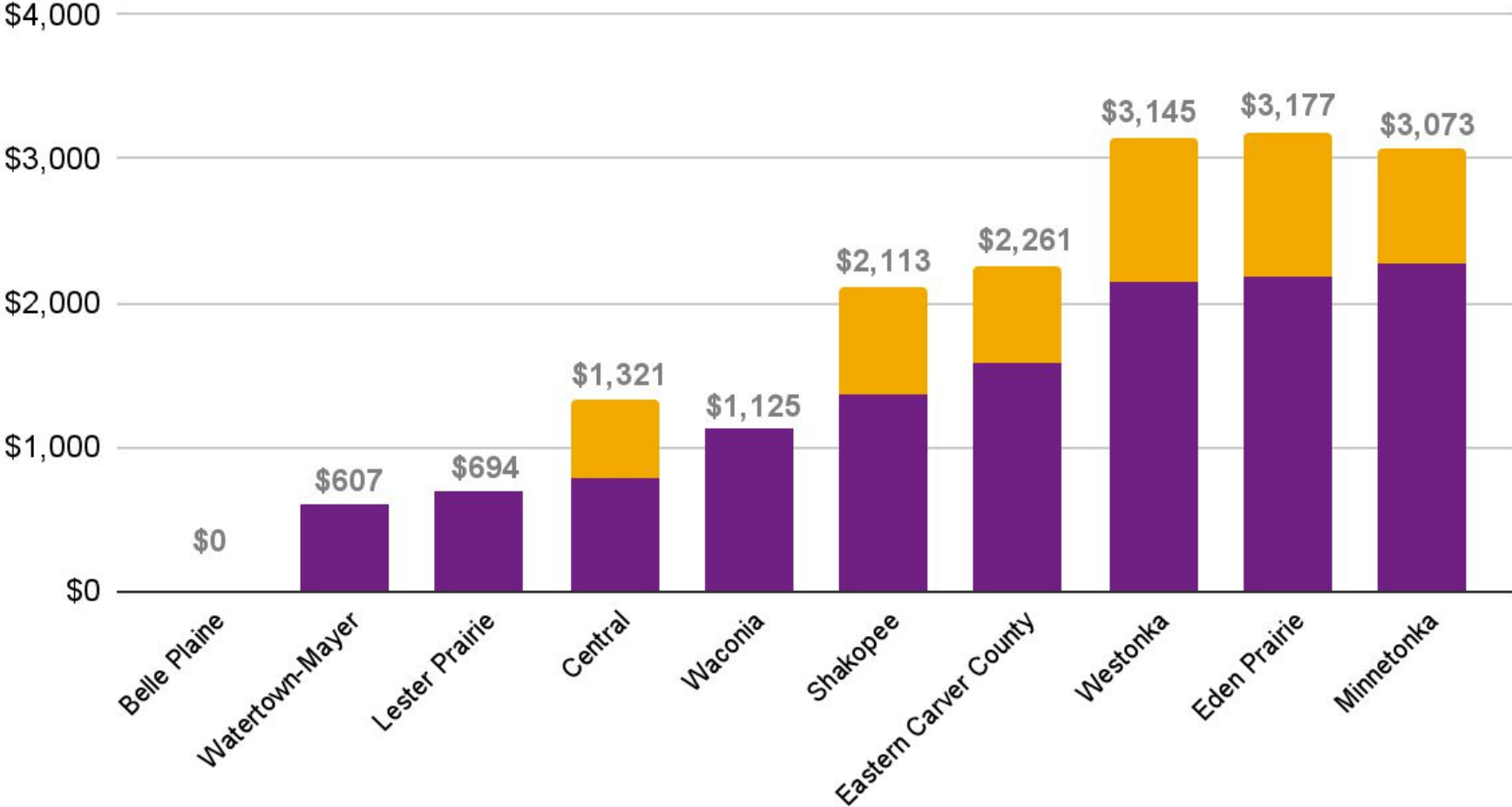
Waconia Public Schools Residential Homestead School Tax Trend



Description	Pay 2018	Pay 2019	Pay 2020	Pay 2021	Pay 2022	Pay 2023	Pay 2024	Est. Pay 2025
Home Value*	\$ 311,200	\$ 320,500	\$ 330,100	\$ 340,000	\$ 350,200	\$ 420,200	\$ 441,200	\$ 450,000
Voter-Approved Operating Referendum	\$ -	\$ 281	\$ 252	\$ 468	\$ 472	\$ 511	\$ 490	\$ 515
Board Approved RMV Levy	\$ 369	\$ 380	\$ 370	\$ 360	\$ 362	\$ 345	\$ 361	\$ 384
Voter Approved Bonds and Capital Projects	\$ 694	\$ 755	\$ 740	\$ 734	\$ 743	\$ 696	\$ 698	\$ 593
Board Approved Debt	\$ 142	\$ 141	\$ 141	\$ 159	\$ 145	\$ 136	\$ 133	\$ 165
Board Approved NTC Levy	\$ 175	\$ 159	\$ 160	\$ 186	\$ 189	\$ 183	\$ 216	\$ 215
Total School Taxes	\$ 1,380	\$ 1,715	\$ 1,663	\$ 1,907	\$ 1,911	\$ 1,871	\$ 1,898	\$ 1,871

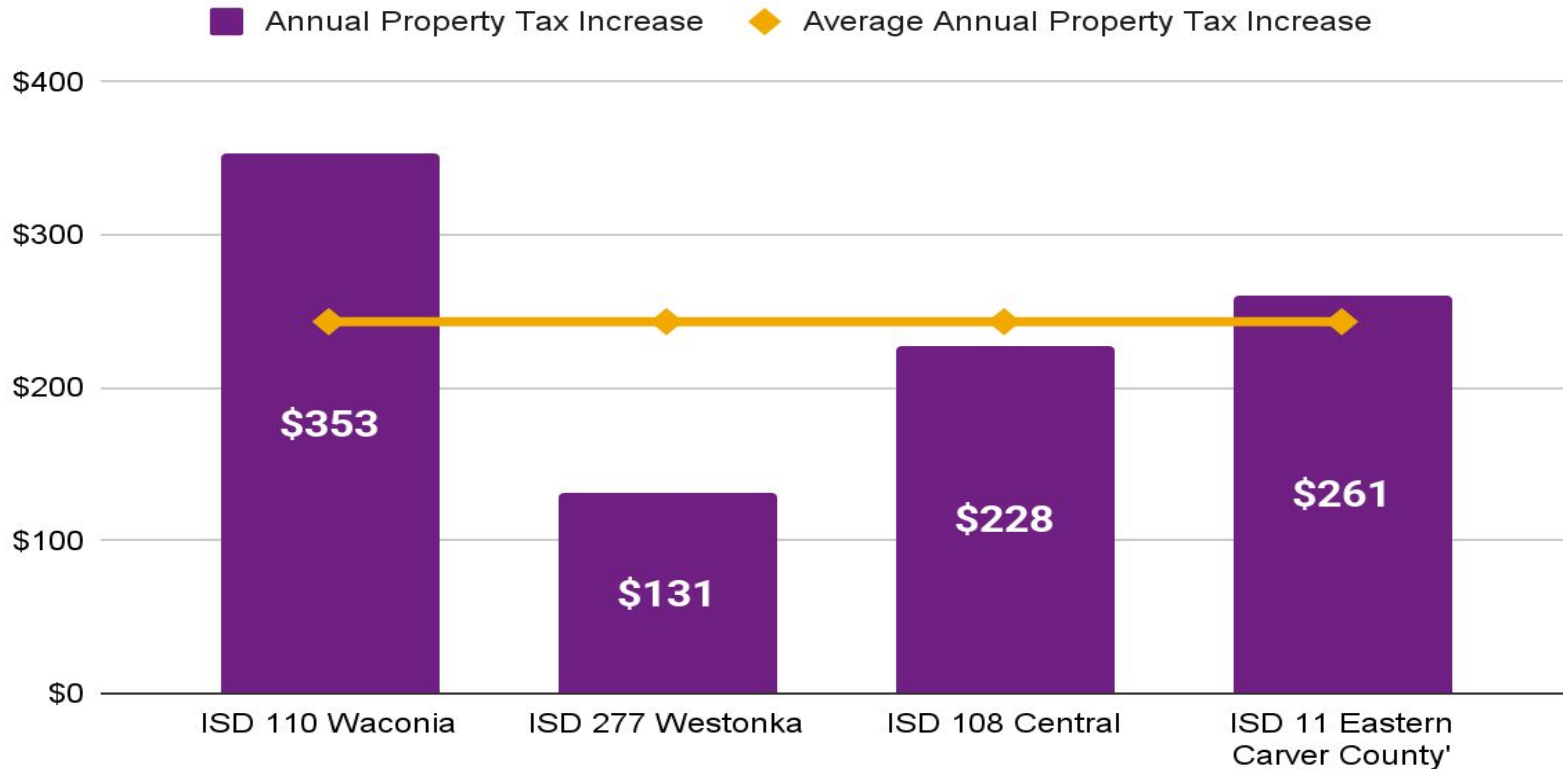
FY26 Operating Referendum & Capital Projects Levy Comparison

Capital Projects Levy Operating Referendum



Operating Referendum Comparison

Tax Impact Analysis for a \$450,000 home assuming a \$750 Operating Referendum Increase per APU



Operating Referendum & Capital Projects Levy

Tax Impact - ISD 110

ISD 110, Waconia Public Schools

Date: 02/26/2025

Tax Impact Analysis - Operating Referendum vs. Capital Projects Levy		
Description	Operating Referendum	Capital Projects Levy
Operating Referendum (\$ per APU)	\$750	
APU	4,228	
Revenue	\$3,170,915	\$3,170,915
RMV (Operating) & NTC (Capital Projects) - Prelim Pay 2025	\$4,038,593,300	\$46,919,022
Additional Tax Rate	0.078515%	6.76%

Property Type	Referendum Market Value (RMV)	Estimated Tax Impact			
		Annual	Monthly	Annual	Monthly
Residential Homestead	\$100,000	\$79	\$6.58	\$42	\$3.50
	\$200,000	\$157	\$13.08	\$116	\$9.67
	\$300,000	\$236	\$19.67	\$190	\$15.83
	\$400,000	\$314	\$26.17	\$263	\$21.92
	\$450,000	\$353	\$29.42	\$300	\$25.00
	\$500,000	\$393	\$32.75	\$337	\$28.08
	\$600,000	\$471	\$39.25	\$422	\$35.17
	\$800,000	\$628	\$52.33	\$591	\$49.25
	\$1,000,000	\$785	\$65.42	\$760	\$63.33
\$1,200,000	\$942	\$78.50	\$929	\$77.42	

Commercial / Industrial	\$250,000	\$196	\$16.33	\$287	\$23.92
	\$500,000	\$393	\$32.75	\$625	\$52.08
	\$750,000	\$589	\$49.08	\$963	\$80.25
	\$1,000,000	\$785	\$65.42	\$1,301	\$108.42

**Note: For comparison purposes, the impact of equity revenue was removed.*

Operating Referendum & Capital Projects Levy

Tax Impact - ISD 277

ISD 277, Westonka

Date: 02/26/2025

Tax Impact Analysis - Operating Referendum vs. Capital Projects Levy					
Description		Operating Referendum		Capital Projects Levy	
Operating Referendum (\$ per APU)		\$750			
APU		2,625			
Revenue		\$1,968,900		\$1,968,900	
RMV (Operating) & NTC (Capital Projects) - Prelim Pay 2025		\$6,753,984,450		\$76,792,150	
Additional Tax Rate		0.029152%		2.56%	
Property Type	Referendum Market Value (RMV)	Estimated Tax Impact			
		Annual	Monthly	Annual	Monthly
Residential Homestead	\$100,000	\$29	\$2.42	\$16	\$1.33
	\$200,000	\$58	\$4.83	\$44	\$3.67
	\$300,000	\$87	\$7.25	\$72	\$6.00
	\$400,000	\$117	\$9.75	\$100	\$8.33
	\$450,000	\$131	\$10.92	\$114	\$9.50
	\$500,000	\$146	\$12.17	\$128	\$10.67
	\$600,000	\$175	\$14.58	\$160	\$13.33
	\$800,000	\$233	\$19.42	\$224	\$18.67
	\$1,000,000	\$292	\$24.33	\$288	\$24.00
\$1,200,000	\$350	\$29.17	\$353	\$29.42	

Commercial / Industrial	\$250,000	\$73	\$6.08	\$109	\$9.08
	\$500,000	\$146	\$12.17	\$237	\$19.75
	\$750,000	\$219	\$18.25	\$365	\$30.42
	\$1,000,000	\$292	\$24.33	\$494	\$41.17

Operating Referendum & Capital Projects Levy

Tax Impact - ISD 108

ISD 108, Central

Date: 02/26/2025

Tax Impact Analysis - Operating Referendum vs. Capital Projects Levy					
Description		Operating Referendum		Capital Projects Levy	
Operating Referendum (\$ per APU)		\$750			
APU		790			
Revenue		\$592,320		\$592,320	
RMV (Operating) & NTC (Capital Projects) - Prelim Pay 2025		\$1,169,459,900		\$14,858,106	
Additional Tax Rate		0.050649%		3.99%	
Property Type	Referendum Market Value (RMV)	Estimated Tax Impact			
		Annual	Monthly	Annual	Monthly
Residential Homestead	\$100,000	\$51	\$4.25	\$25	\$2.08
	\$200,000	\$101	\$8.42	\$68	\$5.67
	\$300,000	\$152	\$12.67	\$112	\$9.33
	\$400,000	\$203	\$16.92	\$155	\$12.92
	\$450,000	\$228	\$19.00	\$177	\$14.75
	\$500,000	\$253	\$21.08	\$199	\$16.58
	\$600,000	\$304	\$25.33	\$249	\$20.75
	\$800,000	\$405	\$33.75	\$349	\$29.08
	\$1,000,000	\$506	\$42.17	\$448	\$37.33
	\$1,200,000	\$608	\$50.67	\$548	\$45.67
Commercial / Industrial	\$250,000	\$127	\$10.58	\$169	\$14.08
	\$500,000	\$253	\$21.08	\$369	\$30.75
	\$750,000	\$380	\$31.67	\$568	\$47.33
	\$1,000,000	\$506	\$42.17	\$767	\$63.92

Operating Referendum & Capital Projects Levy

Tax Impact - ISD 112

ISD 112, Eastern Carver County

Date: 02/26/2025

Tax Impact Analysis - Operating Referendum vs. Capital Projects Levy		
Description	Operating Referendum	Capital Projects Levy
Operating Referendum (\$ per APU)	\$750	
APU	9,877	
Revenue	\$7,407,900	\$7,407,900
RMV (Operating) & NTC (Capital Projects) - Prelim Pay 2025	\$12,771,660,800	\$133,889,170
Additional Tax Rate	0.058003%	5.53%

Property Type	Referendum Market Value (RMV)	Estimated Tax Impact			
		Annual	Monthly	Annual	Monthly
Residential Homestead	\$100,000	\$58	\$4.83	\$35	\$2.92
	\$200,000	\$116	\$9.67	\$95	\$7.92
	\$300,000	\$174	\$14.50	\$155	\$12.92
	\$400,000	\$232	\$19.33	\$216	\$18.00
	\$450,000	\$261	\$21.75	\$246	\$20.50
	\$500,000	\$290	\$24.17	\$276	\$23.00
	\$600,000	\$348	\$29.00	\$346	\$28.83
	\$800,000	\$464	\$38.67	\$484	\$40.33
	\$1,000,000	\$580	\$48.33	\$622	\$51.83
	\$1,200,000	\$696	\$58.00	\$761	\$63.42

Commercial / Industrial	\$250,000	\$145	\$12.08	\$235	\$19.58
	\$500,000	\$290	\$24.17	\$512	\$42.67
	\$750,000	\$435	\$36.25	\$788	\$65.67
	\$1,000,000	\$580	\$48.33	\$1,065	\$88.75

Closing Thoughts and Discussion

Quick Write:

- What are three key takeaways you have from this discussion?
- What is one item you wonder about after this discussion?



Opportunity to share





5.B.2. Morris Leatherman Survey

Waconia School District

2025 Residential Study

The Morris Leatherman Company

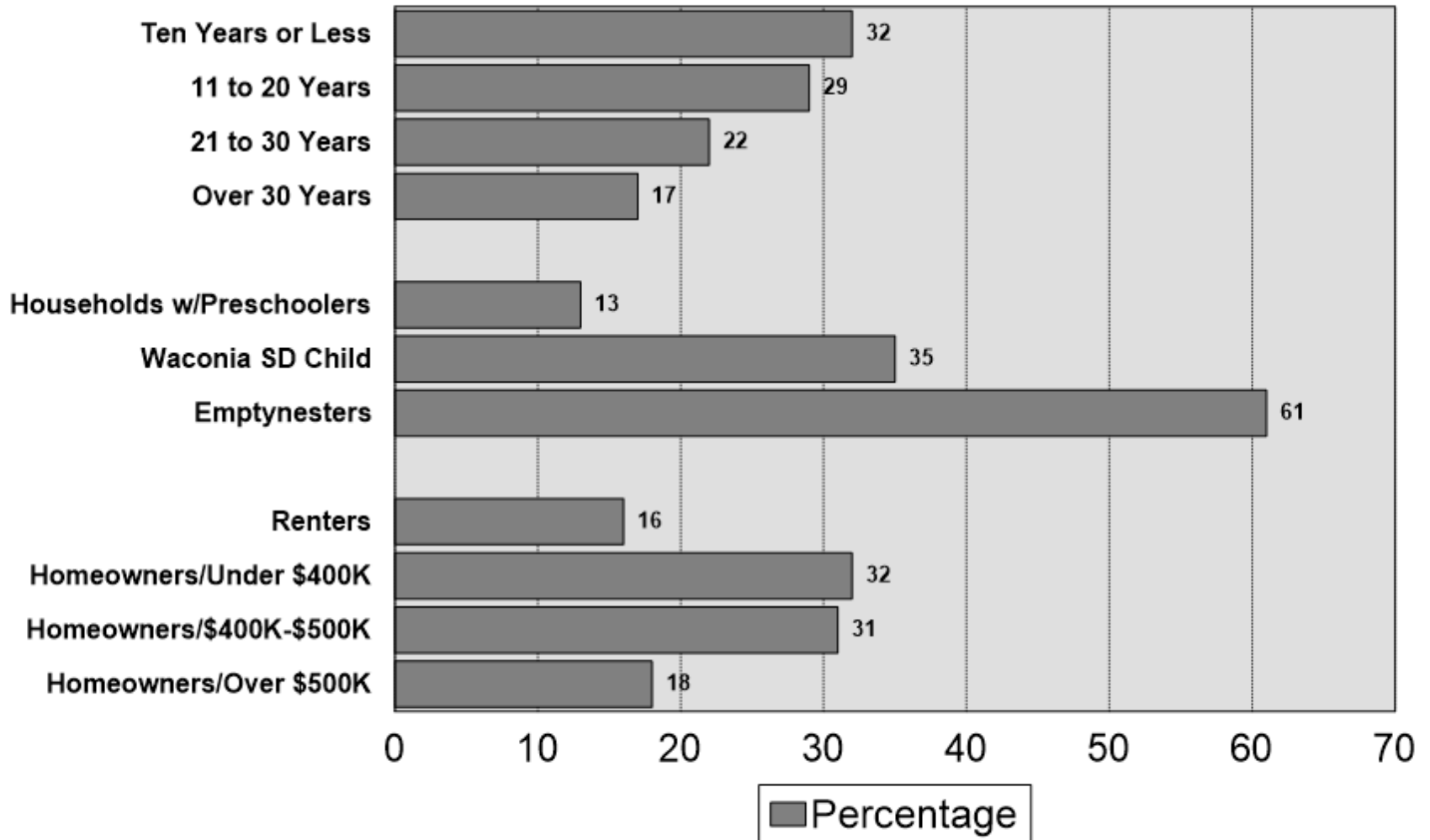
Survey Methodology

2025 Waconia School District

-) 400 random sample of Waconia School District residents.
 - 5 Results projectable within +/-5.0% in 95 out of 100 cases
-) Average interview time of 11 minutes
-) Non-response level of 5.5%
-) Telephone interviews conducted between March 18th and April 1st, 2025
-) Cellphone only households: 57%
-) Landline only households: 10%
-) Both landline and cellphone households: 33%

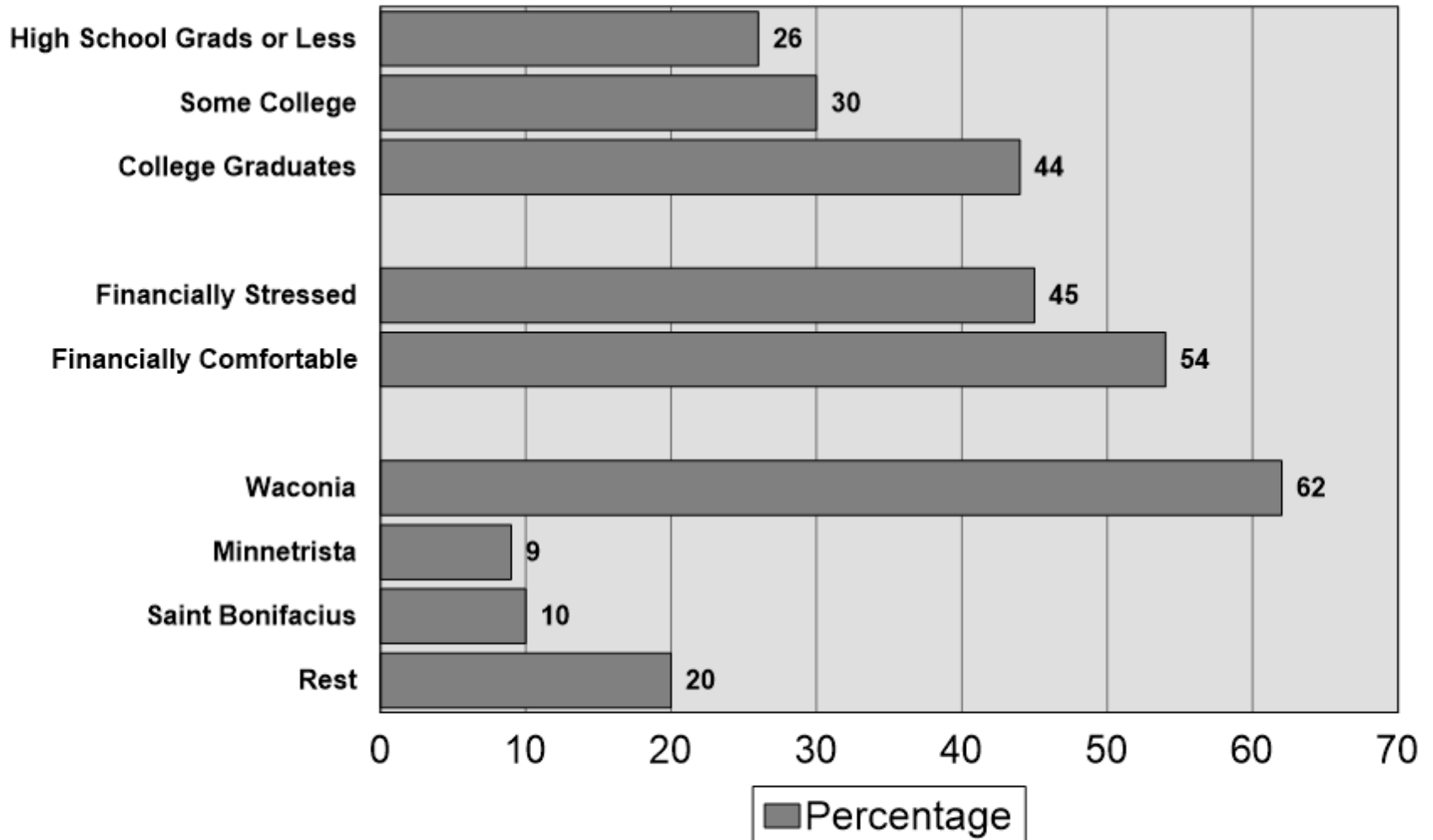
Demographics I

2025 Waconia School District



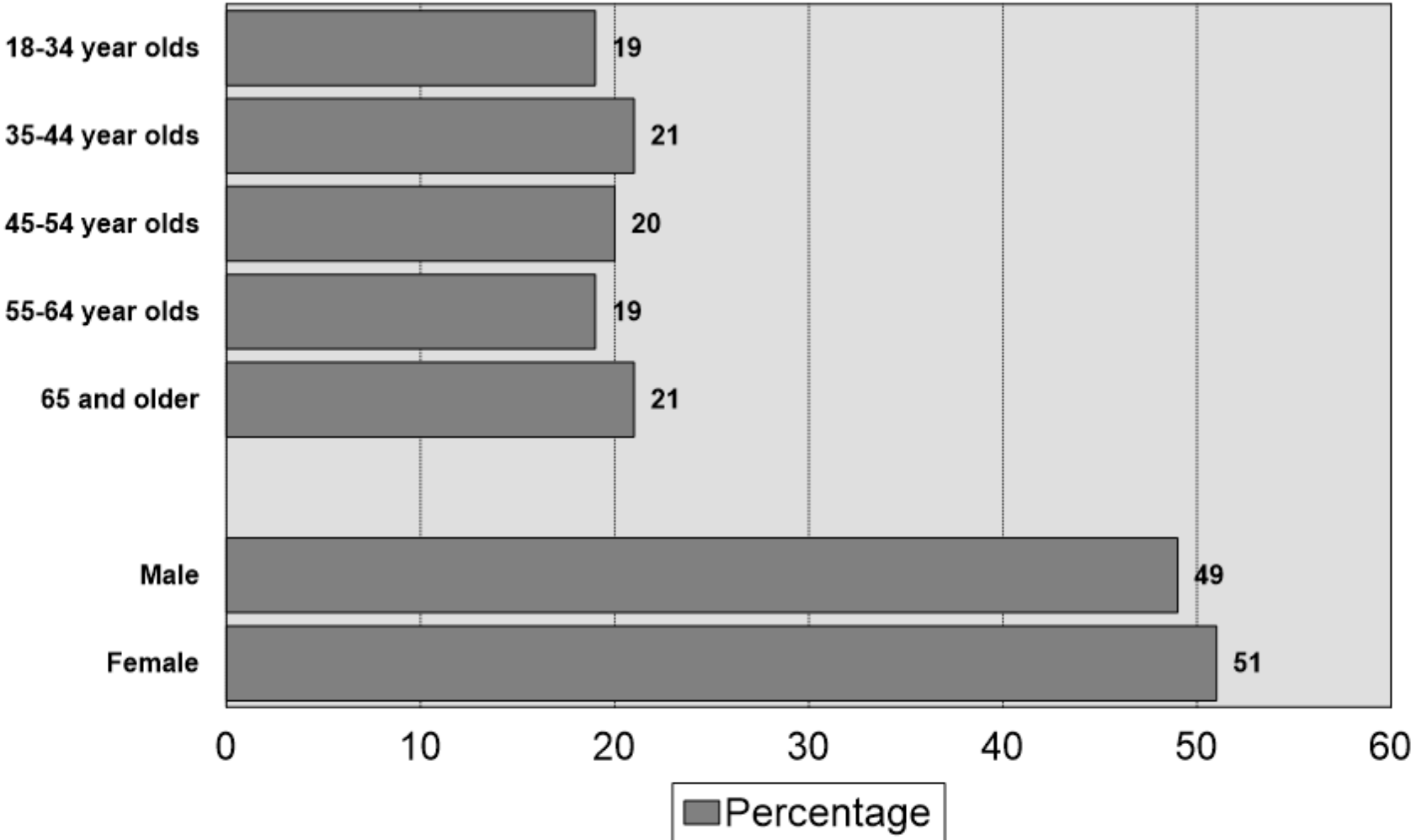
Demographics II

2025 Waconia School District



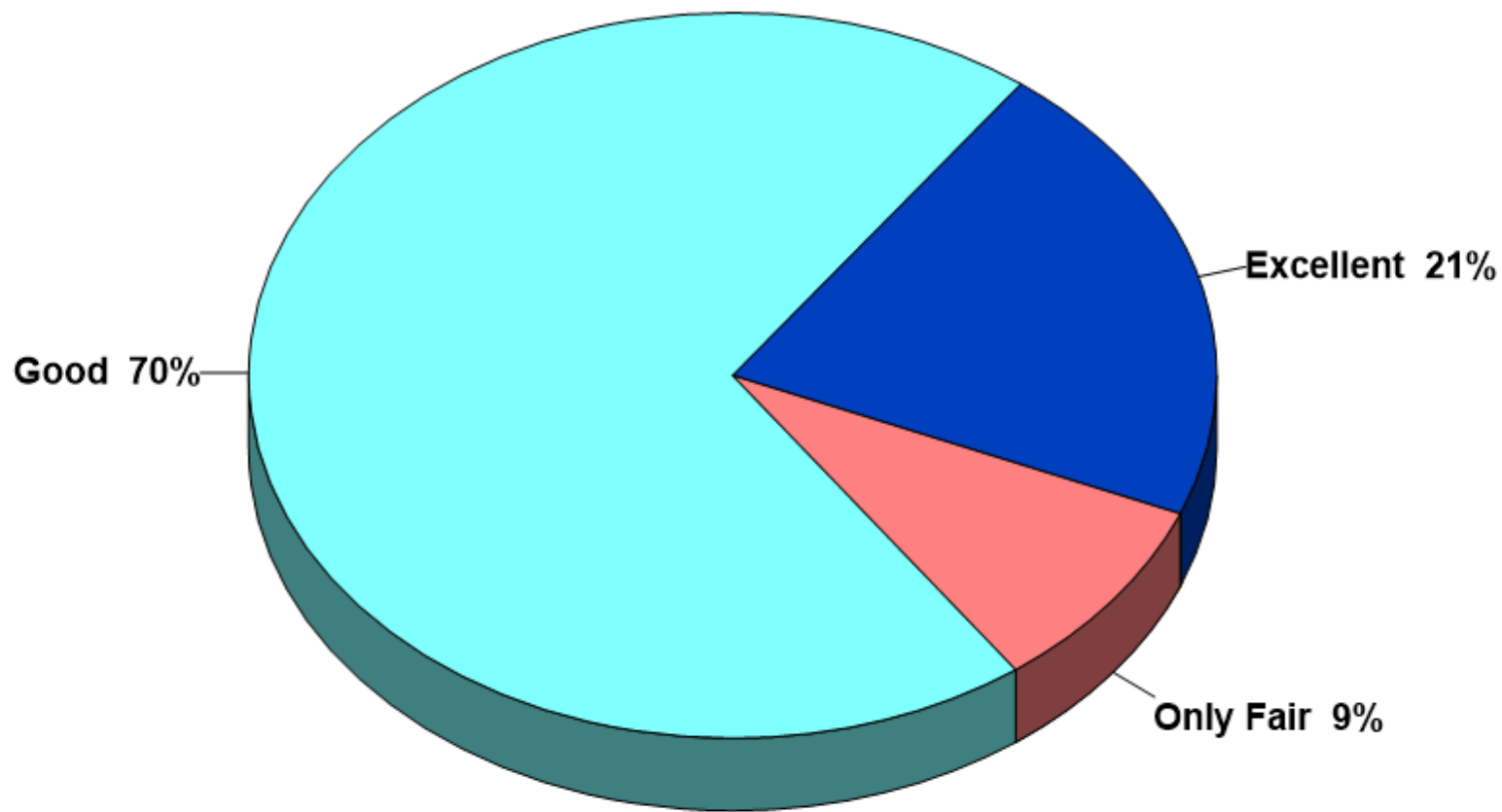
Demographics III

2025 Waconia School District



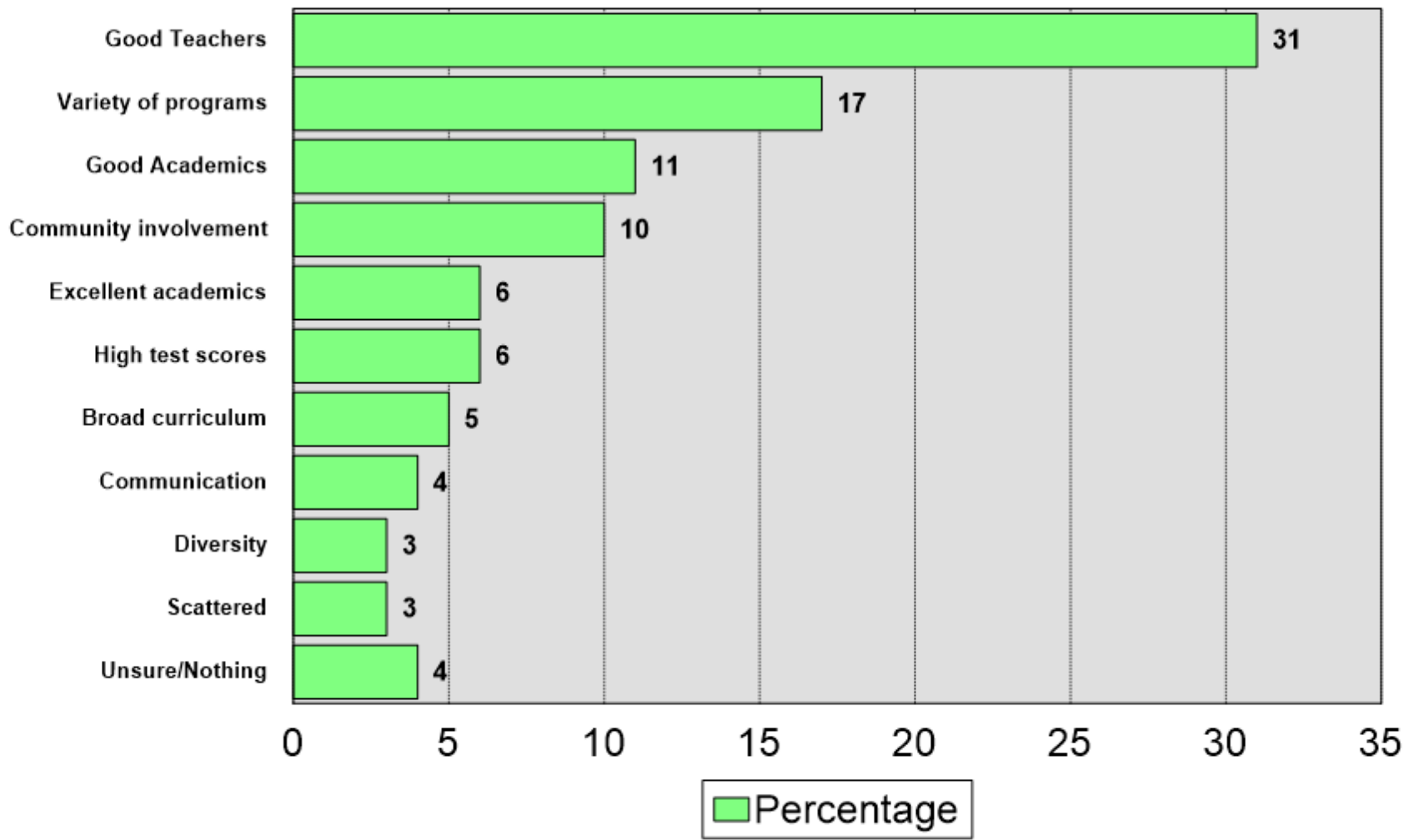
Quality of Education

2025 Waconia School District



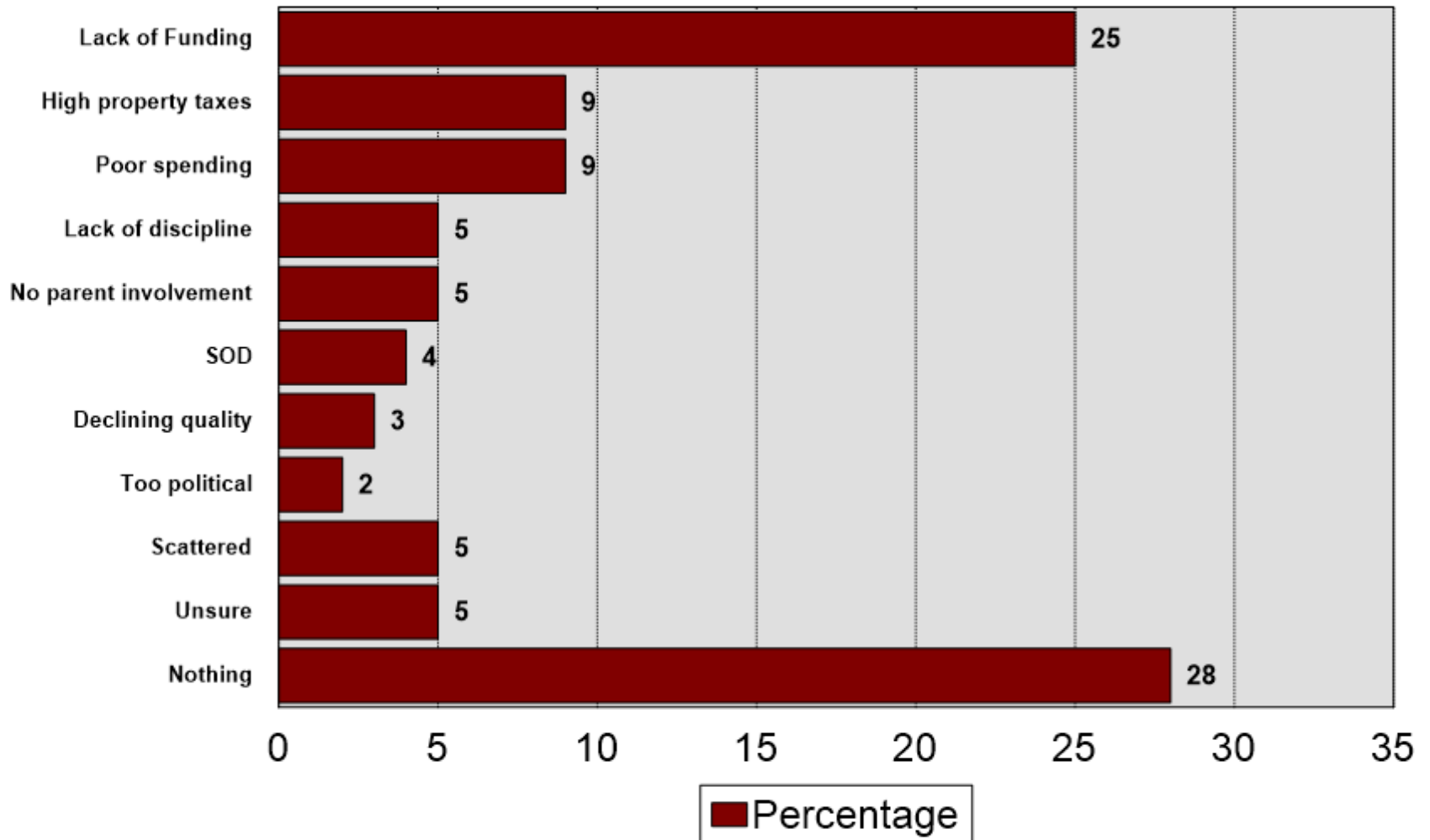
Like Most

2025 Waconia School District



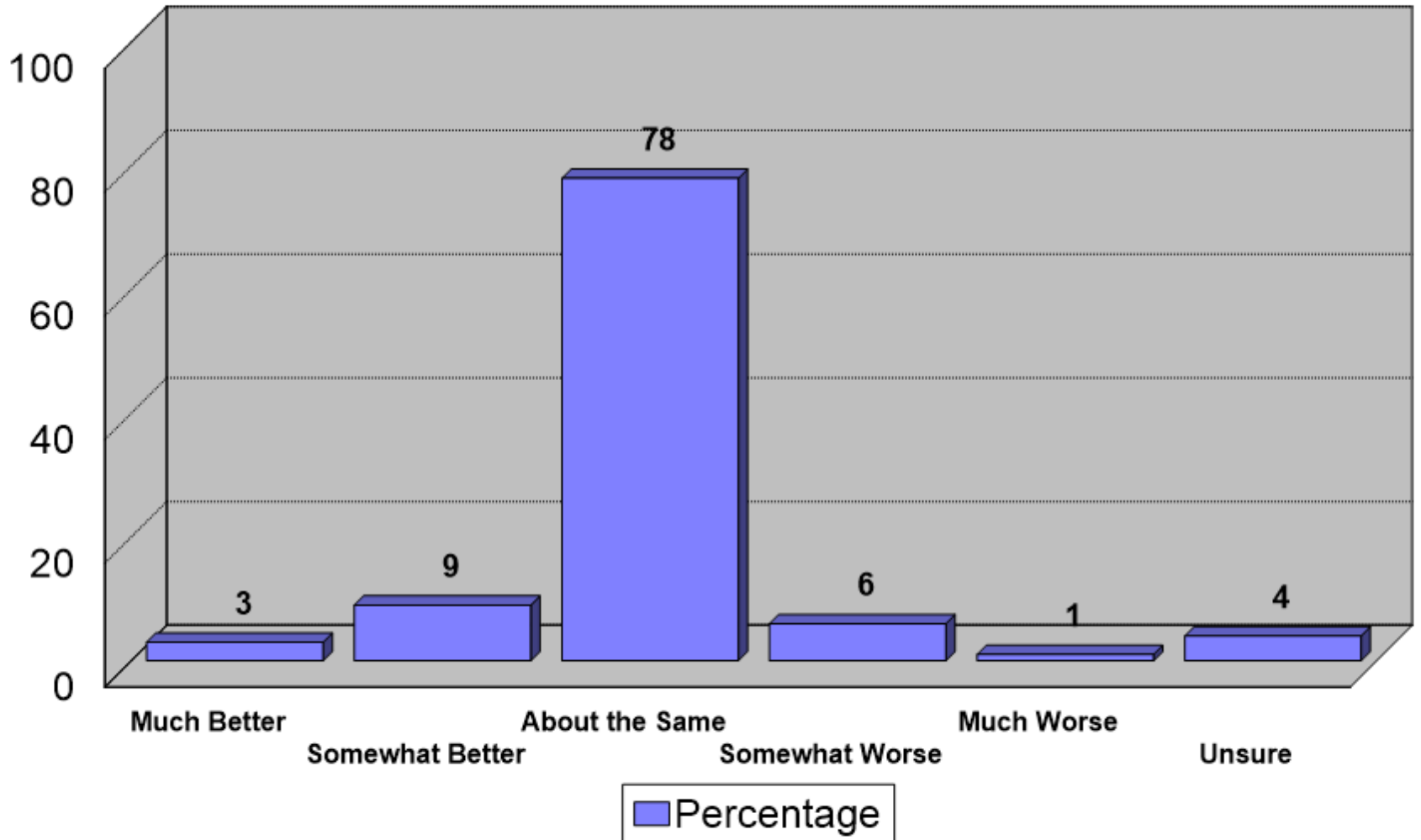
Most Serious Issue

2025 Waconia School District



Quality Compared to Four Years Ago

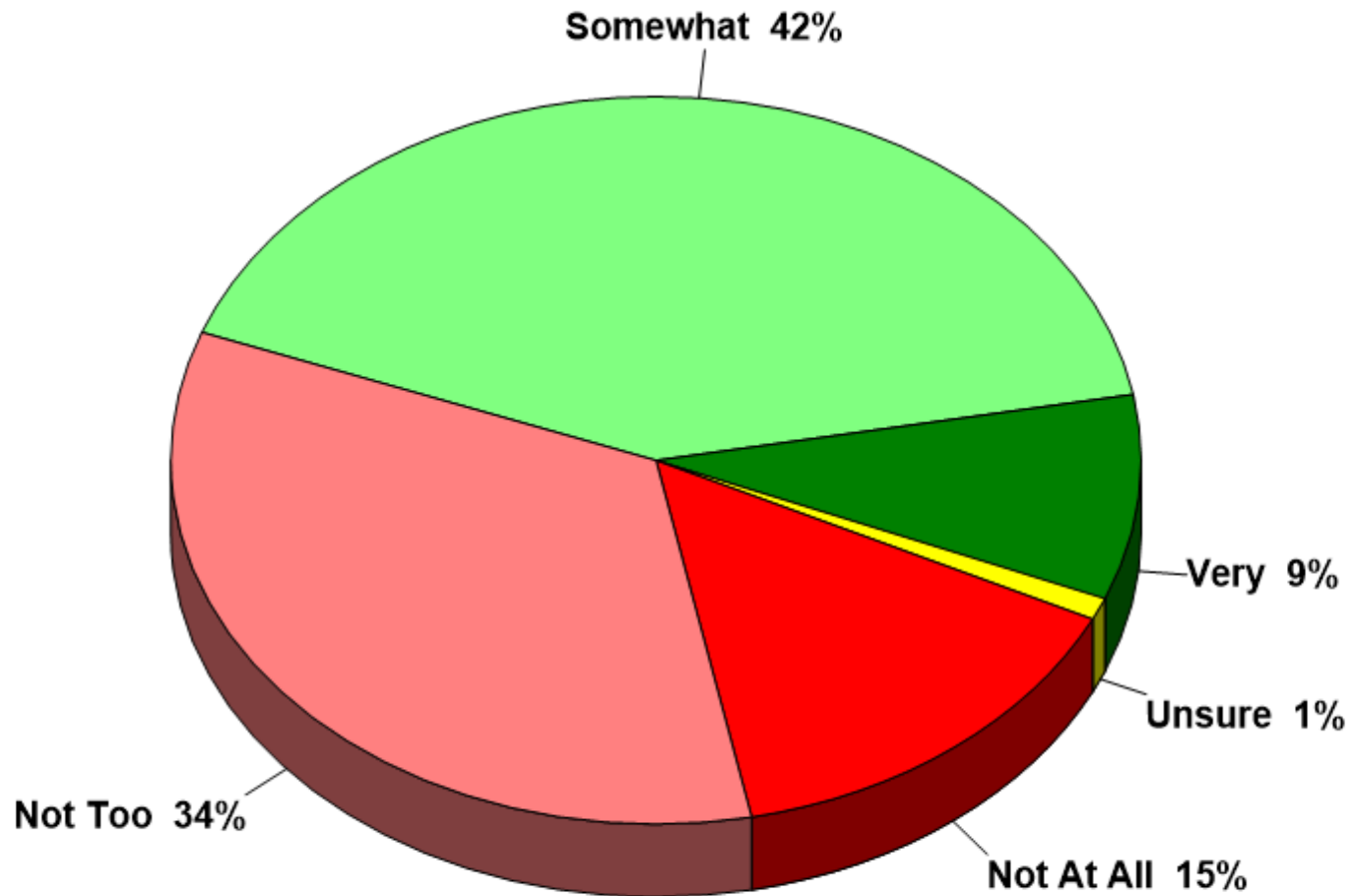
2025 Waconia School District



Morris Leatherman Company

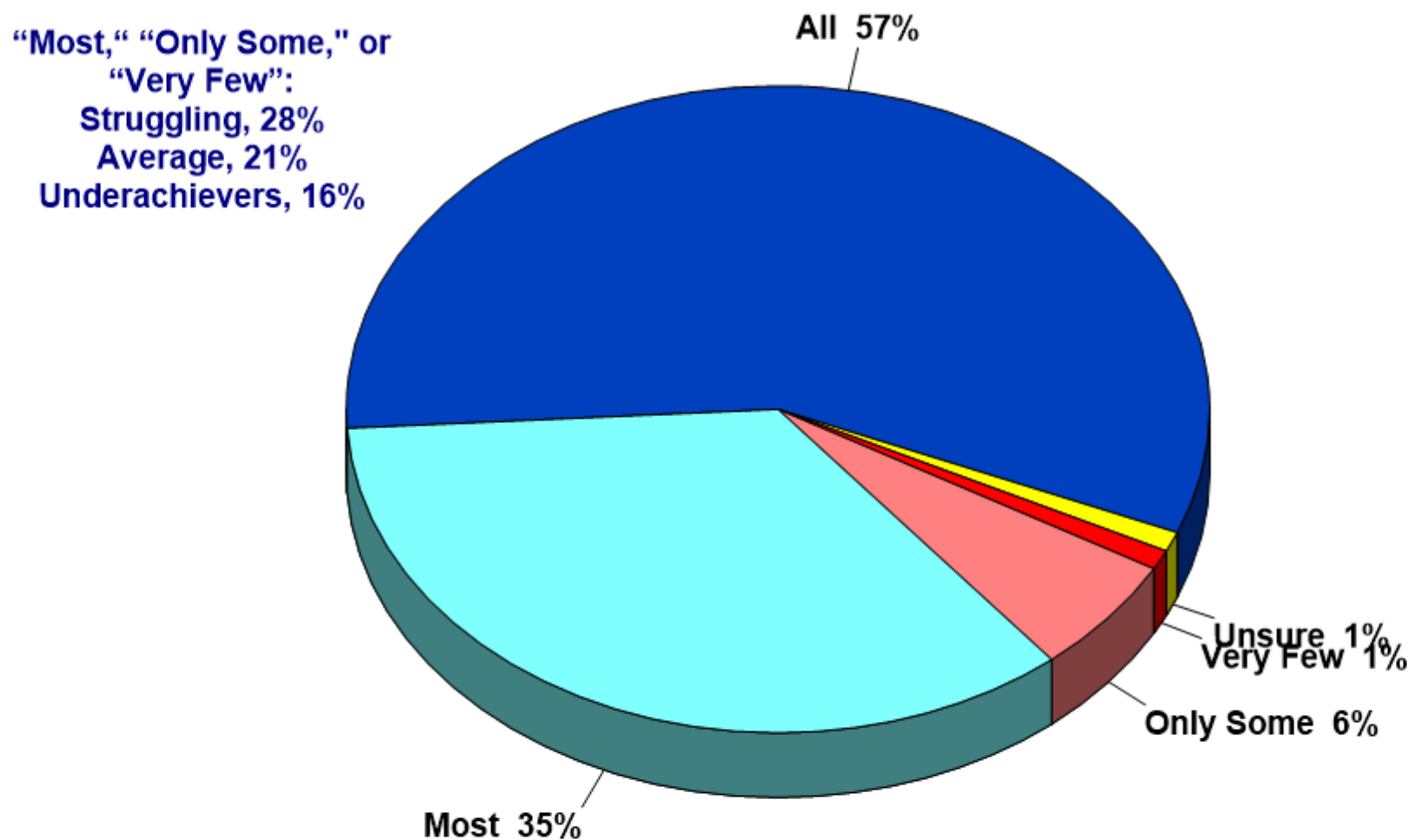
Concern about Learning Loss

2025 Waconia School District



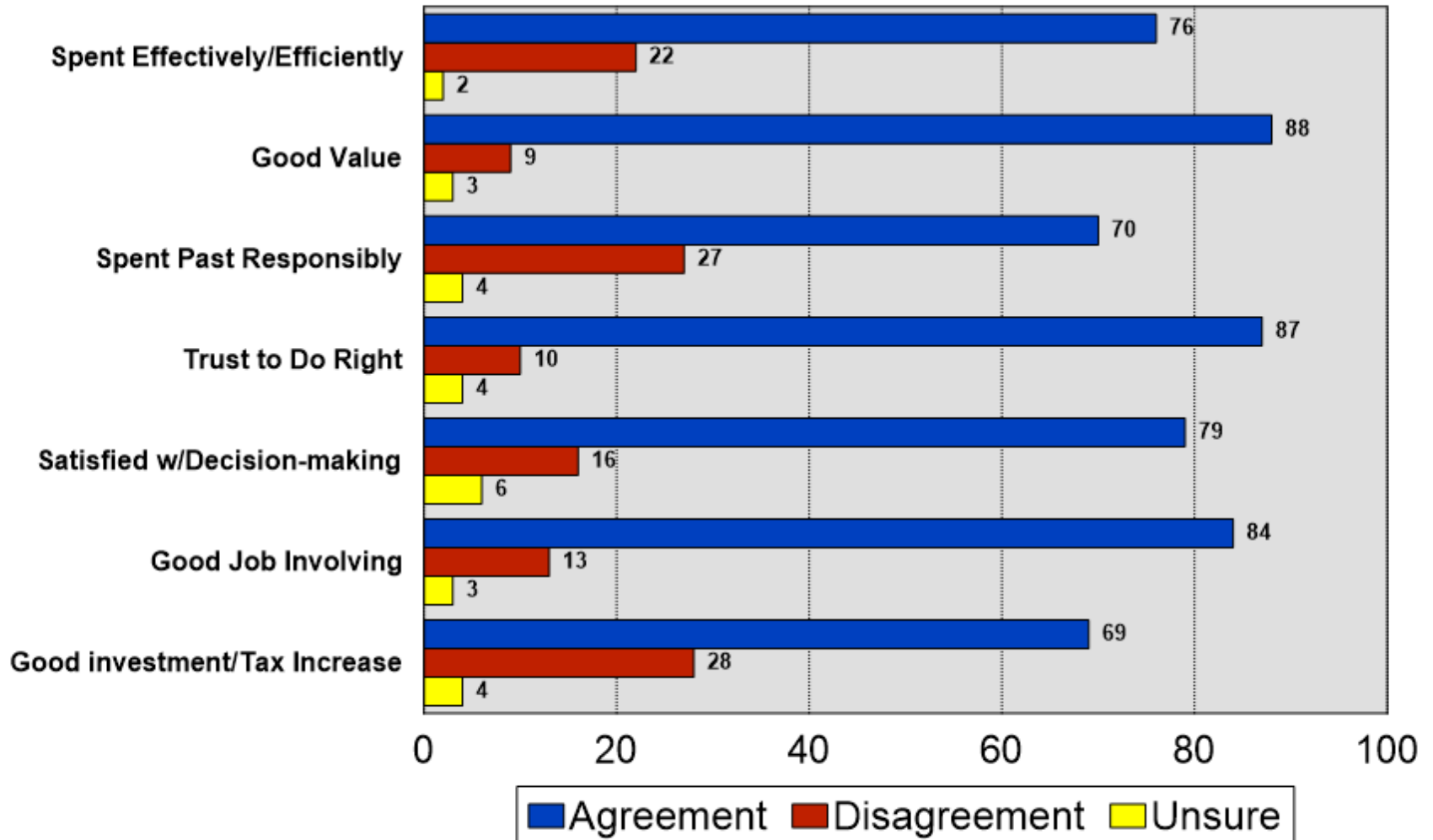
Meet the Learning Needs of....

2025 Waconia School District



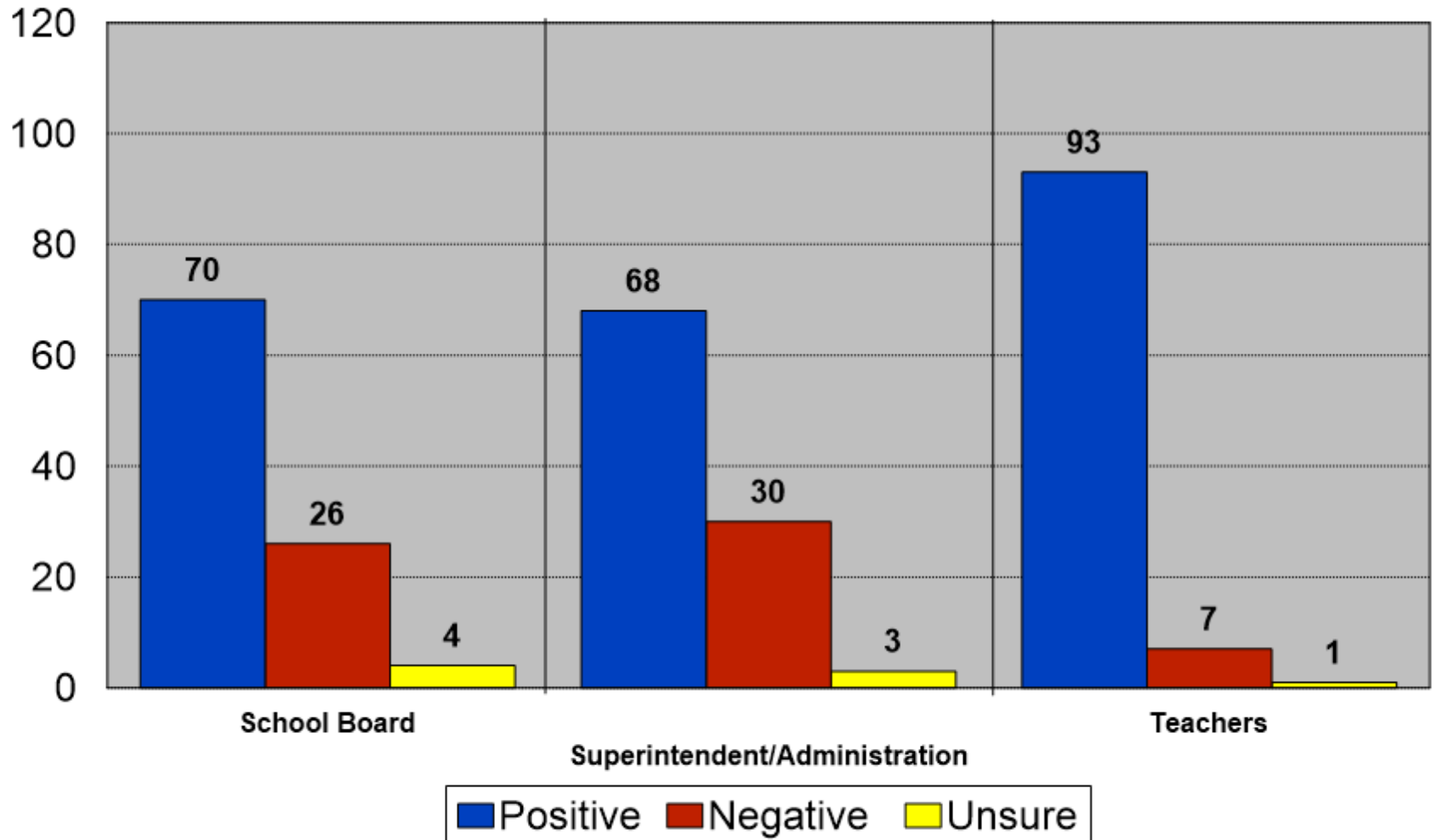
Specific School District Perceptions

2025 Waconia School District



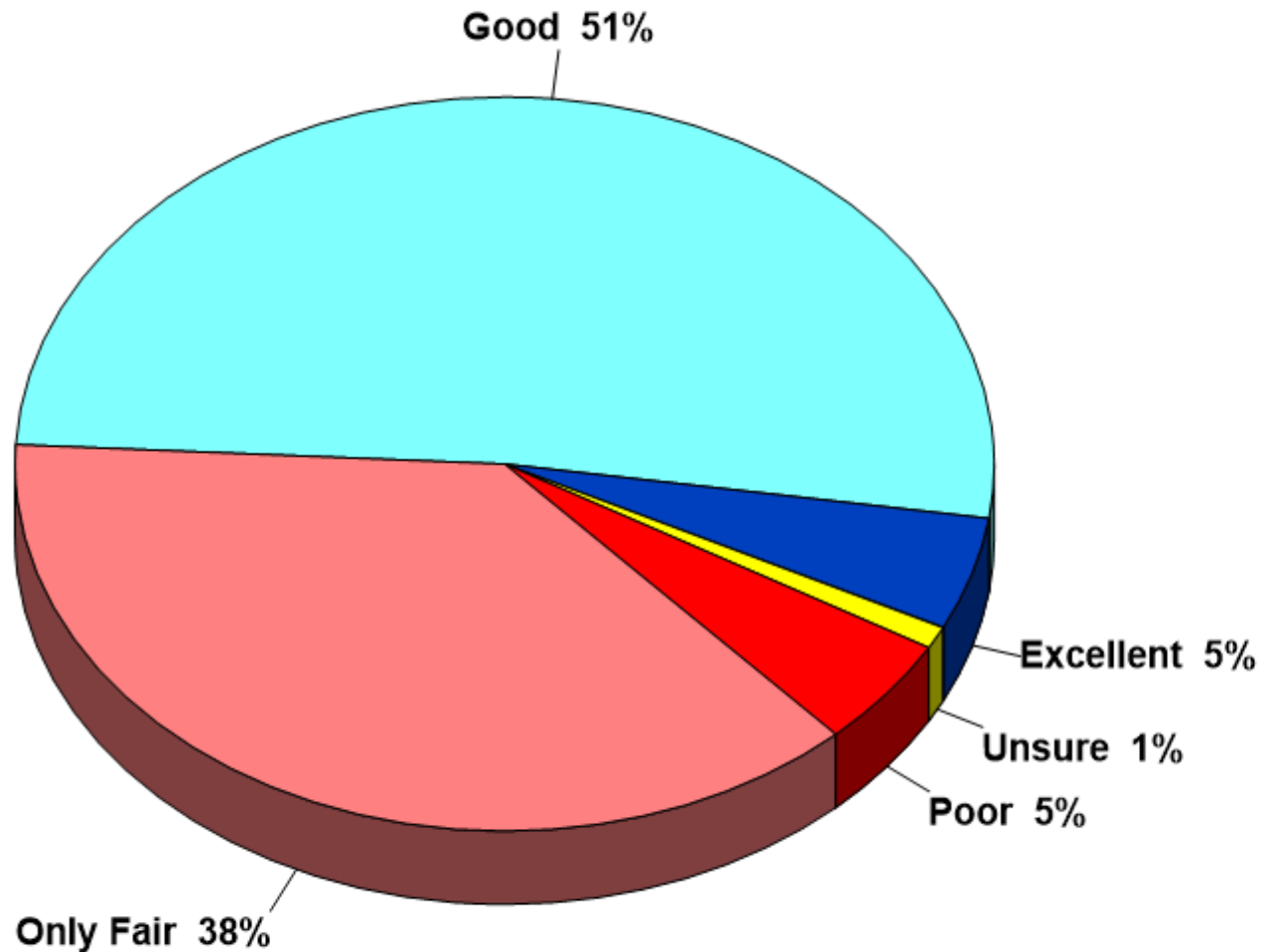
Job Performance Ratings

2025 Waconia School District



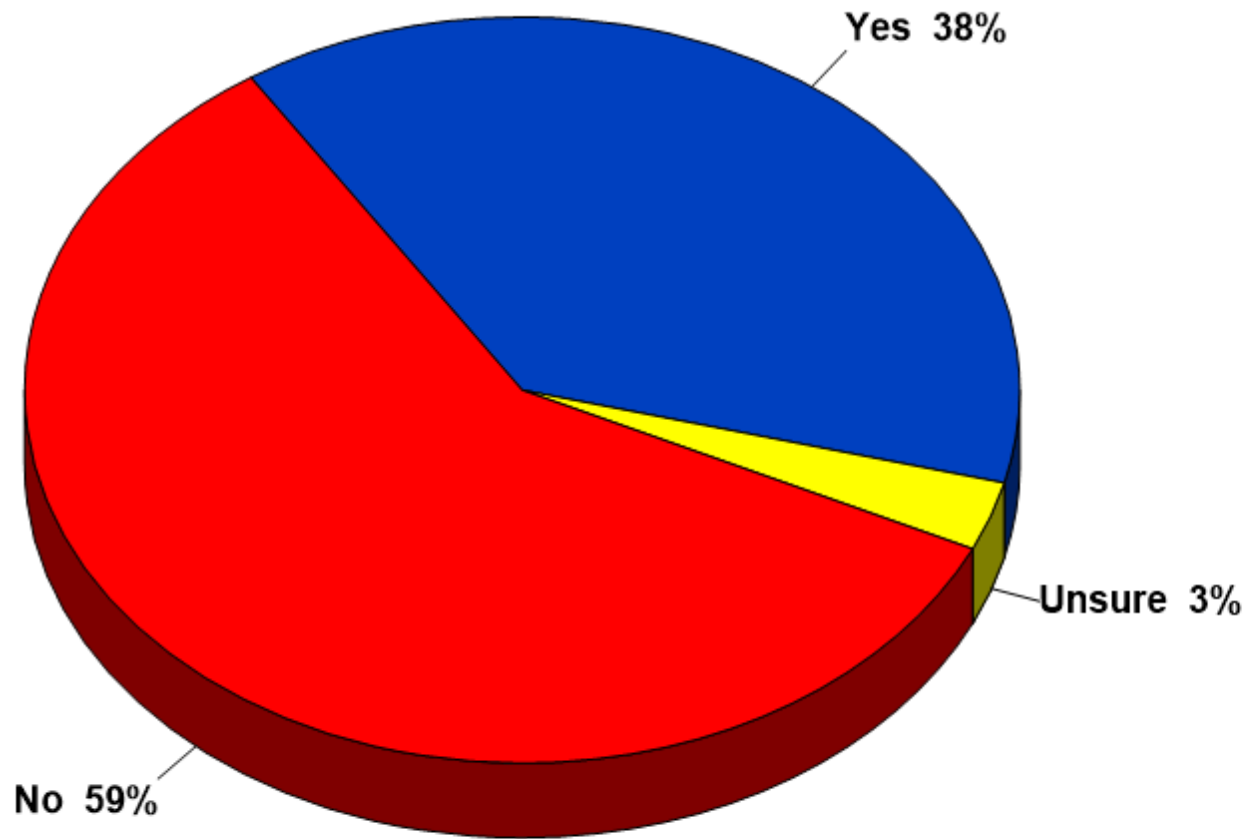
Financial Management

2025 Waconia School District



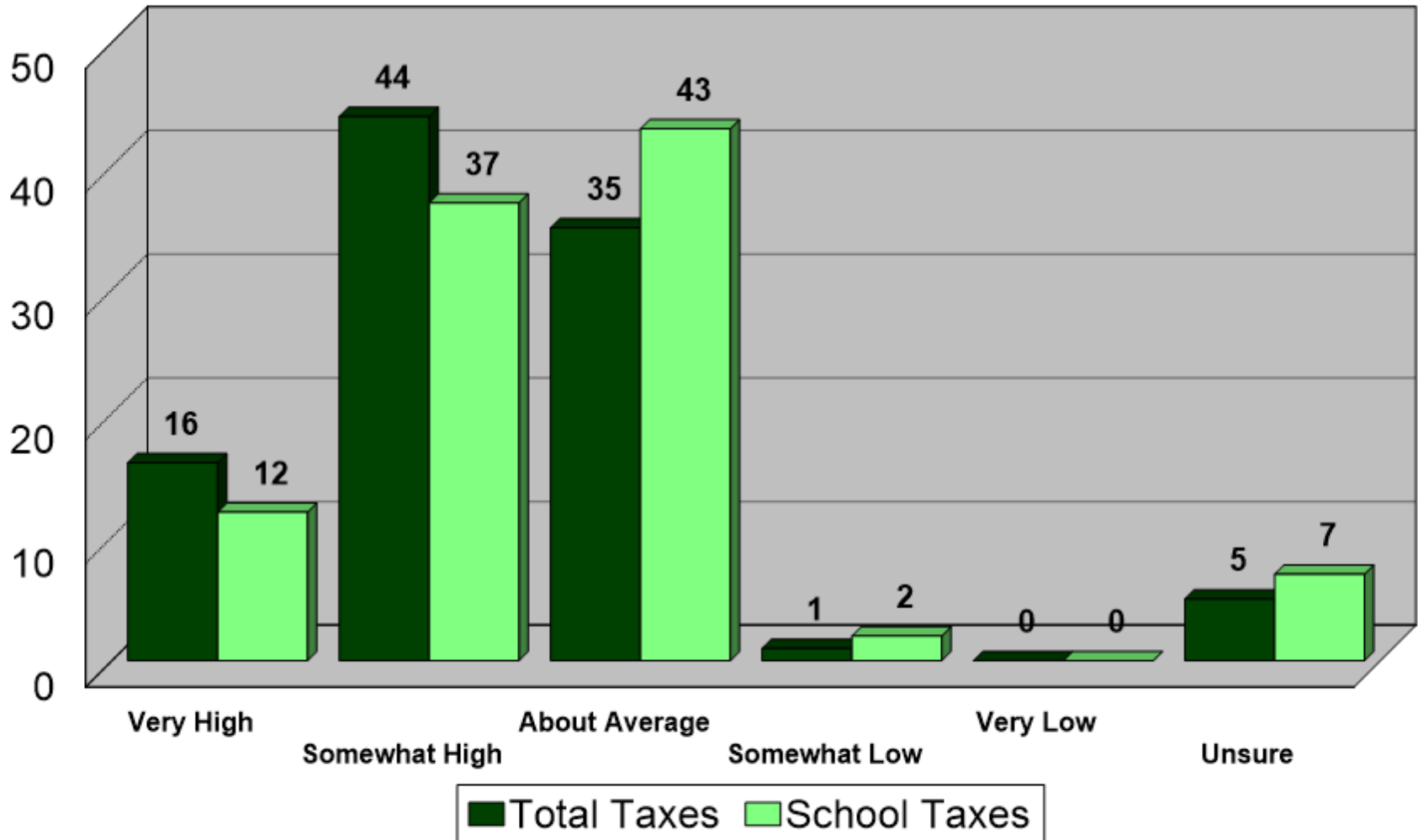
District Adequately Funded

2025 Waconia School District



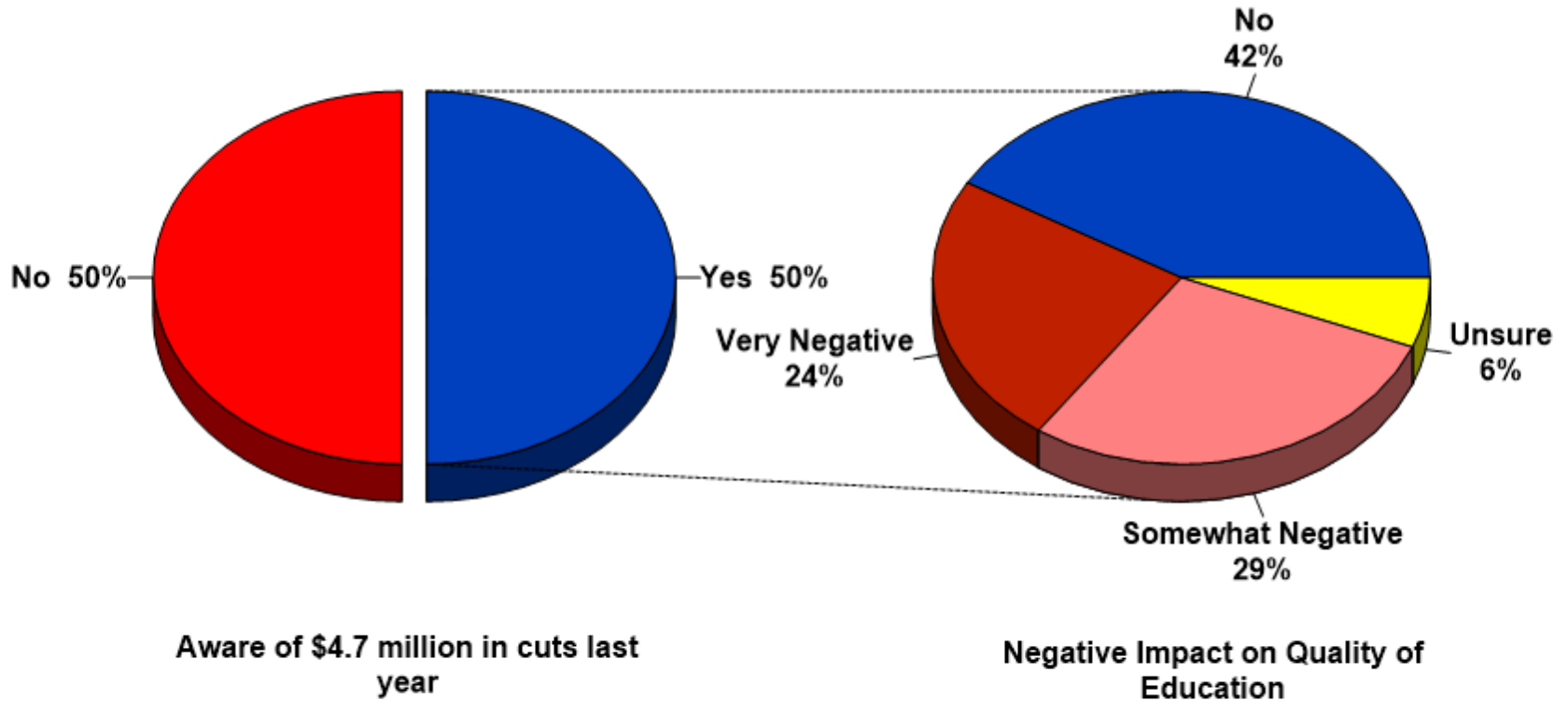
Property Tax Comparisons

2025 Waconia School District



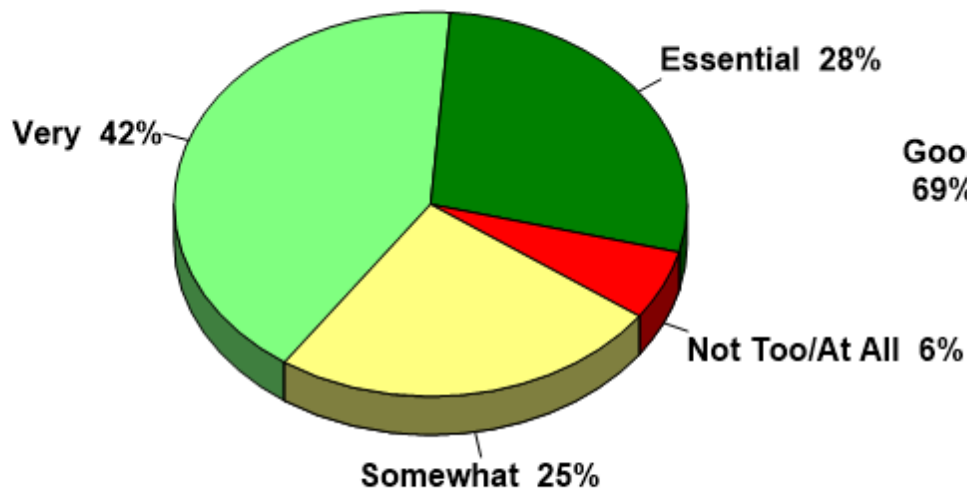
Budget Cuts

2025 Waconia School District

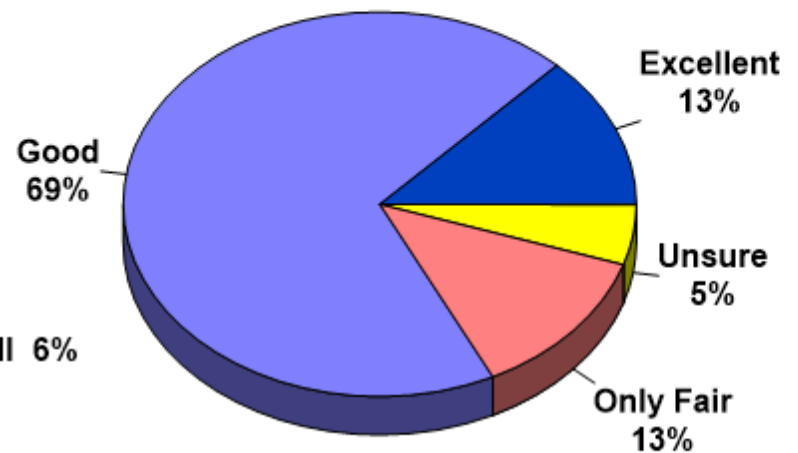


Technology

2025 Waconia School District



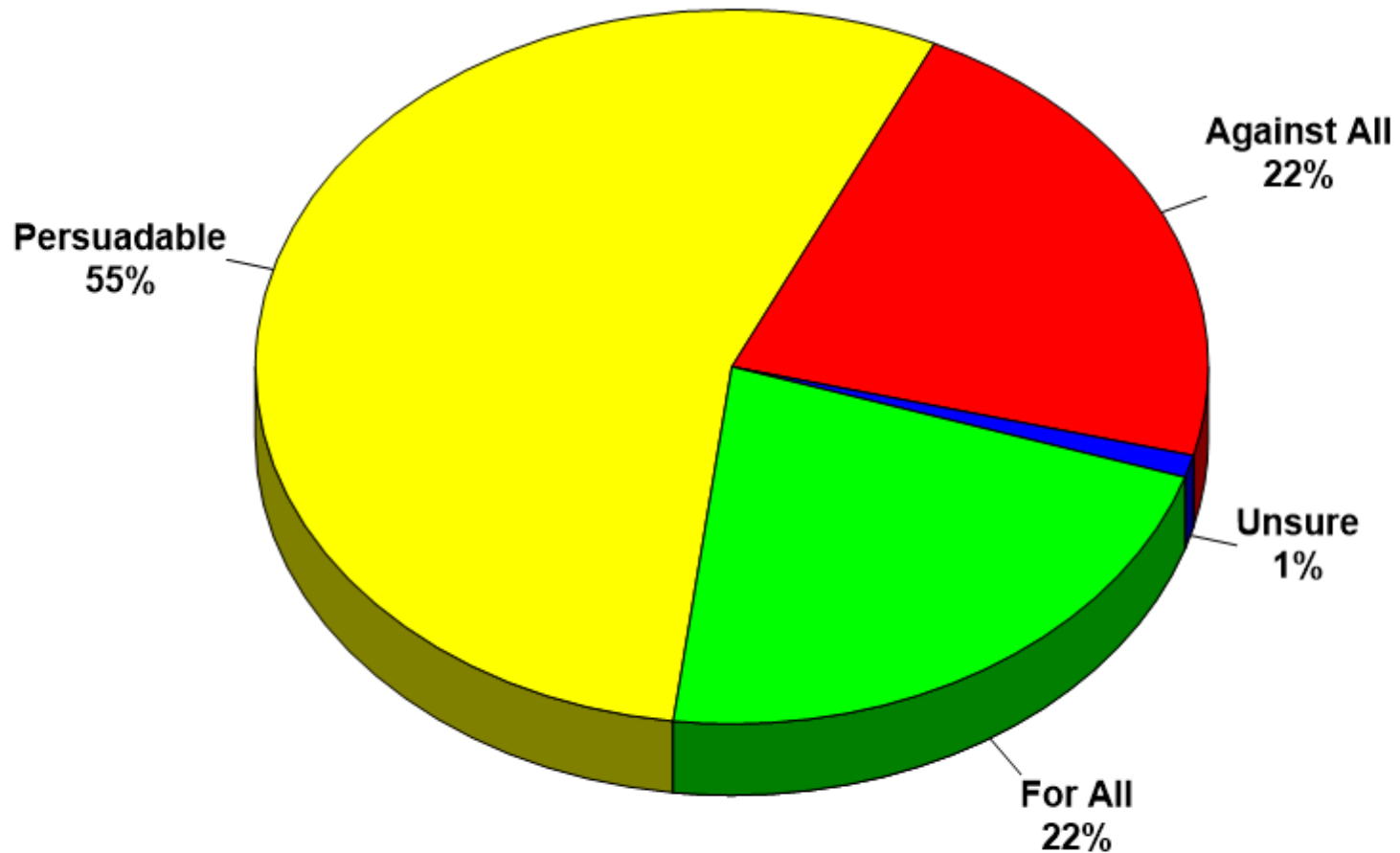
Importance of the ability to use computers and other technology



Rating of the quality and access to technology in Waconia SD

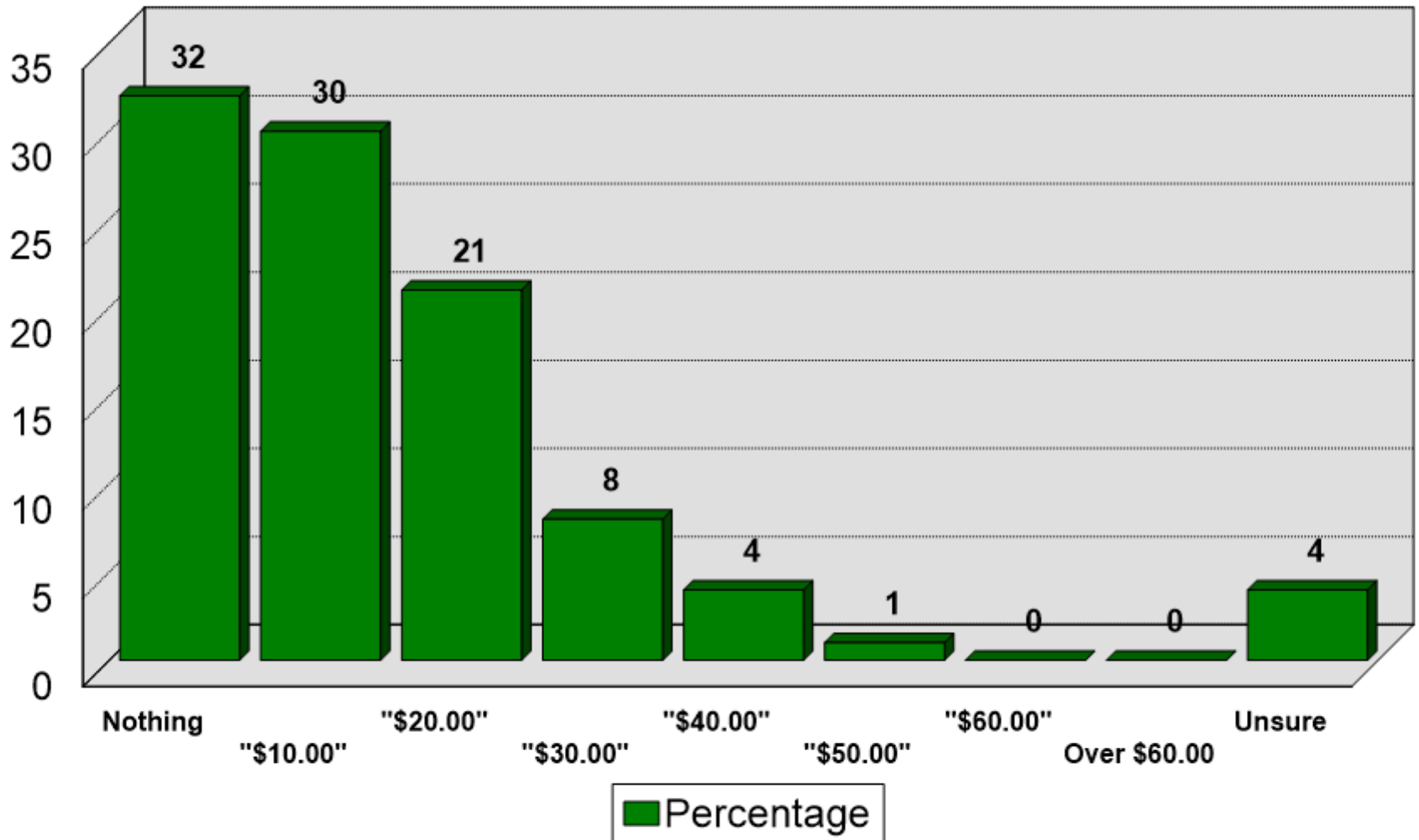
Referendum Predisposition

2025 Waconia School District



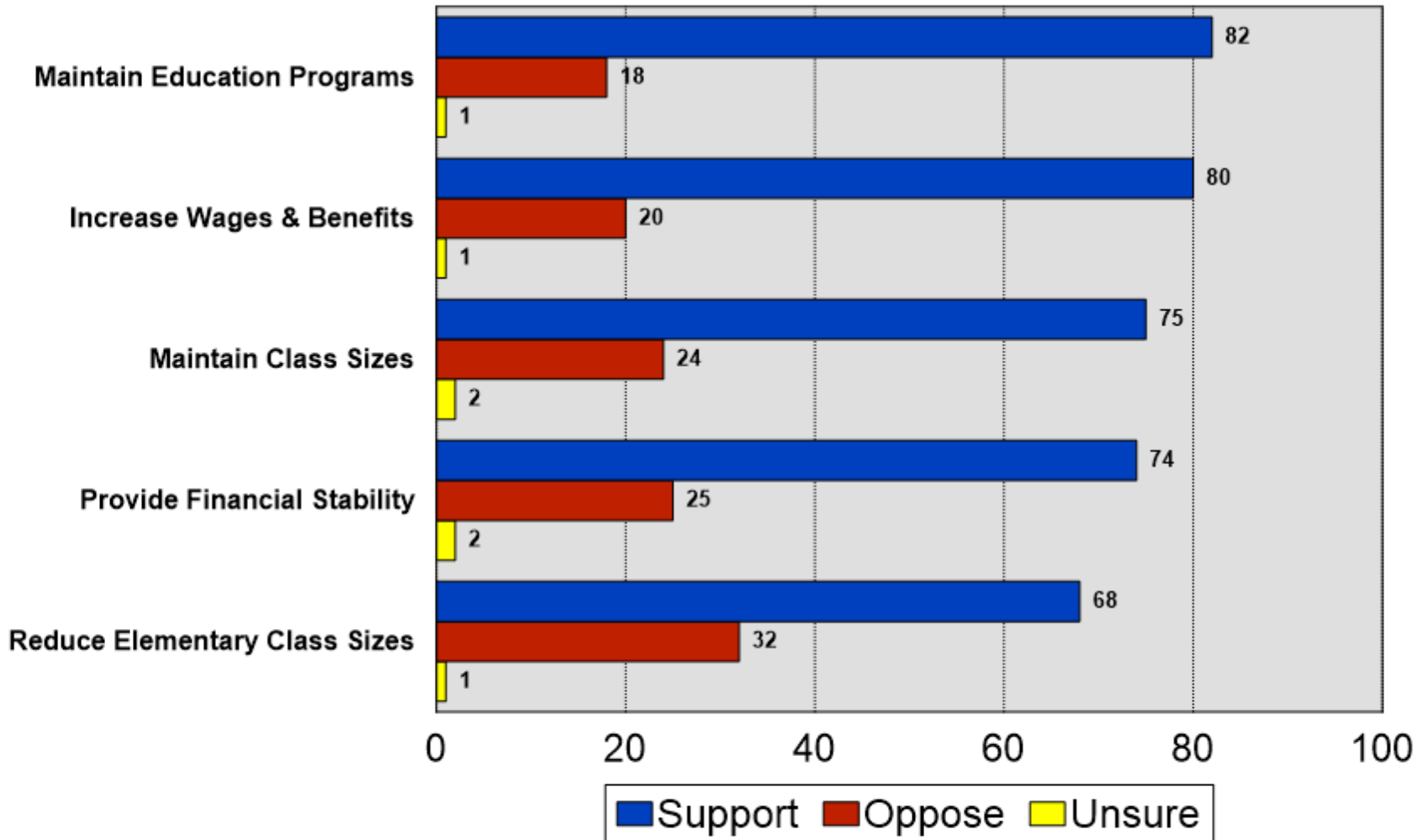
Property Tax Increase for Increased Operations Funding

2025 Waconia School District



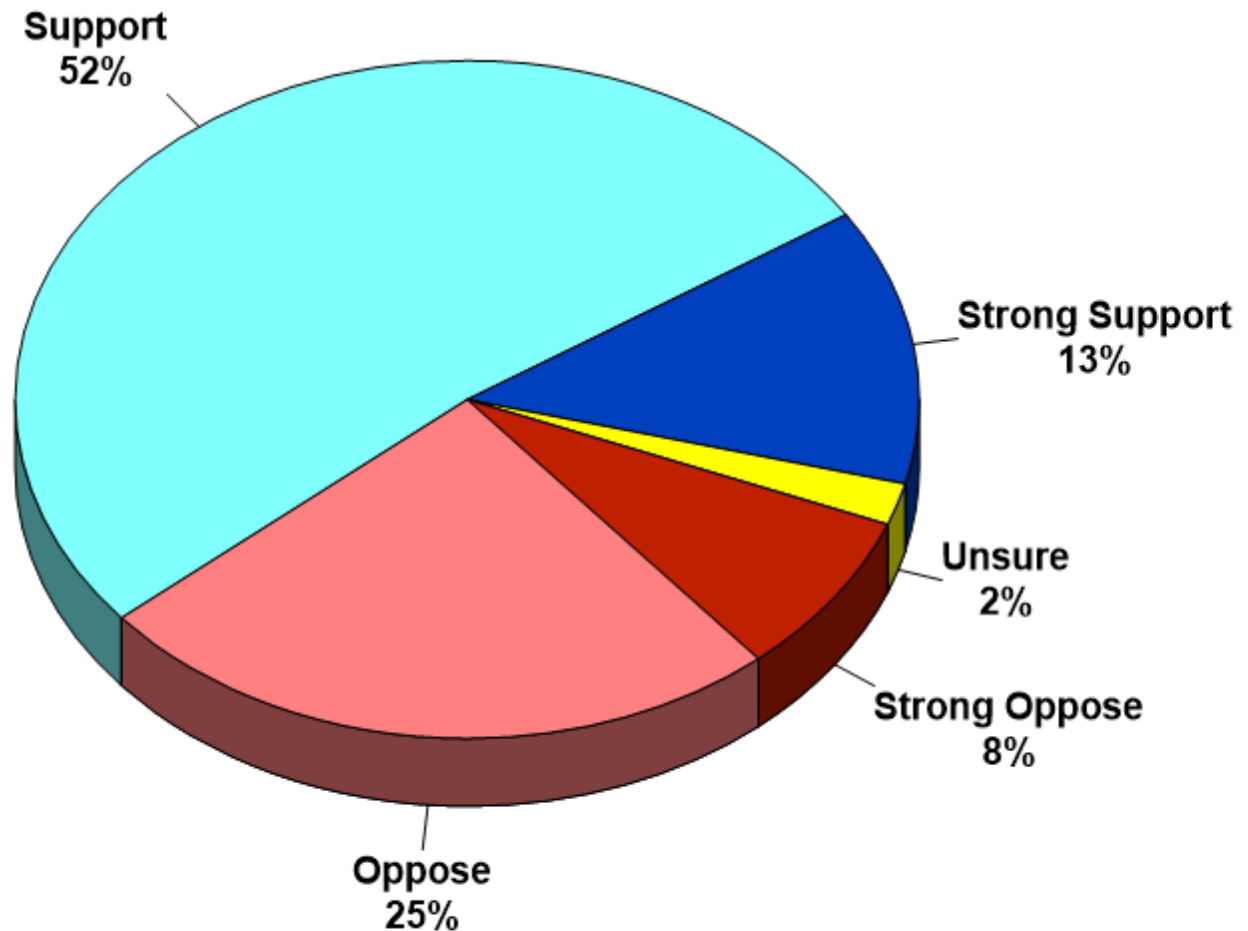
Property Tax Increase for....

2025 Waconia School District



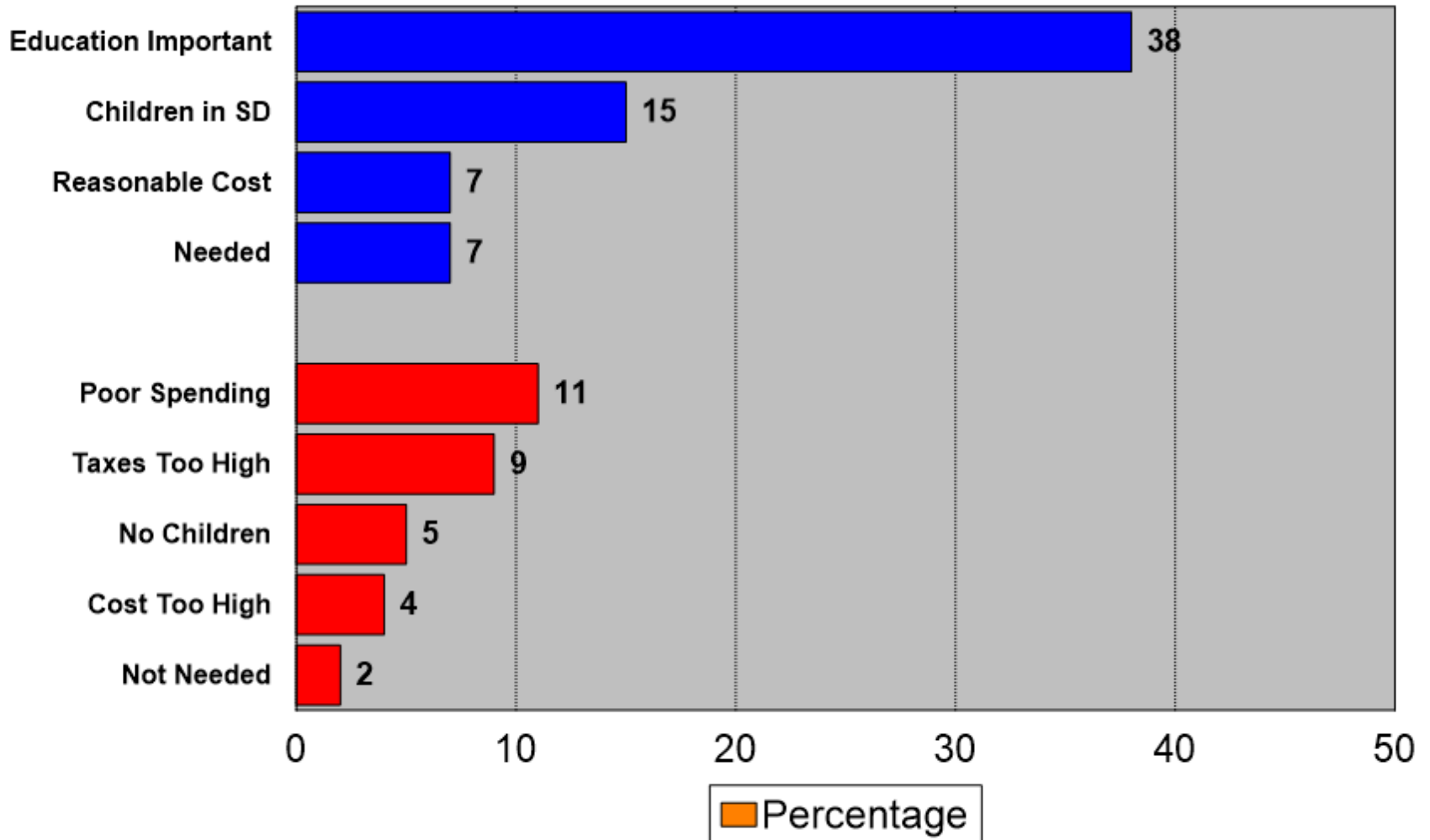
\$3MM Operating Levy

2025 Waconia School District



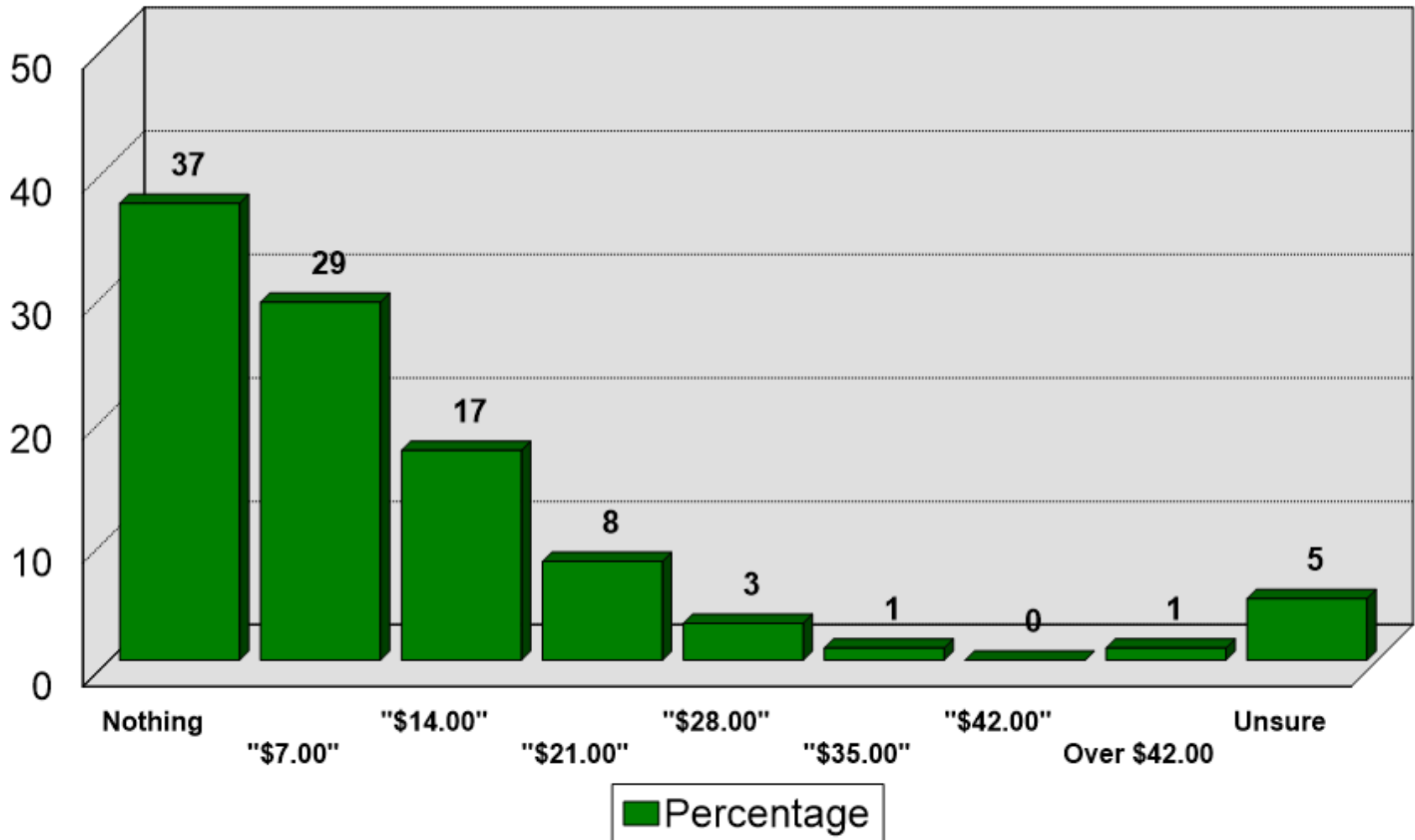
Reason for Levy Position

2025 Waconia School District



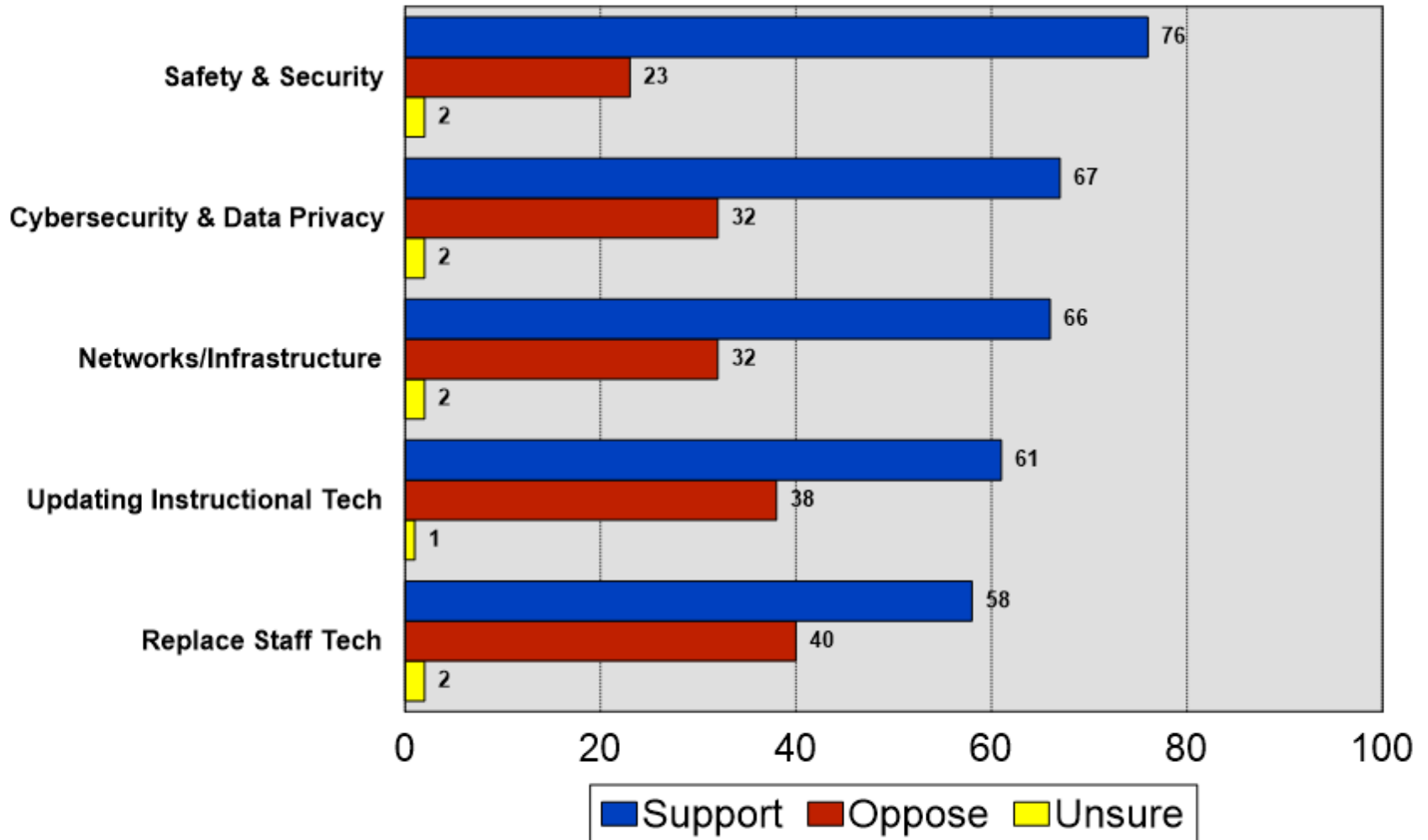
Property Tax Increase for Technology

2025 Waconia School District



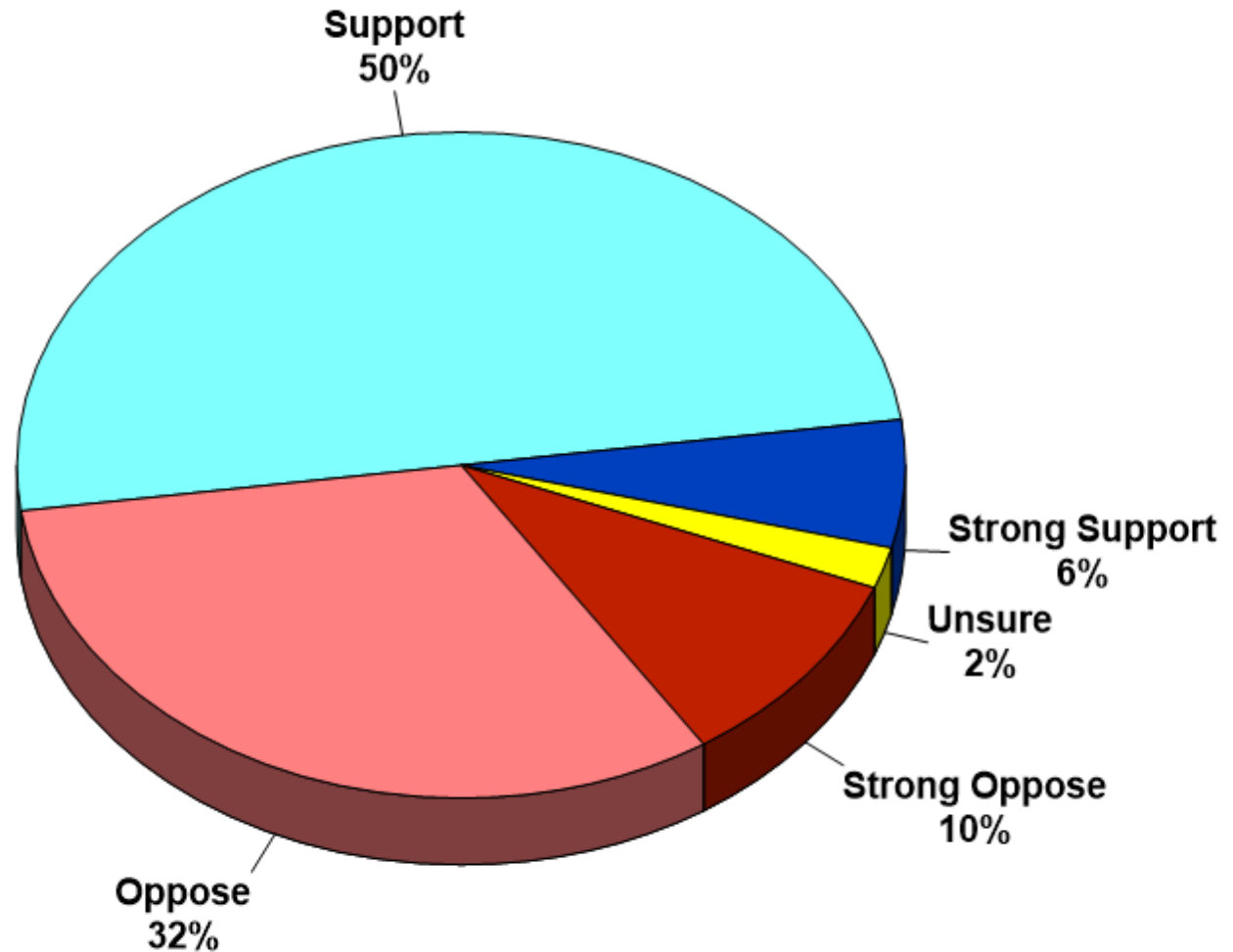
Property Tax Increase for....

2025 Waconia School District



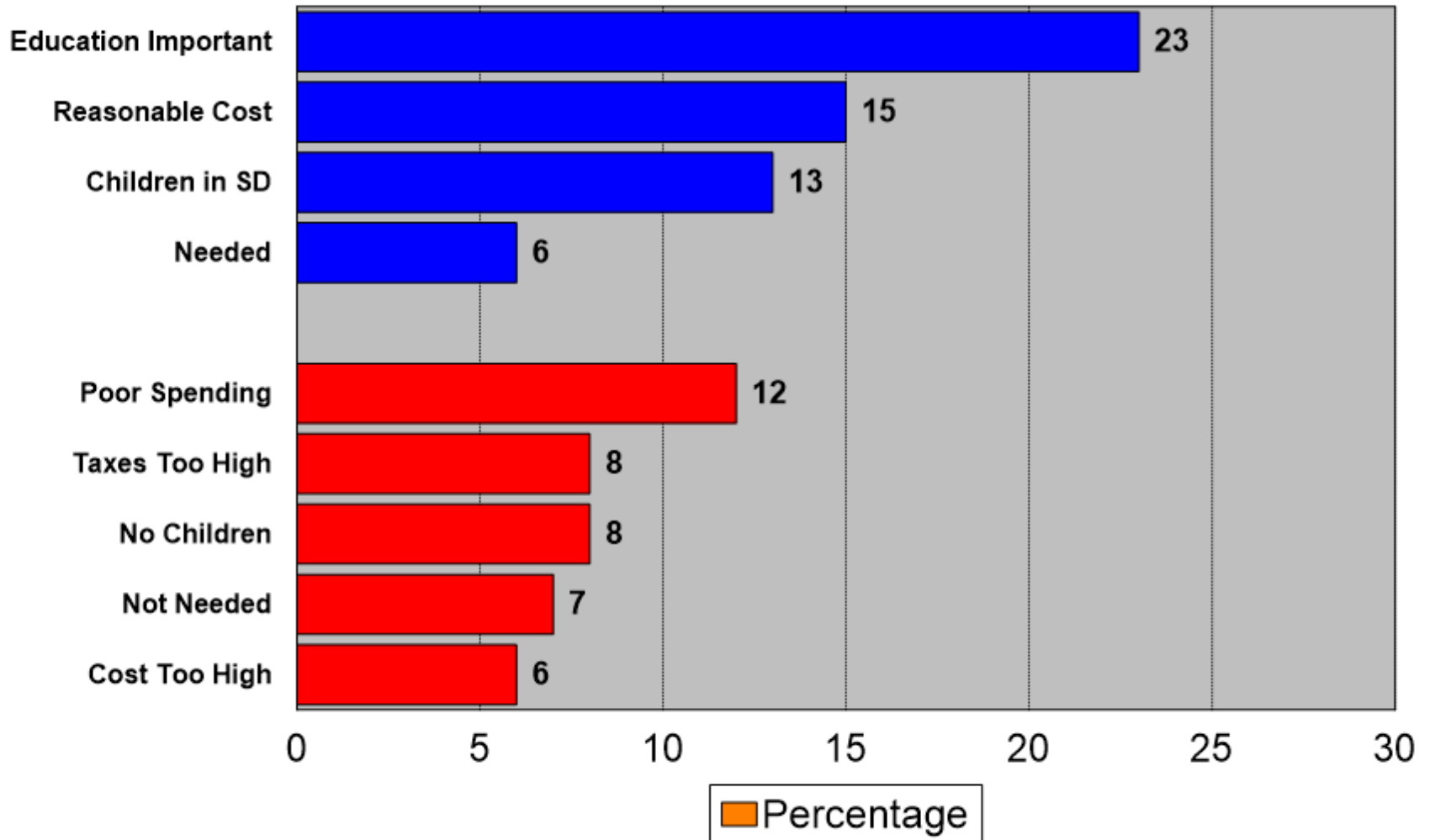
\$3MM Technology Levy

2025 Waconia School District



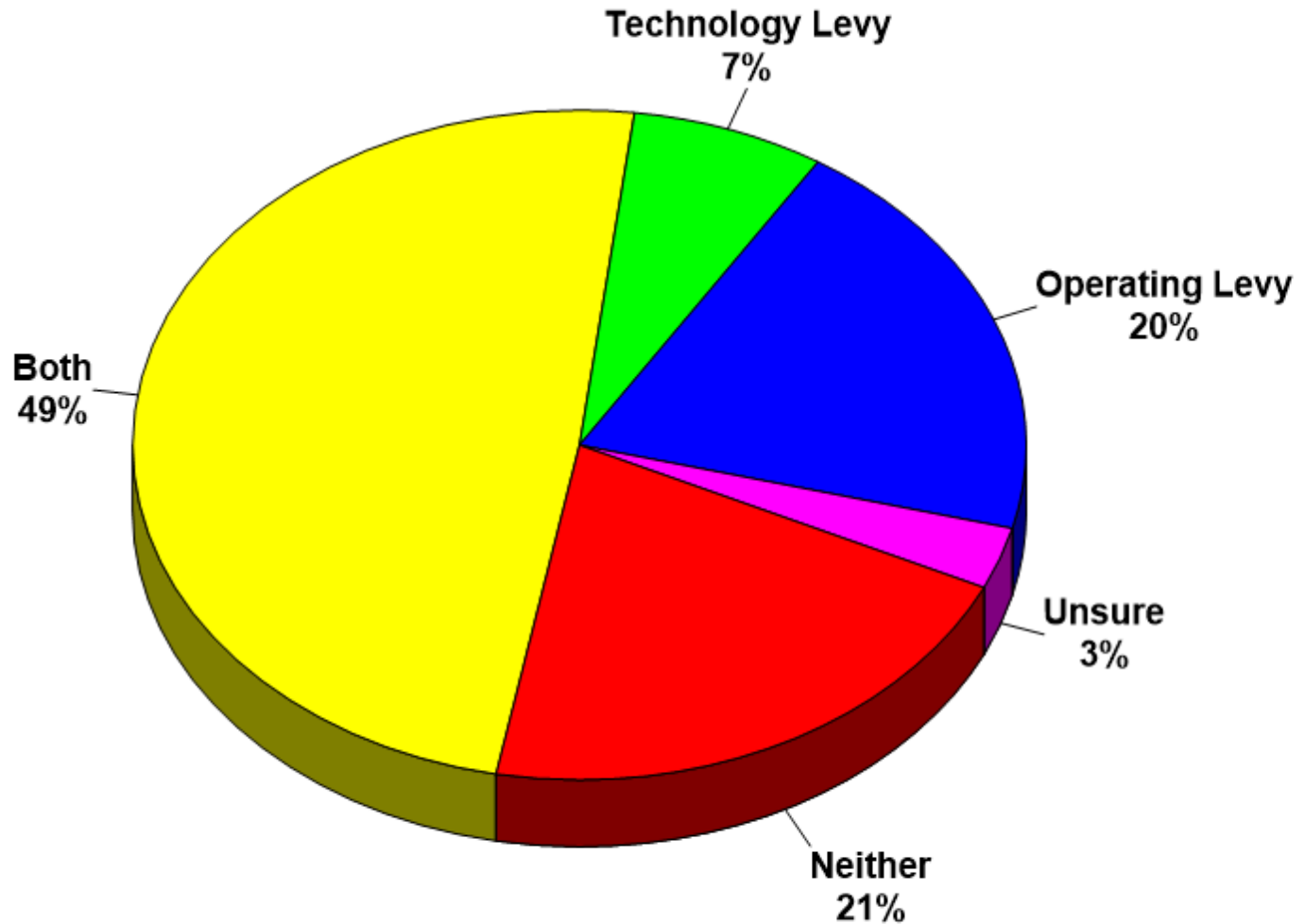
Reason for Levy Position

2025 Waconia School District



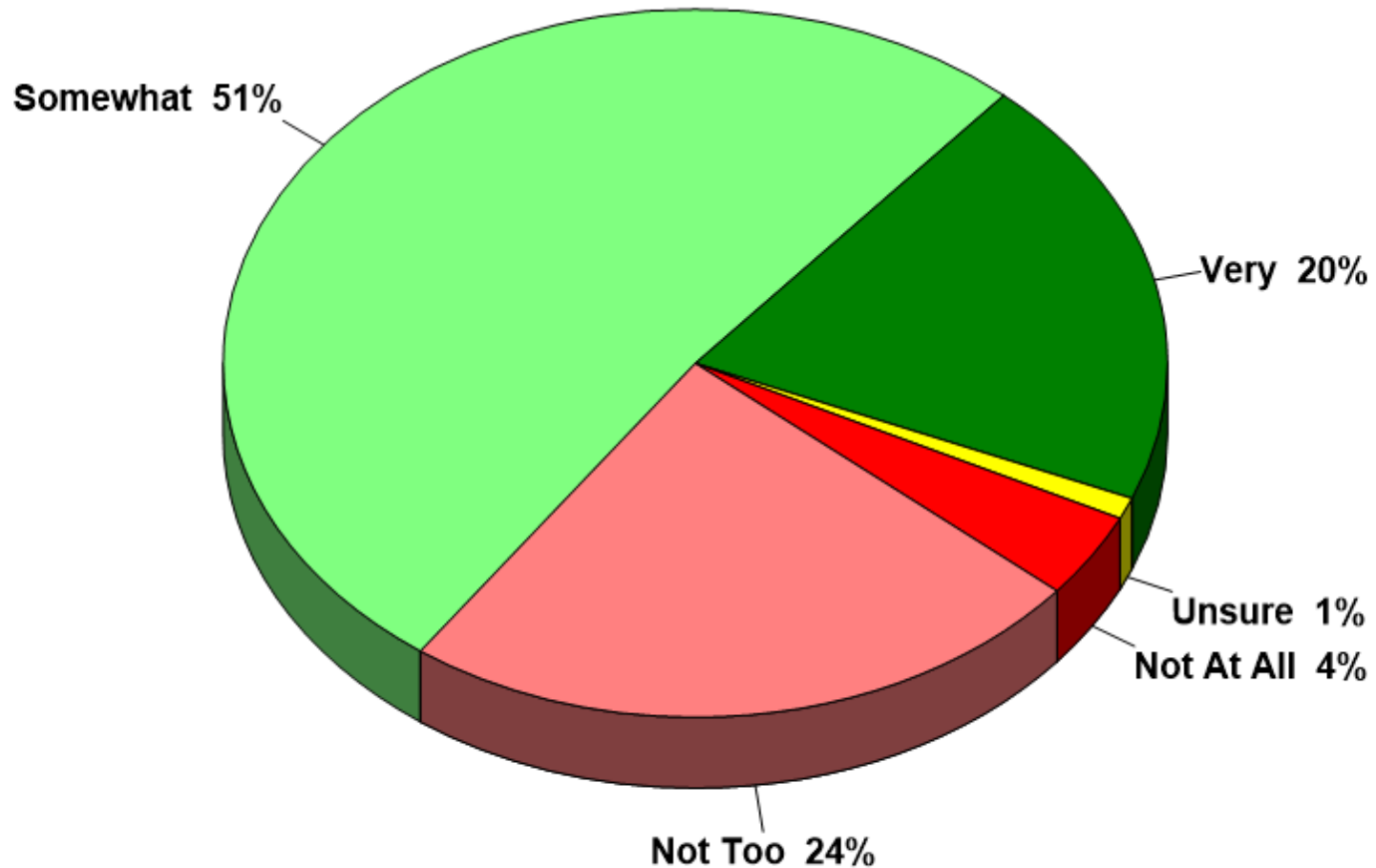
Levy Preference

2025 Waconia School District



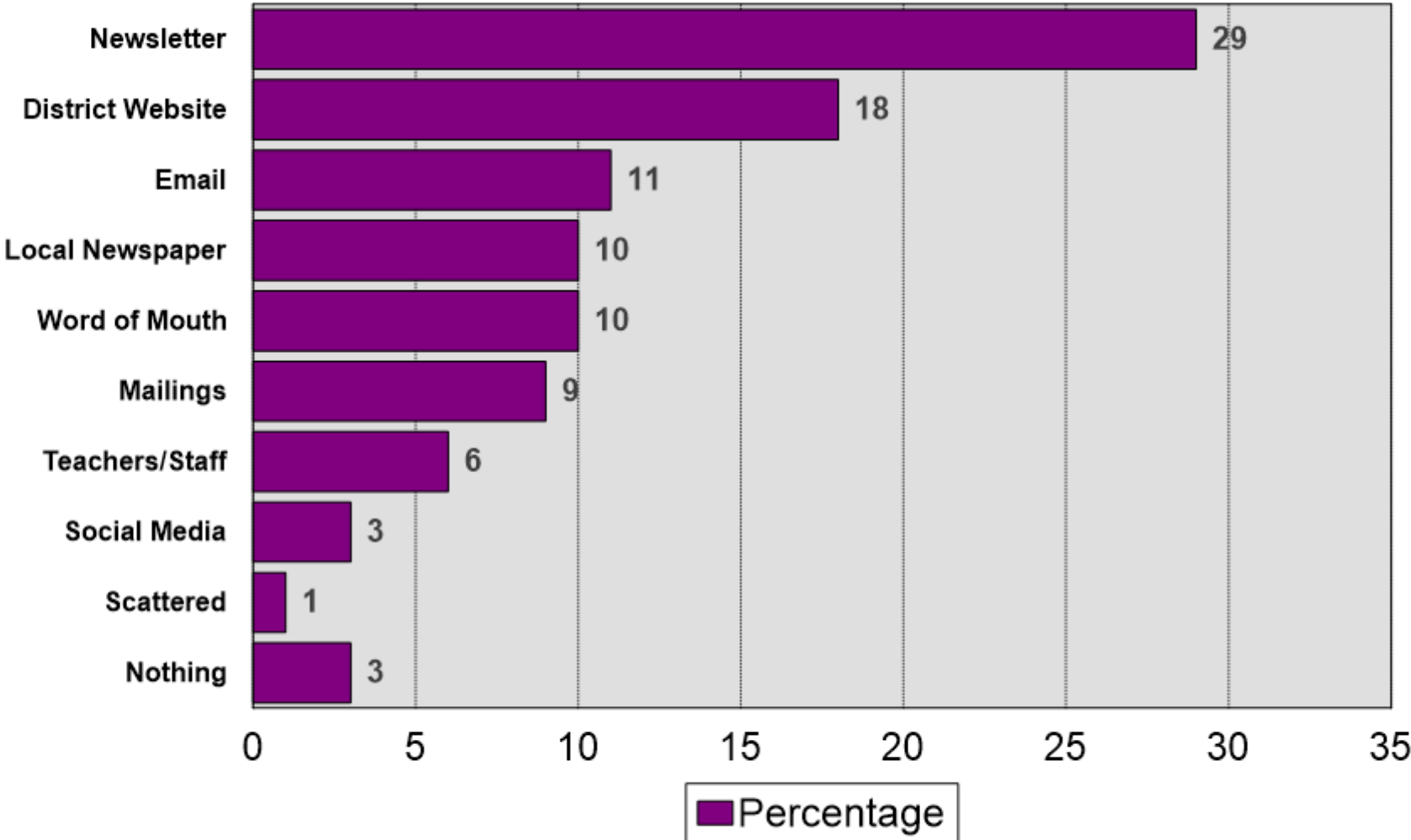
Informed about School District

2025 Waconia School District



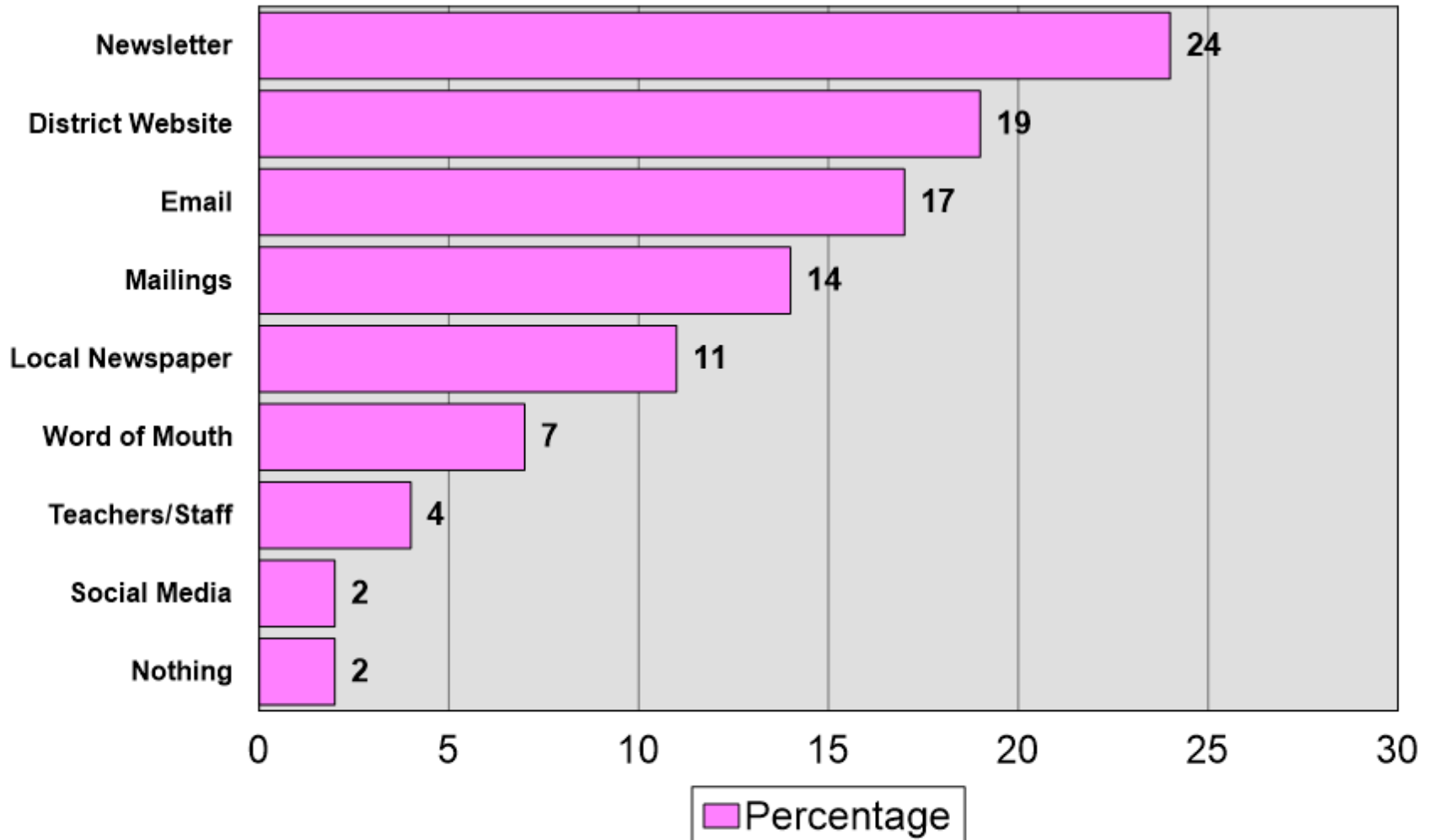
Principal Source of Information

2025 Waconia School District



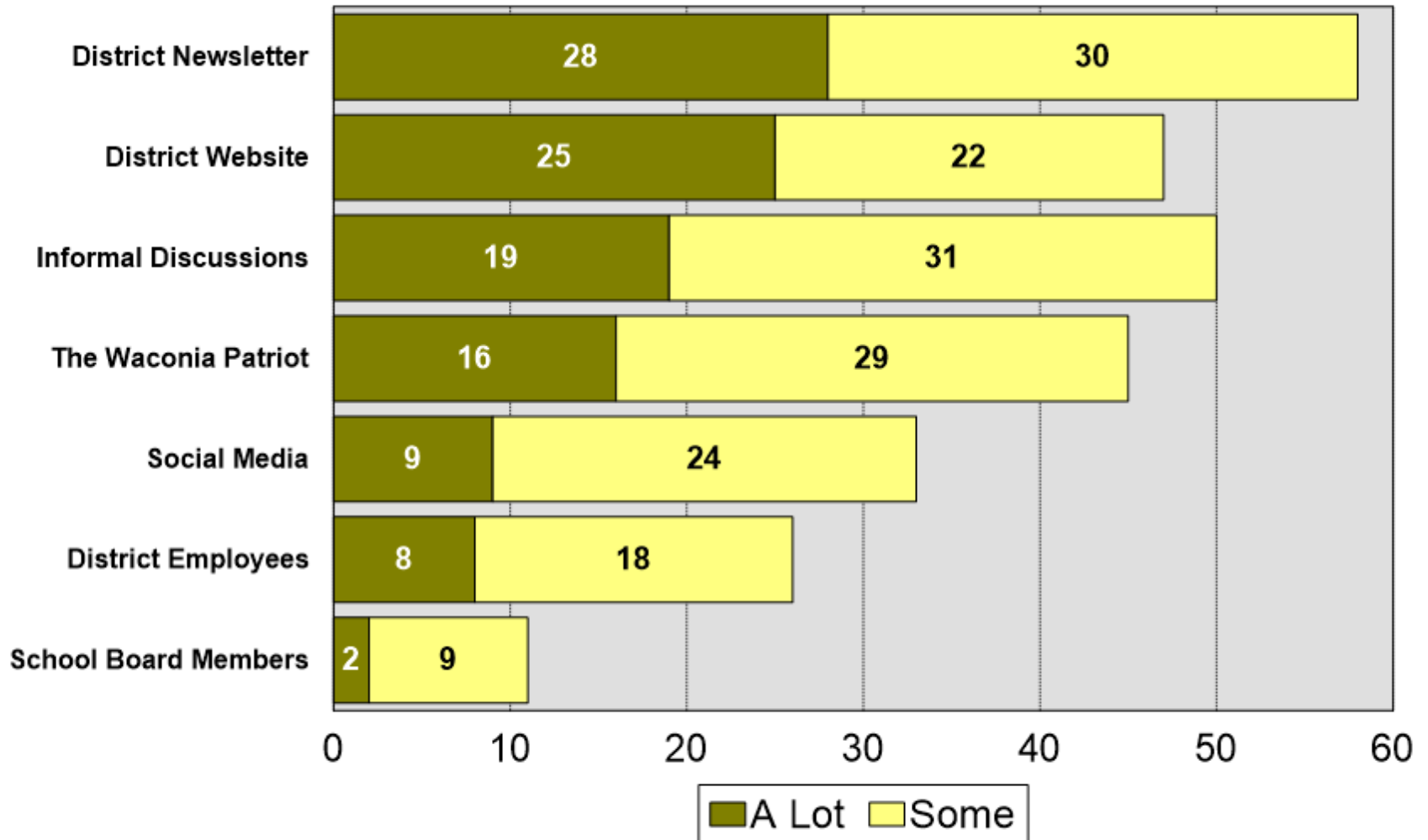
Most Effective Way

2025 Waconia School District



Information Sources

2025 Waconia School District



THE MORRIS LEATHERMAN COMPANY
3128 Dean Court
Minneapolis, Minnesota 55416

WACONIA SCHOOL DISTRICT
RESIDENTIAL SURVEY
FINAL MARCH 2025

Hello, I'm _____ of the Morris Leatherman Company, a national survey research firm located in Minneapolis. We are speaking with a random sample of residents about the Waconia School District. Even if you do not have children currently in the Waconia School District, they are interested in your opinions and suggestions. I want to assure you that all individual responses will be held strictly confidential; only summaries of the entire sample will be reported.

- | | |
|---|---------------------------|
| 1. Approximately, how many years have you lived in the Waconia School District? | FIVE YEARS OR LESS....14% |
| | SIX TO TEN YEARS.....18% |
| | 11 TO TWENTY YEARS....29% |
| | 21 TO THIRTY YEARS....22% |
| | OVER THIRTY YEARS.....17% |
| | DON'T KNOW/REFUSED.....0% |
| 2. Are you registered to vote at your current address? | YES.....97% |
| | NO.....3% |
| | DON'T KNOW/REFUSED.....0% |

As you may know about one-third of Waconia School District residents tend to vote in off-year or special elections, held in non-Presidential or non-gubernatorial election years....

- | | |
|--|---------------------------|
| 3. In past off-year and special elections, would you say you have always voted, often voted, rarely voted, or never voted? | ALWAYS VOTED.....29% |
| | OFTEN VOTED.....42% |
| | RARELY VOTED.....22% |
| | NEVER VOTED.....7% |
| | DON'T KNOW/REFUSED.....0% |

If the School District were to hold an election this November....

- | | |
|---|---------------------------|
| 4. How likely are you to vote in the upcoming November election - absolutely certain, very likely, 1/2-1/2, not too likely, or not at all likely? | ABSOLUTELY CERTAIN....27% |
| | VERY LIKELY.....37% |
| | 1/2-1/2.....19% |
| | NOT TOO LIKELY.....11% |
| | NOT AT ALL LIKELY.....5% |
| | DON'T KNOW/REFUSED.....2% |
| 5. How would you rate the quality of education provided by the Waconia School District - excellent, good, only fair, or poor? | EXCELLENT.....21% |
| | GOOD.....70% |
| | ONLY FAIR.....9% |
| | POOR.....0% |
| | DON'T KNOW/REFUSED.....0% |

6. What do you like most about the Waconia School District?
- DON'T KNOW/REFUSED.....1%
 - NOTHING.....3%
 - GOOD TEACHERS.....31%
 - BROAD CURRICULUM.....5%
 - VARIETY OF PROGRAMS...17%
 - EXCELLENT ACADEMICS....6%
 - GOOD ACADEMICS.....11%
 - HIGH TEST SCORES.....6%
 - COMMUNICATION.....4%
 - COMMUNITY INVOLVEMENT.10%
 - DIVERSITY.....3%
 - SCATTERED.....3%
7. What do you think is the most serious issues facing the Waconia School District?
- DON'T KNOW/REFUSED.....5%
 - NOTHING.....28%
 - LACK OF FUNDING.....25%
 - HIGH PROPERTY TAXES....9%
 - LACK OF DISCIPLINE.....5%
 - NO PARENT INVOLVEMENT..5%
 - DECLINING QUALITY.....3%
 - POOR SPENDING.....9%
 - SOD/STATUTORY
 - OPERATING DEBT.....4%
 - TOO POLITICAL.....2%
 - SCATTERED.....5%
8. Do you think the overall quality of education provided by the Waconia School District is much better, somewhat better, about the same, somewhat worse, or much worse than four years ago?
- MUCH BETTER.....3%
 - SOMEWHAT BETTER.....9%
 - ABOUT THE SAME.....78%
 - SOMEWHAT WORSE.....6%
 - MUCH WORSE.....1%
 - DON'T KNOW/REFUSED.....4%

IF "MUCH BETTER," "SOMEWHAT BETTER," "SOMEWHAT WORSE" OR "MUCH WORSE," ASK: (N=72)

9. Why do you feel that way?

BETTER:

- OFFER VARIETY OF OPPORTUNITIES, 15%
- GREAT TEACHERS, 10%
- IN-PERSON/NOT VIRTUAL, 7%
- IMPROVING TEST SCORES, 7%
- GOOD REPUTATION, 3%
- GOOD TECHNOLOGY, 3%

WORSE:

- BUDGET CUTS, 14%
- STAFF SHORTAGE, 8%
- LARGE CLASS SIZES, 6%
- DECLINING TEST SCORES, 6%
- POOR SPENDING, 4%

SCATTERED, 9%

UNSURE, 8%

- | | | |
|-----|---|---|
| 10. | How concerned are you about students' learning loss during the pandemic - very concerned, somewhat concerned, not too concerned, or not at all concerned? | VERY CONCERNED.....9%
SOMEWHAT CONCERNED....42%
NOT TOO CONCERNED.....34%
NOT AT ALL CONCERNED..15%
DON'T KNOW/REFUSED.....1% |
| 11. | Overall, do you think the Waconia School District meets the learning needs of all students, most students, only some students, or very few students? | ALL.....57%
MOST.....35%
ONLY SOME.....6%
VERY FEW.....1%
DON'T KNOW/REFUSED.....1% |

IF "MOST," "ONLY SOME" OR "VERY FEW," ASK: (n=167)

- | | | |
|-----|--|--|
| 12. | Is there any one type of student whose learning needs you think are not being met? (IF "YES," ASK:) Who would that be? | DON'T KNOW/REFUSED....10%
STRUGGLING.....28%
AVERAGE.....21%
UNDERACHIEVERS.....16%
BIPOC.....3%
LOW INCOME.....6%
GIFTED AND TALENTED....8%
SPECIAL EDUCATION.....7%
SCATTERED.....1% |
|-----|--|--|

I would like to read you a short list of statements others have told us. For each one, please tell me whether you strongly agree, agree, disagree, or strongly disagree. If you don't know, just say so.

- | | | |
|-----|---|---|
| 13. | During the last couple of years, the Waconia School District Board and Administration have spent tax money effectively and efficiently. | STRONGLY AGREE.....8%
AGREE.....68%
DISAGREE.....20%
STRONGLY DISAGREE.....2%
DON'T KNOW/REFUSED.....2% |
| 14. | Our community receives a good value from its investment in local public schools. | STRONGLY AGREE.....16%
AGREE.....72%
DISAGREE.....9%
STRONGLY DISAGREE.....0%
DON'T KNOW/REFUSED.....3% |
| 15. | The School Board and Administration have spent past voter-approved bond and operating levy funds responsibly. | STRONGLY AGREE.....9%
AGREE.....61%
DISAGREE.....24%
STRONGLY DISAGREE.....3%
DON'T KNOW/REFUSED.....4% |
| 16. | I trust the School Board and Administration to do what is right for children in the district. | STRONGLY AGREE.....14%
AGREE.....73%
DISAGREE.....8%
STRONGLY DISAGREE.....2%
DON'T KNOW/REFUSED.....4% |

IF "DISAGREE" OR "STRONGLY DISAGREE," ASK: (n=37)

17. What could the School District do to increase your trust?

MORE HONEST, 8%; MORE COMMUNICATION, 8%; LISTEN, 5%; BETTER SPENDING, 41%; STOP DEI, 5%; HIGH TEACHER SALARIES, 5%; BACK TO BASICS, 19%; IMPROVE TEST SCORES, 5%; SCATTERED, 5%.

- | | | |
|-----|--|---|
| 18. | I am satisfied with the School District's decision-making process. | STRONGLY AGREE.....8%
AGREE.....71%
DISAGREE.....15%
STRONGLY DISAGREE.....1%
DON'T KNOW/REFUSED.....6% |
|-----|--|---|

- | | | |
|-----|--|--|
| 19. | The School Board and Administration do a good job of involving community leaders, parents, and interested citizens in decisions about the schools. | STRONGLY AGREE.....18%
AGREE.....66%
DISAGREE.....12%
STRONGLY DISAGREE.....1%
DON'T KNOW/REFUSED.....3% |
| 20. | The Waconia School District is a good investment and I would support a property tax increase to protect that investment. | STRONGLY AGREE.....10%
AGREE.....59%
DISAGREE.....19%
STRONGLY DISAGREE.....9%
DON'T KNOW/REFUSED....4% |

Moving on....

- | | | |
|-----|--|--|
| 21. | How would you rate the job performance of the School Board - excellent, good, only fair, or poor? | EXCELLENT.....9%
GOOD.....61%
ONLY FAIR.....22%
POOR.....4%
DON'T KNOW/REFUSED.....4% |
| 22. | How would you rate the job performance of the Superintendent and District Office Administration - excellent, good, only fair, or poor? | EXCELLENT.....12%
GOOD.....56%
ONLY FAIR.....27%
POOR.....3%
DON'T KNOW/REFUSED.....3% |
| 23. | And, how would you rate the job performance of teachers and instructional staff - excellent, good, only fair, or poor? | EXCELLENT.....41%
GOOD.....52%
ONLY FAIR.....6%
POOR.....1%
DON'T KNOW/REFUSED.....1% |
| 24. | How would you rate the financial management of the Waconia School District - excellent, good, only fair, or poor? | EXCELLENT.....5%
GOOD.....52%
ONLY FAIR.....38%
POOR.....5%
DON'T KNOW/REFUSED.....1% |

IF "ONLY FAIR" OR "POOR," ASK: (n=171)

25. Why did you rate financial management (only fair/poor)?
- UNSURE, 3%; POOR SPENDING, 44%; NOT HONEST, 5%; POOR COMMUNICATION, 4%; BUDGET CUTS, 11%; HIGH DEBT, 15%; LACK OF FUNDING, 9%; STAFF CUTS, 2%; HIGH TAXES, 2%; LOW TEACHER SALARIES, 2%; SCATTERED, 3%.

- | | | |
|-----|--|--|
| 26. | Do you think the Waconia School District is adequately funded? | YES.....38%
NO.....59%
DON'T KNOW/REFUSED.....3% |
| 27. | Compared to neighboring areas, do you consider total property taxes in your community to be very high, somewhat high, about average, somewhat low, or very low? | VERY HIGH.....16%
SOMEWHAT HIGH.....44%
ABOUT AVERAGE.....35%
SOMEWHAT LOW.....1%
VERY LOW.....0%
DON'T KNOW/REFUSED.....5% |
| 28. | Compared to other neighboring school districts, do you think school taxes in the Waconia School District are very high, somewhat high, about average, somewhat low, or very low? | VERY HIGH.....12%
SOMEWHAT HIGH.....37%
ABOUT AVERAGE.....43%
SOMEWHAT LOW.....2%
VERY LOW.....0%
DON'T KNOW/REFUSED.....7% |

Last year, the Waconia School District cut \$4.7 million from its operating budget.

- | | | |
|-----|--|--|
| 29. | Prior to this survey, were you aware of these budget cuts? | YES.....50%
NO.....49%
DON'T KNOW/REFUSED.....1% |
|-----|--|--|

IF "YES," ASK: (n=201)

- | | | |
|-----|--|---|
| 30. | Do you think these cuts have had a negative impact on the quality of education provided in the Waconia School District? (IF "YES," ASK:) Have they had a very or somewhat negative impact? | NO.....42%
YES/VERY NEGATIVE.....24%
YES/SOMEWHAT NEGATIVE.....29%
DON'T KNOW/REFUSED.....6% |
|-----|--|---|

IF "YES/VERY NEGATIVE" OR "YES/SOMEWHAT NEGATIVE," ASK: (n=106)

31. What do you see as the most negative impact?
- UNSURE, 13%; STAFFING REDUCTIONS, 18%; HURTS ACADEMIC QUALITY, 13%; LARGE CLASS SIZES, 9%; PROGRAM CUTS, 26%; LACK OF FUNDS FOR EQUIPMENT/SUPPLIES, 7%; LOWER TEACHER SALARIES, 7%; SCATTERED, 7%.

Continuing....

- | | | |
|-----|--|--|
| 32. | How important do you think the ability to use computers and other technology effectively and efficiently is for today's students - absolutely essential, very important, somewhat important, not too important, or not at all important? | ABSOLUTELY ESSENTIAL..28%
VERY IMPORTANT.....42%
SOMEWHAT IMPORTANT....25%
NOT TOO IMPORTANT.....5%
NOT AT ALL IMPORTANT...1%
DON'T KNOW/REFUSED.....0% |
| 33. | From what you have heard or seen, how would you rate the quality and access to technology available for students in the Waconia Public Schools - excellent, good, only fair, or poor? | EXCELLENT.....13%
GOOD.....70%
ONLY FAIR.....13%
POOR.....0%
DON'T KNOW/REFUSED.....5% |

Moving on....

- | | | |
|-----|---|---|
| 34. | Which of the following three statements best describes your feelings:
A. I would vote against almost any tax increases for the schools;
B. I would vote for a tax increase under some conditions, but against it under other conditions;
C. I would vote for almost any tax increases for the schools. | STATEMENT A.....22%
STATEMENT B.....55%
STATEMENT C.....22%
NONE OF ABOVE (VOL)....1%
DON'T KNOW/REFUSED.....0% |
|-----|---|---|

As you may know, voter-approved operating levies are used to fund a school district's curriculum and program needs, salaries, class sizes and support staff.

The Waconia School District may also ask voters to increase the operating levy to provide additional funding for the schools.

- | | | |
|-----|--|--|
| 35. | How much would you be willing to pay in additional property taxes in order to fund an operating levy proposal? [SELECT RANDOM STARTING POINT; MOVE UP OR DOWN DEPENDING ON ANSWER] How about _____? [REPEAT] | NOTHING.....32%
\$10 A MONTH.....30%
\$20 A MONTH.....21%
\$30 A MONTH.....8%
\$40 A MONTH.....4%
\$50 A MONTH.....1%
\$60 A MONTH.....0%
OVER \$60 A MONTH.....0%
DON'T KNOW/REFUSED.....4% |
|-----|--|--|

For each of the following, please tell me if you would strongly support a property tax increase for that purpose, somewhat sup-

port, somewhat oppose, or strongly oppose a property tax increase for that purpose. (ROTATE)

	STS	SMS	SMO	STO	DKR
36. Increasing wages and benefits to retain and attract quality teachers and staff?	45%	35%	15%	5%	1%
37. Maintain class sizes at their current level?	43%	32%	15%	9%	2%
38. Maintain education programs?	51%	31%	13%	5%	1%
39. Provide financial stability to avoid future budget cuts?	44%	30%	18%	7%	2%
40. Reduce elementary school class sizes for art, music, and physical education?	36%	32%	21%	11%	1%

Suppose the School District proposed an additional \$3 million operating levy for ten years. If additional funds were approved, they would be used to fund some of the improvements mentioned in the previous questions.

If voters approved this operating levy, the owner of a \$300,000 home would see a monthly property tax increase of about \$19 or \$225 per year for twenty years, while the owner of \$500,000 home would see a monthly property tax increase of about \$31 or \$375 per year.

41. If the election were today, would you support or oppose this operating levy? (WAIT FOR RESPONSE) Do you feel strongly that way?	STRONGLY SUPPORT.....	13%
	SUPPORT.....	52%
	OPPOSE.....	25%
	STRONGLY OPPOSE.....	8%
	DON'T KNOW/REFUSED.....	2%

IF A POSITION IS GIVEN (#1-#4), ASK: (n=393)

42. Could you tell me one or two reasons for your decision?	DON'T KNOW/REFUSED.....	1%
	EDUCATION IMPORTANT...	38%
	NEEDED.....	7%
	COST IS REASONABLE.....	7%
	TAXES TOO HIGH.....	9%
	COST IS TOO HIGH.....	4%
	NOT NEEDED.....	2%
	POOR SPENDING.....	11%
	CHILDREN IN DISTRICT..	15%
	NO CHILDREN IN SD.....	5%
SCATTERED.....	1%	

Most suburban school districts have technology levies in place that provide a dedicated source of funding each year for

technology opportunities, equipment and access. The Waconia School District does not have a technology levy.

Instead of an operating levy, the School Board could also ask voters to provide additional funding for technology, which currently comes out of the District's operating budget.

43.	How much would you be willing to pay in additional property taxes in order to fund an increase for technology? [SELECT RANDOM STARTING POINT; MOVE UP OR DOWN DEPENDING ON ANSWER] How about \$___ a month? [REPEAT]	NOTHING.....37%
		\$7 A MONTH.....29%
		\$14 A MONTH.....17%
		\$21 A MONTH.....8%
		\$28 A MONTH.....3%
		\$35 A MONTH.....1%
		\$42 A MONTH.....0%
		OVER \$42 A MONTH.....1%
		DON'T KNOW/REFUSED.....5%

For each of the following, please tell me if you would strongly support a property tax increase for that purpose, somewhat support, somewhat oppose, or strongly oppose a property tax increase for that purpose. (ROTATE)

	STS	SMS	SMO	STO	DKR
44. Enhancing safety and security at district schools, including cameras and secured entrances?	45%	31%	15%	8%	2%
45. Updating instructional technology, such as smartboards and chrome books?	31%	30%	22%	16%	1%
46. Improving cybersecurity and data privacy?	32%	35%	22%	10%	2%
47. Replacing outdated staff technology, such as laptops?	27%	31%	19%	21%	2%
48. Maintaining networks and other technology infrastructure, such wi-fi, servers, routers and wiring?	31%	35%	18%	14%	2%

Suppose the School District asked residents to approve a capital projects levy for technology and curriculum for \$3 million dollars over the next ten years. If additional funds were approved, they would be used to fund some of the improvements mentioned in the previous questions.

If successful, the owner of a \$300,000 home would see a property tax increase of about \$15 per month or \$181 per year, while the owner of a \$500,000 home would see a property tax increase of about \$27 per month or \$324 per year.

49.	If the election were today, would you support or oppose this technology levy? (WAIT FOR RESPONSE) Do you feel strongly that way?	STRONGLY SUPPORT.....6% SUPPORT.....50% OPPOSE.....32% STRONGLY OPPOSE.....10% DON'T KNOW/REFUSED.....2%
-----	--	--

IF A POSITION IS GIVEN (#1-#4), ASK: (n=393)

50.	Could you tell me one or two reasons for your decision?	DON'T KNOW/REFUSED.....0% EDUCATION IMPORTANT...23% NEEDED.....6% COST IS REASONABLE....15% TAXES TOO HIGH.....8% COST IS TOO HIGH.....6% NOT NEEDED.....7% POOR SPENDING.....12% CHILDREN IN DISTRICT..13% NO CHILDREN IN SD.....8% SCATTERED.....2%
-----	---	---

After hearing about a potential operating levy and technology levy....

51.	Which statement comes closest to your opinion: A) The District should ask voters to approve an operating levy; B) The District should ask voters to approve a technology levy; OR C) The District should ask voters to approve both levies.	STATEMENT A.....20% STATEMENT B.....7% STATEMENT C.....49% DO NOTHING (VOL.).....21% DON'T KNOW/REFUSED.....3%
-----	--	--

Changing topics....

52.	In general, how informed do you feel about decisions made by the School Board and Administration - very informed, somewhat informed, not too informed, or not at all informed?	VERY INFORMED.....20% SOMEWHAT INFORMED.....52% NOT TOO INFORMED.....24% NOT AT ALL INFORMED...4% DON'T KNOW/REFUSED.....1%
-----	--	---

53. What is your principal source of information about the Waconia School District and its activities?
- | | |
|-------------------------|-----|
| DON'T KNOW/REFUSED..... | 0% |
| NOTHING..... | 3% |
| DISTRICT NEWSLETTER... | 29% |
| EMAIL..... | 11% |
| DISTRICT WEBSITE..... | 18% |
| TEACHERS/STAFF..... | 6% |
| MAILINGS..... | 9% |
| LOCAL NEWSPAPER..... | 10% |
| WORD OF MOUTH..... | 10% |
| SOCIAL MEDIA..... | 3% |
| SCATTERED..... | 1% |
54. How would you prefer to receive information about the Waconia School District and its activities?
- | | |
|-------------------------|-----|
| DON'T KNOW/REFUSED..... | 0% |
| NOTHING..... | 2% |
| DISTRICT NEWSLETTER... | 24% |
| EMAIL..... | 17% |
| DISTRICT WEBSITE..... | 19% |
| TEACHERS/STAFF..... | 4% |
| MAILINGS..... | 14% |
| LOCAL NEWSPAPER..... | 11% |
| WORD OF MOUTH..... | 7% |
| SOCIAL MEDIA..... | 2% |

I would like to read you a number of sources of information about the Waconia School District. For each one, please tell me if you receive a lot of your information about the school district from that source, some information, a little information, or none at all? (ROTATE LIST)

	ALT	SOM	LIT	NAA	DKR
55. "The Patriot" newspaper?	16%	29%	24%	31%	0%
56. School District newsletter?	28%	30%	19%	24%	0%
57. School District employees?	8%	18%	20%	54%	1%
58. School District website?	25%	22%	16%	37%	0%
59. Social media, such as Facebook or Twitter?	9%	24%	25%	42%	0%
60. School Board members?	2%	9%	19%	70%	1%
61. Informal discussions with neighbors or friends?	19%	31%	29%	21%	0%

Now, just a few more questions for demographic purposes....

62. Which of the following ranges contains your age? Please stop me when I reach the correct one.	18-24.....	6%
	25-34.....	13%
	35-44.....	21%
	45-54.....	20%
	55-64.....	19%
	65 AND OVER.....	21%
	REFUSED.....	0%

63.	Does your household contain any preschoolers or infants?	YES.....13% NO.....87% DON'T KNOW/REFUSED.....0%
64.	Are there school-aged children in your household (IF "YES," ASK:) Do they attend Waconia Public Schools, public schools in other districts, parochial or private schools, charter schools, or homeschool?	NO.....61% YES/WACONIA SD.....35% YES/OTHER PUBLIC.....1% YES/PAROCHIAL/PRIVATE..3% YES/CHARTER.....0% YES/HOMESCHOOL.....0% YES/COMBINATION.....0% DON'T KNOW/REFUSED.....0%
65.	What is the highest level of formal education you completed?	LESS THAN HS GRAD.....3% HIGH SCHOOL GRAD.....23% VO-TECH SCH/TCH COLL..10% SOME COLLEGE.....20% COLLEGE GRADUATE.....39% POST-GRADUATE.....5% REFUSED.....0%
66.	Do you own or rent your present residence? (IF "OWN," ASK:) Which of the following categories contains the approximate value of your residential property - under \$400,000, \$400,000-\$500,000, \$500,001-\$600,000, or over \$600,000?	RENT.....16% OWN/UNDER \$400,000....32% OWN/\$400K-\$500K.....31% OWN/\$500K-\$600K.....10% OWN/OVER \$600K.....8% OWN/UNSURE.....3% REFUSED.....0%
67.	Finally, thinking about your household finances, how would you describe your financial situation, would you say that - A) Your monthly expenses are exceeding your income; B) You are meeting your monthly expenses but are putting aside little or no savings; C) You are managing comfortably while putting some money aside; D) Managing very well?	STATEMENT A.....2% STATEMENT B.....43% STATEMENT C.....42% STATEMENT D.....12% DON'T KNOW/REFUSED.....2%
68.	Gender	MALE.....49% FEMALE.....51%

69. Region of School District.

WACONIA.....62%
MINNETRISTA.....9%
SAINT BONIFACIUS.....10%
REST.....20%

5.B.3. Technology Assessment (Pivotalogic)



Technology Update

April 14, 2025

Current 110 Instructional Technology

Instructional Technology for Students

Elementary

- Kindergarten and 1st grade - 2:1 ipads
- 2nd grade through 4th grade - 2:1 Chromebooks
- 5th grade - Bring Your Own Device (BYOD)
- Innovation Labs

Secondary

- 6th grade through 12th grade - BYOD
- Computer labs - PLTW, Graphic Design



Current 110 Instructional Technology

Classroom Technology

- Teacher laptops
 - Macbooks at elementary
 - HP laptops at secondary
- Smartboards
- Document Cameras



District Technology Infrastructure

- District Wide Wireless & Network
- District Wide Internet Access, Servers, and Storage
- District Wide Copiers / Printers
- District Wide Phone System
- District Wide Cyber Security (Knowbe4)



District Technology Reductions 2022-2023 School Year

- Restructuring of staffing
 - Director of Technology change to Technology Manager
 - Reduction of tech integration positions along with elementary specialist restructuring
- Reduced Infrastructure hardware and software
- Delayed computer lab replacement
- Reduced online subscriptions



Technology Assessment Overview

Purpose

- Evaluate the district's current state through a comprehensive technology assessment, including interviews, surveys, scanning, and end-user surveys.
- Assess across govern, administrative, physical, internal, and external technical domains
- Leverage established industry frameworks, standards, and compliance guidelines


Outcome

- Gain a thorough understanding of your district's technology & strengths and areas for improvement
- Ensure alignment with industry-standard frameworks and compliance standards through clear mapping
- Clarify necessary tasks and facilitate a clear path forward via reporting and a roadmap



Technology Scorecard from Pivotalgic

Areas of Strength	<ul style="list-style-type: none">● Data Management● E-Rate Compliance● Network Infrastructure
Areas of Improvement	<ul style="list-style-type: none">● User Experience● Data Center
High Priority	<ul style="list-style-type: none">● Cyber Security● Governance and Financial● IT Asset Management● Educational Technology



Pivotalogic Recommendations

Create a district-wide classroom technology standard, allocate funds to under-resourced schools, and form a technology learning review team.

Develop and implement a long-term device replacement plan.

Implement steps to help improve cyber security of district.

Create a comprehensive plan for building security which may address public access to all buildings and update surveillance cameras.



Technology Replacement Cycle

Replacement cycle for devices

- iPads
 - Recommended replacement every 6 years
- Chromebooks
 - Recommended replacement every 3 years
- Teacher devices
 - Recommended replacement every 4 years
- SmartBoards
 - Recommended replacement every 7 years

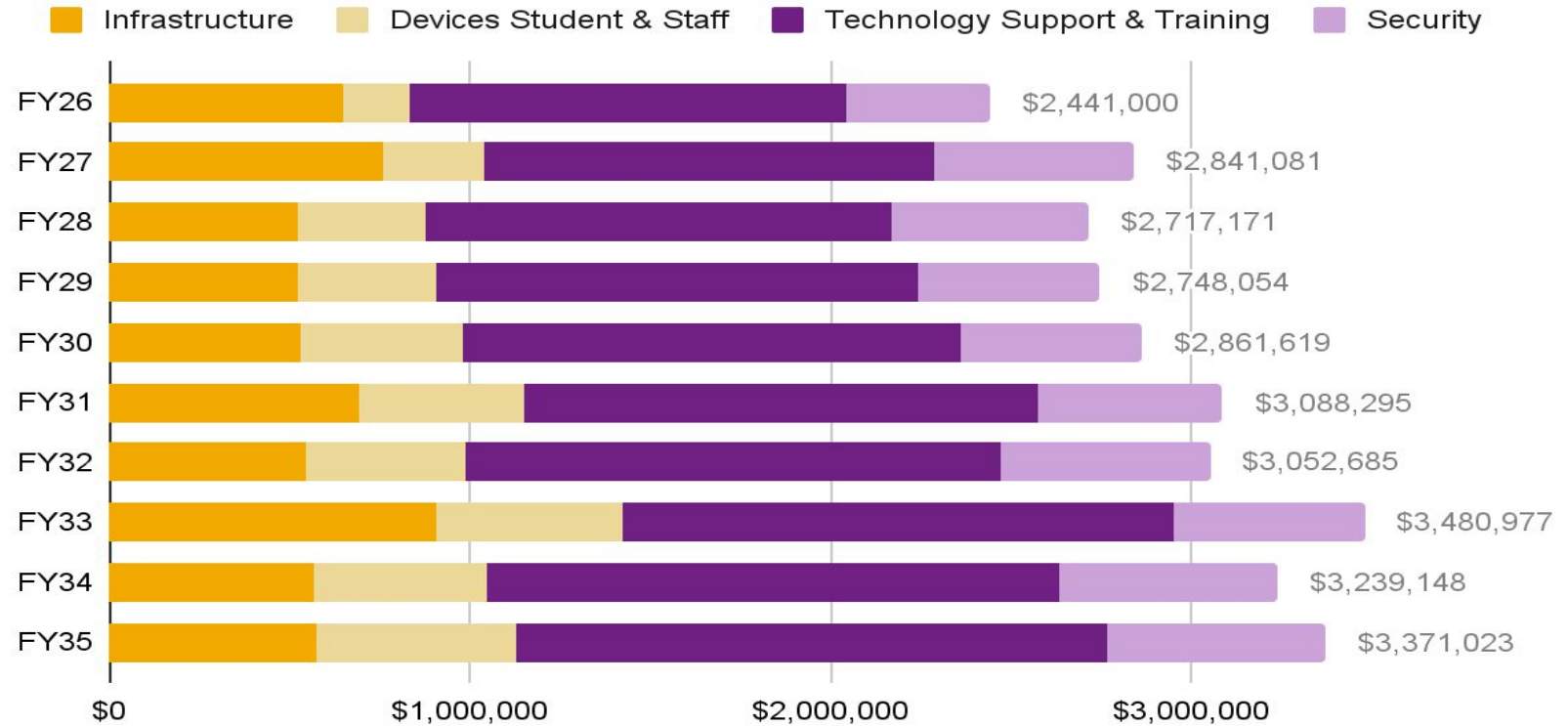


Urgent Technology Needs

Computer Technology	Need	Cost Estimate	FY26 Planned Funding
Chromebooks - Elementary	75	\$19,500	Restricted Learning & Development
Chromebooks - Secondary	50	\$13,000	Technology Budget
iPads	15	\$5,250	Restricted Learning & Development
Elementary Teacher Devices	15	\$13,680	Restricted Learning & Development
Secondary Teacher Devices	58	\$50,080	Technology Budget
District Wide Devices	7	\$5,950	Technology Budget
District Wide Switches	96	\$200,000	Technology Budget (\$200,000) & E-Rate Reimbursement (\$200,000)
Total Urgent Needs		\$307,428	

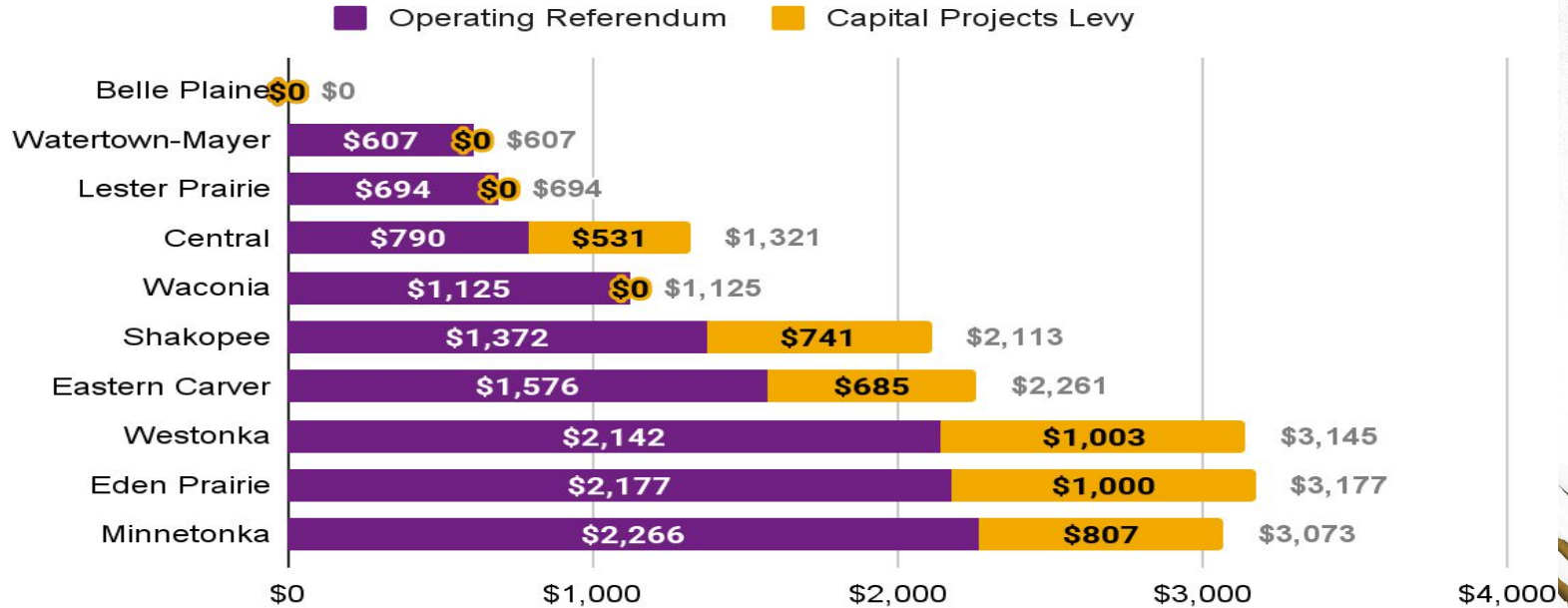


Ten-Year Technology Plan



FY26 Operating Referendum & Capital Projects Levy Comparison

Dollars per APU





Questions?

5.B.4. FY 26 Preliminary Budget



FY25 and FY26 Budget Update

April 28, 2025

Agenda

- **FY25 Final Revised Budget,**
- **FY26 Preliminary Budget, and**
- **Revised General Fund Forecast FY25 through FY28**





FY25 Final Revised Budget

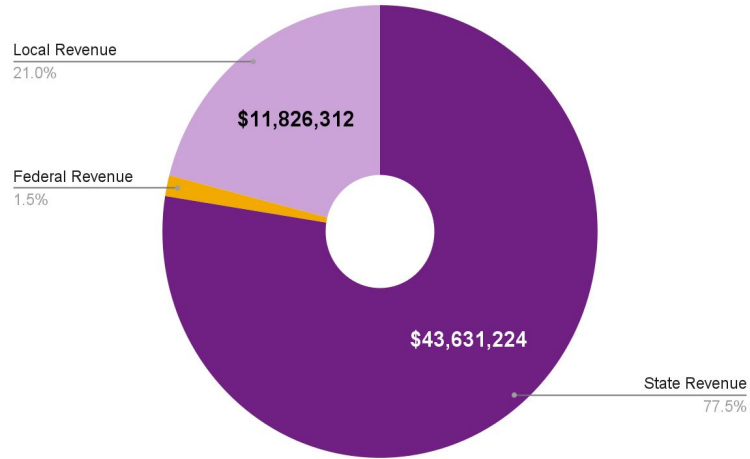
Final FY25 Revised General Fund Revenue Budget

Final FY25 Revised General Fund Budget

Description	Actual	Original Budget	Preliminary Revised Budget	Final Revised Budget
	2023-24	2024-25	2024-25	2024-25
General Fund Restricted Revenues (A)	\$ 3,669,526	\$ 4,491,997	\$ 4,512,643	\$ 4,512,643
General Fund Unrestricted Revenues (B)	\$ 53,071,197	\$ 51,940,609	\$ 51,782,941	\$ 51,782,941
Total General Fund Revenues (C)	\$ 56,740,723	\$ 56,432,606	\$ 56,295,584	\$ 56,295,584

General Fund Revenue Sources

- **State Revenue Examples:** General Education Aid, Special Education Aid, Literacy Incentive Aid, Gifted & Talented, etc.
- **Federal Revenue Examples:** Title Grants
- **Local Revenue Examples:** Property Tax Levies, Student Fees, Donations & Non-Federal Grants

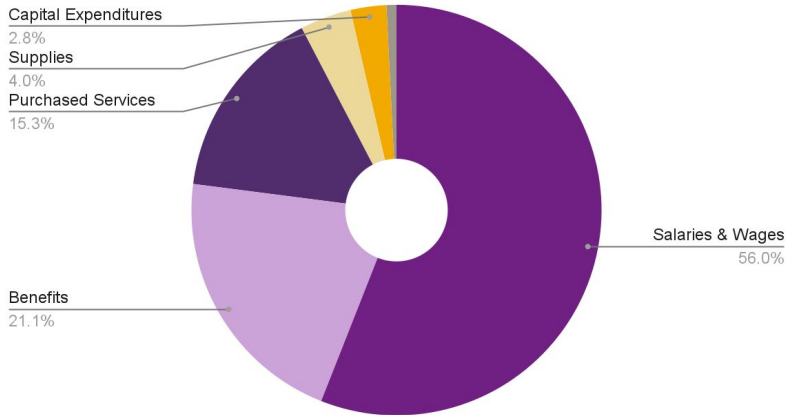


Final FY25 Revised General Fund Expenditure Budget

Final FY25 Revised General Fund Budget

Description	Actual	Original Budget	Preliminary Revised Budget	Final Revised Budget
	2023-24	2024-25	2024-25	2024-25
General Fund Restricted Expenditures (D)	\$ 3,446,004	\$ 3,333,858	\$ 3,333,643	\$ 4,491,516
General Fund Unrestricted Expenditures (E)	\$ 45,314,667	\$ 50,742,415	\$ 48,831,944	\$ 48,252,409
Total General Fund Expenditures (F)	\$ 48,760,671	\$ 54,076,273	\$ 52,165,587	\$ 52,743,925

Points scored



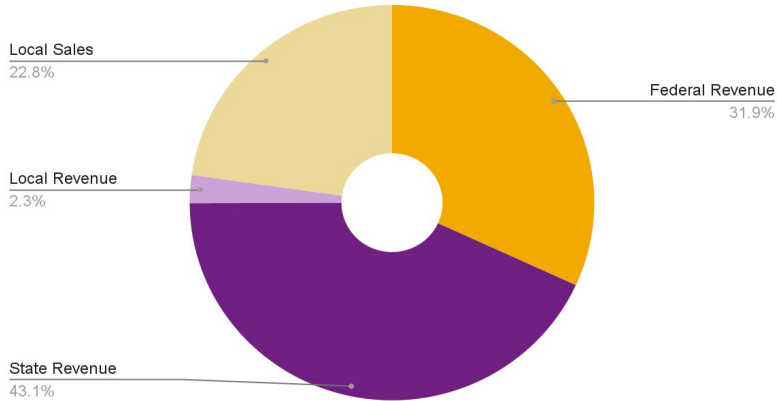
- **Salaries:** personnel costs – largest portion of expenditures
- **Benefits:** employer-provided contributions for health insurance, retirement plans, payroll taxes, and other employee-related costs
- **Purchased Services:** utilities, transportation services, consulting services, facility maintenance contracts, etc
- **Supplies:** paper, pencils, textbooks, workbooks, art materials, science lab equipment, custodial supplies, etc
- **Capital Expenditures:** construction and renovation of buildings, large-scale technology purchases, furniture, and playground equipment
- **Other Expenditures:** debt service payments, dues and memberships, licensing fees, and unexpected miscellaneous expenses

Final FY25 Revised Budget - Fund 02 Food Service

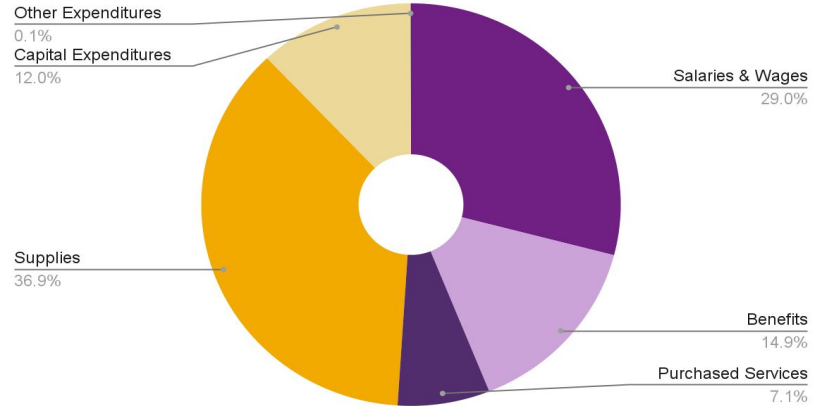
Final FY25 Revised Budget - Fund 02

Description	Actual Audited Results	Original Budget	Preliminary Revised Budget	Final Revised Budget
	2023-24	2024-25	2024-25	2024-25
Fund 02 - Nutrition Services Revenue	\$ 3,388,847	\$ 3,475,575	\$ 3,475,575	\$ 3,475,575
Fund 02 - Nutrition Services Expense	\$ 3,472,583	\$ 3,602,627	\$ 3,573,837	\$ 3,554,876
Fund 02 - Nutrition Services Revenue minus Expense	\$ (83,736)	\$ (127,052)	\$ (98,262)	\$ (79,301)

FY25 Final Revised Revenue - Fund 02



FY25 Final Revised Expense - Fund 02



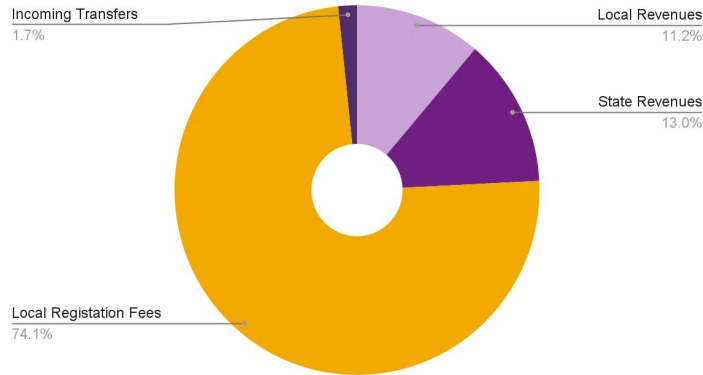
Final FY25 Revised Budget – Fund 04 Community Education

Waconia Public Schools

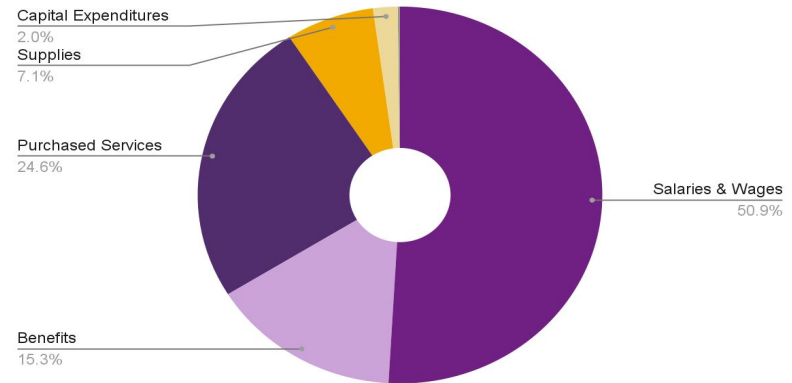
Final FY25 Revised Budget - Fund 04

Description	Actual	Original Budget	Revised Budget	Final Revised Budget
	2023-24	2024-25	2024-25	2024-25
Fund 04 - Community Education Revenue	\$ 4,221,222	\$ 4,015,267	\$ 4,041,572	\$ 4,041,572
Fund 04 - Community Education Expense	\$ 3,902,578	\$ 3,779,483	\$ 3,846,546	\$ 3,846,546
Fund 04 - Community Education Revenue minus Expense	\$ 318,644	\$ 235,784	\$ 195,026	\$ 195,026

FY25 Final Revised Revenue - Fund 04



FY25 Final Revised Expense - Fund 04





Preliminary FY26 Original Budget

Preliminary FY26 Original General Fund Budget Assumptions

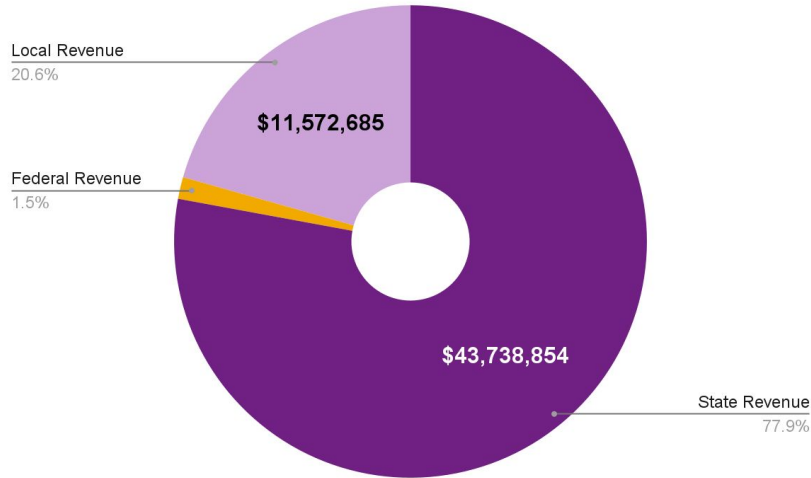
- Change the General Education Formula Allowance for 2025-26 from a 2.00% increase to a 2.74% increase per MDE
- Revise Kindergarten enrollment from 245 to 210
- Transportation rate increase of 9.00% from 2024-25 to 2025-26
- Hire 1.00 FTE Literacy Lead using Literacy Incentive Aid
- Reduce 1.00 FTE at Laketown due to declining enrollment
- Reduce 1.00 FTE at Waconia Middle School due to declining enrollment
- Use Restricted Learning & Development to purchase Instructional Technology
 - FY25 - \$85,000 and FY26 - \$85,000
- Move Staffing to Medical Assistance to hire the following:
 - 0.60 FTE Board Certified Behavior Analyst
 - 1.00 FTE ECSE Birth to 5 Program
- Use Medical Assistance to purchase a 0.40 FTE Occupational Therapist



Preliminary FY26 Original General Fund Revenue Budget

Waconia Public Schools Final FY25 Revised and Preliminary FY26 General Fund Budget

Description	Actual	Original Budget	Preliminary Revised Budget	Final Revised Budget	Initial Forecast Budget	Preliminary Budget
	2023-24	2024-25	2024-25	2024-25	2025-26	2025-26
General Fund Restricted Revenues (A)	\$ 3,669,526	\$ 4,491,997	\$ 4,512,643	\$ 4,512,643	\$ 4,382,536	\$ 4,343,491
General Fund Unrestricted Revenues (B)	\$ 53,071,197	\$ 51,940,609	\$ 51,782,941	\$ 51,782,941	\$ 51,910,417	\$ 51,806,096
Total General Fund Revenues (C)	\$ 56,740,723	\$ 56,432,606	\$ 56,295,584	\$ 56,295,584	\$ 56,292,953	\$ 56,149,587



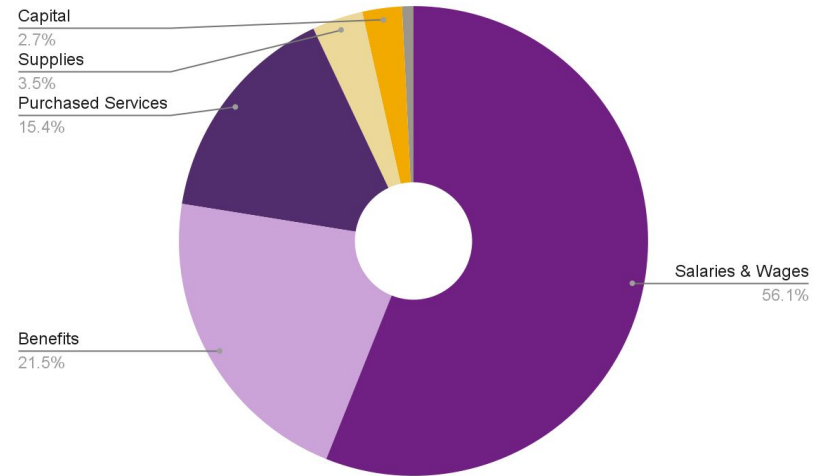
- **State Revenue Examples:** General Education Aid, Special Education Aid, Literacy Incentive Aid, Gifted & Talented, etc.
- **Federal Revenue Examples:** Title Grants
- **Local Revenue Examples:** Property Tax Levies, Student Fees, Donations & Non-Federal Grants

Preliminary FY26 Original General Fund Expenditure Budget

Waconia Public Schools Final FY25 Revised and Preliminary FY26 General Fund Budget

Description	Actual	Original Budget	Preliminary Revised Budget	Final Revised Budget	Initial Forecast Budget	Preliminary Budget
	2023-24	2024-25	2024-25	2024-25	2025-26	2025-26
General Fund Restricted Expenditures (D)	\$ 3,446,004	\$ 3,333,858	\$ 3,333,643	\$ 4,491,516	\$ 3,393,612	\$ 4,528,490
General Fund Unrestricted Expenditures (E)	\$ 45,314,667	\$ 50,742,415	\$ 48,831,944	\$ 48,252,409	\$ 50,952,230	\$ 50,372,009
Total General Fund Expenditures (F)	\$ 48,760,671	\$ 54,076,273	\$ 52,165,587	\$ 52,743,925	\$ 54,345,842	\$ 54,900,499

- **Salaries:** personnel costs - largest portion of expenditures
- **Benefits:** employer-provided contributions for health insurance, retirement plans, payroll taxes, and other employee-related costs
- **Purchased Services:** utilities, transportation services, consulting services, facility maintenance contracts, etc
- **Supplies:** paper, pencils, textbooks, workbooks, art materials, science lab equipment, custodial supplies, etc
- **Capital Expenditures:** construction and renovation of buildings, large-scale technology purchases, furniture, and playground equipment
- **Other Expenditures:** debt service payments, dues and memberships, licensing fees, and unexpected miscellaneous expenses



Fund 02 – FY26 Preliminary Food Service Budget Assumptions

- Participation Rates for Lunch and Breakfast are maintained but adjustments were made related to the enrollment decline
- Staffing and Benefits align with current settled contracts.
- 5.00% increase in food cost
- 3.00% increase in milk cost
- 2.00% increase in other supplies and materials
- New equipment purchases for Southview, Waconia Middle School, and the Waconia High School

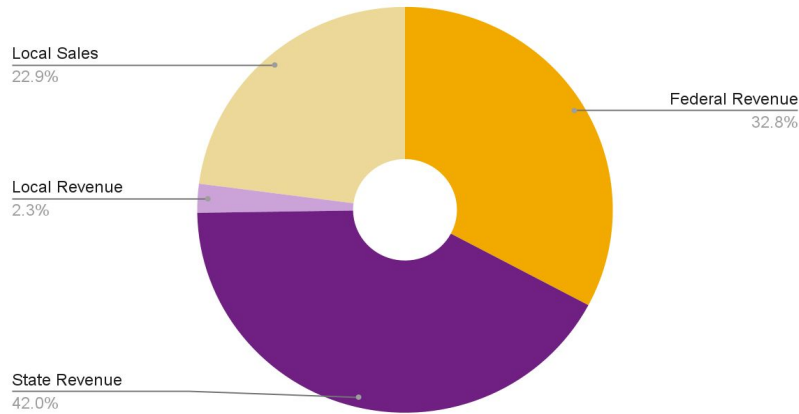


Preliminary FY26 Original Budget – Fund 02 Food Service

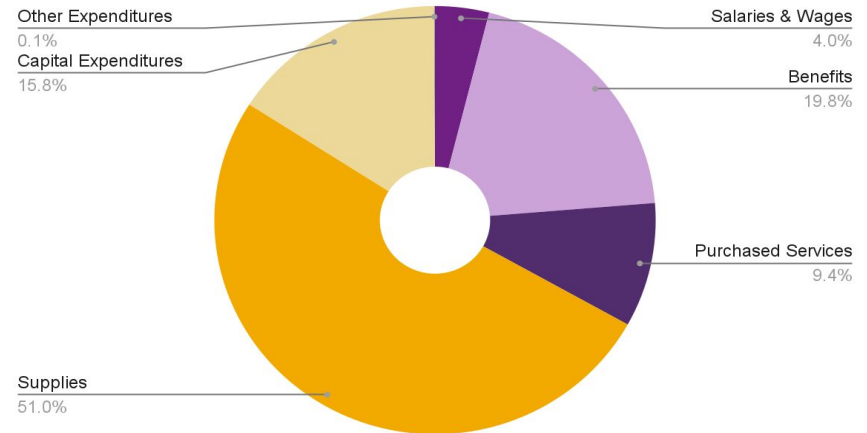
Waconia Public Schools Final FY25 Revised & FY26 Preliminary Budgets - Fund 02

Description	Actual Audited Results	Original Budget	Preliminary Revised Budget	Final Revised Budget	Preliminary Budget
	2023-24	2024-25	2024-25	2024-25	2025-26
Fund 02 - Nutrition Services Revenue	\$ 3,388,847	\$ 3,475,575	\$ 3,475,575	\$ 3,475,575	\$ 3,449,636
Fund 02 - Nutrition Services Expense	\$ 3,472,583	\$ 3,602,627	\$ 3,573,837	\$ 3,554,876	\$ 3,828,301
Fund 02 - Nutrition Services Revenue minus Expense	\$ (83,736)	\$ (127,052)	\$ (98,262)	\$ (79,301)	\$ (378,665)

FY26 Preliminary Revenue Budget



FY26 Preliminary Expense - Fund 02



Fund 04 – FY26 Preliminary Community Education Budget Assumptions

- Assumed a 1.00 FTE increase for a Recreation Services Coordinator
- Assumed an increase in Recreational Services Revenue associated with increased programming
- Fund Balance board approved purchase in 2024-2025 of a Kromer ([Kromer proposal](#)). A Kromer is a ride-on field painter that can be a multipurpose piece of equipment that can also be used to groom ball fields and sweep the turf.



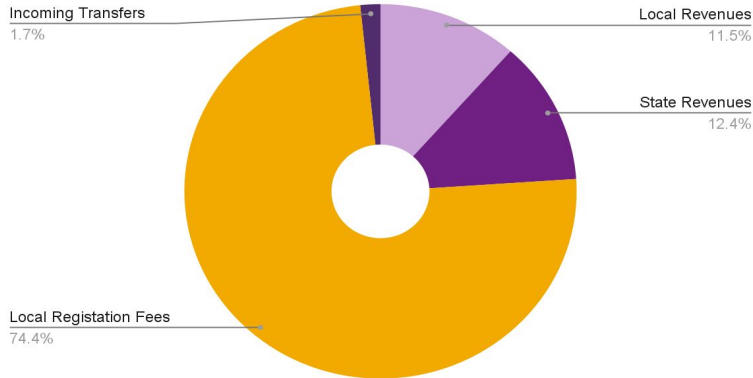
Preliminary FY26 Original Budget – Community Education

Waconia Public Schools

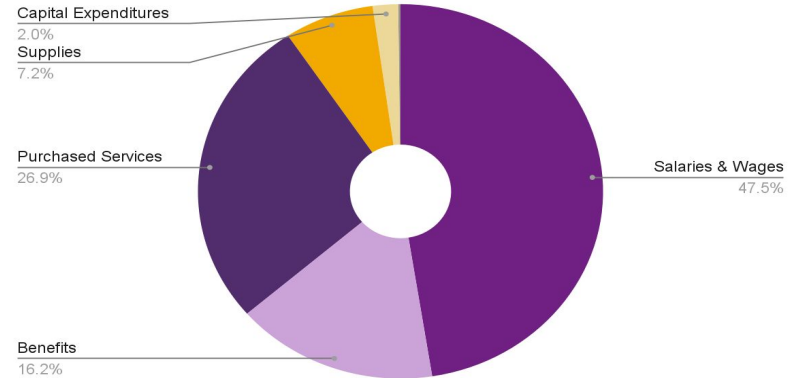
Final FY25 Revised and FY26 Preliminary Budget - Fund 04

Description	Actual 2023-24	Original Budget 2024-25	Revised Budget 2024-25	Final Revised Budget 2024-25	Preliminary Budget 2025-26
Fund 04 - Community Education Revenue	\$ 4,221,222	\$ 4,015,267	\$ 4,041,572	\$ 4,041,572	\$ 4,171,711
Fund 04 - Community Education Expense	\$ 3,902,578	\$ 3,779,483	\$ 3,846,546	\$ 3,846,546	\$ 3,889,861
Fund 04 - Community Education Revenue minus Expense	\$ 318,644	\$ 235,784	\$ 195,026	\$ 195,026	\$ 281,850

FY26 Preliminary Revenue - Fund 04



FY26 Preliminary Expense - Fund 04





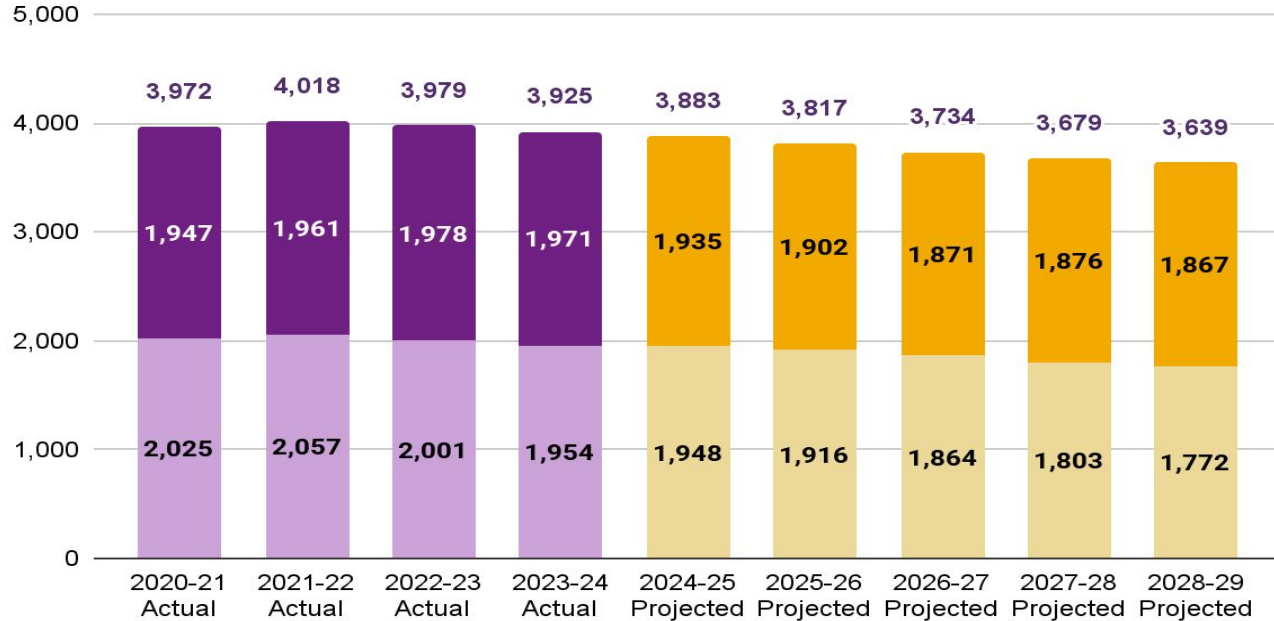
Revised General Fund Forecast

Projected FY25 through FY28

General Fund Financial Projection Assumptions

EOY ADM Enrollment

2020-21 to 2023-24 Actual and 2024-25 through 2028-29 Projection



- Actual EC-Grade 6
- Actual Grades 7-12
- Projected EC-Grade 6
- Projected Grades 7-12

**Note: Adjusted enrollment from FY26 through FY29 to reflect lower Kindergarten enrollment projections*



Waconia Public Schools
FY24 through FY28 General Fund Revised Projection Summary

Description	Actual	Original Budget	Preliminary Revised Budget	Final Revised Budget	Initial Forecast Budget	Preliminary Budget	Projected	Projected
	2023-24	2024-25	2024-25	2024-25	2025-26	2025-26	2026-27	2027-28
General Fund Restricted Revenues (A)	\$ 3,669,526	\$ 4,491,997	\$ 4,512,643	\$ 4,512,643	\$ 4,382,536	\$ 4,343,491	\$ 4,268,228	\$ 4,274,909
General Fund Unrestricted Revenues (B)	\$ 53,071,197	\$ 51,940,609	\$ 51,782,941	\$ 51,782,941	\$ 51,910,417	\$ 51,806,096	\$ 50,908,410	\$ 50,988,103
Total General Fund Revenues (C)	\$ 56,740,723	\$ 56,432,606	\$ 56,295,584	\$ 56,295,584	\$ 56,292,953	\$ 56,149,587	\$ 55,176,638	\$ 55,263,012
General Fund Restricted Expenditures (D)	\$ 3,446,004	\$ 3,333,858	\$ 3,333,643	\$ 4,491,516	\$ 3,393,612	\$ 4,528,490	\$ 4,699,108	\$ 4,905,103
General Fund Unrestricted Expenditures (E)	\$ 45,314,667	\$ 50,742,415	\$ 48,831,944	\$ 48,252,409	\$ 50,952,230	\$ 50,372,009	\$ 52,269,847	\$ 54,561,210
Total General Fund Expenditures (F)	\$ 48,760,671	\$ 54,076,273	\$ 52,165,587	\$ 52,743,925	\$ 54,345,842	\$ 54,900,499	\$ 56,968,955	\$ 59,466,313
General Fund Total Revenue Over (Under) Expenditures	\$ 7,980,052	\$ 2,356,333	\$ 4,129,997	\$ 3,551,659	\$ 1,947,111	\$ 1,249,088	\$ (1,792,317)	\$ (4,203,301)
Total Fund Balance (G)	\$ 4,555,777	\$ 6,912,110	\$ 8,685,774	\$ 8,107,436	\$ 10,632,885	\$ 9,356,524	\$ 7,564,207	\$ 3,360,906
Total Fund Balance % (G/F)	9.34%	12.78%	16.65%	15.37%	19.57%	17.04%	13.28%	5.65%
Total Non-Spendable, Restricted, and Assigned Fund Balance (H)	\$ 4,250,824	\$ 5,408,963	\$ 5,429,824	\$ 5,082,709	\$ 6,418,748	\$ 5,759,931	\$ 5,329,051	\$ 4,698,857
Total Unassigned Fund Balance (I) *	\$ 304,953	\$ 1,503,147	\$ 3,255,950	\$ 3,024,727	\$ 4,214,137	\$ 3,596,593	\$ 2,235,156	\$ (1,337,951)
Total Unassigned Fund Balance % (I/F)	0.63%	2.78%	6.24%	5.73%	7.75%	6.55%	3.92%	-2.25%
Unassigned Target Fund Balance %	5.00%	5.00%	5.00%	5.00%	5.00%	5.00%	5.00%	5.00%
Minimum Unassigned Fund Balance	\$ 2,438,034	\$ 2,703,814	\$ 2,608,279	\$ 2,637,196	\$ 2,717,292	\$ 2,745,025	\$ 2,848,448	\$ 2,973,316
Fund Balance Over (Under) Target	\$ (2,133,081)	\$ (1,200,667)	\$ 647,671	\$ 387,531	\$ 1,496,845	\$ 851,568	\$ (613,292)	\$ (4,311,267)

*Note: Restricted Funds that are NOT allowed to have negative balances will result in an adjustment to the Unassigned Fund Balance.

Budget Timeline

- **April 14, 2025:**
 - Present FY25 Final Revised and FY26 Preliminary Budgets to Finance Committee
- **April 28, 2025:**
 - Present FY25 Final Revised and FY26 Preliminary Budgets to School Board as part of the Finance Report
- **May 12, 2025:**
 - School Board approve FY25 Final Revised Budget
- **June 23, 2025:**
 - School Board approve FY26 Original Budget





Questions?

5.C. Samples and Past Referendum Materials

5.C.1. 2018 Operating Referendum

Sample Ballot

On November 6, residents of ISD110 will decide whether the district will be able to increase funding to support Waconia Public Schools students, staff and schools.



Waconia is one of the only school districts in the area without a voter approved operating levy. Even if this levy is approved, Waconia's would be well below the metro average.

If approved by voters, the estimated tax impact on the average homeowner (\$300,000 value) would be about \$23 per month.

School District Question

Approval of School District Operating Referendum Revenue Authorization

The board of Independent School District No. 110 (Waconia Public Schools), Minnesota has proposed to increase the School District's general education revenue by \$525 per pupil, subject to an annual increase at the rate of inflation. The proposed operating referendum revenue authorization would be first levied in 2018 for taxes payable in 2019 and applicable for ten (10) years unless otherwise revoked or reduced as provided by law.

YES Shall the increase in the general education revenue proposed by the board of
NO Independent School District No. 110 (Waconia Public Schools), Minnesota be approved?

**BY VOTING "YES" ON THIS BALLOT QUESTION,
YOU ARE VOTING FOR A PROPERTY TAX INCREASE.**

The majority of Minnesota school districts rely on levies to help fund their staff and operating costs.

The operating levy funds would provide critical funding for classrooms and instruction to support Waconia's high quality educational programs.

Learn More

Web: www.isd110.org
Email: referendum2018@isd110.org
Call: (952) 442-0611

Voting Information

Tuesday, November 6
7:00 AM—8:00 PM
Early voting / absentee ballots available in late September
Voting Questions: www.mnvotes.org / (952) 856-4514



WACONIA PUBLIC SCHOOLS Superintendent Pat Devine Report to the Community



BUILDING FOR THE FUTURE



Athletic Fields & Stadium Seating




Southview West Wall



PLANNING FOR THE FUTURE



DELIVERING ON OUR MISSION DESIRED DAILY EXPERIENCES



Explore your passions.

95% Graduation Rate



84% Post-Secondary



100%
Service Learning



83%
Activities Participation



Create your success.





Ready for the Future





WACONIA PUBLIC SCHOOLS • ISD110 • EXPLORE YOUR PASSIONS. CREATE YOUR SUCCESS.



OUTCOME IF OPERATING LEVY PASSES

If voters **approve** the levy request, we could:

- Maintain quality educational programming currently offered
- Develop additional business partnerships that prepare students for work or college after high school through authentic learning experiences
- Strengthen student support systems
- Provide students with more voice and choice through personalized learning
- Support the commitments outlined in the community-developed strategic roadmap
- Explore new academic and activity programs



OUTCOME IF OPERATING LEVY FAILS

If voters **do not approve** the levy request, we would need to cut \$2.1 million which could result in these actions:

- Reduce teaching staff
- Increase class sizes at some or all grade levels
- Reduce administrative staff
- Reduce support staff
- Reduce and/or eliminate some athletics and extracurricular activities
- Reduce world language offerings
- Reduce music and art programs
- Increase some student fees





QUESTIONS?

www.isd110.org

referendum2018@isd110.org

(952) 442-0611

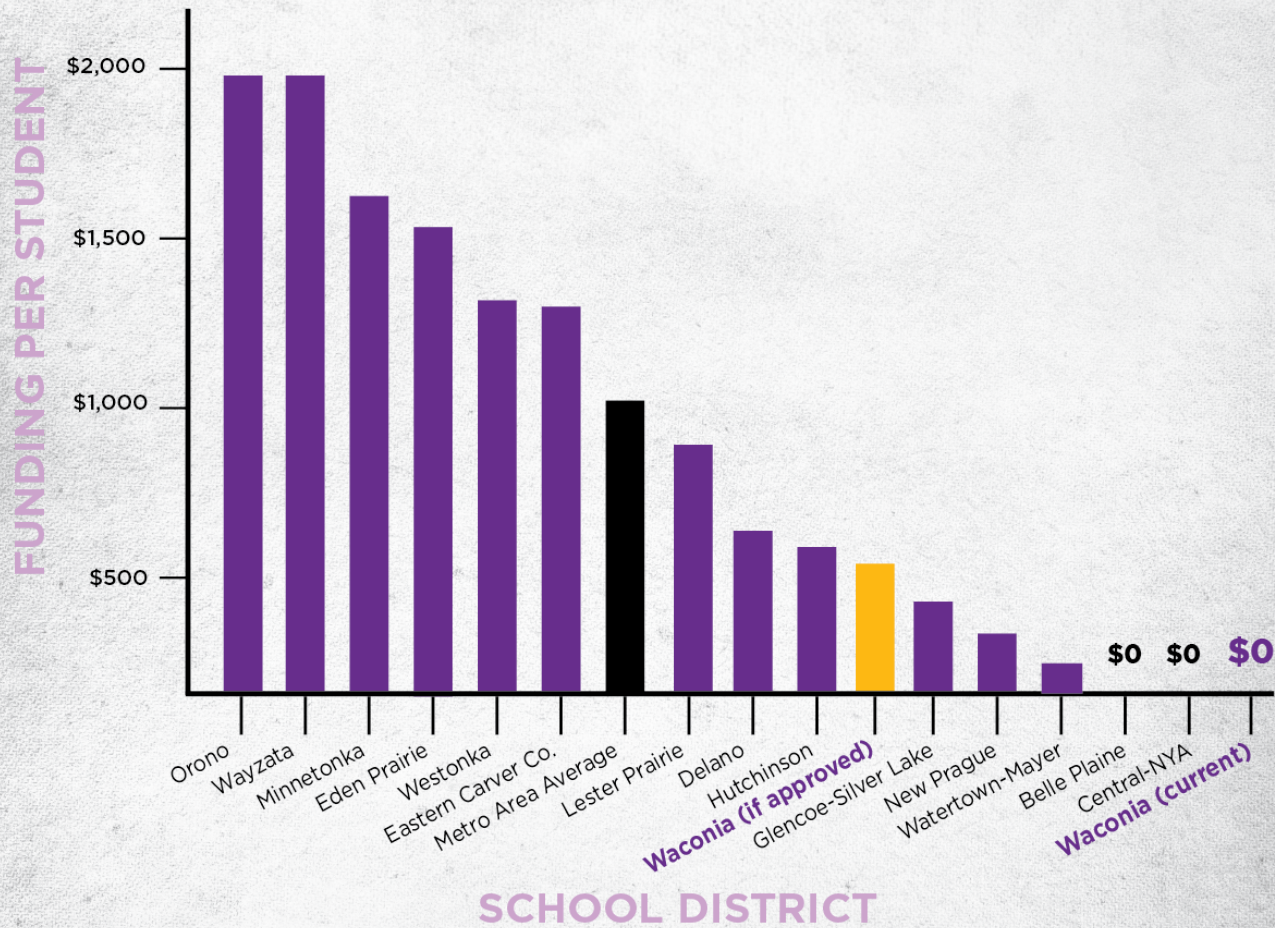


WEareONE10!



FUNDING PER STUDENT

VOTER-APPROVED OPERATING LEVY, 2018-19

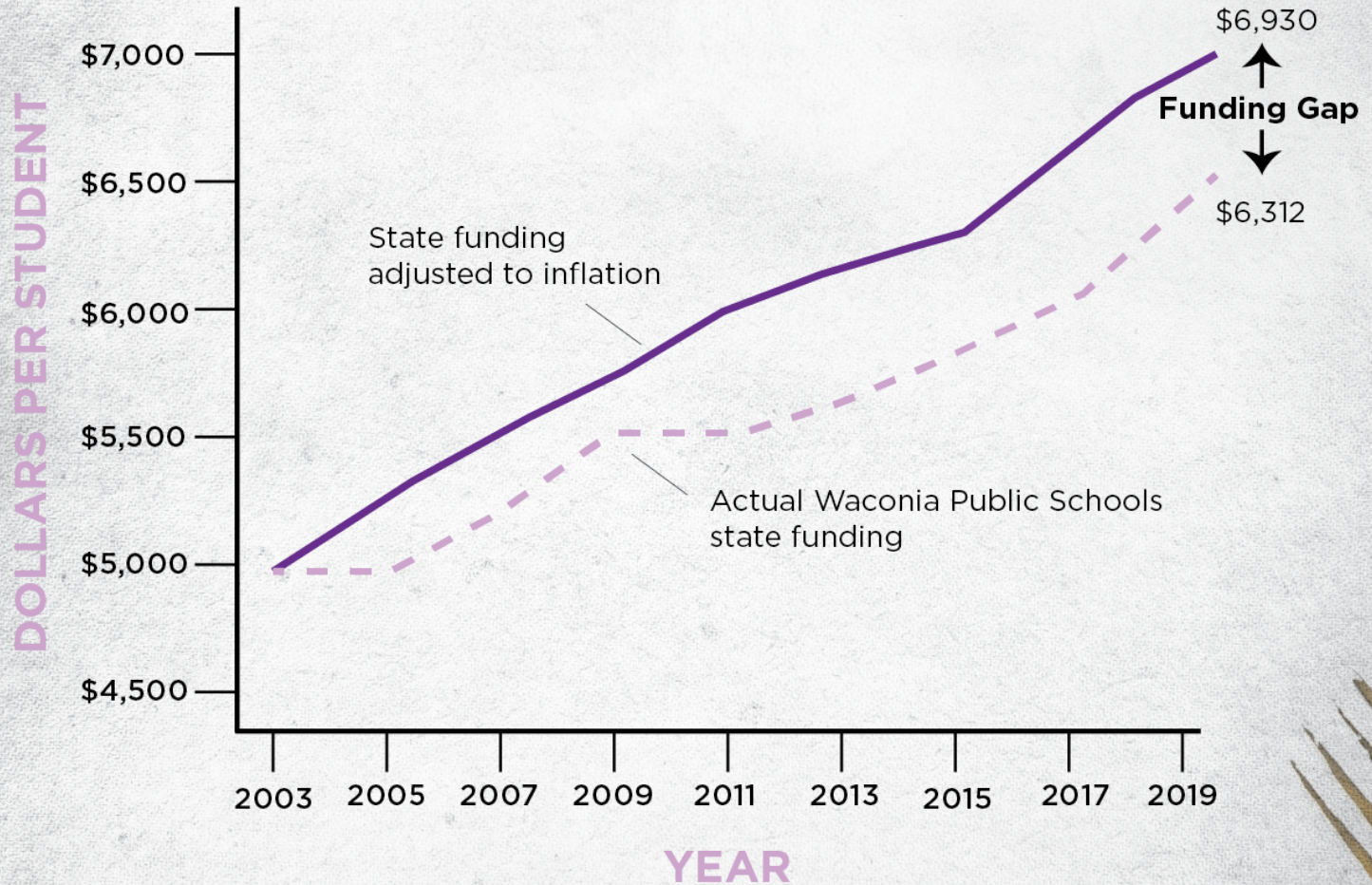


Waconia is one of the only school districts in our area without a voter-approved operating levy. These levies provide critical funding for classrooms, instruction and other operating costs.



2003 - 2019


STATE GENERAL EDUCATION FUNDING PER STUDENT



Independent School District 110
512 Industrial Blvd.
Waconia, MN 55387

First Class Mail
Presorted
U.S. Postage Paid
Waconia, MN
Permit No. 1

On November 6, 2018, residents of ISD110, Waconia Public Schools, will be asked to vote on a request to increase local school funding through an operating levy. If approved by voters, the funding would be used to continue providing quality education for students. The School Board voted unanimously to bring this request to voters after researching and reviewing the various options.



Voting Information

Polls will be open Tuesday, November 6, 7:00 a.m. — 8:00 p.m. Early voting and absentee ballots are available beginning in late September. Voting Questions: www.mnvotes.org / (952) 856-4514. The precincts and polling places for the special election will be the precincts and polling places used for the state general election. All qualified electors residing in said School District may cast their ballots at the polling places for the precincts in which they reside during the polling hours specified above. A voter must be registered to vote to be eligible to vote in the special election. Unregistered individuals may register to vote at the polling places on election day.

Learn More

Web: www.isd110.org
Email: referendum2018@isd110.org
Call: (952) 442-0611
Community Information Sessions:

Oct. 11 - 6 p.m - Waconia High School - Room B107
Oct. 22 - 6 p.m. - St. Bonifacius City Hall - Community Room

BY ORDER OF THE SCHOOL BOARD

/s/ 

Jessica Kilian
School District Secretary-Clerk School
District No. 110
(Waconia Public Schools)
State of Minnesota

Dated: July 9, 2018

NOTICE OF SPECIAL ELECTION

INDEPENDENT SCHOOL DISTRICT NO. 110 (WACONIA PUBLIC SCHOOLS), MINNESOTA

NOTICE IS HEREBY GIVEN that a special election has been called and will be held in and for Independent School District No. 110 (Waconia Public Schools), Minnesota, on November 6, 2018, between the hours of 7:00 a.m. and 8:00 p.m. to vote on the following question:

SAMPLE BALLOT

SCHOOL DISTRICT QUESTION

Approval of School District Operating Referendum Revenue Authorization

The board of Independent School District No. 110 (Waconia Public Schools), Minnesota has proposed to increase the School District's general education revenue by \$525 per pupil, subject to an annual increase at the rate of inflation. The proposed operating referendum revenue authorization would be first levied in 2018 for taxes payable in 2019 and applicable for ten (10) years unless otherwise revoked or reduced as provided by law.

YES Shall the increase in the general education revenue proposed by the board of Independent School District No. 110 (Waconia Public Schools), Minnesota be approved?

NO

BY VOTING "YES" ON THIS BALLOT QUESTION, YOU ARE VOTING FOR A PROPERTY TAX INCREASE.

Waconia is one of the only school districts in the area without a voter approved operating levy. Even if this levy is approved, Waconia's would be well below the metro average.

The majority of Minnesota school districts rely on levies to help fund their staff and operating costs.

If approved by voters, the estimated tax impact on the average homeowner (\$300,000 value) would be about \$23 per month.

The operating levy funds would provide critical funding for classrooms and instruction to support Waconia's quality educational programs.

Estimated Tax Impact on Homestead Residential, Apartments, and Commercial/Industrial Properties

Market Value	Proposed New Levy Authority Estimated Annual Tax Impact Payable in 2019
\$100,000	\$ 92.79
125,000	115.99
150,000	139.19
200,000	185.58
300,000	278.37
350,000	324.77
400,000	371.16
500,000	463.95
750,000	695.93
1,000,000	927.90

Passage of this referendum will result in an increase in your property taxes. For the ballot question, the property tax portion of the revenue authorized will require an estimated referendum tax rate of 0.09279% for taxes payable in 2019 of the referendum market value of all classes of taxable property in the School District, as defined by Minnesota Statutes, Section 126C.01, Subdivision 3, which excludes certain agricultural property, seasonal property and post-secondary student housing. The projected annual dollar increases for typical residential homesteads, apartments, commercial-industrial properties, and most other classes of property within the School District are as shown in the table above, subject to an annual increase at the rate of inflation. For agricultural property (both homestead and non-homestead), the taxes for the proposed referendum will be based on the value of the house, garage and one acre of land. There will be no referendum taxes paid on the value of agricultural land and buildings. For seasonal recreational residential property (e.g., cabins), there will be no taxes paid for the proposed referendum. The figures in the table above are based on taxes for the voter approved referendum levy only, and do not include taxes for other purposes.

Prepared and paid for by Independent School District No. 110 (Waconia), 512 Industrial Blvd., Waconia, MN 55387. This publication is not circulated on behalf of any candidate or ballot question.

CommuniCAT

SPECIAL EDITION: REFERENDUM 2018 - OPERATING LEVY



On November 6, 2018, residents of ISD110, Waconia Public Schools, will be asked to vote on a request to increase local school funding through an operating levy. If approved by voters, the funding would be used to continue providing quality education for our students.



Just this past school year, the class of 2018 at Waconia High School demonstrated, once again, how the quality of education at Waconia Public Schools impacts lives.

Of the 286 graduates, 157 students received academic awards, 63 seniors took college level classes and 51 seniors were members of the National Honor Society. This type of success is something that is developed throughout the educational journey of each student

and becomes a source of pride for the entire community.

FUNDING NOT KEEPING PACE

The vast majority of funding for school district operations - 85% - comes from the state of Minnesota. The rest comes from federal funding, property taxes and other local sources. State funding has not been keeping pace with inflation or increasing costs, which has created a gap in funding.

COVERING THE GAP

Waconia Public Schools has been spending down the fund balance to cover that gap but this practice is no longer sustainable.

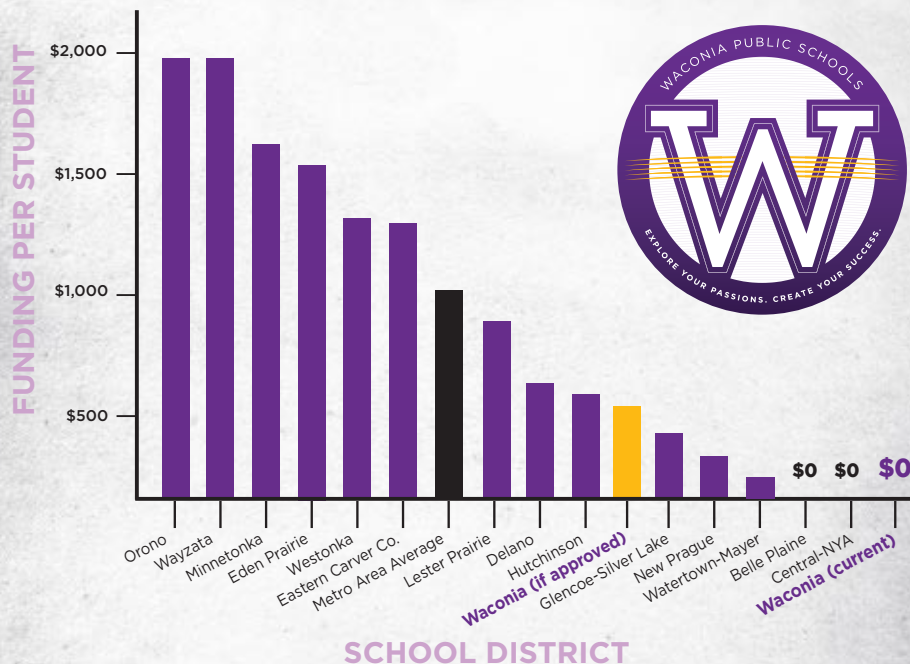
Many other school districts across the state have made up for the lack of funding by asking voters to approve an operating levy.

The comparison chart on this page shows surrounding school districts and the funding per student operating levy dollars that their voters have approved.

Waconia is one of the only school districts in the area without a voter approved operating levy. Waconia Public Schools is asking voters to consider an operating levy that would generate about \$525 per student in additional funding. The levy would provide critical funding for classrooms, instruction and other operating costs. The estimated tax impact for the average homeowner in the district (\$300,000 home value) would be about \$23 per month.

FUNDING PER STUDENT

VOTER-APPROVED OPERATING LEVY, 2018-19



SCHOOL DISTRICT

Waconia is one of the only school districts in our area without a voter-approved operating levy. These levies provide critical funding for classrooms, instruction and other operating costs.

LEARN MORE

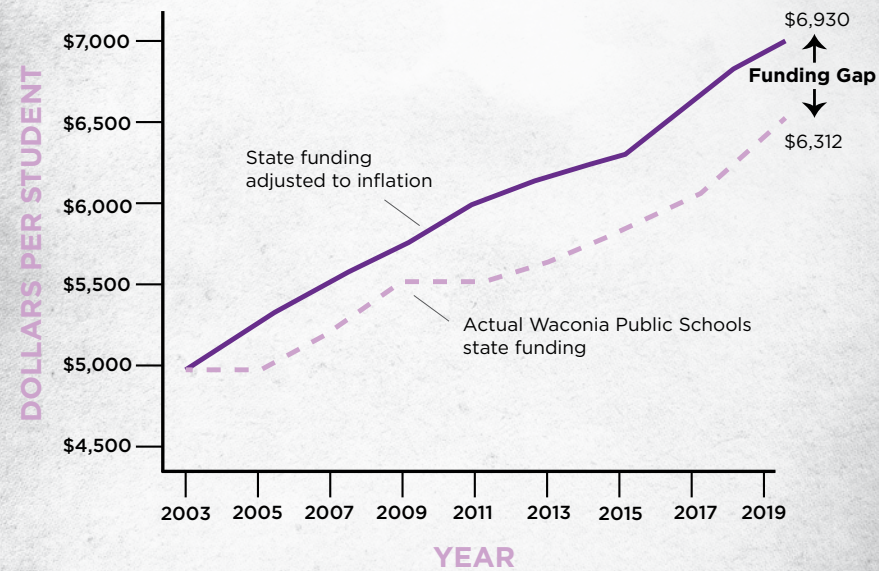
On the web:
isd110.org

Email:
referendum2018@isd110.org

Call:
(952) 442-0611

2003 - 2019

STATE GENERAL EDUCATION FUNDING PER STUDENT



Source: Minnesota Department of Education and Association of Metropolitan School Districts (June 2018 inflation estimates)

FUNDING REQUEST

The proposed operating levy would generate approximately \$2.2 million in annual school funding to support student learning. The estimated tax impact for the average homeowner in the district (\$300,000 home value) would be about \$23 per month. For those who want to calculate the tax impact on their home or business, there is a tax calculator on the website at: isd110.org.



POPULAR SCHOOL DISTRICT

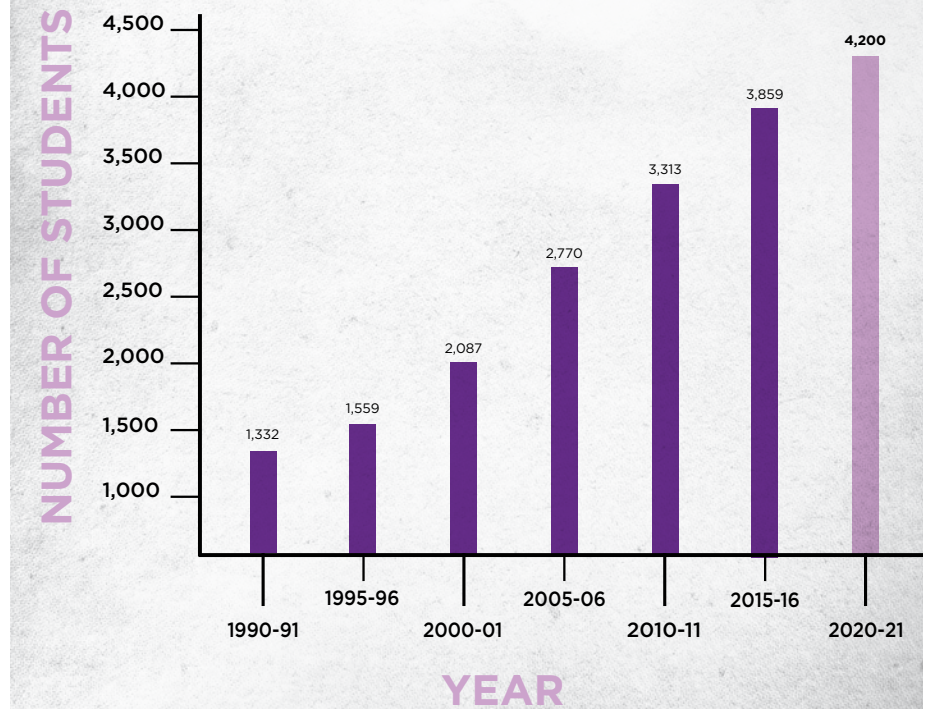
Since the 1990s, Waconia Public Schools enrollment has tripled. During that same time, how teachers educate students has also changed. New technology, new research about how children learn and new methods of teaching are all changing what happens in classrooms.



K-12 ENROLLMENT 1990 - 2020



Since 1990, enrollment has more than tripled as families move here for the great schools and quality of life.



FUNDING FACTS

- › For the past 15 years, state education funding has not kept pace with inflation or increasing costs, putting pressure on school budgets across the state.
- › The special education programs that we are required to provide also cost more than we receive each year, putting additional pressure on the operating budget.
- › Overall, our school district is in the bottom 1% of all Minnesota school districts for general education funding, ranking 328 out of 331.

IF VOTERS APPROVE THE OPERATING LEVY REQUEST

Enables the district to:

- › Maintain quality education programming currently offered
- › Develop additional business partnerships that prepare students for work or college after high school through authentic learning experiences
- › Strengthen student support systems
- › Provide students with more voice and choice through personalized learning
- › Support the commitments outlined in the community-developed strategic roadmap
- › Explore new academic and activity programs

IF VOTERS DO NOT APPROVE THE OPERATING LEVY REQUEST

The district would face budget cuts of more than \$2 million, which could result in these actions:

- › Reduce teaching and administrative staff
- › Increase class sizes at some or all grade levels
- › Reduce and/or eliminate some athletics and extracurricular activities
- › Reduce support staff
- › Reduce world language offerings
- › Reduce music and art programs
- › Increase some student fees





VOTE!

TUESDAY, NOV. 6

Strong Schools = Strong Communities

COMMUNITY-BASED DECISION

In addition to reviewing district budget options, the School Board engaged our community through a strategic planning process and a community survey before unanimously deciding to ask voters to consider increasing our local school funding through an operating levy. The goal is to maintain educational quality while being financially responsible.

BONDS ARE FOR BUILDING, LEVIES ARE FOR LEARNING

In 2014, voters approved building bonds for major renovations to our school buildings. Bonds provide funding for construction costs and cannot be used for school district operations. This 2018 request is to increase our operating levy, which funds school operations by paying for educational programming, teachers and other staff, classroom materials, utilities and transportation costs.

#WEareONE10



LEARN MORE

On the web: isd110.org

Email: referendum2018@isd110.org

Call: (952) 442-0611



VOTING INFORMATION

Tuesday, November 6 • 7:00 AM - 8:00 PM

Early voting / absentee ballots available in late September

Voting Questions

www.mnvotes.org • (952) 856-4514

ESTIMATED TAX IMPACT FOR REFERENDUM OPERATING LEVY

Pay 2019

Net Pupil Change: \$525.00

Tax Rate: 0.09279%

Market Value of Property

Monthly Impact

Annual Impact

\$100,000	\$7.73	\$92.79
\$125,000	\$9.67	\$115.99
\$150,000	\$11.60	\$139.19
\$200,000	\$15.47	\$185.58
\$300,000	\$23.20	\$278.37
	Average District Home Value	
\$350,000	\$27.06	\$324.77
\$400,000	\$30.93	\$371.16
\$500,000	\$38.66	\$463.95
\$750,000	\$57.99	\$695.93
\$1,000,000	\$77.33	\$927.90

Independent School District No. 110 Waconia Public Schools (MN)

Prepared by Springsted, Inc., July 16, 2018

Existing Authority is board and voter approved authority, net of local optional revenue reduction. Tax rate is derived by dividing the levy on referendum market value by the total referendum market value, and does not include adjustments for fiscal disparities. The dollar increase in taxes payable is derived by multiplying the tax capacity rate increase and the referendum market value by the referendum market value rate. Residential seasonal recreational property and all but one acre and buildings of agriculture land are excluded from referendum market value tax. Calculations are based on current law and will require revision in the event of legislative changes. Tax impacts are calculated the same for residential homesteads, apartment, commercial and industrial properties.



Referendum Presentation Schedule

Date	Time	Meeting	Location	Presenter	Type	Guest
8/22	7:30a	Rotary	Vandy's	Pat	Slides	Christine, Peter, Kelly Dohm
8/22	3:30-7:30 p	Open House	All Buildings		Table	Multiple-sign up
8/23	9:00a	Staff Welcome Back Program	PAC	Pat	VIDEO	
8/23	6:30p	Kids' Co-Parent Meeting--BV	BV-Gym	Pat	VIDEO	
8/25	9a-2p	GE Youth Football Photo Day	Brook Peterson Park		Table	
8/27	6:30p	Victoria City Council	Victoria City Hall	Pat	Enhanced	
8/30	5:30p-7p	EG Open House	EG		Table	
9/4	7:00p	SV PTO	SV Media Center	Pat		Greg Tucker Khuzana
9/8	4:00p (Pat will be there at 6:30p)	Lakebridge N'hood Block Party	Lakebridge Park	Pat		
9/10	7:30a	LT Pastries for Parents-Gr. 5		Pat		Nancy, Tabitha
9/10	3:00p	Laketown Township	Township Hall	Pat		
9/11	1:30p	Cafe 110 Managers	Conf. rm G	Pat		
9/11	5:30p	Waconia Lion's		Pat		
9/11	6:00p	WMS-PTO	D110	Shane		Dana, Katie

9/14	7:30a-4:00p	Nickle-Dickle Packet Pick-Up	Comm-Ed		Table	
9/15	morning	Nickle-Dickle Tickle-Race	BV Parking Lot		Table	Christine & Others
9/18	11:00a	Westview Acres	TBD	Pat	Full presentation	Cathy Thom
9/18	6:30p	LT-PTO	TBD	Pat	Video-only	Nancy, Tabitha
9/18	7:00p	BV-PTO	TBD	Pat	Video-only	Ann Swanson Mike Bullis
9/22	9:30a-11:30a	EGFE Family Safety Fair	Waconia Fire Station		Table	
9/24	9:15a	EG-Parent-Class	(Pedretti)	Pat	Video-Only	
9/24	6p-7p	Open-Forum	WHS-B107	Pat		Mark Fredericksen
9/24	8:00p	Show-Choir Parent Meeting	WHS-PAG	Pat	Video-only	Kathy Oliphant
9/26	9:15a	EG-Parent-Class	(Pedretti)	Pat	Video-only	
9/26	11:00a	Waconia Senior Center	Freshwater Church	Pat		
9/26	4:00p	EG-Parent Advisory Group	EG-Parent Ed-Room 103	Pat	TBD	Jenn Froehlich
9/27	9:30a	EG-Parent-Group	(Pedretti)	Pat	Full Presentation	
9/27	11:30a-1p	Chamber "Meet the Candidates" Luncheon	Sovereign Estates	Pat	Brief remarks	Khuzana Christine
9/27	2:45p	LT-Staff Meeting	Innovation Lab	Pat		
9/27	evening	WMS	WMS		Table	Shane

		Conferences				Glausen
9/28	9:00a	Retirees and Past School Board Members	District Office Conf Rm-A	Pat		
9/28	evening	Homecoming Game	TBD		Table	
10/1	8:45a	MOPs Group (Trinity)	Trinity School fireside room	Pat		
10/1	11:30a	EG Parent Group	Pedretti	Pat	Full Presentation	
10/1	1:30p	EGFE Staff Meeting	TBD	Pat		
10/1	evening	WMS Conferences	WMS		Table	Shane Glausen PTO
10/1	6:00p	Waconia City Council	Waconia City Hall	Pat		Christine, Dana, Tabitha Greg T Tamara P
10/1	7ishp	Watertown Township	3580 County Rd 10-north, Watertown, MN	Pat		Tamara P
10/2	7p	New Germany City Council	New Germany City Hall	Pat		Mike Bullis Tamara P
10/3	7:15a	Preschool Staff Meeting	ESC Conf. Rm-G	Pat		
10/3	9:30a &	EG Parent Classes	(Iverson room)	Pat		Cathy Thom
10/3	10:50a	EG Parent Classes	(Iverson room)	Pat		

10/3	5:30p	SPED-Parent Advisory Group	T110-Area	Pat		Christi Catron
10/3	7:30p	American Legion Women's Auxiliary	American Legion (Back Room)	Pat		Mike Bullis Khuzana DeVaun
10/4	7:30a	Chamber's Coffee Connection	Auburn Home	Pat		Tabitha
10/4	3:00p	ESP's (elementary)	LT Cafeteria	Pat		
10/5	7:00a	WMS-Staff Meeting	TBD	Pat		
10/6	8:00a	Moravian Men's Group--coffee	TBD	Pat		
10/8	9:30a	EG-Parent Classes	(Iverson room)	Pat		Cathy Thom
10/8	11:30a	EG-Parent Classes	(Iverson room)	Pat		
10/8	7pm	Hollywood Township	Hollywood Township Hall	Pat		Tamara P.
10/8	7:50pm	Dahlgren Township	East-Union Lutheran Church Parish Hall	Pat		Tamara P.
10/8	8:20pm	Waconia Township	Waconia Township Hall	Pat		Tamara P.
10/9	9:00a	EG-Parent-Class	(Pedretti)	Pat	Full presentation	
10/9	3:15p	ESP's (middle/high school)	WMS-D110	Pat	video	
10/9	7p	CrossWinds Neighborhood	1275 Crosswinds Court	Pat		Keith Baune, Theresa Shields

10/9	8p	American Legion Meeting	American Legion (back room)	Pat		
10/10	9:30a	Mom's Club	Freshwater Church	Pat		Tabitha
10/10	evening	WHS Conferences	WHS		Table	Mark F
10/11	9:30a	Mom's Group	Faith lutheran-- fireside room	Pat		Kristin Johnson
10/11	11:30a	EC Parent Class	(Iverson room)	Pat		Cathy Thom
10/11	1:30p	CE Staff Meeting	CE Lobby	Pat		
10/11	6p-7p	Open Forum	WHS-B107	Pat		Khuzana
10/11	7p	WHS Fall Musical	WHS		Table	Khuzana
10/11	7:20p	Benton Township	Carver County Public works building	Pat		
10/11	8:00p	Camden Township	315 State Ave S, New Germany, MN 55367, USA	Pat		
10/12	7:15a	WHS Staff Meeting	C107	Pat		
10/12	7p	WHS Fall Musical	WHS		Table	
10/13	2p & 7p	WHS Fall Musical	WHS		Table	
10/15	7p	Minnetrista City Council	Minnetrista City Hall	Pat		Tabitha

10/15	evening	WHS Conferences	WHS		Table	
10/16	4p-8p	Preschool Conferences	Waconia Preschool		Table	
10/16	4:30p	HERO's Coalition	Promise Community Church (behind Walgreen's)	Pat		Cathy Thom Tamara P.
10/16	evening	9th & 10th Band Concert	WHS		Table	
10/16	4p-8p	Preschool Conferences	Waconia Preschool		Table	
10/17	2p	District 110 eustodial staff	ESC Conf. Rm-A	Pat		
10/17	7p	St. Bonifacius City Council	St. Boni City Hall	Pat		Tamara
10/18	8:00a	Mack's Coffee Group	Mackenthun's	Pat		
10/19	12:45p	Auburn Meadows	Auburn Meadows	Pat	Full Presentation	
10/22	6p-7p	Open Forum	St. Boni City Hall	Pat		
10/23	6:10a	Koch-Bus	Bus Garage	Pat		Todd
10/24	11:30a	EG-Parent-Class	(Pedretti)	Pat	Full Presentation	Christine
10/25	7:15a	BV-Staff Meeting	Media Center	Pat		Ann Swanson
10/25	2:45p	SV-Staff Meeting	SV-Media Center	Pat		Khuzana DeVaun
10/26	7:30am	Colony Plaza Coffee Group	Colony Plaza	Pat		
10/28	4:00-ish	Sub-Scouts	EG fairgrounds	Pat		

			(sheriff's bldg)			
10/29	1:30pm	BV kitch staff	BV kitch	Pat		Todd, Barb
10/30	1:30pm	LT kitch staff	LT kitch	Pat		Todd, Barb
10/31	7:30am	Ridgeview Hospital	Auditorium	Pat		
10/31	1:30pm	SV kitch staff	SV kitch	Pat		Todd, Barb
10/31	2:30pm	WHS kitch staff	WHS kitch	Pat		Todd, Barb
11/1	8:15am	Morning Bus Route Drivers	Egg-cetera cafe	Pat		Todd
11/1	1:30pm	WMS kitch staff	WMS kitch	Pat		Todd, Barb
11/1	9:40a	EC Parent Class	(Iverson room) EC115	Pat		Cathy Thom Christine
11/1	evening	K-5 Conferences	LT, SV, BV		Tables	Ann Swanson Nancy Wittman Khuzana DeVaun
11/2	daytime	K-5 Conferences	LT, SV, BV		Tables	Ann Swanson Nancy Wittman Khuzana DeVaun
hold 11/2	4:00pm?	Sod Farm	Sod Farm	Pat		Todd, Dave G.
11/5 #79!!	11:00AM	Ministerial Group	Mocha Monkey	Pat		

5.C.2. 2020 Operating Referendum



OUR FUTURE.
VOTE NOVEMBER 3, 2020

CommunicAT

SPECIAL EDITION: REFERENDUM 2020 - OPERATING LEVY

On November 3, 2020, residents of Waconia Public Schools (ISD 110) will vote whether to increase the district's operating levy, which would provide more local support for Waconia's educational programs and student support services.

WE ARE ONE10!



Waconia Public Schools has a long history of supporting all students as they explore their passions and create their success. This consistency of excellence in education has been built over time by everyone coming together to support students. ISD 110 has incredible teachers, students and parents all surrounded by communities that understand the value of great schools.

It's the "We Are ONE10" way -- and that commitment to kids was front and center as Waconia Public Schools designed and is delivering a new way of educating in a pandemic. As it has been stated, we know our plan may not be perfect but it will be the best it can be given the circumstances.

We will continue to make improvements/adjustments every day to enhance learning to ensure we deliver the best academic and safest environment possible.

The end goal is to have students graduate, prepared to follow their passions for a lifetime of success. The Class of 2020 may have graduated during a pandemic but that did not slow them down one bit.

Waconia Public Schools is known for providing this type of top quality education year after year, and now, the district is at a crossroads. Due to a change in the way the state reimburses school districts for special education expenses, the district is in Statutory Operating Debt (SOD). This new special education funding formula did not adversely affect all districts in the state the same. At Waconia Public Schools, the change had a devastating impact.



CLASS OF 2020 ACCOMPLISHMENTS

84 honor students with 3.75 or higher cumulative GPA

38 students with cumulative GPA of 3.95 or higher

50 National Honor Society members

4 National Merit Scholars (most ever at WHS)

34% passed at least 1 Advanced Placement (AP) test



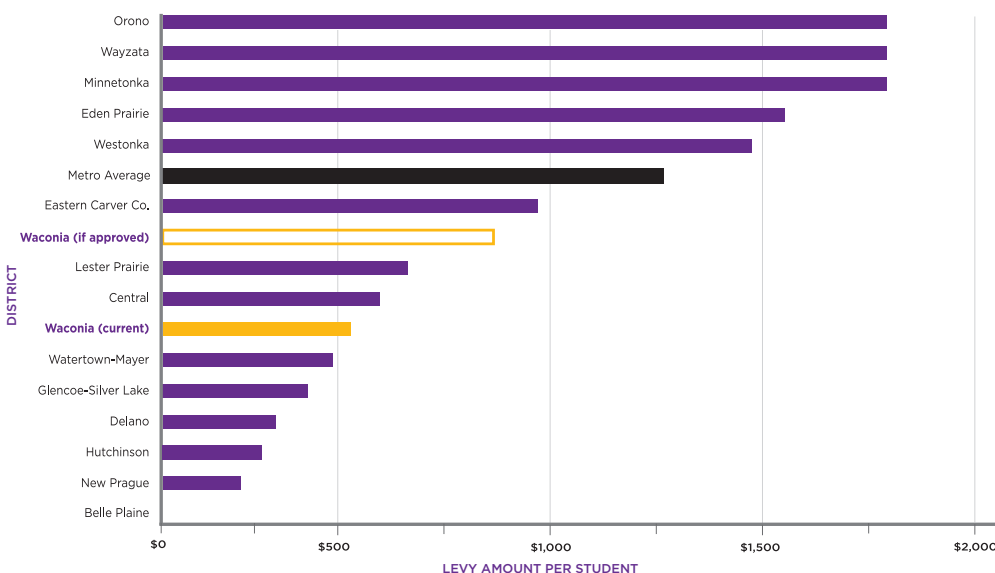
Before this new formula took effect, the state was reimbursing about 63% of the district's special education expenses. That has been reduced to less than 50%. The district has about \$10 million in yearly special education expenses.

COMMUNITY DECISION

On November 3, it will be up to the community to decide what the district looks like moving forward. The ballot question will ask voters to consider approving a \$410 per student levy increase. The resulting revenue of \$1.7 million per year would enable the district to maintain educational programs, and continue providing the quality education the community expects and students deserve. The tax impact on the average home value of \$350,000 would be about \$19 per month.

Even if the operating levy was passed, that would still put Waconia below the metro average in voter-approved levy amounts.

VOTER-APPROVED LEVY COMPARISONS (2020-21)



DIDN'T THE DISTRICT PASS AN OPERATING LEVY IN 2018?

It had been eleven years since the district asked for an operating levy ballot question when the voters approved an operating levy of \$525 per student in 2018. Those funds were supposed to help cover the state's funding gap for general education expenses for the next several years. When the state changed how it funds schools for special education expenses, this created another funding gap and the revenue generated from the 2018 operating levy was

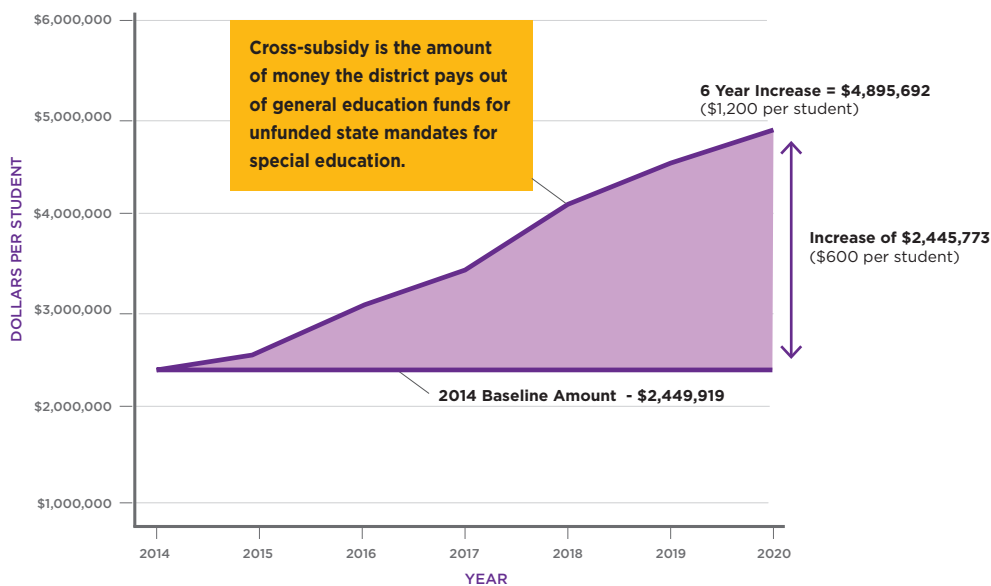
needed to cover the new special education funding gap -- leaving the general education funding gap without a funding source.

IT'S A SPECIAL EDUCATION FUNDING ISSUE

This is not a special education issue. This is a special education funding issue. Waconia Public Schools is extremely proud of its special education program -- all of the students, staff and parents. Until the state changes the way it reimburses for these expenses, the funding issue will

continue to be an issue that will need to be addressed through a local decision. Over the past several years, the School Board made a strategic decision to draw down reserves to avoid going to taxpayers rather than eliminate programs in support of the district's commitment to academic excellence. This left the district with no financial cushion to protect against cost increases and funding gaps.

ISD 110 SPECIAL EDUCATION CROSS-SUBSIDY COSTS



IF VOTERS APPROVE THE OPERATING LEVY REQUEST

- › Additional social/emotional and mental health support
- › Increase advanced class offerings
- › more authentic learning experiences
- › Continue offering high quality programming
- › Maintain current class sizes
- › Continue offering electives
- › Add programming based on student interests and passion



IF VOTERS DO NOT APPROVE THE OPERATING LEVY REQUEST

The district would face budget cuts of at least \$1 million to the 2021-22 school year...this would be in addition to \$2 million in budget cutbacks the district has already made:

- › Less social/emotional and mental health services
- › Eliminate programs with community input
- › Larger class sizes
- › Fewer elective and activities offerings
- › Staff reductions

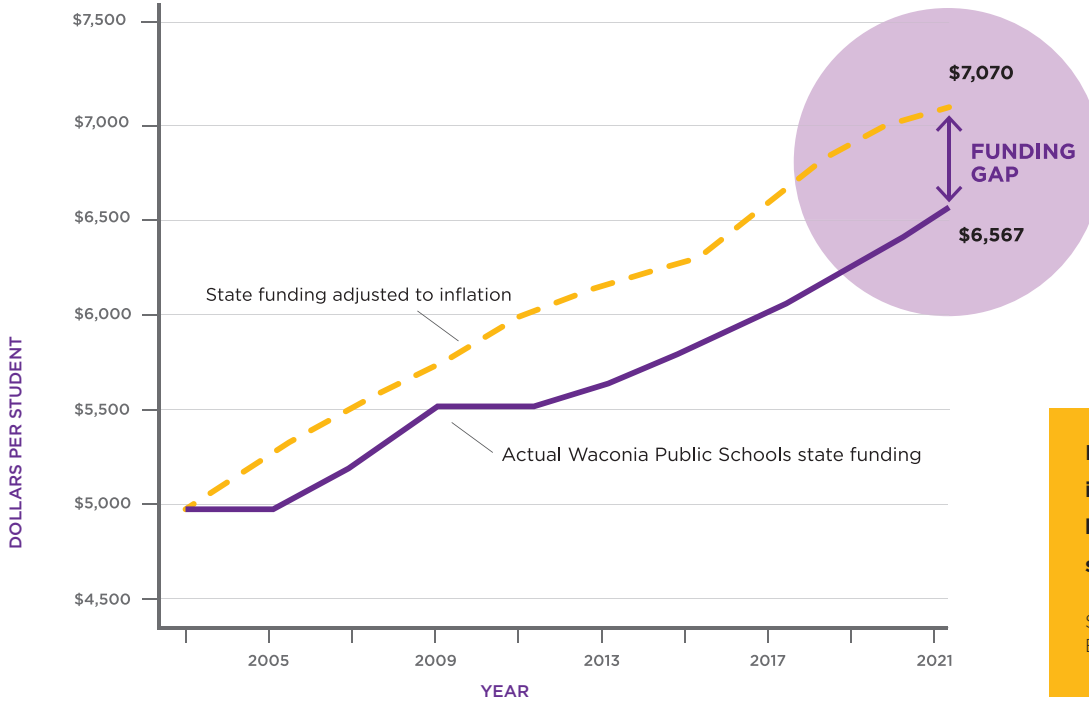


WACONIA PUBLIC SCHOOLS IS 328 OUT OF 330

Newly released rankings show that Waconia Public Schools ranks 328th out of 330 school districts in how much funding the state provides the district for general education students. ISD 110 continues to operate on a very lean budget but deliver excellence.



STATE BASIC GENERAL EDUCATION FUNDING PER STUDENT, 2003-2021



If state funding had kept pace with inflation since 2003, ISD110 would have received \$2 million more last school year alone.

Source: Minnesota Department of Education June 2020 inflation estimates.

SAMPLE BALLOT

On November 3, residents of ISD 110 will decide whether the district will be able to increase funding to support Waconia Public Schools students, staff and schools.

School District Question

Approval of School District Operating Referendum Revenue Authorization

The board of Independent School District No. 110 (Waconia Public Schools), Minnesota has proposed to increase the School District's general education revenue by \$410 per pupil, subject to an annual increase at the rate of inflation. The proposed new referendum revenue authorization would be first levied in 2020 for taxes payable in 2021 and applicable for ten (10) years unless otherwise revoked or reduced as provided by law.

YES Shall the increase in the general education revenue proposed by the board of

NO Independent School District No. 110 (Waconia Public Schools), Minnesota be approved?

PASSAGE OF THIS REFERENDUM WILL RESULT IN AN INCREASE

IN YOUR PROPERTY TAXES.

The state recently changed how it reimburses school districts for special education expenses. The amount of money ISD 110 must pull from its budget to cover those expenses more than doubled in the past 5 years.

The majority of Minnesota school districts rely on levies to help fund their staff and operating costs.

The operating levy funds would provide critical funding for classrooms and instruction to support Waconia's high quality educational programs.

If approved by voters, the estimated tax impact on the average homeowner (\$350,000 value) would be about \$19/month.

CommunicAT

SPECIAL EDITION: REFERENDUM 2020 - OPERATING LEVY



OUR FUTURE.

VOTE NOVEMBER 3, 2020

WHERE TO VOTE

Polls will be open from 7 a.m. to 8 p.m. on Tuesday, November 3, 2020. Absentee ballots will be available in September.

Get all your voting questions answered online: www.mnvotes.org.

EARLY VOTING LOCATIONS

The first day to vote early in-person is September 18 and the last day is November 2.

HENNEPIN COUNTY

*City of St. Bonifacius,
City of Minnetrista*

HENNEPIN COUNTY GOVERNMENT CENTER

300 South 6th St PSL 012
Minneapolis, MN 55487-0012

Monday-Friday: 8:00am - 4:30pm
Oct. 24: 9:00am - 4:00pm
Oct. 26-30: 8:00am - 5:30pm
Saturday, Oct. 31: 9:00am - 4:00pm
Monday, Nov. 2: 8:00am - 5:00pm

ST. BONIFACIUS CITY HALL

8535 Kennedy Memorial Drive
St. Bonifacius, MN 55375

Monday-Friday: 8:00am - 4:30pm
Saturday, Oct. 31: 10:00am - 3:00pm
Monday, Nov. 2: 8:00am - 5:00pm

MINNETRISTA CITY HALL

7701 Co Rd No 110 W
Minnetrista, MN 55364 (952) 446-1660

Monday-Friday: 8:00am - 4:00pm
Saturday, Oct. 31: 10:00am - 3:00pm
Monday, Nov. 2: 8:00am - 5:00pm

CARVER COUNTY

*Benton Township, Camden
Township, Dahlgren Township,
Hancock Township, San Francisco
Township, Waconia Township,
Watertown Township, City of New
Germany, City of Victoria, City of
Waconia*

CARVER COUNTY GOVERNMENT CENTER

Administration Building
600 E Fourth St | Chaska, MN 55318
(952) 361-1981

Monday-Friday: 8:00am - 4:30pm
Saturday, Oct. 31: 10:00am - 3:00pm
Monday, Nov. 2: 8:00am - 5:00pm

WACONIA CITY HALL (City of Waconia residents only)

201 Vine St S | Waconia, MN 55387
(952) 442-2184

Monday-Friday: 8:00am - 4:30pm
Saturday, Oct. 31: 10:00am - 3:00pm
Monday, Nov. 2: 8:00am - 5:00pm

LEARN MORE

On the web:
www.isd110.org

Email:
Levy2020@isd110.org

Call: (952) 442-0611

VIRTUAL TOWN HALL MEETINGS

Wednesday, Sept. 30: 6:30pm
Thursday, October 8: 6:30pm

Participate by following the link
on www.isd110.org.

If you would like Superintendent
Devine to present to your group/
organization call (952) 856-4514.



#WEareONE10



Staff Participation in the Referendum: Levy 2020

The following Q & A should help you understand your role as a district staff member leading up to the election. Any information provided by the school district and housed on our referendum website is considered factual information and can be shared by staff.

*General rules to remember: If you are acting in the capacity of a district staff member, you **should not** be advocating for or against the referendum, but you can provide factual information. If you are on your own time and acting as a private citizen, you **can** advocate in any manner you wish.*

Q. What is the law governing information about the referendum?

- A.** Districts must provide information about the campaign in a neutral manner. These publications must not promote a vote for or against the issue. School boards may expend a reasonable amount of funds to educate voters of the facts pertinent to the ballot question. It is the district's job to educate voters with the facts. It is the right of citizen and employee groups to advocate for or against.

Q. What may I tell students or send home with students? What if students ask about the referendum in class?

- A.** You *may* provide information that is factual, such as when and where the election is being held and what the referendum is for. The district will provide factual information you can share. You *may not* campaign to vote "yes" or "no" while working in your official capacity as an employee (e.g., teachers at conferences, when instructing or when coaching). You *may* campaign to vote "yes" or "no" when on your own time as a private citizen.

Discussion regarding the referendum election is not appropriate for the classroom unless it is related to the curriculum – for example, related to discussion of citizen rights to vote, political process, etc., and/or does not attempt to persuade individuals how to vote on the issue.

Q. What may I say in classroom newsletters or tell parents at open houses or conferences or via e-mail, etc.?

- A.** See question above. Remember the underlying principle: school districts *may not* expend school district funds to support a particular vote on a proposition. Therefore, newsletters or

any official communication from the school may provide only factual information about the referendum but not take a position of support or opposition. ***Whatever is available through the district communications office or on the Levy 2020 referendum [website](#) is informational and thus can be shared anytime.***

Q. What are appropriate ways to share factual information about the referendum?

A. If you want to distribute any district referendum materials or provide other factual information, you can do so many ways including:

- Backpacks
- Newsletters
- Emails and e-newsletters
- School websites (a link to the district’s Levy 2020 [referendum page](#) ensures consistent information)
- Open houses
- Events
- Parent-teacher conferences

Q. What if a community member or parent confronts me about the information we are providing?

A. We are sometimes criticized for providing *any* information, including that which is legal and which we are obligated to provide. Refer any concerns to the communications office.

Q. May I use school e-mail as it relates to the referendum?

A. Staff should not use district e-mail in any way that relates to campaigning for the referendum, but staff can provide factual information regarding the referendum using district email. If staff members wish to inform parents and the public regarding the facts surrounding the referendum, the best source of information is what is available on the district’s Levy 2020 [referendum page](#) or in materials provided by the communications office.

Q. What can I use school district equipment for?

A. You *may* use interschool mail, video equipment, copy machines, etc., to provide factual information regarding many district issues, including its financial condition and referendum facts. You *may not* use school equipment to “get out the vote” or to provide reasons why people should vote yes or no.

Q. When and where may I wear buttons, stickers, t-shirts, etc.?

A. You can wear whatever you’d like when you are off duty. You can always display generic positive messages about the school district (e.g. “We Love Our Schools”). While you have a First Amendment right to wear buttons, stickers, t-shirts, etc., that say “Vote Yes” or “Vote No” at any time, if you are in a position of authority, that right is limited. As public employees, we may not use our position to influence the outcome of an election, so if you are in a position of authority over students, parents or other staff, you need to consider the influence you have and whether wearing advocacy items is appropriate. Additionally, employees may not wear a button on the day of the election in a school that is a polling place.

Q. Do the rules change when I am off-site (e.g., at a coffee shop or out in public)?

A. Yes. While staff members may not encourage a “yes” vote on school premises during the contract day, staff members and school board members may certainly, in their personal capacity, engage in political activities as they wish.

Q. Can I write letters to the editors of newspapers?

A. Yes. You may always express your personal opinion on such matters as classroom space or district needs. While a staff member may identify himself or herself as a staff member of the school district, he or she should also make it clear that the letter expresses his or her own personal opinion. It should not be written on school district stationery. If it is communicated via e-mail, the district e-mail system should not be used, nor should it come from a school computer.

Q. May I post a sign in my yard?

A. Yes.

Q. Am I allowed to make financial contributions to and/or participate in events sponsored by the citizen committee supporting the referendum?

A. Yes.

Q. May I volunteer to work on phone banks or go door-to-door with literature?

A. Yes, so long as the volunteer activity does not occur during the contract day.

Q. What can schools say in parent newsletters?

A. School newsletters can provide information about the election such as where and when it is held and other factual information about the school district and referendum questions.

Q. May employee organizations send a letter or postcard to parents urging “yes” votes?

A. Yes. Employee organizations are separate entities and may campaign for or against the referendum. Employee organizations may also donate money to a “yes” campaign. Again, no volunteer activity can occur during the contract day.

8/27/20

OUR SCHOOLS. OUR COMMUNITIES.



OUR FUTURE.
VOTE NOVEMBER 3, 2020



Explore your passions.

95% Graduation Rate



83%
Activities Participation



100%
Service Learning



84% Post-Secondary



Create your success.



ISD ONE10 Delivers!!

DELIVERING ON OUR MISSION DESIRED DAILY EXPERIENCES



2014

Voters pass
building bond



THANK YOU

FOR SUPPORTING OUR STUDENTS

#WEareONE10



ISD ONE10 Designs New Way of Learning





2014

Voters pass building bond



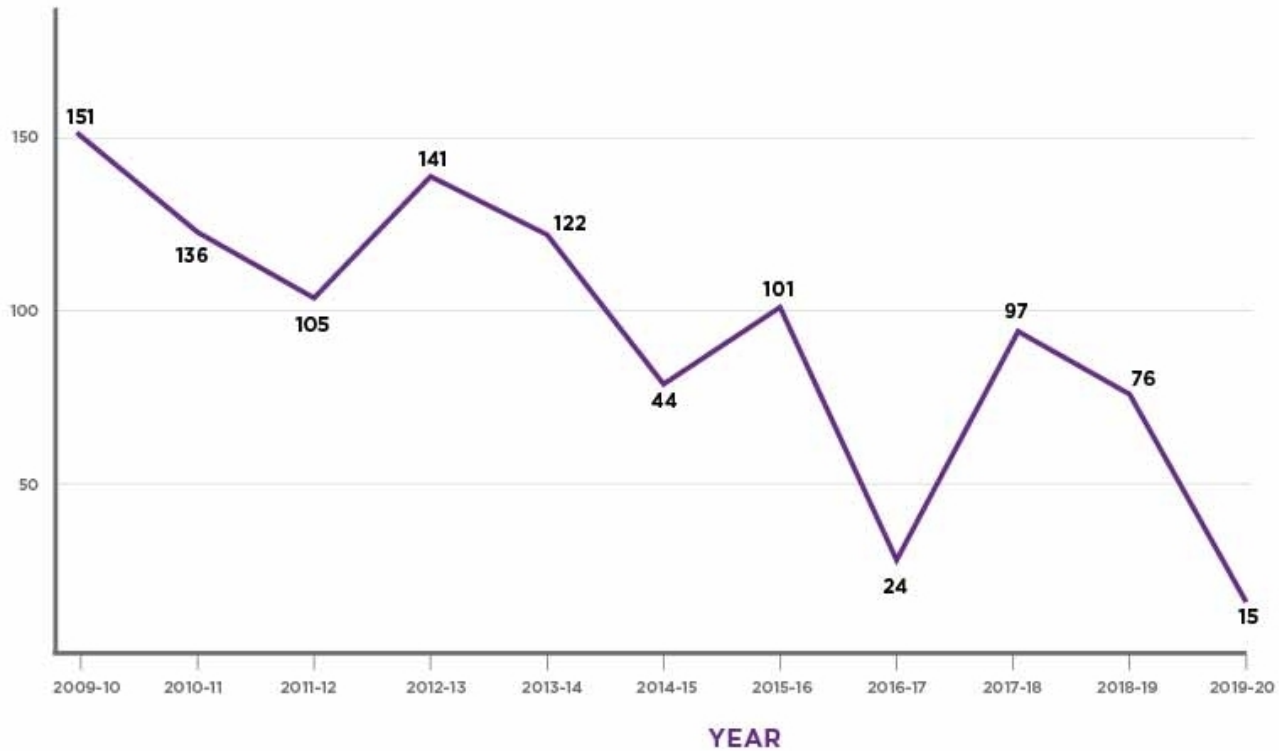
THANK YOU

FOR SUPPORTING OUR STUDENTS

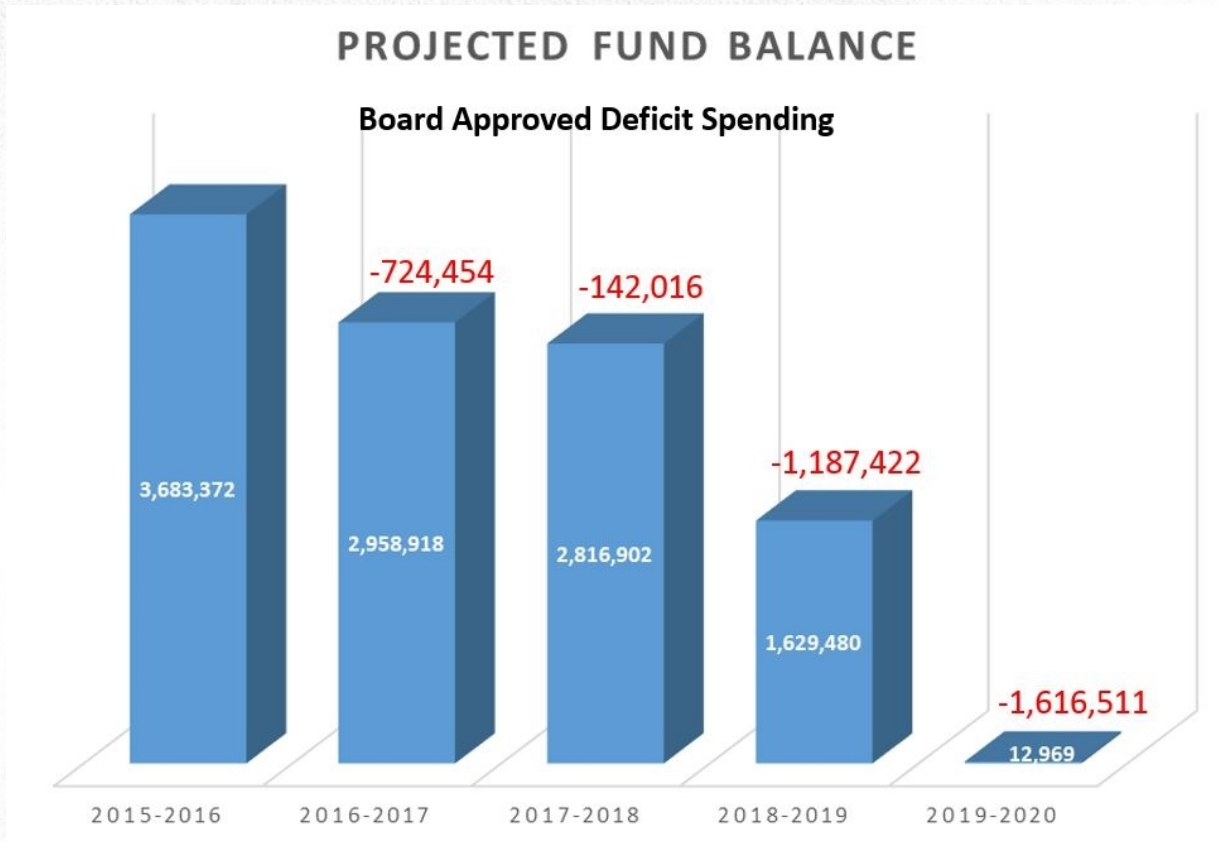
#WEareONE10



ISD ONE10 Student Growth

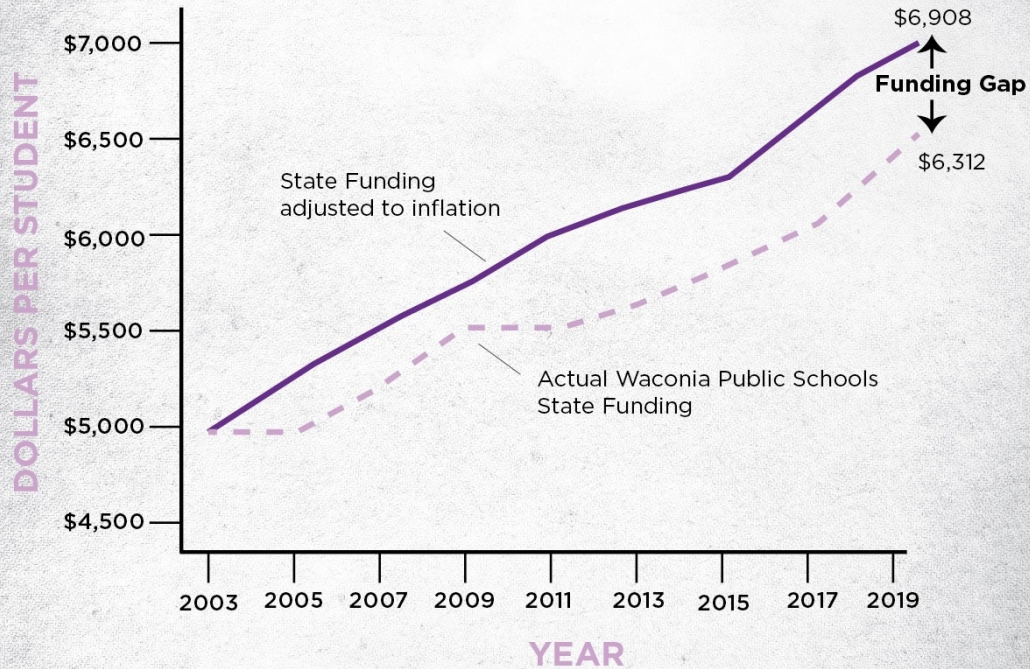


The reduction in the fund balance was a strategy to maintain programs without asking taxpayers for additional revenue.



2003 - 2019

STATE GENERAL EDUCATION FUNDING PER STUDENT



If state funding had kept up with inflation, we would receive nearly \$600 more per student.

Source: Minnesota Department of Education



2018 Operating Levy



THANK YOU ✓

OPERATING LEVY RESULTS

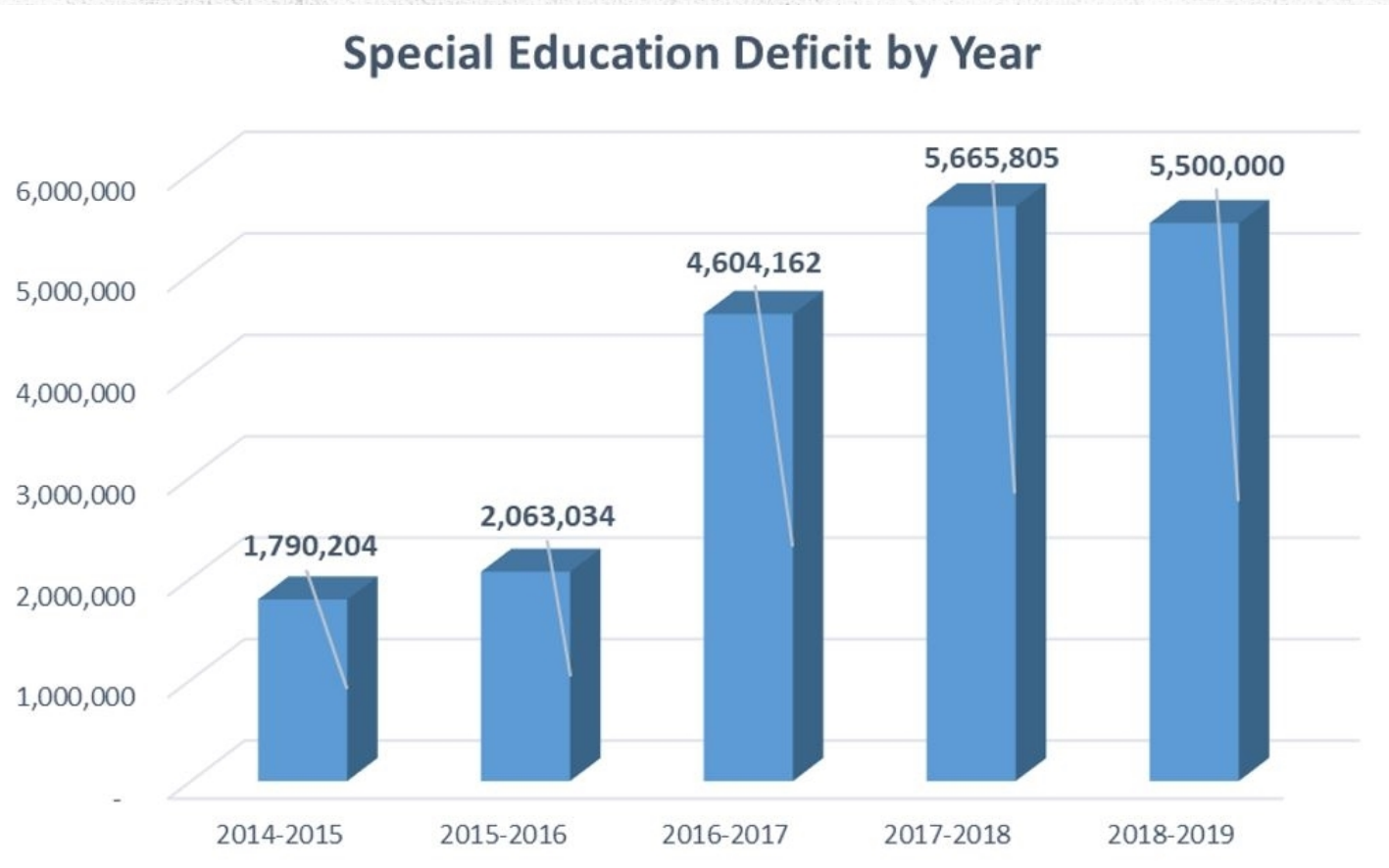
Yes 58.28%

No 41.72%

Unofficial results until certified



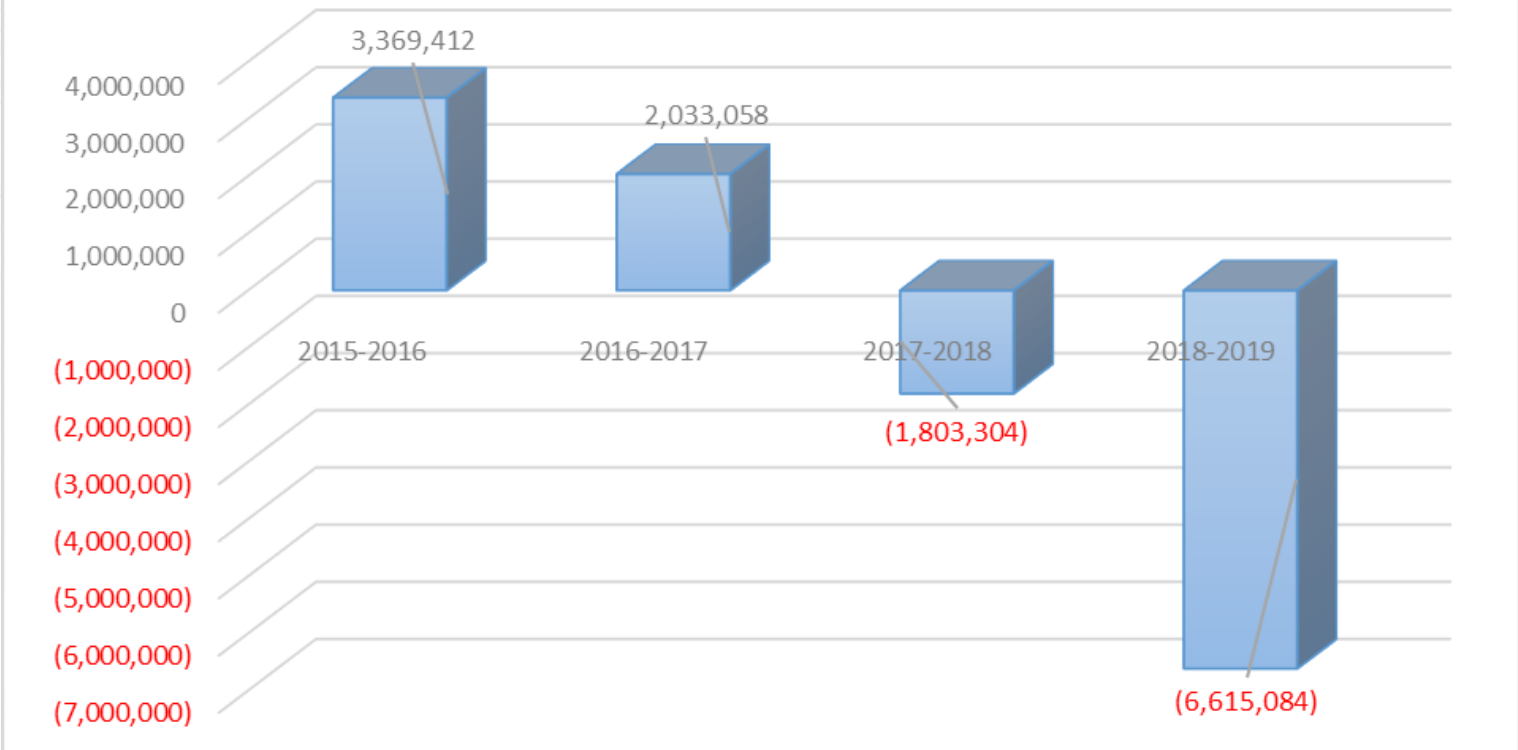
Impact of New SPED Funding Formula on ISD ONE10



We had budgeted for normal, smaller increases. The new funding formula caused unforeseen increases – putting ISD 110 into Statutory Operating Debt (SOD).



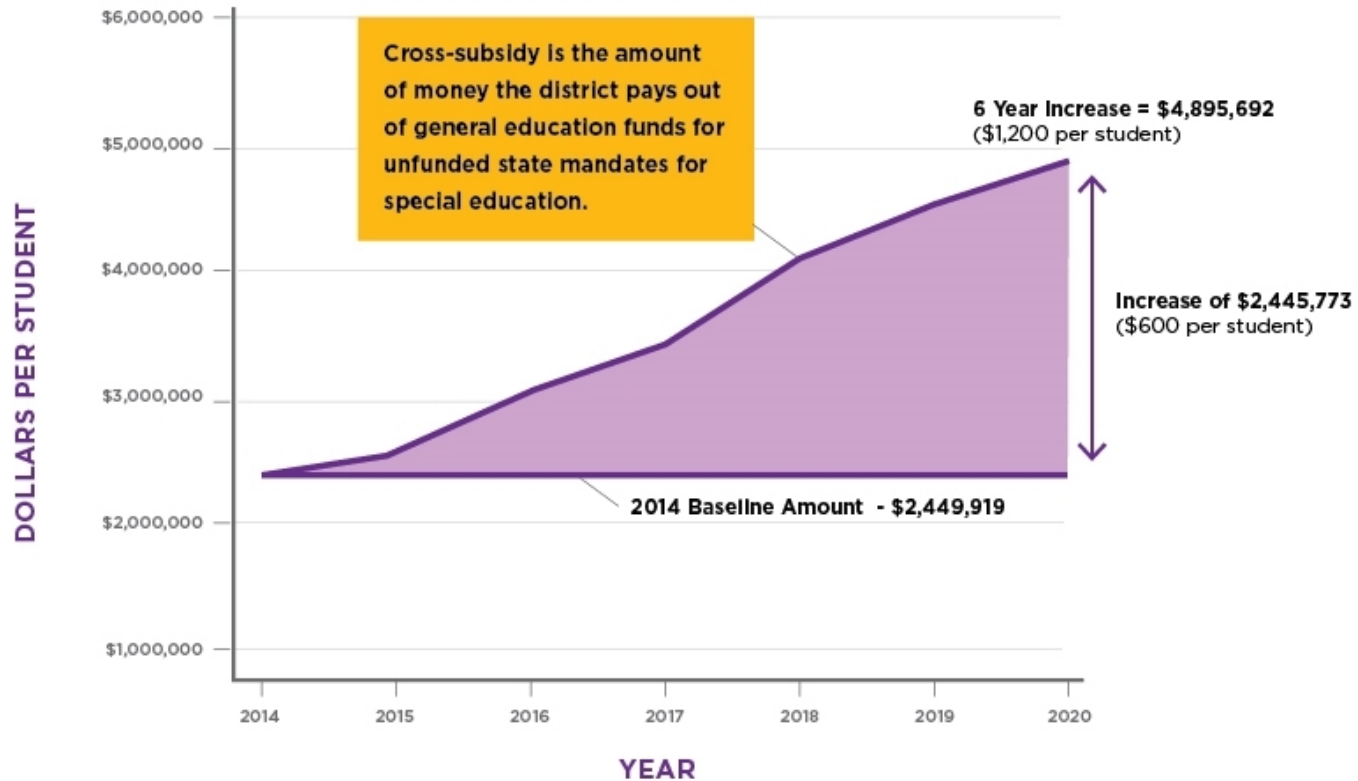
Actual Unassigned Fund Balance at June 30




We allowed our fund balance to get low at the same time the state changed their SPED funding formula. This was the perfect storm that placed us in Statutory Operation Debt (SOD). We are required by the state to get out of SOD.



ISD 110 SPECIAL EDUCATION CROSS-SUBSIDY COSTS





+

\$2 million in reductions since going into SOD

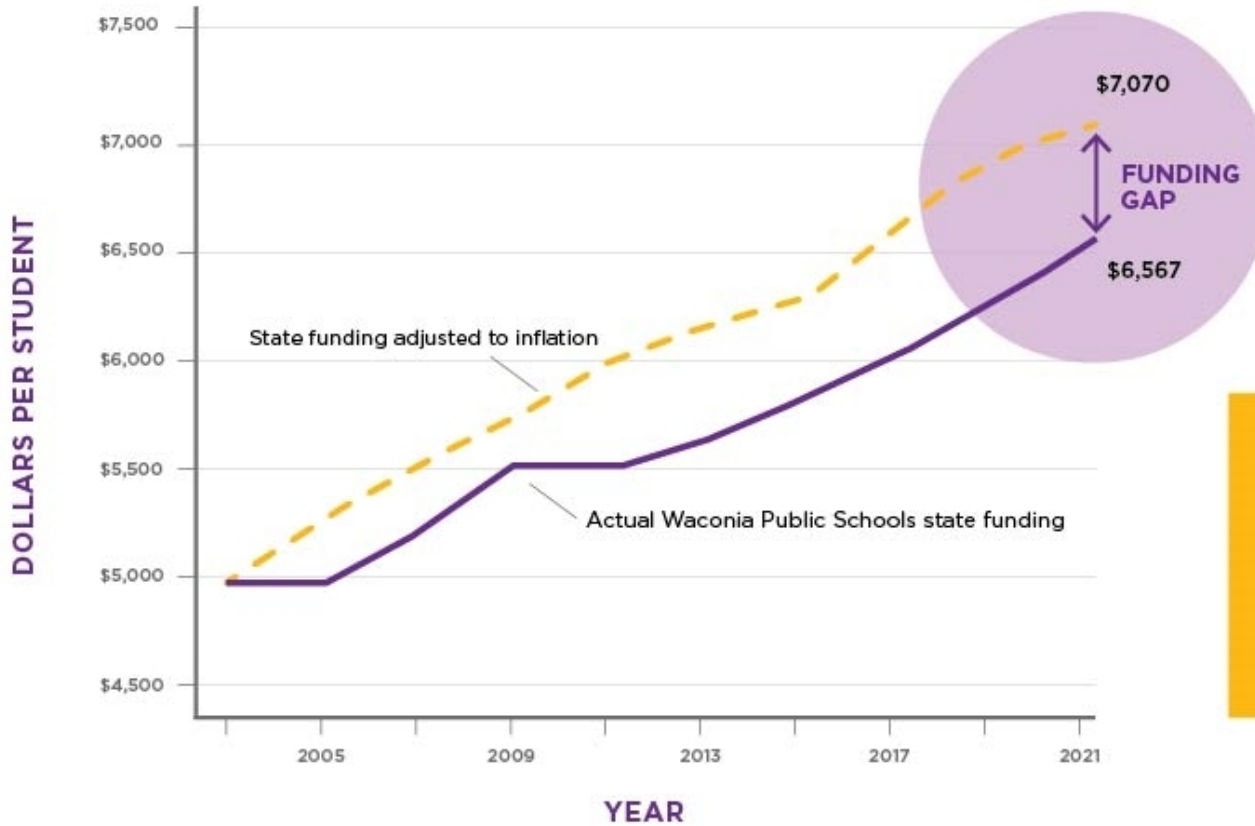
=

ISD 110 absorbs unforeseen special education cross-subsidy costs



Continue Operating on a Lean Budget

STATE BASIC GENERAL EDUCATION FUNDING PER STUDENT, 2003-2021



If state funding had kept pace with inflation since 2003, ISD110 would have received \$2 million more last school year alone.

Source: Minnesota Department of Education
June 2020 inflation estimates.

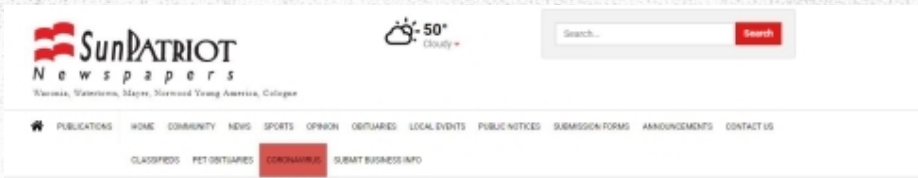


Options to get out of SOD

- Raise revenue
- Make cuts
- Combination of both



Informing the Community



ISD 110 nails down figures for levy request

By Al Lohman al.lohman@ajpc.com Aug 13, 2020



The Waconia School District will go to local voters this fall asking for an extra \$410 per student, or nearly \$2 million in additional revenue to fund operations and help get the district out of debt.

After months of discussion and review of various options, District 110 school board members on Monday unanimously approved putting an operating levy question on the Nov. 3, 2020 ballot. The board and school administrators had earlier agreed that seeking another operating levy is the only way to help extract the district from statutory operating debt (SOD) without making significant cuts to programs.

"We fully understand that we are in the midst of a pandemic and these are challenging economic times for many families," said Pat Devine, superintendent, Waconia Public Schools, said in a news release. "Even so, we know that access to quality education is also critically important to our residents."

The ballot question will ask voters to consider approving a \$410 per student levy increase, which would generate nearly \$2 million in additional revenue to "maintain the educational programs, and continue to provide the quality education the community expects and students deserve," Devine said. The tax impact on an average homeowner (\$350,000 value home) would be under \$20 per month.

A graphic with the text "Support local journalism" and a sub-headline "Now, more than ever, the world needs trustworthy reporting—but good journalism isn't free. Please support us by making a contribution." Below the text is a red "Contribute" button.

A graphic with the text "ENTER TO WIN" and "BACK SCHOOL" over an image of children.

A banner for "CommuniCAT SUMMER 2020" featuring the Waconia Public Schools logo on the right.

ISD 110 SCHOOL BOARD IN FINAL STAGES OF DECIDING WHETHER TO PLACE AN OPERATING LEVY QUESTION ON NOVEMBER BALLOT

ISD 110 continues to be a great school district, focused on an education that offers all students the opportunity to explore their passions and create their success. Over the past several years, Waconia Public Schools has been doing so on a lean budget. In November 2018, voters passed an operating levy that provided the district with an additional \$525 per student. The operating levy funds moved the district from 328th in state funding out of 331 school districts, to 289th—still near the bottom. Waconia Public Schools receives \$1,400 less per student than the Minnesota average in state funding. Even so, it was believed at the time that the operating levy would cover the district's finances for several years.

to \$150 per student. Over a three-year period, this resulted in a \$61 million shortfall, putting the district in Statutory Operating Debt (SOD).

Superintendent Pat Devine stresses, "This is not a special education issue. This is a state funding issue. We are very proud of our special education program and our special education students."

Budget Cuts

In response to the \$61 million shortfall, the district made \$14 million in reductions in 2019 and another \$700,000 in reductions in 2020. Most of the cuts did not directly affect the classroom, as supply budgets were reduced, operational development budgets cut

A yellow box with the heading "The district has three ways to balance the budget and getting out of SOD:" followed by a numbered list: 1) Raise revenue through an operating levy increase, 2) Lower costs by making difficult cuts in programming and staffing, 3) Implement a combination of both.

will not get the district out of SOD in the timeline recommended by the state.

A screenshot of a Gmail email interface. The email is from messenger110@isd110.org via waconiamn.mg.infinitecampus.org to me. The subject is "[External] ISD 110 School Board Approves Placing Operating Levy Question on November Ballot". The body of the email contains the same text as the news article above, including the superintendent's quote and the budget cut information.



Available Resources

[CLICK HERE TO SUBMIT A BACK TO SCHOOL QUESTION & REVIEW ANSWERS](#)

[CLICK HERE FOR THE LATEST BACK-TO-SCHOOL UPDATES](#)

[CLICK HERE FOR FALL 2020 ACTIVITIES AND ATHLETICS UPDATE](#)

English



[About Us](#)

[Our Schools](#)

[District Departments](#)

[Community Ed](#)

[Contact Us](#)

[Student Enrollment](#)

EXPLORE YOUR PASSIONS. CREATE YOUR SUCCESS.



**Superintendent
Communications**

[Click to View](#)



**Back to
School
Updates**

[Click to View](#)



Levy 2020

[Click to View](#)



Levy 2020

- \$410 per student
- Less than \$20/month on \$350,000 home

Passes

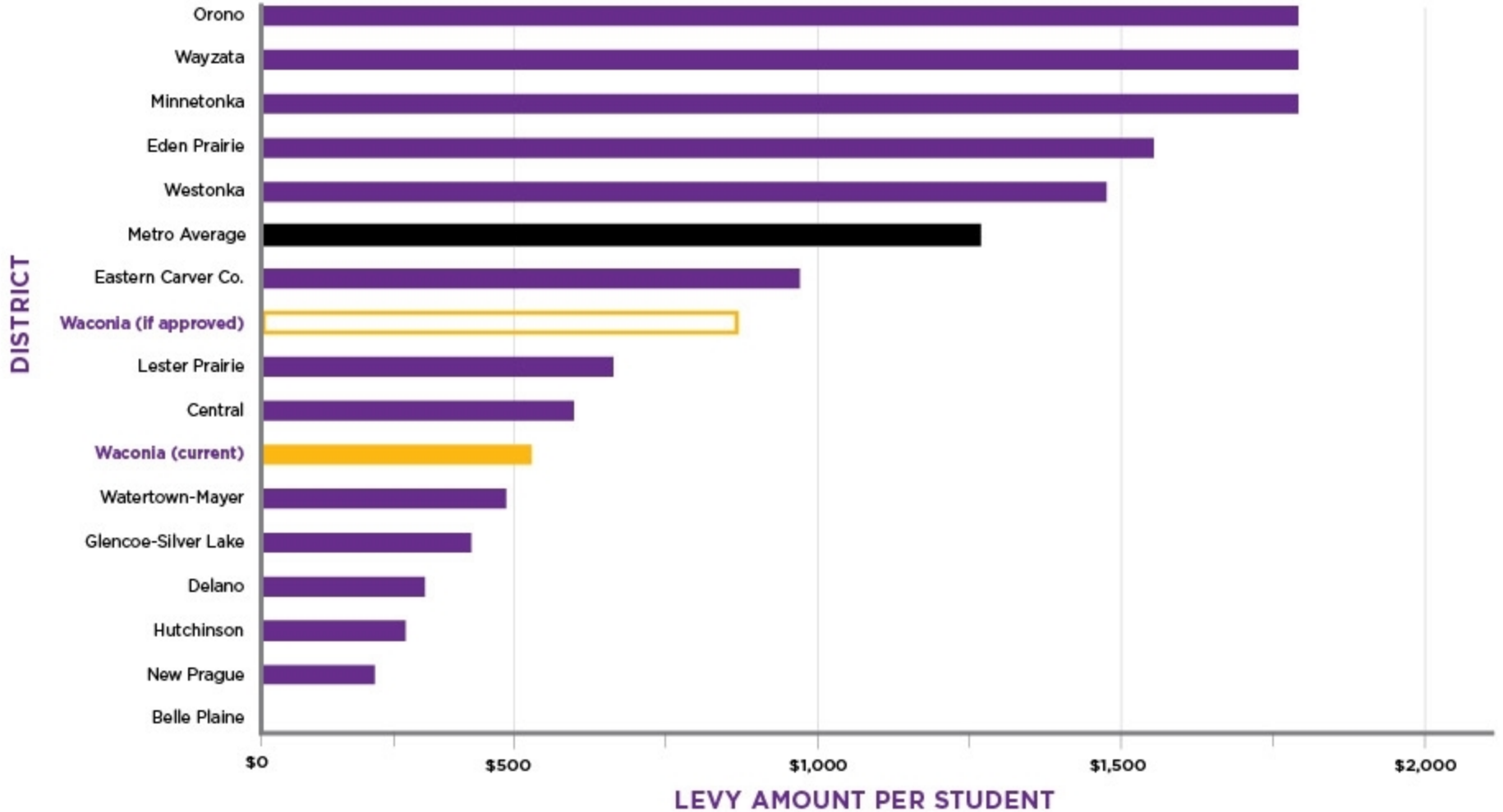
- Continue offering high quality programming
- Maintain current class sizes
- Continue offering electives
- Add programming based on student interests and passions

Does not pass

- Larger class sizes
- Reduction in programming
- Fewer elective and activities offerings
- Staff reductions



VOTER-APPROVED LEVY COMPARISONS (2020-21)





OUR FUTURE.
VOTE NOVEMBER 3, 2020

**ISD ONE10 voters will
decide quality of schools.**



Thank you!



We ARE ONE10!!!!



CERTIFICATION OF MINUTES RELATING TO SPECIAL ELECTION

Issuer: Independent School District No. 110 (Waconia Public Schools), Minnesota

Governing Body: School Board

Kind, date, time and place of meeting: A regular meeting held on August 10, 2020 at 7:00 p.m. by videoconference as permitted by law.

Members present: Geller, Johnson, Weinand, Thom, Myers, Bullis, Varble

Members absent: none

Documents attached:

Minutes of said meeting (including):

RESOLUTION RELATING TO DETERMINING THE NECESSITY OF
APPROVING A NEW REFERENDUM REVENUE AUTHORIZATION AND
CALLING A SPECIAL ELECTION THEREON

I, the undersigned, being the duly qualified and acting recording officer of the public corporation referred to in the title of this certificate, certify that the documents attached hereto, as described above, have been carefully compared with the original records of said corporation in my legal custody, from which they have been transcribed; that said documents are a correct and complete transcript of the minutes of a meeting of the governing body of said corporation, and correct and complete copies of all resolutions and other actions taken and of all documents approved by the governing body at said meeting; and that said meeting was duly held by the governing body at the time and place and was attended throughout by the members indicated above, pursuant to call and notice of such meeting given as required by law.

WITNESS my hand officially as such recording officer on August 10, 2020.

School District Clerk

Member Weinand introduced the following resolution and moved its adoption, which motion was seconded by Member Thom:

RESOLUTION RELATING TO DETERMINING THE NECESSITY OF
APPROVING A NEW REFERENDUM REVENUE AUTHORIZATION AND
CALLING A SPECIAL ELECTION THEREON

BE IT RESOLVED by the School Board (the Board) of Independent School District No. 110 (Waconia Public Schools), Minnesota (the School District) as follows:

It is hereby found, determined and declared as follows:

1. The Board has investigated the facts and does hereby find, determine and declare that it is necessary and expedient to increase the School District's general education revenue by \$410 per pupil, subject to an annual increase at the rate of inflation. The proposed new referendum revenue authorization would be first levied in 2020 for taxes payable in 2021 and applicable for ten (10) years unless otherwise revoked or reduced as provided by law.

2. The question on approving new referendum revenue authorization of the School District shall be submitted to the qualified electors of the School District at a special election, which is hereby called and directed to be held in conjunction with the state general election on Tuesday, November 3, 2020, between the hours of 7:00 a.m. and 8:00 p.m.

3. Pursuant to Minnesota Statutes, Section 205A.11, the precincts and polling places for this special election are those precincts or parts of precincts located within the boundaries of the School District which have been established by the governing bodies located in whole or in part within the School District.

4. The Clerk is hereby authorized and directed to cause written notice of the special election to be: (a) provided to the County Auditors at least seventy-four (74) days before the date of the special election; (b) provided to the Commissioner of Education at least seventy-four (74) days before the date of the special election; (c) mailed to every taxpayer in the School District, at least fifteen (15) days but no more than forty-five (45) days before the date of the special election; (d) posted at the administrative offices of the School District, for public inspection, at least ten (10) days before the date of the special election; and (e) published in the official newspaper of the School District once each week for at least two consecutive weeks, with the last publication being at least one week before the date of the special election. The Notice of Special Election shall be prepared in substantially the following form:

**NOTICE OF SPECIAL ELECTION
INDEPENDENT SCHOOL DISTRICT NO. 110
(WACONIA PUBLIC SCHOOLS), MINNESOTA**

NOTICE IS HEREBY GIVEN that a special election has been called and will be held in and for Independent School District No. 110 (Waconia Public Schools), Minnesota, on November 3, 2020, between the hours of 7:00 a.m. and 8:00 p.m. to vote on the following question:

**School District Question
Approval of New School District Referendum Revenue Authorization**

The board of Independent School District No. 110 (Waconia Public Schools), Minnesota has proposed to increase the School District's general education revenue by \$410 per pupil, subject to an annual increase at the rate of inflation. The proposed new referendum revenue authorization would be first levied in 2020 for taxes payable in 2021 and applicable for ten (10) years unless otherwise revoked or reduced as provided by law.

Shall the increase in the general education revenue proposed by the board of Independent School District No. 110 (Waconia Public Schools), Minnesota be approved?

**PASSAGE OF THIS REFERENDUM WILL RESULT IN AN INCREASE IN YOUR
PROPERTY TAXES.**

For the ballot question, the property tax portion of the revenue authorized will require an estimated referendum tax rate of 0.06517% for taxes payable in 2021 of the referendum market value of all classes of taxable property in the School District, as defined by Minnesota Statutes, Section 126C.01, Subdivision 3, which excludes certain agricultural property, seasonal property and post-secondary student housing.

The projected annual dollar increases for typical residential homesteads, apartments, commercial-industrial properties, and most other classes of property within the School District are as shown in the table below, [subject to an annual increase at the rate of inflation].

For agricultural property (both homestead and non-homestead), the taxes for the proposed referendum will be based on the value of the house, garage and one acre of land. There will be no referendum taxes paid on the value of agricultural land and buildings. For seasonal recreational residential property (e.g., cabins), there will be no taxes paid for the proposed referendum.

The figures in the table below are based on taxes for the voter approved referendum levy only, and do not include taxes for other purposes:

Homestead Residential, Apartments, and Commercial/Industrial Properties

<u>Market Value</u>	<u>New Levy Authority Taxes Payable in 2021</u>
\$ 50,000	\$32.58
75,000	48.88
100,000	65.17
125,000	81.46
150,000	97.75
200,000	130.33
250,000	162.92
300,000	195.50
350,000	228.08
400,000	260.67
450,000	293.25
500,000	325.83
750,000	488.75
1,000,000	651.87

The precincts and polling places for the special election will be the precincts and polling places used for the state general election.

All qualified electors residing in said School District may cast their ballots at the polling places for the precincts in which they reside during the polling hours specified above.

A voter must be registered to vote to be eligible to vote in the special election. Unregistered individuals may register to vote at the polling places on election day.

Dated: August 10, 2020

BY ORDER OF THE SCHOOL BOARD

/s/ _____, Clerk


5. The Clerk is authorized and directed to acquire and distribute such election materials as may be necessary for the proper conduct of this special election. If an optical scan voting system is being used, the Clerk shall comply with the laws and rules governing the procedures and requirements for optical scan voting systems. The Clerk is authorized and directed to acquire and distribute such election materials and to take such other actions as may be necessary for the proper conduct of this special election and generally to cooperate with election authorities conducting any other elections on that date. The Clerk and members of the administration are authorized and directed to take such actions as may be necessary to coordinate this election with other elections, including entering into agreements with appropriate municipal and county officials regarding preparation and distribution of ballots or ballot cards, election administration, and cost sharing.

6. The Clerk is authorized and directed to cause a printed ballot for the question to be prepared in accordance with Minnesota Statutes, Section 205A.08, Subdivision 5 and the rules of the secretary of state for use at the special election. If an optical scan voting system is being used, the Clerk shall cause official ballots to be printed according to the format of ballots for optical scan voting systems provided by the laws and rules governing optical scan voting systems. The Clerk is further authorized and directed to cause a sample ballot to be posted in the administrative offices of the School District, for public inspection, at least four (4) days before the date of the special election and to cause two sample ballots to be posted at each polling place on the date of the special election and to cooperate with the proper election officials to cause ballots or ballot cards to be prepared for use at said election. The ballot shall be in substantially the following form, with such changes in form and instructions as may be necessary to accommodate the use of an optical scan voting system:

**Special Election Ballot
School District Ballot
Independent School District No. 110
(Waconia Public Schools), Minnesota**

November 3, 2020

Instructions to Voters

To vote, completely fill in the oval(s) next to your choice(s) like this: 

To vote for a question, fill in the oval next to the word "Yes" for that question.

To vote against a question, fill in the oval next to the word "No" for that question.

School District Question

Approval of New School District Referendum Revenue Authorization

The board of Independent School District No. 110 (Waconia Public Schools), Minnesota has proposed to increase the School District's general education revenue by \$410 per pupil, subject to an annual increase at the rate of inflation. The proposed new referendum revenue authorization would be first levied in 2020 for taxes payable in 2021 and applicable for ten (10) years unless otherwise revoked or reduced as provided by law.

- YES** Shall the increase in the general education revenue proposed by the board of Independent School District No. 110 (Waconia Public Schools),
 NO Minnesota be approved?

**BY VOTING "YES" ON THIS BALLOT QUESTION, YOU ARE VOTING FOR A
PROPERTY TAX INCREASE**

(Reverse side of ballot)

OFFICIAL BALLOT

November 3, 2020

Judge

Judge

(The ballot is to be initialed by two judges)

7. If the School District will be contracting to print the ballots for this special election, the Clerk is hereby authorized and directed to prepare instructions to the printer for layout of the ballot. Before a contract in excess of \$1,000 is awarded for printing ballots, the printer shall, upon request, furnish in accordance with Minnesota Statutes, Section 204D.04 a sufficient bond, letter of credit or certified check acceptable to the Clerk in an amount not less than \$1,000 conditioned on printing the ballots in conformity with the Minnesota election law and the instructions delivered. The Clerk shall set the amount of the bond, letter of credit or certified check in an amount equal to the value of the purchase.

8. The individuals designated as judges for the state general election shall act as election judges for this special election and shall conduct the special election at the various polling places in the manner prescribed by law.

9. The special election shall be held and the returns made and canvassed in the manner prescribed by law and the Board shall meet on a date between the third day, November 6, 2020, and the tenth day, November 13, 2020, after the special election for the purpose of canvassing the results thereof.

10. Pursuant to Minnesota Statutes, Section 126C.17, Subdivision 9(e) and Section 205A.07, Subdivision 3a, the Clerk is hereby instructed to notify the Commissioner of Education of the results of the special election and to provide the certified vote totals for the ballot question in written form within fifteen (15) days after the results have been certified by the Board.

11. Pursuant to Minnesota Statutes, Section 211A.02, Subdivision 6, the Clerk is hereby instructed to make any campaign finance reports filed with the Clerk by campaign committees within seven (7) days after the special election available on the School District's web site as soon as possible, but no later than thirty (30) days after receipt of any such report. The Clerk is further instructed to provide the Campaign Finance and Public Disclosure Board with a link to the section of web site where such reports are made available. Such reports must remain available on the web site for four (4) years from the date first posted.

Upon vote being taken thereon, the following voted in favor thereof: Geller, Johnson, Weinand, Thom, Myers, Bullis, Varble

and the following voted against the same: none

whereupon the resolution was declared duly passed and adopted.

5.C.3. Other Sample Documents

5.C.3.a. Westonka Samples

5.C.3.b. Moorhead Tech Levy Sample Question

Moorhead

SCHOOL DISTRICT QUESTION 1 (ISD #152)

Approval of Capital Project Levy Authorization

The school board of Independent School District No. 152 (Moorhead Area Public Schools) has proposed a capital project levy authorization of 7.975% times the net tax capacity of the school district. The additional revenue from the proposed authorization will be used to provide funds for the acquisition and betterment of school sites and facilities; safety and security improvements; deferred maintenance; renovation projects; the acquisition and maintenance of software, technology, and technology systems, and to pay the costs of technology-related personnel and training; the purchase and replacement of school-related transportation vehicles; and the acquisition of curriculum, textbooks, and materials. The proposed capital project levy authorization will raise approximately \$4,315,000 for taxes payable in 2025, the first year it is to be levied, and would be authorized for ten years. The estimated total cost of the projects to be funded over that time period is approximately \$43,150,000. The projects to be funded have received a positive Review and Comment from the Commissioner of Education. Shall the capital project levy authorization proposed by the school board of Independent School District No. 152 be approved? BY VOTING "YES" ON THIS BALLOT QUESTION, YOU ARE VOTING FOR A PROPERTY TAX INCREASE.

5.C.3.c. Brooklyn Center Tech Levy Sample Question

Brooklyn Center

SCHOOL DISTRICT QUESTION 1 (ISD #286)

Approval of Capital Project Levy for Technology

The board of Independent School District No. 286 (Brooklyn Center), Minnesota has proposed a capital project levy authorization in the maximum amount of 4.95% times the net tax capacity of the School District. The proposed capital project levy authorization will raise approximately \$700,000 for taxes first levied in 2024, payable in 2025, and will be authorized for ten (10) years. The estimated total cost of the projects to be funded over that time period is approximately \$7,000,000. The proposed authorization will provide funds for school district technology, including the acquisition, installation, replacement, support and maintenance of software, software licenses, improved technology equipment and infrastructure, technology systems related to safety and security, and to pay the costs of technology related personnel and training. Shall the capital project levy authorization proposed by the board of Independent School District No. 286 (Brooklyn Center), Minnesota be approved? BY VOTING "YES" ON THIS BALLOT QUESTION, YOU ARE VOTING FOR A PROPERTY TAX INCREASE

5.D. Additional Supporting Documents



KEY ATTORNEY GENERAL'S OPINIONS

Op. Atty. Gen. 159B-11 (Sept. 17, 1957), Op. Atty. Gen. 159A-3 (May 25, 1962): The Attorney General has ruled that school boards are permitted to expend a reasonable amount of money to inform voters of the facts concerning a particular bond issue.

Op. Atty. Gen. 159B-11 (Sept. 17, 1957): The board determines what is a reasonable amount to be expended.

Op. Atty. Gen. 159A-3 (May 24, 1966): While school boards may expend reasonable amounts of school district funds to impartially place pertinent facts before the voters, school district funds cannot be used to promote an affirmative vote on the proposal.



SCHOOL BOARDS & REFERENDA

A guide from the Minnesota School Boards Association



GUIDELINES FOR YOUR DISTRICT'S REFERENDUM



In Minnesota, voters have a strong voice in the direction of their school districts. School boards need voter approval for building projects and to increase local property taxes when state funding is not meeting local programming needs. Bond referenda support new construction, renovation and other capital expenses. Operating levy referenda provide additional local property tax dollars to maintain or enhance school operations. This guide is intended to help school board members understand their role in referenda campaigns and what they—and school staff—can and cannot do during the campaign.

Think of the campaign in terms of two components: the district informational campaign and the citizen promotional campaign.

District informational campaign

- The goal is an informed citizenry.
- The district must provide information about the campaign in a neutral manner.
- District funds must not be used to promote the election's outcome.
- Districts may use funds for a neutral informational campaign.

Citizen promotional campaign (the vote-yes group)

- The promotional campaign operates independently of the district.
- The goal is to pass the referendum.
- The individuals who work on the promotional campaign have a great deal of latitude in their promotional work.
- The promotional campaign raises and spends private funds.

COMMUNICATIONS

THE NEWSPAPER

Board members and staff can write letters to the editor advocating passage or defeat of the referendum. Letters should be written during personal time using personal resources.

District leaders can challenge or correct inaccurate information presented in the media.

Paid advertisements can be placed in the media as long as district funds are not used.

SCHOOL NEWSLETTERS

School newsletters can be used to provide factual information about the referendum. They cannot be used to advocate passage or defeat.

EMAIL

Email sent from the district office should contain only factual information about the referendum. District email messages cannot advocate passage or defeat. Board members and staff can send promotional emails from their personal computers on their own time.

PRESENTATIONS

Board members and staff can give informational presentations to parent and community groups. If the presentations are promotional, then staff members must use their own time and resources, and board members must not collect per diems or reimbursement for expenses.


CABLE PUBLIC ACCESS

Board members and staff can use public access to promote referenda, just as any private citizen can. They must do it on their own time, and they may not use district equipment. They cannot be reimbursed by the district for any related expenses.

STAFF MAILBOXES

District mailboxes provide for internal communication between employers and employees. They can be used to provide factual information, but they should not be used to distribute promotional materials. School districts should have policies that identify appropriate use of school mailboxes.

GUIDELINES FOR YOUR DISTRICT'S REFERENDUM



*Whatever access
is provided to
VOTE-YES groups
must also be
provided to
VOTE-NO groups.*

STUDENTS

Do not send promotional materials home with students. There is no statutory prohibition against sending informational materials home with students. However, district officials should carefully weigh the perception of this practice.

Students can wear vote-yes buttons, t-shirts, etc., to school if such items do not interfere with the normal operations of the school. If this is allowed, however, students must also be allowed to wear vote-no buttons and t-shirts.

Do not allow staff to advocate for a referendum's passage or defeat to students. If teachers want to discuss the referendum in a relevant class (civics, government, etc.), these discussions must be neutral.

Former students—those attending college, for example—can vote on the referendum via absentee ballots as long as they are not registered in their new locations.

PERSONAL EXPRESSION

Board members and staff can serve on vote-yes or vote-no committees during their personal time.

Board members and staff can put vote-yes or vote-no stickers on the vehicles they drive to school. This is an exercise of free speech.

Staff cannot advocate for a referendum's passage or defeat while they are being paid by the school. Whether staff can wear vote-yes or vote-no buttons while working is an unsettled issue. MSBA believes the district has the authority to prohibit such buttons in school. Although staff may claim the right to free speech, the district has an obligation to control behavior that would cause disruption in the school.

Board members and staff can display referendum-related lawn signs in their yards. Check local ordinances for regulations regarding lawn signs.

Board members and staff can donate their own money to support or oppose any district ballot question.

Board members and staff can participate in promotional phone-calling campaigns on their own time using their own resources. They cannot use district phones.

Staff and board members can serve as election judges with the exception of board members who are running for election. However, voters may not perceive staff and board members as impartial judges.

GUIDELINES FOR YOUR DISTRICT'S REFERENDUM



UNIONS

Employee unions are independent entities. These organizations may campaign for or against any ballot issue presented by the district.

Staff cannot engage in campaign activities during work hours, and they cannot use district resources to advocate for the passage or defeat of a ballot question.

DISTRICT BUILDINGS

If your school building is being used as a voting site, remember that materials advocating defeat or passage of a ballot question cannot be worn or distributed within 100 feet of the polling site.

People serving on vote-yes or vote-no committees may ask to use district meeting space. Your district should have a policy regarding use of district buildings by nonschool groups. Follow the policy and treat all groups equitably.

Do not use district telephones, copiers, computers or other equipment for promotional work.

Do not display promotional materials on district property.

The district can restrict the distribution of campaign literature at school events. The district should have a policy regarding this practice, and everyone should be treated consistently.

ELECTION DAY ACTIVITIES

Vote-yes and vote-no committee members can distribute stickers with political messages on Election Day. They must be handed out at least 100 feet or more from a polling site.

Election Day advertising is allowed. That means vote-yes and vote-no groups can continue promotional work through the election.

Why School Referenda Fail: Research and Best Practices for Success

Results of tax referenda over time vary significantly from state to state for a variety of reasons. In any given year, however, upwards of 50% of all school referenda seeking operating money or bonding are unsuccessful.

Some factors such as demographics, the economy, anti-tax politics and the presence of organized opposition are contributing factors and out of a district's control. Other factors, including harnessing research-based best practices and understanding how to capture and effectively use available data sets are mostly or fully within control of leadership and the school board. Below are 10 key research-based factors associated with unsuccessful referenda. And if you are wondering why not the "Top 10 Tips for Winning," read on after going through the list below!

Why School Referenda Fail...

1 Lack of unanimity and support from school board

Split school boards, factions of the school board working against the referendum or perceptions that the school board is not united and supportive negatively impact referenda. Split school boards give the uninformed within the community a reason to oppose.

2 Lack of alignment in ballot proposal

Alignment in a school district's ballot proposal has two dimensions: (1) how the new money is going to be used; and (2) the tax impact associated with the requested investment in the public schools. It is critically important that the school board and administration get both components of alignment right. One way to inform the decision about the ballot proposal is to use a well-designed scientific, random-sample survey.

3 Failure to demonstrate a compelling need and consequences (positive and negative) of the referendum

Unlike political campaigns, in which voters can identify with party affiliation and perceptions about the past record and qualifications of the candidate, school referenda are reliant on information alone: (1) What is being proposed? (2) How will the money be used? (3) Why is it necessary; and (4) How much will it cost me? To convince voters to voluntarily raise their taxes to invest in public schools requires clear and compelling information. No voter should go to the polls uninformed.

4 Controversy, lack of trust or "climate" issues within the school district and between the school district and the community

Contentious issues are part and parcel to the business of running a school district and more problematic in times of financial stress. It is incumbent on the school board, administration and staff to be mutually supportive, proactively anticipate and solve problems before they become unmanageable, initiate quality control systems and work to strengthen relationships internally and within the community to offset the negative impact of inevitable distractions.

5 Poor public relations, communications or hostile local media

Research clearly demonstrates the importance of effective and ongoing communications and public engagement as a foundation from which to launch a successful referendum. Maintaining a respectful and positive relationship with local media is also linked to success over time.

6 Referendum conducted prematurely

It takes the time it takes to get it right. Waiting until the school district is ready, with the prerequisite foundation in place, is best practice if the school board has the luxury of having a legitimate choice about moving forward now or waiting until the school district is better prepared and positioned for success.

7 Inadequate planning, execution and commitment of resources (time, talent and treasure) by school district

Executing successful referenda is complex, challenging and dependent on good planning and the commitment of human and financial resources. Coordination between the school district's administration of the referendum and the advocacy work of the campaign committee is paramount.

8 Inadequate planning, execution and commitment resources (time, talent and treasure) by campaign committee

Most successful school referenda are dependent upon a grassroots advocacy group organized to support the referendum proposal in coordination with the school district. Planning and executing a winning campaign requires commitment, expertise and sufficient resources, particularly in the "Big Three." (communications, canvassing and GOTV) Poor execution of GOTV (Get out the vote), resulting in lower than optimal turnout of key voter targets, is often a contributing factor to defeat.

9 Demographics and socioeconomic factors

There are many demographic and socioeconomic factors that affect the outcome of referenda. Examples would include the age, education, affluence of the community or the number of public school families within the school district. The health of the economy and consumer confidence in the months leading up to a referendum not only influence the outcome, but also help the school district and campaign committee understand how steep the challenge is in terms of being successful on Election Day.

10 Critical or unexpected events

Factors totally outside of the control of the school district can occur and adversely affect the outcome of a referendum. These critical or unexpected events could range from a stock market crash, ("Black Monday") to a critical international, national or local event (9/11) to efforts to torpedo the school district's proposal by organized opposition.

So inquiring minds want to know...

Why emphasize these ten, research-based factors associated with unsuccessful school referenda rather than focusing on the positive in terms of the "Top 10 Tips for Winning" as referenced in the opening paragraph?

Two reasons:

First, while the professional literature is replete with such "how to" lists (including some I have authored!), the tips are often anecdotal rather than research-based, and they tend to be tactical (e.g., our teachers took out an advertisement in the local paper) rather than "big picture" strategic.

Second, experience over time has taught me that starting with broad factors associated with unsuccessful referenda motivates school leaders to process how each factor will or could influence a future referendum in their unique environment, and then to strategically plan to eliminate or minimize the potential negative impact of a given factor. The challenge and opportunity for school leaders is to understand and analyze contextual factors (e.g., wealth, age, education level) not within the district's control and then to act strategically on the mirror images of the factors listed above, developing a comprehensive referendum plan on a foundation of research and best practice.

And speaking of research and best practice, it is imperative to realize that in most school districts parents represent only 15 – 30% of all registered voters. Developing a winning strategy for your referendum is greatly enhanced when school leaders understand how to access and use voter data obtained from public and commercial sources in order to identify a campaign target structure that extends beyond just parents. Your voter target structure can then be harnessed by powerful geovisual software tools to support execution of canvassing, communications and GOTV.

About the Author: Dr. Don Lifto, Ph.D., is a consultant with Springsted Incorporated and GuideK12. He previously served as a superintendent for 25 years and is author of *School Finance Elections: A Comprehensive Planning Model for Success*, 2nd Edition. He can be reached at 651-303-3721 or dllifto@springsted.com.

Paul,

I think we can make this work if we can combine the mini-audit and the referendum consulting into one package. I would approach the mini-audit as a platform for helping you refine communications strategies and tactics moving into the referendum, because it is always important to start with research.

Here's what I'd propose I provide from January through mid-November 2018 (assuming a Nov 6, 2018 referendum). For cost efficiency, we would do as much work as possible via email and phone.

- Review existing district-level communications vehicles
- Review high-level online and social media stats, as provided by district and SocialSchool4EDU
- Create and analyze two short online multiple-choice/ranking communications surveys (Survey Monkey or equivalent), one for parents and one for staff
- Review past referendum voting history
- Provide referendum decision timeline communications counsel
- Review referendum survey questions and results (if you pursue a referendum survey with Springsted or Morris Leatherman)
- Develop district referendum communications plan, incorporating findings from mini-audit
- Assist with district referendum messaging and strategy
- Support implementation of referendum communications plan as appropriate and needed

Billing structure:

- Total fees not to exceed \$17,500 without prior client permission.
- Invoices will be sent monthly for prior month's work, billing for time spent at \$125/hour.

If this is acceptable to you and Pat, I'd like to get started as soon as possible, as I'll be out the week of Jan 15 for some surgery.

I'll wait to hear. Please call if there are things you'd like to discuss or clarify. Thank you!



Communications Audit Estimate for Waconia Public Schools

December 19, 2017

Goal of Communications Audit

Develop a baseline assessment of current communications efforts with both internal and external audiences to provide a platform for future communications planning. Audit will provide information about existing communications tools as well as opportunities for new and improved communications methods.

Areas to probe with staff, parents, community members through audit

- Sources of district information (existing and desired)
- Effectiveness of district information (timing, content, format)
- Suggestions for communications improvements

Proposed approach for communications audit

1. Discuss audit goals with client; outline process and scheduling needs.
2. Review existing district communications materials (print, electronic, face-to-face).
3. Analyze any existing district surveys and other relevant data regarding current communications perceptions, satisfaction and usage.
4. Hold 6-8 discussion groups (8-10 members in each group: Cabinet, principals/, teachers, non-teaching staff, preschool parents, elementary parents, secondary parents, community members) plus 1-2 phone interviews with selected board/community members if needed.
5. Conduct online survey of staff and parents - if needed, appropriate and feasible.
6. Analyze all research and prepare communications audit report with review of strengths, gaps and recommendations.

Possible Timeline

- Jan 2018: Discuss audit process and goals with client
- Jan-Feb 2018: Plan for and hold discussion groups
- Feb-March 2018: Develop and conduct online surveys, if needed
- March-April 2018: Review and analyze all research and materials
- April-May 2018: Develop and present Communications Audit report

Fee estimate

This estimate is for the communications audit as outlined above and does not include development of a communications plan. Estimate assumes discussion groups will be scheduled consecutively for time/budget efficiency.

Communications audit as outlined above\$ 12,500 – 14,000

2018/2020 Election Consulting Services - Itemized		
	2018	2020
	Client Discussions RE: Communication needs and options	Client message re: context, history, referendum plan, messages, materials
	Begin communications review: outline materials needed, begin parent and staff survey development, review items as received, request and review website analytics	Research past presentations, special ed funding changes, referendum planning
	Referendum planning: outline materials needed, troubleshoot election history discrepancies, discuss planning with TeamWorks	Develop, write adn/or edit: Board decision press release; referendum theme/logo; fact sheet; website; sample ballot with callouts; charts; staff do's/don'ts
	Board Workshop on financial planning, messages, timelines, strategy	Ongoing communications counsel
	Community phone survey: work with client and Springsted on questions	Consult with Paul and Jessica re: strategies and tactics to employ; message refinement; communications timeline and priorities
	Discuss alignment of strategic plan and financial planning	\$3,313.00
	Overall communications counsel	
	Develop communications plan; review and monitor with client	
	Begin development of finance and strategic planning facts for use in various communications vehicles	
	Website recommendations regarding promtion and alignment of strategic plan and financial planning	
	Write stories for eNews and strategize overall message delivery to key audiences	
	Assist with District Update road show	
	Review results of community survey with board, develop key messages and survey summary	
	Website content recommendations	
	Provide site teams overview and communications plan template	
	Outline ideas for Patriot stories	
	review CommuniCAT	
	Plan out board decision process and information needed	
	Attend Strategic Plan review session	
	Participate in Board work session on levy recommendation amount; review draft ballot language	
	Prepare for Board referendum decision; messages, materials	
	write, edit or assist developing stories for website, informational brochure, bookmark, sample ballot, funding charts, powerpoint, phone voicemail, video approach, tax impact charts, early voting chart, legal mailing, eNews blurbs, "Learn More" press release, letter to retired staff, empty nester early voting email, event script, FAQ responses	
	Team meetings to discuss communications strategy, materials, and issues	
	Devleop site team plans and materials	
	\$28,594.00	

Statewide Election History

Operating Referendum Results						
Results by Year of Election						
Year of Election	Pass	Fail	Total	All ? % Pass	Renewal % Pass	Increase % Pass
2015	57	6	63	90%	100%	85%
2016	24	10	34	71%	100%	50%
2017	52	11	63	82%	100%	74%
2018	26	15	41	63%	100%	55%
2019	41	12	53	77%	100%	72%
2020	20	20	40	50%	100%	26%
2021	42	17	59	71%	100%	61%
2022	26	17	43	60%	93%	45%
2023	12	19	31	39%	100%	34%
2024	12	20	32	38%	N/A	39%
Total	312	147	459	68%	99%	60%

Results since 1991				
Description	Pass	Fail	Total	% Pass
Odd Years	1,052	394	1,446	72.8%
Presidential	259	225	484	53.5%
Other Even Years	311	256	567	54.9%

Source: Minnesota Department of Education

Waconia Public Schools Operating Referendum History

ISD 110 Waconia Public Schools Operating Referendum History

Year Held	Start Pay	Net \$/Pupil Unit	# of Years	Pass / Fail	# of Yes Votes	# of No Votes	Total Votes
1991	1993	\$ 412.88	4	Pass			-
1995	1997	\$ 370.00	7	Pass	748	706	1,454
1998	1999	\$ 50.00	10	Pass	1,571	1,351	2,922
2003	2004	\$ 350.00	10	Fail	1,314	1,546	2,860
2004	2005	\$ 390.00	10	Pass	4,535	3,722	8,257
2006	2007	\$ -	10	Fail	3,224	3,805	7,029
2007	2008	\$ 235.00	10	Pass	1,923	1,815	3,738
2018	2019	\$ 525.00	10	Pass	5,954	4,263	10,217
2020	2021	\$ 410.00	10	Pass	6,407	6,313	12,720

Source: Minnesota Department of Education

6. **ENTER CLOSED MEETING RE: Cybersecurity
Discussion**