

## **Finance & Facilities Committee**

Monday, May 12, 2025 6:00 PM

District Office Conf Rm B, 512 Industrial Blvd., Waconia, MN 55387

1. **Operating Referendum vs. Capital Projects Levy**



# Possible Referendum Discussion - Fall 2025

May 12, 2025

# Agenda

- **Operating Referendum**
  - **History**
  - **Timeline**
- **Capital Projects Levy**
  - **Timeline**
- **Define the Need**
- **Review Key Data**
  - **Operating Referendum and Capital Project Levy Comparisons**
  - **Survey Results**
  - **Taxpayer Impact**
- **Questions & Discussion**





# Operating Referendum

# Operating Referendum

- **What is an Operating Referendum?**
  - An operating referendum is a voter-approved levy that provides additional funding to support the daily operations of a school district
- **How do Operating Referendums Work?**
  - Local school boards propose a per-pupil levy amount for voter approval.
  - Funds are collected through property taxes and used strictly for school operations
  - Renewed periodically (often every 5-10 years) or increased based on district needs.



# 2018 Operating Referendum Authority

**November 6, 2018**

SCHOOL DISTRICT QUESTION 1 (ISD #110)

Approval of School District Operating referendum revenue Authorization

The board of Independent School District No. 110 (Waconia Public Schools), Minnesota has proposed to increase the School District's general education revenue by **\$525 per pupil**, subject to an annual increase at the rate of inflation. The proposed operating referendum revenue authorization would be first levied in 2018 for taxes payable in 2019 and applicable for ten (10) years unless otherwise revoked or reduced as provided by law. Shall the increase in the general education revenue proposed by the board of Independent School District No. 110 (Waconia Public Schools), Minnesota be approved? BY VOTING "YES" ON THIS BALLOT QUESTION, YOU ARE VOTING FOR A PROPERTY TAX INCREASE.

## ● Results

- **5,954 YES (58%)**
- **4,263 NO (42%)**

## ● Expires after taxes payable in 2028



# 2020 Operating Referendum Authority

**November 3, 2020**

SCHOOL DISTRICT QUESTION 1 (ISD #110)

## Approval of New School District Referendum Revenue Authorization

The board of Independent School District No. 110 (Waconia Public Schools), Minnesota has proposed to increase the School District's general education revenue by **\$410 per pupil**, subject to an annual increase at the rate of inflation. The proposed new referendum revenue authorization would be first levied in 2020 for taxes payable in 2021 and applicable for ten (10) years unless otherwise revoked or reduced as provided by law. Shall the increase in the general education revenue proposed by the board of Independent School District No. 110 (Waconia Public Schools), Minnesota be approved? BY VOTING "YES" ON THIS BALLOT QUESTION, YOU ARE VOTING FOR A PROPERTY TAX INCREASE.

- **Results**
  - **6,407 YES (50.37%)**
  - **6,313 NO (49.63%)**
- **Expires after taxes payable in 2030**



# Operating Referendum Authorities

- Two Voter-Approved Operating Referendum Authorities
  - 2018 Election - \$525 with inflationary increases
  - 2020 Election - \$410 with inflationary increases

Tax Pay Year	Fiscal Year	2018 Referendum per Pupil	2020 Referendum per Pupil	Total per Pupil	Operating Referendum Cap
2018	FY 2019	\$ -	\$ -	\$ -	
2019	FY 2020	\$ 525.00	\$ -	\$ 525.00	
2020	FY 2021	\$ 529.04	\$ -	\$ 529.04	
2021	FY 2022	\$ 566.97	\$ 410.00	\$ 976.97	
2022	FY 2023	\$ 602.46	\$ 435.67	\$ 1,038.13	
2023	FY 2024	\$ 622.34	\$ 450.05	\$ 1,072.39	
2024	FY 2025	\$ 638.40	\$ 461.66	\$ 1,100.06	
2025	FY 2026	\$ 659.91	\$ 477.22	\$ 1,137.13	\$ 2,266.00
2026	FY 2027	\$ 678.39	\$ 490.58	\$ 1,168.97	
2027	FY 2028	\$ 690.33	\$ 499.21	\$ 1,189.54	
2028	FY 2029	\$ 705.10	\$ 509.89	\$ 1,214.99	
2029	FY 2030	\$ -	\$ 521.26	\$ 521.26	
2030	FY 2031	\$ -	\$ 533.25	\$ 533.25	
2031	FY 2032	\$ -	\$ -	\$ -	

# Process / Timeline - Operating Referendum

Review financial information and scenarios to determine right path

Select best operating referendum question(s)

Final Date for board to call for election

Election Day

Winter/Spring

Summer

Mid-August

November





# Capital Projects Levy

# Capital Projects Levy

- **What is a Capital Projects Levy?**

- A Capital Projects Levy is a voter-approved tax that provides dedicated funding for capital expenditures. Unlike bond referendums, which are used for large-scale construction projects and require long-term debt, a Capital Projects Levy is typically collected on a pay-as-you-go basis

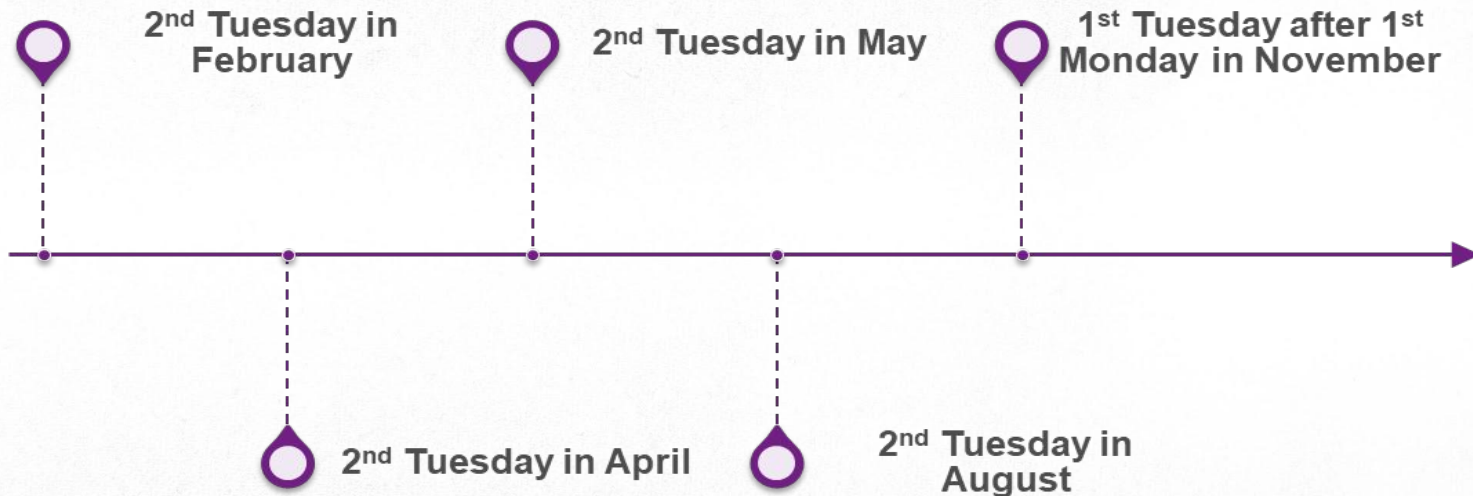
- **How are Capital Projects Levy Funds Used?**

- Facility & Infrastructure Upgrades: Supports essential repairs, renovations, and modernization of school buildings
- Technology Investments: Funds for student devices, instructional technology, cybersecurity, and network infrastructure
- Equipment & Safety Enhancements: Supports purchases of large capital assets, security systems, and operational improvements
- Avoids Borrowing Costs: Helps districts address capital needs without issuing bonds and accumulating interest expenses
- Stable & Relative Predictable Revenue Stream: Provides consistent funding over a designated period, ensuring long-term planning and financial stability



# Capital Projects Levy (CPL)

- Review and comment process applies for projects over \$2,000,000
  - Exempt if addressing only technology
- Election can be held:





# The Financial Need

# Define the Need

## Operating Referendum Supporting People and Programs

- FY26 to FY27 Salary Increases: **\$1.8 million**
- FY26 to FY27 Total Compensation increase: **\$2.5 million**
- Projected Deficit Spending:
  - FY27: **\$1.8 million**
  - FY28: **\$4.2 million**

These figures underscore the structural gap that an operating referendum could help stabilize – allowing the district to preserve class sizes, programs, and services.

## Capital Projects Levy Supporting Tools and Infrastructure

- Current Annual Technology Spend from the General Fund: **\$2.6 million**
- 10-Year Technology Plan
  - Average: **\$3.0 million**
  - 10-Year High: **\$3.5 million**
  - 10-Year Low: **\$2.5 million**

Establishing a technology levy within the range ensured sustainable infrastructure and device replacement while protecting operational dollars for instruction.

# Comparison Review

## Operating Referendums

Wide range of uses

Vote on amount per pupil

State aid for some districts

Taxed on referendum market value

Most elections in November

Authority up to 10 years  
(Board can renew)

## Capital Projects Levy

Capital related items including  
technology

Vote on tax rate/\$ amount

No state aid

Taxed on net tax capacity

Elections can be held 5 dates  
throughout the year

Authority up to 10 years

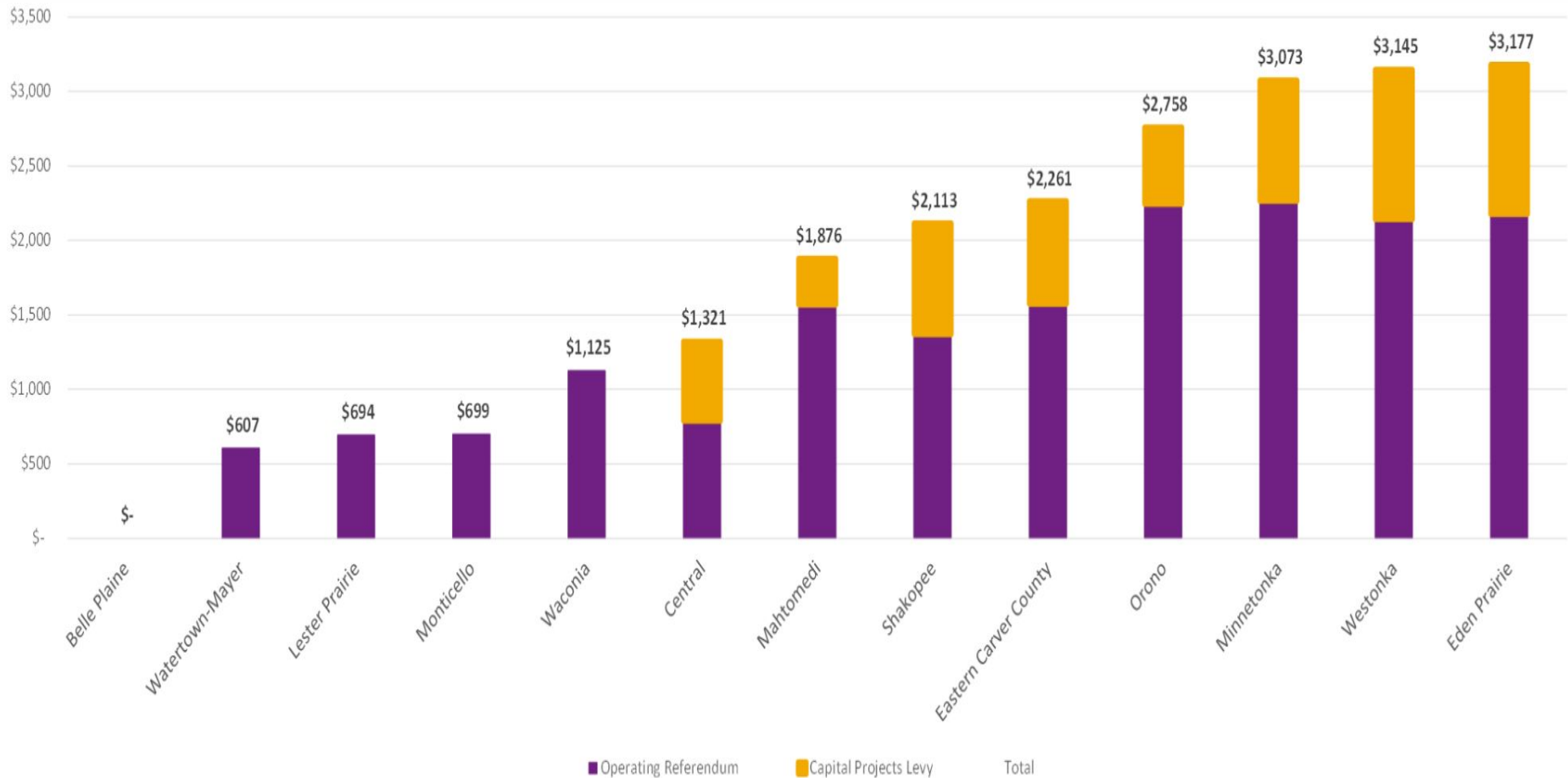


# Review the Data

## Operating Referendum and Capital Project Levy Comparisons



# FY26 Operating Referendum & Capital Projects Levy Comparison



District	Belle Plaine	Watertown-	Lester Prairie	Monticello	Waconia	Central	Mahtomedi	Shakopee	Eastern Carver	Orono	Minnetonka	Westonka	Eden Prairie
Operating Referendum	\$ -	\$ 607	\$ 694	\$ 699	\$ 1,125	\$ 790	\$ 1,570	\$ 1,372	\$ 1,576	\$ 2,246	\$ 2,266	\$ 2,142	\$ 2,177
Capital Projects Levy	\$ -	\$ -	\$ -	\$ -	\$ -	\$ 531	\$ 306	\$ 741	\$ 685	\$ 512	\$ 807	\$ 1,003	\$ 1,000
Total	\$ -	\$ 607	\$ 694	\$ 699	\$ 1,125	\$ 1,321	\$ 1,876	\$ 2,113	\$ 2,261	\$ 2,758	\$ 3,073	\$ 3,145	\$ 3,177

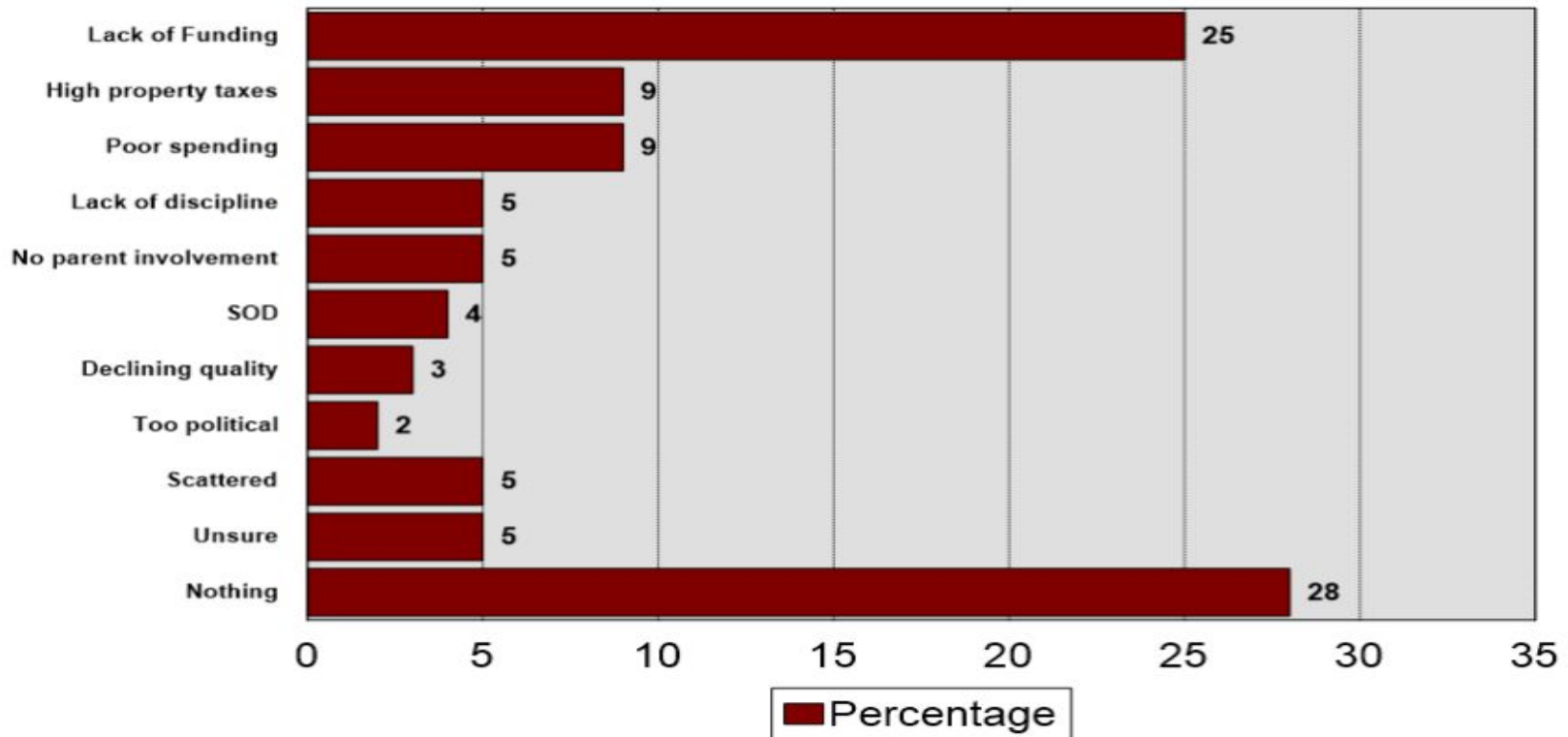


# Review the Data

## April 2025 Survey Results

# Survey Results - Most Serious Issue

## Most Serious Issue 2025 Waconia School District

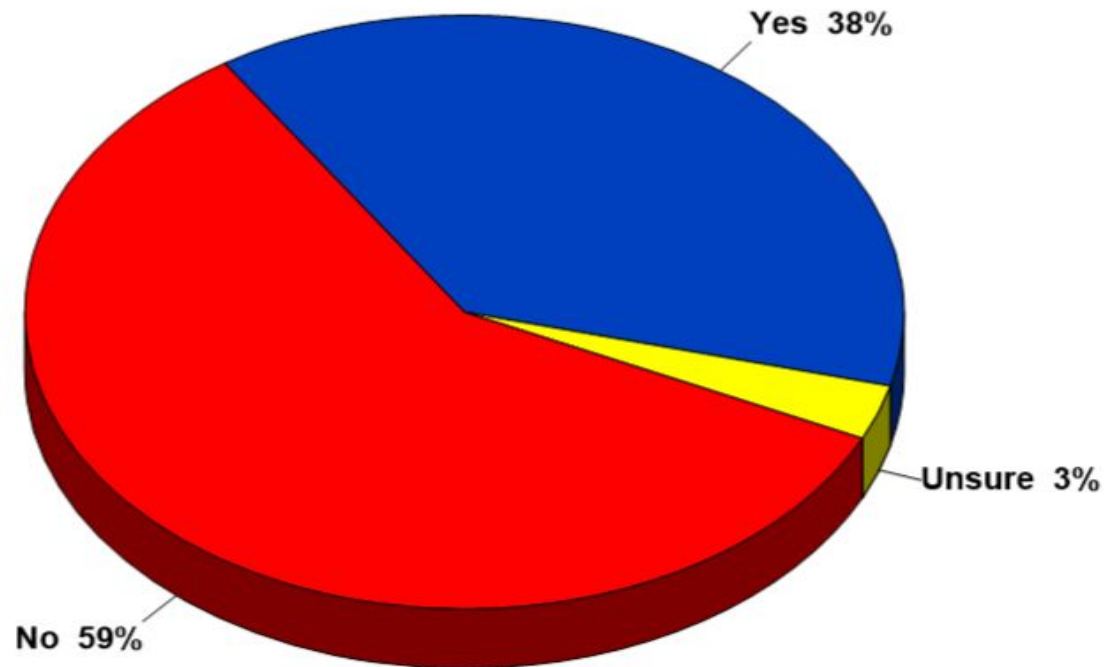


Morris Leatherman Company

# Survey Results - District Adequately Funded

## District Adequately Funded

2025 Waconia School District

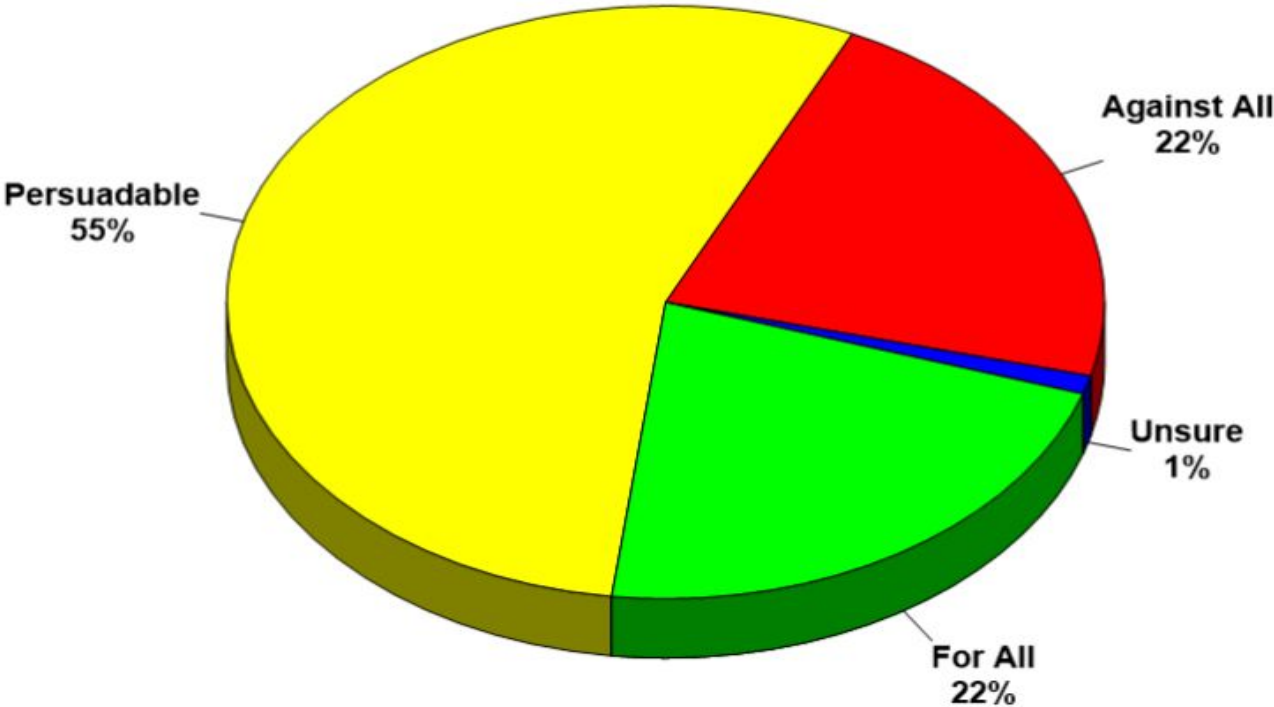


Morris Leatherman Company

# Survey Results - Referendum Predisposition

## Referendum Predisposition

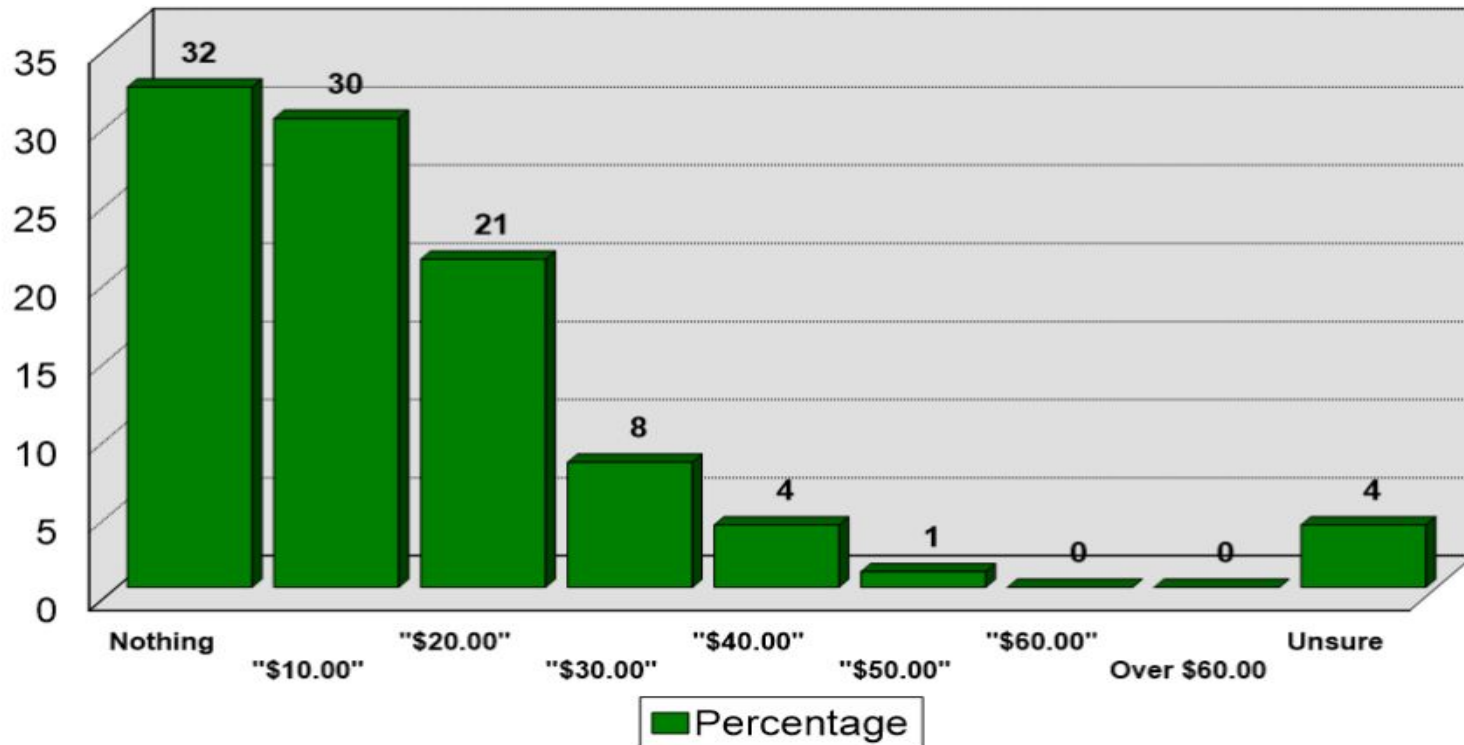
2025 Waconia School District



The Morris Leatherman Company

# Survey Results - Property Tax Increase for Increased Operations Funding

## Property Tax Increase for Increased Operations Funding 2025 Waconia School District

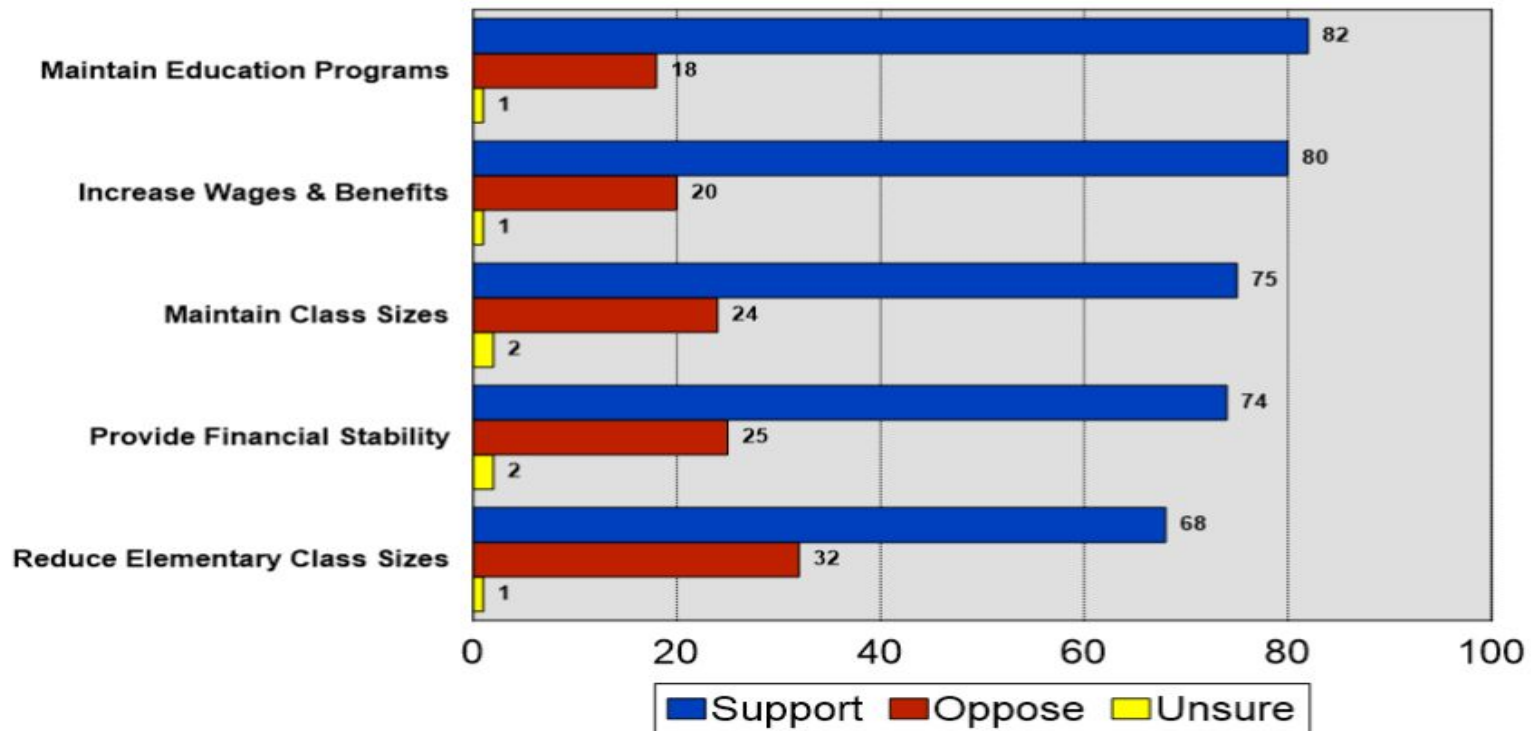


The Morris Leatherman Company

# Survey Results - Property Tax Increase for Increased Operations Funding

## Property Tax Increase for....

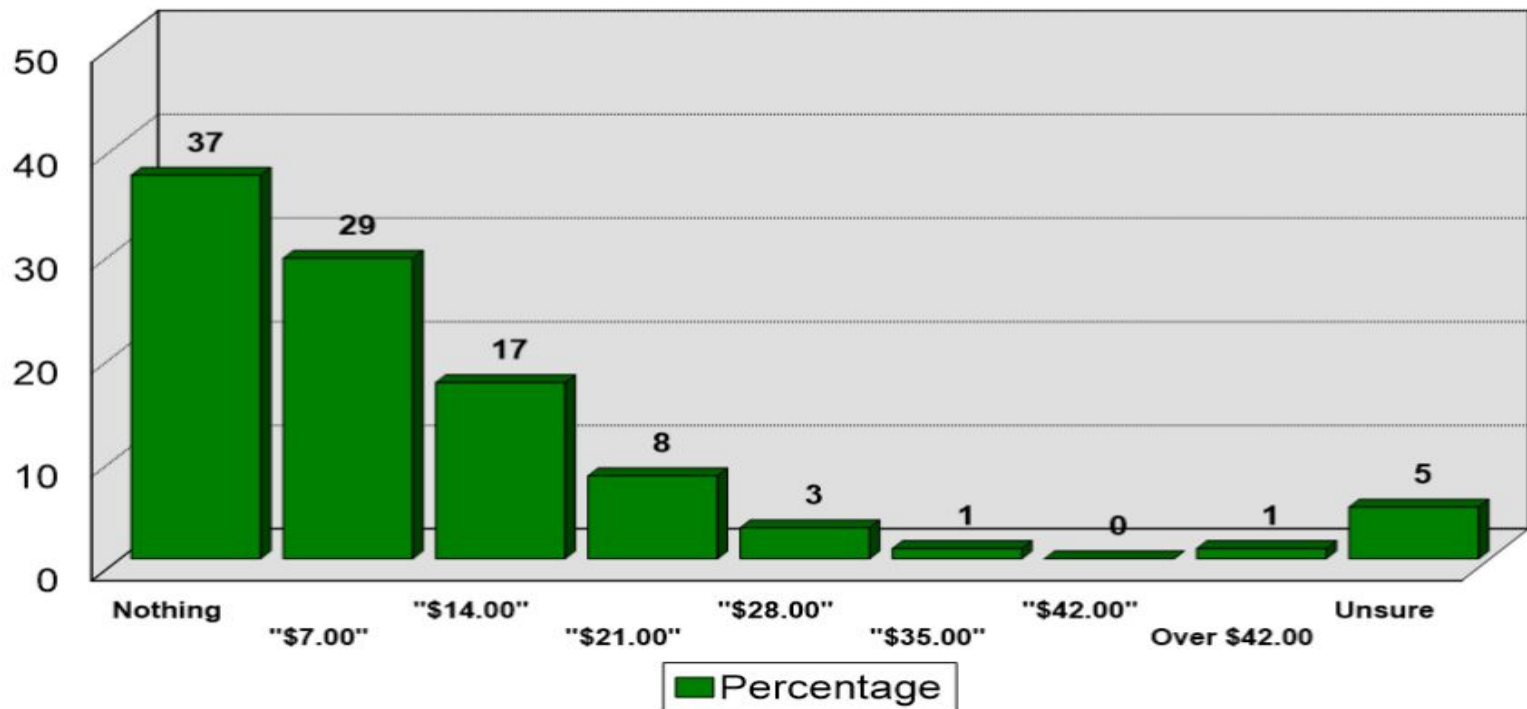
2025 Waconia School District



Morris Leatherman Company

# Survey Results - Property Tax Increase for Technology

## Property Tax Increase for Technology 2025 Waconia School District

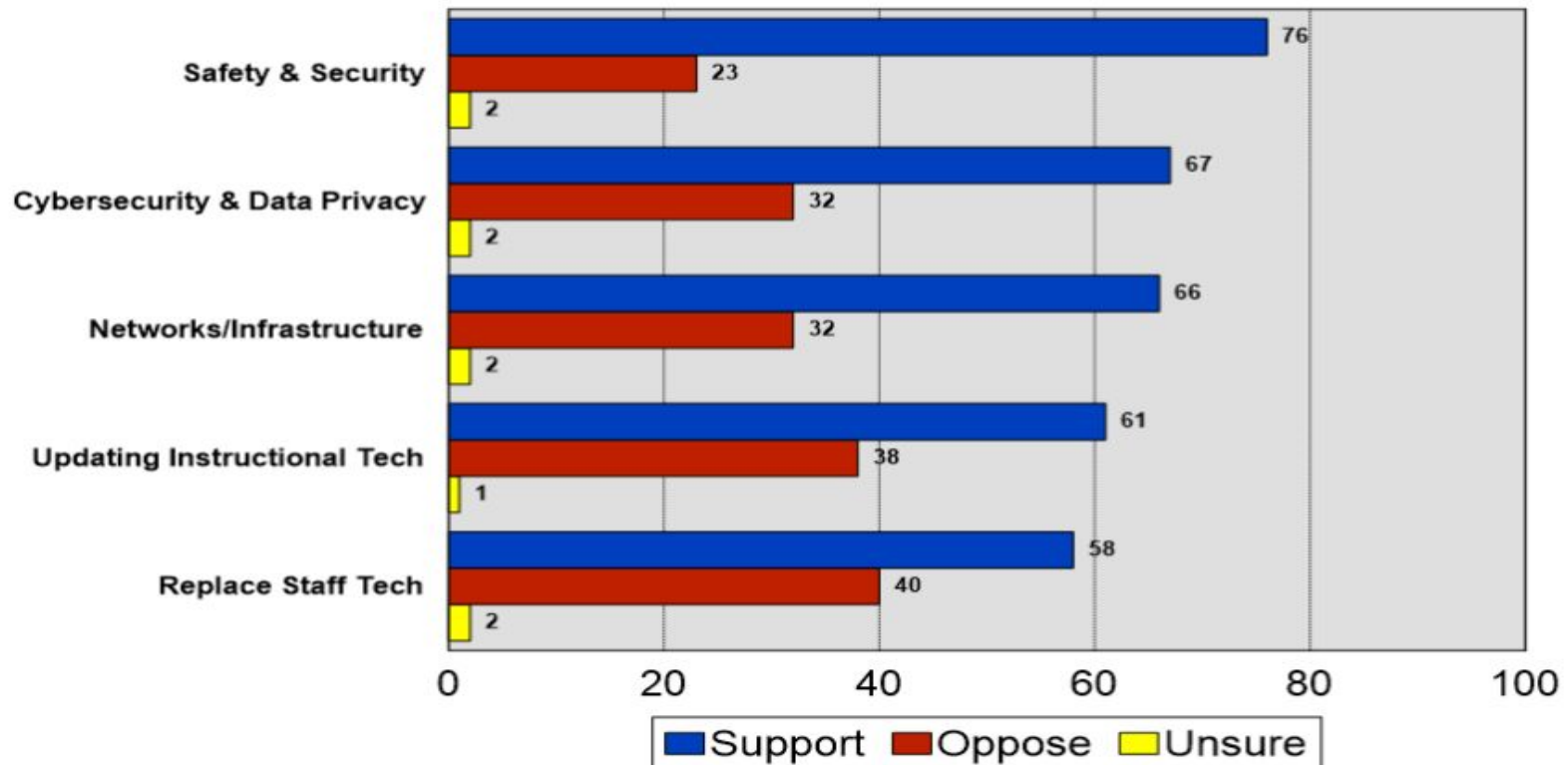


The Morris Leatherman Company

# Survey Results - Property Tax Increase for Technology

## Property Tax Increase for....

2025 Waconia School District



Morris Leatherman Company



# Review the Data

## Taxpayer Impact

# Operating Referendum Comparison

## Tax Impact Analysis

### Operating Referendum Increase per APU

ISD 110, Waconia Public Schools

Date: 04/30/2025

Operating Referendum												
Description	Scenario A		Scenario B		Scenario C		Scenario D		Scenario E		Scenario F	
<b>New Referendum</b>	<b>\$1,480</b>		<b>\$1,598</b>		<b>\$1,716</b>		<b>\$1,834</b>		<b>\$1,953</b>		<b>\$2,367</b>	
Referendum Increase	\$355		\$473		\$591		\$710		\$828		\$1,242	
Referendum Revenue	\$1,500,000		\$2,000,000		\$2,500,000		\$3,000,000		\$3,500,000		\$5,250,457	
Aid	\$0		\$0		\$0		\$0		\$0		\$0	
<b>Combined Levy</b>	<b>\$1,500,000</b>		<b>\$2,000,000</b>		<b>\$2,500,000</b>		<b>\$3,000,000</b>		<b>\$3,500,000</b>		<b>\$5,250,457</b>	
RMV (Pay 2025)	\$4,035,224,300		\$4,035,224,300		\$4,035,224,300		\$4,035,224,300		\$4,035,224,300		\$4,035,224,300	
Tax Rate Increase	0.037173%		0.049564%		0.061954%		0.074345%		0.086736%		0.130116%	
Referendum Market Value (RMV)	Estimated Tax Impact											
	Annual	Monthly	Annual	Monthly	Annual	Monthly	Annual	Monthly	Annual	Monthly	Annual	Monthly
\$200,000	\$74.35	\$6.20	\$99.13	\$8.26	\$123.91	\$10.33	\$148.69	\$12.39	\$173.47	\$14.46	\$260.23	\$21.69
\$300,000	\$111.52	\$9.29	\$148.70	\$12.39	\$185.86	\$15.49	\$223.04	\$18.59	\$260.21	\$21.68	\$390.35	\$32.53
\$350,000	\$130.10	\$10.84	\$173.47	\$14.46	\$216.84	\$18.07	\$260.21	\$21.68	\$303.58	\$25.30	\$455.40	\$37.95
\$400,000	\$148.69	\$12.39	\$198.25	\$16.52	\$247.82	\$20.65	\$297.38	\$24.78	\$346.94	\$28.91	\$520.46	\$43.37
<b>\$450,000</b>	<b>\$167.28</b>	<b>\$13.94</b>	<b>\$223.04</b>	<b>\$18.59</b>	<b>\$278.79</b>	<b>\$23.23</b>	<b>\$334.55</b>	<b>\$27.88</b>	<b>\$390.31</b>	<b>\$32.53</b>	<b>\$585.52</b>	<b>\$48.79</b>
\$500,000	\$185.86	\$15.49	\$247.82	\$20.65	\$309.77	\$25.81	\$371.73	\$30.98	\$433.68	\$36.14	\$650.58	\$54.22
\$550,000	\$204.45	\$17.04	\$272.60	\$22.72	\$340.75	\$28.40	\$408.90	\$34.08	\$477.05	\$39.75	\$715.64	\$59.64
\$600,000	\$223.04	\$18.59	\$297.38	\$24.78	\$371.73	\$30.98	\$446.07	\$37.17	\$520.42	\$43.37	\$780.69	\$65.06
\$700,000	\$260.21	\$21.68	\$346.94	\$28.91	\$433.68	\$36.14	\$520.42	\$43.37	\$607.15	\$50.60	\$910.81	\$75.90
\$800,000	\$297.37	\$24.78	\$396.51	\$33.04	\$495.64	\$41.30	\$594.76	\$49.56	\$693.89	\$57.82	\$1,040.92	\$86.74

\*Additional Revenue, Aid and Levy is based on changes to the operating referendum and equity revenues.

\*Assumes APU of 4,228

# Capital Projects Levy Comparison


## Tax Impact Analysis

ISD 110, Waconia Public Schools

Date: 04/30/25

Capital Project Levy Referendum													
Description		Scenario A	Scenario B	Scenario C	Scenario D	Scenario E	Scenario F						
Capital Projects Levy Amount		\$1,500,000	\$2,000,000	\$2,500,000	\$3,000,000	\$3,500,000	\$5,250,457						
Net Tax Capacity (NTC) - Pay 2025		\$47,745,105	\$47,745,105	\$47,745,105	\$47,745,105	\$47,745,105	\$47,745,105						
NTC Tax Rate		3.141683%	4.188911%	5.236139%	6.283367%	7.330594%	10.996849%						
Property Type	Referendum Market Value (RMV)	Estimated Tax Impact											
		Annual	Monthly	Annual	Monthly	Annual	Monthly	Annual	Monthly	Annual	Monthly	Annual	Monthly
Residential Homestead	\$200,000	\$54.00	\$4.50	\$72.00	\$6.00	\$90.00	\$7.50	\$108.00	\$9.00	\$200.23	\$16.69	\$228.54	\$19.05
	\$300,000	\$88.00	\$7.33	\$117.00	\$9.75	\$147.00	\$12.25	\$176.00	\$14.67	\$300.34	\$25.03	\$342.81	\$28.57
	\$350,000	\$105.00	\$8.75	\$140.00	\$11.67	\$175.00	\$14.58	\$210.00	\$17.50	\$350.40	\$29.20	\$399.95	\$33.33
	\$400,000	\$122.00	\$10.17	\$163.00	\$13.58	\$204.00	\$17.00	\$245.00	\$20.42	\$400.46	\$33.37	\$457.08	\$38.09
	\$450,000	\$139.00	\$11.58	\$186.00	\$15.50	\$232.00	\$19.33	\$279.00	\$23.25	\$450.51	\$37.54	\$514.22	\$42.85
	\$500,000	\$157.00	\$13.08	\$209.00	\$17.42	\$261.00	\$21.75	\$313.00	\$26.08	\$500.57	\$41.71	\$571.35	\$47.61
	\$550,000	\$177.00	\$14.75	\$236.00	\$19.67	\$295.00	\$24.58	\$353.00	\$29.42	\$550.63	\$45.89	\$628.49	\$52.37
	\$600,000	\$196.00	\$16.33	\$262.00	\$21.83	\$327.00	\$27.25	\$393.00	\$32.75	\$600.69	\$50.06	\$685.63	\$57.14
	\$700,000	\$236.00	\$19.67	\$314.00	\$26.17	\$393.00	\$32.75	\$471.00	\$39.25	\$700.80	\$58.40	\$799.90	\$66.66
\$800,000	\$275.00	\$22.92	\$267.00	\$22.25	\$458.00	\$38.17	\$550.00	\$45.83	\$800.91	\$66.74	\$914.17	\$76.18	
Commercial / Industrial	\$250,000	\$102.00	\$8.50	\$136.00	\$11.33	\$170.00	\$14.17	\$204.00	\$17.00	\$500.57	\$41.71	\$571.35	\$47.61
	\$500,000	\$165.00	\$13.75	\$220.00	\$18.33	\$275.00	\$22.92	\$330.00	\$27.50	\$550.63	\$45.89	\$628.49	\$52.37
	\$750,000	\$291.00	\$24.25	\$387.00	\$32.25	\$484.00	\$40.33	\$581.00	\$48.42	\$600.69	\$50.06	\$685.63	\$57.14
	\$1,000,000	\$605.00	\$50.42	\$806.00	\$67.17	\$1,008.00	\$84.00	\$1,210.00	\$100.83	\$700.80	\$58.40	\$799.90	\$66.66
Land & Buildings													
Agricultural Homestead	\$250,000	\$39.00	\$3.25	\$52.00	\$4.33	\$65.00	\$5.42	\$79.00	\$6.58	\$92.00	\$7.67	\$137.00	\$11.42
	\$500,000	\$79.00	\$6.58	\$105.00	\$8.75	\$131.00	\$10.92	\$157.00	\$13.08	\$183.00	\$15.25	\$275.00	\$22.92
Agricultural Non-Homestead	\$250,000	\$79.00	\$6.58	\$105.00	\$8.75	\$131.00	\$10.92	\$157.00	\$13.08	\$183.00	\$15.25	\$275.00	\$22.92
	\$500,000	\$157.00	\$13.08	\$209.00	\$17.42	\$262.00	\$21.83	\$314.00	\$26.17	\$367.00	\$30.58	\$550.00	\$45.83

\*Homestead land limited to first \$3,800,000 in value. All additional land taxed like Ag non-homestead land.

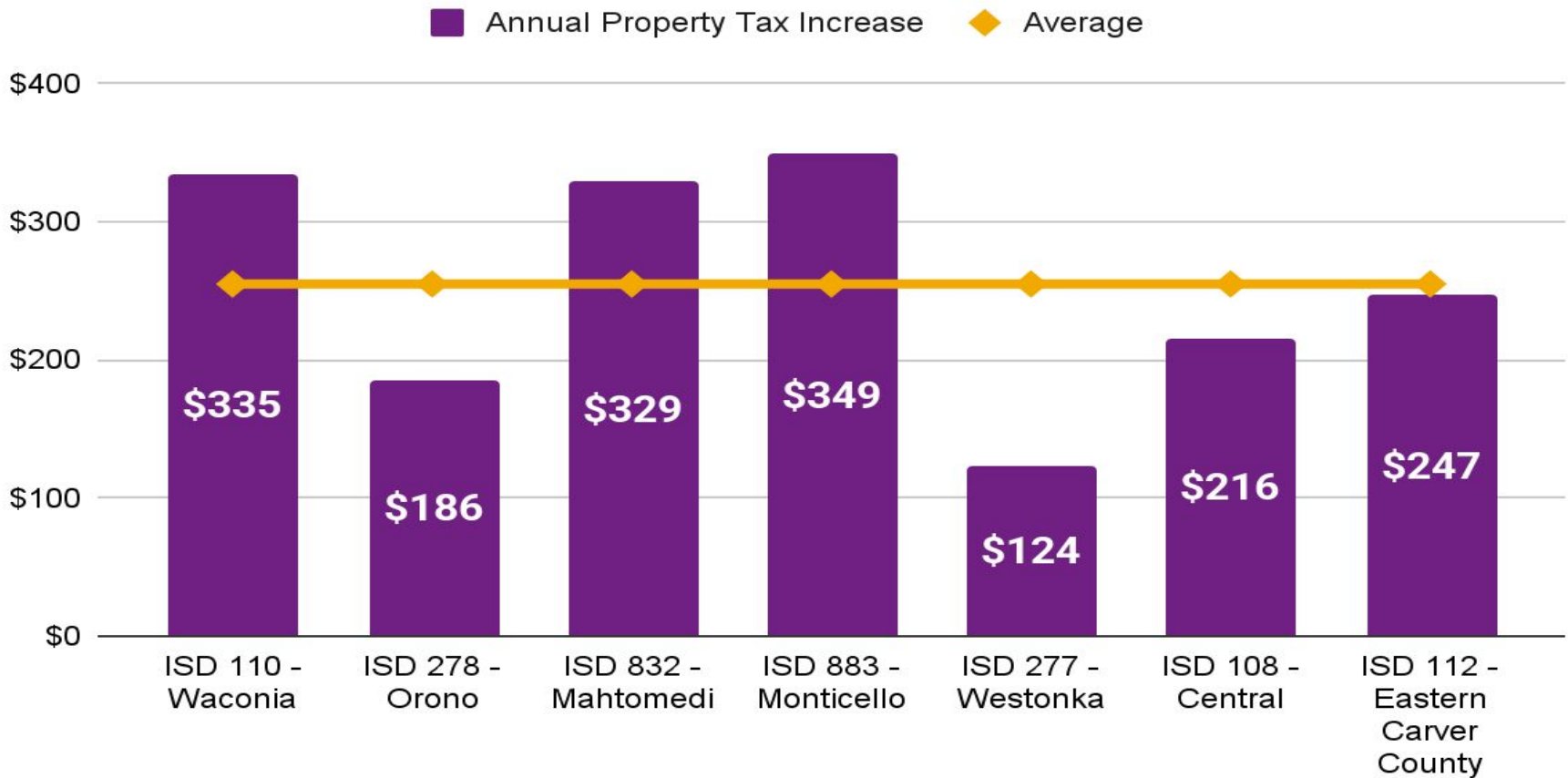


# Review the Data

## Taxpayer Impact District Comparisons

# Operating Referendum Comparison

## Tax Impact Analysis for a \$450,000 home assuming a \$710 Operating Referendum Increase per APU



# Operating Referendum & Capital Projects Levy Tax Impact Comparison

Tax Impact Analysis - Operating Referendum vs. Capital Projects Levy

Date: 04/30/2025

Description	ISD 110 - Waconia		ISD 277 - Westonka		ISD 108 - Central		ISD 112 - Eastern Carver County	
	Operating Referendum	Capital Projects Levy	Operating Referendum	Capital Projects Levy	Operating Referendum	Capital Projects Levy	Operating Referendum	Capital Projects Levy
Operating Referendum (\$ per APU)	\$710		\$710		\$710		\$710	
APU	4,228		2,625		790		9,877	
Revenue	\$3,000,000	\$3,000,000	\$1,862,725	\$1,862,725	\$560,378	\$560,378	\$7,008,420	\$7,008,420
RMV (Operating) & NTC (Capital Projects) - Prelim Pay 2025	\$4,035,224,300	\$47,745,105	\$6,751,728,900	\$78,980,983	\$1,169,060,300	\$16,540,067	\$12,750,804,900	\$143,146,853
Additional Tax Rate	0.074345%	6.28%	0.027589%	2.36%	0.047934%	3.39%	0.054965%	4.90%

Property Type	Referendum Market Value (RMV)	Estimated Tax Impact				Estimated Tax Impact				Estimated Tax Impact				Estimated Tax Impact			
		Annual	Monthly	Annual	Monthly	Annual	Monthly	Annual	Monthly	Annual	Monthly	Annual	Monthly	Annual	Monthly	Annual	Monthly
Residential Homestead	\$100,000	\$74	\$6.17	\$39	\$3.25	\$28	\$2.33	\$15	\$1.25	\$48	\$4.00	\$21	\$1.75	\$55	\$4.58	\$31	\$2.58
	\$200,000	\$149	\$12.42	\$108	\$9.00	\$55	\$4.58	\$40	\$3.33	\$96	\$8.00	\$58	\$4.83	\$110	\$9.17	\$84	\$7.00
	\$300,000	\$223	\$18.58	\$176	\$14.67	\$83	\$6.92	\$66	\$5.50	\$144	\$12.00	\$95	\$7.92	\$165	\$13.75	\$137	\$11.42
	\$400,000	\$297	\$24.75	\$245	\$20.42	\$110	\$9.17	\$92	\$7.67	\$192	\$16.00	\$132	\$11.00	\$220	\$18.33	\$191	\$15.92
	\$450,000	\$335	\$27.92	\$279	\$23.25	\$124	\$10.33	\$105	\$8.75	\$216	\$18.00	\$150	\$12.50	\$247	\$20.58	\$217	\$18.08
	\$500,000	\$372	\$31.00	\$313	\$26.08	\$138	\$11.50	\$118	\$9.83	\$240	\$20.00	\$169	\$14.08	\$275	\$22.92	\$244	\$20.33
	\$600,000	\$446	\$37.17	\$393	\$32.75	\$166	\$13.83	\$147	\$12.25	\$288	\$24.00	\$212	\$17.67	\$330	\$27.50	\$306	\$25.50
	\$800,000	\$595	\$49.58	\$550	\$45.83	\$221	\$18.42	\$206	\$17.17	\$383	\$31.92	\$296	\$24.67	\$440	\$36.67	\$428	\$35.67
	\$1,000,000	\$743	\$61.92	\$707	\$58.92	\$276	\$23.00	\$265	\$22.08	\$479	\$39.92	\$381	\$31.75	\$550	\$45.83	\$551	\$45.92
	\$1,200,000	\$892	\$74.33	\$864	\$72.00	\$331	\$27.58	\$324	\$27.00	\$575	\$47.92	\$466	\$38.83	\$660	\$55.00	\$673	\$56.08

Commercial / Industrial	\$250,000	\$186	\$15.50	\$267	\$22.25	\$69	\$5.75	\$100	\$8.33	\$120	\$10.00	\$144	\$12.00	\$137	\$11.42	\$208	\$17.33
	\$500,000	\$372	\$31.00	\$581	\$48.42	\$138	\$11.50	\$218	\$18.17	\$240	\$20.00	\$313	\$26.08	\$275	\$22.92	\$453	\$37.75
	\$750,000	\$558	\$46.50	\$895	\$74.58	\$207	\$17.25	\$336	\$28.00	\$360	\$30.00	\$483	\$40.25	\$412	\$34.33	\$698	\$58.17
	\$1,000,000	\$743	\$61.92	\$1,210	\$100.83	\$276	\$23.00	\$454	\$37.83	\$479	\$39.92	\$652	\$54.33	\$550	\$45.83	\$942	\$78.50

		Land & Buildings															
Agricultural Homestead	\$250,000	\$0	\$0.00	\$79	\$6.58	\$0	\$0.00	\$29	\$2.42	\$0	\$0.00	\$42	\$3.50	\$0	\$0.00	\$61	\$5.08
	\$500,000	\$0	\$0.00	\$157	\$13.08	\$0	\$0.00	\$59	\$4.92	\$0	\$0.00	\$85	\$7.08	\$0	\$0.00	\$122	\$10.17

Agricultural Non- Homestead	\$250,000	\$0	\$0.00	\$157	\$13.08	\$0	\$0.00	\$59	\$4.92	\$0	\$0.00	\$85	\$7.08	\$0	\$0.00	\$122	\$10.17
	\$500,000	\$0	\$0.00	\$314	\$26.17	\$0	\$0.00	\$118	\$9.83	\$0	\$0.00	\$169	\$14.08	\$0	\$0.00	\$245	\$20.42

# Operating Referendum & Capital Projects Levy Tax Impact Comparison

Tax Impact Analysis - Operating Referendum vs. Capital Projects Levy

Date: 04/30/2025

Description	ISD 110 - Waconia		ISD 278 - Orono		ISD 832 - Mahtomedi		ISD 882 - Monticello	
	Operating Referendum	Capital Projects Levy	Operating Referendum	Capital Projects Levy	Operating Referendum	Capital Projects Levy	Operating Referendum	Capital Projects Levy
Operating Referendum (\$ per APU)	\$710		\$710		\$710		\$710	
APU	4,228		3,329		3,419		4,453	
Revenue	\$3,000,000	\$3,000,000	\$2,363,320	\$2,363,320	\$2,427,632	\$2,427,632	\$3,161,630	\$3,161,630
RMV (Operating) & NTC (Capital Projects) - Prelim Pay 2025	\$4,035,224,300	\$47,745,105	\$5,710,075,700	\$69,541,864	\$3,323,097,800	\$38,217,876	\$4,075,733,708	\$54,182,943
Additional Tax Rate	0.074345%	6.28%	0.041389%	3.40%	0.073053%	6.35%	0.077572%	5.84%

Property Type	Referendum Market Value (RMV)	Estimated Tax Impact				Estimated Tax Impact				Estimated Tax Impact				Estimated Tax Impact			
		Annual	Monthly	Annual	Monthly	Annual	Monthly	Annual	Monthly	Annual	Monthly	Annual	Monthly	Annual	Monthly	Annual	Monthly
Residential Homestead	\$100,000	\$74	\$6.17	\$39	\$3.25	\$41	\$3.42	\$21	\$1.75	\$73	\$6.08	\$40	\$3.33	\$78	\$6.50	\$36	\$3.00
	\$200,000	\$149	\$12.42	\$108	\$9.00	\$83	\$6.92	\$58	\$4.83	\$146	\$12.17	\$109	\$9.08	\$155	\$12.92	\$100	\$8.33
	\$300,000	\$223	\$18.58	\$176	\$14.67	\$124	\$10.33	\$95	\$7.92	\$219	\$18.25	\$178	\$14.83	\$233	\$19.42	\$164	\$13.67
	\$400,000	\$297	\$24.75	\$245	\$20.42	\$166	\$13.83	\$132	\$11.00	\$292	\$24.33	\$247	\$20.58	\$310	\$25.83	\$227	\$18.92
	\$450,000	\$335	\$27.92	\$279	\$23.25	\$186	\$15.50	\$151	\$12.58	\$329	\$27.42	\$282	\$23.50	\$349	\$29.08	\$259	\$21.58
	\$500,000	\$372	\$31.00	\$313	\$26.08	\$207	\$17.25	\$169	\$14.08	\$365	\$30.42	\$317	\$26.42	\$388	\$32.33	\$291	\$24.25
	\$600,000	\$446	\$37.17	\$393	\$32.75	\$248	\$20.67	\$212	\$17.67	\$438	\$36.50	\$397	\$33.08	\$465	\$38.75	\$365	\$30.42
	\$800,000	\$595	\$49.58	\$550	\$45.83	\$331	\$27.58	\$297	\$24.75	\$584	\$48.67	\$556	\$46.33	\$621	\$51.75	\$511	\$42.58
	\$1,000,000	\$743	\$61.92	\$707	\$58.92	\$414	\$34.50	\$382	\$31.83	\$731	\$60.92	\$715	\$59.58	\$776	\$64.67	\$656	\$54.67
	\$1,200,000	\$892	\$74.33	\$864	\$72.00	\$497	\$41.42	\$467	\$38.92	\$877	\$73.08	\$873	\$72.75	\$931	\$77.58	\$802	\$66.83

Commercial / Industrial	\$250,000	\$186	\$15.50	\$267	\$22.25	\$103	\$8.58	\$144	\$12.00	\$183	\$15.25	\$270	\$22.50	\$194	\$16.17	\$248	\$20.67
	\$500,000	\$372	\$31.00	\$581	\$48.42	\$207	\$17.25	\$314	\$26.17	\$365	\$30.42	\$588	\$49.00	\$388	\$32.33	\$540	\$45.00
	\$750,000	\$558	\$46.50	\$895	\$74.58	\$310	\$25.83	\$484	\$40.33	\$548	\$45.67	\$905	\$75.42	\$582	\$48.50	\$832	\$69.33
	\$1,000,000	\$743	\$61.92	\$1,210	\$100.83	\$414	\$34.50	\$654	\$54.50	\$731	\$60.92	\$1,223	\$101.92	\$776	\$64.67	\$1,123	\$93.58

		Land & Buildings															
Agricultural Homestead	\$250,000	\$0	\$0.00	\$79	\$6.58	\$0	\$0.00	\$42	\$3.50	\$0	\$0.00	\$79	\$6.58	\$0	\$0.00	\$73	\$6.08
	\$500,000	\$0	\$0.00	\$157	\$13.08	\$0	\$0.00	\$85	\$7.08	\$0	\$0.00	\$159	\$13.25	\$0	\$0.00	\$146	\$12.17

Agricultural Non-Homestead	\$250,000	\$0	\$0.00	\$157	\$13.08	\$0	\$0.00	\$85	\$7.08	\$0	\$0.00	\$159	\$13.25	\$0	\$0.00	\$146	\$12.17
	\$500,000	\$0	\$0.00	\$314	\$26.17	\$0	\$0.00	\$170	\$14.17	\$0	\$0.00	\$318	\$26.50	\$0	\$0.00	\$292	\$24.33



# Questions & Discussion

# Statewide Election History

Operating Referendum Results						
Results by Year of Election						
Year of Election	Pass	Fail	Total	All ? % Pass	Renewal % Pass	Increase % Pass
2015	57	6	63	90%	100%	85%
2016	24	10	34	71%	100%	50%
2017	52	11	63	82%	100%	74%
2018	26	15	41	63%	100%	55%
2019	41	12	53	77%	100%	72%
2020	20	20	40	50%	100%	26%
2021	42	17	59	71%	100%	61%
2022	26	17	43	60%	93%	45%
2023	12	19	31	39%	100%	34%
2024	12	20	32	38%	N/A	39%
<b>Total</b>	<b>312</b>	<b>147</b>	<b>459</b>	<b>68%</b>	<b>99%</b>	<b>60%</b>

Results since 1991				
Description	Pass	Fail	Total	% Pass
Odd Years	1,052	394	1,446	72.8%
Presidential	259	225	484	53.5%
Other Even Years	311	256	567	54.9%

Source: Minnesota Department of Education

# Waconia Public Schools Operating Referendum History

## ISD 110 Waconia Public Schools Operating Referendum History

Year Held	Start Pay	Net \$/Pupil Unit	# of Years	Pass / Fail	# of Yes Votes	# of No Votes	Total Votes
1991	1993	\$ 412.88	4	Pass			-
1995	1997	\$ 370.00	7	Pass	748	706	1,454
1998	1999	\$ 50.00	10	Pass	1,571	1,351	2,922
2003	2004	\$ 350.00	10	Fail	1,314	1,546	2,860
2004	2005	\$ 390.00	10	Pass	4,535	3,722	8,257
2006	2007	\$ -	10	Fail	3,224	3,805	7,029
2007	2008	\$ 235.00	10	Pass	1,923	1,815	3,738
2018	2019	\$ 525.00	10	Pass	5,954	4,263	10,217
2020	2021	\$ 410.00	10	Pass	6,407	6,313	12,720

Source: Minnesota Department of Education

**2. Review of Safe Schools Budget Recommendations  
for FY25-FY26**



## MEMORANDUM

**TO:** ISD 110 Finance Committee

**FROM:** Pam Carman, Director of Finance and Operations

**DATE:** May 12, 2025

**SUBJECT:** Review of Safe Schools Budget Recommendations for FY25–FY26

---

The attached memo summarizes the Safety & Security Committee's recommendations for allocating approximately \$85,000 in Safe Schools funding in FY25 and FY26. The proposed investments support districtwide safety and communication priorities, including:

- Replacement of aging camera servers
- Expansion of walkie-talkie infrastructure with rooftop repeater access
- Security camera upgrades at priority sites

In addition, the memo outlines supplemental safety investments funded by other sources:

- Card readers at loading docks (Food Service Fund)
- Card reader at Safari Island (City of Waconia)

To ensure compliance with Board Policy 724, a minimum of two quotes will be obtained for applicable purchases. Vendor selection will be included in the June 9, 2025 School Board meeting for action to allow timely procurement and implementation.



## MEMORANDUM

**TO:** Pam Carman, Director of Finance and Operations

**FROM:** Matt Thomas, Director of Communications  
Tim Bisek, Director of Building & Grounds

**DATE:** May 7, 2025

**SUBJECT:** Safe Schools Budget Recommendations

---

### Overview

This memo outlines a strategic short-term plan for the allocation of Safe Schools restricted dollars for FY25 and FY26. The recommendations have been developed in coordination with the Safety & Security Committee, which met recently to review districtwide priorities and needs. Board approval is requested on key FY25 and FY26 expenditures to enable prompt implementation.

---

### FY25 Recommended Expenditures

- 1. Camera Server Replacement – \$45,730**  
Replace aging server at Waconia High School to ensure reliable and secure video surveillance system performance.
  - 2. Districtwide Infrastructure and Walkie Talkies – \$25,000**  
Enhance communication capabilities across all sites for daily operations and emergency response. This includes placing a repeater on the rooftop of Ridgeview Medical Center to extend the communication range for District walkie talkies.
  - 3. Security Camera Upgrades – \$15,000**  
Upgrade outdated or poor-performing cameras identified as top priority by site administrators.
-

## Additional FY25 Safety Investment

- **Card Readers at Loading Docks (5 locations) – Total Cost: \$32,000**  
This investment will be funded through the Food Service Fund (Fund 02)  
Locations: Middle School, High School, Bayview, Southview, Laketown
- **Card Reader at Safari Island (Main Door)**  
Cost covered by the City of Waconia

*These investments improve site access control and contribute to overall security infrastructure.*

---

## FY26 Recommended Expenditures

Recommended allocations after July 1, 2025:

1. **Additional Camera Upgrades and Walkie Talkies – \$40,000**  
Continue phase-in of security equipment enhancements based on site needs and committee priorities.
  2. **Reserve for Contingencies and Strategic Needs – \$45,000**  
Hold until April 2026; Committee will reconvene to assess emerging needs and make recommendations for final allocation.
- 

## Conclusion and Request

We respectfully request the board's approval to proceed with the FY25 and FY26 expenditures as outlined to maintain momentum on critical safety upgrades. These steps will strengthen site security, improve communication systems, and lay the foundation for continued improvements in FY26 and beyond.

## Safety & Security Committee Members

- Tim Bisek, Director of Buildings and Grounds
- Sara Eischens, Health Services Manager
- Steven Jensen, Director of Community Education
- Paul Sparby, Waconia High School Principal
- Ann Swanson, Bayview Elementary Principal
- Matt Thomas, Director of Communications

### 3. Technology Equipment Purchases FY25 and FY26



## MEMORANDUM

**TO:** ISD 110 School Board

**FROM:** Pam Carman, Director of Finance & Operations  
Erika Nesvig, Director of Education Services  
Aleks Simanovich, Technology Manager

**DATE:** May 12, 2025 - Finance Committee and Board Work Session

**SUBJECT:** Request for Approval - Technology Equipment Purchases FY25 and FY26

---

This memo summarizes key technology investments that have been reviewed at previous Board and Finance Committee meetings, including E-Rate funded network switches, Interactive SmartBoards, and Chromebooks. While these projects span both FY25 and FY26, we are now seeking formal Board approval to move forward with purchase orders.

- **For the E-Rate switches**, we have received our official Funding Commitment Decision Letter and are ready to initiate the purchase.
- **For the SmartBoards and Chromebooks**, we have finalized vendor selections and wish to award the purchases at this time to secure current pricing and installation timelines.

These investments are essential to sustaining instructional technology, upgrading infrastructure, and managing the device refresh cycle. Early approval will allow us to comply with procurement requirements and avoid potential price increases or delays.

In accordance with Board Policy #724: Purchasing Policy, for purchases that are over \$25,000 two quotes must be obtained. In accordance with Board Policy #721: Uniform Grant Guidance Policy Regarding Federal Revenue Sources, purchases that exceed \$10,000 when using federal funds are required to obtain two quotes. To avoid confusion, the Finance Department has adopted the \$10,000 threshold as the standard for all purchases, regardless of the funding source.

In a related effort to improve efficiency and clarity, we will also be bringing forward proposed updates to Board Policy #704: Capitalization. The current capital asset threshold is \$5,000 per individual item. For group purchases where individual items fall below that amount, the total purchase threshold is currently \$25,000. We will be recommending to the policy committee that this be increased to \$100,000 to better reflect operational needs and simplify capitalization processes.

## 1. E-Rate Funded Switches (FY26)

We have received a Funding Commitment Decision Letter (FCDL) dated April 26, 2025, from the Universal Service Administrative Company (USAC) for our E-Rate application. This allows us to proceed with the purchase of network switches for district-wide technology infrastructure upgrades. By selecting higher-capacity switches with improved performance, we were able to reduce the total number of devices needed and lower the overall project cost from \$399,768 to \$377,387.

- **Total project cost:** \$377,387.26
- **E-Rate reimbursement (50%):** \$188,693.63
- **District share:** \$188,693.63

### Attachments included:

- Finance Committee Memo (dated February 10, 2025)
- Board Approval to Proceed Memo (dated February 24, 2025)
- E-Rate Switches Sourcing Summary
- Award of Vendor for Network Switches (March 24, 2025)
- Funding Commitment Decision Letter (dated April 26, 2025)

## 2. Interactive SmartBoard Purchases (FY25 & FY26)

We plan to purchase interactive SmartBoards to support instructional delivery and technology integration across elementary grade levels, primarily at Bayview Elementary and Southview Elementary.

- **FY25:** 39 SmartBoards
- **FY26:** 37 SmartBoards
- **Recommended Vendor:** CDW
- **Cost:** \$83,580

CDW has agreed to absorb 5% of a recent 10% cost increase. Their quote includes installation, deinstallation, and recycling services. Additional project costs not covered in the quote include USB cords, electrical work, soundbars, and whiteboard replacements.

### Attachments included:

- Bluum Quote (dated 1-8-25)
- CDW Quote (dated 1-15-25)
- CDW Updated Pricing (dated 5-5-25)

### 3. Chromebook Purchases (FY25 & FY26)

We plan to refresh student and staff devices over the next two years:

- **FY25:** 75 Chromebooks
- **FY26:** 50 Chromebooks
- **Recommended Vendor:** ByteSpeed
- **Cost:** \$38,500, which includes licensing

This purchase supports our rationale for recommending an update to Policy 704: Capitalization. Currently, large-scale Chromebook purchases must be tracked through multiple smaller transactions under the \$25,000 group threshold, even though they are part of a larger strategic investment. Increasing the group threshold to \$100,000 would better reflect operational practices, reduce administrative burden, and align with how technology assets are budgeted, deployed, and tracked over their lifecycle.

You will see three quotes attached:

Vivacity Tech - \$229 per Chromebook plus licensing

ByteSpeed - \$275 per Chromebook plus licensing

CDW - \$297 per Chromebook plus licensing

Unfortunately, since we obtained these quotes, Vivacity is now out of stock, so we will proceed with the next lowest price.

#### **Attachments included:**

- ByteSpeed Quote (dated 4-30-25)
- Vivacity Tech Quote (dated 4-17-25)
- CDW Quote (dated 5-1-25)

**Action Requested:** Approval to proceed with issuing purchase orders for the following technology items:

1. Award purchase of E-Rate funded switches to Tech Check in the amount of \$377,387.26
2. Award purchase of Interactive SmartBoards to CDW at a cost of \$83,580
3. Award purchase of Chromebooks to ByteSpeed at a cost of \$38,500, which includes \$4,125 for licensing on 125 Chromebooks.

### 3.A. Switches

# Funding Commitment Decision Letter

## Funding Year 2025

**Contact Information:**

Kyle Trites  
WACONIA SCHOOL DISTRICT 110  
512 INDUSTRIAL BLVD  
WACONIA, MN 55387  
[ktrites@catalystssourcing.com](mailto:ktrites@catalystssourcing.com)

**FCC Form 471:** 251039227**BEN:** 133621**Wave:** 1**Application Nickname:** Waconia\_Switches\_2025

## Totals

<b>Total Committed</b>	<b>\$188,693.63</b>
------------------------	---------------------

## What is in this letter?

Thank you for submitting your application for Funding Year 2025 Schools and Libraries Program (E-rate) funding. Attached to this letter, you will find the funding statuses for the FCC Form(s) 471, Services Ordered and Certification Form, that you submitted and referenced above.

The Universal Service Administrative Company (USAC) is sending this information to both the associated applicant(s) and the service provider(s) so that you can work together to complete the funding process.

## Next Steps

1. Work with your service provider(s) to determine if your bills will be discounted or if you will request reimbursement from USAC after paying the full cost for the services you receive.
2. Review the [Children's Internet Protection Act \(CIPA\)](#) requirements and file the [FCC Form 486](#) (Service Confirmation and CIPA Certification Form). **The deadline to submit this form is 120 days from the date of this letter or from the service start date (whichever is later).**
3. Invoice USAC

- **If you (the applicant) are invoicing USAC:** You must pay your service provider(s) the full cost for the services you receive and file the [FCC Form 472](#), the Billed Entity Applicant Reimbursement (BEAR) Form, to invoice USAC for reimbursement of the discounted amount.
- **If your service provider(s) is invoicing USAC:** The service provider(s) must provide services, bill the applicant for the non-discounted share, and file the [FCC Form 474](#), the Service Provider Invoice (SPI) form, to invoice USAC for reimbursement for the discounted portion of costs. Every funding year, service providers must file an [FCC Form 473](#), the Service Provider Annual Certification Form, to be able to submit invoices and to receive disbursements.
- **To receive an invoice deadline extension, the applicant or service provider** must request an extension on or before the last date to invoice. **If you anticipate, for any reason, that invoices cannot be filed on time**, USAC will grant a one-time, 120-day invoice deadline extension if timely requested.

## How to Appeal or Request a Waiver of a Decision

You can appeal or request a waiver of a decision in this letter **within 60 calendar days** of the date of this letter. Failure to meet this deadline will result in an automatic dismissal of your appeal or waiver request.

**Note:** The Federal Communications Commission (FCC) will not accept appeals of USAC decisions that have not first been appealed to USAC. However, if you are seeking a waiver of E-rate program rules, you must submit your request to the FCC and not to USAC. USAC is not able to waive the E-rate program rules.

- **To submit your appeal to USAC**, visit the Appeals section in the [E-rate Productivity Center \(EPC\)](#) and provide the required information. USAC will reply to your appeal submissions to confirm receipt. Visit USAC's [website](#) for additional information on submitting an appeal to USAC, including step-by-step instructions.
- **To request a waiver of the FCC's rules**, please submit it to the FCC in proceeding number CC Docket No. 02-6 using the [Electronic Comment Filing System \(ECFS\)](#). Include your contact information, a statement that your filing is a waiver request, identifying information, the FCC rule(s) for which you are seeking a waiver, a full description of the relevant facts that you believe support your waiver request and any related relief, and any supporting documentation.

For appeals to USAC or to the FCC, be sure to keep a copy of your entire appeal, including any correspondence and documentation, and provide a copy to the affected service provider(s).

## Obligation to Pay Non-Discount Portion

Applicants are required to pay the non-discount portion of the cost of the eligible products and/or services to their service providers. Service providers are required to bill applicants for the non-discount portion of costs for the eligible products and/or services. The FCC stated that requiring applicants to pay the non-discounted share of costs ensures efficiency and accountability in the program. If using the BEAR invoicing method, the applicant must pay the service provider in full (the non-discount plus discount portion) **before** seeking reimbursement from USAC. If using the SPI invoicing method, the service provider must first bill the applicant **before** invoicing USAC.

## Notice on Rules and Funds Availability

The applicants' receipt of funding commitments is contingent on their compliance with all statutory, regulatory, and procedural requirements of the Schools and Libraries Program and the FCC's rules. Applicants who have received funding commitments continue to be subject to audits and other reviews that USAC and/or the FCC may undertake to assure that committed funds are being used in accordance with such requirements. USAC may be required to reduce or cancel funding commitments that were not issued in accordance with such requirements, whether due to action or inaction of USAC, the applicant, or the service provider. USAC, and other appropriate authorities (including but not limited to the FCC), may pursue enforcement actions and other means of recourse to collect improperly disbursed funds.

# Funding Commitment Decision Overview

**Funding Year 2025**

## Application Comments for FCC Form 471: #251039227

The applicant did not submit any RAL corrections.

## Funding Commitment Decision Overview

Funding Request Number (FRN)	Service Provider Name	Amount Requested	Amount Committed	Status
2599055980	Tech Check, LLC	\$199,731.96	\$188,693.63	Funded

<b>FRN</b> 2599055980	<b>Service Type</b> Internal Connections	<b>Status</b> Funded
--------------------------	---	-------------------------

<b>Dollars Committed</b>			
<b>Monthly Cost</b>		<b>One-time Cost</b>	
Months of Service	12		
Total Eligible Recurring Charges	\$0.00	Total Eligible One Time Charges	\$377,387.26
Total Pre-discount Charges		\$377,387.26	
<b>Discount Rate</b>		<b>50.00%</b>	
<b>Committed Amount</b>		<b>\$188,693.63</b>	

<b>Dates</b>	
<b>Service Start Date</b>	<b>7/1/2025</b>
<b>Contract Expiration Date</b>	<b>9/30/2026</b>
Contract Award Date	3/26/2025
Service Delivery Deadline	9/30/2026
Expiration Date (All Extensions)	

<b>Service Provider and Contract Information</b>	
Service Provider	Tech Check, LLC
SPIN (498ID)	143024168
Contract Number	
Account Number	
Establishing FCC Form 470	250021602

<b>Consultant Information</b>	
Consultant Name	Kyle Trites
Consultant's Employer	Catalyst Sourcing Solutions
CRN	17033235

**Funding Commitment Decision Comments**

MR1: The Product Type for FRN Line Item 2599055980.005 was modified from Connectors to Cabling to agree with the applicant documentation. The Product Type for FRN Line Item 2599055980.006 was modified from Connectors to Cabling to agree with the applicant documentation. <><><><> MR2: The Product Type for FRN Line Item 2599055980.007 was modified from Module to Transceiver to agree with the applicant documentation. The Product Type for FRN Line Item 2599055980.008 was modified from Module to Transceiver to agree with the applicant documentation. <><><><> MR3: The amount of the funding request was changed from \$399,463.92 Annual Cost

**BEN Name:** WACONIA SCHOOL DISTRICT 110

**FCC Form 471:** 251039227

**BEN:** 133621

**Wave:** 1

to \$377,387.26 Annual Cost to remove the ineligible product(s) or service(s): Line .010 - License 801-8200Z-R-5 and Line .011 - License 801-8200-R-G are both only 20% eligible.



## E-Rate Switches - Sourcing Summary

### Project Overview

<b>Department:</b>	Media and Technology	<b>Date:</b>	3/17/2025
<b>Category:</b>	IT Hardware	<b>Sourcing Process:</b>	RFP – E-Rate
<b>Participating Vendors:</b>	<ul style="list-style-type: none"> <li>ESX (Quoted)</li> <li>Tech Check (Quoted)</li> </ul>		
<b>Profess Notes:</b>	<ul style="list-style-type: none"> <li>Vendors were made aware of the request for Bids via Advertisement and Posting Form 470 on USAC.ORG</li> <li>Vendors were given 30 days to bid</li> </ul>		

### Company Information

Data Point	ESX	Tech Check
<b>Address:</b>	7160 Shady Oak Rd	2385 Troop Drive #204
<b>City, State, Zip</b>	Eden Prairie, MN 55344	Sartell, MN 56377
<b>Local Account Support:</b>	Jerry Carlson and Michael Jordan	Kevin Kourajian
<b>Local Support Phone:</b>	952-314-1441	320-230-2020
<b>Local Support Email:</b>	<a href="mailto:Support@esxtech.com">Support@esxtech.com</a>	kevink@techcheckusa.com
<b>Spin #:</b>	143053194	143024168

### References

	ESX		Tech Check	
School	Saint Mary's University	Richfield Public Schools	Forest Lake Public Schools	Sauk Rapids-Rice Schools
Contact	Mike Ziegler	Kent Meyer	Rance Eberjardt	Cory Zimpel
Phone	507-457-1782	612-798-6083	651-982-8107	320-258-1910

### Qualifications Information

Question	ESX	Tech Check
Do you agree with the District Terms, conditions, specifications, & requirements as described?	Y	Y
Are you authorized to do business with Minnesota public schools?	Y	Y
Have you included all required bid forms and documents?	Y	Y
Have you included a Bid Bond in the amount of 5% of your total bid?	Y	Y
Have you signed the affidavit of non-collusion form?	Y	Y
Have you signed the statement of affirmative action for equal opportunity employment?	Y	Y
Have you signed the acceptance form?	Y	Y
Have you signed the acceptance form?	Y	Y



## Switches, Licenses and Switch Accessories – Price Bid

ESX – Option 1					Tech Check				
Unit Manfr.	Unit Model	Qty	Price Per Unit	Net	Unit Manuf.	Unit Model	QTY	Price Per Unit	Net
<b>Switches</b>									
Fortinet	FS-2048F	2	\$10,500.00	\$21,000.00	Ruckus	ICX7850-48F-E2	2	\$10,462.49	\$20,924.98
Fortinet	FS-648F-FPOE	43	\$5,299.42	\$227,875.00	Ruckus	ICX8200-24FX	5	\$3,084.77	\$15,423.85
Included Above					Ruckus	ICX8200-48ZP2-E	38	\$3,181.178	\$120,884.46
Fortinet	FS-448E-FPOE	51	\$2,402.65	\$122,535.00	Ruckus	ICX8200-48PF	51	\$2,409.98	\$122,908.98
<b>Stacking Cables</b>									
Fortinet	FN-CABLE-SFP+1	50	\$38.82	\$1,941.18	Ruckus	10G-SFPP-TWX-101	50	\$91.42	\$4,571.00
Fortinet	FN-CABLE-SFP+3	36	\$49.41	\$1,778.82	Ruckus	10G-SFPP-TWX-301	36	\$102.49	\$3,689.64
<b>Power supplies and Power Cords</b>									
Fortinet	Included	2	Included	Included	Ruckus	Included	2	Included	Included
Fortinet	Included	137	Included	Included	Ruckus	Included	137	Included	Included
<b>Optics</b>									
Fortinet	FN-TRAN-SFP+LR	15	\$70.59	\$1,058.85	Ruckus	10G-SFPP	15	\$110.814	\$1,662.15
Fortinet	FN-TRAN-SFP+LR	50	\$70.59	\$3,529.41	Ruckus	10G-SFPP	50	\$115.53	\$6,080.50
<b>Licensing for Switches</b>									
Fortinet	FC-10-S2F48-247-02-60	2	\$7,500.00	\$15,000.00	Ruckus	ICX7850-SVL-RMT-5	2	\$3,864.85	\$7,729.70
Fortinet	FC-10-648FF-247-02-60	4	\$3,785.31	\$15,141.24	Ruckus	801-8200Z-R-5	43	\$404.05	\$17,374.15
Fortinet	FC-10-S448F-247-02-60	5	\$1,716.18	\$8,580.88	Ruckus	801-8200-R-5	51	\$200.43	\$10,221.93
Fortinet	FC-10-S448F-247-02-60	96	N/A	N/A	Ruckus	L09-0001-SSGCX	96	\$46.55	\$4,468.80
					Ruckus	ICX7850-Prem-LIC	2	\$2,087.04	\$4,174.08
					Ruckus	ICX8200-PREM-LIC	5	\$321.34	\$1,606.70
<b>Patch Cables</b>									
FS	Cat6A 3M Red. Green, Yellow	400	\$6.47	\$2,588.00	Mono-price	Cat6A 3M 24367	400	\$6.54	\$2,616.00
FS	Cat6 1M Red. Green, Yellow, Purple, Orange	300	\$4.60	\$1,380.00	Mono-price	Cat6 1M 5899	300	\$4.21	\$1,263.00
FS	Cat 6 3M Red. Green, Yellow, Purple, Orange	1000	\$6.00	\$6,000.00	Mono-price	Cat6 3M 5901	1000	\$6.54	\$6,540.00
FS	Cat 6 5M Red. Green, Yellow, Orange	400	\$7.70	\$3,080.00	Mono-price	Cat6 5M 5903	400	\$8.43	\$3,372.00
<b>Labor</b>									
ESX Tech	Labor	1	\$60,000.00	\$60,000.00	Tech Check	Labor	1	\$44,256.00	\$44,256.00
<b>MISC.</b>									
Fortinet	FortiGate-601F Threat PProtection	1	\$16,558.40	\$16,558.40	N/A	N/A	N/A	N/A	N/A



## Switches, Licenses and Switch Accessories – Price Bid – Alternative Option

ESX – Option 2				
Unit Manfr.	Unit Model	Qty	Price Per Unit	Net
<b>Switches</b>				
Fortinet	FS-2048F	2	\$10,500.00	\$21,000.00
Fortinet	FS-648F-FPOE	21	\$5,299.42	\$111,287.89
Fortinet	FS-448E-FPOE	28	\$2,402.65	\$67,274.12
Fortinet	FS-424E-FPOE	11	\$1,120.41	\$12,324.53
<b>Stacking Cables</b>				
Fortinet	FN-CABLE-SFP+1	35	\$38.82	\$1,358.82
Fortinet	FN-CABLE-SFP+3	12	\$49.41	\$592.94
Fortinet	FN-CABLE-SFP28-1	2	\$37.59	\$75.18
<b>Power supplies and Power Cords</b>				
Fortinet	Included	2	Included	Included
Fortinet	Included	137	Included	Included
<b>Optics</b>				
Fortinet	FN-TRAN-SFP+LR	20	\$70.59	\$1,411.76
Fortinet	FN-TRAN-SFP28-LR	63	\$141.18	\$8,894.12
<b>Licensing for Switches</b>				
Fortinet	FC-10-S2F48-247-02-60	2	\$7,500.00	\$15,000.00
Fortinet	FC-10-S448F-247-02-60	3	\$1,716.18	\$5,148.53
Fortinet	FC-10-S648FF-247-02-60	2	\$3,785.31	\$7,570.61
Fortinet	FC-10-S424F-247-02-60	2	\$800.29	\$1,600.59
Fortinet	L09-0001-SSGCX	96	N/A	N/A
<b>Patch Cables</b>				
FS	Cat6A 3M Red. Green, Yellow	400	\$6.47	\$2,588.00
FS	Cat6 1M Red. Green, Yellow, Purple, Orange	300	\$4.60	\$1,380.00
FS	Cat 6 3M Red. Green, Yellow, Purple, Orange	1000	\$6.00	\$6,000.00
FS	Cat 6 5M Red. Green, Yellow, Orange	400	\$7.70	\$3,080.00
<b>Labor</b>				
ESX Tech	Labor	1	\$60,000.00	\$60,000.00
<b>MISC.</b>				
Fortinet	FortiGate-601F Threat PProtection	1	\$16,558.40	\$16,558.40



## Total Costs

ESX – Option 1		ESX – Option 2		Tech Check	
Switches	\$371,410.21	Switches	\$211,886.54	Switches	\$280,142.27
Stacking Cables	\$3,720.00	Stacking Cables	\$2,026.94	Stacking Cables	\$8,260.64
Power Supplies	\$0.00	Power Supplies	\$0.00	Power Supplies	\$0.00
Optics	\$4,588.35	Optics	\$10,305.88	Optics	\$7,742.65
Licensing	\$38,722.12	Licensing	\$29,319.73	Licensing	\$45,575.36
Patch Cables	\$13,048.00	Patch Cables	\$13,048.00	Patch Cables	\$13,791.00
FortiGate-601F With 1 Year Unified Threat Protection	\$16,558.40	FortiGate-601F With 1 Year Unified Threat Protection	\$16,558.40	N/A	N/A
Installation and Configuration	\$60,000.00	Installation and Configuration	\$60,000.00	Installation and Configuration	\$44,256.00
<b>Total Costs</b>	<b>\$508,047.08</b>		<b>\$343,145.49</b>		<b>\$399,767.92</b>

## Selection Criteria Matrix

Data Point	Pts	ESX – Option 1	ESX – Option 2	Tech Check
Price	31			
Vendor Relationship	10			
Local or In-State vendor	10			
Technical Solution Evaluation	29			
Ease of Transition	20			
<b>Total</b>	<b>100</b>			



## MEMORANDUM

**TO:** ISD 110 School Board

**FROM:** Pam Carman, Director of Finance & Operations  
Erika Nesvig, Director of Education Services  
Aleks Simanovich, Technology Manager

**DATE:** March 24, 2025

**SUBJECT:** Award of Vendor for Network Switches

---

As a continuation of the discussions presented to the Finance Committee on February 10, 2025, and the School Board on February 24, 2025, we recommend awarding the contract for network switches to Tech Check as the selected vendor. We selected TechCheck Company as the vendor and Ruckus as the product because it provided the best price and integrates smoothly with our existing Ruckus wireless system. This simplifies management, minimizes setup challenges, and ensures reliable performance for our schools.

This award does not commit the district to a specific number of switches purchased or any financial obligation at this time. All purchases will be contingent upon final budget allocations and funding availability for FY26.

This recommendation aligns with the district's E-Rate procurement process, ensuring compliance with federal guidelines while securing the best value for the district's network infrastructure needs.

We request the Board's approval to proceed with the selection of Tech Check as the vendor for network switches.

### **Attachments:**

- Finance Committee Memo (dated February 10, 2025)
- Board Approval to Proceed Memo (dated February 24, 2025)
- E-Rate Switches Sourcing Summary



## MEMORANDUM

**TO:** ISD 110 School Board

**FROM:** Pam Carman, Director of Finance & Operations  
Erika Nesvig, Director of Education Services  
Aleks Simanovich, Technology Manager

**DATE:** February 24, 2025

**SUBJECT:** Approval to proceed with FCC Form 470 for E-Rate

---

The district is eligible to receive up to \$454,875.50 in technology funding for the final cycle year of the FCC E-Rate program.

To maximize the available funding, Waconia Public Schools will be conducting a formal bid process to assure award compliance, transparency, as well as securing the best value for the applicable equipment and services.

This process will include a published bid advertisement, a public bid opening, as well as filing of the required FCC Form 470.

This plan was presented to the Finance Committee on February 10, 2025, and is now being brought forward for Board approval.

The scheduled timeline for this award process includes:

- **Public advertising of opportunity (two weeks):** February 27 - March 13, 2025
- **Bid opening date:** March 14, 2025
- **Bid award date:** March 24, 2025
- **E-Rate funding request submission deadline:** March 26, 2025

Approval at this time is necessary to ensure we meet all deadlines and remain eligible for this cycle's available E-Rate funding.

This approval does not commit the district to any specific purchases but, instead, authorizes the initiation of the sourcing process to satisfy both FCC and State requirements should the district move forward on an award applicable to the E-Rate program in the current cycle.

We request Board approval to proceed with the FCC Form 470 filing and competitive bidding process.



**MEMORANDUM**

**TO:** ISD 110 Finance Committee

**FROM:** Pam Carman, Director of Finance & Operations  
Erika Nesvig, Director of Education Services  
Aleks Simanovich, Technology Manager

**DATE:** February 10, 2025

**SUBJECT:** Overview and Status Update on E-Rate Funding and Procurement Timeline

---

**Overview of E-Rate Program**

The E-Rate program is a federally administered initiative designed to provide schools and libraries with discounts on telecommunications, internet access, and internal connections. Managed by the Universal Service Administrative Company (USAC) and funded through the Universal Service Fund, this program supports the expansion and maintenance of technology infrastructure essential for modern education.

Schools and libraries qualify for E-Rate discounts based on their poverty level and geographic location, ensuring equitable access to necessary technology resources. Two primary methods exist for utilizing E-Rate funds:

- Service Provider Invoice (SPI): The vendor applies the discount directly, reducing the amount paid by the district.
- Billed Entity Applicant Reimbursement (BEAR): The district pays the full amount upfront and applies for reimbursement afterward.

**E-Rate Funding Year 2024 (July 1, 2024 – June 30, 2025)**

Waconia Public Schools has committed \$254,530.50 in E-Rate funding for the 2024 funding year. The following items were procured:

Item	Cost
400 Ruckus Access Points (configuration, installation, licenses)	\$214,259.84
Fortinet Firewall (configurations, license)	\$25,613.78
Eaton Uninterrupted Power Supplies	\$14,534.00

These purchases were made using the SPI method, meaning the district only paid 50% of the total cost, with the remaining balance covered by the E-Rate program.

## **Future E-Rate Procurement Plan: Competitive Bidding Timeline**

Waconia Public Schools has \$454,785.50 in available E-Rate funds for additional technology investments. While our current budget does not allow for all necessary purchases, we are applying for the full funding amount to maintain flexibility in decision-making. This ensures that, once we receive the final Pivotalogic Technology Assessment, we can prioritize the most critical needs. If we do not apply for the full amount now, we lose the opportunity to secure these funds due to application deadlines.

### **Application Deadlines:**

1. Finance Committee Review & Board Approval
  - Finance Committee Presentation: February 10, 2025
  - Board Approval to Proceed: February 24, 2025
2. Bid Review and Award
  - Bid opening date: March 14, 2025
  - Award date: March 24, 2025
  - Funding request submission deadline: March 26, 2025
3. Procurement & Deployment Timeline
  - Earliest possible purchase and scheduling of equipment delivery: July 1, 2025 (Start of funding year)
  - Deadline for equipment installation: September 30, 2026 (15-month installation window allows for budget flexibility)

## **Planned Technology Purchases**

As part of the District's technology upgrade initiative, the following potential purchases are being considered:

- Fiber Aggregation Switches
- Headend Switch for Each Building
- Multi-Gig Switches for Top of Each Closet
- Edge/Remote Closet Switches
- Stacking Cables
- Optics
- Patch cables
- Network Licensing System
- Installation and Configuration

However, we will not move forward with the purchase of switches or any other technology unless the funding is available and it is deemed a priority following our final Pivotalogic Technology Assessment. This assessment will help us determine whether instructional technology needs outweigh the necessity of additional network infrastructure upgrades. Resources will be adjusted accordingly to best support district priorities.

## **Conclusion**

The E-Rate program is an essential funding source for Waconia Public Schools, helping sustain and expand our technology infrastructure. By following the outlined timeline and procurement process, we will maximize our funding while ensuring compliance with federal regulations.

Applying for the full available E-Rate funding now is critical to maintaining flexibility in future purchasing decisions. Without this step, we risk losing access to these funds within the application deadlines. No purchases will move forward unless adequate funding is secured and the technology assessment confirms their priority.

### 3.B. SmartBoard Quotes



Thank you for choosing CDW. We have received your quote.

Hardware    Software    Services    IT Solutions    Brands    Research Hub

# QUOTE CONFIRMATION

**DAVID DELANEY,**

Thank you for considering CDW•G for your technology needs. The details of your quote are below. **If you are an eProcurement or single sign on customer, please log into your system to access the CDW site.** You can search for your quote to retrieve and transfer back into your system for processing.

For all other customers, click below to convert your quote to an order.

**Convert Quote to Order**

QUOTE #	QUOTE DATE	QUOTE REFERENCE	CUSTOMER #	GRAND TOTAL
PKTP552	5/5/2025	PGNM429	6539849	<b>\$83,580.00</b>

QUOTE DETAILS				
ITEM	QTY	CDW#	UNIT PRICE	EXT. PRICE
<a href="#">SMART GX Series 65" 4K UHD Display</a> Mfg. Part#: SBID-GX165-V3 Contract: Sourcewell 121923-CDWG Tech Catalog (121923)	75	7729945	\$1,059.40	\$79,455.00
<a href="#">Smart bracket - for interactive flat panel</a> Mfg. Part#: WM-SBID-200 Contract: Sourcewell 121923-CDWG Tech Catalog (121923)	75	6578525	\$55.00	\$4,125.00

<b>SUBTOTAL</b>	\$83,580.00
<b>SHIPPING</b>	\$0.00
<b>SALES TAX</b>	\$0.00
<b>GRAND TOTAL</b>	<b>\$83,580.00</b>

PURCHASER BILLING INFO	DELIVER TO
<b>Billing Address:</b> WACONIA ISD #110 ACCOUNTS PAYABL 512 INDUSTRIAL BLVD WACONIA, MN 55387-1742 <b>Phone:</b> (952) 442-0600 <b>Payment Terms:</b> NET 30 Days-Govt/Ed	<b>Shipping Address:</b> CLEARWATER MIDDLE SCHOOL TANA MEYER 1650 COMMUNITY DR WACONIA, MN 55387-1157 <b>Shipping Method:</b>
	<b>Please remit payments to:</b> CDW Government 75 Remittance Drive Suite 1515 Chicago, IL 60675-1515



## Sales Contact Info

**Tanner Frahm** | (866) 314-5867 | [tannfra@cdw.com](mailto:tannfra@cdw.com)

### Need Help?



My Account



Support



Call 800.800.4239

[About Us](#) | [Privacy Policy](#) | [Terms and Conditions](#)

This order is subject to CDW's Terms and Conditions of Sales and Service Projects at <http://www.cdw.com/content/terms-conditions/product-sales.aspx>

For more information, contact a CDW account manager.

© 2025 CDW•G LLC, 200 N. Milwaukee Avenue, Vernon Hills, IL 60061 | 800.808.4239



Thank you for choosing CDW. We have received your quote.

Hardware    Software    Services    IT Solutions    Brands    Research Hub

# QUOTE CONFIRMATION

**DAVID DELANEY,**

Thank you for considering CDW•G for your technology needs. The details of your quote are below. **If you are an eProcurement or single sign on customer, please log into your system to access the CDW site.** You can search for your quote to retrieve and transfer back into your system for processing.

For all other customers, click below to convert your quote to an order.

**Convert Quote to Order**

QUOTE #	QUOTE DATE	QUOTE REFERENCE	CUSTOMER #	GRAND TOTAL
PGNM429	1/15/2025	PGNM429	6539849	<b>\$124,797.00</b>

## QUOTE DETAILS

ITEM	QTY	CDW#	UNIT PRICE	EXT. PRICE
<a href="#">SMART GX Series 65" 4K UHD Display</a> Mfg. Part#: SBID-GX165-V3 Contract: Sourcewell 121923-CDWG Tech Catalog (121923)	75	7729945	\$1,008.96	\$75,672.00
<a href="#">Smart bracket - for interactive flat panel</a> Mfg. Part#: WM-SBID-200 Contract: Sourcewell 121923-CDWG Tech Catalog (121923)	75	6578525	\$55.00	\$4,125.00
<a href="#">Installation(optional)</a> -Take down old 6040 model Smartboard and associated wall mount -Mount new smart bracket on wall where the old Smartboard was demoed -Mount 65 SMART GX display plug power cord into existing outlet and power on to ensure functionality. -Dispose/recycle packaging in owner provided receptacle onsite -Move Smartboards to a central storage location in the building -Recycling of old Smartboards	75		\$600.00	\$45,000.00

<b>SUBTOTAL</b>	\$124,797.00
<b>SHIPPING</b>	\$0.00
<b>SALES TAX</b>	\$0.00
<b>GRAND TOTAL</b>	<b>\$124,797.00</b>

PURCHASER BILLING INFO	DELIVER TO
------------------------	------------

**Billing Address:**

WACONIA ISD #110  
 ACCOUNTS PAYABL  
 512 INDUSTRIAL BLVD  
 WACONIA, MN 55387-1742  
**Phone:** (952) 442-0600

**Payment Terms:** NET 30 Days-Govt/Ed

**Shipping Address:**

CLEARWATER MIDDLE SCHOOL  
 TANA MEYER  
 1650 COMMUNITY DR  
 WACONIA, MN 55387-1157

**Shipping Method:****Please remit payments to:**

CDW Government  
 75 Remittance Drive  
 Suite 1515  
 Chicago, IL 60675-1515

**Sales Contact Info**

**Tanner Frahm** | (866) 314-5867 | [tannfra@cdw.com](mailto:tannfra@cdw.com)

**LEASE OPTIONS**

FMV TOTAL	FMV LEASE OPTION	BO TOTAL	BO LEASE OPTION
<b>\$124,797.00</b>	<b>\$3,531.76/Month</b>	<b>\$124,797.00</b>	<b>\$4,060.89/Month</b>

Monthly payment based on 36 month lease. Other terms and options are available. Contact your Account Manager for details. Payment quoted is subject to change.

## Why finance?

- Lower Upfront Costs. Get the products you need without impacting cash flow. Preserve your working capital and existing credit line.
- Flexible Payment Terms. 100% financing with no money down, payment deferrals and payment schedules that match your company's business cycles.
- Predictable, Low Monthly Payments. Pay over time. Lease payments are fixed and can be tailored to your budget levels or revenue streams.
- Technology Refresh. Keep current technology with minimal financial impact or risk. Add-on or upgrade during the lease term and choose to return or purchase the equipment at end of lease.
- Bundle Costs. You can combine hardware, software, and services into a single transaction and pay for your software licenses over time! We know your challenges and understand the need for flexibility.

## General Terms and Conditions:

This quote is not legally binding and is for discussion purposes only. The rates are estimate only and are based on a collection of industry data from numerous sources. All rates and financial quotes are subject to final review, approval, and documentation by our leasing partners. Payments above exclude all applicable taxes. Financing is subject to credit approval and review of final equipment and services configuration. Fair Market Value leases are structured with the assumption that the equipment has a residual value at the end of the lease term.

**Need Help?**

[My Account](#)



[Support](#)



[Call 800.800.4239](tel:800.800.4239)

[About Us](#) | [Privacy Policy](#) | [Terms and Conditions](#)

This order is subject to CDW's Terms and Conditions of Sales and Service Projects at

<http://www.cdw.com/content/terms-conditions/product-sales.aspx>

For more information, contact a CDW account manager.

© 2025 CDW•G LLC, 200 N. Milwaukee Avenue, Vernon Hills, IL 60061 | 800.808.4239



# Quote

Bluum of Minnesota  
1771 Energy Park Drive  
Suite 100  
St. Paul MN 55108  
800-933-7337 | 612-331-5500  
www.bluum.com

#353587

01/08/2025

**Bill To**  
Accounts Payable  
ISD 110 Waconia Schools  
512 Industrial Blvd  
Waconia MN 55387

**Ship To**  
DAVID DELANEY  
ISD 110 Waconia Schools  
512 Industrial Boulevard  
Waconia MN 55387

Memo:  
C- Elementary School replacement

Expires	Sales Rep	Contract	Terms
04/08/2025	483 Leanne Sutcliffe	21.10-TBS Cooperative Purchasing Connection (CPC)	Net 30

Qty	Item	MFG	Price	Ext. Price
75	<b>GX065-V3</b> SMART Board GX065-V3 interactive display, no embedded OS	SMART	\$1,062.67	\$79,700.25
75	<b>WM-SBID-200</b> SMART Wall Mount for MX-V2, 7000, 6000 and GX series	SMART	\$62.50	\$4,687.50
1	<b>De-installation Services</b> Bluum will uninstall the customer's existing AV equipment and provide to the customer for disposal or re-purposing.		\$12,750.00	\$12,750.00
1	<b>Services - Integration</b> Integration and Installation Services (Non-Union, Non Prevailing Wage; Normal Business Hours). Union and/or Prevailing Wage rate requirement will result in a change order to the client. Including Standard 90 day Installation Warranty <a href="https://www.bluum.com/standard-service-warranty">https://www.bluum.com/standard-service-warranty</a>		\$38,267.20	\$38,267.20

**\*\*Bluum provides professional development from former educators who are committed to providing world class instructional training. With the purchase of educational technology, we recommend including PD to ensure effective adoption. Ask about our getting started package, 3-hour remote and 6-hour onsite training.**

<b>Subtotal</b>	\$135,404.95
<b>Tax Total</b>	\$0.00
<b>Shipping Cost</b>	\$4,078.13
<b>Total</b>	\$139,483.08

Thank you,

**Leanne Sutcliffe**

**E:** [leanne.sutcliffe@bluum.com](mailto:leanne.sutcliffe@bluum.com)

[bluum.com](http://bluum.com)





# Quote

Bluum of Minnesota  
1771 Energy Park Drive  
Suite 100  
St. Paul MN 55108  
800-933-7337 | 612-331-5500  
www.bluum.com

#353587

01/08/2025

To accept this quotation, sign here : \_\_\_\_\_

Printed Name/Title/Date : \_\_\_\_\_

Shipping and Billing Address listed on quote are accurate :  Yes  No

This document is subject to the terms and conditions found here: [www.bluum.com/terms-conditions](http://www.bluum.com/terms-conditions). For quotes over \$25,000 a Purchase Order is required, please reference this quote number on your PO. If purchasing via credit card a 2.5% surcharge fee will apply. For questions please contact your Bluum Account Representative.

Please inspect product upon delivery. All claims for defective merchandise or errors in shipping must be made within five days after receipt of goods. Returns require an authorization number and must be made within 30 days. A minimum 25% restocking fee may apply with the exception of out of box failures and replacements under warranty.



353587

### 3.C. Chromebook Quotes

**Vivacity Tech PBC**641 Fairview Ave N, Suite #150 Saint Paul, MN, 55104  
877-731-2069 | vivacitytech.com

Quote # QUO3011568

**Expiration Date**

4/17/2025

**Account #**

72971

**Account Name**

Waconia Public Schools

**Project Name**125 ASUS - WACONIA PUBLIC SCHOOL  
DISTRICT**Prepared For****Aleks Simanovich**  
asimanovich@isd110.org**Sales Representative****Ryan Heineman**  
Territory Manager  
(612) 268-5063  
ryan@vivacitytech.com

Product	SKU	Quantity	Price	Total Price
<b>CR1100CKA-YZ142</b> Asus Chromebook CR1 - Intel/4GB/32GB - Non-Touch - New	CR1100CKA-YZ142	125	\$229.00	\$28,625.00
<b>CROSSWDISEDUNEW</b> Chrome OS Education License	CROSSWDISEDUNEW	125	\$32.00	\$4,000.00
<b>FEE-GRNSH</b> Vivacity Tech Green Shipping Service	FEE-GRNSH	125	\$0.00	\$0.00
<b>FEE-S&amp;H</b> Vivacity Tech Shipping & Handling	FEE-S&H	1	\$0.00	\$0.00

Credit Card Payments are Subject to a 3% Convenience Fee

Vivacity Tech reserves the right to assign any order to our vendor Assignment of Funds programs. The programs are a beneficial way for Vivacity to accommodate to education or government end user orders. Please note that under these programs, the remittance address may change and additional paperwork may be required. Should this order be allocated to one of these programs, the Vivacity procurement team will follow-up further communication. We thank you in advance for your assistance in facilitating Vivacity's participation in these beneficial partnership programs. Pricing provided on Quotes expires on the expiration date stated on each Quote or while supplies last. If pricing is no longer accurate at the time of purchase your dedicated Account Manager will work with you to create an updated Quote.

<b>Sub Total</b>	<b>\$32,625.00</b>
<b>Tax</b>	<b>\$0.00</b>
<b>Grand Total</b>	<b>\$32,625.00</b>

Vivacity Tech PBC is the first and only Public Benefit Corporation to provide technology hardware to schools. We're excited about this opportunity to work with you and your school district!



PROPOSAL FOR

# ASUS CHROMEBOOKS

PRESENTED BY: BYTESPEED



**Prepared for:**

Waconia School District 110  
Aleks Simanovich  
1650 Community Drive  
Waconia, MN 55387

**Prepared by:**

Gavin Doppler  
Senior Territory Manager  
(218) 227-0496  
[gdoppler@bytespeed.com](mailto:gdoppler@bytespeed.com)



# ASUS Chromebook CR11 | CR1104CTA

## Learning without limits

The ASUS Chromebook CR11 is a versatile laptop that features rugged design and upgraded performance. It is built for K-12 students, offering a reliable and enjoyable learning companion.



### A reliable study companion

- Ruggedized design meets MIL-STD-810H US military grade standard.
- Gorilla Glass display<sup>1</sup> and all-round rubber bumper enhance the laptop's robustness.
- Modular design and anti-drop screws make it easy for IT to maintain devices, reducing downtime.
- Chrome Education Upgrade<sup>2</sup> with multi-layered security and automatic updates streamlines IT deployment.

### Designed for ease of use, flexibility

- 180° lay-flat design encourages collaboration in class.
- Full I/O ports with USB-C on both sides support diverse learning purposes.
- IMR + ASUS Antimicrobial Guard<sup>3</sup> ensures hygiene.

### Elevated power for learning

- Intel® Processor N series and up to 16GB RAM, 128 GB eMMC to accelerate tasks.
- Enhance school connectivity with up to WiFi 6E and optional 4G LTE.
- Enjoy up to 12 hours of battery life<sup>4</sup> for a full day of learning.



US military grade



ASUS ruggedized design



180° hinge



ASUS Antimicrobial Guard<sup>3</sup>



TÜV certified display<sup>5</sup>



Modular design

<sup>1</sup>Gorilla Glass only applies to touchscreen SKU

<sup>2</sup>Chrome Education Upgrade is sold separately

<sup>3</sup>MR + ASUS Antimicrobial Guard on C part is optional

<sup>4</sup>Actual battery life depends on usage, specifications, applications and environment, among other factors.

<sup>5</sup>ASUS Chromebook CR11 /12 offer reduced flicker, but are not flicker free.

### Warranty and Support



#### 1-year US warranty

100% free of charge, with no hidden costs.



#### Pick up & return service

Enjoy a door-to-door service including pick up, repair, and return.



# Q-100638-W2M6

Expiration Date: **April 30th, 2025**

**Prepared for:**

Waconia School District 110  
Aleks Simanovich  
1650 Community Drive  
Waconia, MN 55387

**Prepared by:**

Gavin Doppler  
Senior Territory Manager  
(218) 227-0496  
gdoppler@bytespeed.com

QUOTE PRODUCT	PRICE	QTY	SUBTOTAL
BYTESPEED ASUS PARTNER PRODUCT	\$0.00	125	\$0.00
<b><u>CHROMEBOOK, ASUS CR1104, 11.6",</u></b> INTEL N150, 4GB 32GB, CHROME, 1YR, CR1104CTA-YZ42	\$275.00	125	\$34,375.00
MANUFACTURER WARRANTY, 1 YEAR PARTS	\$0.00	125	\$0.00
INCLUDES ASUS 1-YEAR ACCIDENTAL DAMAGE PROTECTION WITH ONLINE REGISTRATION	\$0.00	125	\$0.00
LICENSE, GOOGLE CHROME OS MANAGEMENT CONSOLE, EDUCATION, CROSSWDISEDUNEW	\$33.00	125	\$4,125.00

Subtotal	<b>\$38,500.00</b>
Tax	<b>\$0.00</b>
<b>Total</b>	<b>\$38,500.00</b>

*By signing this document, you confirm your intention to move forward with the purchase as outlined in the quote, thereby creating a legally binding agreement. This agreement also signifies your acceptance of ByteSpeed's standard terms and conditions.*

**AGREED TO AND ACCEPTED:**

---

**Tariff Disclaimer:**

While it is our intent to honor the pricing on every quote we send as is, the pricing provided is based on current tariff rates and regulations.

Any changes in applicable tariffs, duties, or import/export regulations prior to order fulfillment may impact the final pricing. ByteSpeed reserves the right to adjust the quoted price accordingly.

# SPECIFICATIONS

Model	CR1104CTA
Operating System	Chrome OS/Chrome Education Upgrade
CPU	Intel TWL-N Processor N150 Intel TWL-N Processor N250
GPU	Intel® UHD graphics
Memory	Up to 16GB LPDDR5 Onboard 4/8/16GB
Storage	eMMC 5.1 32/64/128 GB
Display	11.6" HD 1366x768 TN, AG, NTSC45%, 220 nits 11.6" HD 1366x768, IPS, Non-AG touchscreen, NTSC50%, Corning Gorilla glass, 250nits 2 x USB 3.2 Gen 1 Type-C (full-function) 2 x USB 3.2 Gen 1 Type-A
I/O Port	1x HDMI 1.4b 1 x Audio combo jack 1 x Kensington lock
Camera	720P HD camera 1080P FHD camera
Wireless	Wi-Fi 6 (802.11 ax) Dual band 2*2, Bluetooth® 5.3 wireless card Wi-Fi 6E (802.11ax) Dual-band 2*2 + Bluetooth® 5.3 wireless card 4G LTE (eSIM) optional
Audio	Built-in speaker Built-in array mic on B part
Weight	1.32 kg
Dimensions (WxDxH)	296.9 x 213 x 21.15mm
Battery	42 Wh/50 Wh, 3-cell Li-ion
Security	Titan C security chip, Kensington lock slot, Webcam shutter
Keyboard	Full size chiclet, 1.35mm key-travel, spill-resistant
TouchPad	104*60mm
Manageability	MyASUS, Google Admin Console
AC Adapter	USB Type-C® 45W ; output: 15V DC, 3A, 45W; input: 100-240V AC 50/60Hz universal
Sustainability	EPEAT Gold with Climate+, Energy Star 8.0 , TCO 9.0, FSC Mix
Others	ASUS Antimicrobial Guard on C part(optional), MIL-STD-810H, TÜV Rheinland ®

DISCLAIMER: SERVICE PACKAGE MAY DIFFER FROM COUNTRY TO COUNTRY. WE RECOMMEND YOU CHECK WITH YOUR LOCAL DEALERS FOR THE SPECIFICATIONS OF THE PRODUCTS AVAILABLE IN YOUR COUNTRY. \*THE ABOVE CERTIFICATION MAY STILL BE UNDERGOING. TESTING AT TIME OF PUBLICATION ON THIS DOCUMENT. PLEASE CHECK WITH YOUR ASUS REPRESENTATIVE PRIOR TO SHARING ANY DATA ON THIS PAGE PUBLICLY





Standard  
Manufacturer  
Warranty

Accidental  
Damage  
Protection



### ASUS Commitment to Quality and Service

ASUS Accidental Damage Protection protects your ASUS Chromebooks with up to 3 years of warranty. With our commitment of providing the best quality and service to meet your business demands, we cover a variety of incidents.



#### Standard Manufacturer Warranty Coverage Details

<b>What ASUS Covers:</b>	<ul style="list-style-type: none"> <li>• Defects in workmanship and materials</li> <li>• Product failure during normal and proper use</li> </ul>
<b>What ASUS does NOT cover:</b>	<ul style="list-style-type: none"> <li>• Failure caused by improper installation, operation, cleaning or maintenance, accident, damage, misuse, abuse, normal wear and tear, and acts of nature.</li> </ul>

#### ADP (Accidental Damage Protection) Details

<b>What ADP Covers:</b>	<ul style="list-style-type: none"> <li>• Liquid spills</li> <li>• Electrical surges</li> <li>• Accidental drops</li> </ul>
<b>What ADP does NOT cover:</b>	<ul style="list-style-type: none"> <li>• Scratches and dents</li> <li>• Incorrect or inadequate customer installation</li> <li>• Lost or stolen products</li> <li>• Intentional damage</li> <li>• Recovery or transfer or stored data to the product</li> </ul>

\*ADP is not available on all product models. Please check with your ASUS Account Manager for more details.

### USA Support / Contact us



**Hours of Operation:**  
Monday-Friday  
5:00AM—5:00PM PST



**By Phone:**  
1-888-606-2787



**By Email:**  
For B2B/Commercial:  
[B2B\\_Help@asus.com](mailto:B2B_Help@asus.com)

For more information please visit: [asus.com/us/Business/Contact-Us/](https://www.asus.com/us/Business/Contact-Us/) or for sales questions, [B4B@asus.com](mailto:B4B@asus.com)



Thank you for choosing CDW. We have received your quote.

Hardware    Software    Services    IT Solutions    Brands    Research Hub

# QUOTE CONFIRMATION

**ALEKSANDR SIMANOVICH,**

Thank you for considering CDW•G for your technology needs. The details of your quote are below. **If you are an eProcurement or single sign on customer, please log into your system to access the CDW site.** You can search for your quote to retrieve and transfer back into your system for processing.

For all other customers, click below to convert your quote to an order.

**Convert Quote to Order**

QUOTE #	QUOTE DATE	QUOTE REFERENCE	CUSTOMER #	GRAND TOTAL
PKSP309	5/1/2025	PKLF506	6539849	<b>\$24,527.25</b>

QUOTE DETAILS				
ITEM	QTY	CDW#	UNIT PRICE	EXT. PRICE
<a href="#">Asus Chromebook CR1 CR1100CKA-YZ142 - 11.6" - Intel Celeron - N5100 - 4 GB</a> Mfg. Part#: CR1100CKA-YZ142 Contract: Sourcewell 121923 CDWG-Chromebook (121923)	75	6847962	\$297.03	\$22,277.25
<a href="#">Google Chrome Education Upgrade</a> Mfg. Part#: CROS-SW-DIS-EDU-NEW Electronic distribution - NO MEDIA Contract: Sourcewell 121923 CDWG-Chromebook (121923)	75	5988499	\$30.00	\$2,250.00

<b>SUBTOTAL</b>	\$24,527.25
<b>SHIPPING</b>	\$0.00
<b>SALES TAX</b>	\$0.00
<b>GRAND TOTAL</b>	<b>\$24,527.25</b>

PURCHASER BILLING INFO	DELIVER TO
<b>Billing Address:</b> WACONIA ISD #110 ACCOUNTS PAYABL 512 INDUSTRIAL BLVD WACONIA, MN 55387-1742 <b>Phone:</b> (952) 442-0600 <b>Payment Terms:</b> NET 30 Days-Govt/Ed	<b>Shipping Address:</b> CLEARWATER MIDDLE SCHOOL TANA MEYER 1650 COMMUNITY DR WACONIA, MN 55387-1157 <b>Shipping Method:</b> UPS Ground (2- 3 Day)
	<b>Please remit payments to:</b>  CDW Government 75 Remittance Drive Suite 1515 Chicago, IL 60675-1515



## Sales Contact Info

**Tanner Frahm** | (866) 314-5867 | [tannfra@cdw.com](mailto:tannfra@cdw.com)

### Need Help?



My Account



Support



Call 800.800.4239

[About Us](#) | [Privacy Policy](#) | [Terms and Conditions](#)

This order is subject to CDW's Terms and Conditions of Sales and Service Projects at  
<http://www.cdw.com/content/terms-conditions/product-sales.aspx>

For more information, contact a CDW account manager.

© 2025 CDW•G LLC, 200 N. Milwaukee Avenue, Vernon Hills, IL 60061 | 800.808.4239

#### 4. IAQ and Parking Lot Project Updates