

ISD 110 School Board Work Session

Monday, May 13, 2024 7:00 PM

Waconia Public Schools - District Office - Conf Rm A, 512 Industrial Blvd.,
Waconia, MN 55387

1. WHS Proposed New Science Curriculum

Presenter: Erika
Nesvig, Director of
Student Services



Curriculum Updates

Department of Educational Services
May 13, 2024

Policy 606:

Textbooks and Instructional Materials

Section IV.


A.The superintendent [or designee] shall be responsible for keeping the school board informed of progress on the part of staff and others involved in the textbook and other instructional materials review and selection process.

B.The superintendent [or designee] shall present a recommendation to the school board on the selection of textbooks and other instructional materials after completion of the review process as outlined in this policy.




MDE Academic Standards Implementation

| Area | Academic Standards Alignment | Implementation Year |
|-----------------------|------------------------------|---------------------|
| Science | MN State Academic Standards | 2024-2025 + MCA IV |
| English Language Arts | MN State Academic Standards | 2025-2026 + MCA IV |
| Social Studies | MN State Academic Standards | 2026-2027 |
| Math | MN State Academic Standards | 2027-2028 + MCA IV |



MDE Implementation

| MDE Implementations | Implementation Needed | Implementation Year |
|----------------------------|--|----------------------------|
| READ Act Assessments | Universal Screening K-3 Dyslexia Screening 4-12 | 2025-2026 |
| READ Act Curriculum | Evidence Based Curriculum | 2025-2026 |
| Personal Finance | Course must be in place for the 2024-2025 9th graders | 2025-2026 |
| Ethnic Studies Course | Must be offered | 2026-2027 |



DISTRICT 110 CURRICULUM REVIEW CYCLE

Updated May 2024

| | 2022-2023* | 2023-2024* | 2024-2025* | 2025-2026 | 2026-2027 | 2027-2028 | 2028-2029 | 2029-2030 | 2030-2031 |
|---------------|--|--|--|--|--|--|--|------------------------------------|------------------------------------|
| Year 1 | 6-8 Science K-12 PE/Health - Music-Art | 9-12 Science | K-12 ELA | K-12 Social | K-12 Math | World Language Counselor SEL | CTE Tech/Media | K-12 Phy Ed/Health | K-5 Science |
| Year 2 | K-5 Science | 6-8 Science K-12 PE/Health - Music-Art | 9-12 Science | K-12 ELA | K-12 Social | K-12 Math | World Language Counselor SEL | CTE Tech/Media | K-12 Phy Ed/Health |
| Year 3 | 6-8 Math | K-5 Science | 6-8 Science K-12 PE/Health - Music-Art | 9-12 Science | K-12 ELA | K-12 Social | K-12 Math | World Language Counselor SEL | CTE Tech/Media |
| Year 4 | CTE Tech/Media | 6-8 Math | K-5 Science | 6-8 Science K-12 PE/Health - Music-Art | 9-12 Science | K-12 ELA | K-12 Social | K-12 Math | World Language Counselor SEL |
| Year 5 | World Language | CTE Tech/Media | 6-8 Math | K-5 Science | 6-8 Science K-12 PE/Health - Music-Art | 9-12 Science | K-12 ELA | K-12 Social | K-12 Math |
| Year 6 | K-12 Math | World Language | CTE Tech/Media | 6-8 Math | K-5 Science | 6-8 Science K-12 PE/Health - Music-Art | 9-12 Science | K-12 ELA | K-12 Social |
| Year 7 | K-12 Social | K-12 Math | World Language | CTE Tech/Media | | K-5 Science | 6-8 Science K-12 PE/Health - Music-Art | 9-12 Science | K-12 ELA |
| Year 8 | K-12 ELA | K-12 Social | K-12 Math | World Language | CTE Tech/Media | | K-5 Science | 6-8 Science K-12 Music-Art | 9-12 Science |
| Year 9 | | K-12 ELA | K-12 Social | K-12 Math | World Language | CTE Tech/Media | | K-5 Science | 6-8 Science K-12 Music-Art |

* Revised implementation schedule due to COVID-10 Pandemic

KEY:

Year 1 - Preparation

Year 3 - Pacing check and assessment development

Year 2 - Implementation and fiscal purchasing year

Year 6 - Mid cycle check-in

| | 2022-2023* | 2023-2024* | 2024-2025* |
|---------------|--|--|--|
| Year 1 | 6-8 Science K-12 PE/Health - Music-Art | 9-12 Science | K-12 ELA |
| Year 2 | K-5 Science | 6-8 Science K-12 PE/Health - Music-Art | 9-12 Science |
| Year 3 | 6-8 Math | K-5 Science | 6-8 Science K-12 PE/Health - Music-Art |
| | | | |

| Year 1 - Review | Year 2 - Implementation | Year 3 | Year 6 |
|--|--|--|--|
| <p>Conduct Research</p> <p>Examine and review state and national standards</p> <p>Research trends and shifts in emphasis among the standards</p> <p>Analyze results of data and current levels of achievement</p> <p>Guiding Change Framework</p> <p>Determine current reality</p> <p>Discuss parameters and unacceptable means related to curriculum and program development</p> <p>Determine desired results</p> <p>Determine Criteria</p> <p>Determine program goals and criteria for the selection of instructional resources</p> <p>Establish broad units of study</p> <p>Identify priority standards</p> <p>Resource and Material Evaluation</p> <p>Evaluate existing resources</p> <p>Collaboratively identify, review, and select primary resources for implementation</p> <p>Discussion and Feedback</p> <p>Teaching and Learning Advisory Council</p> | <p>Curriculum Development</p> <p>Review priority standards and broad units of study</p> <p>Develop/Revise Learning Targets</p> <p>Identify key vocabulary</p> <p>Map units of study using D110 Template</p> <p>Develop pacing guides</p> <p>Update course descriptions and syllabi</p> <p>Professional Development</p> <p>Provide professional development for curriculum implementation</p> <p>Curriculum Approval</p> <p>Teaching and Learning Advisory Council</p> <p>Board of Education</p> | <p>Assessment Development</p> <p>Working from priority standards and learning targets, align instructional activities and assessments</p> <p>Review/refine pacing guides</p> <p>Develop formative assessment strategies (assessment for learning)</p> <p>Develop common summative assessments (assessment of learning) and align rubrics or learning scales</p> <p>Establish common grading criteria for processes and products that inform the report card</p> <p>Professional Development (ongoing throughout cycle)</p> <p>Use PLC time to examine student work</p> <p>Analyze results of data and current levels of achievement</p> <p>Use PLC and curriculum development time to collaborate and make adjustments to curriculum, assessments, and instructional activities</p> <p>Share new learning and new instructional strategies</p> | <p>Resource and Material Evaluation</p> <p>Evaluate existing resources</p> <p>Collaboratively identify and review secondary resources that may need updating</p> <p>Professional Development (ongoing throughout cycle)</p> <p>Use PLC time to examine student work</p> <p>Analyze results of data and current levels of achievement</p> <p>Use PLC and curriculum development time to collaborate and make adjustments to curriculum, assessments, and instructional activities</p> <p>Consider opportunities for ongoing professional development through conference or workshop attendance</p> <p>Share new learning and new instructional strategies</p> |

Science Review

The Minnesota Department of Education has adopted new standards based on the Next Generation Science Standards (NGSS).


The NGSS are based on a concept called phenomena-based learning.

Phenomena -based learning is an approach that moves students from *learning to do science vs learning about science*.



Science Review 2023-2024

| | |
|---|--|
| K-5 Science: Implementation | <ul style="list-style-type: none">○ Early Release time to work across grade levels and create curriculum pacing guides. |
| 6-8 Science: Completed curriculum review | <ul style="list-style-type: none">○ Implemented new materials - Open Sci Ed.○ Participated in professional development with Open Sci Ed.○ Work will continue through the summer. |
| 9-12 Science: Starting our learning work | <ul style="list-style-type: none">○ Piloted science curriculums.○ Begin work on diving into new standards and aligning to courses.○ Work with continue through the summer. |

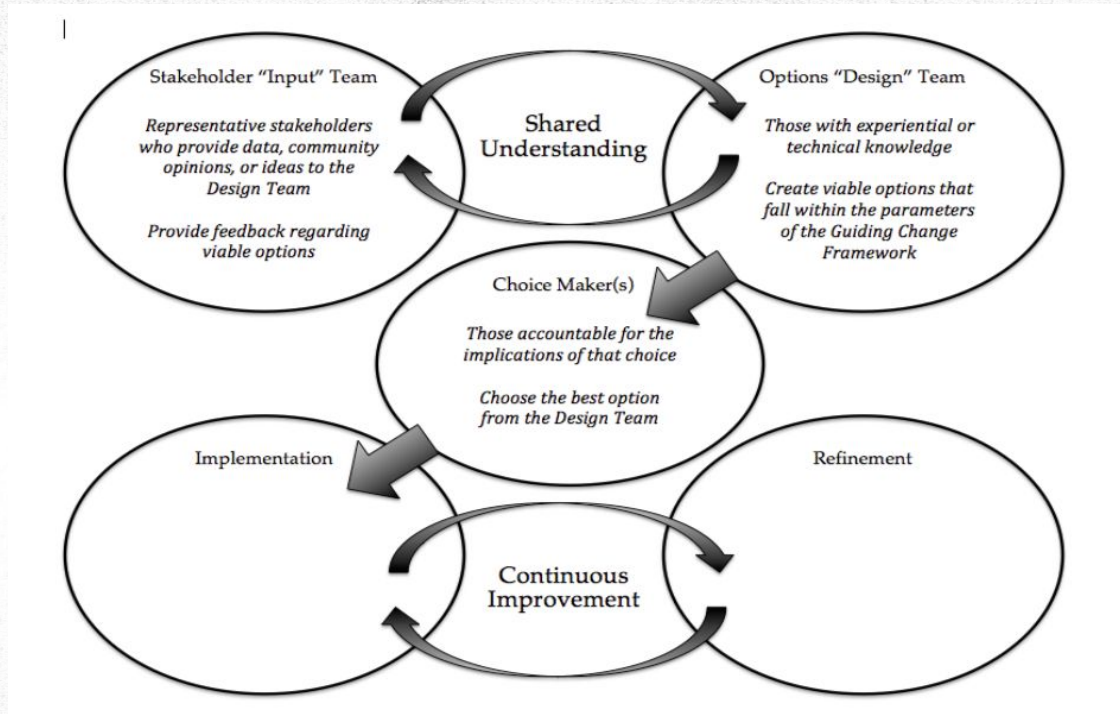


Members of the WHS Review Team

| | |
|----------------------|---|
| Earth Science | Mike Jensen Emma Engebretsen |
| Biology | Roxanne Kuerschner Wayne Trapp Mel Berg |
| Physics | Mike Hamman |
| Chemistry | Michelle Sperle-Berg |



Decision Making Framework



Rubric used to Evaluate Resources

The team developed the following criteria to guide our decision making

1. Materials are designed for 3-Dimensional Learning.
2. Materials support the new Minnesota State Science Standards.
3. Materials have accessibility for our students with special needs and multilingual students.
4. Materials are accessible for students who are absent.
5. Overall materials (User friendly, Schoology integration etc.)



Summary of Review

Curriculums Reviewed

- Open Sci Ed
- HMH
- Savvas

The curriculum review team unanimously agreed to recommend:

- **Earth Science and Biology** - HMH
- **Physics and Chemistry** - Savvas



Summary of Review

HMH

- Each unit starts with a phenomena based activity
- Aligned to the MN State Standards
- Directly connects to Schoology
- Ability to easily modify and adapt activities for Special Ed and EL students

Savvas

- Phenomena activity at the beginning of each unit and the storyline is carried throughout unit
- Aligned to MN State Standards
- Opportunities to differentiate labs and activities
- Materials easily accessible through Schoology



Teaching & Learning Advisory Council

Primary Function:

The Teaching and Learning Advisory Council (TLAC) is the formal advisory group for District 110 whose purpose is to review and advise on K-12 curriculum prior to presentation to the Board of Education.

School Board Representative:

- Melanie Hagen



Recommendation

On April 15th, members of the Teaching and Learning Advisory Council unanimously approved the WHS Science Curriculum and program recommendations as presented:

We are in support of . . .

- Earth Science and Biology adopting HMH
- Physics and Chemistry adopting Savvas

Considerations to share with the BOE:

- The ability for the curriculum to be adapted for students and to support students that may be absent.
- In the 2024-2025 school year there will be the new MCA IV for science which will be a very different assessment than the MCA III.



Assurances

- ISD110 Grades 9-12 Science Curriculum was collaboratively reviewed and revised by grade level representatives and the Department of Educational Services.
- Grades 9-12 Science Curriculum is aligned to the MN Science Standards/Next Generation Science Standards.
- The purchase of updated instructional resources falls within the allocated budget.





Questions?

2. **Superintendent Updates**

Presenter: Brian
Gersich,
Superintendent

3. **Budget Timeline and Update on Director of
Finance Position**

| WACONIA ISD 110 | | WACONIA ISD 110 | | | | | REVENUE & EXPENDITURE SUMMARY BY SOURCE, OBJECT SERIES & PROGRAM SERIES | | | | April 30, 2024 | |
|------------------------------|-------------------|-------------------|-------------------|-------------------|-------------------|-------------------|---|-----------------------|-----------------------|-------------------|-------------------|--|
| REVENUE | | | | | | | April 30, 2024 | April 30, 2023 | April 30, 2022 | | | |
| REVENUE CATEGORIES | June 30, 2022 | June 30, 2023 | Adopted Budget | Revised Budget | Received YTD | Budget Remaining | % of Budget Received | % of Actuals Received | % of Actuals Received | April 30, 2023 | April 30, 2022 | |
| STATE | 39,356,446 | 40,808,107 | 43,795,018 | 43,743,666 | 32,406,386 | 11,337,280 | 74.1% | 75.5% | 75.5% | 30,820,025 | 29,724,198 | |
| FEDERAL | 2,040,900 | 1,312,610 | 378,471 | 1,177,492 | 999,807 | 177,685 | 84.9% | 60.2% | 19.5% | 789,879 | 398,888 | |
| PROPERTY TAXES | 9,241,888 | 9,562,770 | 10,135,132 | 10,127,969 | 5,119,118 | 5,008,851 | 50.5% | 62.2% | 60.5% | 5,943,281 | 5,590,817 | |
| LOCAL (FEES, INTEREST, ETC.) | 1,866,047 | 1,401,557 | 1,547,347 | 1,425,720 | 1,294,702 | 131,018 | 90.8% | 66.5% | 75.0% | 932,087 | 1,399,395 | |
| TOTALS | 52,505,280 | 53,085,044 | 55,855,968 | 56,474,847 | 39,820,013 | 16,654,834 | 70.5% | 72.5% | 70.7% | 38,485,271 | 37,113,299 | |
| EXPENDITURES | | | | | | | April 30, 2024 | April 30, 2023 | April 30, 2022 | | | |
| OBJECT SERIES | June 30, 2022 | June 30, 2023 | Adopted Budget | Revised Budget | Expended YTD | Budget Remaining | % of Budget Expended | % of Actuals Expended | % of Actuals Expended | April 30, 2023 | April 30, 2022 | |
| SALARIES & WAGES | 28,891,216 | 30,105,275 | 28,955,774 | 28,666,987 | 19,585,522 | 9,081,465 | 68.3% | 71.5% | 70.2% | 21,514,714 | 20,278,594 | |
| EMPLOYEE BENEFITS | 11,190,361 | 11,428,690 | 11,932,890 | 11,487,252 | 7,746,427 | 3,740,825 | 67.4% | 74.4% | 72.1% | 8,503,231 | 8,068,866 | |
| PURCHASED SERVICES | 7,580,936 | 7,021,355 | 7,290,190 | 8,030,497 | 5,449,191 | 2,581,306 | 67.9% | 76.5% | 70.3% | 5,368,068 | 5,331,824 | |
| SUPPLIES | 2,373,884 | 2,109,245 | 1,757,841 | 1,896,342 | 741,392 | 1,154,950 | 39.1% | 64.3% | 64.4% | 1,356,730 | 1,528,845 | |
| EQUIPMENT | 1,270,638 | 1,070,691 | 1,207,555 | 1,399,179 | 887,216 | 511,963 | 63.4% | 91.1% | 77.6% | 975,188 | 986,536 | |
| DEBT SERVICE | 120,056 | 130,312 | 122,287 | 95,287 | 83,267 | 12,020 | 87.4% | 73.0% | 96.9% | 95,137 | 116,301 | |
| OTHER EXPENDITURES | 358,747 | 360,341 | 362,104 | 354,232 | 118,105 | 236,127 | 33.3% | 35.0% | 38.0% | 125,991 | 136,317 | |
| TOTALS | 51,785,839 | 52,225,908 | 51,628,641 | 51,929,776 | 34,611,120 | 17,318,656 | 66.6% | 72.6% | 70.4% | 37,939,058 | 36,447,284 | |
| | | | | | | | April 30, 2024 | April 30, 2023 | April 30, 2022 | | | |
| PROGRAM SERIES | June 30, 2022 | June 30, 2023 | Adopted Budget | Revised Budget | Expended YTD | Budget Remaining | % of Budget Expended | % of Actuals Expended | % of Actuals Expended | April 30, 2023 | April 30, 2022 | |
| SITE ADMINISTRATION | 1,057,731 | 1,059,746 | 1,283,277 | 1,255,301 | 870,862 | 384,439 | 69.4% | 82.3% | 80.9% | 871,958 | 855,597 | |
| DISTRICT ADMINISTRATION | 454,715 | 445,097 | 587,160 | 529,865 | 381,317 | 148,548 | 72.0% | 77.6% | 69.5% | 345,396 | 316,028 | |
| SUPPORT SERVICES | 1,799,328 | 1,914,925 | 2,108,137 | 2,033,422 | 1,441,238 | 592,184 | 70.9% | 82.8% | 84.1% | 1,584,893 | 1,512,487 | |
| REGULAR INSTRUCTION | 21,207,841 | 21,776,013 | 20,269,706 | 19,995,316 | 13,511,938 | 6,483,378 | 67.6% | 69.0% | 66.5% | 15,035,860 | 14,100,875 | |
| EXTRA-CURRICULAR ACTIVITES | 2,057,519 | 2,010,489 | 1,805,359 | 1,870,599 | 888,622 | 981,977 | 47.5% | 57.9% | 62.9% | 1,163,952 | 1,295,175 | |
| VOCATIONAL INSTRUCTION | 454,124 | 564,801 | 490,366 | 493,251 | 352,952 | 140,299 | 71.6% | 63.5% | 69.1% | 358,768 | 313,894 | |
| SPECIAL EDUCATION | 10,739,386 | 10,796,201 | 11,316,789 | 11,042,433 | 7,396,822 | 3,645,611 | 67.0% | 70.4% | 62.7% | 7,595,756 | 6,729,569 | |
| INSTRUCTIONAL SUPPORT | 3,804,830 | 3,478,924 | 3,265,186 | 3,017,489 | 1,839,406 | 1,178,083 | 61.0% | 77.7% | 78.6% | 2,703,400 | 2,989,499 | |
| PUPIL SUPPORT SERVICES | 4,273,134 | 4,469,513 | 4,520,994 | 5,556,600 | 3,615,467 | 1,941,133 | 65.1% | 78.7% | 78.4% | 3,517,746 | 3,352,243 | |
| FACILITIES | 5,571,995 | 5,322,155 | 5,367,817 | 5,558,500 | 3,789,848 | 1,768,652 | 68.2% | 80.3% | 80.5% | 4,276,092 | 4,485,381 | |
| OTHER FINANCING USES | 365,236 | 388,044 | 613,850 | 577,000 | 522,648 | 54,352 | 90.6% | 125.0% | 135.9% | 485,238 | 496,535 | |
| TOTALS | 51,785,839 | 52,225,908 | 51,628,641 | 51,929,776 | 34,611,120 | 17,318,656 | 66.6% | 72.6% | 70.4% | 37,939,058 | 36,447,284 | |

| | | | |
|------------------------|------------------------|--|-----------------------|
| WACONIA ISD 110 | WACONIA ISD 110 | REVENUE & EXPENDITURE SUMMARY BY SOURCE, OBJECT SERIES & PROGRAM SERIES | April 30, 2024 |
|------------------------|------------------------|--|-----------------------|

| ACTIVITY - OTHER FUNDS | | | | | | | April 30, 2024 | April 30, 2023 | April 30, 2022 | | |
|-------------------------------|------------------|------------------|-------------------|-------------------|-----------------|---------------------|-------------------------|--------------------------|--------------------------|-------------------|-------------------|
| REVENUE | June 30, 2022 | June 30, 2023 | Adopted Budget | Revised Budget | Received YTD | Budget Remaining | % of Budget Received | % of Actuals Received | % of Actuals Received | April 30, 2023 | April 30, 2022 |
| FOOD SERVICE | 4,704,730 | 2,632,352 | 4,712,500 | 2,888,951 | 1,800,755 | 1,088,196 | 62.3% | 23.2% | 69.8% | 609,705 | 3,282,854 |
| COMMUNITY EDUCATION | 3,456,751 | 3,763,349 | 3,730,859 | 3,809,317 | 3,343,913 | 465,404 | 87.8% | 80.8% | 83.7% | 3,041,388 | 2,891,595 |
| DEBT SERVICE | 9,634,655 | 9,841,168 | 9,352,090 | 9,572,864 | 5,172,110 | 4,400,754 | 54.0% | 46.0% | 46.3% | 4,531,329 | 4,460,401 |
| | | | | | | | April 30, 2024 | April 30, 2023 | April 30, 2022 | | |
| EXPENDITURES | June 30, 2022 | June 30, 2023 | Adopted Budget | Revised Budget | Expended YTD | Budget Remaining | % of Budget Received | % of Actuals Received | % of Actuals Received | April 30, 2023 | April 30, 2022 |
| FOOD SERVICE | 3,173,194 | 3,413,744 | 3,399,862 | 3,524,593 | 2,432,393 | 1,092,200 | 69.0% | 78.6% | 66.4% | 2,681,911 | 2,106,436 |
| COMMUNITY EDUCATION | 3,101,049 | 3,151,216 | 3,383,052 | 3,309,668 | 2,871,602 | 438,066 | 86.8% | 77.3% | 76.2% | 2,436,364 | 2,363,945 |
| DEBT SERVICE | 9,363,331 | 9,413,981 | 9,327,369 | 9,512,869 | 9,394,831 | 118,038 | 98.8% | 100.0% | 100.0% | 9,411,981 | 9,363,331 |
| | | | | | | | April 30, 2024 | April 30, 2023 | April 30, 2022 | | |
| SUMMARY - ALL FUNDS | June 30, 2022 | June 30, 2023 | Adopted Budget | Revised Budget | Expended YTD | Budget Remaining | % of Budget Received | % of Actuals Received | % of Actuals Received | April 30, 2023 | April 30, 2022 |
| REVENUE | 70,301,415 | 69,321,913 | 73,651,417 | 78,946,029 | 56,210,227 | 22,735,802 | 71.2% | 67.3% | 67.9% | 46,667,693 | 47,748,148 |
| EXPENDITURES | 67,423,413 | 68,204,849 | 67,738,924 | 69,126,906 | 50,678,916 | 18,447,990 | 73.3% | 76.9% | 74.6% | 52,469,315 | 50,280,996 |
| SPENDING VARIANCE | 2,878,003 | 1,117,064 | 5,912,493 | 9,819,123 | 5,531,310 | N/A | N/A | N/A | N/A | (5,801,622) | (2,532,848) |

4. **Graduation**

5. **Labor Relations Update**

Presenter: Dr. Enid
Schonewise, Director
of Human Resources