

## **Finance & Facilities Committee**

Tuesday, September 8, 2020 6:00 PM

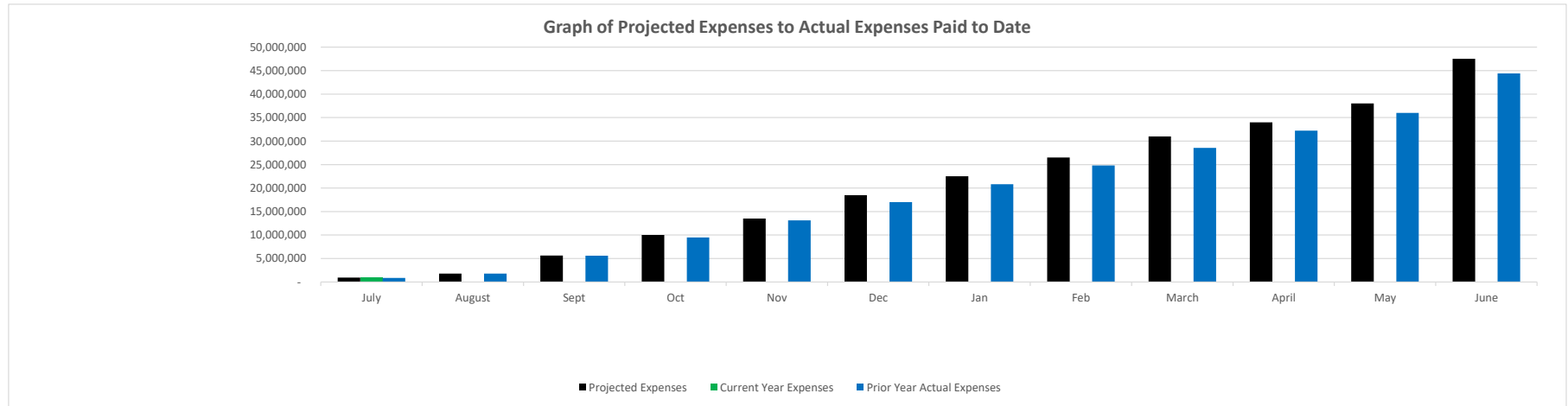
Virtual Meeting via Google Hangout, To view or listen to this meeting, send request to: [jkilian@isd110.org](mailto:jkilian@isd110.org), or , call: 952-442-0600

### **1. DISCUSSION ITEMS**

1.A. Monthly Financial Reports

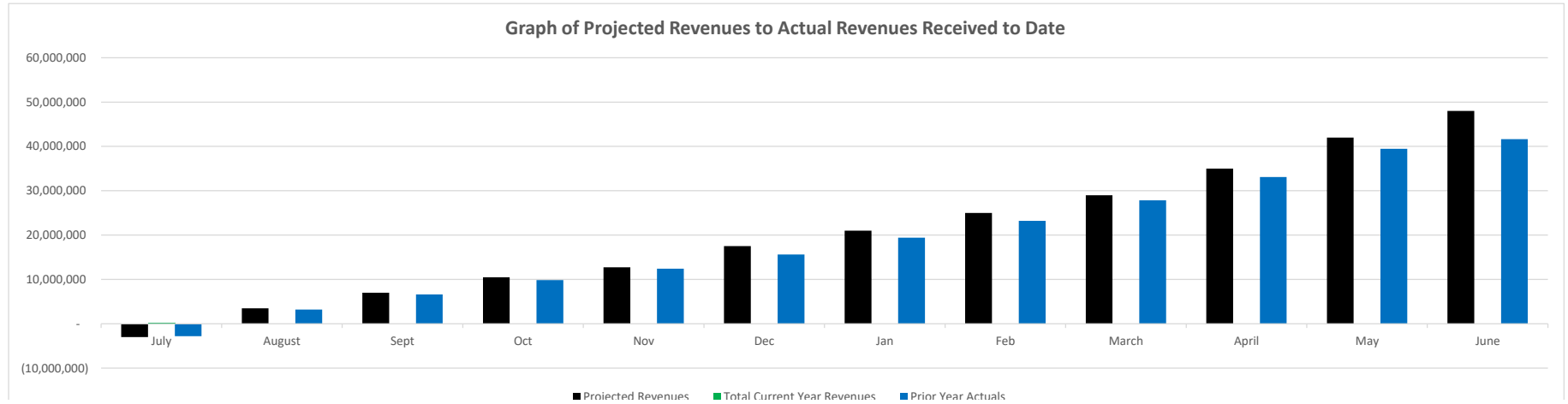
ISD #110 - Waconia Public Schools  
 Explore Your Passions - Create Your Success  
 2020-2021 School Year

Source	YTD Expenses											
	July	August	Sept	Oct	Nov	Dec	Jan	Feb	March	April	May	June
Projected Expenses	950,000	1,800,000	5,650,000	10,000,000	13,500,000	18,500,000	22,500,000	26,500,000	31,000,000	34,000,000	38,000,000	47,500,000
Current Year Expenses	953,868	-	-	-	-	-	-	-	-	-	-	-
Prior Year Actual Expenses	854,590	1,793,964	5,601,964	9,495,720	13,128,532	17,010,392	20,835,130	24,802,062	28,539,319	32,227,697	35,998,062	44,407,691



ISD #110 - Waconia Public Schools  
 Explore Your Passions - Create Your Success  
 2020-2021 School Year

Source	YTD Revenues											
	July	August	Sept	Oct	Nov	Dec	Jan	Feb	March	April	May	June
Projected Revenues	(3,000,000)	3,500,000	7,000,000	10,500,000	12,750,000	17,500,000	21,000,000	25,000,000	29,000,000	35,000,000	42,000,000	48,000,000
Total Current Year Revenues	283,965	-	-	-	-	-	-	-	-	-	-	-
Prior Year Actuals	(2,815,869)	3,188,108	6,610,684	9,864,322	12,416,692	15,640,727	19,434,320	23,205,721	27,839,554	33,109,276	39,482,367	41,620,681



**ISD #110 - Waconia Public Schools**  
**Explore Your Passions - Create Your Success**

**General Fund Revenues - 2020 - 2021 Fiscal Year**  
**For Period Ending July 31, 2020**

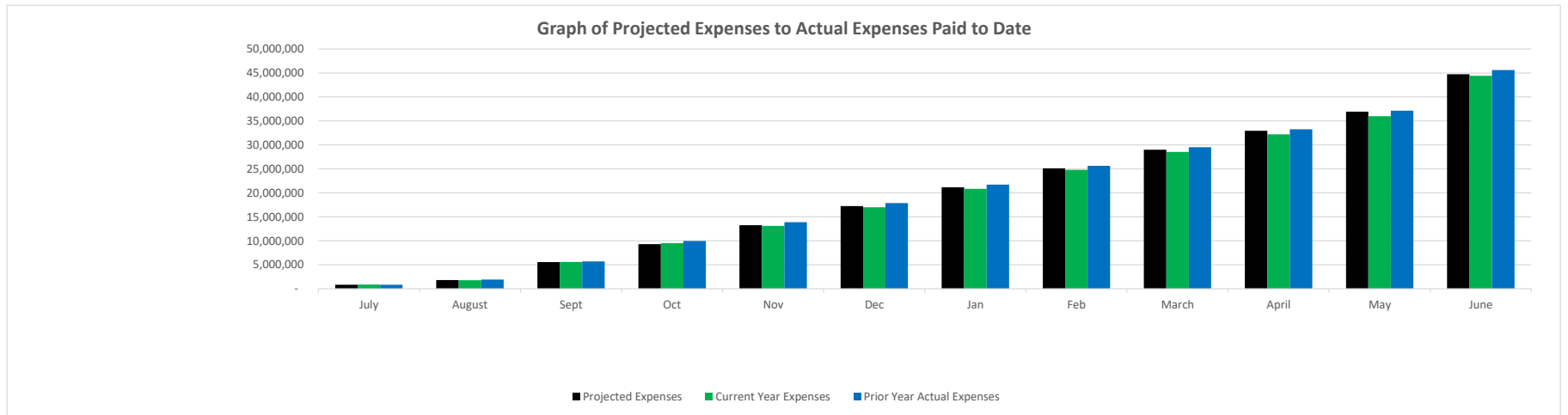
<b>Source</b>	<b>Month to Date Received</b>	<b>Year to Date Received</b>	<b>Current Full Year Projection</b>	<b>% Received to Date</b>
Local Revenues	(166,377)	(166,377)	7,162,462	-2.32%
State Revenues	450,342	450,342	38,829,903	1.16%
Federal Aids & Grant	-	-	968,073	0.00%
Local Sources & Other Financing Sources	-	-	7,800	0.00%
<b>Totals</b>	<b>283,965</b>	<b>283,965</b>	<b>46,968,238</b>	<b>0.60%</b>
Capital Outlay	5,100	5,100	1,428,131	0.36%
Long-Term Facilities Maintenance	-	-	353,193	0.00%

**General Fund Expenditures - 2020- 2021 Fiscal Year**  
**For Period Ending July 31, 2020**

<b>Source</b>	<b>Month to Date Expended</b>	<b>Year to Date Expended</b>	<b>Current Full Year Projection</b>	<b>% Expended to Date</b>
Salaries and Wages	446,647	446,647	27,820,832	1.61%
Employee Benefits	187,309	187,309	10,425,743	1.80%
Purchased Services	278,184	278,184	5,849,214	4.76%
Supplies and Materials	(60,841)	(60,841)	1,922,294	-3.17%
Capital Expenditures	91,946	91,946	22,722	404.66%
Other Expenditures & Other Financing Sources	10,623	10,623	279,405	3.80%
<b>Totals</b>	<b>953,868</b>	<b>953,868</b>	<b>46,320,210</b>	<b>2.06%</b>
Capital Outlay	103,126	103,126	1,234,316	8.35%
Long-Term Facilities Maintenance	1,624	1,624	331,383	0.49%

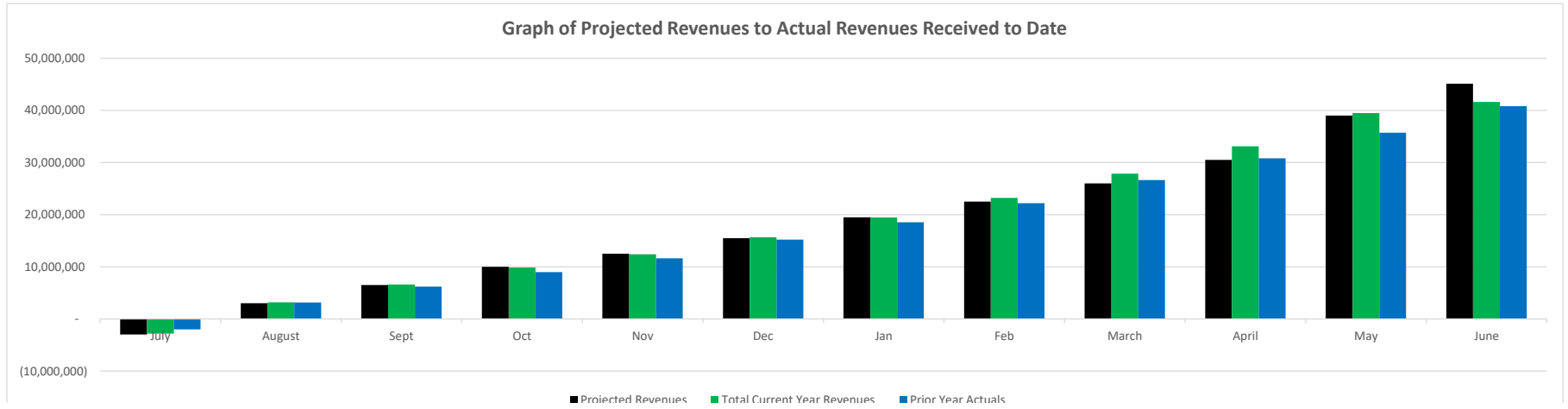
ISD #110 - Waconia Public Schools  
 Explore Your Passions - Create Your Success  
 2019-2020 School Year

Source	YTD Expenses											
	July	August	Sept	Oct	Nov	Dec	Jan	Feb	March	April	May	June
Projected Expenses	850,000	1,800,000	5,550,000	9,300,000	13,250,000	17,250,000	21,150,000	25,100,000	29,000,000	32,950,000	36,950,000	44,744,300
Current Year Expenses	854,590	1,793,964	5,601,964	9,495,720	13,128,532	17,010,392	20,835,130	24,802,062	28,539,319	32,227,697	35,998,062	44,407,691
Prior Year Actual Expenses	846,299	1,936,091	5,704,035	9,965,592	13,872,060	17,863,072	21,738,004	25,634,903	29,514,153	33,281,658	37,154,487	45,608,323



ISD #110 - Waconia Public Schools  
 Explore Your Passions - Create Your Success  
 2019-2020 School Year

Source	YTD Revenues											
	July	August	Sept	Oct	Nov	Dec	Jan	Feb	March	April	May	June
Projected Revenues	(3,000,000)	3,000,000	6,500,000	10,000,000	12,500,000	15,500,000	19,500,000	22,500,000	26,000,000	30,500,000	39,000,000	45,099,820
Total Current Year Revenues	(2,815,869)	3,188,108	6,610,684	9,864,322	12,416,692	15,640,727	19,434,320	23,205,721	27,839,554	33,109,276	39,482,367	41,620,681
Prior Year Actuals	(1,995,130)	3,163,217	6,205,142	8,993,980	11,607,006	15,200,034	18,523,655	22,196,679	26,620,732	30,808,162	35,723,913	40,814,659



**ISD #110 - Waconia Public Schools**  
**Explore Your Passions - Create Your Success**

**General Fund Revenues - 2019- 2020 Fiscal Year**  
**For Period Ending June 30, 2020**

<b>Source</b>	<b>Month to Date Received</b>	<b>Year to Date Received</b>	<b>Current Full Year Projection</b>	<b>% Received to Date</b>
Local Revenues	278,940	6,635,155	6,852,659	96.83%
State Revenues	1,798,089	34,130,632	37,391,385	91.28%
Federal Aids & Grant	56,040	842,544	847,976	99.36%
Local Sources & Other Financing Sources	5,245	12,350	7,800	158.33%
<b>Totals</b>	<b>2,138,314</b>	<b>41,620,681</b>	<b>45,099,820</b>	<b>92.29%</b>
Capital Outlay	(21,000)	112,375	1,351,757	8.31%
Long-Term Facilities Maintenance	135,148	146,764	556,615	26.37%

**General Fund Expenditures - 2019- 2020 Fiscal Year**  
**For Period Ending June 30, 2020**

<b>Source</b>	<b>Month to Date Expended</b>	<b>Year to Date Expended</b>	<b>Current Full Year Projection</b>	<b>% Expended to Date</b>
Salaries and Wages	5,450,422	27,350,316	27,188,973	100.59%
Employee Benefits	1,869,857	10,018,865	9,942,036	100.77%
Purchased Services	677,773	5,640,144	5,741,064	98.24%
Supplies and Materials	351,009	1,206,247	1,569,650	76.85%
Capital Expenditures	(1,840)	12,861	23,172	55.50%
Other Expenditures & Other Financing Sources	62,408	179,258	279,405	64.16%
<b>Totals</b>	<b>8,409,629</b>	<b>44,407,691</b>	<b>44,744,300</b>	<b>99.25%</b>
Capital Outlay	189,667	1,110,713	1,305,781	85.06%
Long-Term Facilities Maintenance	(55,513)	551,172	556,522	99.04%

1.B. Annual Audit

1.C. MLHS Meal Service

1.D. Update on Federal Cares Act Funding for the  
2020-2021 school year.

**ISD #110 - Waconia Public Schools**  
**Explore Your Passions - Create Your Success**  
**2020-2021 School Year**

**Additional CARES Act Funding for COVID-19 Expenses**

Description	Finance Code	Funds Available	Budget Draw Period	Purpose of Funding
Formula - 151 - SFY 2021, 90% to LEAs, Elementary and Secondary School Emergency Relief Fund, CFDA 84.425D, S425D200045, Application for Federal Funding	151	\$ 55,500	7-1-2020 thru 09-30-2022	Cleaning Supplies, Masks, Signage and etc.
Formula - 152 - SFY 2021, 9.5% Elementary and Secondary School Emergency Relief Fund CFDA 84.425D, S425D200045, Application for Federal Funding	152	\$ 64,805	7-1-2020 thru 09-30-2022	E-Learning and Distance Learning supplies and materials
Formula - 153 - SFY 2021, Governors Emergency Relief Fund, CFDA 84.425C, S425C200015, Application for Federal Funding	153	\$ 9,146	7-1-2020 thru 09-30-2022	Technology to support E-Learning and Distance Learning - Hot Spots
Formula - 154 - SFY 2021, CARES Relief Funds for Back to School	154	\$ 969,974	9-2-2020 thru 12-31-2020	A Large variety of programs, supplies and services including child care for facilitating distance learning, transporting students under the new requirements, additional staffing to accomodate the new education models, professional development on a variety of topics, cleaning supplies , PPE, technology for distance learning and access, materials for distance learning including e-textbooks and other e-learning tools and supplies

2. **UPCOMING ACTION ITEMS**

2.A. Annual Levy Process

3. **OTHER ITEMS**

4. **FUTURE ITEMS**

4.A. September

4.B. October