

**NOTICE OF REGULAR MEETING
GALVESTON COMMUNITY COLLEGE DISTRICT
BOARD OF REGENTS**

In compliance with the Open Meetings Act, Texas Government Code, Section 551.041, notice is hereby given that a Regular Meeting of the Galveston Community College District Board of Regents will be held on **Wednesday, February 19, 2025**, at 5:30 PM in Room M-220 Galveston College, 4015 Avenue Q, Galveston, Texas 77550.

The Board of Regents will gather in Room M-202 for refreshments prior to the Regular Meeting. Although a quorum may be present, no action will be taken by the Board at that time.

- AGENDA -

I. Call to Order Regular Meeting	
II. Moment of Silence and Pledge of Allegiance	
III. Certification of Posting Notice of Regular Meeting	
IV. Recognition of Guests	
V. Consider Approval of Minutes from the Regular Meeting of January 15, 2025 <i>(Action Item)</i>	3
VI. Citizens Desiring to Appear Before the Board on Agenda and Non-agenda Items <i>(Please complete a request card prior to the start of the meeting. The Board Chairperson may limit the time of appearance before the Board to three minutes.)</i>	
VII. Informative Reports:	
1. Student Success Story <i>(Dr. W. Myles Shelton)</i>	10
2. Monthly Financial Reports - January <i>(Mr. M. Jeff Engbrock)</i>	11
VIII. Consideration of Consent Agenda <i>(The purpose of the consent agenda is to allow the Board to identify and approve action items which require no additional information or discussion and for which there is unanimous approval. Regents receive agenda materials in advance of the meeting to prepare for the business to be conducted.)</i>	38
IX. Action Items:	
1. Consider Approval of Proposals for Comprehensive Digital Marketing Services	39
2. Consider Approval of Proposal Purchase Furniture for Communications and Marketing	54
3. Consider Approval of Proposal to Purchase Additional Desktop Computers for the Library Backfill Renovation Project	55
4. Consider Approval of Proposal to Purchase Laptop Computers for the Fiscal Year 2025 Faculty and Staff Refresh	56
5. Consider Approval of Proposal to Purchase Software and A/V Equipment for Nursing Simulation Lab	57
6. Consider Approval of Proposal to Purchase Hardware and Installation Services for Audio Reinforcement in the Health Science Education Center (HSEC) Classrooms	58
7. Consider Approval to Offer Magnetic Resonance Imaging Program (Associate of Applied Science Degree)	59
8. Consider Adoption of Resolution of Support for Continued Investment in the Dynamic Community College Funding Model	61

9. Consider Ratifying Appointment of Full-time Instructor
- X. Special Reports and Comments:
 1. Student Representative (*Ms. Alicia Fletcher*)
 2. Faculty Representative (*Mr. Tyree Bearden*)
 3. President (*Dr. W. Myles Shelton*)
 4. Regents
 5. Chairperson (*Ms. Karen F. Flowers*)
- XI. Adjournment

64

The notice for this meeting was posted on February 14, 2025, in compliance with the Texas Open Meetings Act. , in compliance with the Texas Open Meetings Act.

W. Myles Shelton, Ed.D., President

**MINUTES OF THE REGULAR MEETING OF THE BOARD OF REGENTS
GALVESTON COMMUNITY COLLEGE DISTRICT
4015 Avenue Q
Galveston, Texas 77550
Room M-220 – Moody Hall
January 15, 2025
5:30 p.m.**

At the Regular Meeting of the Galveston Community College District Board of Regents, duly held on Wednesday, January 15, 2025 in Room M-220 of Moody Hall, commencing at 5:30 p.m., the following Regents were present:

Ms. Karen F. Flowers, Chairperson
Mr. Fred D. Raschke, Vice Chairperson
Mr. Michael B. Hughes, Secretary
Mr. Garrik Addison
Mr. Armin Cantini
Dr. Norman Hoffman
Mr. Raymond Lewis, Jr. (attended virtually)
Ms. Mary R. Longoria (excused)
Ms. Carolyn L. Sunseri

Faculty and staff present included Dr. W. Myles Shelton, President, Dr. Carmen Allen, Ms. Veronica Atterberry, Mr. Tyree Bearden, Mr. Adam Brandner, Dr. Laimutis Bytautas, Mr. Ed Chrnko, Mr. Ron Crumedy, Mr. Henry Deslaurier, Ms. Shelly Downes, Mr. Jeff Engbrock, Mr. Junior Garcia, Ms. Laura Gettman, Ms. Breanne Lorefice, Ms. Hong Mai, Dr. Cissy Matthews, Mr. Paul Mendoza, and Dr. Van Patterson, Mr. John Rimar, and Dr. Tirizia York

- I. CALL TO ORDER REGULAR MEETING:** Chair Flowers opened the Regular Meeting at 5:37p.m. in Room M-220 of Moody. Hall and determined a quorum was present.
- II. MOMENT OF SILENCE AND PLEDGE OF ALLEGIANCE:** Ms. Flowers began with a moment of silence and asked Ms. Sunseri to lead the Pledge of Allegiance.
- III. CERTIFICATION OF POSTING NOTICE OF REGULAR MEETING:** Dr. Shelton confirmed that the notice of the Regular Meeting had been properly posted on January 10, 2025.
- IV. RECOGNITION OF GUESTS:** Dr. Shelton recognized the faculty and staff in attendance. Mr. M. Theron Waddell was also present.

V. CONSIDER APPROVAL OF MINUTES FROM THE REGULAR MEETING OF NOVEMBER 13, 2024: A reading of the minutes was waived. Mr. Raschke moved to approve the minutes as published; Mr. Hughes seconded. The motion passed unanimously.

VI. CITIZENS DESIRING TO APPEAR BEFORE THE BOARD ON AGENDA AND NON-AGENDA ITEMS: There were no citizens desiring to appear before the Board.

VII. INFORMATIVE REPORTS:

1. Student Success Story: Dr. Shelton introduced this agenda item and Dr. Carmen Allen who presented on the 2023-24 Graduate Survey. The survey was distributed to Certificate and Associate's degree earners and focused on employment and future educational plans, reasons for attending Galveston College, and academic and student services experiences. Takeaways include that nearly half of Galveston College Graduates are continuing their education here or elsewhere, nearly nine out of ten graduates would still choose to attend Galveston College, and on average, graduates felt they received a high-quality education at Galveston College.

2. Monthly Financial Reports –November and December: Mr. M. Jeff Engbrock, Comptroller/CFO, presented the financial report for the month of December. With 33.4 percent of the year completed, income generated was \$15,479,522 or 51 percent of the fiscal year 2024-25 revenue budget compared to 41.8 percent this time last year. State funds for October are \$2,610,096, or 50.7 percent of the budget, based on the change in how state funds are now distributed. Tuition and fees were \$4,444,055 or 82.6 percent of the budget compared to 73.1 percent last year. Local taxes are \$7,911,151 or 43 percent of the budget compared to 30.9 percent last year. Local Revenue is \$514,220 or 37.2 percent of the budget, compared to 36.5 percent last year. He reported that total expenses are \$9,015,125, or 29.7 percent of the expenditure budget, compared to 30 percent last year. Mr. Engbrock gave a brief overview of Funds 71 and 72.

General discussion was had on what payments the College has received from the State. Dr. Shelton explained that the state payment expected in the summer will require the legislature to pass an appropriations bill.

VIII. CONSENT AGENDA: Ms. Flowers proceeded with the Consent Agenda. Ms. Sunseri moved to approve the Consent Agenda and Action Item No. 3, 4, 5, 6, 7, 8, and 9; Mr. Lewis seconded. The motion passed unanimously. A copy of the Consent Agenda is attached as **Exhibit A**.

Dr. Shelton introduced Adam Brandner a new English Faculty member whose contract was approved in the Consent Agenda.

IX. ACTION ITEMS:

1. Consider Approval of Finance Committee Recommendation Regarding Acceptance of Financial Statements and Single Audit Reports for the Years Ended August 31, 2024 and 2023, and Required Communications Letter: Mr. Raschke, Finance Committee Chair presented this item to the Board. The Board Finance Committee met prior to this Regular Board Meeting to review and discuss the financial statements and Single Audit Reports for the years ended August 31, 2024 and 2023, and the required communications letter. The College's net position as of August 31, 2024 was reported at \$46,015,358. This is an increase of \$5,409,969. There were no internal control findings reported by the auditor. The firm has issued an unmodified audit opinion for both the financial statements and the selected federal grant awards.

It was the Committee's recommendation, and Mr. Raschke moved to adopt the financial statements and Single Audit Reports for the years ended August 31, 2024 and 2023 and the required communications letter. Mr. Cantini seconded. The motion passed unanimously

2. Consider Approval of Finance Committee Recommendation Regarding Investment Strategy: There was no recommendation from the Finance Committee.
3. Consider Acceptance of Fiscal Year 2024-2025 First Quarter Investment Report: The Board unanimously approved the Fiscal Year 2024-2025 First Quarter Investment Report. This item was passed in the Consent Agenda.
4. Consider Acceptance of Texas Higher Education Coordinating Board Texas Reskilling and Upskilling for Education (TRUE) 2024 Grant Award: The Board unanimously approved the Texas Higher Education Coordinating Board Texas Reskilling and Upskilling for Education (TRUE) 2024 Grant Award. This item was passed in the Consent Agenda.
5. Consider Approval of Proposal to Purchase Study Stations for the Library: The Board unanimously approved the purchase of study stations for the library. This item was passed in the Consent Agenda.
6. Consider Approval of Replacement Agreement for Cisco Phone Services: The Board unanimously approved the replacement agreement for the Cisco phone services. This item was passed in the Consent Agenda.
7. Consider Approval of Faculty Change in Rank: The Board unanimously approved the Change in Rank for Mr. Tyree Bearden from Instructor to Professor. This item was passed in the Consent Agenda.
8. Consider Acceptance of Faculty Retirements: The Board unanimously approved the retirements of Mr. Michael Berberich and Mr. Jeffrey McDonald.

9. Consider Ratifying Appointment of Full-time Instructors: The Board unanimously ratified the appointments of Karen Bell, Program Director/Faculty-BSN, Daniel Alcantar, Program Director/Instructor Global Supply Chain and Logistics, and Adam Brandner, English Instructor.

- X. Adjournment to Closed/Executive Session in Room M-202: The Board of Regents, as authorized by the Open Meetings Act, Texas Government Code, Chapter 551, reserves the right to enter into a closed/executive session under the following provision of the Act: **Section 551.072** – Deliberation regarding real property, **Section 551.073** – Deliberation regarding a prospective gift, **Section 551.071** – Consultation with Attorney to discuss and receive legal advice, and **Section 551.074** – Personnel Matters, to deliberate the appointment, employment, evaluation, reassignment, duties, discipline, or dismissal of a public officer or employee.

Dr. Shelton let Chair Flowers know that they will not be including Section 551.071 – Consultation with attorney to discuss and receive legal advice, in the Closed Session as the College’s attorney is not present at this time.

The Board adjourned to closed session in Room M-202 at 5:56 p.m.

- XI. **Reconvene Regular Meeting (Open Meeting) in Room M-220: The Board reconvened the Regular Meeting (Open Meeting) in Room M-220 at 6:25 p.m.**

Mr. Addison had a prior commitment and had to leave the meeting early.

10. Consider Facilities Committee Recommendation Regarding HSEC Punch List Items, Retainage, and Closing out the HSEC Project: No action was taken by the Board on this item.
11. Consider Facilities Committee Recommendation Regarding Plans for the Expansion of Student Housing: No action was taken by the Board on this item.
12. Consider Facilities Committee Recommendation Regarding the Purchase of Real Property: Mr. Hughes, Facilities Committee Chairman, presented this item to the Board. The Facilities Committee met prior to this meeting to consider a recommendation to the Board regarding the purchase of real property.

It was the Committee’s recommendation, and Mr. Hughes moved to allow the President to negotiate with the parties regarding the purchase of real property, to purchase property, and to sign all documents; Mr. Raschke seconded. The motion passed 6-0. (Ms. Sunseri abstained, Mr. Addison and Ms. Longoria were excused)

XII. SPECIAL REPORTS AND COMMENTS:

1. Student Representative: There was no student report.
2. Faculty Representative: Mr. Tyree Bearden, Faculty Senate President, presented Ms. Shelly Downes, and Laura Gettman who presented on Virtual Reality and the Medi Quest headsets that can be checked out to students through the library. The taskforce will also be putting together a hands-on training for faculty where they can see and use the equipment.
3. President: Dr. Shelton reported that the Dates to Remember sheet is in the board folders. He gave the following updates:
 - Registration is 26 percent ahead of this point in time last year, and 30 percent ahead of the year before
 - There is a clothing drive January 29th and 30th for the Dress for Success program
 - The February board meeting will be held later in the month due to the ACCT National Legislative Summit being held February 9-12
 - The BOTI in Austin is February 27-28
 - The legislative priorities set forth by the TACC and the CCATT are in the board folders. The priorities focus on the supplemental appropriations and inclusion of graduates who attend private institutions in Texas. CCATT is requesting board support through a resolution. If the board would like to do that, we would put it on the February agenda. The board census was to include it on the February agenda
 - There is a letter in the board folders from the Governor telling institutions of higher education to not raise tuition and fees for 2 years. The Governor has now included community colleges
 - The baseball team has a 3.29 overall GPA this last semester
 - The softball team has a 3.55 overall GPA this last semester
 - The new baseball scoreboard is up
 - The transformer project went very well and substantial completion is expected the end of next week or the following week.
 - The backfill project has gone very well and furniture will start to arrive on January 20th
 - The College will be preparing resolutions to bring to the Board next month for Roland Basset and John Sullivan.

Mr. Cantini asked for a presentation on the ways that we promote the college.

4. Regents: There were no Regent reports.
5. Chairperson: Ms. Flowers hoped everyone had a great holiday, and reminded everyone to do something nice for themselves before the start of the Spring Semester.

XIII. ADJOURNMENT: There being no further business to come before the Board, the Regular Meeting adjourned at 6:42 p.m.

Michael B. Hughes, Secretary

APPROVED AS CORRECT:

Karen F. Flowers, Chairperson

Consideration of Consent Agenda

The consent agenda format is an organization process for meetings that allows the governing board to focus its time and attention on action items that require more elaboration, information, and/or discussion. The intent of the consent agenda is to support efficiency and effectiveness of the meeting.

A roll call of individual action items will determine the consent agenda. If a Regent has a question or plans to cast a negative vote regarding a specific recommendation, then the Regent(s) need to acknowledge their intention to the Chairperson by show of hand during the roll call. This action item will be considered in the regular order of business as an individual action item.

Those action items that the Regents plan to approve without further question or discussion will be placed on the consent agenda during roll call of individual action items. Upon the creation of the consent agenda, a motion, a second to the motion, and unanimous approval of the Board of Regents is needed to approve the action items. Upon approval of the consent agenda, the Board of Regents will proceed with the remainder of the agenda.

Tally of
Action Items:

	Consent <u>Agenda</u>	President Recommended <u>Separate Action</u>	Board Separate <u>Action</u>	Page #
#1 - Consider Approval of Finance Committee Recommendation Regarding Acceptance of Financial Statements and Single Audit Report for the Years Ended August 31, 2024 and 2023, and Required Communications Letter	_____	_____ ✓ _____	_____	_____
#2 - Consider Approval of Finance Committee Recommendation Regarding Investment Strategy	_____	_____ ✓ _____	_____	_____
#3 – Consider Acceptance of Fiscal Year 2024-25 First Quarter Investment Report	_____	_____	_____	_____
#4 – Consider Acceptance of Texas Higher Education Coordinating Board Texas Reskilling and Upskilling for Education (TRUE) 2024 Grant	_____	_____	_____	_____
#5 – Consider Approval of Proposal to Purchase Study Stations for the Library	_____	_____	_____	_____
#6 – Consider Approval of Replacement Agreement for Cisco Phone Services	_____	_____	_____	_____
#7 – Consider Approval of Faculty Change in Rank	_____	_____	_____	_____
#8 – Consider Acceptance of Faculty Retirements	_____	_____	_____	_____
#9 – Consider Ratifying Appointment of Full-time Instructors	_____	_____	_____	_____
#10 – Consider Facilities Committee Recommendation Regarding HSEC Punch List Items, Retainage, and Closing out the HSEC Project	_____	_____ ✓ _____	_____	_____
#11 – Consider Facilities Committee Recommendation Regarding Plans for the Expansion of Student Housing	_____	_____ ✓ _____	_____	_____
#12 – Consider Facilities Committee Recommendation Regarding the Purchase of Real Property	_____	_____ ✓ _____	_____	_____

Student Success Story

Dr. W. Myles Shelton, President, will present the Student Success Story for the month.

Monthly Financial Reports –January

Attached is the monthly financial report for January, representing encumbrances and pre-encumbrances through January 31, 2025. The report is as follows:

Education and General Fund:

- Revenue Summary Sheet
- Expenditure Summary Sheet
- Summary Revenue/Expenditure Report
- Detail Revenue/Expenditure Report by State Classification

Auxiliary Fund (Bookstore, Snack Bar, Athletics):

- Summary Revenue/Expenditure Report by State Classification

Student Services / Student Activity Fund:

- Summary Revenue/Expenditure Report by State Classification

Construction Fund:

- Summary Revenue/Expenditure Report

Bond Fund:

- Summary Revenue/Expenditure Report

Operating Fund
Revenue Summary Sheet
February 2025 Meeting
As of January 31, 2024 (41.7% of Year)

Source	Budgeted 2024/2025	Year-to-Date		
		Received (\$) 2024/2025	Received (%) 2024/2025	Received (%) 2023/2024
State Funds	\$5,152,193	\$2,610,096	50.7%	50.0%
Tuition and Fees	\$5,377,122	\$5,030,486	93.6%	82.2%
Local Taxes	\$18,418,045	\$14,107,846	76.6%	79.1%
Local Revenues	\$1,382,700	\$642,804	46.5%	47.3%
Total Revenue	\$30,330,060	\$22,391,232	73.8%	73.3%

Operating Fund
Expenditure Summary Sheet
February 2025 Meeting
As of January 31, 2024 (41.7% of Year)

Source	Budgeted 2024/2025	Year-to-Date		
		Expended (\$) 2024/2025	Expended (%) 2024/2025	Expended (%) 2023/2024
Instruction	\$9,673,781	\$3,440,047	35.6%	37.6%
Community Service	\$40,883	\$14,113	34.5%	68.7%
Academic Support	\$2,067,109	\$784,537	38.0%	41.5%
Student Services	\$2,874,218	\$1,068,650	37.2%	37.7%
Institutional Support	\$6,253,525	\$2,670,494	42.7%	42.8%
Staff Benefits	\$31,874	\$43,350	136.0%	167.5%
Operations/ Maintenance	\$4,006,762	\$1,911,278	47.7%	38.9%
Interfund Transfers (out)	\$5,381,908	\$1,158,275	21.5%	23.8%
Total Expenditures	\$30,330,060	\$11,090,743	36.6%	36.8%

GALVESTON COLLEGE
Fund 11 Education and General

January 31, 2025

	Current year	Current year	Current year	Current year	Current year	Current year	Current year	Current year	Current year
	Budget	(MTD) Actual	(YTD) Actual	Encumbrances	Remaining	% Expended	2025	2025	2025
Revenue by State Classification									
State Funds	5,152,193	0	2,610,096	0	2,542,097	50.7%			
Tuition	3,152,434	373,594	3,169,925	0	(17,491)	100.6%			
Course Fees	3,020,960	274,916	2,935,092	0	85,868	97.2%			
Exemption\Waivers	(796,272)	(62,081)	(1,074,531)	0	278,259	134.9%			
Local Taxes	18,418,045	6,196,695	14,107,846	0	4,310,199	76.6%			
Local Revenue	1,374,300	125,755	629,411	0	744,889	45.8%			
Sales and Services	8,400	0	13,393	0	(4,993)	159.4%			
Total Revenue	30,330,060	6,908,880	22,391,232	0	7,938,828	73.8%			

Expenditures by State Classification

instructions	9,674,081	561,980	3,440,047	69,095	6,164,939	35.6%			
Community Service	40,883	6,266	14,113	2,577	24,193	34.5%			
Academic Support	2,066,809	134,251	784,537	41,087	1,241,185	38.0%			
Student Services	2,874,218	218,529	1,068,650	344,434	1,461,133	37.2%			
institutional Support	6,253,525	655,295	2,670,494	407,713	3,175,318	42.7%			
Operations And Maintenances	4,006,762	346,024	1,911,278	934,191	1,161,293	47.7%			
Staff Benefits	31,874	0	43,350	0	(11,476)	136.0%			
Inter-Fund Appropriation	5,381,908	115,029	1,158,275	0	4,223,633	21.5%			
Expenditures Total	30,330,060	2,037,373	11,090,743	1,799,098	17,440,219	36.6%			

Expenditures by Type

General Operating	3,831,700	212,110	1,633,404	334,230	1,864,066	42.6%			
Contracted Services	2,960,679	450,407	1,559,017	801,957	599,705	52.7%			
Travel	446,805	28,624	114,461	5,684	326,660	25.6%			
Equipment	181,376	272	51,076	3,480	126,821	28.2%			
Utilities	1,118,100	155,609	332,944	653,746	131,410	29.8%			
Faculty Full Time	4,766,651	348,231	1,729,885	0	3,036,766	36.3%			
Faculty Overloads\Adjunct	1,861,867	16,240	700,767	0	1,161,100	37.6%			
Stipends	482,097	31,869	172,016	0	310,081	35.7%			
Administrator Salaries	2,300,803	177,675	948,338	0	1,352,465	41.2%			
Professional Technical Salaries	2,227,146	173,918	878,423	0	1,348,723	39.4%			
Classified Salaries	2,520,490	194,612	993,757	0	1,526,733	39.4%			
Part-Time Salaries	649,023	28,790	199,814	0	449,209	30.8%			
Staff Benefits	1,601,415	103,989	618,566	0	982,849	38.6%			

GALVESTON COLLEGE
Fund 11 Education and General

Interfund Appropriations	5,381,908	115,029	1,158,275	0	4,223,633	21.5%
Expenditures Total	30,330,060	2,037,373	11,090,743	1,799,098	17,440,219	36.6%
Excess Rev/Exp	0	4,871,506	11,300,489			

Galveston College
Fund 11 Detail Rev\Exp
as of the end of January 2025

	Budget		(MTD) Actual (YTD) Actual		Encumbrances		Available		% of Budget	
	2025	January	2025	2025	2025	2025	2025	2025	2025	2025
State Appropriation										
Academic/Technical	\$5,152,193	\$0	\$2,009,774	\$0	\$3,142,419					39.0%
Incentive	\$0	\$0	\$208,808	\$0	(\$208,808)					Infinity
Core	\$0	\$0	\$391,514	\$0	(\$391,514)					Infinity
Health Insurance	\$0	\$0	\$0	\$0	\$0					NaN
Total	\$5,152,193	\$0	\$2,610,096	\$0	\$2,542,097					50.7%
Tuition										
In District Tuition	\$1,220,531	\$109,172	\$1,354,977	\$0	(\$134,446)					111.0%
Out of District Tuition	\$1,193,036	\$113,016	\$1,063,346	\$0	\$129,690					89.1%
Non Resident Tuition	\$373,527	\$26,328	\$458,686	\$0	(\$85,159)					122.8%
CE Workforce Training	\$94,473	\$11,690	\$29,117	\$0	\$65,356					30.8%
CE Workforce Info Tech	\$0	\$0	\$0	\$0	\$0					NaN
CE Workforce Health Prof	\$208,662	\$102,011	\$212,150	\$0	(\$3,488)					101.7%
CE Leisure Learning	\$54,205	\$11,377	\$51,649	\$0	\$2,556					95.3%
CE Childrens Programs	\$0	\$0	\$0	\$0	\$0					NaN
Total	\$3,144,434	\$373,594	\$3,169,925	\$0	(\$25,491)					100.8%
Course Fees										
Building Use Fee	\$1,276,509	\$116,187	\$1,296,233	\$0	(\$19,724)					101.5%
Student Service Fee	\$62,269	\$5,173	\$61,114	\$0	\$1,155					98.1%
General Service Fee	\$270,093	\$21,516	\$263,367	\$0	\$6,726					97.5%
Registration Fee	\$162,056	\$13,233	\$159,093	\$0	\$2,963					98.2%
Out of District Fee	\$553,473	\$52,734	\$530,729	\$0	\$22,744					95.9%
Course and Lab fees	\$335,000	\$22,604	\$320,696	\$0	\$14,305					95.7%

Galveston College
Fund 11 Detail Rev\Exp
as of the end of January 2025

	Budget		(MTD) Actual (YTD) Actual		Encumbrances		Available		% of Budget	
	2025	January	2025	2025	2025	2025	2025	2025	2025	2025
Distance Education fee	\$240,000	\$24,917	\$202,872	\$0	\$37,128					84.5%
Distance Education fee N/R	\$7,830	\$2,200	\$7,800	\$0	\$30					99.6%
Testing Fees	\$9,400	\$1,167	\$3,806	\$0	\$5,594					40.5%
Testing Fees GED	\$2,550	\$0	\$0	\$0	\$2,550					0.0%
Testing Fees-Contract	\$2,550	\$1,184	\$11,213	\$0	(\$8,663)					439.7%
Late Registration Fees	\$6,380	\$3,825	\$6,400	\$0	(\$20)					100.3%
Schedule Change Fees	\$2,850	\$1,050	\$2,500	\$0	\$350					87.7%
Student Health\Insurance Fees	\$60,000	\$3,414	\$39,200	\$0	\$20,800					65.3%
SurCharge 3peat > 27 Dev hrs	\$30,000	\$5,712	\$30,069	\$0	(\$69)					100.2%
Other fees	\$0	\$0	\$0	\$0	\$0					NaN
Total	\$3,020,960	\$274,916	\$2,935,092	\$0	\$85,868					97.2%
Exemption/Waivers										
Competitive Waiver	(\$34,650)	(\$1,183)	(\$15,106)	\$0	(\$19,544)					43.6%
Foster Care	(\$23,342)	(\$1,222)	(\$27,824)	\$0	\$4,482					119.2%
Hazelwood Waiver Credit	(\$16,830)	(\$1,871)	(\$8,581)	\$0	(\$8,249)					51.0%
Hazelwood Dependant	(\$41,200)	(\$1,551)	(\$30,874)	\$0	(\$10,326)					74.9%
Concurrent Enrollment	\$0	\$0	\$0	\$0	\$0					NaN
Blind	(\$5,400)	(\$118)	(\$1,620)	\$0	(\$3,780)					30.0%
Fireman	(\$12,400)	\$0	(\$7,952)	\$0	(\$4,448)					64.1%
Police	(\$1,650)	\$0	\$0	\$0	(\$1,650)					0.0%
TEC 54.052	(\$102,300)	(\$7,425)	(\$99,764)	\$0	(\$2,536)					97.5%
Military Waiver	(\$13,200)	(\$1,920)	(\$8,108)	\$0	(\$5,092)					61.4%
GISD Dual Credit	(\$542,000)	(\$46,791)	(\$872,518)	\$0	\$330,518					161.0%
Other	(\$3,300)	\$0	(\$2,184)	\$0	(\$1,116)					66.2%

Galveston College
Fund 11 Detail Rev\Exp
as of the end of January 2025

Budget 2025	(MTD) Actual (YTD) Actual		Encumbrances		Available		% of Budget	
	January	2025	2025	2025	2025	2025	2025	2025
	\$6,908,880	\$22,391,232	\$0	\$7,930,828				74%
Total Revenue								

Galveston College

Fund 11 Detail Rev\Exp

as of the end of January 2025

Budget	(MTD) Actual	(YTD) Actual	Encumbrances	Available	% of Budget
2025	January	2025	2025	2025	2025

Exp by State Classification

Instructional

Welding	\$390,999	\$49,760	\$150,270	\$11,974	\$228,755	38.4%
Biology	\$364,892	\$17,607	\$132,301	\$2,208	\$230,382	36.3%
Biotechnology	\$0	\$0	\$0	\$0	\$0	NaN
Chemistry	\$220,115	\$14,354	\$78,709	\$0	\$141,406	35.8%
Env Science	\$46,736	\$13	\$14,933	\$0	\$31,803	32.0%
Physics	\$130,722	\$11,379	\$45,388	\$0	\$85,334	34.7%
Accounting	\$83,171	\$4,396	\$33,703	\$0	\$49,468	40.5%
Accounting Tech	\$0	\$0	\$0	\$0	\$0	NaN
Business Admin	\$11,433	\$0	\$2,989	\$0	\$8,444	26.1%
Hosp/Tourism	\$12,660	\$0	\$0	\$0	\$12,660	0.0%
Medical Office Admin	\$227,293	\$11,306	\$95,330	\$500	\$131,463	41.9%
Logistics Op	\$120,038	\$7,377	\$12,761	\$500	\$106,777	10.6%
Med Off Admin	\$0	\$0	\$0	\$0	\$0	NaN
Sm Bus Manage	\$0	\$0	\$0	\$0	\$0	NaN
Office Tech	\$0	\$0	\$0	\$0	\$0	NaN
Paralegal	\$0	\$0	\$0	\$0	\$0	NaN
Speech	\$104,420	\$4,466	\$39,545	\$0	\$64,875	37.9%
Comp. Science	\$31,259	\$0	\$18,591	\$0	\$12,668	59.5%
Comp. Tech.	\$107,655	\$0	\$6,980	\$0	\$100,675	6.5%
Culinary Arts	\$168,938	\$8,631	\$65,044	\$6,389	\$97,505	38.5%
Cosmetology	\$233,191	\$16,720	\$125,339	\$8,219	\$99,633	53.7%
Engineering	\$5,606	\$0	\$0	\$0	\$5,606	0.0%

Galveston College
Fund 11 Detail Rev\Exp
as of the end of January 2025

	Budget	(MTD) Actual	(YTD) Actual	Encumbrances	Available	% of Budget
	2025	January	2025	2025	2025	2025
Develop-Read	\$133,004	\$6,595	\$53,300	\$0	\$79,704	40.1%
Develop-Write	\$0	\$0	\$0	\$0	\$0	NaN
Develop-Other	\$0	\$0	\$0	\$0	\$0	NaN
Education	\$17,224	\$0	\$16,833	\$0	\$391	97.7%
English	\$338,656	\$16,682	\$148,384	\$0	\$190,272	43.8%
Humanities	\$5,685	\$34	\$540	\$0	\$5,145	9.5%
Philosophy	\$22,232	\$2,532	\$15,192	\$0	\$7,040	68.3%
Foreign Lang-SPAN	\$27,526	\$0	\$4,079	\$0	\$23,447	14.8%
Nursing-RN	\$993,196	\$59,446	\$299,357	\$1,705	\$692,134	30.1%
Nursing Admin	\$191,897	\$11,826	\$65,606	\$300	\$125,991	34.2%
Allied Health	\$0	\$0	\$0	\$0	\$0	NaN
Clinical Research	\$0	\$0	\$0	\$0	\$0	NaN
Emer Med Serv	\$369,068	\$18,267	\$109,732	\$5,467	\$253,868	29.7%
Imaging-CT	\$150,706	\$8,264	\$53,129	\$2,505	\$95,072	35.3%
Imaging-MRI	\$152,337	\$8,319	\$55,366	\$442	\$96,529	36.3%
Imaging-Mam	\$0	\$0	\$0	\$0	\$0	NaN
Imaging-Nuclear	\$209,887	\$14,775	\$69,749	\$1,266	\$138,872	33.2%
Imaging-Rad Thy	\$198,792	\$11,100	\$76,986	\$1,889	\$119,917	38.7%
Imaging-Rad Tch	\$578,137	\$36,184	\$209,293	\$4,419	\$364,425	36.2%
Ophthalmic Asst	\$0	\$0	\$0	\$0	\$0	NaN
Pharmacy Tech	\$0	\$0	\$0	\$0	\$0	NaN
Phlebotomy Tech	\$0	\$0	\$0	\$0	\$0	NaN
Sonography	\$226,314	\$16,139	\$87,443	\$1,800	\$137,071	38.6%
Surgical Tech	\$151,745	\$9,699	\$48,113	\$0	\$103,632	31.7%

Galveston College
Fund 11 Detail Rev\Exp
as of the end of January 2025

	Budget		(MTD) Actual (YTD) Actual		Encumbrances		Available		% of Budget	
	2025	January	2025	2025	2025	2025	2025	2025	2025	2025
Nursing-LVN	\$173,810	\$9,468	\$66,943	\$0	\$0	\$106,867	38.5%			
Develop-Math	\$299,717	\$18,491	\$140,259	\$0	\$0	\$159,458	46.8%			
Mathematics	\$407,810	\$22,319	\$147,298	\$0	\$0	\$260,512	36.1%			
Auto Tech	\$0	\$0	\$0	\$0	\$0	\$0	NaN			
HVAC Tech	\$126,309	\$9,047	\$44,228	\$1,480	\$80,601	35.0%				
Industrial Sys	\$0	\$0	\$0	\$0	\$0	\$0	NaN			
Electrical and Electronics	\$134,310	\$8,373	\$47,450	\$862	\$85,998	35.3%				
Instrumentation	\$125,950	\$9,412	\$50,427	\$500	\$75,023	40.0%				
Fitness Center	\$141,661	\$10,424	\$51,960	\$1,425	\$88,276	36.7%				
Physical Ed.	\$127,884	\$10,861	\$56,627	\$0	\$71,257	44.3%				
CJ-Academic	\$88,757	\$6,735	\$33,764	\$0	\$54,993	38.0%				
CJ-Law Enforce	\$188,159	\$12,379	\$66,805	\$430	\$120,924	35.5%				
Economics	\$63,717	\$4,392	\$21,963	\$0	\$41,754	34.5%				
Government/PS	\$123,138	\$74	\$16,483	\$0	\$106,655	13.4%				
History/Geog.	\$121,008	\$11,332	\$68,865	\$0	\$52,143	56.9%				
Psychology	\$132,662	\$6,440	\$66,750	\$0	\$65,912	50.3%				
Sociology	\$36,948	\$32	\$13,596	\$0	\$23,352	36.8%				
Art	\$149,026	\$6,725	\$64,305	\$400	\$84,321	43.2%				
Digital Imaging	\$0	\$0	\$0	\$0	\$0	NaN				
Drama / Theater	\$163,095	\$7,928	\$54,224	\$0	\$108,871	33.2%				
Music	\$45,377	\$40	\$17,798	\$1,554	\$26,025	39.2%				
Business (Bachelors)	\$61,857	\$0	\$0	\$0	\$61,857	0.0%				
Medical Bachelors	\$201,329	\$6,141	\$77,476	\$380	\$123,473	38.5%				
Nursing BSN	\$233,856	\$16,106	\$28,766	\$862	\$204,229	12.3%				

Galveston College
Fund 11 Detail Rev\Exp
as of the end of January 2025

	Budget		(MTD) Actual (YTD) Actual		Encumbrances		Available		% of Budget	
	2025	January	2025	2025	2025	2025	2025	2025	2025	2025
Accreditation	\$49,500	\$1,698	\$21,249	\$0	\$28,251					42.9%
Accreditation QEP	\$102,737	\$4,137	\$33,317	\$3,960	\$65,461					32.4%
ATD	\$0	\$0	\$0	\$0	\$0					NaN
Faculty Dev.	\$76,100	\$1,659	\$20,956	\$0	\$55,144					27.5%
Lecture Series	\$6,250	\$0	\$756	\$0	\$5,494					12.1%
CE-Workforce	\$61,100	\$1,124	\$13,044	\$0	\$48,056					21.3%
CE Cisco	\$0	\$0	\$0	\$0	\$0					NaN
CE Allied Health	\$206,480	\$10,773	\$79,752	\$7,660	\$119,069					38.6%
Total Instructional	\$9,674,081	\$561,980	\$3,440,047	\$69,095	\$6,164,939					36%
Instructional Donations	\$0	\$0	\$0	\$0	\$0					NaN
Community Services										
CE Leisure Learning	\$40,883	\$6,266	\$14,113	\$2,577	\$24,193					34.5%
CE Children Programs	\$0	\$0	\$0	\$0	\$0					NaN
Total Community Service	\$40,883	\$6,266	\$14,113	\$2,577	\$24,193					34.5%
Academic Support										
Vice President of Instruction	\$303,425	\$25,372	\$122,447	\$64	\$180,914					40.4%
Arts & Sciences Administration	\$58,201	\$4,750	\$24,091	\$353	\$33,757					41.4%
Tech\Professional Ed. Administration	\$262,707	\$19,163	\$111,308	\$1,959	\$149,440					42.4%
Adult & Continuing Ed. Administration	\$260,515	\$20,415	\$92,533	\$1,277	\$166,705					35.5%
Distance Education Administration	\$188,995	\$14,733	\$78,261	\$0	\$110,734					41.4%
Hamshire - Fannett Administration	\$0	\$0	\$0	\$0	\$0					NaN
Grants Development	\$78,339	\$0	\$16,395	\$150	\$61,794					20.9%

Galveston College

Fund 11 Detail Rev\Exp

as of the end of January 2025

	Budget		(MTD) Actual (YTD) Actual		Encumbrances		Available		% of Budget	
	2025	January	2025	2025	2025	2025	2025	2025	2025	2025
Library & Learning Resources	\$445,244	\$24,630	\$194,866	\$37,284	\$213,095					43.8%
Media Services	\$57,477	\$5,473	\$23,293	\$0	\$34,184					40.5%
Student Success Center (Tutoring)	\$193,101	\$8,673	\$57,075	\$0	\$136,026					29.6%
Testing Center	\$218,805	\$11,042	\$64,267	\$0	\$154,538					29.4%
Total For Academic Support	\$2,066,809	\$134,251	\$784,537	\$41,087	\$1,241,185					38.0%
Student Services										
Vice President of Student Services	\$374,740	\$23,777	\$138,106	\$6,911	\$229,723					36.9%
Admissions\Records	\$609,739	\$47,607	\$240,681	\$119	\$368,938					39.5%
Campus Security	\$666,452	\$62,186	\$231,620	\$337,402	\$97,430					34.8%
Counseling	\$720,313	\$46,907	\$249,913	\$0	\$470,400					34.7%
Financial Aid	\$419,623	\$31,839	\$176,988	\$2	\$242,633					42.2%
Student Activities	\$83,351	\$6,213	\$31,342	\$0	\$52,009					37.6%
Phi Theta Kappa	\$0	\$0	\$0	\$0	\$0					NaN
Total For Student Services	\$2,874,218	\$218,529	\$1,068,650	\$344,434	\$1,461,133					37.2%
Institutional Support										
Board of Regents	\$47,750	\$184	\$20,072	\$186	\$27,492					42.0%
President	\$654,820	\$40,592	\$190,804	\$445	\$463,571					29.1%
General Institutional Expenses	\$618,488	\$26,908	\$88,717	\$20	\$529,751					14.3%
Vice President for Administration	\$220,484	\$17,532	\$88,877	\$399	\$131,208					40.3%
Business Services	\$962,678	\$52,113	\$343,926	\$15,275	\$603,476					35.7%
Human Resources & Risk Mgmt.	\$437,859	\$32,559	\$161,748	\$36,410	\$239,701					36.9%
Professional Development	\$10,400	\$0	\$1,261	\$0	\$9,139					12.1%
Purchasing	\$94,338	\$7,083	\$35,689	\$3,000	\$55,649					37.8%

Galveston College

Fund 11 Detail Rev\Exp

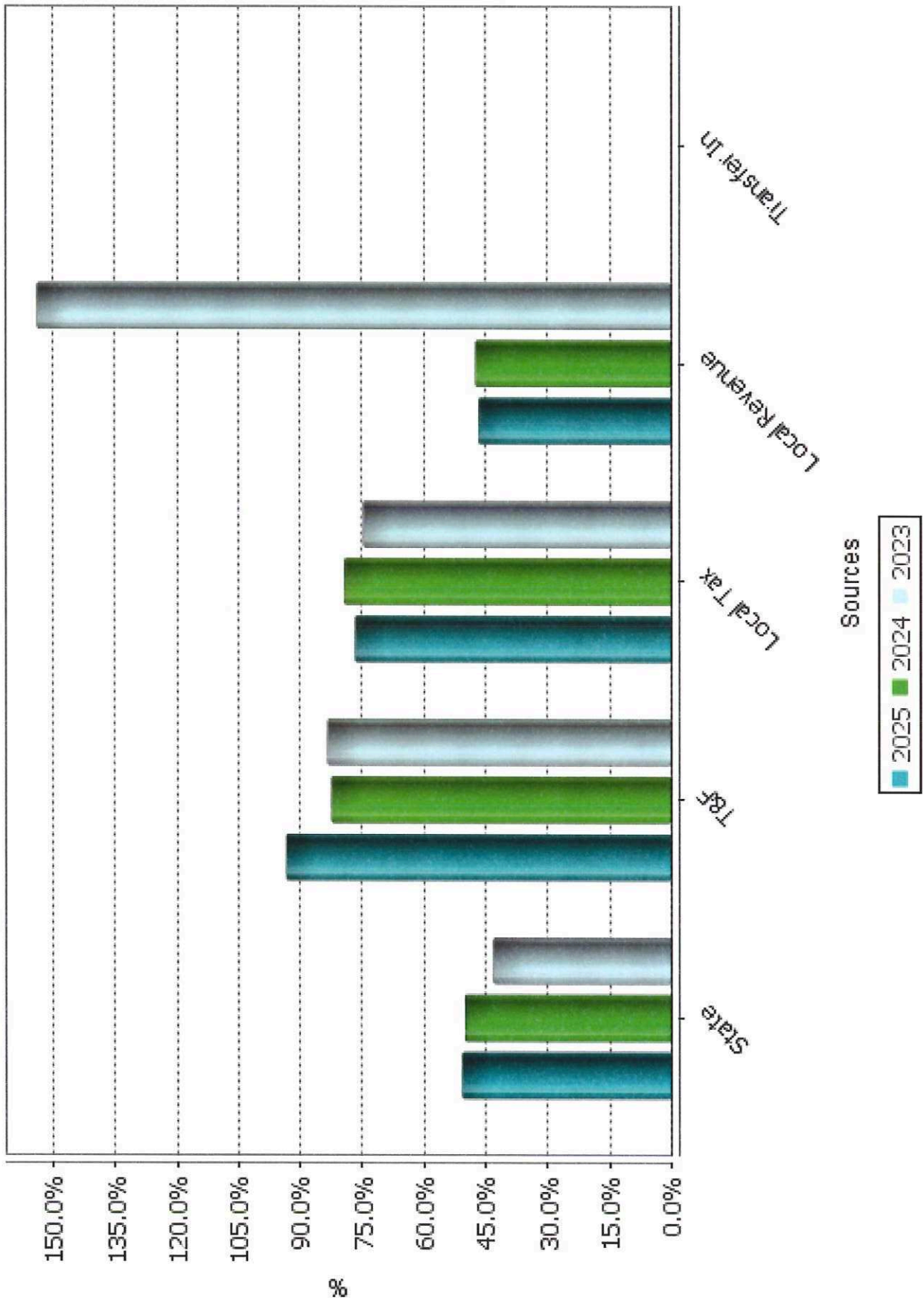
as of the end of January 2025

	Budget		(MTD) Actual (YTD) Actual		Encumbrances		Available		% of Budget	
	2025	January	2025	2025	2025	2025	2025	2025	2025	2025
Research and Planning	\$254,079	\$52,626	\$125,195	\$241	\$128,643					49.3%
Information Technology	\$1,814,248	\$292,745	\$1,164,874	\$239,418	\$409,956					64.2%
Communications	\$79,857	\$29,584	\$46,617	\$20,365	\$12,874					58.4%
Vice Pres. Community Engagement	\$0	\$0	\$0	\$0	\$0					NaN
Development	\$282,734	\$18,087	\$90,191	\$197	\$192,346					31.9%
GC Foundation	\$72,789	\$2,263	\$17,626	\$254	\$54,909					24.2%
Marketing & Media	\$703,001	\$83,019	\$294,897	\$91,502	\$316,602					41.9%
Total for Institutional Support	\$6,253,525	\$655,295	\$2,670,494	\$407,713	\$3,175,318					42.7%
Staff Benefits										
Staff Benefits - State Eligible	\$31,874	\$0	\$43,350	\$0	(\$11,476)					136.0%
Staff Benefits - Non-State Eligible	\$0	\$0	\$0	\$0	\$0					NaN
Staff Benefits - Retirees	\$0	\$0	\$0	\$0	\$0					NaN
Total For Staff Benefits	\$31,874	\$0	\$43,350	\$0	(\$11,476)					136.0%
Operations and Maintenance										
Plant Administration	\$955,415	\$21,620	\$763,765	\$0	\$191,650					79.9%
Building Maintenance	\$1,131,516	\$104,879	\$500,712	\$210,626	\$420,178					44.3%
Custodial Services	\$720,331	\$58,071	\$287,368	\$30,830	\$402,133					39.9%
Custodial Services Tech Center	\$0	\$0	\$0	\$0	\$0					NaN
Grounds Maintenance	\$86,000	\$9,352	\$34,477	\$39,693	\$11,830					40.1%
Grounds Maintenance Tech Center	\$0	\$0	\$0	\$0	\$0					NaN
Transportation	\$20,000	\$40	\$1,651	\$14,258	\$4,092					8.3%
Utilities	\$965,000	\$136,831	\$293,058	\$566,177	\$105,765					30.4%
Utilities Tech Center	\$128,500	\$15,232	\$30,247	\$72,608	\$25,645					23.5%

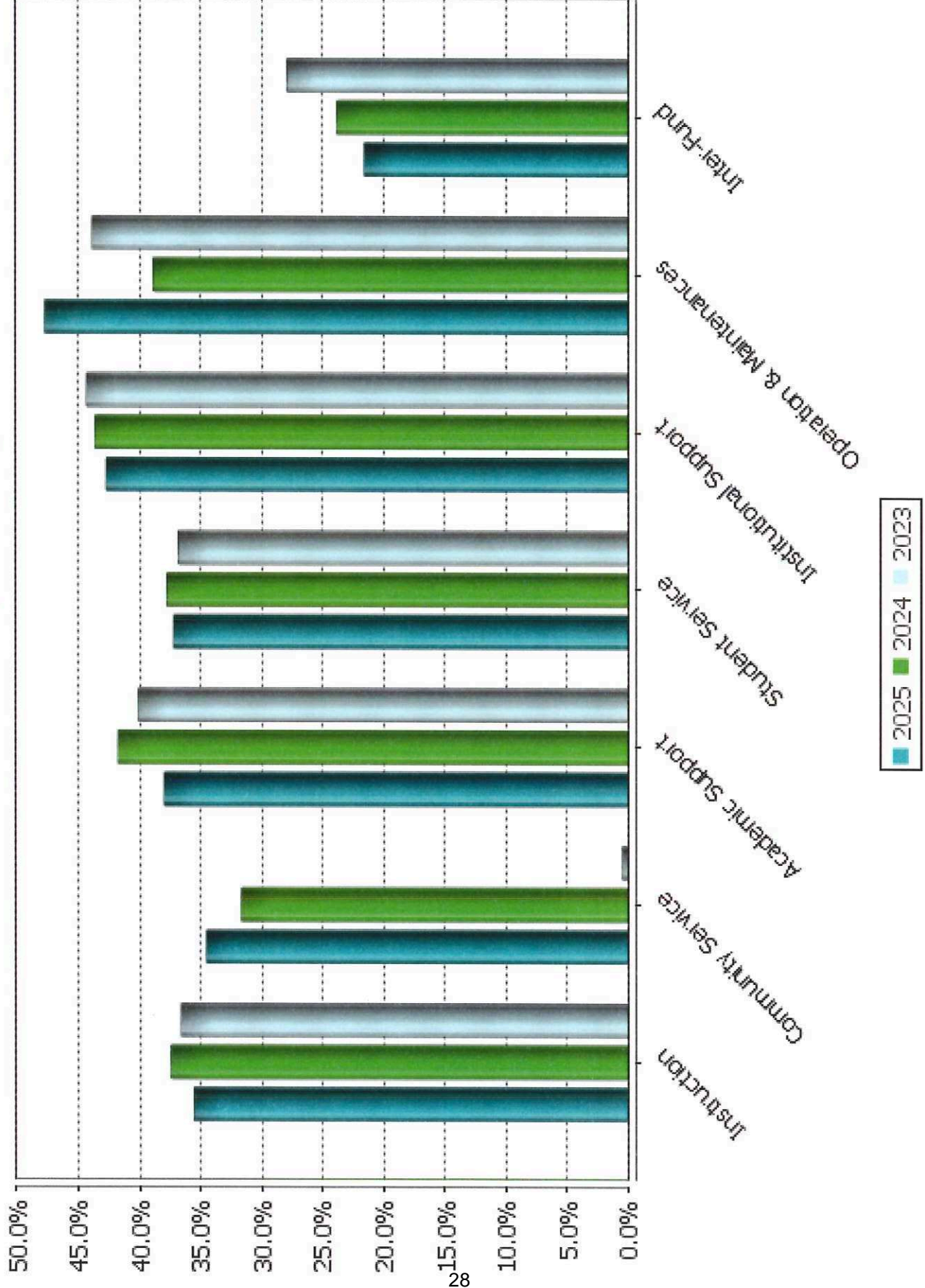
Galveston College
Fund 11 Detail Rev\Exp
as of the end of January 2025

	Budget	(MTD) Actual	(YTD) Actual	Encumbrances	Available	% of Budget
	2025	January	2025	2025	2025	2025
Total for Operations and M...	\$4,006,762	\$346,024	\$1,911,278	\$934,191	\$1,161,293	47.7%
Inter-fund Appropriations						
Transfers to Auxiliary	\$758,786	\$0	\$51,466	\$0	\$707,320	6.8%
Transfers to Student Activity Fund	\$62,269	\$5,173	\$61,114	\$0	\$1,155	98.1%
Transfer to State Eligible Ben	\$1,528,104	\$109,855	\$496,995	\$0	\$1,031,109	32.5%
Transfers to State Grants & Aid	\$169,849	\$0	\$0	\$0	\$169,849	0.0%
Transfers to Bond Revenue	\$1,862,900	\$0	\$548,700	\$0	\$1,314,200	29.5%
Transfer to Construction	\$0	\$0	\$0	\$0	\$0	NaN
Transfers to Capital Project	\$1,000,000	\$0	\$0	\$0	\$1,000,000	0.0%
Transfers to Fixed Assets	\$0	\$0	\$0	\$0	\$0	NaN
Total Inter-fund Appropriations	\$5,381,908	\$115,029	\$1,158,275	\$0	\$4,223,633	21.5%
Expenditures Totals	\$30,330,060	\$2,037,373	\$11,090,743	\$1,799,098	\$17,440,219	36.6%

3 Year Revenue by Percentage (YTD)



Three Year Expense by Percentage (TYD)



**Auxiliary fund
as of January 31, 2025**

January 31, 2025	Current year		Current year (MTD) Actual January	Current ... (YTD) Act... 2025	Current ... Encumbr... 2025	Current year Remaining 2025	Current year % Expended 2025
	Budget 2025	Actual 2025					
Revenue by State Classification							
Interfund Appropriations	\$758,786	\$0	\$51,466	\$0	\$707,320	7%	
Bookstore Commission	\$45,000	\$9,869	\$19,738	\$0	\$25,262	44%	
Student housing	\$358,585	\$13,328	\$357,031	\$0	\$1,554	100%	
Food Service	\$500,518	\$20,100	\$532,262	\$0	(\$31,744)	106%	
Special Event	\$0	\$0	\$0	\$0	\$0	NaN	
Sales and Services	\$186,170	\$11,790	\$52,229	\$0	\$133,941	28%	
Total Revenue	\$1,849,059	\$55,087	\$1,012,725	\$0	\$836,333	55%	

Expenditures by Department							
Bookstore(retiree)	0	0	0	0	\$0	NaN	
Student Housing	57,691	1,786	8,358	0	\$49,333	14%	
Food Service	413,348	27,335	220,760	0	\$192,588	53%	
Print Shop	117,096	13,440	41,169	55,172	\$20,755	35%	
Special Event	0	0	0	0	\$0	NaN	
Athletics General	121,835	4,349	35,895	1,341	\$84,599	29%	
Baseball	503,338	47,220	218,790	2,296	\$282,253	43%	
Softball	419,851	31,831	223,465	314	\$196,072	53%	
General Institutional	215,900	10,080	40,338	33,065	\$142,497	19%	
Transfer to Construction	0	0	0	0	\$0	NaN	
Expenditures Total	1,849,059	136,042	788,775	92,187.83	\$968,096	43%	

**Auxiliary fund
as of January 31, 2025**

Expenditures by Type									
General Operating	263,540	14,478	78,786	37,957	146,796.34	30%			
Contracted Services	547,444	36,262	255,727	51,671	240,046.23	47%			
Travel	151,080	2,206	35,019	0	116,060.75	23%			
Equipment	71,000	14,623	50,118	2,560	18,321.54	71%			
Special Event	0	0	0	0	0.00	NaN			
Transfer to Scholars...	25,000	0	0	0	25,000.00	0%			
Transfer to Construction	0	0	0	0	0.00	NaN			
Scholarships	432,296	41,875	235,788	0	196,507.53	55%			
Salaries & Stipends	279,557	20,782	104,220	0	175,337.50	37%			
Staff Benefits	79,142	5,815	29,115	0	50,026.53	37%			
Expenditures Total	1,849,059	136,042	788,775	92,187.83	968,096.42	43%			

**Student Service Fund
as of January 31, 2025**

January 31, 2025	Current year		Current year		Current ...		Current year		Current year	
	Budget	(MTD) Actual	January	(YTD) Act...	Encumbr...	2025	Remaining	2025	% Expended	2025
Revenue by State Classification										
Interfund Appropriations	\$62,269	\$5,173		\$61,114	\$0	\$0	\$1,155		98%	
Fund Balance Transfer	\$0	\$0		\$0	\$0	\$0	\$0		NaN	
Total Revenue	\$62,269	\$5,173		\$61,114	\$0	\$0	\$1,155		98%	

Expenditures by Department

Student Activities	31,950	465		9,015	2,062		\$20,873		28%	
Student Government	27,719	3,097		13,588	9,858		\$4,274		49%	
Phi Theta Kappa	2,600	0		0	0		\$2,600		0%	
Expenditures Total	62,269	3,562		22,603	11,919		\$27,747		36%	

Expenditures by Type

General Operating	32,459	740		9,256	5,794		17,409		29%	
Contracted Services	0	0		0	0		0			
Travel	19,810	2,822		4,822	0		14,988		24%	
Equipment	0	0		6,125	6,125		(12,250)		Infinity	
Scholarships	0	0		0	0		0			
Salaries & Stipends	10,000	0		2,400	0		7,600			
Staff Benefits	0	0		0	0		0			
Expenditures Total	62,269	3,562		22,603	11,919		27,747		36%	

GALVESTON COLLEGE
Construction\Capital Project fund
as of January 31, 2025

	Current year Budget 2025	Current year (MTD) Actual January	Current year (YTD) Actual 2025	Current year Encumbrances 2025	Current year Remaining 2025
January 31, 2025					
Fund 71					
Revenue 2025					
Fund Balance Transfer	10,753,540	0	0	0	10,753,540
Total Revenue	10,753,540	0	0	0	10,753,540

Expenditures

2nd floor Northern Remodel , Library (testing) and FA-207 Black Box Projects

Facility Construction	2,356,400	49,224	555,328	293,026	1,508,046
Equipment	400,000	0	0	4,785	395,215
Furniture	400,000	0	0	342,151	57,849
Contingency	235,640	0	0	0	235,640
Architectural & Engineering fees	212,000	2,000	12,000	52,875	147,125
Expenditures Total	3,604,040	51,224	567,328	692,837	147,125

Softball field

Softball Field-Construction	1,500,000	0	0	0	1,500,000
Softball Field- Architectural and Engineering fees	150,000	0	0	0	150,000
Expenditures Total	1,650,000	0	0	0	0

Electrical Transformer Upgrade

Electrical Transformer Upgrade- Construction	1,835,000	178,704	595,571	384,959	854,470
Electrical Transformer Upgrade- Archit, and Engin.	48,000	1,080	3,240	50,640	(5,880)
Electrical Transformer Upgrade- Contingency	75,000	0	0	0	75,000
Expenditures Total	1,958,000	179,784	598,811	435,599	923,590

GALVESTON COLLEGE
Construction\Capital Project fund
as of January 31, 2025

	Current year	Current year	Current year	Current year	Current year	Current year
	Budget 2025	(MTD) Actual January	(YTD) Actual 2025	Encumbrances 2025	Remaining 2025	
Student Housing						
Facility Construction	1,500,000	0	0	0	0	1,500,000
Equipment	150,000	0	0	0	0	150,000
Furniture	150,000	0	0	0	0	150,000
Contingency	300,000	0	0	0	0	300,000
Architectural & Engineering fees	150,000	0	3,750	0	0	146,250
Expenditures Total	2,250,000	0	3,750	0	0	2,246,250
Gym Roof and Floor						
Construction	765,000	0	0	0	0	765,000
Architectural and Engineering fees	76,500	0	0	0	0	76,500
Expenditures Total	841,500	0	0	0	0	2,224,835
Future Expansion						
Land\Bldg Acquisition	450,000	418,571	418,571	0	0	31,429
Project Grand Total	10,753,540	649,579	1,588,461	1,128,435	5,573,229	

GALVESTON COLLEGE
Construction/Capital Project fund
as of January 31, 2025

	Current year Budget 2025	Current year (MTD) Actual January	Current year (YTD) Actual 2025	Current year Encumbrances 2025	Current year Remaining 2025
--	-----------------------------	---	--------------------------------------	--------------------------------------	-----------------------------------

January 31, 2025

Nursing Health Science Building

Revenue

Bond Proceeds	2,094,367	(2,000)	21,324	0	2,073,043
Transfer Bond Reserve interest	131,348	0	0	0	131,348
Total Revenue	2,225,715	(2,000)	21,324	0	2,204,391

Expenditures

Contingency-Owner	250,000	0	0	0	250,000
Furniture/Equip- Capital	286,953	(11,200)	9,267	(20,443)	298,130
Facility Construction	1,639,112	9,200	9,200	0	1,629,912
Arch and Engr Fees	49,650	0	2,857	0	46,793

Expenditures Total

	2,225,715	(2,000)	21,324	(20,443)	2,224,835
--	-----------	---------	--------	----------	-----------

Fund Revenue Total

	12,979,255	(2,000)	21,324		12,957,931
--	------------	---------	--------	--	------------

Fund Expenditures Total

	12,979,255	647,579	1,609,784	1,107,992	10,261,479
--	------------	---------	-----------	-----------	------------

Fund 71 total

	(649,579)				
--	-----------	--	--	--	--

GALVESTON COLLEGE
Construction\Capital Project fund
as of January 31, 2025

January 31, 2025

	Current year Budget 2025	Current year (MTD) Actual January	Current year (YTD) Actual 2025	Current year Encumbrances 2025	Current year Remaining 2025
--	--------------------------------	---	--------------------------------------	--------------------------------------	-----------------------------------

Capital Projects Fund 72

Revenue					
Transfer from fund 11	1,000,000	0	0	0	1,000,000
Total Revenue	1,000,000	0	0	0	1,000,000

Expenditures

IT Equipment	535,400	341	82,425	9,665	443,310
Contracted Services (CE program)	33,000	0	0	0	33,000
Media Equipment	2,100	0	0	0	2,100
Expenditures Total	570,500	341	82,425	9,665	478,410

63

Instructional

Nuclear Medine Classroom	15,000	0	0	0	15,000
Expenditures Total	15,000	0	0	0	15,000

Facilities

Master Plan Archit. & Eng. fees	150,000	0	0	0	150,000
Culinary N-119 Dinning Area	15,000	0	0	0	15,000
Expenditures Total	165,000	0	0	0	165,000

Salary Study

Salary Study	50,000	0	0	42,500	7,500
Expenditures Total	50,000	0	0	42,500	7,500

Score Board

Score Board	40,000	39,614	39,614	0	386
Expenditures Total	40,000	39,614	39,614	0	386

GALVESTON COLLEGE
Construction\Capital Project fund
as of January 31, 2025

	Current year	Current year	Current year	Current year	Current year	Current year
	Budget (MTD) Actual	(YTD) Actual	Encumbrances	Actual	Encumbrances	Remaining
January 31, 2025	2025	2025	2025	2025	2025	2025
Student service						
New- CRM Software	100,000	0	77,994	0	0	22,006
Expenditures Total	100,000	0	77,994	0	0	22,006
Student Life						
E-Sport initial setup	30,000	0	0	0	0	30,000
Expenditures Total	30,000	0	0	0	0	30,000
Virtual Reality\Immersive Tech						
	29,500	0	0	0	0	29,500
Expenditures Total	29,500	0	0	0	0	29,500
<hr/>						
Fund Revenue Total	1,000,000	0	0	0	0	1,000,000
Fund Expenditures Total	1,000,000	39,955	200,033	52,165	799,967	
Fund 72 total	0	(39,955)	(200,033)			

GALVESTON COLLEGE
Bond Funds 51, 52, 53

	Current year Budget 2025	Current (MTD) Actual January 2025	Current year (YTD) Actual 2025	Current year Encumbran... 2025	Current year Remaining 2025	Current year % Expended 2025	Prior Year % Expe... 2024
--	--------------------------	-----------------------------------	--------------------------------	--------------------------------	-----------------------------	------------------------------	---------------------------

Fund 51 Revenue-Bond Payment

Revenue							
Transfer from E&G	1,862,900	0	548,700	0	1,314,200	29.5%	
Interest income-Bond	0	6,432	38,854	0	(38,854)	Infinity	
Revenue Total	1,862,900	6,432	587,554	0	1,275,346	31.5%	
Expenses							
Transfers to Bond Reserve (N/A)	0	0	0	0	0		
Transfer to Interest and sinking	1,862,900	0	101,508	0	1,761,392	5.4%	
Expenditures Total	1,862,900	0	101,508	0	1,761,392	5.4%	

fund 52 Bond Interest and Sinking Fund

Transfer from Bond Revenue Fd 51	1,862,900	0	101,508	0	1,761,392	5.4%	
Total Fund Revenue	1,862,900	0	101,508	0	1,761,392	5.4%	
Expenses							
Admin Fees\Professional Service	500	0	0	0	500	0.0%	
Bond Redemption Principal	765,000	0	0	0	765,000	0.0%	
Bond Redemption Interest	1,097,400	0	101,508	0	995,892	9.2%	
Expenditures Total	1,862,400	0	101,508	0	1,760,892	5.5%	

fund 53 Bond Reserve

Transfers from Bond Revenue	0	0	0	0	0	NaN	
Interest income-Reserve	72,000	7,725	41,047	0	30,953	57.0%	
Revenue Total	72,000	7,725	41,047	0	0		
Expenses							
Transfer to Construction	72,000	0	0	0	72,000	0.0%	
Expenditures Total	72,000	0	0	0	72,000	0.0%	

Consideration of Consent Agenda

The consent agenda format is an organization process for meetings that allows the governing board to focus its time and attention on action items that require more elaboration, information, and/or discussion. The intent of the consent agenda is to support efficiency and effectiveness of the meeting.

A roll call of individual action items will determine the consent agenda. If a Regent has a question or plans to cast a negative vote regarding a specific recommendation, then the Regent(s) need to acknowledge their intention to the Chairperson by show of hand during the roll call. This action item will be considered in the regular order of business as an individual action item.

Those action items that the Regents plan to approve without further question or discussion will be placed on the consent agenda during roll call of individual action items. Upon the creation of the consent agenda, a motion, a second to the motion, and unanimous approval of the Board of Regents is needed to approve the action items. Upon approval of the consent agenda, the Board of Regents will proceed with the remainder of the agenda.

Tally of
Action Items:

	Consent <u>Agenda</u>	President Recommended <u>Separate Action</u>	Board Separate <u>Action</u>	Page #
#1 - Consider Approval of Proposals for Comprehensive Digital Marketing Services	_____	_____	_____	43
#2 - Consider Approval of Proposal to Purchase Furniture for Communications and Marketing	_____	_____	_____	58
#3 – Consider Approval of Proposal to Purchase Additional Desktop Computers for the Library Backfill Renovation Project	_____	_____	_____	59
#4 – Consider Approval of Proposal to Purchase Laptop Computers for the Fiscal Year 2025 Faculty and Staff Refresh	_____	_____	_____	60
#5 – Consider Approval of Proposal to Purchase Software and A/V Equipment for Nursing Simulation Lab	_____	_____	_____	61
#6 – Consider Approval of Proposal to Purchase Hardware and Installation Services for Audio Reinforcement in the Health Science Education Center (HSEC) Classrooms	_____	_____	_____	62
#7 – Consider Approval to Offer Magnetic Resonance Imaging Program (Associate of Applied Science Degree)	_____	_____ ✓	_____	63
#8 – Consider Adoption of Resolution of Support for Continued Investment in the Dynamic Community College Funding Model	_____	_____ ✓	_____	65
#9 – Consider Ratifying Appointment of Full-time Instructors	_____	_____	_____	69

Consider Approval of Proposals for Comprehensive Digital Marketing Services

A Request for Proposals for Comprehensive Digital Marketing Services, was sent to twenty-eight (28) vendors and was advertised in the local newspaper, nine responses were received with one not complete. The bids are available for Board review, if desired.

Galveston College implements a comprehensive digital marketing enrollment campaign throughout the fiscal year. Target audiences include traditional high school students, adults returning to school, parents and the community. Advertising goals range from generation leads and driving registration to branding. The vendors will provide comprehensive digital advertising, monitoring and reporting services.

Staff is requesting Board Approval to award Advertising Service Agreement contracts to Clarus/Carnegie, 210 Littleton Road, Suite 100, Westford, MA, for digital advertising and SNI Digital Agency (Galveston County Daily News), 5701 Woodway Dr, Houston, Texas, for social media advertising, these vendors were the most cost effective / affordable options with a demonstrated mix of digital and social media advertising experience, including higher education.

The contracts will be used for various campaigns throughout the year. The cost is calculated by the campaign strategy and will not exceed \$120,000. Staff will notify the Board of Regents if expenditures exceed this approved amount

The source of funding for Comprehensive Digital Marketing Services is the Marketing and Communication budget (Education and General Fund).

Comprehensive Marketing Services
RFP # 24-09-122

Description	Clarus/Carnegie Dartlet,LLS 210 Littleton Road, Suite 100 Westford, Ma	SNI Digital Agency/GDN 5701 Woodway Dr Houston, Texas	IHeart Media 20880 Stone Oak Pkwy San Antonio, Texas	EPicosity 300 N Main Avenue Sioux Fall, SD
Negotiated Summer Campagne	29,785.36			
Base bid 3 months			35,000.00	169,750.00
Base bid 6 month				
Negotiated 7 months		35,000.00		
Ranking	67	63	60	55
			30% management fee for certain type of ads	

Description	Audacy Houston 24 Greenway Plaza Suite 1900 Houston, Texas	KHOU 11 Tegna 5718 Westheimer Rd Suite 311 Houston, Texas	NBC Universal LLC Telemundo 1235 North Loop west, Suite 125 Houston, Texas	Spectrum Reach 1320 S. University Dr Suite 814 Fort Worth, Texas
	Pricing varies on varies based on site traffic, high cost, solely Houston market	Did not meet all GC needs	Only covers TV video	Did not complete proposal
TV Video ads			78,000 per year	
Base bid 3 months				
Base bid 6 month	No cost listed	No cost listed		215,410.00
Ranking	48	30	31	14
Description	Television Univision			
	Bid incomplete			
Base bid 3 months				
Base bid 6 month				
Ranking				

Pricing was for various services, not all services GC requested were offered by all vendors. A spreadsheet is available for all pricing if desired.



Galveston College
 4015 Avenue Q.
 Galveston, TX, USA
Customer ID: GalvestTX11568

Authorizing Contact: Ed Chrnko Salas
Title: Director of Marketing & Communications
Phone: (409) 944-1302
Email: echrnko@gc.edu

Billing Contact: Ed Chrnko Salas
Title: Director of Marketing & Communications
Phone: (409) 944-1302
Email: echrnko@gc.edu

Carnegie Contact: Kristy Phillips
Phone: 661-304-0884
Email: kphillips@carnegiehighered.com
CarnegieHigherEd.com

Billing Terms:

Billing will be made on a monthly basis for all activity in a given month unless the campaign is live for 31 days or less, in which case one invoice will be sent at the conclusion of the campaign. Expenses will be billed separately, as they are incurred. Billing terms are net 30.

Service	Start Date	End Date	Term (Months)	Monthly Amount	Item Total
2025-02 Retargeting					
Site Retargeting - Display Tactic Ads Capture the device IDs of individuals in the College's service area who visit the College's website to retarget them with display banner ads. Pixel placement required.	04/01/25	08/17/25	4.5	\$1,000.00	\$4,500.00
2025-03 High School					
Display T1: Geofencing Addresses - Class of 2025 - Display Tactic Ads Target addresses from the College's list of high school seniors to capture IDs and serve ads using display banner creative. Estimated list: 4,320. For the purchased list, the client will receive a copy.	04/01/25	05/31/25	2	\$2,629.93	\$5,259.86
List Purchase Purchase of a list of high school seniors in the service area for use in a campaign with addressable geofencing. Estimated list: 4,320.			1	\$1,225.50	\$1,225.50
2025-04 Adults					
Display T1: Audience Builder - Adults - Display Tactic Ads Target individual homes in the College's service area with English-speaking individuals aged 18 to 54, with a high school education, and a household income (HHI) below \$45k. Serve ads using display banner creative. Curated under '2025-04 Adults.' Estimated audience size: 4,424. T2: Keywords - Education - Display Tactic Ads Capture device IDs of individuals in the College's service area searching online for terms related to the campaign and serve ads using display banner creative. A list of recommended keywords will be provided by CLARUS, including terms such as "Education + Continuing Education" and "Education + Higher Education + College."	06/01/25	08/17/25	2.5	\$2,800.00	\$7,000.00

Service	Start Date	End Date	Term (Months)	Monthly Amount	Item Total
Video Delivery of programmatic video ads served via geofencing, search, or site retargeting tactics to reach individuals using targeted behavioral and demographic characteristics that match the target audience in the College's service area. T1: Audience Builder - Adults - Video Tactic Ads T2: Keywords - Education - Video Tactic Ads	06/01/25	08/17/25	2.5	\$1,200.00	\$3,000.00
2024-05 Spanish Speakers					
Display T1: Audience Builder - Spanish-Speakers - Display Tactic Ads Target individual homes in the College's service area with Spanish-speaking individuals aged 18 to 34 who are high school graduates. Serve ads using display banner creative. Curated under '2024-05 Spanish-Speakers.' Estimated audience size: 3,109.	06/01/25	07/31/25	2	\$1,900.00	\$3,800.00
Spotify Delivery of 15- or 30-second streaming audio ads to reach individuals using targeted behavioral and demographic characteristics matching the target audience in the College's service area. Target Audience: Ages 18 to 54; Spanish-Speakers.	06/01/25	07/31/25	2	\$600.00	\$1,200.00
2025-06 Funnel					
Display T1: Geofencing Addresses - Current Students - Display Tactic Ads Target addresses from the College's current student list to capture IDs and serve ads using display banner creative. Estimated list: 1,600. T2: Geofencing Addresses - Applicants - Display Tactic Ads Target addresses from the College's applicant list to capture IDs and serve ads using display banner creative. Estimated list: 1,000. T3: Geofencing Addresses - Stopouts - Display Tactic Ads Target addresses from the College's stopout list to capture IDs and serve ads using display banner creative. Estimated list: 500.	06/15/25	08/17/25	2	\$1,900.00	\$3,800.00

Signature and Date:	Total: \$29,785.36
----------------------------	---------------------------

As agent for the above school I have read and agree to the terms and conditions available here:

* This is not an invoice

<https://www.carnegiehighered.com/contract-terms-and-conditions/>

Sign and return this form to: contracts@carnegiehighered.com or directly to your Carnegie Contact listed above.



Galveston College RFP Social

January 31, 2025

Young Achievers (Y2)



Online Attitudes

- Frequents the App store to see what's new and wants to impress others with his electronics.
- Likes to follow influencers on social media. Is more likely to purchase products advertised on social media, and uses social media to meet new friends get into VIP or Members Only events.
- Finds online ads amusing, celebrity endorsement may Influence purchases, and will change products based on novelty or variety.

DEMOGRAPHICS

Age: 18-49

Median Income: \$47k

Family: Single, Widowed or Divorced with and without children

Education: High School Graduate or Less, and Some College

50% Spend 1 -4 hours a day on social media

62% Spend 10+ hours on the internet a week

MEDIA ENGAGEMENT

Media Type (Y2)	Target %	Index
Browse the Internet	93.4%	101
Targeted Display	92.7%	100
Mobile/Email	89.2%	104
Online News	87.0%	99
Search	86.3%	101
Facebook	73.4%	102
Stream TV	69.7%	105
YouTube TrueView	62.6%	117
Stream Audio	62.2%	106 ⁴⁵
Online Reviews	54.9%	97
Instagram	51.2%	118
Radio	39.5%	99
Newspaper Print	37.0%	92
Pinterest	26.6%	107
Twitter	28.8%	112
Podcast	29.6%	111
Snapchat	22.9%	130
TikTok	31.1%	122
LinkedIn	20.7%	91
Direct Mail	21.3%	88
Cable TV	13.3%	67
Out of Home (OOH)	15.1%	103
Broadcast TV	12.0%	73

Mid/Low Income (Y2+Y3)



DEMOGRAPHICS

Age: 21-54

Median Income: \$39k

Family: Not married with or without children in the home

Education: High school graduate or less, or some college

Online Attitudes

- Mobile internet relaxes them, and puts them in a good mood. They find it entertaining, and the mobile internet keeps them up-to-date with the latest styles and trends.
- They enjoy following influencers on social media, They enjoy connecting and supporting their favorite brands/companies, uses social to meet new friends. They are also more likely to purchase a product from social media.
- Finds internet ads amusing and it's a good escape, although they feel as though internet ads are all alike.

48% Spend 1 -4 hours a day on social media

45% Spend 10+ hours on the internet a week

MEDIA ENGAGEMENT

Media Type (Y2 &Y3)	Target %	Index
Browse the Internet	90.3%	97
Targeted Display	89.3%	97
Mobile/Email	84.8%	99
Online News	83.5%	95
Search	82.4%	97
Facebook	71.8%	100
Stream TV	63.2%	95
YouTube TrueView	58.1%	108
Streaming Audio	56.7%	96
Online Reviews	49.6%	87
Instagram	47.1%	108
Radio	39.1%	97
Newspaper Print	38.1%	95
TikTok	29.1%	114
Twitter	26.5%	103
Podcast	24.9%	93
Direct Mail	24.6%	101
Pinterest	24.5%	99
Snapchat	21.2%	120
LinkedIn	17.4%	77
Cable TV	15.9%	80
Out of Home (OOH)	14.8%	98
Broadcast TV	13.6%	83

Striving Singles (Y3)



Online Attitudes

- Always checks the App store to see what's new, and they want others to be wowed by their electronics.
- Likes to connect on social media to meet new friends, and finds that social media improves their lives.
- Celebrity endorsements may influence their purchases, and they use social media to gain access to VIP or Members Only events.
- Feels ads on mobile phones are amusing and they like to change brands often for novelty or variety.

DEMOGRAPHICS

Age: 21-54

Median Income: \$36k

Family: Not married and mostly with children in the home.

Education: High School graduate or less.

47% Spend 1 -4 hours a day on social media

40% Spend 10+ hours on the internet a week

MEDIA ENGAGEMENT

Media Type (Y3)	Target %	Index
Browse the Internet	88.4%	95
Targeted Display	87.3%	95
Mobile/Email	82.2%	96
Online News	81.5%	93
Search	80.0%	94
Facebook	70.9%	99
Stream TV	59.4%	90
YouTube TrueView	55.4%	103
Streaming Audio	53.5%	91
Online Reviews	46.5%	82
Instagram	44.7%	103
Newspaper Print	38.8%	97
Radio	38.8%	97
TikTok	27.9%	110
Direct Mail	26.5%	109
Twitter	25.2%	97
Pinterest	23.3%	94
Podcast	22.0%	83
Snapchat	20.2%	115
Cable TV	17.4%	87
LinkedIn	15.4%	68
Broadcast TV	14.6%	88
Out of Home (OOH)	14.4%	95

WHY?

Make a big impact on your target audience with commercials displayed on their connected TV, desktop, mobile, and tablet devices.

HOW?

Over The Top Advertising allows you to expand the reach of your traditional TV commercial by running it as a digital video across internet-enabled devices. The videos play while users watch their desired content, giving viewers an experience that's similar to watching a traditional TV commercial.

DID YOU KNOW?





















The average OTT user streams **more than two hours** of content every day



CTV/OTT NETWORKS



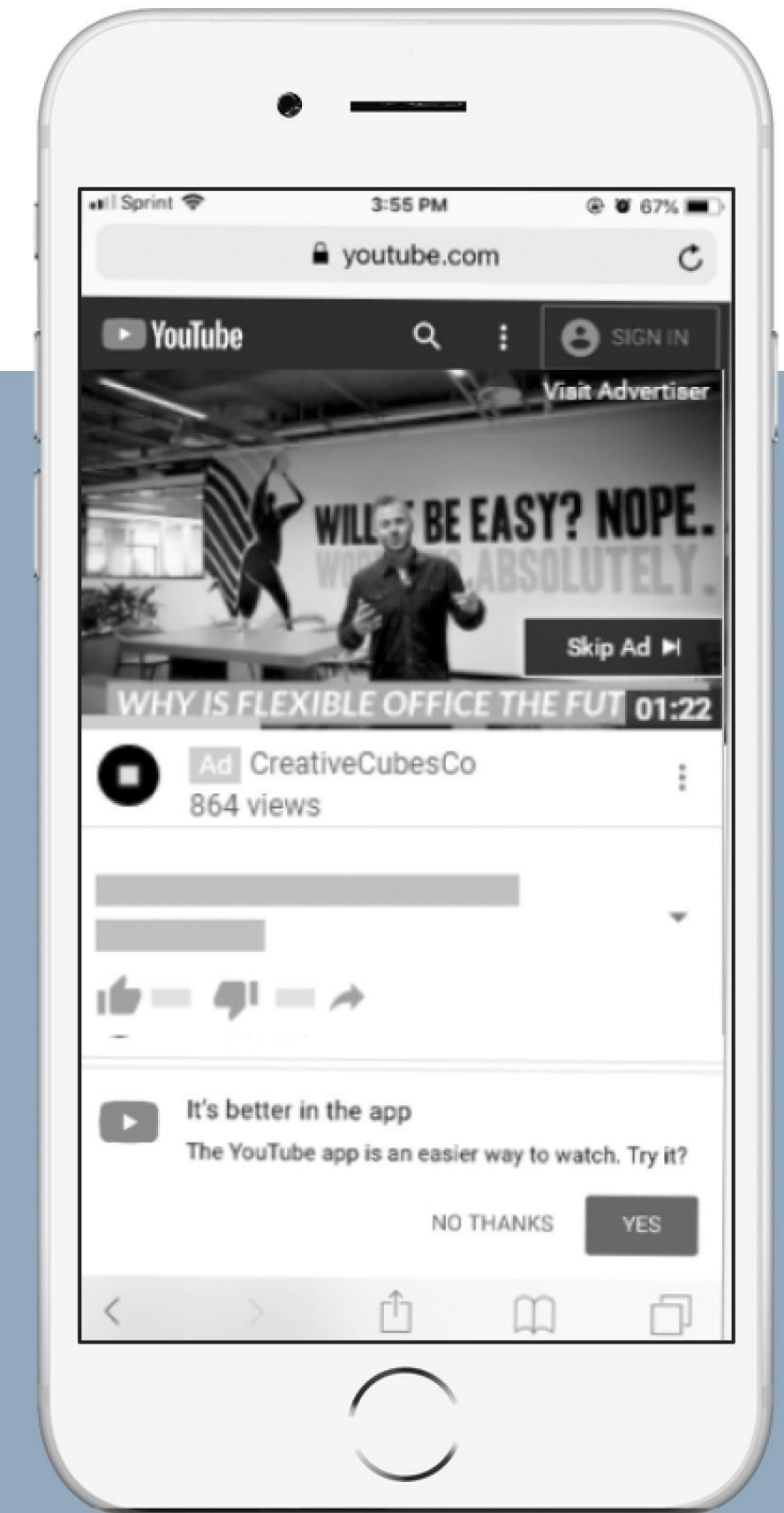
Deliver your ads to the right users by serving on the networks that match the target audience based on your interest and demographic selections.

Bloomberg	Fox Business	CNBC	ESPNU	Pac-12 Network	Cartoon Network	Nickelodeon	Disney	Fox Now	FX
									
HGTV	TNT	Adult Swim	ABC	ESPN	Fox News	Bravo	National Geographic	History	Science Channel
									

YOUTUBE TRUEVIEW

TrueView ads differ from traditional pre-roll video ads because they allow viewers to skip ads after 5 seconds, which means that it only counts as a view when it's watched to completion or for 30 seconds, whichever comes first, or if the video is clicked on.

- YouTube TrueView video ads run as In-stream ads that play before or during another video from a YouTube partner.
- Viewers see five seconds of the video, and then have the choice to keep watching or skip it.
- Views only count towards the advertising budget when the video is watched through to completion.
- Viewers see videos that interest them, and can be targeted by geography, demographics, topics, and user interests.
- Videos can be 15 – 60 seconds (or longer).



WHAT IS SOCIAL?



TARGETING

Target users based on their location, demographic, and interests.

Retarget website visitors and Facebook page visitors.

GOOD

61% OF OPPORTUNITY 684 - 2,240 CLICKS PER MONTH

BETTER

61% OF OPPORTUNITY 684 - 2,240 CLICKS PER MONTH

*Please note: Results are estimates based on Social insights for your budget and targeting criteria. Your actual results may be higher or lower than this estimate.

TARGET INTERESTS

Business & Industrial

Computers & Electronics

Education

Finance

Reference

7 MONTHS

SOCIAL ADS

684 - 2240 Clicks per Month

\$2,000/month

YOUTUBE

9,091 YouTube Views Per Month

\$2,000/month

OTT

17,241 Impressions Per Month

\$1,000/month

RECURRING TOTAL

\$5,000/month

Advertiser: Galveston College

Provider: Michelle Robinson

Terms: This is a binding agreement between advertiser and provider that automatically renews monthly unless a specific end-date is specified above. This agreement can be modified or canceled by either party with thirty-day written notice.

ADVERTISER SIGNATURE

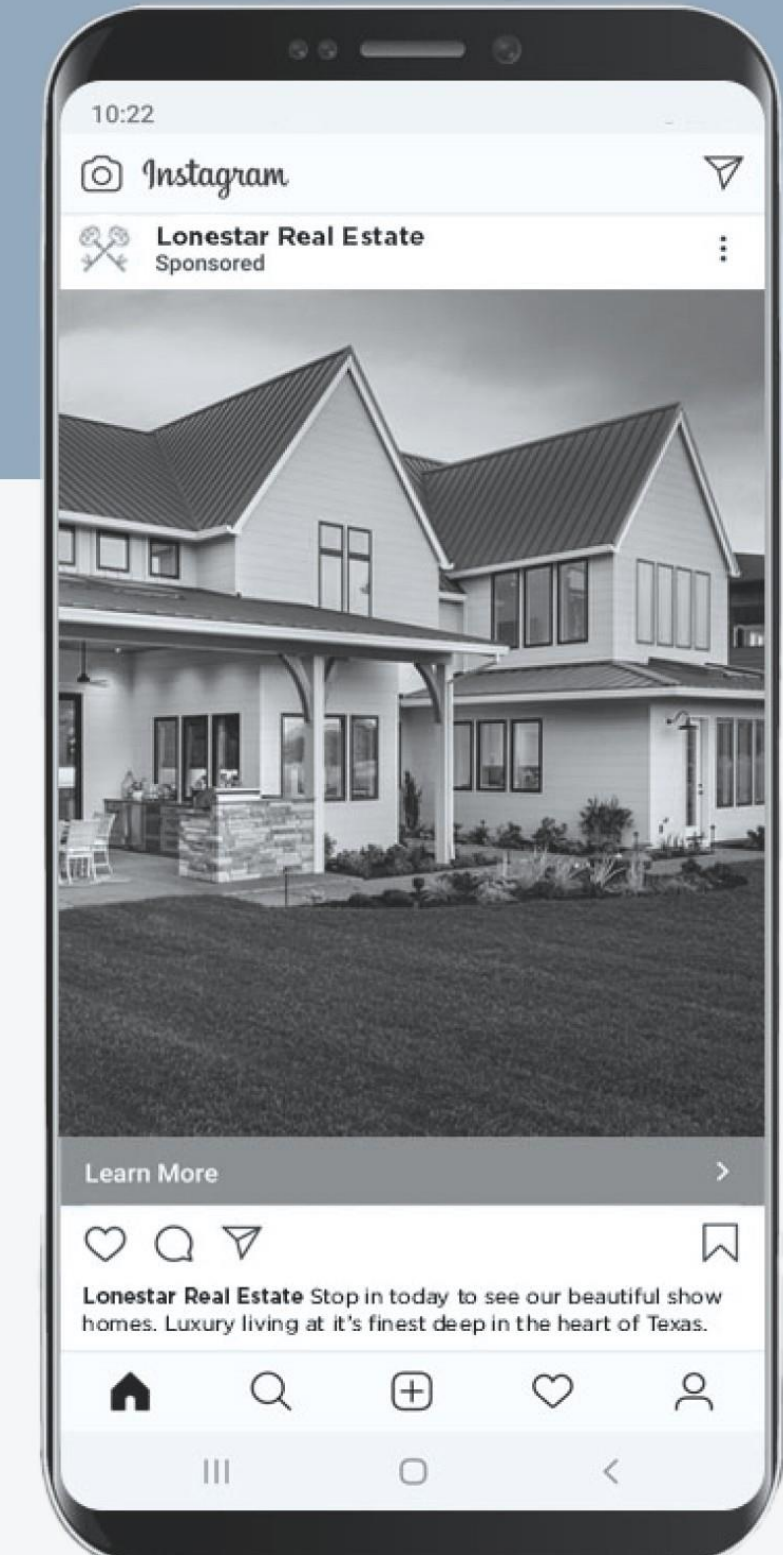
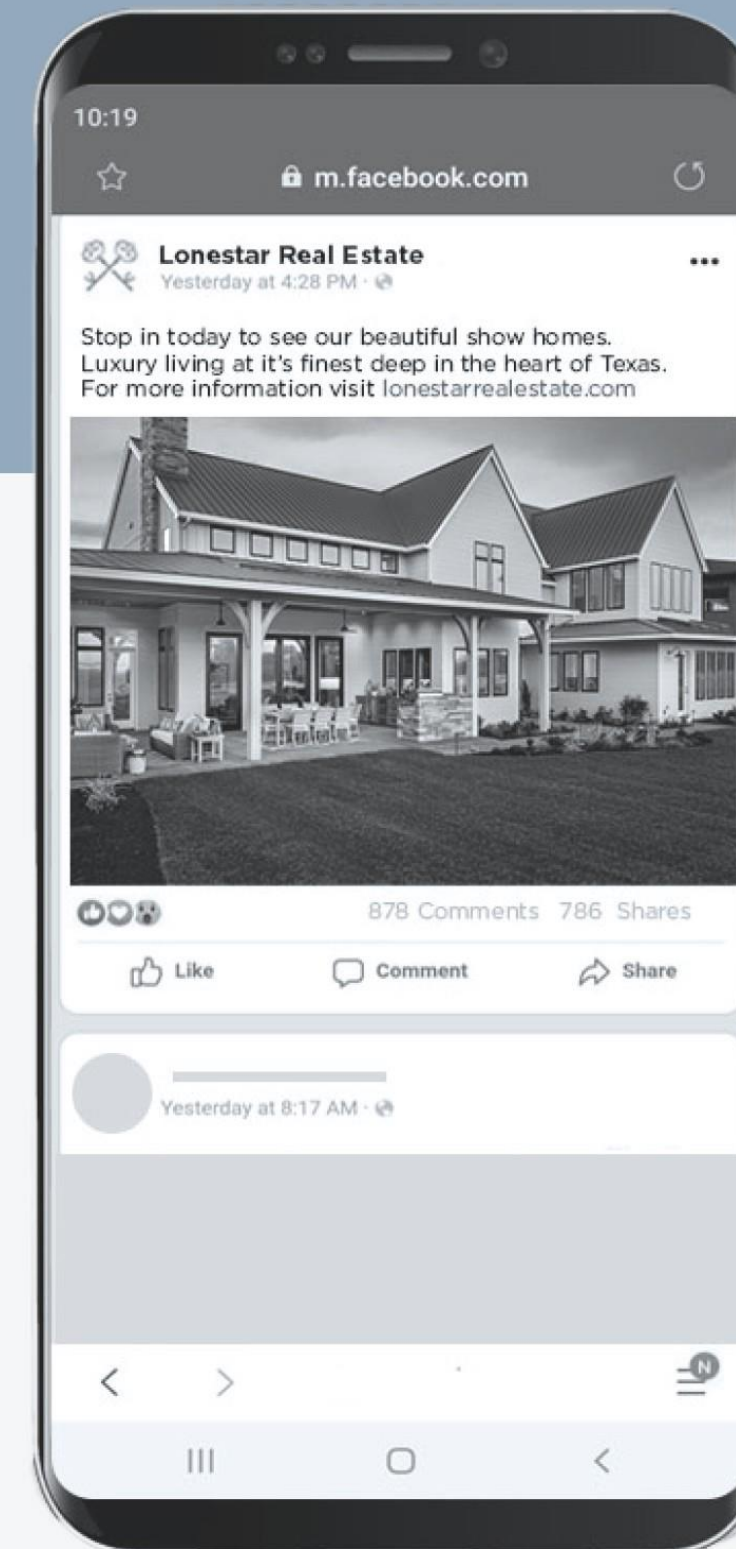
DATE

WHY?

Build your brand's appearance online and entice your target audience to seek-out information through/with Facebook Audience Targeting.

HOW?

Audience targeting on Facebook, Instagram, and Messenger allows you to reach your ideal customer, utilizing data segments such as demographic information, lifestyle interests, and shopping behaviors; and then serve your ads to them when they access Facebook, Instagram, or Messenger across all their devices.



Consider Approval of Proposal to Purchase Office Furniture for Communications and Marketing

Staff requests approval of this proposal to purchase office furniture for offices in the Communications and Marketing Department. McCoy Rockford Commercial Interiors (E&I Contract # 21Z00987), will fill the order, which is priced at \$6,603.27. The source of the funding is the Education and General Fund. The proposal is available for review upon request. A breakdown of the cost follows:

Vendor/Quotes	Item/Quotes	Funding Sources	Cost
McCoy Rockford E&I Contract No: 21Z00987	Office Furniture	Education and General Fund	\$6,603.27
Total:			\$6,603.27

Consider Approval of Proposal to Purchase Additional Desktop Computers for the Library Backfill Renovation Project

Staff requests approval of this proposal to purchase 24 additional computers needed for the library construction backfill project. All hardware will be acquired from Dell EMC (DIR Contract No. DIR-TSO-3763) and the total cost of purchase is \$37,354.80. The source of the funding is the Construction Fund. A breakdown of the cost along with equipment specifications follows:

- Additional Library Lab All in One (AiO) Computers:
 - Model: Dell OptiPlex AiO 7420
 - CPU: Intel i7 14th Generation 20 Core CPU rated up to 5.4GHz
 - Memory: 16 Gigabytes
 - Hard Drive: 1 Terabyte Non-Volatile Memory Solid State Hard Drive
 - Built-In Screen Size: 24”

All devices come with a 5-year warranty.

Vendor/Quotes	Item/Quotes	Funding Sources	Cost
Dell EMC Contract No: DIR-TSO-3763	3000185233490.1 Library Lab PCs	Construction Fund	\$37,354.80
Total:			\$37,354.80

Consider Approval of Proposal to Purchase Laptop Computers
for the Fiscal Year 2025 Faculty and Staff Refresh

Staff requests approval of this proposal to purchase 180 new laptop computers for the titular FY25 Faculty and Staff Refresh. All hardware will be acquired from Dell EMC (DIR Contract No. DIR-TSO-3763) and the total cost of purchase is \$378,140.40. The source of the funding is the Capital Equipment Fund. A breakdown of the cost along with equipment specifications follows:

- Laptop Computers:
 - Model: Dell Mobile Precision Workstation 3590
 - CPU: Intel Core Ultra 7 Generation 16 Core CPU rated up to 4.8GHz
 - Memory: 16 Gigabytes
 - Hard Drive: 1 Terabyte Non-Volatile Memory Solid State Hard Drive
 - Built-In Screen Size: 15.6” Touch Screen

All devices come with two 24” monitors, carrying case, wireless keyboard and mouse combo, webcam, and docking station. All equipment includes a 5-year warranty.

Vendor/Quotes	Item/Quotes	Funding Sources	Cost
Dell EMC Contract No: DIR-TSO-3763	3000185251508.1 FY25 Faculty and Staff Refresh	Capital Equipment Fund	\$378,140.40
Total:			\$378,140.40

Consider Approval of Proposal to Purchase Software and A/V Equipment for Nursing Simulation lab

Staff requests Board approval to purchase Laerdal SimCapture audio-visual (AV) recording cameras and software (TX Buy-Board # 704-23), including installation in the simulation lab HS 238 rooms A-F. Additionally, staff is requesting approval to purchase cabling and wiring (DIR-CPO-4781) and computers for the nursing sim lab workstations (TX DIR-TSO-3763) to support the infrastructure and simulation control room stations.

SimCapture software is used for simulation-based training and will enhance student nurse training, and improve debriefing feedback by providing synchronized audio, video, and simulator data. Moreover, it has the capability to streamline skills training rubrics, student performance, and track overall performance data outcomes that align with the nursing program. The cloud-based software also allows mobile recording that will promote student engagement and the facilitation of nursing skills. The Laerdal SimCapture will also provide face to face training with an impact manager to support staff training and capitalize on system features with simulation workflow. The A/V equipment enables recording and live streaming of multiple rooms with mounted cameras.

The total cost of this system will be \$186,456.15. The source of the funding will be the NSRP Grant and the Education and General Fund.

Program	Vendor	Item	Funding Source	Qty.	Unit Price	Totals
Associate Degree Nursing & Vocational Nursing	Laerdal Medical Corp 167 Myers Corners Rd Wappingers Falls, NY 12590 TX Buy-Board #704-23	SimCapture Enterprise Cloud Software and A/V equipment	NSRP Grant	1	\$159,338.25	\$159,338.25
Associate Degree Nursing & Vocational Nursing	TRIUMPH Cabling system, LLC 17130 DIR-CPO-4781	Cabling and wiring	Education and General Fund	1	\$20,792.84	\$20,792.84
Associate Degree Nursing & Vocational Nursing	Dell Technologies TX DIR-TSO-3763	Computers Nursing Sim Lab Control Room Workstations/ Nurse station	Education and General Fund	4	\$1,556.45	\$6,225.80
TOTAL						\$186,356.89

Consider Approval of Proposal to Purchase Hardware and
Installation Services for Audio Reinforcement in the Health Science Education Center
(HSEC) Classrooms

Staff requests approval of this proposal to purchase hardware and installation services for Audio Reinforcement in the classrooms of the Health Science Education Center (HSEC). All hardware and installation services will be acquired from vendor Datavox (TIPS Contract No. 230105) and the total cost of purchase is \$65,156.91.

The project encompasses Datavox adding a Vaddio Audio Visual (AV) Bridge to all classrooms so that the already installed microphone systems can be heard within the rooms as well as remote during distance learning engagements or other similarly fashioned meetings. The said microphone systems will be relocated from their hard-to-access locations such as ceilings and behind large interactive display units, to the lecterns outfitted to mount the equipment securely and for easier access.

The source of the funding is the Construction Fund, and the project includes a 5-year extended warranty. A breakdown of the cost follows:

Vendor/Quotes	Item/Quotes	Funding Sources	Cost
Datavox (Contract: TIPS 230105)	Quote DVXA-15458 – Audio Reinforcement for Classrooms	Construction Fund	\$65,156.91
Total:			\$65,156.91

Consider Approval to Offer Magnetic Resonance Imaging Program
(Associate of Applied Science Degree)

Staff is requesting Board approval to offer the Associate of Applied Science Degree in Magnetic Resonance Imaging (MRI) beginning the fall 2025 semester. Classes will be scheduled as a combination of face-to-face, hybrid, and online classes which will include lecture, lab, and clinicals. All face-to-face meetings will be held at the main campus. This program will prepare students for entry-level positions such as a MRI technologist.

Prerequisites									
Prefix	Number	Course Name	Course Type	Lecture/Wk Combination	Lab/Wk Combination	Total Lec hrs	Total Lab hrs	Total Semester Contact hrs	Total Semester Credit hrs
BIOL	2401	Anatomy & Physiology I	ACGM	3	3	48	48	96	4
MATH	1314	College Algebra	ACGM	3	1	48	16	64	3
PHYS	1401	College Physics	ACGM	3	3	48	48	96	4
Prerequisites Totals				9	7	144	112	256	11

1st Year									
Semester 1									
Prefix	Number	Course Name	Course Type	Lecture/Wk Combination	Lab/Wk Combination	Total Lec hrs	Total Lab hrs	Total Semester Contact hrs	Total Semester Credit hrs
ENGL	1301	Composition I	ACGM	3	0	48	0	48	3
MRIT	1170	MRI Safety	WECM	1	0	16	0	16	1
RADR	1303	Patient Care	WECM	3	0	48	0	48	3
MRIT	1271	Intro to MRI	WECM	2	0	32	0	32	2
1st Semester Totals				9	0	144	0	144	9

Semester 2									
Prefix	Number	Course Name	Course Type	Lecture/Wk Combination	Lab/Wk Combination	Total Lec hrs	Total Lab hrs	Total Semester Contact hrs	Total Semester Credit hrs
MRIT	1472	MRI Procedures	WECM	3	2	48	32	80	4
MRIT	2330	Principles of MRI Imaging	WECM	3	0	48	0	48	3
MRIT	2264	Clinical I (Degree Only)	WECM	0	8	0	128	128	2
RADR	2340	Sectional Anatomy for Medical Imaging	WECM	3	0	48	0	48	3
2nd Semester Totals				9	10	144	160	304	12

Summer Semester									
Prefix	Number	Course Name	Course Type	Lecture/Wk Combination	Lab/Wk Combination	Total Lec hrs	Total Lab hrs	Total Semester Contact hrs	Total Semester Credit hrs
MRIT	2334	MRI Equipment and Methodology	WECM	3	0	48	0	48	3
MRIT	2365	Clinical II (Degree Only)	WECM	0	16	0	256	256	3
Language, Philosophy and Arts Elective			ACGM	3	0	48	0	48	3
Summer Semester Totals				6	16	96	256	352	9

Consider Approval to Offer Magnetic Resonance Imaging Program
(Associate of Applied Science Degree)

2nd Year									
Semester 1									
Prefix	Number	Course Name	Course Type	Lecture/Wk Combination	Lab/Wk Combination	Total Lec hrs	Total Lab hrs	Total Semester Contact hrs	Total Semester Credit hrs
MRIT	1191	Special Topics in MRI (Pathology)	WECM	1	0	16	0	16	1
MRIT	2355	MRI Physics	WECM	3	0	48	0	48	3
MRIT	2562	Clinical III	WECM	0	20	0	320	320	5
PSYC	2301	General Psychology	ACGM	3	0	48	0	48	3
3rd Semester Totals				7	20	112	320	432	12

Semester 2									
Prefix	Number	Course Name	Course Type	Lecture/Wk Combination	Lab/Wk Combination	Total Lec hrs	Total Lab hrs	Total Semester Contact hrs	Total Semester Credit hrs
MRIT	1291	Special Topics in MRI (Registry Review)	WECM	2	0	32	0	32	2
MRIT	2563	Clinical IV	WECM	0	24	0	384	384	5
4th Semester Totals				2	24	32	384	416	7

GRAND TOTALS

Course Type	Lecture/Wk Combination	Lab/Wk Combination	Total Lecture hrs	Total Lab hrs	Total Semester Contact hrs	Total Semester Credit hrs
ACGM	18	7	288	112	400	20
WECM	24	70	384	1120	1504	40
GRAND TOTALS	42	77	672	1232	1904	60

Consider Adoption of Resolution of Support for Continued Investment in the Dynamic
Community College Funding Model

The attached resolution shows Galveston College's support for continued investment in the dynamic community college funding model, and is provided for Board discussion and consideration.

**RESOLUTION OF SUPPORT FOR CONTINUED INVESTMENT IN THE DYNAMIC
COMMUNITY COLLEGE FUNDING MODEL**

WHEREAS, the State of Texas has demonstrated its commitment to student success and workforce development through the implementation of the outcomes-based funding model established by House Bill 8 during the 88th Legislature,

WHEREAS this funding model represents a transformative approach to empowering community colleges to deliver measurable results in alignment with state workforce and educational goals,

WHEREAS, the funding model prioritizes student outcomes, including the attainment of credentials of value, dual credit opportunities, successful transfer to a four-year university, and support for economically disadvantaged students and adult learners,

WHEREAS, continued investment in this dynamic funding model will ensure Texas community colleges remain equipped to provide affordable, high-quality education that drives economic growth and mobility,

WHEREAS, Texas community colleges have requested support for formula funding recommendations made by the Texas Higher Education Coordinating Board for the FY 2026-2027 biennium, alongside a supplemental appropriations request for the current biennium to sustain progress and innovation,

WHEREAS, amendments to the state funding Performance Tier to include students transferring to private or independent institutions in Texas will strengthen student success pathways and acknowledge the key role these institutions play in the state's higher education and workforce development ecosystem,

NOW, THEREFORE, BE IT RESOLVED, the Board of Regents of Galveston College officially declares its support for:

1. Continued investment in the outcomes-based funding model established by House Bill 8.
2. Full funding for the supplemental appropriations request for the FY 2024-2025 biennium.
3. Formula funding recommendations for the FY 2026-2027 biennium as proposed by the Texas Higher Education Coordinating Board.
4. Amendments to the Performance Tier to include students who transfer to private or independent institutions of higher education in Texas.

BE IT FURTHER RESOLVED that this Resolution be included in the permanent minutes of this Board.

PASSED AND ADOPTED this 19th day of February, 2025.

Karen F. Flowers
Chairperson, Board of Regents
Galveston Community College District

ATTEST:

Michael B. Hughes
Secretary, Board of Regents
Galveston Community College District

Consider Ratifying Appointment of Full-time Instructor

It is recommended that the following individual be appointed to the position indicated and that the Board ratify the contractual appointment:

Christina Johnson Nursing Instructor, 9 months, Non-tenured track

An annual salary of \$63,454 will be prorated beginning February 10, 2025

Education: M.S. in Nursing, B.S. in Nursing, B.S. in Kinesiology

Experience: Galen College; AND & BSN Instructor, Chamberlain University; BSN Program Instructor, South Texas College; ADN Program Instructor, St. Luke's Episcopal Hospital; Registered Nurse, South Texas Health System; Nurse Practitioner