

**NOTICE OF REGULAR MEETING
GALVESTON COMMUNITY COLLEGE DISTRICT
BOARD OF REGENTS**

In compliance with the Open Meetings Act, Texas Government Code, Section 551.041, notice is hereby given that a Regular Meeting of the Galveston Community College District Board of Regents will be held on **Wednesday, August 12, 2020**, at 5:30 PM in Room M-220 Galveston College, 4015 Avenue Q, Galveston, Texas 77550.

The Board of Regents will gather in Room M-220 for refreshments prior to the Regular Meeting. Although a quorum may be present, no action will be taken by the Board at that time.

- AGENDA -

- I. Call to Order Regular Meeting**
- II. Moment of Silence and Pledge of Allegiance
- III. Certification of Posting Notice of Regular Meeting
- IV. Recognition of Guests
- V. Citizens Desiring to Appear Before the Board on Agenda and Non-agenda Items
(Please complete a request card prior to the start of the meeting. The Board Chairperson may limit the time of appearance before the Board to three minutes.)
- VI. Consider Approval of Minutes from Regular Meeting of June 10, 2020, Board Retreat / Special Meeting of June 25, 2020, and Budget Workshop and Special Meeting of August 5, 2020 *(Action Item)* 3
- VII. Informative Reports:
 - 1. Student Success Story *(Dr. W. Myles Shelton)* 23
 - 2. Monthly Financial Reports - June and July *(Mr. M. Jeff Engbrock)* 24
- VIII. Consideration of Consent Agenda 69
(The purpose of the consent agenda is to allow the Board to identify and approve action items which require no additional information or discussion and for which there is unanimous approval. Regents receive agenda materials in advance of the meeting to prepare for the business to be conducted.)
- IX. Action Items:
 - 1. Consider Approval of Policies Committee Recommendation Regarding the Adoption of Proposed Revisions to Board Policies: DH(LOCAL), DHA(LOCAL), DIAA(LOCAL), FFDA(LOCAL), FM(LOCAL), and FMA(LOCAL) 70
 - 2. Consider Approval of Proposed Salary Schedules, Part-time Classification and Compensation Schedule, Adjunct and Overload Pay, and Program Coordinator/Director and Division Director Stipends to be Effective September 1, 2020 75
 - 3. Consider Approval of Proposal for HVAC Service and Repair Annual Contract 80
 - 4. Consider Approval of Proposal to Purchase Equipment to Convert Various Rooms Into Video Streaming Lecture Studios 81
 - 5. Consider Approval of Payment to Renew Workers' Compensation Coverage Through Texas Association of School Boards (TASB) Risk Management Fund 83

6. Consider Approval of Payment to Renew Unemployment Coverage Through Texas Association of School Boards (TASB) Risk Management Fund	88
7. Consider Approval of Investment Firms	89
8. Consider Acceptance of U.S. Department of Education Title V Grant Award - Developing Hispanic-Serving Institutions (DHSI) Program for Project Year 2020-21	90
9. Consider Acceptance of Faculty Resignation	97
10. Consider Acceptance of Faculty Retirement	98
11. Consider Approval of Fiscal Year 2020-21 Regular Board Meeting Dates	99
12. Consider Adoption of Resolution of the Galveston Community College District Board of Regents Designating Galveston County Tax Assessor Collector as Officer to Calculate Tax Rate Information Required Under Texas Tax Code Section 26.04(c)	100
13. Consider Possible Action Regarding Board Vacancy	102
X. Special Reports and Comments:	
1. Student Representative	
2. Faculty Representative (<i>Ms. L. Janene Davison</i>)	
3. President (<i>Dr. W. Myles Shelton</i>)	
4. Regents	
5. Chairperson (<i>Ms. Karen F. Flowers</i>)	
XI. Adjournment	

The notice for this meeting was posted on August 6, 2020, in compliance with the Texas Open Meetings Act.

W. Myles Shelton, Ed.D., President

**MINUTES OF THE REGULAR MEETING OF THE BOARD OF REGENTS
GALVESTON COMMUNITY COLLEGE DISTRICT**

**4015 Avenue Q
Galveston, Texas 77550
Room M-220 – Moody Hall
June 10, 2020
5:30 p.m.**

At the Regular Meeting of the Galveston Community College District Board of Regents, duly held on Wednesday, June 10, 2020, in Room M-220 of Moody Hall, commencing at 5:30 p.m., the following Regents were present:

Ms. Karen F. Flowers, Chairperson
Mr. Fred D. Raschke, Vice Chairperson
Mr. Michael B. Hughes, Secretary
Mr. Armin Cantini
Mr. Carl E. Kelly
Mr. Raymond Lewis, Jr.
Ms. Mary R. Longoria
Mr. Carroll G. Sunseri
Ms. Rebecca Trout Unbehagen

Faculty and staff present included Dr. W. Myles Shelton, President, Ms. Carmen Allen, Ms. Veronica Atterberry, Mr. Michael Berberich, Mr. Ms. Carla Biggers, Dr. Laimutis Bytautas, Ms. L. Janene Davison, Mr. M. Jeff Engbrock, Ms. Carol Langston, Dr. Mary Jan Lantz, Dr. Cissy Matthews, Dr. Van Patterson, and Mr. Jason Smith.

- I. CALL TO ORDER REGULAR MEETING:** Chairperson Flowers opened the Regular Meeting at 5:30 p.m. in Room M-220 of Moody Hall and determined a quorum was present.
- II. MOMENT OF SILENCE AND PLEDGE OF ALLEGIANCE:** Ms. Flowers began with a moment of silence and asked Mr. Lewis to lead the Pledge of Allegiance.
- III. CERTIFICATION OF POSTING NOTICE OF REGULAR MEETING:** Dr. Shelton confirmed that the notice of the Regular Meeting had been properly posted on June 5, 2020.
- IV. RECOGNITION OF GUESTS:** There was one guest present who Dr. Shelton said would be introduced during the insurance presentations.
- V. ADMINISTER OATH OF OFFICE:** Ms. Biggers administered the oath of office to the newly re-elected Regent Raymond Lewis, Jr. (Position 4). Ms. Flowers presented him with a Certificate of Election.

VI. CONSIDER APPROVAL OF MINUTES FROM NOMINATING COMMITTEE MEETING OF MAY 13, 2020, AND REGULAR MEETING OF MAY 13, 2020: A reading of the minutes was waived. Mr. Raschke moved to approve the minutes as published; Mr. Kelly seconded. The motion passed unanimously.

VII. CITIZENS DESIRING TO APPEAR BEFORE THE BOARD ON AGENDA AND NON-AGENDA ITEMS: There were no citizens present desiring to appear before the Board.

VIII. INFORMATIVE REPORTS:

1. Student Success Story: Dr. Shelton introduced this agenda item and Ms. Carmen Allen, Director of Institutional Effectiveness and Research, who presented this month's student success story. Ms. Allen provided data on the "Spring 2020 Course Withdrawal, Completion, and Success Rates." She highlighted withdrawal percentages by "seat" and by student after the census date. Outcomes indicate an increase in withdrawals due to the pandemic. This was also true in 2018 after Hurricane Harvey. The trends in student completion and success rates were included showing a completion rate of 87.5 percent and a success rate of 80.5 percent, just short of the College's goals of 90 percent and 70 percent, respectively.
2. Monthly Financial Reports – May: Mr. M. Jeff Engbrock, Comptroller/CFO, presented the financial reports for the month of May 2020. With 75 percent of the year completed, income generated was \$21,560,633, or 91.2 percent of the revenue budget. Since the revenue is slightly down from the previous year, Mr. Engbrock gave details for each major category. He reported that total expenses were \$15,427,837, or 65.3 percent of the fiscal year 2019-20 expenditure budget, also less than the previous year.

IX. CONSIDERATION OF CONSENT AGENDA: Ms. Flowers proceeded with the Consent Agenda. Mr. Sunseri moved to approve the Consent Agenda and Action Item Nos. 2, 3, 8, 9, 10, 11, 12, 13, 14, and 15; Mr. Lewis seconded. The motion passed unanimously. A copy of the Consent Agenda is attached as **Exhibit A**.

X. ACTION ITEMS:

1. Consider Approval of Policies Committee Recommendation Regarding the Adoption of Proposed Revisions to Local Board Policies and Regulations: Ms. Flowers turned the floor over to Mr. Carroll G. Sunseri, Chairperson of the Policies Committee. Mr. Sunseri reported that the Board Policies Committee met prior to the Regular Board Meeting to review and discuss proposed revisions to local Board policies and regulations in: Section B – Local Governance (BBF, BBI, BD, BDB), Section C – Business and Support Services (CAA, CAIA, CAIC, CAK, CAK-Regulation, CIA, CS), Section D – Personnel (DGC, DGCA, DIAA), Section E – Instruction (EFAA, EFBA, EGC), Section F – Students (FB, FFDA, FI, FLA, FLB, FLBE, FLD), and Section G – Community and Governmental Relations (GCB, GD). Dr. Shelton informed the Committee that a majority of the

X. ACTION ITEMS: (Continued)

proposed revisions were due to changes in state statutes passed in the last legislative session. Others were either recommended by the Texas Association of School Boards (TASB) as part of the latest policy update or were housekeeping changes. All proposed policy revisions were posted online prior to the committee meeting. It was the Committee's recommendation and Mr. Sunseri moved to adopt the proposed local policy and regulation revisions in Sections B, C, D, E, F, and G as presented to the Committee with the addition of "Community College Association of Texas Trustees" to Policy BBF(LOCAL), Section 9; Mr. Kelly seconded. The motion passed unanimously.

2. Consider Acceptance of Fiscal Year 2019-20 Third Quarter Investment Report: The Board unanimously accepted the third quarter investment report for the period ending May 31, 2020. The ending book value was \$24,755,935, and the total interest earned for the quarter was \$51,448. This item was passed in the Consent Agenda.
3. Consider Approval of Proposal for Landscaping Maintenance Services Annual Contract: The Board unanimously approved the proposal from Beach Town Lawn Service LLC for landscaping maintenance services. The contract term would be 12 months beginning July 1, 2020 through June 30, 2021, with the option of four additional annual renewals to allow for changes in the cost of labor and materials, if needed. The annual contract price would be \$36,000 plus \$1 a palm for trimming. The source of funding would be the Education and General Fund (11-61040-51210). This item was passed in the Consent Agenda.
4. Consider Approval of Insurance Coverage Policy Renewals for National Flood Insurance Program (NFIP) and Texas Windstorm Insurance Association (TWIA): Dr. Shelton introduced Action Item Nos. 4 through 7 and asked Dr. Mary Jan Lantz to make the presentation on the insurance coverage and introduce Mr. Ben Odom with McGriff, Seibels & Williams of Texas, Inc. (MSW). Mr. Odom is the College's agent for securing the excess policies.

Dr. Lantz explained that these are policy renewals for baseline windstorm and flood insurance. The total estimated renewal for all TWIA policies is \$232,659 and for all NFIP policies it is \$74,707. Although it appears to be a decrease in both, these amounts do not include the demolished property nor the new student residences. Once the new student residences have been accepted by the Board, coverage will be obtained and presented to the Board for consideration. These policies are written through Galveston Insurance Associates (GIA). Mr. Raschke moved to approve insurance coverage policy renewals for NFIP and TWIA as presented; Ms. Longoria seconded. The motion passed unanimously.
5. Consider Approval of Proposal to Purchase Additional Insurance Coverage (Above NFIP and TWIA Limits) for Property and Contents: Dr. Lantz stated that the College secures excess flood and wind coverage above the NFIP and TWIA limits for property and contents. She made a comparison between the coverage

X. ACTION ITEMS: *(Continued)*

obtained from the Texas Association of School Boards (TASB) last year and coverage options this year. TASB declined to quote any excess flood or excess wind coverage option for the 2020-21 policy renewal. Other coverage options were attained through MSW using the request for proposals process for the policy term of July 1, 2020 to July 1, 2021. Six options were offered. Staff recommended Option 5 at a cost of \$211,050 due to the amount of flood coverage offered. This is a higher premium for less coverage than 2019-20. Staff also recommended that the College rebid its property insurance so all renewal dates would be moved to March 1 of each year instead of during hurricane season. Mr. Sunseri moved to approve Option 5 as recommended by staff; Mr. Kelly seconded. The motion passed unanimously.

6. Consider Approval of Proposal to Purchase Texas Association of School Boards Risk Management Fund Insurance Coverage for All Other Perils Property and Contents (Excluding Named or Numbered Windstorms): Dr. Lantz said this policy through an interlocal agreement with the TASB Risk Management Fund covers fire, professional liability, and automobile. Details of the coverage were itemized. The cost for these lines is \$53,583, a 6.04 percent increase from the previous year. Mr. Hughes moved to approve the proposal to purchase this insurance coverage; Ms. Unbehagen seconded. The motion passed unanimously.
7. Consider Approval of Proposal to Purchase Texas Association of School Boards Risk Management Fund Insurance Coverage for Unemployment and Workers' Compensation: Dr. Lantz stated that it was staff's recommendation to purchase unemployment and workers' compensation insurance coverage through an interlocal agreement with the TASB Risk Management Fund. Rates have not been quoted by the carrier since the current policies are through September and October. Once the rates have been quoted, staff will present them to the Board for final approval. Ms. Longoria moved to renew these policies through TASB subject to the actual rates quoted; Mr. Kelly seconded. The motion passed unanimously.
8. Consider Approval of Proposal to Purchase Furniture for Cheney Student Center: The Board unanimously approved a proposal to purchase tables and chairs for the Cheney Student Center dining rooms from Southwest Contract (E&I Cooperative Services contract #CNR01354). The total cost of this purchase is \$21,935 including shipping, handling, and installation. The source of funding is the Education and General Fund (11-61020-53150). This item was passed in the Consent Agenda.
9. Consider Approval of Proposal to Purchase Classroom Furniture for Welding Program: The Board unanimously approved the proposal to purchase classroom chairs for the Welding program from the Amazon contract through U.S. Community Purchasing Coop. The total cost of this purchase is \$1,155.20 including shipping and handling. The source of funding is the 2019-20 Carl D. Perkins grant. This item was passed in the Consent Agenda.

X. ACTION ITEMS: (Continued)

10. Consider Approval of Proposal to Purchase Classroom Furniture for Visual Arts Program: The Board unanimously approved the proposal to purchase work and shop stools for the art and ceramics classrooms from ULINE through the bid process. The total cost of this purchase is \$12,353.56 including shipping and handling. The source of funding is the Education and General Fund (11-12610-53150). This item was passed in the Consent Agenda.
11. Consider Approval of Proposal to Purchase Laptop Computers to Loan Students for Online Courses: The Board unanimously approved the proposal to purchase laptop computers from HP Inc. (DIR Contract No. DIR-TSO-4159) to loan students for online courses as a result of the pandemic. The total cost of this purchase is \$59,000 and paid with CARES Act funds. This item was passed in the Consent Agenda.
12. Consider Approval of Proposal to Purchase DocuSign Software: The Board unanimously approved the proposal to purchase DocuSign software through DocuSign Government at CarahSoft utilizing the DIR contract, DIR-TSO-4288. The agreement would be effective from June 12, 2020 to June 11, 2022. The total cost of this agreement is \$61,750 (\$31,702 for year one and \$30,048 for year two) that will be paid with the Higher Education Emergency Relief Fund institutional grant. This item was passed in the Consent Agenda.
13. Consider Approval of Proposal to Purchase Equipment and Installation Services for Charlie Thomas Family Applied Technology Center Audio/Visual Refresh: The Board unanimously approved the proposal to purchase equipment and installation services from Datavox (TIPS 170306) for the ATC Building 3 audio/visual refresh. The total cost of this purchase is \$7,640.52, and the source of funding will be the 2019-20 Carl D. Perkins grant. This item was passed in the Consent Agenda.
14. Consider Ratifying Acceptance of Texas Workforce Commission (TWC) Grant Award Agreement for Skills Development Fund COVID-19 Special Initiative: The Board unanimously ratified the acceptance of this \$115,000 grant. The grant award agreement shall begin the later of June 8, 2020, or the date upon which it has been signed by both parties, and shall terminate on June 30, 2021, unless amended by mutual written agreement of the parties. This item was passed in the Consent Agenda.
15. Consider Conferment of Faculty Tenure: The Board unanimously approved the conferment of faculty tenure for faculty members Mr. Clint A. Jones, Ms. Anna E. (Liz) Lacy, Dr. David Shane Wallace, and Dr. Arlinda B. Washington, who successfully completed the application process for tenure. Dr. Shelton concurred with the recommendations of the faculty Rank, Tenure and Sabbatical Committee, the supervising division director, and Vice President of Instruction, and offered these endorsements to the Board for conferment. Prior to the meeting, all made

X. ACTION ITEMS: (Continued)

available their online tenure portfolio for Board review. The status changes would begin with the 2020-21 academic year. This item was passed in the Consent Agenda.

16. Consider Approval of 2020 Budget and Tax Rate Planning Calendar: Dr. Shelton presented the proposed 2020 Budget and Tax Rate Planning Calendar in preparation for the upcoming budget and tax rate adoption meetings and notices. He noted the difference in the timeline due to new regulations. Mr. Kelly moved to approve the calendar as presented; Mr. Raschke seconded. The motion passed unanimously. Meetings and public hearings scheduled as a result of the approval follow.

June 25, 8:30 a.m. – First Budget Workshop (*Board Retreat*)

August 5, 5:30 p.m. – Second Budget Workshop and then a Special Meeting to adopt the proposed budget and proposed tax rate

August 12, 5:30 p.m. – Regular Meeting

August 17, 8:00 a.m. – Public Hearings on proposed budget and proposed tax rate followed by a Special Meeting to adopt the budget and tax rate

17. Consider Adoption of Resolution Granting Residence Homestead Tax Exemptions for the 2020 Tax Year: Dr. Shelton presented a resolution for adoption to grant residence homestead tax exemptions for the 2020 tax year. He said the exemptions are the same values as the previous year. They are: (1) \$5,000 or 20 percent of value, whichever is greater, for a residence homestead exemption, and (2) the first \$10,000 of property value for an individual who is disabled or who is 65 years of age or older who occupies the property as a residence homestead. Mr. Raschke moved to adopt the resolution granting residence homestead local option tax exemptions for the 2020 tax year; Mr. Lewis seconded. The motion passed unanimously.

XI. SPECIAL REPORTS AND COMMENTS:

1. Student Representative: There was no student representative report.
2. Faculty Representative: Ms. L. Janene Davison, President of the Faculty Senate, gave the faculty representative report. Ms. Davison was recently elected by the faculty to serve as president for the 2020-21 term. She stated that she looks forward to working with the Board this next year to address challenges related to COVID-19 (budget and accessibility) and national issues for people of color that are relevant to our students. Ms. Davison thanked the Board for its continued support of faculty tenure and mentioned the four members who were approved earlier in the meeting.
3. President: Dr. Shelton opened with a reminder of the first in a series of CCATT leadership webinars tomorrow at 11:00 a.m. The CCATT Annual Conference has been cancelled. He highlighted several dates on the handout provided with dates of interest. Details were given for the June 25th Board Retreat. Graduation plans

XI. SPECIAL REPORTS AND COMMENTS: *(Continued)*

are still unknown due to the pandemic. A decision has not been made by the Association of Community College Trustees (ACCT) on whether to hold its Annual Leadership Congress in the fall. Dr. Shelton gave a report of COVID-19 numbers in Galveston County. Dr. Shelton also provided an update on enrollment. Summer I (2020) is up 4 percent over Summer I (2019) and up 13 percent over the last base year. Summer II and fall are down 18 percent. Following up on the student success report will be the licensure pass rates over the next several weeks. Ellucian has completed the project for the CRM advise self-service online products for students. It will go live on June 29th. Administration should have more information for the Board at its retreat regarding plans for the fall. The College will probably offer a combination of online, hybrid, and face-to-face instruction. Also, decisions about student housing, athletics, and food service have to be considered to offer it the best and safest way possible. The new student residences project should be completed by the end of June. Punch lists are being done now. Dr. Shelton gave the status of other summer projects (Atrium fountain, classroom adjustments for social distancing, food service walk-in freezer, Information Technology server room). As of May 31, 2020, about half or just under \$300,000 of the CARES student funds has been distributed to 359 students. In addition to the computers purchased for the faculty and staff with CARES institutional funds, plans are to purchase computers for a student loan program and for simulation software to move programs online. The DocuSign software approved by the Board will also be purchased with these funds to authorize forms online.

Dr. Shelton ended on a somber note by addressing disturbing national events that have taken place within the past two weeks. He said, as a college, the faculty and staff have to make sure our campus is trusted and that it is a safe place for students. We cannot allow racism and discrimination. There will be a campus conversation/training/professional development that will be undertaken next year as a call to action. Everyone should be treated with respect. The College shall promote equal opportunities, prohibit discrimination, and is inclusive.

4. Regents: Ms. Flowers asked if any of the Regents had a report or comment to submit. Mr. Lewis expressed his appreciation for Dr. Shelton's closing comments and commended him for the interview he and other community college leaders conducted with TJ Aulds on i45NOW.
5. Chairperson: Ms. Flowers extended her appreciation for those attending the meeting and for the faculty, staff, and Regents for staying involved and informed. She thanked Dr. Shelton for keeping everyone apprised and encouraged all to stay positive, keep moving forward, and stay healthy.

XII ADJOURNMENT: There being no further business to come before the Board, the Regular Meeting adjourned at 6:17 p.m.

Michael B. Hughes, Secretary

APPROVED AS CORRECT:

Karen F. Flowers, Chairperson

EXHIBIT A

Agenda Item IX (Action Item)

Board Meeting 6/10/20

Consideration of Consent Agenda

The consent agenda format is an organization process for meetings that allows the governing board to focus its time and attention on action items that require more elaboration, information, and/or discussion. The intent of the consent agenda is to support efficiency and effectiveness of the meeting.

A roll call of individual action items will determine the consent agenda. If a Regent has a question or plans to cast a negative vote regarding a specific recommendation, then the Regent(s) need to acknowledge their intention to the Chairperson by show of hand during the roll call. This action item will be considered in the regular order of business as an individual action item.

Those action items that the Regents plan to approve without further question or discussion will be placed on the consent agenda during roll call of individual action items. Upon the creation of the consent agenda, a motion, a second to the motion, and unanimous approval of the Board of Regents is needed to approve the action items. Upon approval of the consent agenda, the Board of Regents will proceed with the remainder of the agenda.

Tally of
Action Items:

	<u>Consent Agenda</u>	<u>President Recommended Separate Action</u>	<u>Board Separate Action</u>	<u>Page #</u>
#1 – Approve Policies Committee Recommendation Regarding Adoption of Proposed Revisions to Local Board Policies and Regulations		✓		48
#2 – Accept FY20 Third Quarter Investment Report	✓			51
#3 – Approve Landscaping Maintenance Services Annual Contract	✓			54
#4 – Approve Insurance Coverage – NFIP and TWIA		✓		55
#5 – Approve Additional Insurance Coverage – Property and Contents		✓		57
#6 – Approve Insurance Coverage – TASB All Other Perils Property and Contents		✓		59
#7 – Approve Insurance Coverage – Unemployment and Workers’ Compensation		✓		66
#8 – Approve Purchase of Furniture – Cheney Student Center	✓			67
#9 – Approve Purchase of Furniture – Welding Program	✓			68
#10 – Approve Purchase of Furniture – Visual Arts Program	✓			69
#11 – Approve Purchase of Laptop Computers for Student Loan	✓			70
#12 – Approve Purchase of DocuSign Software	✓			71
#13 – Approve Purchase of Equipment and Installation Services for ATC Audio/Visual Refresh	✓			72
#14 – Ratify Acceptance of TWC Grant Award Agreement for Skills Development Fund COVID-19 Special Initiative	✓			73
#15 – Confer Faculty Tenure	✓			75
#16 – Approve 2020 Budget and Tax Rate Planning Calendar		✓		76
#17 – Adopt Resolution Granting Residence Homestead Tax Exemptions for the 2020 Tax Year		✓		78

**MINUTES OF THE BOARD RETREAT / SPECIAL MEETING
OF THE BOARD OF REGENTS
GALVESTON COMMUNITY COLLEGE DISTRICT
The San Luis Resort, Spa & Conference Center
5222 Seawall Boulevard
Galveston, Texas 77551
West Mainsail Room
June 25, 2020
8:30 a.m.**

At the Board Retreat / Special Meeting of the Galveston Community College District Board of Regents, duly held on Thursday, June 25, 2020, in the West Mainsail Room of The San Luis Resort, Spa & Conference Center, commencing at 8:30 a.m., the following Regents were present:

Ms. Karen F. Flowers, Chairperson
Mr. Fred D. Raschke, Vice Chairperson
Mr. Michael B. Hughes, Secretary
Mr. Armin Cantini
Mr. Carl E. Kelly
Mr. Raymond Lewis, Jr.
Ms. Mary R. Longoria (*attended via Zoom*)
Mr. Carroll G. Sunseri
Ms. Rebecca Trout Unbehagen

Faculty and staff present for all or part of the meeting included Dr. W. Myles Shelton, President, Ms. Carla Biggers, Ms. L. Janene Davison (*attended via Zoom*), Ms. Carol Langston, Dr. Cissy Matthews, and Dr. Van Patterson. Also attending was Mr. M. Theron Waddell who attended the afternoon session as a guest.

- I. CALL TO ORDER:** Chairperson Flowers opened the Board Retreat / Special Meeting at 8:34 a.m. and determined a quorum was present.
- II. CERTIFICATION OF POSTING NOTICE OF BOARD RETREAT / SPECIAL MEETING:** Dr. Shelton confirmed that the Notice of the Board Retreat / Special Meeting had been properly posted on June 18, 2020.
- III. CITIZENS DESIRING TO APPEAR BEFORE THE BOARD ON AGENDA ITEMS:** There were no citizens desiring to appear before the Board.
- IV. PRESENTATION AND CONVERSATION CONCERNING PROPERTY TAX LAWS OF THE STATE OF TEXAS:** Dr. Shelton welcomed Galveston County Tax Assessor-Collector Cheryl E. Johnson, who gave a PowerPoint presentation, "Texas Taxes & the 86th Legislative Session: The Good, The Bad & The Ugly," leading to the conversation regarding the new property tax laws. She provided handouts with additional information about the truth-in-taxation (TNT) process and reviewed new online posting

IV. PRESENTATION AND CONVERSATION CONCERNING PROPERTY TAX LAWS OF THE STATE OF TEXAS: (Continued)

requirements mandated by Senate Bill 2 (Texas Property Tax Reform and Transparency Act). Also provided was an analysis of the average tax increase/decrease for Galveston Island entities and League City entities as a result of the legislators' attempt to provide tax relief to homeowners. Highlights of House Bill 3 and Senate Bill 2 were given with changes that would affect the College. Ms. Johnson outlined what may be coming regarding the central appraisal districts. She reviewed the four main goals of SB2 that were accomplished and the seven Texas statutes that were impacted. Ms. Johnson showed the information added to the County of Galveston's website as a result of the new transparency laws. Changes were noted to guidelines for published notifications. She explained the Galveston County Tax Office entity calendar and newly required information to be posted on entity websites and on Central Appraisal Districts' websites. Following Ms. Johnson's presentation, Dr. Shelton reviewed the new timeline for adopting the budget and tax rate.

V. STUDENT SUCCESS: MONITORING WHAT MATTERS: Dr. Cissy Matthews, Vice President of Instruction, reminded the Board that this data relates to the Texas Pathways project that was designed to create a smooth transition for students from K-12 to higher education and be successful upon completion. She briefly went over 18 questions with associated data for trends that are monitored. Dr. Matthews noted that data comparing the graduation rate by cohort statewide shows Galveston College students have a higher rate for each of the 3, 4, and 6 years between from 2016 through 2019. Due to the pandemic and certain programs unable to complete coursework, data comparing the awards granted and the College's *60x30TX* goal shows the number of degrees/certificates awarded in fiscal year 2020 (fall 2019 and spring 2020 only) falls short.

Dr. Matthews also reviewed outcomes of the SACSCOC Core Requirement 8.1: Student Achievement Measures, Thresholds, and Goals. Dr. Shelton added that this is a new requirement that SACSCOC adopted as a result of a law interpretation by the Department of Education. It will be submitted in the College's Fifth-Year Report this fall.

Additional data was provided and most is available online. Dr. Shelton highlighted several pages of this data and stated the outcomes inform the strategic plan, educational plans, and budget. There was a detailed explanation of Technical Program Review of Critical Measures pointing to areas of concern. Dr. Shelton explained that several pages of data published by the Texas Higher Education Coordinating Board (THECB) and included in the Board Report does not report current data. Statistics collected by the College are more recent and drive decision making. Also provided was the THECB's "Accountability Report 2019 Community Colleges Galveston College," which is published online for each community college in Texas. Other data included: Primary Sources of Revenue FY2003-FY2019; GASB 68 Impact on Unrestricted Net Assets; and Financial Ratios. Regarding the financial ratios, Galveston College is in a strong and stable financial position compared to other institutions and the state. SACSCOC calculations reported also indicate the College is financially sound.

Participants took a break from 10:10 a.m. to 10:30 a.m.

VI. DISCUSS STRATEGIC PLAN 2017-2022: The Board discussed the annual evaluation of the Strategic Plan 2017-2022 with staff. Dr. Shelton and the vice presidents gave highlights and accomplishments made over the past year. This is the third year of this five-year plan.

1. Mission, Purposes, and Values: Dr. Shelton stated that the College still has to accomplish its mission while dealing with the COVID-19 pandemic. Although the modality may change and how it is done, the essence of who we are or what we need to do remains the same. Faculty, staff, and students accepted the challenge and adapted to online instruction and services. There were no changes recommended for the mission statement, purposes, or values.
2. Goals Status/Annual Review: Accomplishments were detailed college wide and in areas of instruction, student services, and administrative services as part of the strategic plan annual review. Dr. Shelton outlined the following college-wide goals that were achieved:
 - The Student Emergency Scholarship Fund was established and funds were used to purchase computers to help students transition to learning online. Additionally, \$606,000 in student Coronavirus Aid, Relief and Economic Security CARES Act funds were awarded. To date, over \$300,000 have been distributed to help students. The balance can be applied in future semesters to eligible students.
 - Galveston College's graduation rates outpace other community colleges in the state and have increased since the focus in this strategic plan.
 - The Quality Enhancement Plan project has been completed. The final report will be submitted this fall with the SACSCOC Fifth-Year Report.
 - Financially, the College is in a strong position to weather the challenge of the pandemic.

The Vice Presidents presented the accomplishments in their particular area. Dr. Matthews covered Instruction. Dr. Van Patterson, Vice President of Administration, covered Student Services and Administrative Services. Of the numerous achievements reported, the following were included:

- In fall 2019, the first cohort of 24 students were enrolled into the Bachelor of Applied Science in Healthcare Management.
- Implementation of various strategies and software to serve students better.
- Reduced the student loan cohort default rate from over 21 percent to 13.3 percent.
- Completed the construction of the new student housing.

Dr. Shelton presented the report on the Office of Development and Galveston College Foundation. College funds are invested in a way that protects the principal so that we do not lose money in a market downturn. The Foundation has different investment goals and, as a result, funds were impacted by the market changes beginning in March. This will not impact the ability to award Universal Access funds or Universal Access Plus funds this fall. It will impact some of the smaller named endowed scholarships. The investment strategy will be reevaluated by the Foundation Board in July. Development fundraising efforts are also impacted. For the year ended August 31, 2019, for every dollar Galveston College spent on development, fundraising, and supporting the Foundation, we only raised 66 cents on the dollar compared to \$3.79

VI. DISCUSS STRATEGIC PLAN 2017-2022: (Continued)

raised for every dollar in 2016. It has been a constant decline since 2016. Dr. Shelton provided the ratios and said changes will be discussed later in the goals going forward.

Mr. Lewis excused himself at 11:05 a.m.

Dr. Shelton noted major goals for 2020-21 that included. They are generally tied to specific things in the strategic plan.

- Continue to support a campus culture that is free from racism and discrimination. Conversations and listening will be planned for the lecture series and professional development trainings and make any needed changes.
- Accommodate students' comfort and learning style while keeping students safe. Expand classroom space for social distancing. Student housing, athletics, food service, use of the fitness center, and clinicals will be problematic. Options for athletics were shared. Ms. Carol Langston, Director of Public Affairs, explained the College's marketing outreach to university students in our target area who may not have another option other than online courses at their campus.
- Continue to provide student emergency funds and CARES funds. Students will be asked to bring a computer to college this year. Funds will be available to assist the purchase of a computer. The Board approved the purchase of computers to loan to students. Information technology infrastructure will also be there to support it. Mr. Raschke reported that Moody Foundation will provide 190 hot spots throughout Galveston for two years that will help provide high-speed internet service to students.
- Submit the SACSCOC Fifth-Year Interim Report.

The Vice Presidents reviewed major goals for 2020-21 by area.

The participants recessed for lunch in the East Mainsail Room at 11:50 a.m. and then resumed the Board Retreat / Special Meeting for the afternoon at 1:02 p.m. in the West Mainsail Room.

VII. PRESENTATION AND DISCUSSION OF PROPOSED 2020-21 BUDGET (ALL FUNDS):

Dr. Shelton presented the proposed budget for fiscal year 2020-21. He explained the internal process for developing this budget. He said this budget is not the most conservative but it is realistic based on what we know today. Another Budget Workshop is scheduled for August 5th and with additional information, this budget could change. The proposed budget for the Education and General Fund (Fund 11) is a balanced budget. It totals \$23,366,745 as compared to the fiscal year 2019-20 total of \$23,641,995.17, which is a decrease of 1.2 percent or \$275,250. Summary notes were provided which Dr. Shelton used to review the budget in detail, highlighting the most significant changes. The following are some of those highlights:

Mr. Kelly arrived at 1:08 p.m.

Mr. Lewis returned at 1:15 p.m.

VII. PRESENTATION AND DISCUSSION OF PROPOSED 2020-21 BUDGET (ALL FUNDS): (Continued)

Education and General Fund

Revenue:

- Tuition and required fee revenue are driven by enrollment. A decline of 15 percent for the year is anticipated due to the pandemic. This decrease will be offset by the tuition and required fee increase, which nets a 4.89 percent decline in revenue.
- State appropriations are constant based on what we have been told. Community colleges are among the entities that are excluded from the 5 percent reduction in agency budgets.
- The proposed budget includes a projected decrease in the tax rate based on current assumptions.
- Interest income will decline as a result of lower interest rates.

Expenses:

- There is no salary increase budgeted. That could change with a better understanding of enrollment and the College's other revenue streams and should be revisited. There are some salary changes because of personnel changes, which Dr. Shelton highlighted.
- The travel budgets have been reduced.
- Dual credit expense rolls throughout the entire budget.
- Depreciation expense has not been budgeted. With the new student residences, this expense will increase in fiscal year 2021. Also, funding for pension liability (GASB 68) and health insurance liability for retirees (GASB 75) are not budgeted.
- The College has no long-term debt so there is no transfer for indebtedness. Other transfers were explained.
- Projected student housing occupancy will be reduced.

Dr. Shelton highlighted changes in individual departments. Staff recommended dropping the College's membership in Achieving the Dream.

Mr. Hughes returned at 2:41 p.m.

Included in the proposed budget summary notes was an Auxiliary Fund case study with revenue budgets for student housing and food service for the entire year, one semester, and with housing closed. It illustrates the financial impact of making decisions about housing and food service.

The President reviewed the budgets for the Auxiliary, Student Services / Student Activities, Staff Benefits, Construction, and Capital Projects Funds. Projects identified for fiscal year 2021 were budgeted in the Capital Fund. He briefly mentioned the Other Funds budgets that include: grants, contracts, Title IV funds, endowments, trusts, scholarships, and other financial assistance. Dr. Shelton noted that funding ended this year for Building Bridges to Success (BBS). This grant averaged \$250,000 annually. Staff has resubmitted an application for this five-year grant. Notification is not expected until late September so it was noted in the BBS budget that it is pending approval.

Participants took a break from 3:11 p.m. to 3:23 p.m.

VIII. DISCUSS AND CONSIDER PLANS FOR A NEW HEALTH SCIENCE BUILDING INCLUDING SELECTION OF AN ARCHITECT AND A BOND ADVISER:

Ms. Flowers asked if there were any other questions or suggestions regarding the budget before moving on. Mr. Raschke complimented Dr. Shelton on the presentation of the information; Ms. Flowers recognized the staff's work behind the scenes.

Dr. Shelton stated that the fiscal year 2020-21 proposed budget is not built to go out for a revenue bond. He assumed the Board would not move forward with a new health science building at this time. Suggestions were offered for postponing this project once more is known after the pandemic. Proposals have been received for a bond adviser and an architect. Mr. Kelly recommended revisiting this topic at a Board Retreat in six months. Ms. Flowers commented a decision should not be made until more information can be gathered regarding the finances of the country and COVID-19. Building designs could be totally different based on the needs of the College. Mr. Kelly moved to postpone taking action at this time and to reevaluate this project at a retreat in six months; Mr. Raschke seconded. Ms. Flowers added that discussion would include what we doing right or wrong, salaries, and enrollment. The motion passed unanimously. Dr. Shelton clarified the instructions from the Board: (1) inform the bond advisers and architects who submitted proposals that action has been delayed and no selection will be made at this time, and (2) the \$150,000 in Fund 71 will be transferred to the fund balance and the budget will come back to the Board for approval. At any time in the future, those funds or a different amount could be transferred back to Fund 71 once the project moves forward.

IX. REVIEW AND DISCUSS BOARD SELF-EVALUATION: Ms. Flowers stated that she delegated the data gathering to Mr. Raschke for the evaluations of the Board and Dr. Shelton. She turned the floor over to Mr. Raschke to discuss the results of the Board's self-evaluation. Mr. Raschke reported that all nine Regents responded to both evaluations with all positive responses to the areas assessed. Some added comments. A copy of the collective responses was shared with the Board. Prior to the meeting, Dr. Shelton was asked to compile a list of goals for the Board. He listed previous goals from 2018-19 and 2019-20 and proposed goals for 2020-21. Dr. Shelton summarized the list of goals. (See Action Item No. 2 below for the complete list of Board goals.)

X. ADJOURNMENT TO CLOSED MEETING IN THE WEST MAINSAIL ROOM: Ms. Flowers noted that the Board of Regents, as authorized by Government Code, Section 551, reserves the right to enter into a closed meeting under the following provision of the Act: Section 551.074 – Personnel Matters, to deliberate the College President's evaluation and employment contract. The Board adjourned to the closed meeting in the West Mainsail Room at 3:45 p.m.

XI. RECONVENE BOARD RETREAT / SPECIAL MEETING (OPEN MEETING) IN THE WEST MAINSAIL ROOM: The Board of Regents adjourned the closed meeting at 4:20 p.m. Chairperson Flowers reconvened the open meeting at 4:26 p.m. in the West Mainsail Room.

XII. ACTION ITEMS:

1. Consider Possible Action Regarding College President's Employment Contract:
Prior to taking action on Dr. Shelton's employment contract, the Regents discussed the President's evaluation and goals. Each had an opportunity to comment. The following is a summary of goals for the coming year as part of his evaluation:
 - Follow up on recommendations in the feasibility study including executive level training with a focus on development (possible program at Indiana University). Also consider the CEO leadership program at Harvard University that encompasses development.
 - Cultivate the donors who thought highly of Galveston College outlined in the feasibility study.
 - Change not only the Office of Development but any other area of the College so it functions to your liking.
 - Review contracted services for savings.

The Board agreed with the goals Dr. Shelton outlined for himself. They were:

- Provide leadership and coordination for the fourth year of implementation of the strategic plan, Opening Doors...Changing Lives 2017-2022.
- Continue to support and advocate for a campus culture that is free from racism and discrimination – a campus where students, faculty, and staff can thrive and succeed.
- Continue to provide leadership and coordination for fund raising and to be the figurehead.
- Continue to work to plan for and support new and expanded instructional programs.
- Continue to promote student success.
- Continue to support marketing and recruiting efforts.
- Continue to provide leadership and direction for facilities improvement as well as the development of new facilities to support the programs and services of the College.

The Regents complimented and thanked Dr. Shelton on a number of areas including keeping them informed, his timely response to requests, and his leadership, especially during the pandemic. Mr. Raschke shared with the Board his conversation with Dr. Shelton about retirement and succession. With that, he recommended extending the President's contract for another year to 2025. Mr. Kelly moved to accept that recommendation; Mr. Lewis seconded. The motion passed unanimously.

The topic of succession was addressed. Dr. Shelton clarified that he has no plans to leave and is honored for the renewal of this contract. He was asked to write steps the Board should follow should something unexpected occurred. Dr. Shelton informed the Board that even without action, there are things internally that are already in place. The College follows the National Incident Management System (NIMS) protocol for emergency planning whereby the highest-ranking member of the staff assumes authority until the next highest member comes.

XII. ACTION ITEMS: (Continued)

Mr. Raschke moved on to the President's compensation. Dr. Shelton had informed him that the time was not appropriate to increase his current salary of \$273,414 at this time. Mr. Kelly did move to award Dr. Shelton a \$5,000 bonus, Mr. Sunseri seconded. The motion passed unanimously. Dr. Shelton thanked the Board.

2. Discuss and Consider Adoption of Board Goals for Fiscal Year 2021: Ms. Flowers recommended that the proposed goals would be considered and at a later time adjust them to make them measurable. Those goals for the Board are:
- Continue to advocate for and support the mission of Galveston College
 - Continue to support student access and success through the implementation of the strategic plan
 - Continue development efforts for Universal Access, Universal Access Plus and for identified facilities projects.
 - Continue to support and provide funding for marketing and communications
 - Continue to advocate for and support new instructional programs (i.e. baccalaureate programs and other academic and technical programs) as appropriate
 - Continue to advocate for and support educational programs surrounding workforce education and other specialized training opportunities
 - Continue to focus on facilities improvement and the development of new facilities that support the programs and services of the College

Mr. Lewis moved to adopt these Board goals for fiscal year 2021; Ms. Longoria seconded. The motion passed unanimously.

Dr. Shelton asked for the Board's input on the COVID-19 operational protocols. He has written a 14-page document that will not be released until mid-July once more is known.

XIII. ADJOURNMENT: The Board Retreat / Special Meeting adjourned at 4:50 p.m.

Michael B. Hughes, Secretary

APPROVED AS CORRECT:

Karen F. Flowers, Chairperson

**MINUTES OF THE BUDGET WORKSHOP AND SPECIAL MEETING
OF THE BOARD OF REGENTS
GALVESTON COMMUNITY COLLEGE DISTRICT
4015 Avenue Q
Galveston, Texas 77550
Room M-220 – Moody Hall
August 5, 2020
5:30 p.m.**

At the Budget Workshop and Special Meeting of the Galveston Community College District Board of Regents, duly held on Wednesday, August 5, 2020, in Room M-220 of Moody Hall, commencing at 5:30 p.m., the following Regents were present:

Ms. Karen F. Flowers, Chairperson
Mr. Fred D. Raschke, Vice Chairperson
Mr. Michael B. Hughes, Secretary
Mr. Armin Cantini
Mr. Raymond Lewis, Jr.
Ms. Mary R. Longoria
Ms. Rebecca Trout Unbehagen

Faculty and staff present included Dr. W. Myles Shelton, President, Ms. Carla Biggers, Ms. L. Janene Davison, Mr. M. Jeff Engbrock, Dr. Cissy Matthews, and Dr. Van Patterson.

- I. CALL TO ORDER BUDGET WORKSHOP AND SPECIAL MEETING:**
Chairperson Flowers opened the Budget Workshop and Special Meeting at 5:30 p.m. in Room M-220 of Moody Hall and determined a quorum was present.
- II. MOMENT OF SILENCE AND PLEDGE OF ALLEGIANCE:** Ms. Flowers began with a moment of silence and asked Mr. Raschke to lead the Pledge of Allegiance.
- III. CERTIFICATION OF POSTING NOTICE OF BUDGET WORKSHOP AND SPECIAL MEETING:** Dr. Shelton confirmed that the notice of the Budget Workshop and Special Meeting had been properly posted on July 30, 2020.
- IV. RECOGNITION OF GUESTS:** Dr. Shelton recognized retired faculty member Mr. M. Theron Waddell as a guest attending the meeting.
- V. CITIZENS DESIRING TO APPEAR BEFORE THE BOARD ON AGENDA ITEMS:** There were no citizens present desiring to appear before the Board.
- VI. FOLLOW-UP DISCUSSION OF PROPOSED BUDGET FOR FISCAL YEAR 2020-21 INCLUDING PROPOSED TAX RATE FOR 2020:** Dr. Shelton said the proposed budget reviewed in June has been updated to include the changes discussed. The Education and General Expense contingency budget has been increased by \$39,078 with the transfer of \$17,722 in salary due to the retirement of the Director of Facilities and Security with the associated benefits of \$1,356 and a deduction in Board travel of \$20,000. This brings the total contingency budget to \$391,223.

VI. FOLLOW-UP DISCUSSION OF PROPOSED BUDGET FOR FISCAL YEAR 2020-21 INCLUDING PROPOSED TAX RATE FOR 2020: (Continued)

Other revenue streams were discussed. Dr. Shelton reported projections in tuition and required fees based on the current enrollment trends. In addition to the effects of the pandemic, enrollment is down in part due to certain groups that have not registered, i.e., dual credit students and athletes. The proposed budget assumes a 15 percent decline in enrollment. Overall, because of tuition and fee changes, it is a 4.89 percent decline in dollars. A downward adjustment that may be considered in the spring relates to the distance education fee based on the number of courses offered online and enrollment in those courses increasing. He did not recommend this adjustment for the fall semester. State appropriations are constant for this year; however, estimated budget revenue projections for the future are bleak. Staff's tax revenue estimates in June were accurate and recommended the no-new-revenue tax rate (NNRTR) of \$0.159188 per \$100 of taxable value for 2020. Dr. Shelton said this is a conservative budget. It does not include any new buildings, tax bonds, large projects, layoffs, or furloughs. Ms. Flowers thanked the staff for the work involved in preparing this budget.

VII. ACTION ITEMS:

1. Consider Adoption of Proposed Budget for Fiscal Year 2020-21: Following the discussion, Mr. Raschke moved to approve the Proposed Budget for Fiscal Year 2020-21; Mr. Cantini seconded. The motion passed unanimously.
2. Consider Adoption of Proposed Tax Rate for 2020 Following Submission of 2020 Certified Appraisal Roll: The College District received its portion of the 2020 certified appraisal roll from Assessor and Collector of Taxes Cheryl E. Johnson. It was included in the published Board Report. The anticipated collection rate and any excess debt were also certified. Ms. Unbehagen made a motion to propose a property tax rate of \$0.159188 per \$100 of taxable value for 2020; Ms. Longoria seconded. The motion passed unanimously.

Ms. Flowers announced that the public hearings for the proposed budget and proposed tax rate would be held on August 17, 2020, at this location at 8:00 a.m. Note: The Board will consider adoption of both following the public hearings.

Ms. Flowers opened the floor to give the Board an opportunity to comment on the passing of Regent Carl E. Kelly. Sentiments expressed were that he was a great person and with his passing, it is a loss of history and knowledge. Mr. Lewis shared that there will be a visitation this Friday from 5:00 p.m. to 7:00 p.m. at Fields-Johnson Family Mortuary, and the funeral services will be Saturday at 1:00 p.m. at Moody Methodist Church. Mr. Raschke asked Dr. Shelton to research whether the Board could keep Mr. Kelly's seat open for a period of time in his honor. Dr. Shelton responded that he would have information for the Board at the next meeting.

Mr. Lewis announced that Dr. Cissy Matthews, Vice President of Instruction, was presented a leadership award by the Rotary Club.

VIII. ADJOURNMENT: There being no further business to come before the Board, the meeting adjourned at 6:00 p.m.

Michael B. Hughes, Secretary

APPROVED AS CORRECT:

Karen F. Flowers, Chairperson

Student Success Story

Dr. W. Myles Shelton, President, will present the Student Success Story for the month.

Monthly Financial Reports – June and July

Attached are the monthly financial reports for June and July 2020, representing expenditures, encumbrances and pre-encumbrances through July 31, 2020. The July report represents 11 months of operations during fiscal year 2019-20. The reports are as follows:

Education and General Fund:

- Revenue Summary Sheet
- Expenditure Summary Sheet
- Summary Revenue/Expenditure Report
- Detail Revenue/Expenditure Report by State Classification

Auxiliary Fund (Bookstore, Snack Bar, Athletics):

- Summary Revenue/Expenditure Report by State Classification

Student Services / Student Activity Fund:

- Summary Revenue/Expenditure Report by State Classification

Construction Fund:

- Summary Revenue/Expenditure Report

Operating Fund
Revenue Summary Sheet
August 2020 Meeting
 As of July 31, 2020 (91.7 % of Year)

Source	Budgeted 2019/2020	Year-to-Date		
		Received (\$) 2019/2020	Received (%) 2019/2020	Received (%) 2018/2019
State Funds	\$4,608,371	\$4,171,559	90.5%	90.5%
Tuition and Fees	\$4,372,487	\$4,710,622	107.7%	107.7%
Local Taxes	\$14,188,387	\$14,136,117	99.63%	99.65%
Local Revenues	\$472,751	\$311,500	65.9%	156.6%
Total Revenue	\$23,641,996	\$23,329,797	98.7%	100.1%

Operating Fund
Expenditure Summary Sheet
August 2020 Meeting
As of July 31, 2020 (91.7 % of Year)

Source	Budgeted 2019/2020	Year-to-Date		
		Expended (\$) 2019/2020	Expended (%) 2019/2020	Expended (%) 2018/2019
Instruction	\$7,921,591	\$6,620,732	83.6%	84.7%
Community Service	\$37,638	\$6,914	18.4%	31.4%
Academic Support	\$1,693,228	\$1,417,019	83.7%	86.9%
Student Services	\$2,365,375	\$1,934,501	81.8%	86.0%
Institutional Support	\$5,754,884	\$4,072,699	70.8%	80.3%
Staff Benefits	\$13,300	\$118	0.9%	348.2%
Operations/ Maintenance	\$2,953,990	\$2,456,922	83.2%	81.1%
Interfund Transfers (out)	\$2,901,990	\$2,161,827	74.5%	19.4%
Total Expenditures	\$23,641,996	\$18,670,732	79.0%	82.9%

GALVESTON COLLEGE
Fund 11 Education and General

July 31, 2020

	Current year Budget 2020	Current year (MTD) Actual July	Current year (YTD) Actual 2020	Current year Encumbrances 2020	Current year Remaining 2020	Current year % Expended 2020	Prior Year % Expended 2019
Revenue by State Classification							
State Funds	4,608,371	437,898	4,171,559	0	436,812	90.5%	90.5%
Tuition	2,433,878	9,018	2,555,427	0	(121,549)	105.0%	110.8%
Course Fees	2,525,279	12,588	2,672,909	0	(147,630)	105.8%	109.5%
Exemption\Waivers	(586,670)	(6,169)	(517,714)	0	(68,956)	88.2%	134.4%
Local Taxes	14,188,387	296,585	14,136,117	0	52,270	99.6%	99.7%
Local Revenue	464,751	5,342	309,961	0	154,790	66.7%	129.0%
Sales and Services	8,000	0	1,539	0	6,461	19.2%	54.1%
Total Revenue	23,641,996	755,262	23,329,797	0	312,199	98.7%	100.1%
Expenditures by State Classification							
instructions	7,924,287	614,514	6,620,732	63,550	1,240,004	83.5%	84.7%
Community Service	37,690	0	6,914	0	30,776	18.3%	31.4%
Academic Support	1,713,172	119,680	1,417,019	23,644	272,508	82.7%	86.9%
Student Services	2,367,571	173,962	1,934,501	9,176	423,894	81.7%	86.0%
institutional Support	5,720,289	320,941	4,072,699	204,247	1,443,343	71.2%	80.3%
Operations And Maintenances	2,975,917	205,040	2,456,922	247,000	271,994	82.6%	81.1%
Staff Benefits	1,082	118	118	0	964	10.9%	348.2%
Inter-Fund Appropriation	2,901,990	176,514	2,161,827	0	740,163	74.5%	79.4%
Expenditures Total	23,641,996	1,610,769	18,670,732	547,617	4,423,647	79.0%	82.9%
Expenditures by Type							
General Operating	3,125,138	141,989	2,067,088	143,769	914,281	66.1%	75.6%
Contracted Services	2,372,012	103,104	1,744,952	184,809	442,251	73.6%	80.0%
Travel	339,434	1,816	163,478	4,757	171,199	48.2%	80.3%
Equipment	362,027	26,311	170,007	30,641	161,380	47.0%	73.6%
Utilities	795,000	64,012	594,945	183,641	16,415	74.8%	69.5%
Faculty Full Time	3,895,979	304,251	3,486,994	0	408,985	89.5%	89.0%
Faculty Overloads\Adjunct	1,697,044	153,813	1,310,658	0	386,386	77.2%	83.5%
Stipends	376,406	28,268	316,866	0	59,540	84.2%	87.5%
Administrator Salaries	1,894,518	156,047	1,734,816	0	159,702	91.6%	88.9%
Professional Technical Salaries	2,137,791	160,267	1,734,485	0	403,307	81.1%	83.1%
Classified Salaries	2,042,346	165,089	1,807,515	0	234,831	88.5%	88.2%
Part-Time Salaries	362,665	30,582	270,373	0	92,292	74.6%	96.8%
Staff Benefits	1,339,646	98,706	1,106,730	0	232,916	82.6%	84.5%
Interfund Appropriations	2,901,990	176,514	2,161,827	0	740,163	74.5%	79.4%
Expenditures Total	23,641,996	1,610,769	18,670,732	547,617	4,423,647	79.0%	83.0%

GALVESTON COLLEGE
Fund 11 Education and General

Excess Rev/Exp

0 (855,507) 4,659,065

Galveston College
Fund 11 Detail Rev\Exp
as of the end of July 2020

	Budget	(MTD) Actual	(YTD) Actual	Encumbrances	Available	% of Budget
	2020	July	2020	2020	2020	2020
State Appropriation						
Academic/Technical	\$3,538,300	\$337,181	\$3,212,100	\$0	\$326,200	90.8%
Incentive	\$389,665	\$35,032	\$333,725	\$0	\$55,940	85.6%
Core	\$680,406	\$65,685	\$625,734	\$0	\$54,672	92.0%
Health Insurance	\$0	\$0	\$0	\$0	\$0	NaN
Total	\$4,608,371	\$437,898	\$4,171,559	\$0	\$436,812	90.5%
Tuition						
In District Tuition	\$916,375	\$707	\$1,024,063	\$0	(\$107,688)	111.8%
Out of District Tuition	\$709,123	\$3,802	\$794,296	\$0	(\$85,173)	112.0%
Non Resident Tuition	\$368,090	\$3,360	\$370,301	\$0	(\$2,211)	100.6%
CE Workforce Training	\$190,000	\$500	\$135,197	\$0	\$54,803	71.2%
CE Workforce Info Tech	\$15,000	\$0	\$16,698	\$0	(\$1,698)	111.3%
CE Workforce Health Prof	\$190,000	\$0	\$172,521	\$0	\$17,479	90.8%
CE Leisure Learning	\$45,290	\$650	\$42,351	\$0	\$2,939	93.5%
CE Childrens Programs	\$0	\$0	\$0	\$0	\$0	NaN
Total	\$2,433,878	\$9,018	\$2,555,427	\$0	(\$121,549)	105.0%
Course Fees						
Building Use Fee	\$972,984	\$3,205	\$1,079,958	\$0	(\$106,974)	111.0%
Student Service Fee	\$69,455	\$184	\$71,627	\$0	(\$2,172)	103.1%
General Service Fee	\$291,840	\$1,025	\$296,056	\$0	(\$4,216)	101.4%
Registration Fee	\$175,104	\$960	\$179,244	\$0	(\$4,140)	102.4%
Out of District Fee	\$422,963	(\$2,368)	\$456,410	\$0	(\$33,447)	107.9%
Course and Lab fees	\$262,625	\$4,602	\$302,337	\$0	(\$39,712)	115.1%

Galveston College
Fund 11 Detail Rev\Exp
as of the end of July 2020

	Budget	(MTD) Actual	(YTD) Actual	Encumbrances	Available	% of Budget
	2020	July	2020	2020	2020	2020
Distance Education fee	\$151,608	(\$408)	\$128,351	\$0	\$23,257	84.7%
Distance Education fee N/R	\$5,250	\$400	\$16,000	\$0	(\$10,750)	304.8%
Testing Fees	\$36,000	\$2,079	\$11,239	\$0	\$24,761	31.2%
Testing Fees GED	\$3,000	\$0	\$1,443	\$0	\$1,557	48.1%
Testing Fees-Contract	\$3,000	\$240	\$19,473	\$0	(\$16,473)	649.1%
Late Registration Fees	\$8,000	\$658	\$8,115	\$0	(\$115)	101.4%
Schedule Change Fees	\$4,200	\$90	\$3,630	\$0	\$570	86.4%
Student Health\Insurance Fees	\$77,000	\$1,921	\$66,437	\$0	\$10,563	86.3%
SurCharge 3peat > 27 Dev hrs	\$42,250	\$0	\$32,589	\$0	\$9,661	77.1%
Other fees	\$0	\$0	\$0	\$0	\$0	NaN
Total	\$2,525,279	\$12,588	\$2,672,909	\$0	(\$147,630)	105.8%

30

Exemption/Waivers

Competitive Waiver	(\$34,000)	\$0	(\$21,838)	\$0	(\$12,163)	64.2%
Foster Care	(\$21,220)	\$0	(\$26,332)	\$0	\$5,112	124.1%
Hazelwood Waiver Credit	(\$19,900)	(\$561)	(\$13,732)	\$0	(\$6,168)	69.0%
Hazelwood Dependant	(\$34,650)	(\$2,287)	(\$33,207)	\$0	(\$1,443)	95.8%
Concurrent Enrollment	(\$500)	\$0	\$0	\$0	(\$500)	0.0%
Blind	(\$4,500)	\$0	(\$1,660)	\$0	(\$2,840)	36.9%
Fireman	(\$6,000)	\$0	(\$17,232)	\$0	\$11,232	287.2%
Police	(\$1,500)	\$0	(\$1,440)	\$0	(\$60)	96.0%
TEC 54.052	(\$93,000)	(\$979)	(\$98,421)	\$0	\$5,421	105.8%
Military Waiver	(\$12,000)	(\$1,275)	(\$11,475)	\$0	(\$525)	95.6%
GISD Dual Credit	(\$356,400)	(\$1,067)	(\$289,169)	\$0	(\$67,232)	81.1%
Other	(\$3,000)	\$0	(\$3,210)	\$0	\$210	107.0%

Galveston College
Fund 11 Detail Rev\Exp
as of the end of July 2020

	Budget 2020	(MTD) Actual July	(YTD) Actual 2020	Encumbrances 2020	Available 2020	% of Budget 2020
Total	(\$586,670)	(\$6,169)	(\$517,714)	\$0	(\$68,956)	88.2%
Local Taxes						
Current Taxes	\$13,825,387	\$236,368	\$13,713,348	\$0	\$112,040	99.2%
Delinquent	\$230,000	\$32,552	\$251,233	\$0	(\$21,233)	109.2%
Penalty & Interest	\$130,000	\$27,299	\$152,128	\$0	(\$22,128)	117.0%
Other	\$3,000	\$365	\$19,409	\$0	(\$16,409)	647.0%
Total	\$14,188,387	\$296,585	\$14,136,117	\$0	\$52,270	99.6%
Local Revenue						
Interest Income	\$375,000	\$5,138	\$256,815	\$0	\$118,185	68.5%
Miscellaneous Revenue	\$16,501	\$205	\$4,903	\$0	\$11,598	29.7%
Misc. Revenue-Vehicles	\$15,000	\$0	\$7,464	\$0	\$7,536	49.8%
Administrative Allowance	\$3,250	\$0	\$4,791	\$0	(\$1,541)	147.4%
Indirect Cost Recovery	\$55,000	\$0	\$6,088	\$0	\$48,912	11.1%
Donations	\$0	\$0	\$29,900	\$0	(\$29,900)	Infinity
Sales and Services	\$8,000	\$0	\$1,539	\$0	\$6,461	19.2%
Total	\$472,751	\$5,342	\$311,500	\$0	\$161,251	65.9%
Inter-Fund Appropriations						
Transfers from Ed & Gen (Fund Bal...	\$0	\$0	\$0	\$0	\$0	NaN
Transfers from Federal Grants	\$0	\$0	\$0	\$0	\$0	NaN
Transfers from Bond Revenue	\$0	\$0	\$0	\$0	\$0	NaN
Total	\$0	\$0	\$0	\$0	\$0	NaN
Total Revenue	\$23,641,996	\$755,262	\$23,329,797	\$0	\$312,199	\$1

**Galveston College
Fund 11 Detail Rev\Exp
as of the end of July 2020**

Budget	(MTD) Actual	(YTD) Actual	Encumbrances	Available	% of Budget
2020	July	2020	2020	2020	2020

Exp by State Classification

Instructional

Welding	\$307,513	\$17,670	\$205,408	\$3,880	\$98,225	66.8%
Biology	\$335,527	\$30,083	\$291,408	\$619	\$43,500	86.9%
Biotechnology	\$0	\$0	\$0	\$0	\$0	NaN
Chemistry	\$177,598	\$15,882	\$144,667	\$2,114	\$30,816	81.5%
Env Science	\$105,881	\$6,499	\$84,533	\$0	\$21,348	79.8%
Physics	\$130,288	\$13,670	\$98,251	\$73	\$31,964	75.4%
Accounting	\$60,413	\$5,034	\$47,467	\$200	\$12,747	78.6%
Accounting Tech	\$0	\$0	\$0	\$0	\$0	NaN
Business Admin	\$19,591	\$36	\$12,705	\$0	\$6,886	64.9%
Hosp/Tourism	\$0	\$0	\$0	\$0	\$0	NaN
Medical Office Admin	\$178,166	\$12,079	\$170,094	\$20	\$8,052	95.5%
Med Off Admin	\$0	\$0	\$0	\$0	\$0	NaN
Sm Bus Manage	\$0	\$0	\$0	\$0	\$0	NaN
Office Tech	\$0	\$0	\$0	\$0	\$0	NaN
Paralegal	\$0	\$0	\$0	\$0	\$0	NaN
Speech	\$113,962	\$8,504	\$97,881	\$0	\$16,081	85.9%
Comp. Science	\$92,709	\$7,165	\$71,734	\$0	\$20,975	77.4%
Comp. Tech.	\$106,316	\$5,794	\$79,538	\$0	\$26,779	74.8%
Culinary Arts	\$141,614	\$6,654	\$97,717	\$4,155	\$39,743	69.0%
Cosmetology	\$202,586	\$17,668	\$178,234	\$3,586	\$20,766	88.0%
Engineering	\$76,123	\$5,362	\$59,699	\$470	\$15,954	78.4%
Develop-Read	\$185,143	\$16,283	\$152,860	\$0	\$32,283	82.6%

**Galveston College
Fund 11 Detail Rev\Exp
as of the end of July 2020**

	Budget	(MTD) Actual	(YTD) Actual	Encumbrances	Available	% of Budget
	2020	July	2020	2020	2020	2020
Develop-Write	\$0	\$0	\$0	\$0	\$0	NaN
Develop-Other	\$0	\$0	\$0	\$0	\$0	NaN
Education	\$6,891	\$199	\$4,431	\$1	\$2,459	64.3%
English	\$263,318	\$24,265	\$223,900	\$0	\$39,418	85.0%
Humanities	\$24,638	\$1,420	\$16,968	\$0	\$7,670	68.9%
Philosophy	\$11,912	\$2,299	\$10,382	\$0	\$1,530	87.2%
Foreign Lang-SPAN	\$16,418	\$2,683	\$19,221	\$0	(\$2,802)	117.1%
Nursing-RN	\$917,880	\$82,550	\$771,654	\$4,008	\$142,218	84.1%
Nursing Admin	\$171,055	\$13,791	\$149,256	\$0	\$21,798	87.3%
Allied Health	\$0	\$0	\$0	\$0	\$0	NaN
Clinical Research	\$0	\$0	\$0	\$0	\$0	NaN
Emer Med Serv	\$288,620	\$33,045	\$315,824	\$0	(\$27,204)	109.4%
Imaging-CT	\$146,377	\$11,029	\$127,488	\$0	\$18,889	87.1%
Imaging-MRI	\$131,372	\$12,598	\$102,462	\$0	\$28,910	78.0%
Imaging-Mam	\$0	\$0	\$0	\$0	\$0	NaN
Imaging-Nuclear	\$153,253	\$8,524	\$131,857	\$97	\$21,299	86.0%
Imaging-Rad Thy	\$177,309	\$11,132	\$145,493	\$615	\$31,201	82.1%
Imaging-Rad Tch	\$293,842	\$21,163	\$265,636	\$1,554	\$26,652	90.4%
Ophthalmic Asst	\$0	\$0	\$0	\$0	\$0	NaN
Pharmacy Tech	\$0	\$0	\$0	\$0	\$0	NaN
Phlebotomy Tech	\$0	\$0	\$0	\$0	\$0	NaN
Sonography	\$126,675	\$17,418	\$119,589	\$402	\$6,684	94.4%
Surgical Tech	\$123,550	\$9,768	\$107,866	\$0	\$15,683	87.3%
Nursing-LVN	\$211,869	\$18,237	\$182,103	\$2,330	\$27,437	86.0%

Galveston College
Fund 11 Detail Rev\Exp
as of the end of July 2020

	Budget	(MTD) Actual	(YTD) Actual	Encumbrances	Available	% of Budget
	2020	July	2020	2020	2020	2020
Develop-Math	\$252,483	\$16,898	\$208,465	\$300	\$43,718	82.6%
Mathematics	\$335,912	\$28,674	\$287,705	\$0	\$48,207	85.6%
Auto Tech	\$0	\$0	\$0	\$0	\$0	NaN
HVAC Tech	\$116,854	\$9,675	\$87,995	\$2,042	\$26,816	75.3%
Industrial Sys	\$0	\$0	\$0	\$0	\$0	NaN
Electrical and Electroncis	\$106,124	\$7,795	\$85,091	\$6,337	\$14,695	80.2%
Instrumentation	\$0	\$0	\$0	\$0	\$0	NaN
Fitness Center	\$107,068	\$7,509	\$83,785	\$840	\$22,442	78.3%
Physical Ed.	\$109,435	\$9,219	\$93,832	\$0	\$15,603	85.7%
CJ-Academic	\$100,298	\$8,065	\$87,679	\$56	\$12,562	87.4%
CJ-Law Enforce	\$139,527	\$4,751	\$107,447	\$0	\$32,080	77.0%
Economics	\$64,431	\$5,808	\$54,831	\$0	\$9,600	85.1%
Government/PS	\$118,941	\$12,814	\$110,037	\$0	\$8,903	92.5%
History/Geog.	\$125,226	\$13,683	\$108,690	\$0	\$16,536	86.8%
Psychology	\$106,927	\$6,600	\$93,576	\$0	\$13,350	87.5%
Sociology	\$46,307	\$1,264	\$41,737	\$0	\$4,571	90.1%
Art	\$173,934	\$11,590	\$141,209	\$0	\$32,725	81.2%
Digital Imaging	\$0	\$0	\$0	\$0	\$0	NaN
Drama / Theater	\$126,160	\$11,368	\$105,163	\$9,855	\$11,142	83.4%
Music	\$39,745	\$2,409	\$39,131	\$357	\$257	98.5%
Medical Bachelors	\$100,130	\$8,141	\$89,171	\$0	\$10,959	89.1%
Nursing BSN	\$7,725	\$431	\$7,256	\$0	\$469	93.9%
Accreditation	\$17,485	\$0	\$10,421	\$200	\$6,864	59.6%
Accreditation QEP	\$15	\$0	\$15	\$0	\$0	97.8%

Galveston College
Fund 11 Detail Rev\Exp
as of the end of July 2020

	Budget 2020	(MTD) Actual July	(YTD) Actual 2020	Encumbrances 2020	Available 2020	% of Budget 2020
ATD	\$8,000	\$0	\$8,000	\$0	\$0	100.0%
Faculty Dev.	\$84,297	\$2,661	\$68,823	\$0	\$15,474	81.6%
Lecture Series	\$6,600	\$0	\$1,416	\$0	\$5,184	21.5%
CE-Workforce	\$112,248	\$439	\$69,779	\$3,236	\$39,232	62.2%
CE Cisco	\$23,994	\$0	\$9,015	\$0	\$14,979	37.6%
CE Allied Health	\$196,013	\$6,217	\$134,136	\$16,202	\$45,676	68.4%
Total Instructional	\$7,924,287	\$614,514	\$6,620,732	\$63,550	\$1,240,004	84%
Instructional Donations	\$0	\$0	\$29,900	\$0	(\$29,900)	Infinity
 Community Services						
CE Leisure Learning	\$37,690	\$0	\$6,914	\$0	\$30,776	18.3%
CE Children Programs	\$0	\$0	\$0	\$0	\$0	NaN
Total Community Service	\$37,690	\$0	\$6,914	\$0	\$30,776	18.3%
 Academic Support						
Vice President of Instruction	\$253,647	\$19,869	\$221,833	\$268	\$31,547	87.5%
Arts & Sciences Administration	\$64,417	\$5,169	\$57,779	\$0	\$6,638	89.7%
Tech\Professional Ed. Administration	\$213,075	\$17,487	\$191,031	\$4,976	\$17,068	89.7%
Adult & Continuing Ed. Administration	\$232,540	\$17,069	\$200,114	\$3,775	\$28,651	86.1%
Distance Education Administration	\$163,923	\$11,900	\$141,725	\$0	\$22,198	86.5%
Hamshire - Fannett Administration	\$0	\$0	\$0	\$0	\$0	NaN
Grants Development	\$77,283	\$5,985	\$47,755	\$40	\$29,488	61.8%
Library & Learning Resources	\$350,449	\$21,546	\$306,807	\$2,489	\$41,154	87.5%
Media Services	\$51,236	\$3,551	\$43,767	\$556	\$6,913	85.4%

**Galveston College
Fund 11 Detail Rev\Exp
as of the end of July 2020**

	Budget 2020	(MTD) Actual July	(YTD) Actual 2020	Encumbrances 2020	Available 2020	% of Budget 2020
Student Success Center (Tutoring)	\$147,971	\$9,053	\$107,131	\$41	\$40,799	72.4%
Testing Center	\$158,629	\$8,050	\$99,078	\$11,500	\$48,051	62.5%
Total For Academic Support	\$1,713,172	\$119,680	\$1,417,019	\$23,644	\$272,508	82.7%

Student Services

Vice President of Student Services	\$315,444	\$19,791	\$235,428	\$8,770	\$71,245	74.6%
Admissions\Records	\$469,631	\$37,578	\$401,375	\$235	\$68,021	85.5%
Campus Security	\$608,399	\$45,684	\$508,973	\$118	\$99,308	83.7%
Counseling	\$573,971	\$43,209	\$492,344	\$0	\$81,627	85.8%
Financial Aid	\$328,495	\$22,100	\$272,640	\$52	\$55,803	83.0%
Student Activities	\$71,630	\$5,600	\$23,740	\$0	\$47,890	33.1%
Phi Theta Kappa	\$0	\$0	\$0	\$0	\$0	NaN
Total For Student Services	\$2,367,571	\$173,962	\$1,934,501	\$9,176	\$423,894	81.7%

Institutional Support

Board of Regents	\$134,373	\$2,166	\$26,470	\$450	\$107,453	19.7%
President	\$541,470	\$36,310	\$372,275	\$250	\$168,945	68.8%
General Institutional Expenses	\$592,863	\$4,483	\$171,447	\$725	\$420,692	28.9%
Vice President for Administration	\$191,896	\$14,940	\$166,224	\$347	\$25,325	86.6%
Business Services	\$724,158	\$43,897	\$624,736	\$6,782	\$92,640	86.3%
Human Resources & Risk Mgmt.	\$423,044	\$37,471	\$355,322	\$22,630	\$45,092	84.0%
Professional Development	\$8,000	\$0	\$4,766	\$1,424	\$1,810	59.6%
Purchasing	\$79,303	\$6,108	\$68,915	\$2,030	\$8,358	86.9%
Research and Planning	\$188,162	\$13,464	\$171,200	\$630	\$16,332	91.0%
Information Technology	\$1,591,943	\$59,764	\$1,221,937	\$139,881	\$230,125	76.8%

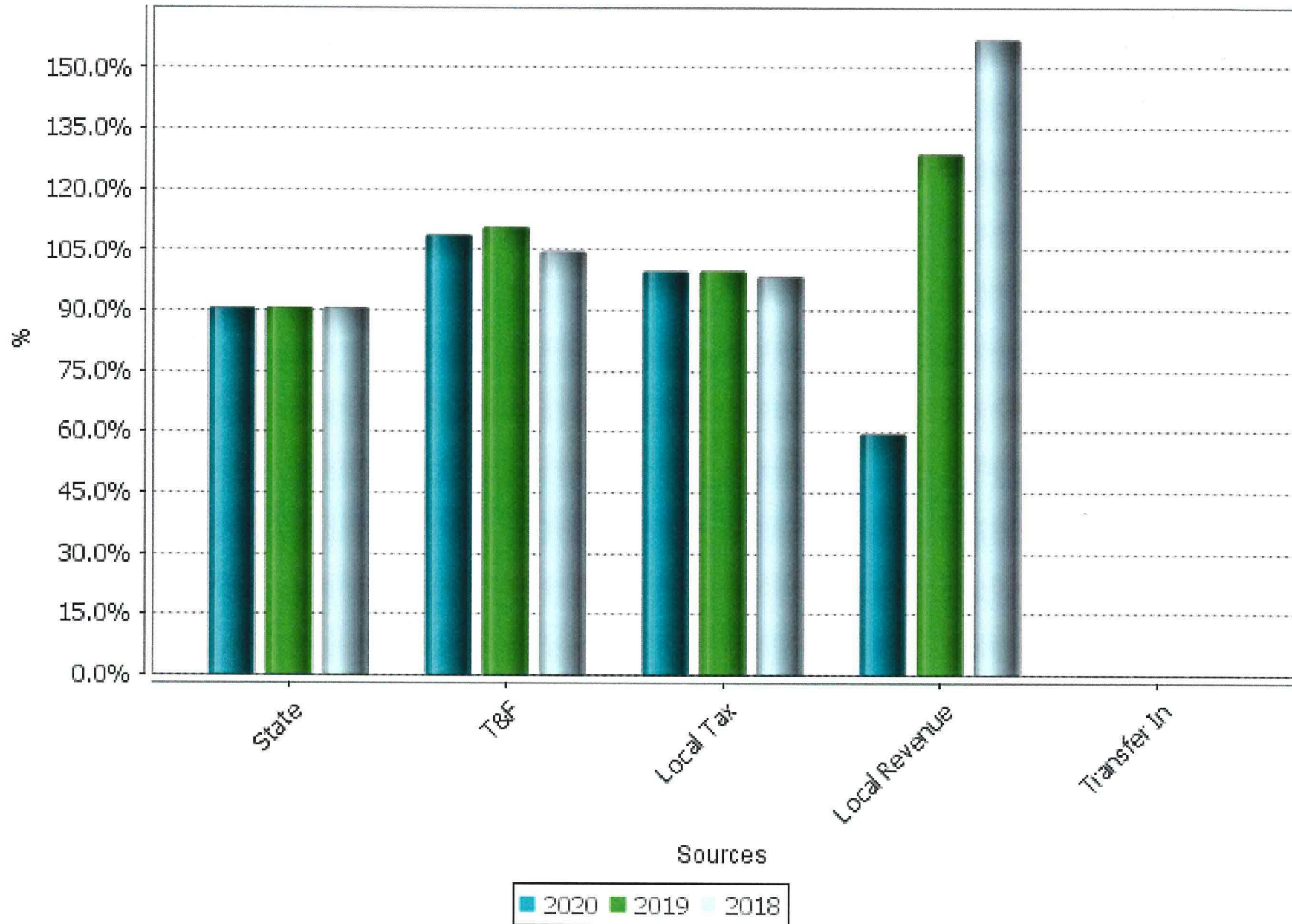
**Galveston College
Fund 11 Detail Rev\Exp
as of the end of July 2020**

	Budget 2020	(MTD) Actual July	(YTD) Actual 2020	Encumbrances 2020	Available 2020	% of Budget 2020
Communications	\$138,850	\$18,911	\$95,756	\$18,931	\$24,162	69.0%
Vice Pres. Community Engagement	\$0	\$0	\$0	\$0	\$0	NaN
Development	\$421,435	\$18,582	\$196,597	\$167	\$224,671	46.6%
GC Foundation	\$108,126	\$4,199	\$49,105	\$0	\$59,020	45.4%
Marketing & Media	\$576,666	\$60,646	\$547,948	\$10,000	\$18,718	95.0%
Total for Institutional Support	\$5,720,289	\$320,941	\$4,072,699	\$204,247	\$1,443,343	71.2%
Staff Benefits						
Staff Benefits - State Eligible	\$1,082	\$118	\$118	\$0	\$964	10.9%
Staff Benefits - Non-State Eligible	\$0	\$0	\$0	\$0	\$0	NaN
Staff Benefits GASB68		\$0	\$0	\$0		
Staff Benefits - Retirees	\$0	\$0	\$0	\$0	\$0	NaN
Total For Staff Benefits	\$1,082	\$118	\$118	\$0	\$964	10.9%
Operations and Maintenance						
Plant Administration	\$731,615	\$16,556	\$683,547	\$0	\$48,069	93.4%
Building Maintenance	\$959,406	\$94,728	\$770,135	\$73,612	\$115,659	80.3%
Custodial Services	\$476,895	\$40,540	\$407,159	\$5,121	\$64,615	85.4%
Custodial Services Tech Center	\$0	\$0	\$0	\$0	\$0	NaN
Grounds Maintenance	\$63,000	\$6,333	\$48,222	\$2,611	\$12,167	76.5%
Grounds Maintenance Tech Cente	\$0	\$0	\$0	\$0	\$0	NaN
Transportation	\$55,000	\$356	\$29,784	\$946	\$24,270	54.2%
Utilities	\$595,000	\$42,190	\$432,814	\$156,280	\$5,906	72.7%
Utilities Tech Center	\$95,000	\$4,337	\$85,263	\$8,429	\$1,309	89.8%
Total for Operations and M...	\$2,975,917	\$205,040	\$2,456,922	\$247,000	\$271,994	82.6%

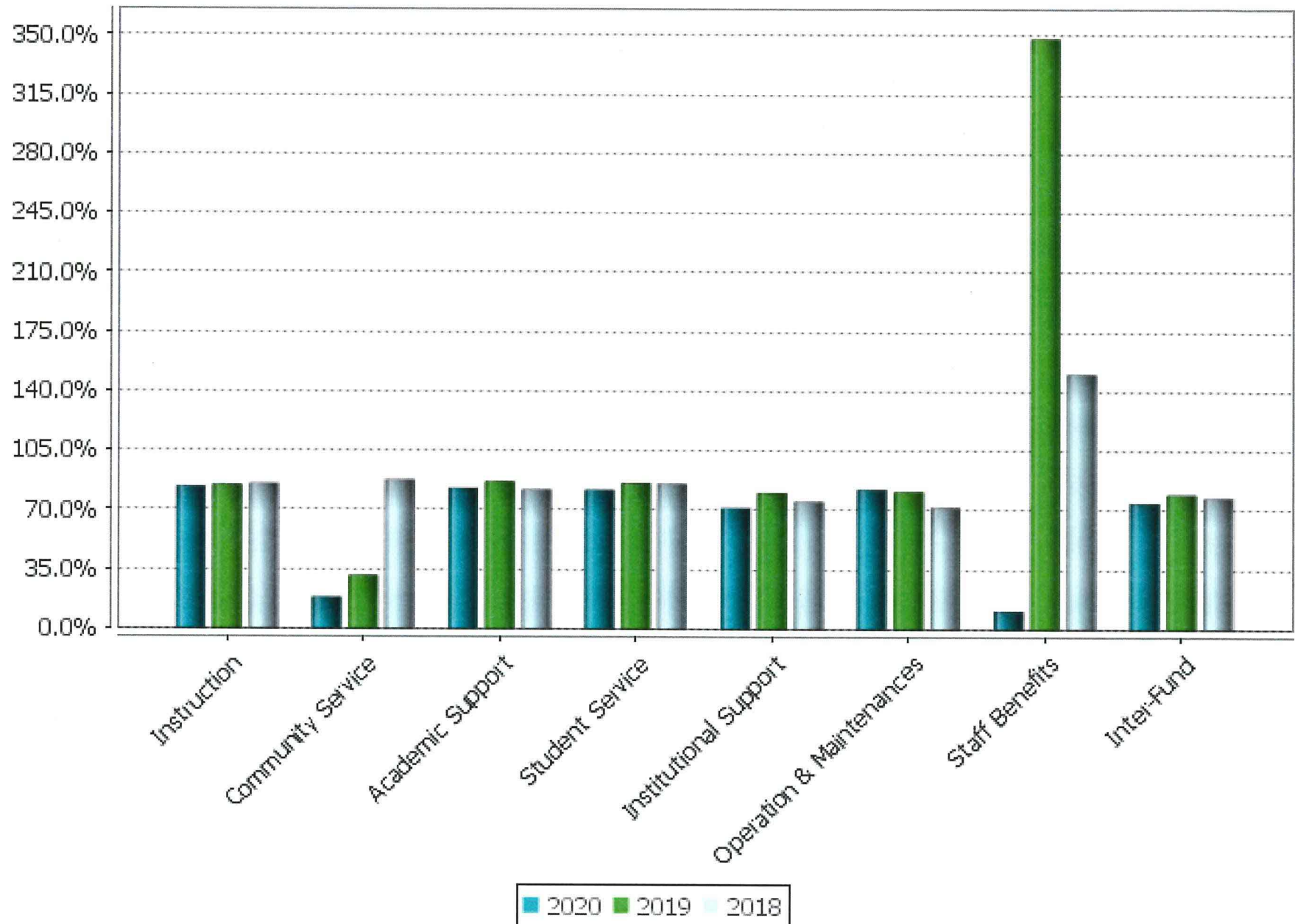
**Galveston College
Fund 11 Detail Rev\Exp
as of the end of July 2020**

	Budget 2020	(MTD) Actual July	(YTD) Actual 2020	Encumbrances 2020	Available 2020	% of Budget 2020
Inter-fund Appropriations						
Transfers to Auxiliary	\$634,376	\$0	\$331,349	\$0	\$303,028	52.2%
Transfers to Student Activity Fund	\$69,455	\$184	\$71,627	\$0	(\$2,172)	103.1%
Transfer to State Eligible Ben	\$1,371,268	\$98,290	\$985,285	\$0	\$385,983	71.9%
Transfers to State Grants & Aid	\$126,890	\$19,707	\$131,900	\$0	(\$5,010)	103.9%
Transfers to Bond Revenue	\$0	\$0	\$0	\$0	\$0	NaN
Transfer to Construction	\$0	\$0	\$0	\$0	\$0	NaN
Transfers to Capital Project	\$700,000	\$58,333	\$641,667	\$0	\$58,333	91.7%
Transfers to Fixed Assets	\$0	\$0	\$0	\$0	\$0	NaN
Total Inter-fund Appropriations	\$2,901,990	\$176,514	\$2,161,827	\$0	\$740,163	74.5%
Expenditures Totals	\$23,641,996	\$1,610,769	\$18,670,732	\$547,617	\$4,423,647	79.0%

3 Year Revenue by Percentage (YTD)



Three Year Expense by Percentage (TYD)



**Auxiliary fund
as of July 31, 2020**

July 31, 2020	Current year Budget 2020	Current year (MTD) Actual July	Current ... (YTD) Act... 2020	Current ... Encumbr... 2020	Current year Remaining 2020	Current year % Expended 2020
Revenue by State Classification						
Interfund Appropriations	\$634,376	\$0	\$331,349	\$0	\$303,028	52%
Bookstore Commission	\$60,000	\$26,973	\$74,470	\$0	(\$14,470)	124%
Student housing	\$113,235	\$41,738	\$134,558	\$0	(\$21,323)	119%
Food Service	\$127,879	\$45,500	\$150,199	\$0	(\$22,320)	117%
Special Event	\$35,000	\$0	\$0	\$0	\$35,000	0%
Sales and Services	\$184,665	\$7,645	\$134,335	\$0	\$50,330	73%
Total Revenue	\$1,155,155	\$121,855	\$824,910	\$0	\$330,245	71%
Expenditures by Department						
Bookstore(retiree)	0	0	0	0	\$0	NaN
Student Housing	0	0	0	0	\$0	NaN
Food Service	108,528	0	65,940	0	\$42,588	61%
Print Shop	142,536	11,510	96,322	29,237	\$16,977	68%
Special Event	35,000	0	0	0	\$35,000	0%
Athletics General	66,501	2,532	46,177	120	\$20,204	69%
Baseball	350,053	13,222	270,132	5,871	\$74,050	77%
Softball	267,676	2,456	197,526	240	\$69,910	74%
General Institutional	184,861	5,631	56,382	6,258	\$122,222	30%
Expenditures Total	1,155,155	35,353	732,479	41,725.27	\$380,952	63%

**Auxiliary fund
as of July 31, 2020**

Expenditures by Type						
General Operating	227,215	11,424	84,980	8,796	133,437.82	37%
Contracted Services	232,273	6,988	153,940	27,761	50,573.00	66%
Travel	64,900	308	28,000	0	36,900.09	43%
Equipment	44,690	1,409	36,222	5,168	3,299.60	81%
Special Event	31,000	0	0	0	31,000.00	0%
Transfer to Scholars...	25,000	0	0	0	25,000.00	0%
Scholarships	285,352	173	209,058	0	76,293.78	73%
Salaries & Stipends	184,990	11,410	168,103	0	16,886.98	91%
Staff Benefits	59,736	3,641	52,175	0	7,560.23	87%
Expenditures Total	1,155,155	35,353	732,479	41,725.27	380,951.50	63%

**Student Service Fund
as of July 31, 2020**

July 31, 2020	Current year Budget 2020	Current year (MTD) Actual July	Current ... (YTD) Act... 2020	Current ... Encumbr... 2020	Current year Remaining 2020	Current year % Expended 2020
Revenue by State Classification						
Interfund Appropriations	\$69,455	\$184	\$71,627	\$0	(\$2,172)	103%
Fund Balance Transfer	\$0	\$0	\$0	\$0	\$0	NaN
Total Revenue	\$69,455	\$184	\$71,627	\$0	(\$2,172)	103%
Expenditures by Department						
Student Activities	42,805	0	20,622	228	\$21,955	48%
Student Government	23,750	297	4,271	0	\$19,479	18%
Phi Theta Kappa	2,900	0	0	0	\$2,900	0%
Expenditures Total	69,455	297	24,893	228	\$44,333	36%
Expenditures by Type						
General Operating	44,188	297	18,468	228	25,492	42%
Contracted Services	0	0	0	0	0	
Travel	15,267	0	3,626	0	11,641	24%
Equipment	0	0	0	0	0	NaN
Scholarships	0	0	0	0	0	
Salaries & Stipends	10,000	0	2,800	0	7,200	
Staff Benefits	0	0	0	0	0	
Expenditures Total	69,455	297	24,893	228	44,333	36%

GALVESTON COLLEGE
Construction\Capital Project fund
as of July 31, 2020

July 31, 2020

	Current year Budget 2020	Current year (MTD) Actual July	Current year (YTD) Actual 2020	Current year Encumbrances 2020	Current year Remaining 2020
Fund 71					
Seibel Student Housing					
Revenue					
Fund Balance Transfer (2.1 Mil Seibel Donated Funds)	4,148,094	0	0	0	4,148,094
Total Revenue	4,148,094	0	0	0	4,148,094
Expenditures					
Contingency	74,655	0	0	0	74,655
Contracted Services (Landscaping)	150,358	0	0	0	150,358
IT Infrastructure	149,642	0	48,203	0	101,439
Furniture & Equipment	300,000	836	836	176,555	122,609
Facility Construction	3,273,439	608,739	3,412,115	397,190	(535,866) 44
Arch and Engr Fees	200,000	0	600	0	199,400
Expenditures Total	4,148,094	609,575	3,461,754	573,745	112,595
Remodel Cheney Center\Food Service					
Revenue					
Fund Balance Transfer	385,000	0	0	0	385,000
Total Revenue	385,000	0	0	0	385,000
Expenditures					
Equipment	50,354	37,648	37,648	20,633	(7,927)
Facility Construction	299,646	0	0	869	298,777
Arch and Engr Fees	35,000	0	0	0	35,000
Expenditures Total	385,000	37,648	37,648	21,501	325,850
Future Expansion (Building)		0	176,026		
Expenditures Total		0	176,026		

GALVESTON COLLEGE
Construction\Capital Project fund
as of July 31, 2020

July 31, 2020	Current year Budget 2020	Current year (MTD) Actual July	Current year (YTD) Actual 2020	Current year Encumbrances 2020	Current year Remaining 2020
FEMA Funds Harvey Revenue	0	0	115,707	0	(115,707)
Total Revenue	0	0	115,707	0	(115,707)
Fund Revenue Total	4,533,094	0	115,707	0	4,417,387
Fund Expenditures Total	4,533,094	647,224	3,675,428	595,246	262,419
Fund 71 total		(647,224)	(3,559,721)	(595,246)	

GALVESTON COLLEGE
Construction\Capital Project fund
as of July 31, 2020

July 31, 2020

	Current year Budget 2020	Current year (MTD) Actual July	Current year (YTD) Actual 2020	Current year Encumbrances 2020	Current year Remaining 2020
--	--------------------------------	--------------------------------------	--------------------------------------	--------------------------------------	-----------------------------------

Capital Projects Fund 72

Revenue

Transfer from Fund 11	700,000	58,333	641,667	0	58,333
Total Revenue	700,000	58,333	641,667	0	58,333

Expenditures

Development Capital Campaign

Professional Service	420,000	0	0	0	420,000
Contingency	35,000	0	0	0	35,000
Expenditures Total	455,000	0	0	0	455,000

46

IT\Media

Computer Refresh	135,000	0	0	39	134,961
Media Equipment	63,000	0	22,854	57,136	(16,990)
Expenditures Total	198,000	0	22,854	57,175	117,971

Instrumentation

Instrumentation Equip	47,000	0	47,000	0	0
Expenditures Total	47,000	0	47,000	0	0

Fund Revenue Total	700,000	58,333	641,667		58,333
Fund Expenditures Total	700,000	0	69,854		630,146
Fund 72 total		58,333	571,812		

Operating Fund
Revenue Summary Sheet
August 2020 Meeting
As of June 30, 2020 (83.3 % of Year)

Source	Budgeted 2019/2020	Year-to-Date		
		Received (\$) 2019/2020	Received (%) 2019/2020	Received (%) 2018/2019
State Funds	\$4,608,371	\$3,733,661	81.0%	81.0%
Tuition and Fees	\$4,372,487	\$4,695,185	107.4%	106.9%
Local Taxes	\$14,188,387	\$13,839,532	97.5%	97.5%
Local Revenues	\$472,751	\$306,157	64.8%	156.6%
Total Revenue	\$23,641,996	\$22,574,535	95.5%	96.7%

Operating Fund
Expenditure Summary Sheet
August 2020 Meeting
As of June 30, 2020 (83.3 % of Year)

Source	Budgeted 2019/2020	Year-to-Date		
		Expended (\$) 2019/2020	Expended (%) 2019/2020	Expended (%) 2018/2019
Instruction	\$7,921,591	\$6,006,219	75.8%	76.8%
Community Service	\$37,638	\$6,914	18.4%	18.4%
Academic Support	\$1,693,228	\$1,297,339	76.6%	78.1%
Student Services	\$2,365,375	\$1,760,539	74.4%	78.5%
Institutional Support	\$5,754,884	\$3,751,758	65.2%	75.2%
Staff Benefits	\$13,300	\$0	0.0%	348.2%
Operations/ Maintenance	\$2,953,990	\$2,251,882	76.2%	72.2%
Interfund Transfers (out)	\$2,901,990	\$1,985,313	68.4%	73.3%
Total Expenditures	\$23,641,996	\$17,059,963	72.2%	75.7%

GALVESTON COLLEGE
Fund 11 Education and General

June 30, 2020

	Current year Budget 2020	Current year (MTD) Actual June	Current year (YTD) Actual 2020	Current year Encumbrances 2020	Current year Remaining 2020	Current year % Expended 2020	Prior Year % Expended 2019
Revenue by State Classification							
State Funds	4,608,371	437,898	3,733,661	0	874,710	81.0%	81.0%
Tuition	2,433,878	61,593	2,546,409	0	(112,531)	104.6%	110.2%
Course Fees	2,525,279	80,378	2,660,321	0	(135,042)	105.3%	108.4%
Exemption\Waivers	(586,670)	(12,738)	(511,545)	0	(75,125)	87.2%	134.1%
Local Taxes	14,188,387	439,649	13,839,532	0	348,856	97.5%	97.5%
Local Revenue	464,751	7,122	304,618	0	160,133	65.5%	117.5%
Sales and Services	8,000	0	1,539	0	6,461	19.2%	48.9%
Total Revenue	23,641,996	1,013,902	22,574,535	0	1,067,461	95.5%	96.7%
Expenditures by State Classification							
instructions	7,924,287	570,393	6,006,219	58,059	1,860,009	75.8%	76.8%
Community Service	37,690	0	6,914	0	30,776	18.3%	18.4%
Academic Support	1,713,172	116,025	1,297,339	6,236	409,596	75.7%	78.1%
Student Services	2,367,571	166,616	1,760,539	6,691	600,341	74.4%	78.5%
institutional Support	5,720,289	347,968	3,751,758	235,626	1,732,905	65.6%	75.2%
Operations And Maintenances	2,975,917	240,717	2,251,882	327,045	396,989	75.7%	72.2%
Staff Benefits	1,082	0	0	0	1,082	0.0%	348.2%
Inter-Fund Appropriation	2,901,990	187,048	1,985,313	0	916,677	68.4%	73.3%
Expenditures Total	23,641,996	1,628,767	17,059,963	633,658	5,948,375	72.2%	75.7%
Expenditures by Type							
General Operating	3,125,138	187,837	1,925,099	161,565	1,038,474	61.6%	68.2%
Contracted Services	2,372,012	164,179	1,641,847	214,803	515,361	69.2%	76.3%
Travel	339,434	1,286	161,662	0	177,772	47.6%	74.0%
Equipment	362,027	16,367	143,695	32,834	185,498	39.7%	69.5%
Utilities	795,000	37,123	530,932	224,456	39,612	66.8%	63.0%
Faculty Full Time	3,895,979	305,417	3,182,743	0	713,237	81.7%	81.2%
Faculty Overloads\Adjunct	1,697,044	97,607	1,156,845	0	540,199	68.2%	73.1%
Stipends	376,406	32,358	288,598	0	87,808	76.7%	79.9%
Administrator Salaries	1,894,518	157,877	1,578,769	0	315,749	83.3%	80.3%
Professional Technical Salaries	2,137,791	156,723	1,574,218	0	563,574	73.6%	75.4%
Classified Salaries	2,042,346	165,089	1,642,426	0	399,920	80.4%	80.4%
Part-Time Salaries	362,665	24,948	239,791	0	122,874	66.1%	88.9%
Staff Benefits	1,339,646	94,908	1,008,024	0	331,621	75.2%	76.7%
Interfund Appropriations	2,901,990	187,048	1,985,313	0	916,677	68.4%	73.3%
Expenditures Total	23,641,996	1,628,767	17,059,963	633,658	5,948,375	72.2%	75.8%

GALVESTON COLLEGE
Fund 11 Education and General

Excess Rev/Exp

0 (614,864) 5,514,572

Galveston College
Fund 11 Detail Rev\Exp
as of the end of June 2020

	Budget 2020	(MTD) Actual June	(YTD) Actual 2020	Encumbrances 2020	Available 2020	% of Budget 2020
State Appropriation						
Academic/Technical	\$3,538,300	\$337,181	\$2,874,919	\$0	\$663,381	81.3%
Incentive	\$389,665	\$35,032	\$298,693	\$0	\$90,972	76.7%
Core	\$680,406	\$65,685	\$560,049	\$0	\$120,357	82.3%
Health Insurance	\$0	\$0	\$0	\$0	\$0	NaN
Total	\$4,608,371	\$437,898	\$3,733,661	\$0	\$874,710	81.0%
Tuition						
In District Tuition	\$916,375	\$25,191	\$1,023,357	\$0	(\$106,982)	111.7%
Out of District Tuition	\$709,123	\$25,601	\$790,495	\$0	(\$81,372)	111.5%
Non Resident Tuition	\$368,090	\$10,752	\$366,941	\$0	\$1,149	99.7%
CE Workforce Training	\$190,000	(\$525)	\$134,697	\$0	\$55,303	70.9%
CE Workforce Info Tech	\$15,000	\$0	\$16,698	\$0	(\$1,698)	111.3%
CE Workforce Health Prof	\$190,000	\$479	\$172,521	\$0	\$17,479	90.8%
CE Leisure Learning	\$45,290	\$95	\$41,701	\$0	\$3,589	92.1%
CE Childrens Programs	\$0	\$0	\$0	\$0	\$0	NaN
Total	\$2,433,878	\$61,593	\$2,546,409	\$0	(\$112,531)	104.6%
Course Fees						
Building Use Fee	\$972,984	\$30,458	\$1,076,753	\$0	(\$103,769)	110.7%
Student Service Fee	\$69,455	\$2,309	\$71,443	\$0	(\$1,988)	102.9%
General Service Fee	\$291,840	\$10,840	\$295,031	\$0	(\$3,191)	101.1%
Registration Fee	\$175,104	\$6,810	\$178,284	\$0	(\$3,180)	101.8%
Out of District Fee	\$422,963	\$14,487	\$458,778	\$0	(\$35,815)	108.5%
Course and Lab fees	\$262,625	\$9,011	\$297,736	\$0	(\$35,111)	113.4%

Galveston College
Fund 11 Detail Rev\Exp
as of the end of June 2020

	Budget	(MTD) Actual	(YTD) Actual	Encumbrances	Available	% of Budget
	2020	June	2020	2020	2020	2020
Distance Education fee	\$151,608	\$0	\$128,759	\$0	\$22,849	84.9%
Distance Education fee N/R	\$5,250	\$1,300	\$15,600	\$0	(\$10,350)	297.1%
Testing Fees	\$36,000	\$1,428	\$9,160	\$0	\$26,840	25.4%
Testing Fees GED	\$3,000	\$0	\$1,443	\$0	\$1,557	48.1%
Testing Fees-Contract	\$3,000	\$0	\$19,233	\$0	(\$16,233)	641.1%
Late Registration Fees	\$8,000	\$75	\$7,458	\$0	\$543	93.2%
Schedule Change Fees	\$4,200	\$320	\$3,540	\$0	\$660	84.3%
Student Health\Insurance Fees	\$77,000	\$2,681	\$64,516	\$0	\$12,484	83.8%
SurCharge 3peat > 27 Dev hrs	\$42,250	\$660	\$32,589	\$0	\$9,661	77.1%
Other fees	\$0	\$0	\$0	\$0	\$0	NaN
Total	\$2,525,279	\$80,378	\$2,660,321	\$0	(\$135,042)	105.3%

Exemption/Waivers

Competitive Waiver	(\$34,000)	(\$900)	(\$21,838)	\$0	(\$12,163)	64.2%
Foster Care	(\$21,220)	(\$1,260)	(\$26,332)	\$0	\$5,112	124.1%
Hazelwood Waiver Credit	(\$19,900)	(\$561)	(\$13,170)	\$0	(\$6,730)	66.2%
Hazelwood Dependant	(\$34,650)	(\$1,912)	(\$30,920)	\$0	(\$3,730)	89.2%
Concurrent Enrollment	(\$500)	\$0	\$0	\$0	(\$500)	0.0%
Blind	(\$4,500)	\$0	(\$1,660)	\$0	(\$2,840)	36.9%
Fireman	(\$6,000)	(\$4,284)	(\$17,232)	\$0	\$11,232	287.2%
Police	(\$1,500)	\$0	(\$1,440)	\$0	(\$60)	96.0%
TEC 54.052	(\$93,000)	(\$2,744)	(\$97,442)	\$0	\$4,442	104.8%
Military Waiver	(\$12,000)	(\$900)	(\$10,200)	\$0	(\$1,800)	85.0%
GISD Dual Credit	(\$356,400)	(\$176)	(\$288,102)	\$0	(\$68,299)	80.8%
Other	(\$3,000)	\$0	(\$3,210)	\$0	\$210	107.0%

**Galveston College
Fund 11 Detail Rev\Exp
as of the end of June 2020**

	Budget 2020	(MTD) Actual June	(YTD) Actual 2020	Encumbrances 2020	Available 2020	% of Budget 2020
Total	(\$586,670)	(\$12,738)	(\$511,545)	\$0	(\$75,125)	87.2%
Local Taxes						
Current Taxes	\$13,825,387	\$398,706	\$13,476,979	\$0	\$348,408	97.5%
Delinquent	\$230,000	\$20,597	\$218,681	\$0	\$11,319	95.1%
Penalty & Interest	\$130,000	\$20,346	\$124,828	\$0	\$5,172	96.0%
Other	\$3,000	\$0	\$19,044	\$0	(\$16,044)	634.8%
Total	\$14,188,387	\$439,649	\$13,839,532	\$0	\$348,856	97.5%
Local Revenue						
Interest Income	\$375,000	\$6,512	\$251,677	\$0	\$123,323	67.1%
Miscellaneous Revenue	\$16,501	\$214	\$4,698	\$0	\$11,803	28.5%
Misc. Revenue-Vehicles	\$15,000	\$396	\$7,464	\$0	\$7,536	49.8%
Administrative Allowance	\$3,250	\$0	\$4,791	\$0	(\$1,541)	147.4%
Indirect Cost Recovery	\$55,000	\$0	\$6,088	\$0	\$48,912	11.1%
Donations	\$0	\$0	\$29,900	\$0	(\$29,900)	Infinity
Sales and Services	\$8,000	\$0	\$1,539	\$0	\$6,461	19.2%
Total	\$472,751	\$7,122	\$306,157	\$0	\$166,594	64.8%
Inter-Fund Appropriations						
Transfers from Ed & Gen (Fund Bal...	\$0	\$0	\$0	\$0	\$0	NaN
Transfers from Federal Grants	\$0	\$0	\$0	\$0	\$0	NaN
Transfers from Bond Revenue	\$0	\$0	\$0	\$0	\$0	NaN
Total	\$0	\$0	\$0	\$0	\$0	NaN
Total Revenue	\$23,641,996	\$1,013,902	\$22,574,535	\$0	\$1,067,461	\$1

**Galveston College
Fund 11 Detail Rev\Exp
as of the end of June 2020**

Budget 2020	(MTD) Actual June	(YTD) Actual 2020	Encumbrances 2020	Available 2020	% of Budget 2020
----------------	----------------------	----------------------	----------------------	-------------------	---------------------

Exp by State Classification

Instructional

Welding	\$307,513	\$18,234	\$187,738	\$3,166	\$116,609	61.1%
Biology	\$335,527	\$24,276	\$261,324	\$619	\$73,584	77.9%
Biotechnology	\$0	\$0	\$0	\$0	\$0	NaN
Chemistry	\$177,598	\$15,225	\$128,786	\$2,247	\$46,565	72.5%
Env Science	\$105,881	\$4,742	\$78,034	\$495	\$27,352	73.7%
Physics	\$130,288	\$11,343	\$84,581	\$2,440	\$43,267	64.9%
Accounting	\$60,413	\$5,034	\$42,433	\$200	\$17,780	70.2%
Accounting Tech	\$0	\$0	\$0	\$0	\$0	NaN
Business Admin	\$19,591	\$32	\$12,669	\$0	\$6,922	64.7%
Hosp/Tourism	\$0	\$0	\$0	\$0	\$0	NaN
Medical Office Admin	\$178,166	\$9,898	\$158,015	\$20	\$20,130	88.7%
Med Off Admin	\$0	\$0	\$0	\$0	\$0	NaN
Sm Bus Manage	\$0	\$0	\$0	\$0	\$0	NaN
Office Tech	\$0	\$0	\$0	\$0	\$0	NaN
Paralegal	\$0	\$0	\$0	\$0	\$0	NaN
Speech	\$113,962	\$8,505	\$89,376	\$0	\$24,586	78.4%
Comp. Science	\$92,709	\$6,310	\$64,570	\$0	\$28,139	69.6%
Comp. Tech.	\$106,316	\$5,794	\$73,744	\$0	\$32,572	69.4%
Culinary Arts	\$141,614	\$6,065	\$91,063	\$4,566	\$45,986	64.3%
Cosmetology	\$202,586	\$13,186	\$160,566	\$8,010	\$34,010	79.3%
Engineering	\$76,123	\$5,362	\$54,337	\$470	\$21,316	71.4%
Develop-Read	\$185,143	\$17,912	\$136,577	\$0	\$48,566	73.8%

**Galveston College
Fund 11 Detail Rev\Exp
as of the end of June 2020**

	Budget 2020	(MTD) Actual June	(YTD) Actual 2020	Encumbrances 2020	Available 2020	% of Budget 2020
Develop-Write	\$0	\$0	\$0	\$0	\$0	NaN
Develop-Other	\$0	\$0	\$0	\$0	\$0	NaN
Education	\$6,891	\$0	\$4,232	\$200	\$2,459	61.4%
English	\$263,318	\$20,656	\$199,634	\$0	\$63,684	75.8%
Humanities	\$24,638	\$1,432	\$15,548	\$0	\$9,089	63.1%
Philosophy	\$11,912	\$1,150	\$8,083	\$0	\$3,829	67.9%
Foreign Lang-SPAN	\$16,418	\$1,405	\$16,538	\$0	(\$120)	100.7%
Nursing-RN	\$917,880	\$66,820	\$689,104	\$7,258	\$221,518	75.1%
Nursing Admin	\$171,055	\$13,139	\$135,465	\$0	\$35,589	79.2%
Allied Health	\$0	\$0	\$0	\$0	\$0	NaN
Clinical Research	\$0	\$0	\$0	\$0	\$0	NaN
Emer Med Serv	\$288,620	\$38,421	\$282,779	\$2,271	\$3,570	98.0%
Imaging-CT	\$146,377	\$11,287	\$116,459	\$228	\$29,690	79.6%
Imaging-MRI	\$131,372	\$12,415	\$89,864	\$257	\$41,251	68.4%
Imaging-Mam	\$0	\$0	\$0	\$0	\$0	NaN
Imaging-Nuclear	\$153,253	\$8,871	\$123,333	\$97	\$29,823	80.5%
Imaging-Rad Thy	\$177,309	\$9,950	\$134,361	\$615	\$42,333	75.8%
Imaging-Rad Tch	\$293,842	\$20,253	\$244,473	\$795	\$48,574	83.2%
Ophthalmic Asst	\$0	\$0	\$0	\$0	\$0	NaN
Pharmacy Tech	\$0	\$0	\$0	\$0	\$0	NaN
Phlebotomy Tech	\$0	\$0	\$0	\$0	\$0	NaN
Sonography	\$126,675	\$6,860	\$102,170	\$402	\$24,102	80.7%
Surgical Tech	\$123,550	\$9,256	\$98,098	\$0	\$25,452	79.4%
Nursing-LVN	\$211,869	\$10,163	\$163,865	\$707	\$47,298	77.3%

**Galveston College
Fund 11 Detail Rev\Exp
as of the end of June 2020**

	Budget 2020	(MTD) Actual June	(YTD) Actual 2020	Encumbrances 2020	Available 2020	% of Budget 2020
Develop-Math	\$252,483	\$15,911	\$191,567	\$300	\$60,616	75.9%
Mathematics	\$335,912	\$26,411	\$259,031	\$1	\$76,880	77.1%
Auto Tech	\$0	\$0	\$0	\$0	\$0	NaN
HVAC Tech	\$116,854	\$10,172	\$78,320	\$3,733	\$34,800	67.0%
Industrial Sys	\$0	\$0	\$0	\$0	\$0	NaN
Electrical and Electroncis	\$106,124	\$7,783	\$77,296	\$2,714	\$26,114	72.8%
Instrumentation	\$0	\$0	\$0	\$0	\$0	NaN
Fitness Center	\$107,068	\$7,280	\$76,276	\$840	\$29,951	71.2%
Physical Ed.	\$109,435	\$8,780	\$84,613	\$0	\$24,822	77.3%
CJ-Academic	\$100,298	\$8,023	\$79,614	\$56	\$20,627	79.4%
CJ-Law Enforce	\$139,527	\$8,731	\$102,696	\$290	\$36,541	73.6%
Economics	\$64,431	\$5,808	\$49,023	\$0	\$15,408	76.1%
Government/PS	\$118,941	\$11,279	\$97,224	\$0	\$21,717	81.7%
History/Geog.	\$125,226	\$10,241	\$95,007	\$0	\$30,219	75.9%
Psychology	\$106,927	\$6,600	\$86,977	\$0	\$19,950	81.3%
Sociology	\$46,307	\$1,293	\$40,473	\$0	\$5,835	87.4%
Art	\$173,934	\$22,780	\$129,619	\$0	\$44,314	74.5%
Digital Imaging	\$0	\$0	\$0	\$0	\$0	NaN
Drama / Theater	\$126,160	\$9,030	\$93,794	\$0	\$32,365	74.3%
Music	\$39,745	\$1,150	\$36,722	\$0	\$3,023	92.4%
Medical Bachelors	\$100,130	\$8,015	\$81,031	\$0	\$19,100	80.9%
Nursing BSN	\$7,725	\$431	\$6,825	\$0	\$900	88.4%
Accreditation	\$17,485	\$3,905	\$10,421	\$200	\$6,864	59.6%
Accreditation QEP	\$15	\$0	\$15	\$0	\$0	97.2%

Galveston College
Fund 11 Detail Rev\Exp
as of the end of June 2020

	Budget	(MTD) Actual	(YTD) Actual	Encumbrances	Available	% of Budget
	2020	June	2020	2020	2020	2020
ATD	\$8,000	\$0	\$8,000	\$0	\$0	100.0%
Faculty Dev.	\$84,297	\$4,118	\$66,163	\$0	\$18,135	78.5%
Lecture Series	\$6,600	\$0	\$1,416	\$0	\$5,184	21.5%
CE-Workforce	\$112,248	\$1,941	\$69,340	\$1,578	\$41,330	61.8%
CE Cisco	\$23,994	\$0	\$9,015	\$0	\$14,979	37.6%
CE Allied Health	\$196,013	\$6,717	\$127,919	\$13,284	\$54,810	65.3%
Total Instructional	\$7,924,287	\$570,393	\$6,006,219	\$58,059	\$1,860,009	76%
Instructional Donations	\$0	\$0	\$29,900	\$0	(\$29,900)	Infinity
Community Services						
CE Leisure Learning	\$37,690	\$0	\$6,914	\$0	\$30,776	18.3%
CE Children Programs	\$0	\$0	\$0	\$0	\$0	NaN
Total Community Service	\$37,690	\$0	\$6,914	\$0	\$30,776	18.3%
Academic Support						
Vice President of Instruction	\$253,647	\$20,049	\$201,963	\$268	\$51,416	79.6%
Arts & Sciences Administration	\$64,417	\$5,169	\$52,610	\$1	\$11,806	81.7%
Tech\Professional Ed. Administration	\$213,075	\$14,728	\$173,544	\$220	\$39,311	81.4%
Adult & Continuing Ed. Administration	\$232,540	\$17,116	\$183,045	\$1,369	\$48,126	78.7%
Distance Education Administration	\$163,923	\$12,668	\$129,825	\$0	\$34,098	79.2%
Hamshire - Fannett Administration	\$0	\$0	\$0	\$0	\$0	NaN
Grants Development	\$77,283	\$6,032	\$41,769	\$40	\$35,474	54.0%
Library & Learning Resources	\$350,449	\$20,995	\$285,261	\$3,741	\$61,447	81.4%
Media Services	\$51,236	\$3,627	\$40,215	\$556	\$10,465	78.5%

**Galveston College
Fund 11 Detail Rev\Exp
as of the end of June 2020**

	Budget 2020	(MTD) Actual June	(YTD) Actual 2020	Encumbrances 2020	Available 2020	% of Budget 2020
Student Success Center (Tutoring)	\$147,971	\$7,373	\$98,079	\$41	\$49,852	66.3%
Testing Center	\$158,629	\$8,269	\$91,028	\$0	\$67,601	57.4%
Total For Academic Support	\$1,713,172	\$116,025	\$1,297,339	\$6,236	\$409,596	75.7%

Student Services

Vice President of Student Services	\$315,444	\$18,764	\$215,637	\$3,580	\$96,227	68.4%
Admissions\Records	\$469,631	\$36,410	\$363,797	\$98	\$105,736	77.5%
Campus Security	\$608,399	\$48,470	\$463,288	\$118	\$144,992	76.1%
Counseling	\$573,971	\$42,408	\$449,135	\$400	\$124,436	78.3%
Financial Aid	\$328,495	\$18,764	\$250,540	\$2,495	\$75,460	76.3%
Student Activities	\$71,630	\$1,800	\$18,140	\$0	\$53,490	25.3%
Phi Theta Kappa	\$0	\$0	\$0	\$0	\$0	NaN
Total For Student Services	\$2,367,571	\$166,616	\$1,760,539	\$6,691	\$600,341	74.4%

Institutional Support

Board of Regents	\$134,373	\$804	\$24,304	\$450	\$109,619	18.1%
President	\$541,470	\$33,798	\$335,965	\$250	\$205,256	62.0%
General Institutional Expenses	\$592,863	\$2,917	\$166,964	\$0	\$425,899	28.2%
Vice President for Administration	\$191,896	\$15,058	\$151,284	\$347	\$40,264	78.8%
Business Services	\$724,158	\$73,277	\$580,839	\$8,411	\$134,908	80.2%
Human Resources & Risk Mgmt.	\$423,044	\$30,394	\$317,851	\$29,922	\$75,271	75.1%
Professional Development	\$8,000	\$0	\$4,766	\$1,424	\$1,810	59.6%
Purchasing	\$79,303	\$6,062	\$62,807	\$2,030	\$14,466	79.2%
Research and Planning	\$188,162	\$13,464	\$157,737	\$0	\$30,426	83.8%
Information Technology	\$1,591,943	\$116,252	\$1,162,173	\$143,242	\$286,528	73.0%

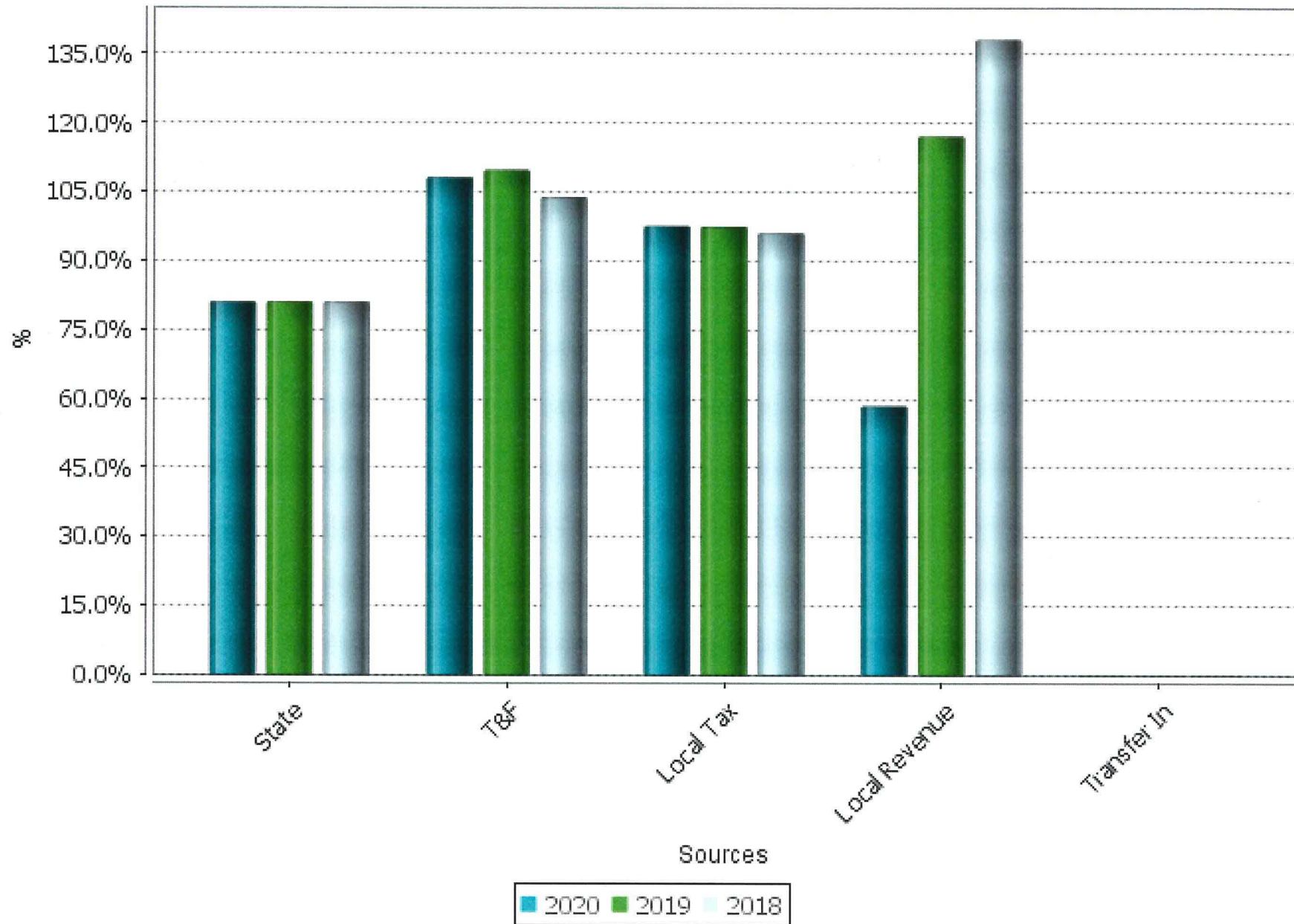
**Galveston College
Fund 11 Detail Rev\Exp
as of the end of June 2020**

	Budget 2020	(MTD) Actual June	(YTD) Actual 2020	Encumbrances 2020	Available 2020	% of Budget 2020
Communications	\$138,850	\$1,979	\$76,845	\$31,434	\$30,570	55.3%
Vice Pres. Community Engagement	\$0	\$0	\$0	\$0	\$0	NaN
Development	\$421,435	\$17,557	\$178,014	\$551	\$242,869	42.2%
GC Foundation	\$108,126	\$4,305	\$44,906	\$62	\$63,157	41.5%
Marketing & Media	\$576,666	\$32,101	\$487,302	\$17,503	\$71,861	84.5%
Total for Institutional Support	\$5,720,289	\$347,968	\$3,751,758	\$235,626	\$1,732,905	65.6%
Staff Benefits						
Staff Benefits - State Eligible	\$1,082	\$0	\$0	\$0	\$1,082	0.0%
Staff Benefits - Non-State Eligible	\$0	\$0	\$0	\$0	\$0	NaN
Staff Benefits GASB68		\$0	\$0	\$0		
Staff Benefits - Retirees	\$0	\$0	\$0	\$0	\$0	NaN
Total For Staff Benefits	\$1,082	\$0	\$0	\$0	\$1,082	0.0%
Operations and Maintenance						
Plant Administration	\$731,615	\$62,757	\$666,990	\$260	\$64,365	91.2%
Building Maintenance	\$959,406	\$106,095	\$675,407	\$112,108	\$171,891	70.4%
Custodial Services	\$476,895	\$35,287	\$366,620	\$11,593	\$98,683	76.9%
Custodial Services Tech Center	\$0	\$0	\$0	\$0	\$0	NaN
Grounds Maintenance	\$63,000	\$0	\$41,889	\$8,944	\$12,167	66.5%
Grounds Maintenance Tech Cente	\$0	\$0	\$0	\$0	\$0	NaN
Transportation	\$55,000	\$8	\$29,428	\$1,119	\$24,453	53.5%
Utilities	\$595,000	\$33,505	\$390,624	\$182,250	\$22,127	65.7%
Utilities Tech Center	\$95,000	\$3,065	\$80,925	\$10,772	\$3,303	85.2%
Total for Operations and M...	\$2,975,917	\$240,717	\$2,251,882	\$327,045	\$396,989	75.7%

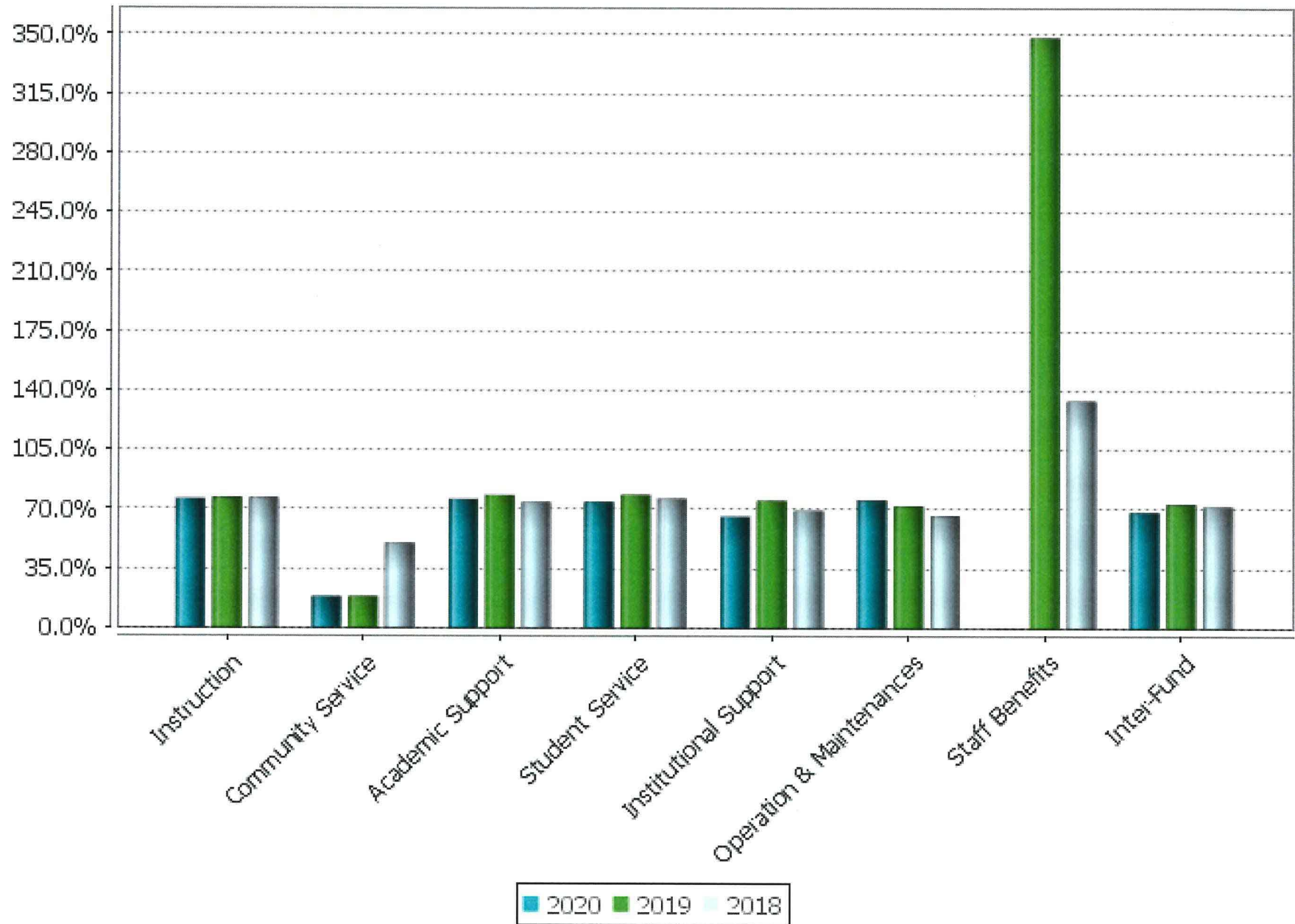
**Galveston College
Fund 11 Detail Rev\Exp
as of the end of June 2020**

	Budget 2020	(MTD) Actual June	(YTD) Actual 2020	Encumbrances 2020	Available 2020	% of Budget 2020
Inter-fund Appropriations						
Transfers to Auxiliary	\$634,376	\$27,668	\$331,349	\$0	\$303,028	52.2%
Transfers to Student Activity Fund	\$69,455	\$2,309	\$71,443	\$0	(\$1,988)	102.9%
Transfer to State Eligible Ben	\$1,371,268	\$98,737	\$886,995	\$0	\$484,274	64.7%
Transfers to State Grants & Aid	\$126,890	\$0	\$112,193	\$0	\$14,697	88.4%
Transfers to Bond Revenue	\$0	\$0	\$0	\$0	\$0	NaN
Transfer to Construction	\$0	\$0	\$0	\$0	\$0	NaN
Transfers to Capital Project	\$700,000	\$58,333	\$583,333	\$0	\$116,667	83.3%
Transfers to Fixed Assets	\$0	\$0	\$0	\$0	\$0	NaN
Total Inter-fund Appropriations	\$2,901,990	\$187,048	\$1,985,313	\$0	\$916,677	68.4%
Expenditures Totals	\$23,641,996	\$1,628,767	\$17,059,963	\$633,658	\$5,948,375	72.2%

3 Year Revenue by Percentage (YTD)



Three Year Expense by Percentage (TYD)



**Auxiliary fund
as of June 30, 2020**

June 30, 2020	Current year Budget 2020	Current year (MTD) Actual June	Current ... (YTD) Act... 2020	Current ... Encumbr... 2020	Current year Remaining 2020	Current year % Expended 2020
Revenue by State Classification						
Interfund Appropriations	\$634,376	\$27,668	\$331,349	\$0	\$303,028	52%
Bookstore Commission	\$60,000	\$0	\$47,497	\$0	\$12,503	79%
Student housing	\$113,235	\$1,938	\$92,821	\$0	\$20,415	82%
Food Service	\$127,879	\$200	\$104,699	\$0	\$23,180	82%
Special Event	\$35,000	\$0	\$0	\$0	\$35,000	0%
Sales and Services	\$184,665	\$7,239	\$126,689	\$0	\$57,976	69%
Total Revenue	\$1,155,155	\$37,044	\$703,055	\$0	\$452,101	61%
Expenditures by Department						
Bookstore(retiree)	0	0	0	0	\$0	NaN
Student Housing	0	0	0	0	\$0	NaN
Food Service	108,528	0	65,940	0	\$42,588	61%
Print Shop	142,536	6,328	84,812	40,747	\$16,977	60%
Special Event	35,000	0	0	0	\$35,000	0%
Athletics General	66,501	2,278	43,645	247	\$22,609	66%
Baseball	350,053	17,232	256,910	1,338	\$91,805	73%
Softball	267,676	2,798	195,069	0	\$72,607	73%
General Institutional	184,861	6,549	50,750	11,769	\$122,341	27%
Expenditures Total	1,155,155	35,186	697,126	54,101.36	\$403,928	60%

**Auxiliary fund
as of June 30, 2020**

Expenditures by Type						
General Operating	227,215	5,830	73,556	18,558	135,100.76	32%
Contracted Services	232,273	6,328	146,952	34,749	50,573.00	63%
Travel	64,900	0	27,692	0	37,208.37	43%
Equipment	44,690	7,230	34,813	795	9,081.80	78%
Special Event	31,000	0	0	0	31,000.00	0%
Transfer to Scholars...	25,000	0	0	0	25,000.00	0%
Scholarships	285,352	748	208,886	0	76,466.28	73%
Salaries & Stipends	184,990	11,410	156,693	0	28,296.98	85%
Staff Benefits	59,736	3,641	48,535	0	11,200.78	81%
Expenditures Total	1,155,155	35,186	697,126	54,101.36	403,927.97	60%

**Student Service Fund
as of June 30, 2020**

June 30, 2020	Current year Budget 2020	Current year (MTD) Actual June	Current ... (YTD) Act... 2020	Current ... Encumbr... 2020	Current year Remaining 2020	Current year % Expended 2020
Revenue by State Classification						
Interfund Appropriations	\$69,455	\$2,309	\$71,443	\$0	(\$1,988)	103%
Fund Balance Transfer	\$0	\$0	\$0	\$0	\$0	NaN
Total Revenue	\$69,455	\$2,309	\$71,443	\$0	(\$1,988)	103%
Expenditures by Department						
Student Activities	42,805	0	20,622	238	\$21,945	48%
Student Government	23,750	0	3,974	0	\$19,776	17%
Phi Theta Kappa	2,900	0	0	0	\$2,900	0%
Expenditures Total	69,455	0	24,596	238	\$44,620	35%
Expenditures by Type						
General Operating	44,188	0	18,171	238	25,779	41%
Contracted Services	0	0	0	0	0	
Travel	15,267	0	3,626	0	11,641	24%
Equipment	0	0	0	0	0	NaN
Scholarships	0	0	0	0	0	
Salaries & Stipends	10,000	0	2,800	0	7,200	
Staff Benefits	0	0	0	0	0	
Expenditures Total	69,455	0	24,596	238	44,620	35%

GALVESTON COLLEGE
Construction\Capital Project fund
as of June 30, 2020

June 30, 2020	Current year Budget 2020	Current year (MTD) Actual June	Current year (YTD) Actual 2020	Current year Encumbrances 2020	Current year Remaining 2020
Fund 71					
Seibel Student Housing					
Revenue					
Fund Balance Transfer (2.1 Mil Seibel Donated Funds)	4,148,094	0	0	0	4,148,094
Total Revenue	4,148,094	0	0	0	4,148,094
Expenditures					
Contingency	74,655	0	0	0	74,655
Contracted Services (Landscaping)	150,358	0	0	0	150,358
IT Infrastructure	149,642	27,758	48,203	0	101,439
Furniture & Equipment	300,000	0	0	176,555	123,445
Facility Construction	3,273,439	344,035	2,803,376	1,005,929	(535,866) 66
Arch and Engr Fees	200,000	0	600	0	199,400
Expenditures Total	4,148,094	371,793	2,852,179	1,182,484	113,431
Remodel Cheney Center\Food Service					
Revenue					
Fund Balance Transfer	385,000	0	0	0	385,000
Total Revenue	385,000	0	0	0	385,000
Expenditures					
Equipment	50,354	0	0	50,344	10
Facility Construction	299,646	0	0	869	298,777
Arch and Engr Fees	35,000	0	0	0	35,000
Expenditures Total	385,000	0	0	51,213	333,787
Future Expansion (Building)		0	176,026		
Expenditures Total		0	176,026		

GALVESTON COLLEGE
Construction\Capital Project fund
as of June 30, 2020

June 30, 2020	Current year Budget 2020	Current year (MTD) Actual June	Current year (YTD) Actual 2020	Current year Encumbrances 2020	Current year Remaining 2020
FEMA Funds Harvey Revenue	0	0	115,707	0	(115,707)
Total Revenue	0	0	115,707	0	(115,707)
Fund Revenue Total	4,533,094	0	115,707	0	4,417,387
Fund Expenditures Total	4,533,094	371,793	3,028,205	1,233,697	271,192
Fund 71 total		(371,793)	(2,912,498)	(1,233,697)	

GALVESTON COLLEGE
Construction\Capital Project fund
as of June 30, 2020

June 30, 2020

	Current year Budget 2020	Current year (MTD) Actual June	Current year (YTD) Actual 2020	Current year Encumbrances 2020	Current year Remaining 2020
--	--------------------------------	--------------------------------------	--------------------------------------	--------------------------------------	-----------------------------------

Capital Projects Fund 72

Revenue

Transfer from Fund 11	700,000	58,333	583,333	0	116,667
Total Revenue	700,000	58,333	583,333	0	116,667

Expenditures

Development Capital Campaign

Professional Service	420,000	0	0	0	420,000
Contingency	35,000	0	0	0	35,000
Expenditures Total	455,000	0	0	0	455,000

68

IT\Media

Computer Refresh	135,000	0	0	39	134,961
Media Equipment	63,000	22,854	22,854	57,136	(16,990)
Expenditures Total	198,000	22,854	22,854	57,175	117,971

Instrumentation

Instrumentation Equip	47,000	0	47,000	0	0
Expenditures Total	47,000	0	47,000	0	0

Fund Revenue Total	700,000	58,333	583,333		116,667
Fund Expenditures Total	700,000	22,854	69,854		630,146
Fund 72 total		35,479	513,479		

Consideration of Consent Agenda

The consent agenda format is an organization process for meetings that allows the governing board to focus its time and attention on action items that require more elaboration, information, and/or discussion. The intent of the consent agenda is to support efficiency and effectiveness of the meeting.

A roll call of individual action items will determine the consent agenda. If a Regent has a question or plans to cast a negative vote regarding a specific recommendation, then the Regent(s) need to acknowledge their intention to the Chairperson by show of hand during the roll call. This action item will be considered in the regular order of business as an individual action item.

Those action items that the Regents plan to approve without further question or discussion will be placed on the consent agenda during roll call of individual action items. Upon the creation of the consent agenda, a motion, a second to the motion, and unanimous approval of the Board of Regents is needed to approve the action items. Upon approval of the consent agenda, the Board of Regents will proceed with the remainder of the agenda.

Tally of
Action Items:

	<u>Consent Agenda</u>	<u>President Recommended Separate Action</u>	<u>Board Separate Action</u>	<u>Page #</u>
#1 – Approve Policies Committee Recommendation Regarding Adoption of Proposed Revisions to Local Board Policies: DH, DHA, DIAA, FFDA, FM, and FMA	_____	_____ ✓ _____	_____	74
#2 – Approve Salary Schedules, Adjunct and Overload Pay, and Part-time Compensation Schedule to be Effective September 1, 2020	_____	_____	_____	79
#3 – Approve Annual Contract for HVAC Service and Repair	_____	_____	_____	84
#4 – Approve Purchase of Equipment for Lecture Studios	_____	_____	_____	85
#5 – Approve Payment to Renew Workers’ Compensation Coverage through TASB	_____	_____	_____	87
#6 – Approve Payment to Renew Unemployment Coverage through TASB	_____	_____ ✓ _____	_____	92
#7 – Approve Investment Firms	_____	_____	_____	93
#8 – Accept DOE Title V Grant Award – Developing Hispanic-Serving Institutions Program for Project Year 2020-21	_____	_____	_____	94
#9 – Accept Faculty Resignation	_____	_____	_____	100
#10 – Accept Faculty Retirement	_____	_____	_____	101
#11 – Approve FY 2020-21 Regular Board Meeting Dates	_____	_____ ✓ _____	_____	102
#12 – Adopt Resolution Designating Galveston County Tax Assessor as Officer to Calculate Tax Rate Information	_____	_____ ✓ _____	_____	103
#13 – Possible Action Regarding Board Vacancy	_____	_____ ✓ _____	_____	105

Consider Approval of Policies Committee Recommendation
Regarding the Adoption of Proposed Revisions to Board Policies
DH(LOCAL), DHA(LOCAL), DIAA(LOCAL),
FFDA(LOCAL), FM(LOCAL), and FMA(LOCAL)

The Board Policies Committee was scheduled to meet prior to the August 12, 2020 Regular Meeting of the Board of Regents to review and discuss proposed revisions to the following Board Policies: DH(LOCAL), DHA(LOCAL), DIAA(LOCAL), FFDA(LOCAL), FM(LOCAL), and FMA(LOCAL). Mr. Carroll G. Sunseri, Policies Committee Chairperson, will present a report of that meeting and the Committee's recommendation for Board consideration.

An index follows with a summary of the proposed revisions to these policies. To review the proposed revisions in detail, they are available in the August 12, 2020 Policies Committee Report either in hard copy or online.

**GALVESTON COLLEGE
PROPOSED BOARD POLICIES**

Policy		Policy Title	Comments
DH	Local	Employee Standards of Conduct: Code of Professional Ethics	The Code of Professional Ethics has been moved from DH to DHA. Standards of Conduct has been updated to include statements requiring employees to perform their duties in accordance with state and federal law. This completely revised policy includes new sections on Ethical Standards, Violations, Electronic Media, Safety Requirements, Tobacco and E-cigarettes, Alcohol and Drugs, and Arrests, Indictments, Convictions, and Other Adjudications.
DHA	Local	Employee Standards of Conduct: Code of Professional Ethics	New Policy - the Code of Professional Ethics has been moved from DH to DHA.
DIAA	Local	Freedom from Discrimination, Harassment, and Retaliation: Sex and Sexual Violence	See attached comments.
FFDA	Local	Freedom from Discrimination, Harassment, and Retaliation: Sex and Sexual Violence	See attached comments.
FM	Local	Student Discipline and Penalties	Adds an exception to this policy to indicate that report of sex discrimination and sexual harassment must be submitted and handled in accordance with DIAA and FFDA.
FMA	Local	Student Discipline and Penalties: Discipline Hearing Procedures	Adds an exception to this policy to indicate that report of sex discrimination and sexual harassment must be submitted and handled in accordance with DIAA and FFDA.

COMMENTS

DIAA - FREEDOM FROM DISCRIMINATION, HARASSMENT, AND RETALIATION: SEX AND SEXUAL VIOLENCE

This policy was revised at Discrimination to reflect U.S. Supreme Court's holding in *Bostock v. Clayton County* that the Title VII prohibition on discrimination on the basis of sex applies to discrimination on the basis of gender identity and sexual orientation.

In response to the new Title IX regulations, the overall structure of the policy has been expanded to encompass not only the investigation procedures but also initial disciplinary steps. Recommended revisions include the following:

- To comply with the new definition of *sexual harassment*, Domestic Violence was added to the policy under Sexual Harassment. In addition, Sexual Violence, Dating Violence, and Stalking were brought under the Sexual Harassment heading. Examples of the terms were also added.
- At Disclosure at Event, officials and employees with authority to institute corrective measures must report sexual harassment allegations shared at an event.
- The broad definition of college district official was removed to focus on the Title IX coordinator. Additionally, the Title IX coordinator contact information was amended to reflect that the regulations permit the name or position of the coordinator to be listed instead of both and require the coordinator's email to be published. The option to publish the Title IX/Sexual Misconduct webpage link was added.
- The college district may Consolidate Reports arising from the same facts or circumstances.
- All parties are allowed to select an Advisor to assist during proceedings.
- At Conflict of Interest Prohibited, any person designated as the Title IX coordinator, a deputy Title IX coordinator, an investigator, a decision-maker, or a facilitator must not have a conflict of interest in a given case. They must have completed Training as required by law.
- At Initial Assessment, the Title IX coordinator must offer supportive measures to the victim and consider any request not to investigate before moving forward with the investigation.
- A report shall not be considered a Formal Complaint under Title IX unless signed by the complainant or the Title IX coordinator.
- The college district must provide Notice to Parties.
- Informal Resolution is only available if a formal complaint is filed under Title IX.
- The steps required to conduct a College District Investigation are discussed. The timeline for Concluding the Investigation is now 30 days.
- Investigations are submitted to a designated decision-maker who decides, as a result of a hearing, if Discipline or Corrective Action is warranted.
- At Dismissal of Complaint, the policy describes circumstances for mandatory and permissive dismissal of a complaint and the required notice.

- More specifics have been added under Appeal, organized by the party bringing the appeal and the reasons for the appeal.
- The list of individuals who must be provided Access to Policy, Procedures, and Related Materials has been expanded.
- Timelines for the various steps have been added throughout the policy.

Additional changes were made for clarity, including the addition of the definitions of *Complainant* and *Respondent*, as well as the definition of *Days* and procedures for the Extension of Timelines. Changes were also made for consistency and policy style.

FFDA - FREEDOM FROM DISCRIMINATION, HARASSMENT, AND RETALIATION: SEX AND SEXUAL VIOLENCE

In response to the new Title IX regulations, the overall structure of the policy has been expanded to encompass not only the investigation procedures but also initial disciplinary steps. Recommended revisions include the following:

- To comply with the new Title IX definition of sexual harassment, Domestic Violence was added to the policy under Sexual Harassment. In addition, Sexual Violence, Dating Violence, and Stalking were also brought under the Sexual Harassment heading. Examples of the terms were also added.
- At Disclosure at Event, officials and employees with authority to institute corrective measures must report sexual harassment allegations shared at an event.
- The broad definition of college district official was removed to focus on the Title IX coordinator. Additionally, the Title IX coordinator contact information was amended to reflect that the regulations permit the name or position of the coordinator to be listed instead of both and require the coordinator's email to be published. The option to publish the Title IX/Sexual Misconduct webpage link was added.
- The college district may Consolidate Reports arising from the same facts or circumstances.
- All parties are allowed to have an Advisor to assist during proceedings.
- At Conflict of Interest Prohibited, any person designated as the Title IX coordinator, a deputy Title IX coordinator, an investigator, a decision-maker, or a facilitator must not have a conflict of interest in a given case. They must have completed Training as required by law.
- At Initial Assessment, the Title IX coordinator must offer supportive measures to the victim and consider any request not to investigate before moving forward with the investigation.
- If a victim makes a Request Not to Investigate a complaint, the report shall not be considered a formal complaint under Title IX unless signed by the Title IX coordinator.
- The college district must provide Notice to Parties.

- Informal Resolution is only available if a formal complaint is filed under Title IX.
- The steps required to conduct a College District Investigation are discussed. The timeline for Concluding the Investigation is now 30 days.
- Investigations are submitted to a designated decision-maker who decides, as a result of a hearing, if Discipline or Corrective Action is warranted.
- At Dismissal of Complaint, the policy describes circumstances for mandatory and permissive dismissal of a complaint and the required notice.
- More specifics have been added under Appeal, organized by the party bringing the appeal and the reasons for the appeal.
- The list of individuals who must be provided Access to Policy, Procedures, and Related Materials has been expanded.
- Timelines for the various steps have been added throughout the policy.

Additional changes were made for clarity, including the addition of the definitions of *Complainant* and *Respondent* as well as the definition of *Days* and procedures for the Extension of Timelines. Changes were also made for consistency and policy style.

Consider Approval of Proposed Salary Schedules,
Part-time Classification and Compensation Schedule,
Adjunct and Overload Pay, and Program Coordinator/Director and
Division Director Stipends to be Effective September 1, 2020

Staff requests Board approval of the following salary and compensation schedules to be effective September 1, 2020. There are no changes in these salary and compensation schedules from the previous fiscal year.

GALVESTON COLLEGE
PROPOSED SALARY SCHEDULES
Effective: September 1, 2020

Range/ Grade	Credentials/ Positions	Minimum 2019-2020	Maximum 2019-2020	Proposed Min Effective 9/1/20	Proposed Max Effective 9/1/20
-----------------	---------------------------	----------------------	----------------------	----------------------------------	----------------------------------

FULL-TIME FACULTY SALARY SCHEDULE (9 MONTHS)

FA	Less than Associate	41,936	68,983	41,936	68,983
FB	Associate	43,645	76,647	43,645	76,647
FC	Associate +30 shrs	45,172	79,327	45,172	79,327
FD	Bachelors	46,626	81,883	46,626	81,883
FE	Bachelors + 12 gsh	47,748	83,853	47,748	83,853
FF	Bachelors + 24 gsh	48,771	85,650	48,771	85,650
FG	Masters	49,795	87,450	49,795	87,450
FH	Masters +12 gsh	50,948	89,474	50,948	89,474
FI	Masters +24 gsh	52,100	91,497	52,100	91,497
FJ	Masters + 36 gsh	53,252	93,519	53,252	93,519
FK	Masters + 48 gsh	54,403	95,544	54,403	95,544
FL	Earned Doctorate	55,556	97,566	55,556	97,566

Sports Instructor / Coach (12 months unless noted)

GA	Sports Inst I / Assist Coach (10 Mo)	42,852	64,277	42,852	64,277
GB	Sports Inst II / Head Coach (10 Mo)	47,643	71,465	47,643	71,465
GC	Sports Inst III / AD & Head Coach	61,058	91,586	61,058	91,586

CLASSIFIED

A11	Custodian,...	24,891	35,540	24,891	35,540
A12	Fiscal Support Assist, Phone Op...	28,663	40,926	28,663	40,926
A13	Adm Assist I, Library Tech Assist...	32,434	46,311	32,434	46,311
B21	Accts Payable, Desktop Support...	36,216	51,712	36,216	51,712
B22	Adm Assist II, Enr Services Spec...	39,989	57,097	39,989	57,097
B23	Adm Assist III, Graphics Spec...	43,760	62,480	43,760	62,480
B24/B31	No positions currently at this grade	47,197	67,389	47,197	67,389
B25/B32	Executive Assistant	50,635	72,297	50,635	72,297

PROFESSIONAL/TECHNICAL

C41	Acct I, Adms Coord, Fin Aid Coord...	51,401	75,381	51,401	75,381
C42	Systems Analyst, Technology Spec...	51,898	80,209	51,898	80,209
C43	Acct II, Assist Dir of Admissions....	55,021	85,038	55,021	85,038
C44/C51	BBS Dir, UB Dir...	59,164	91,705	59,164	91,705
C45/C52	Dir of CE, Assist Dir Bus Services	65,493	101,516	65,493	101,516

ADMINISTRATIVE

D61	Dirs - Fin Aid, Library, Admissions	68,082	113,698	68,082	113,698
D62	Dirs - Development, Facilities...	72,849	121,659	72,849	121,659
D63	Dir of IT, Dean of Tech & Pro Ed	77,951	130,179	77,951	130,179
D64/D71	Comptroller/CFO, Dir of HR/Risk Mg, Ass	84,847	141,693	84,847	141,693
E-81	No positions currently at this grade	102,230	170,724	102,230	170,724
E-82	VP Adm & St Services	109,389	182,678	109,389	182,678
E-83	VP Inst;	117,048	195,471	117,048	195,471

GALVESTON COLLEGE
PART-TIME CLASSIFICATION AND COMPENSATION SCHEDULE

Grade	Positions	2019-2020 Minimum	2019-2020 Maximum	Minimum Effective 9/1/20	Maximum Effective 9/1/20
PA0	College Work Study, Student Assistant	7.50	8.50	7.50	8.50
PA1	Entry Level Clerical/Service Assistant - Ex: Custodian, Groundskeeper, Receptionist, Lab Assistant I, Tutor I, Library Assistant I, UB Instructor I, Fitness Center Assistant, Receiving Clerk, Media Assistant	8.00	13.21	8.00	13.21
PA2	Clerical/Service Assistant II: Ex: Test Proctor, Clerk, Fiscal Support Assist, Phone Op, Security Officer, Tutor II, Lab Assistant II, Custodian II, UB Instructor II, Library Assistant II, Cashier	9.32	15.21	9.32	15.21
PA3	Support Staff - Ex: Adm Assist I, Library Tech Assistant, Maintenance Assistant, Help Desk Assistant I, Accounting Assistant, Lab Assistant III	10.55	17.21	10.55	17.21
PB1	Accts Payable, Desktop Support, Help Desk Assistant II, Computer Technician, UB Instructor III, Tutor III, Library Assistant III	11.78	19.22	11.78	19.22
PB2	Adm Assist II, Services Specialist, Maintenance Specialist	13.00	21.22	13.00	21.22
PB3	Advanced Support Staff EX: Adm Assist III, Graphics Designer	14.23	23.22	14.23	23.22
PC1	Professional/Advanced Support Staff: Ex: Accountant I, Advisor (Bachelor's Degree), Librarian, Tutor IV, Grant Writer I, UB Instructor IV	16.71	28.01	16.71	28.01
PC2	Professional/Advanced Technical Staff Ex: Systems Analyst, Technology Specialist, Advisor (Master's Degree), GED Test Examiner	16.87	29.80	16.87	29.80
PC3	Professional/Highly Specialized Staff Ex: Accountant II, IT Specialist I, UB Instructor V	17.89	31.60	17.89	31.60
PC4	Advanced Professional Staff/Highly Specialized Ex: Grant Writer II, Teaching Assistant (Certified), IT Specialist II	21.29	33.01	21.29	33.01
PF0	Lab Instructor, CE Trainer, CE Instructor, LEA Instructor	21.29	44.06	21.29	44.06

**GALVESTON COLLEGE
 ADJUNCT AND OVERLOAD PAY**

	2019-2020 Per Instructional Load Hour	2019-2020 Per 3 Sem Hour Course	Effective 9/1/20 Per Instructional Load Hour	Effective 9/1/20 Per 3 Sem Hour Course
Adjunct and Overloads	712.00	2,136.00	712.00	2,136.00
Summer Overloads for FT Faculty	816.00	2,448.00	816.00	2,448.00

**GALVESTON COLLEGE
PROGRAM COORDINATOR/DIRECTOR AND DIVISION DIRECTOR STIPENDS**

	Approved 2019-2020	Effective 9/1/2020
Program Coordinator	3,930.00	3,930.00
Program Director	4,800.00	4,800.00
Division Director	9,600.00	9,600.00

Consider Approval of Proposal for HVAC Service and Repair Annual Contract

A request for proposals for the HVAC service and repair annual contract was sent to seven vendors and was advertised in the local newspaper. Three responses were received. The proposals are available for Board review, if desired.

The following guidelines are effective for the term of the contract:

- All services will be provided at pre-priced labor rates for the types and classifications of work required to perform services described in the bid.
- Materials supplied will be provided at cost plus a preset percentage of cost as proposed in the bid.
- All work will be written as a job order on a college purchase order with the preset labor rate(s) and material costs for each job awarded. All materials used will be required for each job order with costs.
- All services requested on a job order will be scheduled, approved and accepted by the Director of Facilities and Security or his designee. The contractor will provide certificates of insurance and performance bonds as required.
- Provide HVAC service, inspection, repair, replacement, rehabilitation and/or alterations to the Galveston College HVAC system.

The source of funding for the annual contract for HVAC service and repair is the Education and General Fund budget or other funds appropriated or allocated to the College (i.e. grants). Since the expenditures for these services may exceed \$50,000, Board approval is required. Staff will notify the Board of Regents when the total for the year exceeds \$50,000.

It is recommended that the Board of Regents award the annual contract for HVAC service and repair to AMS of Houston, 13627 Stafford Road, Stafford, Texas 77477, as the primary vendor and Gowan, Inc., 5550 Airline Drive, Houston, Texas 77076, as the secondary vendor. The contract is effective September 1, 2020, through August 31, 2021, with four additional 12-month terms.

Annual Contract for HVAC Service and Repair
RFP 20-07-222

Items	AMS of Houston **		Gowan, Inc.*		GCE Mechanical & Plumbing (Houston)	
	Standard	Overtime	Standard	Overtime	Standard	Overtime
Foreman	84.50	120.00	92.00	108.00	88.00	132.00
Service tech	84.50	120.00	88.00	104.00	88.00	132.00
Helper	70.00	100.00	78.00	94.00	65.00	97.00
Minimum trip charge	2 hours		N/A		2 hours	
Trip charge	N/A		55.00		N/A	
% of cost to material charge	15%		25%		15%	

* Gowan overtime cost is lower
**AMC is a BuyBoard contractor

Consider Approval of Proposal to Purchase Equipment to
Convert Various Rooms Into Video Streaming Lecture Studios

Staff requests approval of this proposal to purchase desktop computers from Dell (DIR Contract No. DIR-TSO-3763) and audio/visual hardware from Datavox (TIPS Contract No. 200105). The total cost of this purchase is \$32,756.66 and a breakdown of the cost follows. The source of funding is the Title V grant.

Desktop and audio/visual hardware would be purchased to equip two classrooms to become video streaming lecture studios. These rooms would allow instructors to conduct classes to remote students using online collaborative tools such as Zoom. They would be able to view the students using the large display monitors from Datavox and vice versa via a high definition video camera. The specifications of the desktops are as follows:

- Model: Precision 3440 Small Form Factor (SFF)
- CPU: Intel i7 8 Core CPU rated up to 4.8 Gigahertz
- Memory: 16 Gigabytes of memory
- Hard Drive: 256 Gigabyte Non-Volatile Memory Solid State Hard Drive
- Video Card: NVIDIA Quadro P620
- Touchscreen Monitor: Dell 24" P2418HT
- Keyboard and Mouse: Dell wireless keyboard and mouse combo KM7120W
- Three-year warranty

The audio/visual equipment is as follows:

- Chief XVAUB video conferencing cart
- Samsung QB55R 55" LED display monitors
- Nureva HDL300-B audio conferencing systems
- HuddleCam HD HC12X-HUDDLEVIEW video camera
- Various cables and accessories

(Continued on the next page)

Consider Approval of Proposal to Purchase Equipment to
Convert Various Rooms Into Video Streaming Lecture Studios

Vendor/Quotes	Item/Quotes	Funding Sources	Cost
<p align="center">Dell Contract No: DIR-TSO-3763</p>	<p>2 Dell Precision 3440 Small Form Factor Desktop Computers</p> <p>2 Dell P2418HT touchscreen monitors</p> <p>2 sets of Dell KM7120W wireless keyboards and mice</p>	<p align="center">Title V Grant</p>	<p align="center">\$3,287.50</p>
<p align="center">Datavox TIPS Contract No: 200105</p>	<p>2 Chief XVAUB Carts</p> <p>4 Samsung QB55R display monitors</p> <p>2 Nureva HDL300-B Audio Conferencing Systems</p> <p>2 HuddleCam HD HC12X-HUDDLEVIEW video cameras</p> <p>Various cables and accessories</p>	<p align="center">Title V Grant</p>	<p align="center">\$29,469.16</p>
<p>Total</p>			<p align="center">\$32,756.66</p>

Consider Approval of Payment to Renew
Workers' Compensation Coverage Through
Texas Association of School Boards (TASB) Risk Management Fund

At the June 10, 2020 Regular Meeting, the Board authorized renewal of workers' compensation coverage through the Texas Association of School Boards (TASB) Risk Management Fund. TASB had not quoted an amount for the coverage at that time. TASB has now quoted the renewal of the aggregate deductible policy for \$15,742. This is a .03 percent increase from the previous year's amount of \$15,737. The aggregate deductible option is similar to a self-funded policy and includes a deductible of \$53,209 before TASB would pay claims. The possible funding exposure for the aggregate deductible option is \$68,951 (\$15,742 + \$53,209); however, the funding could be as low as \$15,742. The coverage period would be September 1, 2020, through August 31, 2021.



Galveston College
Contribution & Coverage Summary (CCS)

Participation Period: September 1, 2020 through August 31, 2021

WORKERS' COMPENSATION AGGREGATE DEDUCTIBLE

Estimated Payroll and Contribution - Subject to Audit

Classification	Estimated Payroll	Net Annual Rate	Estimated Contribution
7380 - Bus Drivers	\$0	0.008121	\$0
7720 - Police Officers	\$0	0.010118	\$0
8810 - Clerical	\$6,582,148	0.000533	\$3,508
8868 - Professional	\$4,845,486	0.001438	\$6,968
9101 - All Other	\$494,416	0.010650	\$5,266
Totals	\$11,922,050		\$15,742

	A.	Estimated Contribution	\$15,742
Claims Liability Calculation	B.	Aggregate Deductible Rate	0.004463075
	C.	Estimated Payroll per above	\$11,922,050
	D.	Estimated Claims Liability (B x C)	\$53,209
	E.	Estimated Maximum Program Cost (A+D) for the Participation Period	\$68,951

Ancillary Coverage	Per Occurrence Limit	Deductible	Contribution
Violent Acts	\$250,000	\$0	\$0

TOTAL CONTRIBUTION	\$15,742
---------------------------	-----------------

This is not an Invoice.

Conditions

Workers' Compensation - Aggregate Deductible

Benefit Limits: Workers' Compensation benefits paid to Fund Member's employees under this Agreement will be as defined in the Texas Workers' Compensation Act (the Act). The Fund is responsible for claims payments as reflected in this CCS. This Agreement does not cover the defense of any suit or claim against a Fund Member except a workers' compensation claim by an eligible employee or former employee of Fund Member for the payment of statutory workers' compensation benefits.

Cooperation: The Fund Member designates the TASB Risk Management Fund as the Workers' Compensation claim administrator of record for all purposes. Fund Member agrees to use the Fund's contractors for services related to the administration of claims and to follow the Fund's election under Section 504.053 of the Labor Code to direct care through the Political Subdivision Workers' Compensation Alliance.

Claim Reporting: For Workers' Compensation claims arising during the CCS participation period, the Fund Member agrees that it will report those claims solely to the Fund. The report of Workers' Compensation claims to any other entity, regardless of reporting sequence, will waive all Fund liability under this agreement for those claims.

General

Coverage: Coverage terms and limits provided are as set out in this CCS and the Fund's Coverage Agreement for this participation period.

Definitions: Any terms not defined in this CCS will use the definition for that term from the corresponding Fund coverage agreement.

Payment: The Fund Member agrees to pay contributions based on a plan developed by the Fund. All contributions are payable upon receipt of an invoice from the Fund. The Fund shall determine the applicable program for each contribution. Termination under this Agreement of any program shall not affect the remaining programs.

Termination: This CCS may be terminated by either party with termination to be effective on any successive renewal date by giving written notice to the other party no later than 30 days prior to automatic renewal in accordance with Section 4(a) of the Interlocal Participation Agreement. If this CCS is not terminated, the renewal CCS becomes effective on the automatic renewal date and the member shall be bound by the terms of the renewal CCS.

Program Coordinators

Coordinator:

The Fund Member is required to designate a Program Coordinator (Coordinator) with express authority to represent and bind the Fund Member in all program matters. Below are the current program coordinators as we have listed.

Workers' Compensation - Mary Jan Lantz

If a Coordinator's name and contact information is not provided above, the current designated Coordinator and contact information will need to be completed below:

Program	Name	Title	Address	Phone	Email
Workers' Compensation					

Fund Member Authorization:

I approve this Contribution and Coverage Summary (CCS) and certify that this information is correct. I affirm that I am duly authorized to approve this CCS and that I have read and agree to this CCS and the Interlocal Participation Agreement.

Authorized signature

Date

Printed name

Title

Consider Approval of Payment to Renew Unemployment Coverage
Through Texas Association of School Boards (TASB) Risk Management Fund

At the June 10, 2020 Regular Meeting, the Board authorized renewal of unemployment compensation coverage through the Texas Association of School Boards (TASB) Risk Management Fund. TASB had not quoted an amount for the coverage at that time. In the past the renewal premium has been available by July 30th of each year. Due to unprecedented pandemic unemployment claims expense incurred by TASB in the second quarter of 2020, TASB was unable to meet the July 30th date. TASB is hopeful to have the renewal rate by this Board Meeting (August 12th) so that staff can announce the renewal rate at that time. The previous year's amount was \$26,000. The coverage period would be October 1, 2020, through September 30, 2021.

Consider Approval of Investment Firms

The Public Funds Investment Act requires the Board of Regents to review, on an annual basis, the investment firms to be used. Staff recommends the utilization of the following investment firms:

Gilford Securities, Inc.

Landenburg Thalmann & Company

LOGIC (Local Government Investment Cooperative)

Lone Star Investment Pool

TexPool

TexTERM

Vanguard (Mutual Funds)

Consider Acceptance of U.S. Department of Education Title V Grant Award –
Developing Hispanic-Serving Institutions (DHSI) Program for Project Year 2020-21

Galveston College has received grant award notification from the U.S. Department of Education for Year 3 for the Title V project titled, “Pathway Model for Improved Teaching, Advising, and Transfer at a Hispanic-Serving Community College.” The grant amount for Year 3 is \$549,995 for the third budget period of October 1, 2020 through September 30, 2021. It is anticipated this grant will be for a five-year period for a total award amount of \$2,749,938.

Funding will allow for the redesign of instruction and advising across five college-defined **pathways** (Allied Health, STEM, Public Services, Business & Industry, and Arts & Humanities). This will include redesign of high-risk courses by pathway, development of a new comprehensive pathways advising system, creation of flexible collaborative learning spaces, renovation of key student services spaces, and updated Information Technology capacity to support an integrated, data-driven pathways advising model. A key aspect of the new pathways system will be the development of pathway-specific articulation agreements with regional four-year institutions to promote student transfer within their pathway.

Staff recommends acceptance of this grant award.

Note: On September 14, 2016, the Board of Regents approved a Memorandum of Understanding between the College and Ramona Munsell & Associates Consulting, Inc. (RMA) to assist in developing a successful grant application for submission. It was agreed that a consulting fee equal to ten percent of the amount of the Title V grant funds would only be paid to RMA upon the award of the grant for each year during the term of the grant.



**US Department of Education
Washington, D.C. 20202**

P031S180087 - 20

GRANT AWARD NOTIFICATION

1	RECIPIENT NAME Galveston College 4015 Avenue Q Galveston, TX 77550 - 7447	2	AWARD INFORMATION PR/AWARD NUMBER P031S180087 - 20 ACTION NUMBER 5 ACTION TYPE Continuation AWARD TYPE Discretionary (Research and Development)													
3	PROJECT STAFF RECIPIENT PROJECT DIRECTOR Sandra Metoyer (409) 944-1283 smetoyer@gc.edu EDUCATION PROGRAM CONTACT Richard M Gaona (202) 453-6077 richard.gaona@ed.gov EDUCATION PAYMENT HOTLINE G5 PAYEE HELPDESK 888-336-8930 edcaps.user@ed.gov	4	PROJECT TITLE 84.031S Pathway Model for Improved Teaching, Advising, and Transfer at a Hispanic-serving Community College													
5	KEY PERSONNEL <table border="0"> <thead> <tr> <th><u>NAME</u></th> <th><u>TITLE</u></th> <th><u>LEVEL OF EFFORT</u></th> </tr> </thead> <tbody> <tr> <td>Sandra Metoyer</td> <td>Project Director</td> <td>100 %</td> </tr> </tbody> </table>			<u>NAME</u>	<u>TITLE</u>	<u>LEVEL OF EFFORT</u>	Sandra Metoyer	Project Director	100 %							
<u>NAME</u>	<u>TITLE</u>	<u>LEVEL OF EFFORT</u>														
Sandra Metoyer	Project Director	100 %														
6	AWARD PERIODS <table border="0"> <tr> <td>BUDGET PERIOD</td> <td>10/01/2020 - 09/30/2021</td> </tr> <tr> <td>PERFORMANCE PERIOD</td> <td>10/01/2018 - 09/30/2023</td> </tr> </table> FUTURE BUDGET PERIODS <table border="0"> <thead> <tr> <th><u>BUDGET PERIOD</u></th> <th><u>DATE</u></th> <th><u>AMOUNT</u></th> </tr> </thead> <tbody> <tr> <td>4</td> <td>10/01/2021 - 09/30/2022</td> <td>\$549,996.00</td> </tr> <tr> <td>5</td> <td>10/01/2022 - 09/30/2023</td> <td>\$549,954.00</td> </tr> </tbody> </table>			BUDGET PERIOD	10/01/2020 - 09/30/2021	PERFORMANCE PERIOD	10/01/2018 - 09/30/2023	<u>BUDGET PERIOD</u>	<u>DATE</u>	<u>AMOUNT</u>	4	10/01/2021 - 09/30/2022	\$549,996.00	5	10/01/2022 - 09/30/2023	\$549,954.00
BUDGET PERIOD	10/01/2020 - 09/30/2021															
PERFORMANCE PERIOD	10/01/2018 - 09/30/2023															
<u>BUDGET PERIOD</u>	<u>DATE</u>	<u>AMOUNT</u>														
4	10/01/2021 - 09/30/2022	\$549,996.00														
5	10/01/2022 - 09/30/2023	\$549,954.00														
7	AUTHORIZED FUNDING <table border="0"> <tr> <td>THIS ACTION</td> <td>\$549,995.00</td> </tr> <tr> <td>BUDGET PERIOD</td> <td>\$549,995.00</td> </tr> <tr> <td>PERFORMANCE PERIOD</td> <td>\$1,649,988.00</td> </tr> </table>			THIS ACTION	\$549,995.00	BUDGET PERIOD	\$549,995.00	PERFORMANCE PERIOD	\$1,649,988.00							
THIS ACTION	\$549,995.00															
BUDGET PERIOD	\$549,995.00															
PERFORMANCE PERIOD	\$1,649,988.00															
8	ADMINISTRATIVE INFORMATION <table border="0"> <tr> <td>DUNS/SSN</td> <td>060716321</td> </tr> <tr> <td>REGULATIONS</td> <td>CFR PART 74, 75, 77, 79, 82, 84, 85, 86, 97, 98, and 99 EDGAR AS APPLICABLE</td> </tr> <tr> <td>ATTACHMENTS</td> <td>2 CFR AS APPLICABLE 1 , 2 , 3 , 6 , 8 , 9 , 11 , 12 , 13 , 14 , B OPE-2 , E-3 , E1 , E2 , E4 , E5</td> </tr> </table>			DUNS/SSN	060716321	REGULATIONS	CFR PART 74, 75, 77, 79, 82, 84, 85, 86, 97, 98, and 99 EDGAR AS APPLICABLE	ATTACHMENTS	2 CFR AS APPLICABLE 1 , 2 , 3 , 6 , 8 , 9 , 11 , 12 , 13 , 14 , B OPE-2 , E-3 , E1 , E2 , E4 , E5							
DUNS/SSN	060716321															
REGULATIONS	CFR PART 74, 75, 77, 79, 82, 84, 85, 86, 97, 98, and 99 EDGAR AS APPLICABLE															
ATTACHMENTS	2 CFR AS APPLICABLE 1 , 2 , 3 , 6 , 8 , 9 , 11 , 12 , 13 , 14 , B OPE-2 , E-3 , E1 , E2 , E4 , E5															
9	LEGISLATIVE AND FISCAL DATA <table border="0"> <tr> <td>AUTHORITY:</td> <td>PL 110-315 TITLE V HIGHER EDUCATION ACT, AS AMENDED</td> </tr> <tr> <td>PROGRAM TITLE:</td> <td>HIGHER EDUCATION - INSTITUTIONAL AID</td> </tr> <tr> <td>CFDA/SUBPROGRAM NO:</td> <td>84.031S</td> </tr> </table>			AUTHORITY:	PL 110-315 TITLE V HIGHER EDUCATION ACT, AS AMENDED	PROGRAM TITLE:	HIGHER EDUCATION - INSTITUTIONAL AID	CFDA/SUBPROGRAM NO:	84.031S							
AUTHORITY:	PL 110-315 TITLE V HIGHER EDUCATION ACT, AS AMENDED															
PROGRAM TITLE:	HIGHER EDUCATION - INSTITUTIONAL AID															
CFDA/SUBPROGRAM NO:	84.031S															



US Department of Education
Washington, D.C. 20202

P031S180087 - 20

GRANT AWARD NOTIFICATION

Table with 11 columns: FUND CODE, FUNDING YEAR, AWARD YEAR, ORG. CODE, CATEGORY, LIMITATION, ACTIVITY, CFDA, OBJECT CLASS, AMOUNT. Row 1: 0201A, 2020, 2020, EP000000, B, J29, 000, 031, 4101C, \$549,995.00

10

PR/AWARD NUMBER: P031S180087 - 20
RECIPIENT NAME: Galveston College
GRANTEE NAME: GALVESTON COLLEGE
4015 AVE Q,
GALVESTON, TX 77550 - 7447
PROGRAM INDIRECT COST TYPE: No Indirect cost allowed
PROJECT INDIRECT COST RATE: NA

TERMS AND CONDITIONS

- (1) The Office of Management and Budget requires all Federal agencies to assign a Federal Award Identifying Number (FAIN) to each of their financial assistance awards. The PR/AWARD NUMBER identified in Block 2 is your FAIN.

If subawards are permitted under this grant, and you choose to make subawards, you must document the assigned PR/AWARD NUMBER (FAIN) identified in Block 2 of this Grant Award Notification on each subaward made under this grant. The term subaward means:

- 1. A legal instrument to provide support for the performance of any portion of the substantive project or program for which you received this award and that you as the recipient award to an eligible subrecipient.
2. The term does not include your procurement of property and services needed to carry out the project or program (The payments received for goods or services provided as a contractor are not Federal awards, see 2 CFR 200.501(f) of the OMB Uniform Guidance: "Uniform Administrative Requirements, Cost Principles, and Audit Requirements for Federal Awards").
3. A subaward may be provided through any legal agreement, including an agreement that you or a subrecipient considers a contract.

- (2) THE FOLLOWING ITEMS ARE INCORPORATED IN THE GRANT AGREEMENT:

- 1) THE RECIPIENT'S APPLICATION (BLOCK 2);
2) THE APPLICABLE EDUCATION DEPARTMENT REGULATIONS: 2 CFR PART 180, NONPROCUREMENT DEBARMENT AND SUSPENSION AS ADOPTED AT 2 CFR PART 3485; 2 CFR PART 200 AS ADOPTED AT 2 CFR 3474 (BLOCK 8), AND 34 CFR PARTS 75, 77, 79, 81, 82, 84, 86, 97, 98, 99; AND THE PROGRAM REGULATIONS SPECIFIED IN BLOCK 8; AND
3) THE SPECIAL TERMS AND CONDITIONS SHOWN AS ATTACHMENTS IN BLOCK 8 ON THE INITIAL AWARD APPLY UNTIL CHANGED.

THIS AWARD SUPPORTS ONLY THE BUDGET PERIOD SHOWN IN BLOCK 6. IN ACCORDANCE WITH 34 CFR 75.253, THE SECRETARY CONSIDERS, AMONG OTHER THINGS, CONTINUED FUNDING IF:

- 1) CONGRESS HAS APPROPRIATED SUFFICIENT FUNDS UNDER THE PROGRAM,
2) THE DEPARTMENT DETERMINES THAT CONTINUING THE PROJECT WOULD BE IN THE BEST INTEREST OF THE GOVERNMENT,
3) THE GRANTEE HAS MADE SUBSTANTIAL PROGRESS TOWARD MEETING THE GOALS AND OBJECTIVES OF THE PROJECT,
4) THE SECRETARY ESTABLISHED PERFORMANCE MEASUREMENT REQUIREMENTS FOR THE GRANT IN THE APPLICATION NOTICE, THE PERFORMANCE TARGETS IN THE GRANTEE'S APPROVED APPLICATION,



US Department of Education
Washington, D.C. 20202

P031S180087 - 20

GRANT AWARD NOTIFICATION

5) THE RECIPIENT HAS SUBMITTED REPORTS OF PROJECT PERFORMANCE AND BUDGET EXPENDITURES THAT MEET THE REPORTING REQUIREMENTS FOUND AT 34 CFR 75.118, 2 CFR 200.327 AND 200.328, AND ANY OTHER REPORTING REQUIREMENTS ESTABLISHED BY THE SECRETARY, 6) THE GRANTEE HAS MAINTAINED FINANCIAL AND ADMINISTRATIVE MANAGEMENT SYSTEMS THAT MEET THE REQUIREMENTS IN 2 CFR 200.302, FINANCIAL MANAGEMENT, AND 2 CFR 200.303, INTERNAL CONTROLS.

IN ACCORDANCE WITH 2 CFR 200.308(c)(2) CHANGES TO KEY PERSONNEL IDENTIFIED IN BLOCK 5 MUST RECEIVE PRIOR APPROVAL FROM THE DEPARTMENT.

THE SECRETARY ANTICIPATES FUTURE FUNDING FOR THIS AWARD ACCORDING TO THE SCHEDULE IDENTIFIED IN BLOCK 6. THESE FIGURES ARE ESTIMATES ONLY AND DO NOT BIND THE SECRETARY TO FUNDING THE AWARD FOR THESE PERIODS OR FOR THE SPECIFIC AMOUNTS SHOWN. THE RECIPIENT WILL BE NOTIFIED OF SPECIFIC FUTURE FUNDING ACTIONS THAT THE SECRETARY TAKES FOR THIS AWARD.

- (3) You are authorized, in carrying out this grant, to utilize the higher threshold set for micro-purchase and simplified acquisition thresholds for federal assistance under this grant or under a contract you award under this grant established by recent statutory changes. These statutory changes raise the threshold for micro-purchases under Federal financial assistance awards to \$10,000 and raise the threshold for simplified acquisitions to \$250,000 for recipients. These higher thresholds are not effective until implemented in the Federal Acquisition Regulations (FAR) at 48 CFR Subpart 2.1 (Definitions), which has not yet occurred. See 2 CFR 200.67 and 200.88. For FY 2018, OMB is granting an exception allowing recipients to use the higher thresholds in advance of changes to the FAR. Please refer to Office of Management and Budget s Memorandum 18-18 regarding the statutory changes. If you have any questions about these regulations, please contact the program officer identified in Block 3 of this GAN.
- (4) Unless this grant solely funds research, you must comply with new regulations regarding awards to faith-based organizations (FBOs) that provide beneficiary services under this grant or under a contract you award to provide beneficiary services under this grant. These new regulations clarify the rights of FBOs and impose certain duties on FBOs regarding the referral of beneficiaries they serve. See 34 CFR 75.52, 75.712-75.714, appendix A to part 75, and 2 CFR 3474.15. The Department has established a web page that provides guidance on the new regulations, including FAQs and other implementation tools, which is available at <http://www2.ed.gov/policy/fund/reg/fbci-reg.html>. If you have any questions about these regulations, please contact the Education Program Contact identified in Block 3 of this GAN.
- (5) Reimbursement of indirect costs is subject to the availability of funds and statutory and regulatory restrictions. The negotiated indirect cost rate agreement authorizes a non-Federal entity to draw down indirect costs from the grant awards. The following conditions apply to the below entities.

A. All entities (other than institutions of higher education (IHE))

The GAN for this grant award shows the indirect cost rate that applies on the date of the initial grant for this project. However, after the initial grant date, when a new indirect cost rate agreement is negotiated, the newly approved indirect cost rate supersedes the indirect cost rate shown on the GAN for the initial grant. This new indirect cost rate should be applied according to the period specified in the indirect cost rate agreement, unless expressly limited under EDGAR or program regulations. Any grant award with an approved budget can amend the budget to account for a change in the indirect cost rate. However, for a discretionary grant award any material changes to the budget which may impact the scope or objectives of the grant must be discussed with the program officer at the Department. See 34 CFR 75.560 (d)(3) (ii) (part 75 of EDGAR).

B. Institutions of higher education (IHE)

Under 2 CFR part 200, Appendix III, Indirect (F&A) Costs Identification and Assignment, and Rate Determination for Institutions of Higher Education (IHEs), the Department must apply the negotiated indirect cost rate in effect on the date of the initial grant award to every budget period of the project, including all continuation grants made for this project. See 2 CFR Part 200, Appendix III, paragraph C.7. Therefore, the GAN for each continuation grant will show



**US Department of Education
Washington, D.C. 20202**

P031S180087 - 20

GRANT AWARD NOTIFICATION

the original indirect cost rate and it applies to the entire period of performance of this project. If the indirect cost rate agreement that is applicable to this grant does not extend to the end of the grant's project period, the indirect cost rate set at the start of the project period must still be applied to the end of project period regardless of the fact that the rate has otherwise expired.

AUTHORIZING OFFICIAL

DATE

EXPLANATION OF BLOCKS ON THE GRANT AWARD NOTIFICATION

For Discretionary, Formula and Block Grants (See Block 2 of the Notification)

- 1. RECIPIENT NAME** - The legal name of the recipient or name of the primary organizational unit that was identified in the application, state plan or other documents required to be submitted for funding by the grant program.
- 2. AWARD INFORMATION** - Unique items of information that identify this notification.
 - PR/AWARD NUMBER** - A unique, identifying number assigned by the Department to each application. On funded applications, this is commonly known as the "grant number" or "document number." The PR/Award Number is also known as the Federal Award Identifying Number, or FAIN.
 - ACTION NUMBER** - A numeral that represents the cumulative number of steps taken by the Department to date to establish or modify the award through fiscal or administrative means. Action number "01" will always be "NEW AWARD"
 - ACTION TYPE** - The nature of this notification (e.g., NEW AWARD, CONTINUATION, REVISION, ADMINISTRATIVE)
 - AWARD TYPE** - The particular assistance category in which funding for this award is provided, i.e., DISCRETIONARY, FORMULA, or BLOCK. If this award was made under a Research and Development grant program, the terms RESEARCH AND DEVELOPMENT will appear under DISCRETIONARY, FORMULA OR BLOCK.
- 3. PROJECT STAFF** - This block contains the names and telephone numbers of the U.S. Department of Education and recipient staff who are responsible for project direction and oversight.
 - *RECIPIENT PROJECT DIRECTOR** - The recipient staff person responsible for administering the project. This person represents the recipient to the U.S. Department of Education.
 - EDUCATION PROGRAM CONTACT** - The U.S. Department of Education staff person responsible for the programmatic, administrative and business management concerns of the Department.
 - EDUCATION PAYMENT CONTACT** - The U.S. Department of Education staff person responsible for payments or questions concerning electronic drawdown and financial expenditure reporting.
- 4. PROJECT TITLE AND CFDA NUMBER** - Identifies the Catalog of Federal Domestic Assistance (CFDA) subprogram title and the associated subprogram number.
- 5.* KEY PERSONNEL** - Name, title and percentage (%) of effort the key personnel identified devotes to the project.
- 6. AWARD PERIODS** - Project activities and funding are approved with respect to three different time periods, described below:
 - BUDGET PERIOD** - A specific interval of time for which Federal funds are being provided from a particular fiscal year to fund a recipient's approved activities and budget. The start and end dates of the budget period are shown.
 - PERFORMANCE PERIOD** - The complete length of time the recipient is proposed to be funded to complete approved activities. A performance period may contain one or more budget periods.
 - *FUTURE BUDGET PERIODS** - The estimated remaining budget periods for multi-year projects and estimated funds the Department proposes it will award the recipient provided substantial progress is made by the recipient in completing approved activities, the Department determines that continuing the project would be in the best interest of the Government, Congress appropriates sufficient funds under the program, and the recipient has submitted a performance report that provides the most current performance information and the status of budget expenditures.
- 7. AUTHORIZED FUNDING** - The dollar figures in this block refer to the Federal funds provided to a recipient during the award periods.
 - *THIS ACTION** - The amount of funds obligated (added) or de-obligated (subtracted) by this notification.
 - *BUDGET PERIOD** - The total amount of funds available for use by the grantee during the stated budget period to this date.
 - *PERFORMANCE PERIOD** - The amount of funds obligated from the start date of the first budget period to this date.
 - RECIPIENT COST SHARE** - The funds, expressed as a percentage, that the recipient is required to contribute to the project, as defined by the program legislation or regulations and/or terms and conditions of the award.
 - RECIPIENT NON-FEDERAL AMOUNT** - The amount of non-federal funds the recipient must contribute to the project as identified in the recipient's application. When non-federal funds are identified by the recipient where a cost share is not a legislation requirement, the recipient will be required to provide the non-federal funds.
- 8. ADMINISTRATIVE INFORMATION** - This information is provided to assist the recipient in completing the approved activities and managing the project in accordance with U.S. Department of Education procedures and regulations.

DUNS/SSN - A unique, identifying number assigned to each recipient for payment purposes. The number is based on either the recipient's assigned number from Dun and Bradstreet or the individual's social security number.

***REGULATIONS** - Title 2 of the Code of Federal Regulations(CFR), Part 200 as adopted at 2 CFR 3474; the applicable parts of the Education Department General Administrative Regulations (EDGAR), specific program regulations (if any), and other titles of the CFR that govern the award and administration of this grant.

***ATTACHMENTS** - Additional sections of the Grant Award Notification that discuss payment and reporting requirements, explain Department procedures, and add special terms and conditions in addition to those established, and shown as clauses, in Block 10 of the award. Any attachments provided with a notification continue in effect through the project period until modified or rescinded by the Authorizing Official.

9. LEGISLATIVE AND FISCAL DATA - The name of the authorizing legislation for this grant, the CFDA title of the program through which funding is provided, and U.S. Department of Education fiscal information.

FUND CODE, FUNDING YEAR, AWARD YEAR, ORG.CODE, PROJECT CODE, OBJECT CLASS -

The fiscal information recorded by the U.S. Department of Education's Grants Management System (G5) to track obligations by award.

AMOUNT - The amount of funds provided from a particular appropriation and project code. Some notifications authorize more than one amount from separate appropriations and/or project codes. The total of all amounts in this block equals the amount shown on the line, "THIS ACTION" (See "AUTHORIZED FUNDING" above (Block 7)).

10. TERMS AND CONDITIONS - Requirements of the award that are binding on the recipient.

***PARTICIPANT NUMBER** - The number of eligible participants the grantee is required to serve during the budget year.

***GRANTEE NAME** - The entity name and address registered in the System for Award Management (SAM). This name and address is tied to the DUNS number registered in SAM under the name and address appearing in this field. This name, address and the associated DUNS is what is displayed in the SAM Public Search.

***PROGRAM INDIRECT COST TYPE** - The type of indirect cost permitted under the program (i.e. Restricted, Unrestricted, or Training).

***PROJECT INDIRECT COST RATE** - The indirect cost rate applicable to this grant.

***AUTHORIZING OFFICIAL** - The U.S. Department of Education official authorized to award Federal funds to the recipient, establish or change the terms and conditions of the award, and authorize modifications to the award

FOR FORMULA AND BLOCK GRANTS ONLY:

(See also Blocks 1, 2, 4, 6, 8, 9 and 10 above)

3. PROJECT STAFF - The U.S. Department of Education staff persons to be contacted for programmatic and payment questions.

7. AUTHORIZED FUNDING

CURRENT AWARD AMOUNT - The amount of funds that are obligated (added) or de-obligated (subtracted) by this action.

PREVIOUS CUMULATIVE AMOUNT - The total amount of funds awarded under the grant before this action.

CUMULATIVE AMOUNT - The total amount of funds awarded under the grant, this action included.

* This item differs or does not appear on formula and block grants.

Consider Acceptance of Faculty Resignation

It is recommended that the resignation of the following individual be accepted and that the President acknowledge, with appreciation, service rendered to the College:

<u>Name</u>	<u>Position</u>	<u>Effective Date</u>
Mary E. Pyle	Criminal Justice/Law Enforcement Academy Program Director	8/7/2020

Consider Acceptance of Faculty Retirement

It is recommended that the retirement of the following individual be accepted and that the President acknowledge, with appreciation, service rendered to the College:

<u>Name</u>	<u>Position</u>	<u>Effective Date</u>
Patricia A. Perry	Instructor of Associate Degree Nursing	8/31/2020

Consider Approval of Fiscal Year 2020-21 Regular Board Meeting Dates

The Board of Regents will consider the following dates for fiscal year 2020-21 Regular Board Meetings:

September 9, 2020
October 14, 2020
November 11, 2020
January 13, 2021
February 10, 2021
March 10, 2021
April 14, 2021
May 12, 2021
June 9, 2021
August 11, 2021

Note: There is no July or December Regular Meeting scheduled. If necessary, either meeting shall be called by the Chairperson.

Consider Adoption of Resolution of the Galveston Community College District
Board of Regents Designating Galveston County Tax Assessor Collector as
Officer to Calculate Tax Rate Information Required Under Texas Tax Code Section 26.04(c)

Staff is requesting the adoption of the following resolution designating Galveston County Tax Assessor Collector as the officer to calculate tax rate information required under Texas Tax Code Section 26.04(c).

**RESOLUTION OF THE GALVESTON COMMUNITY COLLEGE DISTRICT
BOARD OF REGENTS DESIGNATING GALVESTON COUNTY TAX ASSESSOR
COLLECTOR AS OFFICER TO CALCULATE TAX RATE INFORMATION
REQUIRED UNDER TEXAS TAX CODE SECTION 26.04(C)**

The Board of Regents of the Galveston Community College District makes the following findings and resolutions:

WHEREAS, pursuant to Texas Tax Code Section 26.04(c), the Galveston Community College District (“College”) may designate “an officer or employee” to “calculate the annual no-new-revenue tax rate and the voter-approval tax rate” for the College and to sign and submit the the Truth in Taxation forms required to be completed by the College;

WHEREAS, the Galveston County Tax Assessor Collector is willing to perform such functions on behalf of the College.

NOW, THEREFORE, BE IT RESOLVED AND ORDERED THAT the Galveston Community College District hereby designates the Galveston County Tax Assessor Collector as the officer designated pursuant to Texas Tax Code Section 26.04(c) to calculate, sign and submit the Truth in Taxation forms as required by Texas Tax Code Chapter 26 and the Texas Comptroller. This delegation shall remain in effect until revoked by the Board of Regents of the Galveston Community College District.

ADOPTED and EXECUTED this _____ day of August, 2020.

Karen F. Flowers
Chairperson, Board of Regents
Galveston Community College District

ATTEST:

Michael B. Hughes
Secretary, Board of Regents
Galveston Community College District

Consider Possible Action Regarding Board Vacancy

The Board of Regents will discuss options and take possible action regarding the Board vacancy created by the untimely passing of Regent Carl E. Kelly who held Position 8. This term expires in May 2022.