

**PORT TAMPA BAY
MONTHLY BUSINESS MEETING
APRIL 18, 2023 - 9:30 AM**

A.	Invocation - Pledge	3
	Public Comment	
B.	Minutes and Financial Statement	4
	Receipt of the Minutes of the March 21, 2023, Board Meeting	
	Presentation and Receipt of the Finance Statement for Six Months Ending March 31, 2023	
C.	Consent Agenda	
	1. Approval of EPC Minor Work Permit No. 70468 - Request for Variance for Roof Over One Boat Lift for Single-Family Dock at 6705 N. Adah Avenue, Tampa, Florida	17
	2. Approval of Amendment to Lease Agreement with Martin Marietta Materials, Inc.	19
	3. Approval of Site Improvements Permit and Utility Easements for Fiber Optics on Container Gate Complex at Hookers Point	21
D.	Regular Agenda	23
	1. Approval of Authorization to Bind Property, Liability, and Flood Insurance Coverage for 2023-2024 Policy Year	24
	2. Approval of Final Ranking and Agreement for Engineering Consultant Services for Berth 301 Design	31
E.	Receipt of Reports	37
	1. Report of Monthly Aged Receivables	38
	2. Report of Contract Status	43
	3. Report of Work Permits	45
	4. Report of Expenditures Between \$50,000 and \$100,000	47
F.	Executive Director Report	48
G.	Presentations	
H.	New Business/Commissioners' Comments	
I.	Future Proposed Projects	49
J.	Calendar of Events	50
	April 21, 2023: 3rd Annual Great Port Cleanup	

May 1, 2023: 11th Annual Hurricane Preparedness Exercise, Port Tampa Bay Cruise Terminal 2, 8:30 - 11:30 am

K. Date of Next Meeting

Tuesday, May 16, 2023, at 9:30 am, Port Tampa Bay Boardroom

L. Adjournment

A. INVOCATION AND PLEDGE

PUBLIC COMMENT

B. APPROVAL OF MINUTES

**RECEIPT OF MINUTES OF THE:
MARCH 21, 2023, BOARD MEETING**

**PRESENTATION AND RECEIPT OF
FINANCIAL STATEMENT**

C. APPROVAL OF CONSENT AGENDA

**PORT TAMPA BAY
Business Meeting
March 21, 2023, 9:30 am**

Mr. Hung Mai, Vice Chairman, called the Port Tampa Bay (PTB) Business Meeting to order at 9:30 a.m. Vice Chairman Mai thanked Board members, PTB staff and public for attending.

The following Board members were in attendance: Mr. Hung T. Mai, P.E., Vice Chairman; Mr. Patrick H. Allman, Secretary/Treasurer; Mr. Ted Conner, Commissioner; The Honorable Mayor Jane Castor, Commissioner; and The Honorable Michael Owen, Commissioner. Mr. Chad Harrod, Chairman, was absent and Port Tampa Bay Commissioners Seat #4 is currently vacant.

The following PTB senior management staff members attended in person; Mr. Charles Klug, Principal Counsel; Mr. Raul Alfonso, Executive Vice President and Chief Commercial Officer; Mr. David Delac, Chief Financial Officer; Mr. Brian Giuliani, Chief Operating Officer; Mr. Wade Elliott, Senior Vice President of Marketing and Business Development; Mr. Patrick Blair, Vice President of Engineering; Mr. Greg Lovelace, Vice President of Business Development; Mr. Karl Strauch, Vice President of Marketing; and Ms. Joanne Toledo, Vice President of Human Resources.

The public attendance sign-in sheet is Attachment 1.

A. INVOCATION – PLEDGE

Chaplain Steve Finnesy led the invocation and the Pledge of Allegiance.

PUBLIC COMMENT

There were no comments.

B. APPROVAL OF MINUTES OF THE FEBRUARY 21, 2023, BOARD MEETING

There being no comments, Commissioner Owen, seconded by Mayor Castor, moved to receive the minutes as presented. The motion carried five to zero with Chairman Harrod being absent.

PRESENTATION AND RECEIPT OF THE FINANCIAL STATEMENT OF FIVE MONTHS ENDING FEBRUARY 28, 2023

Mr. David Delac presented the financial statement and reviewed specific line items.

There being no comments, Commissioner Conner, seconded by Mayor Castor, moved to receive the Financial Statement of Five Months Ending February 28, 2023. The motion carried five to zero with Chairman Harrod being absent.

PRESENTATION OF THE FISCAL YEAR 2022 FINANCIAL AUDIT REPORT

Mr. Delac stated that this presentation of the Annual Audit is for the fiscal year ending September 30, 2022. Mr. Delac then acknowledged the following finance department staff that worked with Rivero Gordimer and Company (Rivero Gordimer) to complete the FY22 Annual

Audit: Philip Lawson, Noemi Gonzalez, Cathy Phillips, Miriam Roark, Victoria Crespo, and Tyler Harrell.

Mr. Delac then introduced Mr. Sam Lazzara, Audit Shareholder at Rivero Gordimer, and asked that he present the Fiscal Year 2022 Audit Report. Mr. Lazzara introduced Mr. John Stein and Ms. Julie Davis, both also Audit Shareholders at Rivero Gordimer. Mr. Lazzara outlined the actions taken as part of the process to conduct the annual financial audit. Mr. Lazzara stated that Fiscal Year 2022 (FY22) was a record year with operating revenues exceeding \$70 million for the first time in Port Tampa Bay history. PTB's profitability and financial condition continue to be very strong.

Mr. Stein stated that Rivero Gordimer was prepared to issue an unmodified opinion, which is a standard clean opinion of PTB's finances. The audit process went very smoothly from beginning to end. Rivero Gordimer prepares its audits in accordance with generally accepted auditing standards, meeting the objective of the audit is reasonable and not absolute. The audit provides assurance that PTB's statements are free of material misstatement. This means anyone in the community can rely on PTB's financial statements to make an informed decision about the port. Mr. Stein explained that PTB adapted GASB 87, which is a new lease accounting standard for governmental entities.

Ms. Davis reviewed a brief highlight of the FY22 financials. PTB's total assets were \$1.1 billion and this is the first year PTB has a \$1 billion balance sheet. This was mainly due to the addition of lease receivables with the new standard GASB 87. Ms. Davis continued her review of the annual audit report as outlined in the presentation.

Commissioner Owen commended Rivero Gordimer and PTB staff on a good report. In response to Commissioner Owen's question regarding how well PTB transitioned to adapt GASB 87, Ms. Davis stated that PTB staff was very proactive and as soon as GASB 87 came out staff began to review the implementation and its impacts. PTB staff also outsourced software that assisted with the implementation and have worked over that past couple of years to incorporate the GASB 87 standard. As part of the auditing process, Rivero Gordimer makes sure all of the inputs have been recorded correctly and coincide lease agreements.

The Fiscal Year 2022 Financial Audit Report presentation is [Attachment 2](#).

C. APPROVAL OF THE CONSENT AGENDA

1. Approval of Site Improvements Permit and Utility Easements for Cement Terminal Expansion by Titan Florida, LLC at Hookers Point

There being no comments, Mayor Castor, seconded by Commissioner Owen, moved to approve the Consent Agenda. The motion carried five to zero with Chairman Harrod being absent.

D. REGULAR AGENDA

1. Approval of Award of Contract for Aids to Navigation Hookers Point, Contract No. 22-02422, ITB No. B-003-23

Mr. Patrick Blair outlined the item as presented in the write-up included in the agenda.

There being no comments, Mayor Castor, seconded by Commissioner Owen, moved to authorize the Port President and CEO, or his designee, to execute Contract No. 22-02422 with Vecellio & Grogan, Inc. for the Hookers Point ATONs, at a contract amount not to exceed \$1,448,625.00, with an additional ten (10) percent of the contract amount contingency for any unforeseen conditions that may arise during the construction, and donate the upland range markers to the United States Coast Guard for future operation and maintenance, all subject to final review by Port counsel. The motion carried five to zero with Chairman Harrod being absent.

2. Approval of Award of Berth 214 Upland Development Project

Mr. Blair outlined the item as presented in the write-up included in the agenda.

Commissioner Allman stated that this project is critical to the long-term success for Port Tampa Bay. In response to Commissioner Conner's question regarding how long the project would take to complete, Mr. Blair stated that the project should take approximately 12 months. Commissioner Mai commended staff for budgeting the project well. The bids were very close to the anticipated costs.

There being no further comments, Commissioner Allman, seconded by Mayor Castor, moved to authorize the Port President/CEO, or his designee, to enter into a contract with PCS Civil, Inc. for the construction of the Berth 214 Upland Development project, for \$19,194,949.70, with a five (5) percent contingency for unforeseen conditions for a total project cost not to exceed \$20,154,697.19, and approve an amendment to the contract with WSP, Inc. for \$249,777.40 for Engineering Construction Support Services, all subject to review by Port counsel. The motion carried five to zero with Chairman Harrod being absent.

3. Approval of Joint Participating Agreement with Tampa Electric Company for Storm Hardening of Hookers Point Electrical Project

Mr. Blair outlined the item as presented in the write-up included in the agenda.

In response to Commissioner Conner's question regarding how this item differed from a similar item presented at the previous meeting, Mr. Blair explained that the previous item was to approve a grant agreement to fund this project. This item is presented to approve the Joint Project Agreement with Tampa Electric Company and \$500,000 for the PTB design phase of the project.

Commissioner Owen stated that he understood that this project was created in response to storm events. Mr. Blair explained that placing power lines underground and raising the sub-station above flood level could help mitigate power outages due to future storm events.

There being no further comments, Mayor Castor, seconded by Commissioner Owen, moved to authorize the Port President/CEO, or his designee, to execute a Joint Participation

Agreement with Tampa Electric Company for design phase of the project for approximately \$500,000, subject to review by Port counsel. The motion carried five to zero with Chairman Harrod being absent.

4. Approval of Port Tampa Bay Maritime Domain Awareness and Anomaly Detection System Upgrade, Maintenance and Sustainment

Mr. Mark Dubina outlined the item as presented in the write-up included in the agenda.

Mayor Castor commended staff for seeking out grant funding. In response to Commissioner Owen's question regarding when the new contract would end, Mr. Dubina stated that the new contract would not expire until 2026.

There being no further comments, Commissioner Owen, seconded by Mayor Castor, moved to authorize the Port President/CEO, or his designee, to enter into an agreement with ARES to expend up to \$160,000 for the upgrade, sustainment and maintenance of the PTB ARES system, subject to review by Port counsel. The motion carried five to zero with Chairman Harrod being absent.

E. RECEIPT OF REPORTS

- 1. Report of Monthly Aged Receivables**
- 2. Report of Contract Status**
- 3. Report of Work Permits**
- 4. Report of Expenditures Between \$50,000 and \$100,000**

Commissioner Mai commended staff for a great job on the AR report.

There being no further comments, Mayor Castor, seconded by Commissioner Conner, moved to receive the reports as presented. The motion carried five to zero with Chairman Harrod being absent.

F. EXECUTIVE DIRECTOR REPORT

Mr. Klug reported that on March 7, 2023, Port Tampa Bay launched its first quarterly educational harbor tour aboard the Yacht Starship. Nearly 300 guests took part in the tour, including students from Jefferson High School's Maritime and Marine Exploration Academy as well as Harmon Prep and Bayshore Christian Schools. The quarterly tour is a complimentary boat excursion to learn about Port Tampa Bay from the waterside and was provided in partnership with the Yacht Starship, which provided the vessel at no cost. Guests were given a narrated tour of the port complex by PTB's own Ms. Christyna Doege and provided the opportunity to learn about several port-related organizations including The Propeller Club Port of Tampa, the Maritime Alliance, Tampa Bay Maritime Scholarship Foundation, Tampa Port Ministries and the U.S. Coast Guard Recruiting Office. Mr. Klug continued that each quarterly tour could have a different theme such as environmental and career source.

Mr. Klug stated that last month, PTB staff hosted U.S. Representative August Pfluger from the Texas 11th Congressional District. Congressman Pfluger serves on the House Homeland Security and the Energy and Commerce Committees and is the Chairman of the Subcommittee on Counterterrorism, Law Enforcement and Intelligence. Staff provided Congressman Pfluger

with an overview on how PTB serves the energy needs of the State of Florida and the importance of Homeland Security at the port as well as future needs during a water tour of the port. These types of visits are critical as they educate PTB's Congressional delegation and help establish relationships to lead to advocacy for grants, funding and general support.

Mr. Klug stated that he also had the opportunity last month to provide remarks and field questions from this year's Leadership Tampa class for their annual Transportation Day. This is a great program for the City's leaders to get a behind-the-scenes look at what it really takes to make our economy tick. Guests get to see the port from the Yacht Starship and PTB's commentary helps them understand the perspective of our port as well as what is in store for the future. Mr. Klug continued that last week, PTB hosted Leadership Florida. Leadership Florida Cornerstone Class alumni, Karl Strauch and Ram Kancharla, discussed the important role of ports in Florida's economy. As an interesting side note, one of the books from Leadership Florida's required reading list is "A Land Remembered." The famous historical fiction novel is set in Florida during the 19th and 20th centuries and referenced Captain Hendry throughout many chapters. The Leadership Florida Cornerstone 40 class was greeted on this tour by the great, great, granddaughter of Captain Hendry, Kelly Hendry, who is the President of Hendry Marine Industries. On behalf of the Port, Mr. Klug thanked Kelly for joining staff to greet the Leadership Florida class.

Mr. Klug reported that earlier this month, Port Tampa Bay participated in the Southern Exposure Conference in Orlando. The conference was hosted by the Southeast Produce Council and is attended by thousands of attendees, including food service and retail buyers and agricultural leaders as well as hundreds of exhibitors showcasing the best products and services the produce industry has to offer. The Tampa Bay/Orlando I-4 corridor region is Florida's largest and fastest growing market and is home to the largest and fastest growing concentration of distribution centers in the state.

Mr. Klug continued that PTB staff also took part in this year's Trans-Pacific Maritime (TPM) conference, hosted by the Journal of Commerce. Port leaders explained how PTB's proximity to the booming Tampa/Orlando I-4 corridor with more than 550 distribution centers help shippers and Beneficial Cargo Owner's get closer to customers. Staff noted that Port Tampa Bay has kept up with the growth by expanding its container terminal capacity with new gates, paved storage and a new gate complex as well as the arrival of three additional cranes. Additionally, PTB and other Florida ports co-hosted a reception at the 2023 Annual TPM conference in Long Beach, California. The event was attended by over 3,700 shipping and trade professionals from around the world. PTB's Business Development group and other Port leaders have been busy traveling during this season. Next month, PTB will be well-represented at the Seatrade Cruise Global, which is the cruise industry's premier conference featuring major players from every representative of the cruise industry.

Mr. Klug presented the first-of-its-kind publication, Legends of the Port, which aims to celebrate the history and the people who put our port on the map. The publication features the Port community's multi-generational families who have been operating businesses with Port Tampa Bay for decades. The inaugural edition highlights families who helped put the Port on the map and worked together to grow and operate their maritime businesses. The Marquette, Hendry, Lorton, Mariani and Savage families are some of Tampa Bay's most influential and Port Tampa Bay is fortunate to work alongside them. Mr. Klug stated that the Port could not have accomplished all these milestones alone.

Mr. Klug reported that this month was also a great month for local events starting with the Propeller Club hosting its 17th Annual Maritime Industry Awards Night. The event celebrates individuals who work within the maritime industry and honors those who go above and beyond to make a difference in their field. PTB's own Ken Tran was recognized at the event with the Leadership award. Tran is a project manager in the operations department and has served the Port with distinction over the past few decades. Mr. Klug congratulated Mr. Tran. Mr. Klug also reported that he represented PTB at the Urban League of Hillsborough County's Second Annual March Forth Gala. This event recognized the volunteers and local dignitaries who have put in the hard work it takes to get a major non-profit, such as the Urban League, off the ground and Mr. Klug was happy PTB was able to play a small part in supporting this organization. Mr. Klug also serves on the Board as the Treasurer.

Mr. Klug welcomed Mr. Thomas Hobbs as Port Tampa Bay's newest Chief of Staff. Hobbs has more than 20 years of experience in Florida politics starting his career in Governor Bush's Office of Drug Control Policy and continuing to work in the Governor's Office of Policy and Budget leading the Special Projects division. As Chief of Staff, Thomas Hobbs will support the core activities of the Port, which include strategic direction, internal/external businesses, operations, relations and engagements with the public and stakeholders. Thomas Hobbs is a Major serving in the Florida Army National Guard currently assigned as the Florida Headquarters Commander for Camp Blanding Joint Training Center.

Mr. Klug announced that PTB has a schedule a Public Records and Government Sunshine meeting with staff. This is scheduled periodically to make sure staff are up-to-date on Florida's Public Records and Sunshine laws. Updated Sunshine manuals will be provided to Board members next month.

G. PRESENTATIONS

There was no presentation.

H. NEW BUSINESS / COMMISSIONERS' COMMENTS

Mayor Castor commended staff on the Quarterly Harbor Tour, stating the idea to expose the community to what the Port does and also job opportunities to the youth was grand. Mr. Klug expanded upon that, stating that there are several representatives in the community that work with PTB to provide opportunities to youths in urban areas. Mr. Jere White and other community members are doing a great job of trying to bring the youth in and present them with these great opportunities.

Commissioner Owen stated that he hoped the Jefferson High School maritime curriculum program could expand to East and South Hillsborough County one day.

Commissioner Mai congratulated Ken Tran for his Leadership Award, welcomed Thomas Hobbs to Port Tampa Bay, congratulated Mayor Castor for Times Magazine's ranking the City of Tampa as one of the World's Greatest Places, and commended Finance staff for the successful annual financial audit report.

I. FUTURE PROPOSED PROJECTS

Mr. Klug outlined the future projects list and encouraged vendors to bid.

J. CALENDAR OF EVENTS

Mr. Klug announced that the Propeller Club would be hosting its annual Shrimperoo even on March 29. The sold-out event will be held at Cruise Terminal 2.

K. NEXT MEETING

Vice Chairman Mai announced that the next regular business meeting would be on Tuesday, April 18, 2023, at 9:30 am, and that further information regarding that meeting would be posted online at www.porttb.com.

L. ADJOURNMENT

There being no further business, the meeting adjourned at 10:16 am.

ATTEST:

Chad Harrod, Chairman

Patrick H. Allman, Secretary/Treasurer

PORT TAMPA BAY BUSINESS MEETING

MARCH 21, 2023 - 9:30 a.m.

PUBLIC ATTENDANCE SIGN-IN SHEETNAMEBUSINESS

Steve White

TCHISSK

Steve Finney

Tampa Seafarers Center

ANDREW MYERS

FRAMPTON CONSTRUCTION

RAYMOND CLARK

FDOT

JEFF HORNING

FDOT

TERRY FLORE

TAMPA PILOTS

MIKE AUGUSTINE

A.R. SAVAGE + SON

Bill Koznick

Maritime Alliance/MS

DEREK SEARS

Moffatt & Nichols

Bob Nathan

Moffatt & Nichols

GREGORY WESTON

T.L.A

JOHN GLASS

MOFFATT & NICHOLS

ANTHONY WASHINGTON

Allied University

Jesse Varkness

Shenandoah

Additional spaces on next page.



PORT TAMPA BAY

Report to Board of Commissioners

Audit Results for 2022



2022 Audit Results

- Report on 2022 audit of financial statements
 - Unmodified opinion
 - No disagreements with management

- Responsibilities under generally accepted auditing standards (GAAS)
 - Audit performed in accordance with GAAS
 - Objective is reasonable – not absolute – assurance that the financial statements are free of material misstatement

2022 Audit Results - Continued

- Responsibilities under *Government Auditing Standards*
 - Compliance with laws, regulations, contracts and grants
 - Internal control over financial reporting
- Federal and State of Florida Single Audit
- Internal accounting control
 - Reviewed controls to extent necessary to render opinion on financial statements
 - No material weaknesses noted
- Change in Accounting Principle
 - Implementation of GASB 87

Financial Summary (in 000's)

	September 30,		
	2022	2021	2020
ASSETS			
Cash and short-term investments	\$ 84,252	\$ 73,486	\$ 47,271
Restricted assets	25,282	24,982	32,584
Accounts and current notes receivable	9,644	7,171	12,334
Current portion of leases receivable	12,026	10,796	-
Prepaid expenses and other current assets	3,161	2,394	1,822
Total current assets	134,365	118,829	94,011
Capital assets, net	698,550	703,693	711,207
Leases receivable - long term	302,080	273,379	-
Notes receivable - long term	725	425	125
TOTAL ASSETS	1,135,720	1,096,326	805,343
DEFERRED OUTFLOWS OF RESOURCES	5,368	6,143	8,639

Financial Summary (in 000's)

	September 30,		
	2022	2021	2020
LIABILITIES			
Accounts payable	\$ 2,361	\$ 2,551	\$ 1,031
Construction contracts payable	6,095	3,522	3,570
Accrued expenses	3,150	2,531	2,847
Current portion of long-term debt	6,846	6,658	9,523
Other current liabilities	<u>1,261</u>	<u>3,659</u>	<u>2,891</u>
Total current liabilities	19,713	18,921	19,862
Long-term debt	95,654	102,500	105,651
Other liabilities	<u>34,311</u>	<u>26,006</u>	<u>41,125</u>
Total liabilities	<u>149,678</u>	<u>147,427</u>	<u>166,638</u>
DEFERRED INFLOW OF RESOURCES	<u>309,988</u>	<u>292,116</u>	<u>380</u>
NET POSITION	<u>\$ 681,422</u>	<u>\$ 662,926</u>	<u>\$ 646,964</u>

Financial Summary (in 000's)

	Year ended September 30,		
	2022	2021	2020
Operating revenues			
Port usage fees	\$ 46,100	\$ 35,037	\$ 37,480
Land operations	23,605	23,288	18,090
Other fees	642	754	756
Total operating revenues	<u>70,347</u>	<u>59,079</u>	<u>56,326</u>
Operating expenses			
Personnel	19,039	15,288	18,992
Promotional	1,124	1,010	880
Administrative	17,009	14,417	14,808
Total operating expenses	<u>37,172</u>	<u>30,715</u>	<u>34,680</u>
Income from operations before depreciation	33,175	28,364	21,646
Depreciation/amortization	<u>34,503</u>	<u>35,248</u>	<u>35,015</u>
Operating loss	(1,328)	(6,884)	(13,369)
Net non-operating revenues/capital grants	<u>19,824</u>	<u>22,846</u>	<u>17,052</u>
Increase in net position	<u>\$ 18,496</u>	<u>\$ 15,962</u>	<u>\$ 3,683</u>

Financial Trends (in 000's)

Description	2022	2021	2020
*Operating Margin (operating income before depreciation/revenue)	50.5%	49.0%	45.4%
Current Ratio (current assets/current liabilities)	6.8	6.3	4.7
Total Assets to Total Liabilities	7.6	7.4	4.8
L/T Debt / Net Position	14.0%	15.5%	16.3%
Capital Assets, Net (in 000's)	\$ 698,550	\$ 703,693	\$ 711,207

*Excludes noncash Florida Retirement System pension accrual



Port Tampa Bay
Budgetary Comparative Statement of Revenues and Expenses
For the half year ending March 2023

	Budget	Actual	Favorable (Unfavorable)	%
Description				
Port Usage Fees	30,421,489	32,897,911	2,476,422	8.1%
Rentals	10,652,061	11,497,662	845,601	7.9%
Other Operating	294,668	219,878	(74,790)	-25.4%
Operating Revenue	41,368,217	44,615,451	3,247,234	7.8%
Personnel	10,409,055	9,968,336	440,719	4.2%
Promotional	1,039,959	688,350	351,609	33.8%
Administrative	10,313,600	9,787,383	526,217	5.1%
Operating Expense	21,762,613	20,444,069	1,318,544	6.1%
Operating Income	19,605,604	24,171,382	4,565,778	23.3%
	47%	54%		
Interest Income	246,420	1,421,865	1,175,445	477.0%
Interest Expense	(1,939,073)	(1,936,448)	2,625	-0.1%
Ad Valorem Tax Receipts	11,046,990	11,004,266	(42,724)	-0.4%
Other, net	(1,099,272)	(1,305,076)	(205,804)	18.7%
Non-Operating	8,255,065	9,184,607	929,542	11.3%
Net Income	27,860,668	33,355,989	5,495,321	19.7%

SUBJECT: EPC MINOR WORK PERMIT NO. 70468 - REQUEST FOR VARIANCE FOR ROOF OVER BOAT LIFT FOR SINGLE-FAMILY DOCK AT 6705 N. ADAH AVENUE, TAMPA, FLORIDA

BACKGROUND:

Mr. Thomas Filipello (Applicant) submitted Minor Work Permit Application No. 70468 (Revision No. 3) to the Environmental Protection Commission of Hillsborough County (EPC), pursuant to the 2009 Interlocal Agreement between EPC and Port Tampa Bay (PTB) delegating the processing and issuance of certain minor work permits. The application is for a third revision to a previously issued EPC minor work permit to construct a roof over one boat lift located in the center of the dock structure. The previously issued EPC Minor Work Permit No. 70468 (Revision No. 2) for construction of an approximately 424 square foot private single-family residential dock structure with two (2) non-covered boat lifts was issued to the Applicant on June 4, 2022 and will expire on June 4, 2025. The Applicant's project site is located at 6705 North Adah Avenue in Tampa, Florida on Hillsborough River with a shoreline of 186.75 linear feet. This site falls within the Classification of Lands designated as River Urban in PTB Submerged Lands Management Rules (Rules).

FACTS/COMMENTS:

The proposed roof addition to the previously permitted dock structure exceeds the allowable limit of 520 square feet for a private single-family residential dock with both a terminal platform and a covered slip for a site located in Rivers Urban designation by approximately 480 square feet over the combined allowable size of 520 square feet of structure area with the proposed roof. However, the approximately 1,000 square foot docking facility does not exceed the preempted area for the Applicant's property. The Applicant's proposed dock is uniform with surrounding community structures. All other aspects of the proposed structure are consistent with the Rules.

The Rules regulate the allowable size for private residential marine structures and provide for a variance procedure if certain conditions are met which assure that the proposal is not contrary to the spirit and intent of the Rules and the variance requested arises from a unique and peculiar submerged land or riparian property. The application is supported by the EPC reviewing staff. An Affidavit of No Objection was received from one adjacent riparian property owner and the other adjacent riparian property owner, City of Tampa, executed a License and Hold Harmless Agreement with the Applicant dated January 23, 2023. PTB staff has reviewed the application and recommends approval of the variance.

RECOMMENDATION:

Authorize the Port President/CEO, or his designee, to grant the variance, subject to review by Port counsel.

Board Meeting
April 18, 2023
Environmental 407960

SUBJECT: AMENDMENT TO LEASE AGREEMENT WITH MARTIN MARIETTA MATERIALS, INC.

BACKGROUND:

Martin Marietta Materials, Inc. (Martin Marietta) has operated an aggregate distribution terminal on Hookers Point for more than twenty five (25) years, utilizing Berth 220 pursuant to a lease agreement with Port Tampa Bay (PTB) dated June 1, 2010 (Lease). The current premises is comprised of a southern parcel consisting of approximately 16 acres of land (Parcel A) and a northern parcel consisting of approximately 4.4 acres of land (Parcel B) separated by Studebaker Drive totaling approximately 20.4 acres of land (Premises). In order to enhance operations at Berth 219, PTB staff has designed a roadway through approximately 0.71 acres of the southern boundary of Parcel A that requires the reconfiguration of the Premises.

Port Tampa Bay (PTB) Staff and Martin Marietta have negotiated for an amendment to the Lease to reconfigure the Premises to remove approximately 0.71 acres of vacant land along southern boundary of Parcel A (Released Premises), in exchange for adding two separate parcels consisting of approximately 0.33 acres of vacant land immediately west of the Parcel A and approximately 0.38 acres of vacant land immediately east of Parcel B.

FACTS/COMMENTS:

PTB staff and Martin Marietta have negotiated the following terms for the reconfiguration of the Premises.

Premises: The total acreage of the reconfigured Premises would remain at 20.4 acres. The current Premises would be modified to remove approximately 0.71 acres of vacant land along southern boundary of Parcel A in exchange for adding two separate parcels consisting of approximately 0.33 acres of vacant land immediately west of the Parcel A and approximately 0.38 acres of vacant land immediately east of Parcel B for a total of approximately 0.71 acres, as more particularly described on Exhibit "A" (Revised Premises).

Lease Terms: The rent and other terms of the Lease would remain the same.

Martin Marietta would be responsible for the environmental condition of the Released Premises through the date of the Lease amendment. The Lease amendment would be subject to satisfactory environmental assessments of the Released Premises in PTB's sole discretion.

RECOMMENDATION:

Authorize the Port President and CEO, or his designee, to execute an Amendment to the Ground Lease with Martin Marietta Materials Inc, in accordance with the terms set forth in this agenda item, subject to review by Port counsel.

EXHIBIT "A"
PREMISES



SUBJECT: SITE IMPROVEMENTS PERMIT AND UTILITY EASEMENTS FOR FIBER OPTICS ON CONTAINER GATE COMPLEX AT HOOKERS POINT

BACKGROUND:

On November 16, 2021, Port Tampa Bay (PTB) Board approved the construction of a container gate complex in partnership with Ports America Florida, Inc. (Ports America) to service PTB's growing container business. The project includes 5,500 Square foot masonry office building, (6) inbound gates and (3) outbound gates with Optical Character Recognition technology to improve the Container Yard's ingress, egress, and overall efficiency. Ports America is responsible for the Information Technology (IT) build out of the project as well as the long term operation of the complex.

FACTS/COMMENTS:

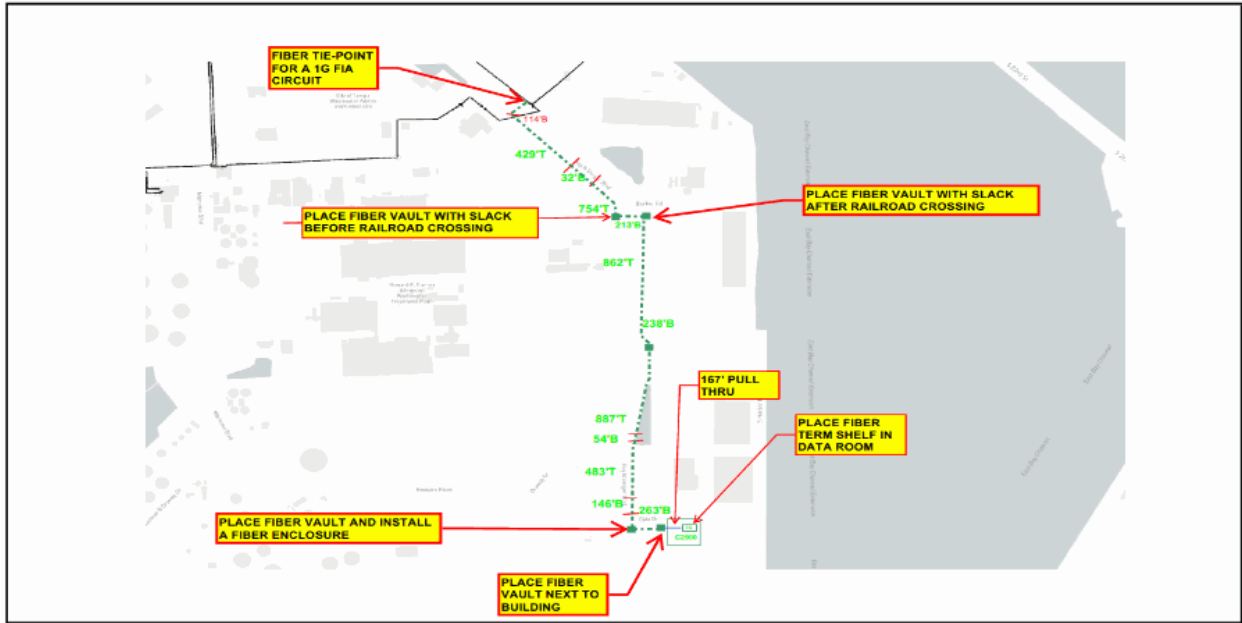
Spectrum Sunshine St. LLC recently submitted a Site Improvements Permit application to PTB staff for the installation of fiber optics on Hookers Point, at the location shown on the attached exhibit, to service Ports America's operation at the Container Gate Complex.

PTB staff has reviewed the application, determined that the proposed location of fiber optics does not have any conflicts, and recommends approval of the Site Improvements Permit and the related utility easement.

RECOMMENDATION:

Approve the Site Improvements Permit and authorize the Port President/CEO, or his designee, to execute the applicable utility easement with Spectrum Sunshine St. LLC for construction of the fiber optics system as described in this agenda item, subject to review by Port counsel.

Board Meeting
April 18, 2023
Engineering 408740



D. REGULAR AGENDA

SUBJECT: AUTHORIZATION TO BIND PROPERTY, LIABILITY, AND FLOOD INSURANCE COVERAGE FOR 2023-2024 POLICY YEAR

BACKGROUND:

The following Port Tampa Bay (PTB) insurance policies are scheduled to expire on April 30, 2023, as applicable:

- Property (Primary & Excess)
- Property Terrorism
- Comprehensive General and Marine Liability (CGL) & Excess Liability
- Public Official's Liability
- Government Crime
- Maritime Employers Liability
- Hull and P&I
- Vessel Owners Pollution
- Foreign Liability
- Storage Tank 3rd Party Liability
- Commercial Automobile Policy
- Flood Insurance
- Privacy (Cyber) Liability
- Law Enforcement Legal Liability
- Unmanned Aircraft Liability

As further information, PTB also maintains Workers' Compensation insurance on its employees. This policy does not expire until October 1, 2023, and, therefore, is not included in the above listing. The PTB's site pollution policy was renewed last year for a three-year policy term and is also not included in the above listing.

FACTS/COMMENTS:

PTB's Insurance Broker, Hugh Wood Inc. (HWI), solicited the insurance markets and obtained various proposals for each of the types of insurance listed above on behalf of PTB. HWI and PTB staff reviewed the proposals for each type of insurance and chose the proposal which offered the maximum coverage with the lowest possible premiums. Attached is a summary of the proposed PTB insurance program for those policies with an effective date of April 30, 2023 (Flood Insurance effective date) and May 1, 2023, including the deductible, premium, and limits associated with each policy. HWI and PTB staff believe that these policies offer the best coverage at the most economical cost and recommend that PTB bind this coverage. As with any insurance coverage, these premiums might increase or decrease depending upon the addition or deletion of coverage and assets throughout the policy period.

The total amount of annual premiums for the policies listed above, with a policy period effective April 30, 2023/May 1, 2023, through April 30, 2024/May 1, 2024, is \$4,461,109, which includes applicable Florida surcharges and the fixed HWI Broker Fee of \$50,000. This amount represents an increase of \$1,649,025 when compared to the actual insurance premiums and Broker Fee paid for the period ending April 30, 2023/ May 1, 2023, of \$2,812,084. A majority of the increase is due to increasing the total insured property value (TIV) from the expiring TIV \$330,169,546 to \$410,438,999 or 24.31%.

Because of the constantly changing insurance market, HWI maintains constant communication with various insurance underwriters up to the expiration date of the policies in order to determine whether the attached premiums and/or coverage can be improved upon. For this reason, PTB staff recommends that approval be given to bind the listed policies with alternate underwriters if, in the opinion of HWI and PTB staff, those underwriters provide greater coverage at the same premium or the same coverage at a lower premium. The PTB Board of Commissioners would be advised of any such changes at the May 2023 Board meeting. Funding for the above insurance renewal is included in the FY2023 Operating Expense Budget and will be included in FY2024 Operating Expense Budget.

RECOMMENDATION:

Authorize the Port President/CEO, or his designee, to bind the Property (Primary & Excess) & Property Terrorism; Comprehensive General and Marine Liability (CGL) & Excess Liability; Public Official's Liability; Government Crime; Maritime Employers Liability; Hull and P&I; Vessel Owners Pollution; Foreign Liability; Storage Tank 3rd Party Liability; Commercial Automobile; Privacy (Cyber) Liability; Law Enforcement Legal Liability; Unmanned Aircraft Liability, and Flood Insurance from April 30, 2023/May 1, 2023 to April 30, 2024/May 1, 2024, at the coverage levels and premiums as noted on the attachment to this agenda write-up. Total cost for the policies, including the HWI broker fee of \$50,000 and all applicable Florida surcharges will not exceed \$4,461,109; however, this authorization includes a stipulation that premiums for the current year may increase or decrease depending upon PTB adding or deleting coverage.

Additionally, authorize the Port President/CEO, or his designee, to bind coverage with alternate underwriters if those underwriters provide greater coverage at the same premium or the same coverage at a lower premium. The PTB Board of Commissioners would be advised of any such changes at the May 2023 Board meeting.

**Tampa Port Authority Schedule of Property Insurers, Limits & Premiums
Policy Period – May 1, 2023 through April 30, 2024**

All Insured Properties

Limits	Insurer	Premium
First \$25 Million; 5% Named Storm & Flood deductible (min \$500k & \$1 M respectively); \$250,000 All Other Perils deductible	O'Farrell & London Syndicates	\$ 2,000,004
\$25 Million Excess of \$25 Million	Landmark/Lloyds 1 st Excess Layer	\$ 750,008
\$30 Million Excess of \$50 Million	Axis, Mt. Hawley, Lloyds 2 nd Excess Layer	\$ 550,262
\$330,438,999 Excess of \$80 Million Remainder to Total Insured Value	Landmark 3 rd Excess Layer	\$ 100,004
\$10 Million Excess of \$90 Million Named Storm Only	Indian Harbor, Landmark 4 th Excess Layer	\$ 100,508
\$10 Million Excess of \$100 Million Named Storm Only	Bridgeway 5 th Excess Layer	\$ 100,004
\$10 Million Excess of \$110 Million Named Storm Only	Evanston 6 th Excess Layer	\$ 100,004
TRIA with limit of \$410,438,999	Lloyd's of London	\$ 46,200
Total		\$3,836,189.00
Property Value: \$396,605,506 Business Income: \$ 10,000,000 Inland Marine: \$ 1,116,300 Video/Radio Equip: \$ 445,829 EDP \$ 979,998 Cameras \$ 1,214,766 DR Site \$ 76,600 Total Insured Value: \$410,438,999		

**Tampa Port Authority Schedule of General Liability Insurers, Limits & Premiums
Policy Period – May 1, 2023 through April 30, 2024**

Limits	Insurer	Premium
Primary \$5 Million Occ./\$5,000,000 Agg: \$50,000 deductible (includes TRIA)	National Union (50%) Navigators (25%) Ascot (25%)	\$142,192
\$45 Million excess of Primary (includes TRIA)	AIG 25% (\$11,250,000)	\$87,750
	TBD 17% (\$7,650,000)	
	Navigators 33% (\$14,850,000)	
	National Spec (Ascot) 25% (\$11,250,000)	
	Total	\$229,942

**Tampa Port Authority Schedule of Public Official Liability Insurers, Limits & Premiums
Policy Period – May 1, 2023 through April 30, 2024**

Limits	Insurer	Premium
\$5 million limit; \$25,000 deductible	Ace American	\$34,207
	Total	\$34,207

**Tampa Port Authority Schedule of Government Crime Insurers, Limits & Premiums
Policy Period – May 1, 2023 through April 30, 2024**

Limits	Insurer	Premium
\$1 million per occurrence; \$10,000 deductible	Zurich	\$2,121
	Total	\$2,121

**Tampa Port Authority Schedule of Maritime Employers Liability Insurers, Limits & Premiums
Policy Period – May 1, 2023 through April 30, 2024**

Limits	Insurer	Premium
\$1 million; \$10,000 deductible (includes TRIA)	James River	\$18,573
	Total	\$18,573

**Tampa Port Authority Schedule of Hull Insurers, Limits & Premiums
Policy Period – May 1, 2023 through April 30, 2024**

Limits	Insurer	Premium
Vessel Values of \$182,354; \$1,000 deductible (includes TRIA); P&I \$1,000,000	Navigators.	\$8,506
Total		\$8,506

**Tampa Port Authority Schedule of Vessel Owners Pollution Liability Insurers, Limits & Premiums
Policy Period – May 1, 2023 through April 30, 2024**

Limits	Insurer	Premium
\$1,000,000 limit; Nil deductible	WQIS	\$1,540
Total		\$1,540

**Tampa Port Authority Schedule of Foreign Liability Insurers, Limits & Premiums
Policy Period – May 1, 2023 through April 30, 2024**

Limits	Insurer	Premium
\$1,000,000 per occurrence/\$2,000,000 General Aggregate/ \$4,000,000 Master Control Program Aggregate including various additional limits and deductibles	AIG	\$3,115
Total		\$3,115

**Tampa Port Authority Schedule of Commercial Auto Policies, Limits & Premiums
Policy Period – May 1, 2023 through April 30, 2024**

Limits	Insurer	Premium
\$1,000,000 Liability Limit with Nil Deductible, ACV for Comprehensive and Collision with \$1,000 deductible	PGIT	\$111,739
Total		\$111,739

**Tampa Port Authority Schedule of Storage Tank 3rd Party Liability, Limits & Premiums
Policy Period – May 1, 2023 through April 30, 2024**

Limits	Insurer	Premium
\$2,000,000 Each Occurrence/\$2,000,000 Aggregate Liability Limit with \$5,000 SIR Deductible Each Occurrence	Commerce and Industry Insurance Company	\$1,647
Total		\$1,647

**Tampa Port Authority Schedule of Privacy (Cyber) Liability, Limits & Premiums Policy
Period – May 1, 2023 through April 30, 2024**

Limits	Insurer	Premium
\$5,000,000 Each Occurrence/ \$5,000,000 Aggregate Liability Limit With \$25,000 SIR Deductible Each Occurrence	pending	\$74,833
\$5,000,000 excess of \$5,000,000	pending	\$59,867
Estimated Total		\$134,700

**Tampa Port Authority Schedule of Law Enforcement Liability, Limits & Premiums
Policy Period – May 1, 2023 through April 30, 2024**

Limits	Insurer	Premium
\$1,000,000 Each Occurrence/ \$1,000,000 Aggregate Liability Limit With \$15,000 SIR Deductible Each Occurrence	Indian Harbor Insurance Co.	\$24,909
Total		\$24,909

Tampa Port Authority Schedule of Unmanned Aircraft Liability, Limits & Premiums

Policy Period – May 1, 2023 through April 30, 2024

Limits	Insurer	Premium
\$10,000,000 Each Occurrence/ \$10,000,000 Aggregate Liability	Westchester	\$3,920
Total		\$3,920

**Tampa Port Authority Schedule of Property Insurers, Limits & Premiums
Policy Period – April 30, 2023 through April 30, 2024
Flood Policies**

Location	Limits Bldg/Contents	Insurer	Premium
Bldg. #300, 2790 Guy N. Verger Blvd.	\$500,000/\$-0-	Wright Nat'l Flood Ins. Co.	\$3,327
Bldg. #928, 815 Channelside Dr.	\$500,000/\$85,000	Wright Nat'l Flood Ins. Co.	\$13,305
Bldg. #310, 2302 Guy N. Verger Blvd.	\$500,000/\$-0-	Wright Nat'l Flood Ins. Co.	\$16,939
Bldg. #903, 1101 Channelside Dr.	\$500,000/\$150,000	Wright Nat'l Flood Ins. Co.	\$5,121
Bldg. #229, 2802 Guy N. Verger Blvd.	\$500,000/\$-0-	Wright Nat'l Flood Ins. Co.	\$3,934
Bldg. #908, 651 Channelside Dr.	\$500,000/\$58,000	Wright Nat'l Flood Ins. Co.	\$4,392
Bldg. #320, 2150 Guy N. Verger Blvd.	\$500,000/\$-0-	Wright Nat'l Flood Ins. Co.	\$6,386
Bldg. #361, 2002 Maritime Blvd.	\$500,000/\$470,000	Wright Nat'l Flood Ins. Co.	\$3,161
Bldg. #906, 1333 E. McKay St.	\$500,000/\$50,000	Wright Nat'l Flood Ins. Co.	\$4,330
Bldg. #366, 2700 Guy N. Verger Blvd.	\$500,000/\$-0-	Wright Nat'l Flood Ins. Co.	\$1,390
Bldg. #302, 2804 Guy N. Verger Blvd.	\$500,000/\$-0-	Wright Nat'l Flood Ins. Co.	\$12,773
Bldg. #341, 2120 Guy N. Verger Blvd.	\$500,000/\$123,000	Wright Nat'l Flood Ins. Co.	\$7,752
Bldg. #354, 1803 Eastport Dr.	\$500,000/\$-0-	Wright Nat'l Flood Ins. Co.	\$6,385
Total			\$89,195

Premiums for Insurance Program: \$4,411,109

Hugh Wood Inc. Broker Fee: \$50,000

Total Insurance Program Premiums Including HWI Broker Fee: \$4,461,109

All above premiums include applicable state surcharges.

SUBJECT: FINAL RANKING AND AGREEMENT FOR ENGINEERING CONSULTANT SERVICES FOR BERTH 301 DESIGN

BACKGROUND:

Port Tampa Bay received federal grant funding through the Rebuilding American Infrastructure with Sustainability and Equity (RAISE) discretionary grant program for the expansion of Berth 301 at the Port Redwing Terminal in FY 2022. This expansion includes a new 500' long wharf with associated upland improvements, such as stormwater system, potable and fire water lines, lighting, along with ancillary marine infrastructure including fendering and high-wind bollards. This wharf expansion will service current and future services at Port Redwing, including Logistec, Ardent Mills, and SESCO Cement as it would allow up to three ships to berth simultaneously at the three Port Redwing Berths.

FACTS/COMMENTS:

PTB advertised a Request for Qualifications (RFQ) to perform the engineering services for Berth 301 Design Services on January 27, 2023 in the Tampa Bay Times, LaGaceta, Florida Sentinel Bulletin, as well as posted electronically on Onvia (DemandStar), and on March 2, 2023, PTB received submittals from four firms. On March 16, 2023, an evaluation committee consisting of Randy Comeaux, Logistec Vice President of Operations; Shawn Brown, PTB Manager of Operations, Safety & Training; and Patrick Blair, PTB Vice President of Engineering; reviewed the proposals and ranked the firms as follows:

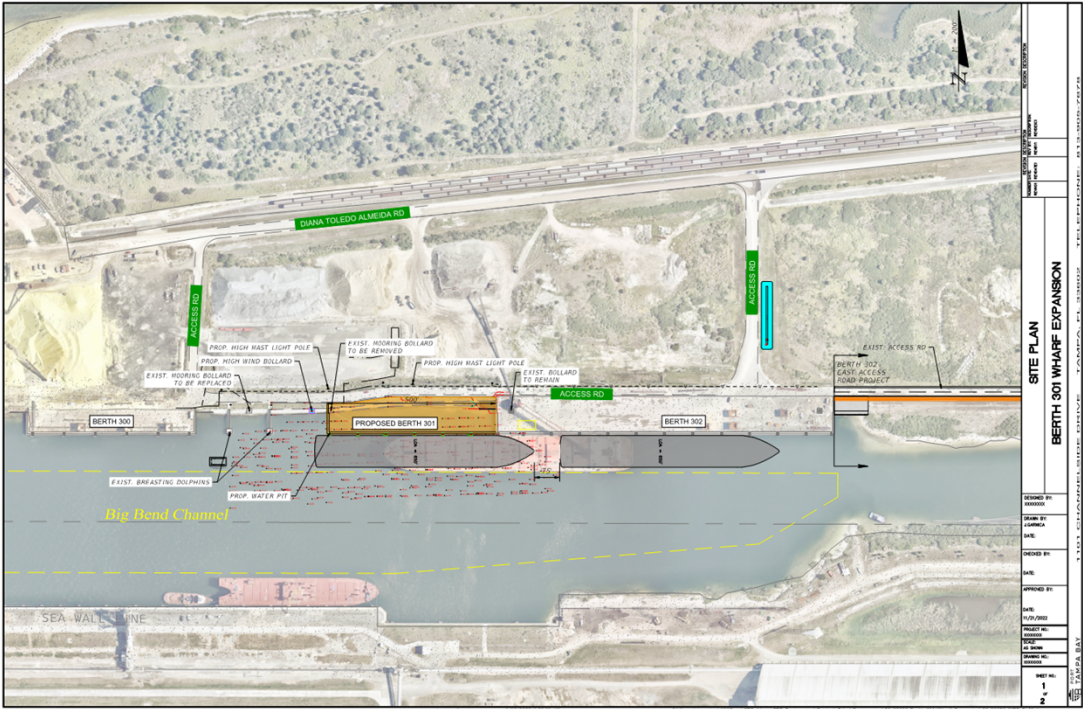
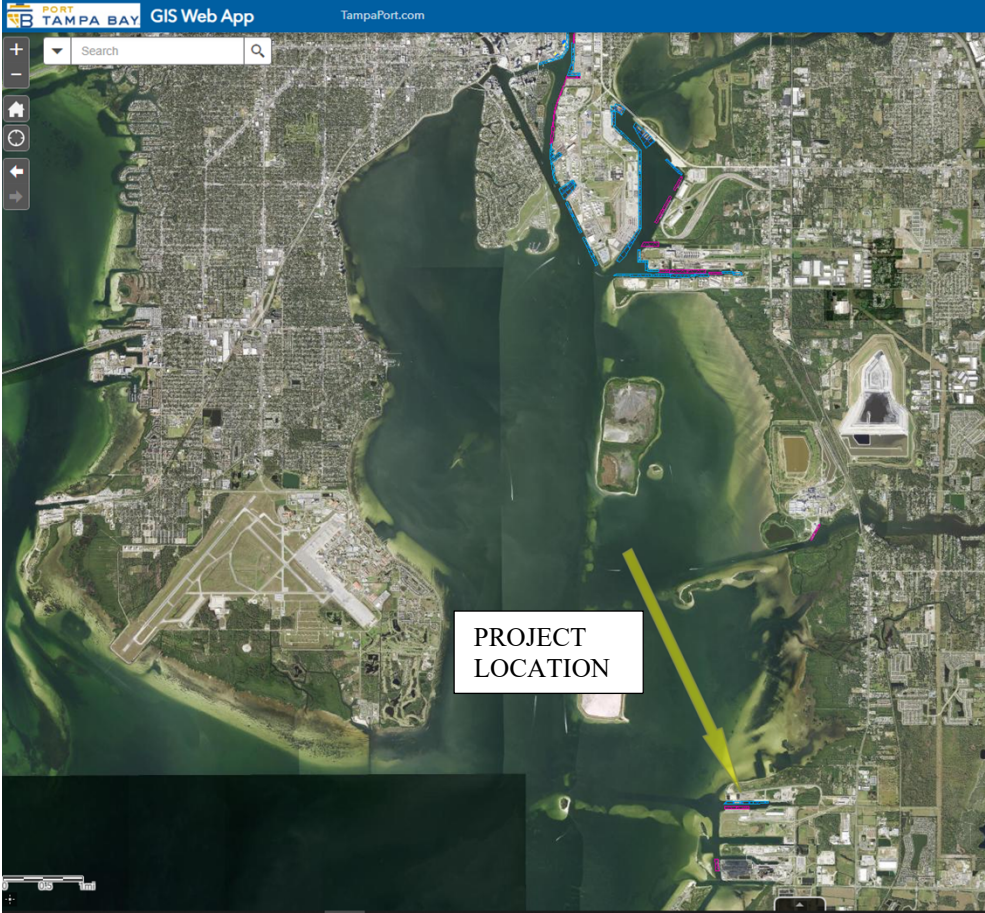
<u>Ranked</u>	<u>Firm Name</u>	<u>Office Location</u>	<u>SBE PARTICIPATION</u>
1	Moffat & Nichol, Inc.	Tampa	25-45%
2	Schneider E&C Company, Inc.	Tampa	9%
3	HDR Engineering, Inc.	Tampa	11%
4	WSP USA, Inc.	Tampa	9%

PTB staff recommends the approval of this ranking and authorization to negotiate and execute an agreement for the Berth 301 Design Services in an amount not to exceed the \$600,000 with the top ranked firm. The agreement would also include a thirty (30) day termination clause for the convenience of PTB. If PTB staff were unable to reach an agreement with the top ranked firm, then staff would terminate negotiations with that firm and commence negotiations with the next highest-ranked firm. The engineering services for the Berth 301 Design Services were included in the FY23 Capital Improvement Program.

RECOMMENDATION:

Approve the final ranking of firms as shown in this agenda item for the Berth 301 Design Services, RFQ NO. Q-003-23; authorize staff to negotiate an agreement with the top ranked firm in accordance with the terms listed in this agenda item; and authorize the Port President/ CEO, or his designee, to execute the negotiated agreement with project funding for FY 2023 in an amount not to exceed \$600,000, all subject to review by Port counsel. If PTB staff were unable to reach an agreement with the top ranked firm, then staff would terminate negotiations with that firm and commence negotiations with the next highest-ranked firm.

Board Meeting
April 18, 2023
Engineering 408710



**RFQ 003-23 BERTH 301 DESIGN SERVICES
PROPOSAL EVALUATION SUMMARY**

	Firm Names			
Committee Member	HDR Engineering, Inc.	Moffatt & Nichol, Inc.	Schneider E&C Company, Inc.	WSP USA, Inc.
Evaluator #1	3.45	1.90	1.50	2.85
Evaluator #2	2.60	1.90	3.55	1.95
Evaluator #3	2.05	1.15	2.90	3.90
Total:	8.10	4.95	7.95	8.70
Ranking:				

Ranking Scale: #1 (the lowest score) is the best score, #2 second best, #3 third best.....

Ranking Directions: Each evaluator shall rank each respondent independently for each category based on the above referenced ranking scale.

PROPOSAL EVALUATION - RFQ 003-23 BERTH 301 DESIGN SERVICES

Evaluation Criteria		Weight	Firm Names			
			HDR Engineering, Inc.	Moffatt & Nichol, Inc.	Schneider E&C Company, Inc.	WSP USA, Inc.
1	<p>Qualifications / Experience of Key Personnel: Detail experience and individual qualifications for key personnel (marine, civil, structural, geotechnical and electrical engineers, supervisory personnel, and other relevant professional staff) who will specifically perform and/or oversee the work for specific tasks or areas of discipline as outlined in the Description of Services. Highlight key personnel qualifications, credentials, competence, experience and recent/current involvement in the various type of tasks proposed. Identify key personnel associated with the projects profiled in Form 7 who are still employed with the firm performing similar work and will be assigned to PTB's project. Identify the office location of each key personnel staff member. Provide copies of State of Florida professional engineer licenses and other relevant licenses and certifications.</p>	30%	4	2	1	3
2	<p>Qualifications / Experience of the Respondent (Firm): (i.e., responsible) Detail experience and qualifications of the firm. Demonstrate the firm's full understanding of the work to be performed in accordance with the Description of Services and specialized experience and / or qualifications for these tasks (Section B; Paragraph 1.2 & 1.3). Specific credit will be given for proven experience in providing similar consulting services for Port or Maritime industry clients. The firm must demonstrate at least ten (10) years of experience in design of deepwater sheet pile bulkhead wharves and associated structures for bulk material as well as associated upland infrastructure to support the operations. Local presence – office location within fifty (50) miles of PTB.</p>	30%	4	1	2	3
3	<p>Past Performance: Demonstrate past performance and record as it relates to the Minimum Qualifications and Description of Services in regard to projects of similar type, size and complexity. Consideration of references on major seaports projects or other similar marine projects. Evaluation of possible conflicts of interest as well as litigation resulting from any claim(s) of negligence (errors and/or omissions).</p>	15%	4	2	1	3
4	<p>Schedule / Budget Requirements / Workload: Demonstrated willingness and ability to meet and adhere to project schedules and budget. Consideration of recent, current and projected workload as well as workforce availability to undertake PTB work.</p>	10%	2	3	1	4
5	<p>Respondent's Overall Responsiveness: Overall completeness, clarity and quality of the Proposal. Consideration of any other information, qualifications, or experience that you may consider significant, innovative, pertinent, or other relevant information.</p>	10%	1	2	3	1
6	<p>Volume of Work: The objective is affecting an equitable distribution of contracts among qualified firms. Points are based on actual fees PTB paid to a firm within the last three (3) years.</p>	5%	3	4	1	2
Total:		100%	3.45	1.90	1.50	2.85

Ranking Scale: #1 is the highest score, #2 second highest, #3 third highest.....

Ranking Directions: Each evaluator shall rank each respondent independently for each category based on the above referenced ranking scale.

Evaluator Name: _____ **Evaluator #1** _____

Date: _____ **3/23/2023** _____

Evaluator Signature: _____ **(On File)** _____

PROPOSAL EVALUATION - RFQ 003-23 BERTH 301 DESIGN SERVICES

Evaluation Criteria		Weight	Firm Names			
			HDR Engineering, Inc.	Moffatt & Nichol, Inc.	Schneider E&C Company, Inc.	WSP USA, Inc.
1	<p>Qualifications / Experience of Key Personnel: Detail experience and individual qualifications for key personnel (marine, civil, structural, geotechnical and electrical engineers, supervisory personnel, and other relevant professional staff) who will specifically perform and/or oversee the work for specific tasks or areas of discipline as outlined in the Description of Services.</p> <p>Highlight key personnel qualifications, credentials, competence, experience and recent/current involvement in the various type of tasks proposed. Identify key personnel associated with the projects profiled in Form 7 who are still employed with the firm performing similar work and will be assigned to PTB's project. Identify the office location of each key personnel staff member. Provide copies of State of Florida professional engineer licenses and other relevant licenses and certifications.</p>	30%	3	1	4	2
2	<p>Qualifications / Experience of the Respondent (Firm): (i.e., responsible) Detail experience and qualifications of the firm. Demonstrate the firm's full understanding of the work to be performed in accordance with the Description of Services and specialized experience and / or qualifications for these tasks (Section B; Paragraph 1.2 & 1.3). Specific credit will be given for proven experience in providing similar consulting services for Port or Maritime industry clients. The firm must demonstrate at least ten (10) years of experience in design of deepwater sheet pile bulkhead wharves and associated structures for bulk material as well as associated upland infrastructure to support the operations. Local presence – office location within fifty (50) miles of PTB.</p>	30%	3	2	4	1
3	<p>Past Performance: Demonstrate past performance and record as it relates to the Minimum Qualifications and Description of Services in regard to projects of similar type, size and complexity. Consideration of references on major seaports projects or other similar marine projects. Evaluation of possible conflicts of interest as well as litigation resulting from any claim(s) of negligence (errors and/or omissions).</p>	15%	1	2	4	3
4	<p>Schedule / Budget Requirements / Workload: Demonstrated willingness and ability to meet and adhere to project schedules and budget. Consideration of recent, current and projected workload as well as workforce availability to undertake PTB work.</p>	10%	2	4	1	3
5	<p>Respondent's Overall Responsiveness: Overall completeness, clarity and quality of the Proposal. Consideration of any other information, qualifications, or experience that you may consider significant, innovative, pertinent, or other relevant information.</p>	10%	3	1	4	2
6	<p>Volume of Work: The objective is affecting an equitable distribution of contracts among qualified firms. Points are based on actual fees PTB paid to a firm within the last three (3) years.</p>	5%	3	4	1	2
Total:		100%	2.60	1.90	3.55	1.95

Ranking Scale: #1 is the highest score, #2 second highest, #3 third highest....

Ranking Directions: Each evaluator shall rank each respondent independently for each category based on the above referenced ranking scale.

Evaluator Printed Name: Evaluator #2

Date: 3/23/2023

Evaluator Signature: (On File)

PROPOSAL EVALUATION - RFQ 003-23 BERTH 301 DESIGN SERVICES

		Firm Names				
		HDR Engineering, Inc.	Moffatt & Nichol, Inc.	Schneider E&C Company, Inc.	WSP USA, Inc.	
Evaluation Criteria		Weight				
1	<p>Qualifications / Experience of Key Personnel: Detail experience and individual qualifications for key personnel (marine, civil, structural, geotechnical and electrical engineers, supervisory personnel, and other relevant professional staff) who will specifically perform and/or oversee the work for specific tasks or areas of discipline as outlined in the Description of Services.</p> <p>Highlight key personnel qualifications, credentials, competence, experience and recent/current involvement in the various type of tasks proposed. Identify key personnel associated with the projects profiled in Form 7 who are still employed with the firm performing similar work and will be assigned to PTB's project. Identify the office location of each key personnel staff member. Provide copies of State of Florida professional engineer licenses and other relevant licenses and certifications.</p>	30%	2	1	3	4
2	<p>Qualifications / Experience of the Respondent (Firm): (i.e., responsible) Detail experience and qualifications of the firm. Demonstrate the firm's full understanding of the work to be performed in accordance with the Description of Services and specialized experience and / or qualifications for these tasks (Section B; Paragraph 1.2 & 1.3). Specific credit will be given for proven experience in providing similar consulting services for Port or Maritime industry clients. The firm must demonstrate at least ten (10) years of experience in design of deepwater sheet pile bulkhead wharves and associated structures for bulk material as well as associated upland infrastructure to support the operations. Local presence – office location within fifty (50) miles of PTB.</p>	30%	2	1	3	4
3	<p>Past Performance: Demonstrate past performance and record as it relates to the Minimum Qualifications and Description of Services in regard to projects of similar type, size and complexity. Consideration of references on major seaports projects or other similar marine projects. Evaluation of possible conflicts of interest as well as litigation resulting from any claim(s) of negligence (errors and/or omissions).</p>	15%	2	1	3	4
4	<p>Schedule / Budget Requirements / Workload: Demonstrated willingness and ability to meet and adhere to project schedules and budget. Consideration of recent, current and projected workload as well as workforce availability to undertake PTB work.</p>	10%	2	1	3	4
5	<p>Respondent's Overall Responsiveness: Overall completeness, clarity and quality of the Proposal. Consideration of any other information, qualifications, or experience that you may consider significant, innovative, pertinent, or other relevant information.</p>	10%	2	1	3	4
6	<p>Volume of Work: The objective is affecting an equitable distribution of contracts among qualified firms. Points are based on actual fees PTB paid to a firm within the last three (3) years.</p>	5%	3	4	1	2
Total:		100%	2.05	1.15	2.90	3.90

36

Ranking Scale: #1 is the highest score, #2 second highest, #3 third highest....
Ranking Directions: Each evaluator shall rank each respondent independently for each category based on the above referenced ranking scale.

Evaluator Printed Name: Evaluator #3

Date: 3/23/2023

Evaluator Signature: (On File)

E. RECEIPT OF REPORTS

1. REPORT OF AGED ACCOUNTS RECEIVABLES

2. REPORT OF CONTRACT STATUS

3. REPORT OF PERMITS

**4. REPORT OF EXPENDITURES BETWEEN
\$50,000 - \$100,000**

TAMPA PORT AUTHORITY
Monthly Aged Receivables
March 31, 2023

Customer Number	Customer Name	Current	31 - 60 Days	61 - 90 Days	91 & Over	Customer Balance
Port Fees						
D073	470 BULK PRODUCTS LLC	-	100.00	-	-	100.00
D082	ALLIANCE MECHANICAL SOLUTIONS, LLC	180.00	-	-	-	180.00
S036	ALTAMAR SHIPPING	661.50	325.50	23.00	-	1,010.00
T012	AMALIE OIL COMPANY	3,505.12	-	-	-	3,505.12
D081	AMERICAN MARINE EXPRESS, INC	178.50	-	-	-	178.50
D054	ANCHOR SANDBLASTING AND COATINGS, INC	360.00	-	-	-	360.00
S063	BMP USA, INC	-	-	10.50	-	10.50
S041	BRONCO TRANSPORT	609.00	-	-	-	609.00
T201	BUCKEYE TERMINALS, LLC	209,664.20	181,050.28	-	-	390,714.48
A514	BUCKEYE TERMINALS, LLC.	-	20.00	-	-	20.00
D049	CARGILL SALT	92.30	-	-	-	92.30
T151	CARGILL SALT	30,617.61	-	-	-	30,617.61
S025	CARGILL SALT DIVISION	966.00	-	-	-	966.00
T131	CARNIVAL CRUISE LINES	604,001.33	-	-	-	604,001.33
T198	CEMEX CONSTRUCTION MATERIALS FLORIDA, LLC	32,964.46	-	-	-	32,964.46
T190	CEMEX USA	-	2,133,288.96	-	-	2,133,288.96
T014	CENTRAL FLORIDA PIPELINE LLC	377,579.64	200,235.94	-	-	577,815.58
T145	CENTRAL FLORIDA PIPELINE LLC	9,755.70	-	-	-	9,755.70
Q414	CENTURY METALS & SUPPLIES INC	1,902.71	803.30	-	62.83	2,768.84
Q439	CITROSUCO NORTH AMERICA, INC.	39,724.83	-	-	-	39,724.83
D047	CITY OF TAMPA	700.00	-	-	-	700.00
D048	CITY OF TAMPA MOBILITY DEPARTMENT	120.00	-	-	-	120.00
T196	CROPLAND SERVICES, INC.	1,191.60	2,404.42	-	-	3,596.02
A423	DANN OCEAN TOWING, INC	2,162.40	-	126.00	-	2,288.40
D063	DAVIS INDUSTRIAL	20.00	-	-	-	20.00
Q450	DOLE FRESH FRUIT COMPANY	46,881.64	14,376.00	-	-	61,257.64
Q032	DUFERCO STEEL, INC	664.34	-	-	-	664.34
S064	DV CONTAINER SERVICES	598.50	304.50	-	-	903.00
S074	EDGE METALS RECYCLING, INC	556.50	-	-	-	556.50
T132	FLORIDA AQUARIUM	491.75	-	-	-	491.75

TAMPA PORT AUTHORITY
Monthly Aged Receivables
March 31, 2023

Customer Number	Customer Name	Current	31 - 60 Days	61 - 90 Days	91 & Over	Customer Balance
Q097	FRONTIER LOGISTICS SERVICES	2,359.52	-	-	-	2,359.52
A429	GAC SHIPPING (USA) INC	107,689.33	-	-	-	107,689.33
S043	GLOBAL DISTRIBUTION INC	1,333.50	-	-	-	1,333.50
A527	GULF HARBOR SHIPPING, LLC	(25.00)	-	-	-	(25.00)
Q336	HANWA AMERICAN CORPORATION	3,019.35	-	-	-	3,019.35
Q125	HYUNDAI CORPORATION USA (TX)	481.25	-	-	-	481.25
A306	INCHCAPE SHIPPING SERVICES	79,268.42	4,198.93	-	-	83,467.35
A078	INTERNATIONAL SHIP REPAIR	-	145.95	-	-	145.95
Q486	ISS WEST, INC	143.19	-	-	-	143.19
Q355	K&K ENTERPRISES INC.	4,216.76	-	-	-	4,216.76
D078	KAG SPECIALTY PRODUCTS GROUP, LLC	105.00	-	-	-	105.00
A350	KIMMINS CONTRACTING	120.00	-	-	-	120.00
D036	KINDER MORGAN BULK	20.00	-	-	-	20.00 ³⁹
T116	KINDER MORGAN BULK/TBS	1,532.71	414.75	-	-	1,947.46
A003	KIRBY OFFSHORE MARINE	14,587.74	-	-	-	14,587.74
A248	LA CARRIERS, LLC	898.16	-	-	-	898.16
T319	LINEA PENINSULAR, INC	1,230.14	-	-	-	1,230.14
T308	LOGISTEC GULF COAST LLC	84,501.51	-	-	-	84,501.51
T328	MAJESTIC STEEL USA	12,440.98	-	-	-	12,440.98
T135	MARTIN MARIETTA AGGREGATES	30,771.97	-	-	-	30,771.97
T134	MARTIN OPERATING PARTNERSHIP	6,724.68	276.04	-	-	7,000.72
A465	MASTER, OWNER & OPERATORS	70,947.48	7,769.14	-	-	78,716.62
D074	MCKENZIE CONTRACTING, LLC	20.00	120.00	-	-	140.00
S067	MKD LOGISTICS LLC	149.50	-	-	-	149.50
A509	MOBRO MARINE INC	-	308.70	-	-	308.70
A430	MORAN SHIPPING AGENCIES	11,467.49	-	-	-	11,467.49
A053	MORAN TOWING CORPORATION	10,898.94	-	-	-	10,898.94
T002	MOSAIC CROP NUTRITION, LLC	(1,903.37)	-	20.00	-	(1,883.37)
T011	MURPHY OIL USA INC	32,399.41	-	-	-	32,399.41
S075	NAV TRANSPORTATION/NORTHSTAR SVCS LTD	294.00	-	-	-	294.00
A486	NORTH AMERICAN GENERAL AGENTS	33,411.70	-	-	-	33,411.70

TAMPA PORT AUTHORITY
Monthly Aged Receivables
March 31, 2023

Customer Number	Customer Name	Current	31 - 60 Days	61 - 90 Days	91 & Over	Customer Balance
A071	NORTON LILLY INTERNATIONAL	656,514.64	-	-	1,653.88	658,168.52
T200	NORWEGIAN CRUISE LINE	74,132.16	-	-	-	74,132.16
A439	NOVA INTERNATIONAL SHIPPING	35,101.49	-	-	-	35,101.49
D077	OHC ENVIRONMENTAL ENGINEERING, INC	-	-	-	20.00	20.00
S076	ONLINE TRANSPORT INTERNATIONAL LLC	1,060.50	924.00	420.00	346.50	2,751.00
Q351	OPTIMA STEEL INTERNATIONAL, LLC	4,713.62	-	-	-	4,713.62
A069	OSG AMERICA INC	4,605.38	-	-	-	4,605.38
Q397	PACIFIC METALS TRADING INC	(152.45)	-	-	-	(152.45)
T205	PLAINS LPG SERVICES, L.P.	764,830.01	-	-	-	764,830.01
T318	PORT LOGISTICS TERMINAL OPERATIONS LLC	4,991.93	-	-	-	4,991.93
S039	PORTS AMERICA	50.50	-	-	-	50.50
T006	PORTS AMERICA	5,170.80	-	-	-	5,170.80
T182	PORTS AMERICA	173,183.48	-	-	225.68	173,409.16 ⁴⁰
T311	Precision Build Solutions, LLC	100.00	-	-	-	100.00
A283	PRO TRANSPORT INC, TAMPA	474.50	-	-	-	474.50
T292	PURAGLOBE FLORIDA LLC	2,184.50	-	-	-	2,184.50
S078	QUICK TRIP EXPRESS FREIGHT SERVICE, INC	252.00	-	-	-	252.00
D075	RELIABLE TAMPA PARTNERS	80.00	40.00	-	-	120.00
Q371	SAMSUNG C&T AMERICA, INC	756.74	-	-	-	756.74
A064	SAVAGE & SON, AR	447,656.36	-	-	-	447,656.36
A531	SAVAGE MARINE MANAGEMENT COMPANY, LLC	7,805.10	-	-	-	7,805.10
A065	SEA & LAND SHIPPING	23,539.90	628.95	-	-	24,168.85
Q213	SEAH STEEL AMERICA CORP	-	-	-	257.02	257.02
T329	SESCO CEMENT OF FLORIDA LLC	298,818.94	-	-	-	298,818.94
S069	SOUTHERN CARTAGE, INC	126.00	829.50	-	-	955.50
D080	SOUTHERN SKILL TRADES INC	20.00	-	-	-	20.00
A541	SPACE EXPLORATION TECHNOLOGIES CORP	4,239.40	-	-	-	4,239.40
T101	SULPHURIC ACID TRADING COMPANY	5,661.74	-	-	-	5,661.74
Q396	SUMMIT GLOBAL TRADING	618.94	-	-	-	618.94
S055	TAMPA CONTAINER TRANSPORT	42.00	-	-	-	42.00
T137	TAMPA JUICE SERVICE INC	3,387.26	-	-	-	3,387.26

TAMPA PORT AUTHORITY
Monthly Aged Receivables
March 31, 2023

Customer Number	Customer Name	Current	31 - 60 Days	61 - 90 Days	91 & Over	Customer Balance
T021	TAMPA PORT SERVICES, LLC	(217.89)	-	-	-	(217.89)
M143	TBMSF/TPM JOINT VENTURE	4,351.62	-	-	-	4,351.62
Q191	TERNIUM INTERNATIONAL USA CORP.	430.93	-	-	-	430.93
T173	TITAN FLORIDA LLC	50,818.79	50,368.51	22,513.86	-	123,701.16
T150	TRADEMARK METALS RECYCLING FKA ONESTEEL	90,292.46	-	-	-	90,292.46
A497	TRANS-ATLANTIC AGENCIES INC	151,163.85	-	-	-	151,163.85
T197	TRANSFLO TERMINAL SERVICES, INC.	55,142.28	-	-	-	55,142.28
T020	TRANSMONTAIGNE INC	68,588.16	-	-	-	68,588.16
S021	TRX SOUTHEAST (TAMPA #770)	115.50	-	-	-	115.50
Q163	USP HOLDINGS, INC	1,610.53	-	-	-	1,610.53
T119	VULCAN MATERIALS COMPANY	54,729.58	820.65	-	5,692.30	61,242.53
T056	YARA NORTH AMERICA INC	6,411.34	7,716.39	-	-	14,127.73
T171	ZIM ISRAELI NAVIGATION COMPANY	25,287.00	-	-	1,338.21	26,625.21 ⁴¹
Subtotal Port Fees		4,903,943.58	2,607,470.41	23,113.36	9,596.42	7,544,123.77

Lease Charges

L219	AMERICAN VICTORY SHIP MEMORIAL MUSEUM	126.74	-	-	-	126.74
L207	CARGILL INC SALT FACILITY	(1,594.66)	-	-	-	(1,594.66)
L225	CBP DEVELOPMENT, LLC	71,238.87	54,331.39	-	-	125,570.26
L403	CELLCO PARTNERSHIP DBA VERIZON WIRELESS	(5.52)	-	-	-	(5.52)
L277	CEMEX CONSTRUCTION MATERIALS FLORIDA LLC	108,945.42	-	-	-	108,945.42
L399	CEMEX CONSTRUCTION MATERIALS FLORIDA LLC	23,843.22	-	-	-	23,843.22
L044	DIVERSIFIED MARINE TECH	97.50	304.95	-	-	402.45
L124	GULF MARINE REPAIR INC	129,903.99	400.00	-	-	130,303.99
L287	HCP ASSOCIATES, INC	5,218.83	-	-	-	5,218.83
L402	INNOVATIVE DESIGN LEADERS CORP.	1,150.70	-	-	-	1,150.70
L103	INTERNATIONAL SHIP REPAIR & MARINE SERVICES, INC	260.00	220.00	-	-	480.00
L098	KINDER MORGAN BULK TERMINALS	(4,143.55)	-	-	-	(4,143.55)
L019	KLOECKNER METAL CORPORATION	-	467.88	-	-	467.88

TAMPA PORT AUTHORITY
Monthly Aged Receivables
March 31, 2023

Customer Number	Customer Name	Current	31 - 60 Days	61 - 90 Days	91 & Over	Customer Balance
L308	LOGISTEC GULF COAST LLC	43,341.59	-	-	-	43,341.59
L328	MAJESTIC STEEL USA	15,781.94	-	-	-	15,781.94
L176	MID-AMERICA APARTMENTS, LP	-	52.27	-	-	52.27
L010	MOSAIC CROP NUTRITION, LLC	(156.32)	-	-	-	(156.32)
L408	NAV TRANSPORTATION LLC	1,380.56	-	-	-	1,380.56
L410	NORTH ATLANTIC INTERNATIONAL OCEAN CARRIER, INC	(9,050.43)	-	7,757.50	872.73	(420.20)
L318	PORT LOGISTICS TERMINAL OPERATIONS LLC	13,101.86	22,807.05	-	-	35,908.91
L264	PORTS AMERICA	48,750.00	-	-	-	48,750.00
L235	STARSHIP CRUISE LINE	154.70	-	87.21	-	241.91
L049	TAMPA PORT SERVICES, LLC	11,371.05	11,416.38	-	-	22,787.43
L190	TAMPA SHIP LLC	540.00	-	-	-	540.00
L291	TAYLOR PERRY WAREHOUSE & DISTRIBUTION LLC	58,419.28	44,673.75	15,934.38	-	119,027.41
L239	TITAN FLORIDA LLC	180.00	360.00	-	40.00	580.00 ⁴²
L209	TRADEMARK METALS RECYCLING FKA ONESTEEL	(185.28)	-	-	-	(185.28)
L297	TRANSFLO TERMINAL SERVICES, INC.	11,411.06	11,788.67	11,788.67	23,577.34	58,565.74
L078	TRANSMONTAIGNE TERMINALING INC	22.83	-	-	-	22.83
L146	VULCAN MATERIALS	(5,303.23)	-	-	-	(5,303.23)
Subtotal Lease Charges		524,801.15	146,822.34	35,567.76	24,490.07	731,681.32
<u>Accounts in Litigation/Renegotiation/Bankruptcy</u>						
R020	FELIPES PAVEL	-	-	-	2,495.78	2,495.78
L404	INTEGRAL ENERGY, LLC	-	-	-	274,733.00	274,733.00
A538	WORK CAT TRANS GULF LLC	-	-	-	224,197.87	224,197.87
Subtotal Accounts in Litigation/Renegotiation/Bankruptcy		-	-	-	501,426.65	501,426.65
Total Aged Receivables as of March 31, 2023		5,428,744.73	2,754,292.75	58,681.12	535,513.14	8,777,231.74

TAMPA PORT AUTHORITY
MONTHLY CONTRACT STATUS REPORT
03/31/23

Project	Contractor	Contract Financial Record #	Original Bd App Date	Amt Approved Including Amendments	Costs Incurred to Date	Percent Complete
OPERATING AND NON-CAPITAL CONTRACTS:						
Secured Data Center Facility Lease	Protected Trust/IF&D Data Suites	14-28	09/20/16	\$ 70,320	35,130	50.0%
Software Licensing - iSeaports	Harbour Mastery, Inc.	22-06	10/21/14	\$ 65,000	62,451	96.1%
Security System Maintenance & Repair	GSA Security	22-03	03/23/22	\$ 481,000	351,144	73.0%
SBE Uniformed Security Guard Service	Martinez & Company	22-21	06/18/19	\$ 324,500	184,812	57.0%
Real Estate Consulting Services	CBRE, Inc.	22-17	06/15/21	\$ 75,000	-	0.0%
Government Relations Consultant Services	Van Scoyoc & Associates	23-33	08/17/21	\$ 90,000	39,524	43.9%
State Legislative Services	Advocacy Group at Cardenas Partners	23-29	08/16/22	\$ 60,000	30,000	50.0%
Elevator/Escalator Maintenance & Repair Services	ThyssenKrupp Elevator	22-27	09/15/20	\$ 427,084	170,786	40.0%
Website Development & Website Hosting Services	GSL Solutions	22-35	11/15/22	\$ 45,000	4,375	9.7%
Video Production Services	Shooting Stars Post Inc	23-30	10/19/21	\$ 90,000	32,463	36.1%
Software Licensing - Concur	Carahsoft Technology Corp	23-10	04/21/20	\$ 75,375	75,360	100.0%
Law Enforcement Services	Hillsborough County Sheriff's Office	23-39	09/20/22	\$ 3,067,804	-	0.0%
Workers Compensation Insurance	PGIT (Preferred Governmental Insurance Trust)	23-05	09/20/22	\$ 96,081	72,101	75.0%
Landscaping Services	TCC Enterprise Inc	23-06	09/21/21	\$ 120,000	37,583	43 31.3%
Grounds Maintenance	TCC Enterprise Inc	23-18	09/21/21	\$ 341,009	129,170	37.9%
HVAC Monitoring, Routine Service & Repair	Tampa Bay Trane	23-12	09/17/19	\$ 84,200	32,514	38.6%
Consulting Services	HCP Associates	23-14	8/18/2020	\$ 95,000	13,322	14.0%
Uniformed Security Guard Services	G4S Security Solutions	23-15	12/15/2020	\$ 3,825,592	3,294,199	86.1%
Copier Leases (8 copiers)	Sharp Business Systems	22-11	10/16/18	\$ 60,000	39,916	66.5%
State Legislative Services	Capital City Consulting, LLC	22-21	06/15/21	\$ 60,000	30,000	50.0%
I.T. Consultant	Tribridge	22-23	09/18/18	\$ 85,000	33,863	39.8%
Janitorial Services	Xtremely Clean	23-08	10/15/19	\$ 468,727	190,934	40.7%
Insurance Broker Services	Hugh Wood, Inc	22-28	08/17/21	\$ 50,000	50,000	100.0%
Property & Liability Insurance	Hugh Wood, Inc	22-42	04/19/22	\$ 2,995,000	2,813,195	93.9%
Hosting and Support Services	Timmons Group	22-20	12/21/21	\$ 37,170	43,551	117.2%
Financial Audit Services	Rivero, Gordimer & Company, PA	23-19	09/19/22	\$ 92,000	48,280	52.5%
Financial Advisory Services	PFM Financial Advisors LLC	23-40	09/20/22	\$ 30,000	-	0.0%
Medical Insurance	United Healthcare	22-37	10/18/23	\$ 3,013,625	773,449	25.7%
OPERATING AND NON-CAPITAL CONTRACTS:				\$ 16,324,487	\$ 8,588,119	
CONTINUING ANNUAL CONTRACTS:						
Disaster Recovery services	Belfor USA Group (Year 4)	21-24	04/17/18	\$ 10,000	\$ 10,000	100.0%
Professional Service Contracts	Various	19-01-02	07/24/17	\$ 7,206,213	\$ 4,640,912	64.4%
Professional Service Contracts	Various	20-01-02	09/17/19	\$ 7,895,000	\$ 6,318,983	80.0%
Professional Service Contracts	Various	21-01-02	09/15/20	\$ 7,049,422	\$ 5,106,530	72.4%
Professional Service Contracts	Various	22-01-02		\$ 5,650,000	\$ 3,854,660	68.2%
Professional Service Contracts	Various	23-01-02		\$ 11,466,132	\$ 2,273,611	19.8%
CONTINUING ANNUAL CONTRACTS:				\$ 39,276,767	\$ 22,204,695	

TAMPA PORT AUTHORITY
MONTHLY CONTRACT STATUS REPORT
03/31/23

Project	Contractor	Contract Financial Record #	Original Bd App Date	Amt Approved Including Amendments	Costs Incurred to Date	Percent Complete
CONSTRUCTION AND CAPITAL CONTRACTS:						
Eastport Fill And Phase 2 Expansion Engineering Services	Moffatt & Nichol	17-18	09/19/17	\$ 1,909,205	1,837,405	96.2%
Navigational Improvements	Orion Marine Construction	23-04	08/20/19	\$ 3,000,000	2,911,606	97.1%
Navigational Improvements - Turning Basin Widening	Orion Marine Construction	23-04-01	06/21/22	\$ 3,000,000	177,540	5.9%
Berth 211 Uplands Improvements	PCS Civil fka Pepper Construction Services, Inc	19-16	03/19/19	\$ 19,646,396	19,603,891	99.8%
Cruise Terminal 2 Office of Information Technology	US Customs and Border Patrol	19-22	06/18/19	\$ 483,718	-	40 %
Guy N. Verger Roadway Improvements	Kimmins Contracting Corporation	21-38	11/17/20	\$ 2,700,000	2,492,323	92.3%
Transload Facility - Design and Construction	Williams Company	21-26	06/15/21	\$ 13,000,000	667,047	5.1%
Terminal 3 Access Road	Kimmins Contracting Corporation	21-39	05/18/21	\$ 1,446,469	1,189,537	82.2%
General Reevaluation Report of the Tampa Harbor Federal Project	US Army Corps of Engineers	21-50	02/16/21	\$ 1,575,000	1,050,000	66.7%
Engineering Consultant Services for Berth 214 Uplands Development (Container Terminal)	WSP USA Inc	21-16	04/20/21	\$ 1,000,000	666,441	66.6%
12,000 Sq Ft Storm hardened vehicle storage building	Blackwater Construction Services	22-38	10/19/21	\$ 3,000,000	2,477,351	82.6%
Transformers to support the new Sumitomo Cranes	Tampa Armature Works	22-16	02/15/22	\$ 1,280,981	1,227,195	95.8%
Berth 268 Reconstruction	Orion Marine Construction	22-41	03/22/22	\$ 12,000,000	4,165,693	34.7%
Berth 218 Marine Infrastructure Engineering Services	Moffatt & Nichol	22-43	05/17/22	\$ 600,000	292,873	48.8%
Electrical improvements for Sumitomo Cranes	Global Rigging & Transport, Inc	23-45	08/16/22	\$ 3,000,000	1,093,920	36.5%
Sanitary Sewer System	Causeway Development Partners	23-46	08/16/22	\$ 500,000	-	0.0%
Eastport Mitigation Site	The Kearney Companies LLC	23-47	09/19/22	\$ 3,500,000	-	0.0%
Redwing Access Rd	QGS Development, LLC	23-48	09/19/22	\$ 1,734,482	-	0.0%
Cruise Terminal 3 Anode project	Orion Marine Construction	23-49	01/17/23	\$ 357,500	-	0.0%
WAV Surveillance System	GSA Security	22-03-01	12/20/22	\$ 292,528	281,403	96.2%
CONSTRUCTION AND CAPITAL CONTRACTS:				\$ 74,026,279	\$ 40,134,226	
GRAND TOTAL:				\$ 129,627,533	\$ 70,927,040	

MINOR WORK PERMIT REPORT

3/1/2023 – 3/31/2023

PERMITS ISSUED

REVISIONS

VIOLATIONS

--	--	--

*Indicates that permit was issued After-The-Fact

PENDING APPLICATIONS SUMMARY

Appl.#	M/S	Applicant	Proposed Work
20-010	S	Port Tampa Bay	Bulkhead wall, fill, dredge Berth 214
20-015	M	Brett Emes	Maintenance dredging-Lot 57 Len-Little Harbor
21-041	M	Elliott Glazer	Kayak lift @ 507 Islebay Drive-Apollo Beach, FL (Mirabay)
21-057	M	George Wilkes	Dock @3020 Christopher Watch Lane, Ruskin, FL (Len-Little Harbor Lot)
21-068	M	Justin Bremer	Lift @ 5717 Sea Turtle Place-Apollo Beach, FL
21-092	M	Michael Angel	Dock-lift @ 711 Pinckney Dr – Apollo Beach
22-020	M	Pine Key Project, LLC	Dock @ Pine Key Island (aka One Beer Can Island), Gibsonton
22-030	M	Hillsborough County	Bridge Maintenance-Channel Armoring Fletcher Avenue over Hillsborough River-COT/COTT/Unincorp.
22-031	M	SP Tampa Causeway Partners LLC	Subaqueous utility crossing @McKay Bay-3600 Causeway Blvd.-Tampa
22-035	M	Mirasol Davis Islands LLC – Carrier 2 – Mirasol LLC	Dock/fingerpier/boatlift/boardwalk @ 84 Davis Blvd. Tampa
22-037	M	Irvin Jackson	Boatlift on existing dock structure @5725 Sea Trout PL –Apollo Beach (Mirabay)
22-039	M	Hillsborough County	Bridge Maintenance – channel armoring @ Morris Bridge @ Hillsborough River
22-046	M	Paradise Group of Countryside LLC	Floating Docks@9022 W. Hillsborough Avenue-Tampa
22-049	M	Steven & Regina Barnes	Jetski lift-access walkway @ 811 Islebay Dr-Apollo Beach
22-051	M	MacDill Air Force Base	Pipeline – 5500 Commerce Street-Tampa
22-054	M	Florida Fish & Wildlife	Data Buoy – NE Side of Egmont Key
22-059	M	Mark Thieme	Non-covered boatlift with dock extension @ 613 Balibay Rd-(Mirabay) Apollo Beach, FL
22-060	M	Stillwaters Landing Homeowners Assoc	Maintenance dredge @8819 Stillwaters Landing Drive, Riverview
22-061	M	Hillsborough County Public Works	Replace wales & catwalk @ Columbus Drive Bridge over Hillsborough River (Bridge #105504) Tampa, FL
22-063	M	Patrick Morgan	Dock/Boatlift @ 5720 Sea Trout Place- Apollo Beach
22-064	M	Tyson Apartment homes	Dock/boardwalk/riprap @ 5301 W. Tyson Street-Apollo Beach, FL

Appl.#	M/ S	Applicant	Proposed Work
22-065	M	TECO	New Geoweb Kayak Launch Ramp @ 420 Noonan Branch Rd. & Add Kayaker Stairs to Manatee Viewing Center Tidal Walk structure @ 6990 Dickman Rd, Apollo Beach, FL
22-066	M	TPA Engineering Dept	Redevelop Berth 268 / Cruise Terminal 6 - Ybor Channel
23-001	M	2719 Ballast Point LLC	Lift /dock @ 3113 Christophers Watch Lane-Ruskin
23-002	M	Argos USA	Repair/replace docking structure/breasting dolphins @ 2001 Maritime Blvd.-Tampa
23-003	M	Mark Nelson	Maintenance Dredge @3023 Christophers Watch Lane-Ruskin
23-004	M	Chad Kelly	Wraparound to existing dock @ 1307 Alhambra Drive-Ruskin
23-005	M	Joshua Taylor	Replace Dock boards/joist/lift poles/add boatlift and kayak launch @ 2040 Saffold Park Dr., Ruskin, FL
21-066 (R1)	M	George Gleditsch	ATF Kayak Lift Extension on Boatlift @ 318 Manatee Dr., Ruskin - LMR/CBAP
23-006	S	Bridgeview Estates HOA	Boatlifts @ 3909 and 3911 Snapper Pointe DR, Tampa, FL
23-007	M	Jian Lu	Boatlift @ 1319 Jumana Loop, Apollo Beach, FL
23-008	M	David Parry	Replace Lift @6117 Marbella Blvd. Apollo Beach, FL
23-009	M	6400 Apollo Beach Blvd Holdings	Boatramp @ 6400 Apollo Beach Blvd., Apollo Beach FL
23-010	M	Mina Heinen	Dock, concrete cap @ 6216 Marbella Blvd., Apollo Beach, FL

Board Meeting
 April 18, 2023
 Environmental Department 409016

EXPENDITURES

Between \$50,000 - \$100,000

03/01/2023 - 03/31/2023

COMPANY	DESCRIPTION	AMOUNT	FUNDING	ADDITIONAL INFORMATION
AT&T Mobility	Tech Support Service	\$ 50,244.17	Operating	Wireless Services
DLT SOLUTIONS LLC	Computer Software Services	\$ 53,865.10	Operating	
Frontier Communication	Tech Support Service	\$ 52,012.39	Operating	Internet Services

Board Meeting
April 18, 2023
ID149166

F. EXECUTIVE DIRECTOR REPORT

G. PRESENTATIONS

**H. NEW BUSINESS/COMMISSIONERS'
COMMENTS**

I. FUTURE PROPOSED PROJECTS

Future Proposed Projects

April 2023

Project Name	Current Contractor/ Consultant	Estimated Proposal/Bid Release	Estimated Board Approval
Outside Counsel - Cybersecurity	NEW PROJECT	April / May	June / August
General Planning Services	Bermello, Ajamil & Partners, Inc.	May	August
Geotechnical, Engineering, Testing, & Inspection Services	Ardaman & Associates, Inc., Terracon Consultants, Inc., Tierra, Inc.	TBD*	TBD*
Website Hosting and Development Services	GSL Solutions	TBD*	TBD*
Real Estate Consulting Services	CBRE, Inc. and Colliers International Florida, LLC	TBD*	TBD*
Video Production Services	Shooting Stars Post, Inc.	April	June
Cruise Passenger Bridges (3)	NEW PROJECT	TBD*	TBD*
Portwide Roadway Improvements Phase III Maritime Blvd.	NEW PROJECT	TBD*	TBD*

NOTE: This list contains possible future projects. Be advised these projects/contracts may be cancelled, delayed, or revised as required by PTB. Recently added contracts/projects are reflected in **bold**.

* - To Be Determined

J. CALENDAR OF EVENTS

APRIL 21, 2023: 3RD ANNUAL GREAT PORT CLEANUP

**MAY 1, 2023: 11TH ANNUAL HURRICANE
PRPAREDNESS EXERCISE, PORT TAMPA BAY
CRUISE TERMINAL 2 8:30 AM – 11:30 AM**

K. DATE OF NEXT MEETING

TUESDAY, MAY 16, 2023, 9:30 AM

VISIT WWW.PORTTAMPABAY.COM FOR FURTHER INFORMATION

L. ADJOURNMENT