



AGENDA

- I. Public Comment Received from the BSD Website 6:00 PM
- II. Introduction of Current Members, New Committee Members and Staff
- III. Vote on the New Committee Chair
- IV. Bond Program Status Report
- V. Review of Summer Projects and Look Ahead to the end of 2020
- VI. COVID-19 Update: Impacts to Instruction, Operations and Bond Projects
- VII. Adjourn 8:00 PM

2

District Goal: WE Empower all students to achieve post-high school success.

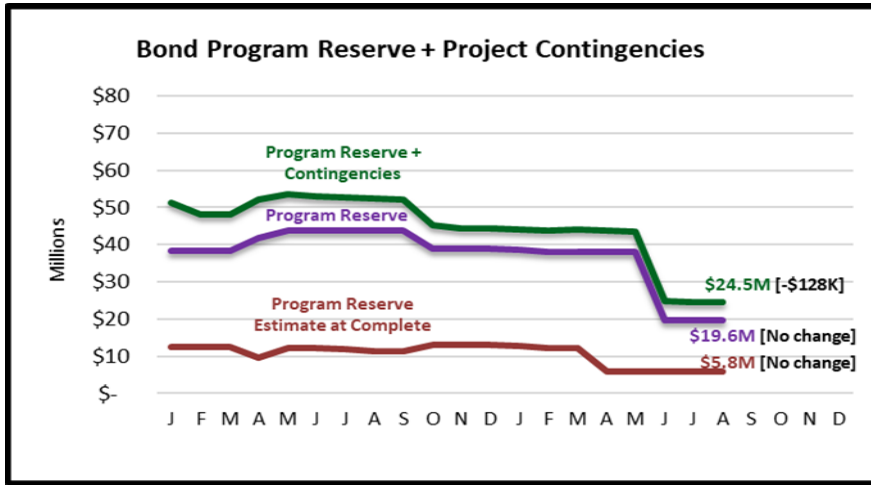
The District prohibits discrimination and harassment based on any basis protected by law, including but not limited to, an individual's actual or perceived race, color, religion, sex, sexual orientation, gender identity, gender expression, national or ethnic origin, marital status, age, mental or physical disability, pregnancy, familial status, economic status, veteran status, or because of a perceived or actual association with any other persons within these protected classes.

Bond Program Status Report

Through August 2020

2014 Bond Program Executive Summary

August 2020



Bond Program Reserve = Funding available to the Bond Program but not yet allocated to a project
 Project Contingencies = Funding contained within an approved project budget

Bond Program Funding Total	\$	807,348,435
Revised Approved Current Budget	-	\$ 787,699,684
Bond Program Reserve	\$	19,648,751
Bond Program Reserve	\$	19,648,751
Net Contingency Balance	+	\$ 4,851,698
Bond Program Reserve + Contingencies	\$	24,500,449
Bond Program Funding Total	\$	807,348,435
Program Estimate at Complete (EAC)	-	\$ 801,499,684
Projected Program Reserve Estimate at Complete	\$	5,848,751

Budget Perspective

This month the overall Program Reserve was unchanged, while the Reserve + Project Contingencies decreased by \$128K. All projects remain within their current approved budgets. Primary cost events were:

- ACMA's current contingency decreased by (\$67K) due to costs associated with code changes, tie-in of the security system to the existing PAC building, and additional structural framing.
- \$395K was transferred from the District-Wide ADA Compliance project to the Security Upgrades project. This was due to the incorporation of scope for ADA operators at the high schools, as well as a new ADA ramp at Westview, into the final Security Upgrades perimeter hardening group.
- Five Oaks' current contingency decreased by (\$60K) due to the submission of additional preconstruction costs from the contractor, though the project team is working to mitigate this claim.
- AHS Seismic's current contingency decreased by (\$83K) due to anticipated cost events coming in higher than initial estimates.

Schedule Perspective

- ACMA has completed roofing, and landscaping continues. Installation of metal wall panels on the east side ongoing. Ongoing interior work includes: concrete polishing, painting, and installation of insulation, drywall, ceiling grids, and AV wiring.
- AHS Seismic has completed the roofing membrane, with detailing ongoing. Full interior punch walk planned for early-September.
- Beaver Acres Seismic has completed the repipe scope of work. The window replacement and interior finishes are ongoing. Reroof, as well as roofing seismic upgrades, are ongoing.
- Maintenance Facility's substantial completion date has been moved out a year. We are in process for obtaining the necessary permitting to address the storm water drainage requirements. This was a lengthy process and required a review by the Army Corps of Engineers. We anticipate restarting work in spring 2021 and being complete by the end of summer.
- Interior Locks is scheduled to have all portable work completed this month. Surveys for additional areas of refuge have been completed, and the next phase of work is expected to start being contracted out soon—starting with the purchase of hardware in September.
- Terra Linda Plumbing has water turned on for the whole building, and punch work has begun. Final plumbing permit approval scheduled for mid-September.

Challenges and Opportunities

- COVID-19: Staff is working remotely and keeping Project Management efforts moving forward. With no students and staff in the buildings most projects were able to start ahead of schedule. There have been some supply chain issues and delays with equipment, which is impacting our HVAC and electrical projects.
- Raleigh Park HVAC and Electrical: schedule has moved to the watchlist due to COVID-related factory delays. The project team is working on solutions to mitigate that impact and keep the schedule on track.

School Bond Program 2020 Activity Map

August 19 2020

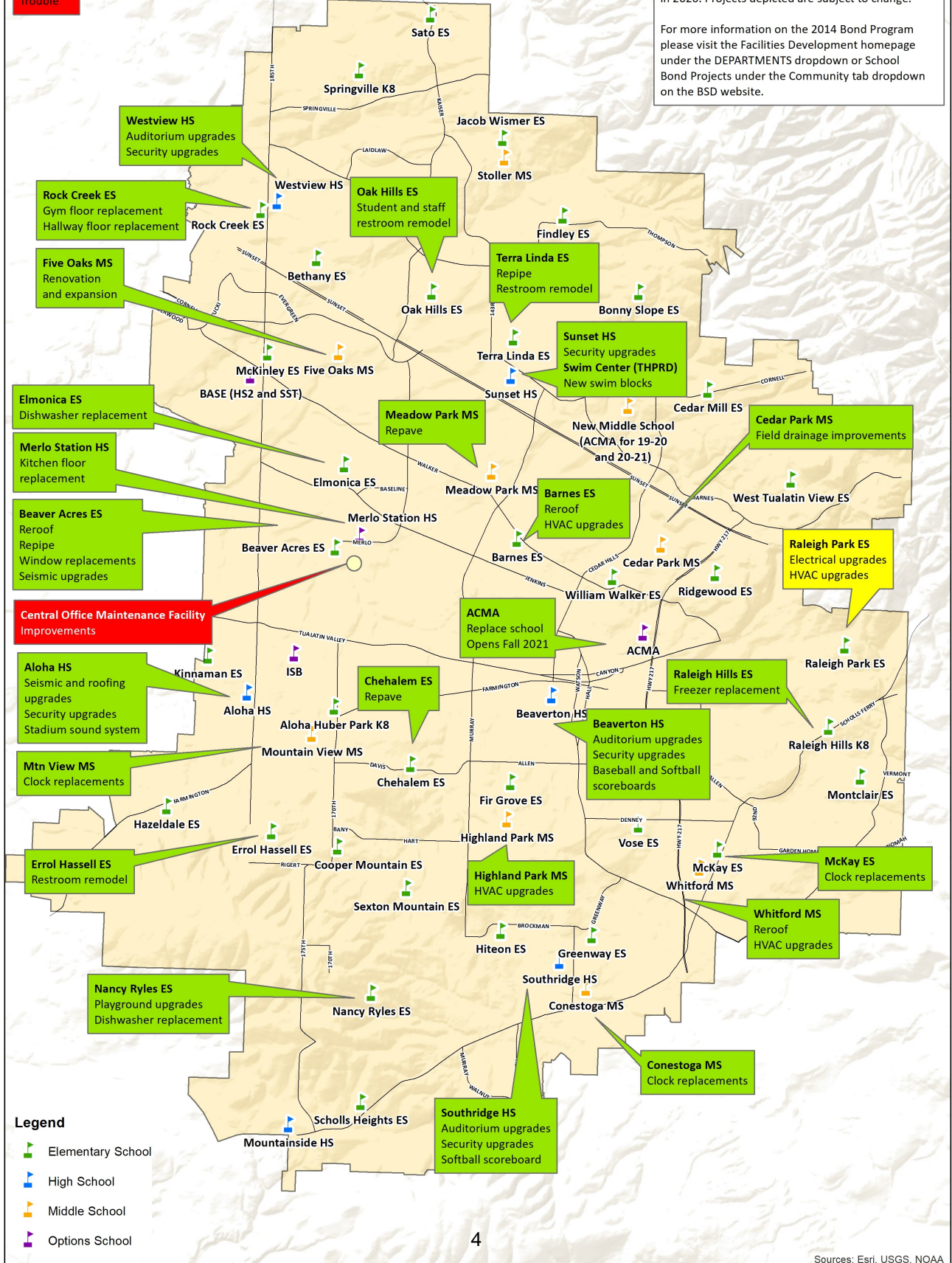
Project Status

- On Track
- Watch List
- Trouble

Thousands of Beaverton School District students are benefiting from the 2014 Bond Program through new schools, technology, repairs and improvements.

This map depicts projects that will be underway in 2020. Projects depicted are subject to change.

For more information on the 2014 Bond Program please visit the Facilities Development homepage under the DEPARTMENTS dropdown or School Bond Projects under the Community tab dropdown on the BSD website.



Legend

- Elementary School
- High School
- Middle School
- Options School

2014 Bond Program Scorecard

Data as of August 31, 2020

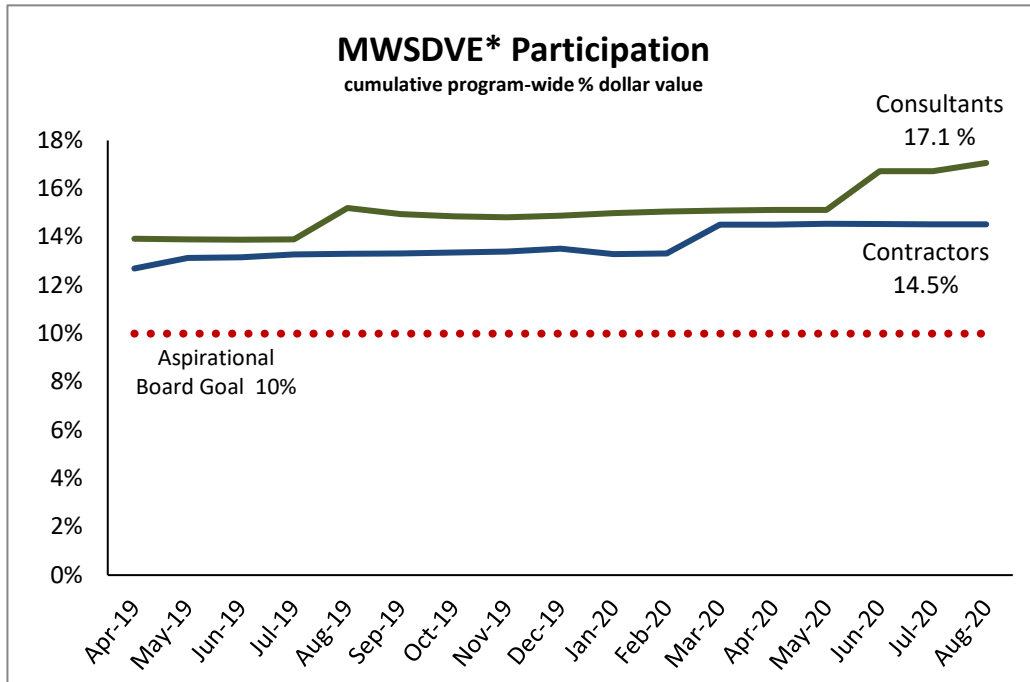
August 2020

Performance Key	
Green = On Track	
Yellow = Watchlist	
Red = Trouble	
Gray = Milestone Complete	
(Date) = Target	
Date = Actual	
N/A = Not Applicable	

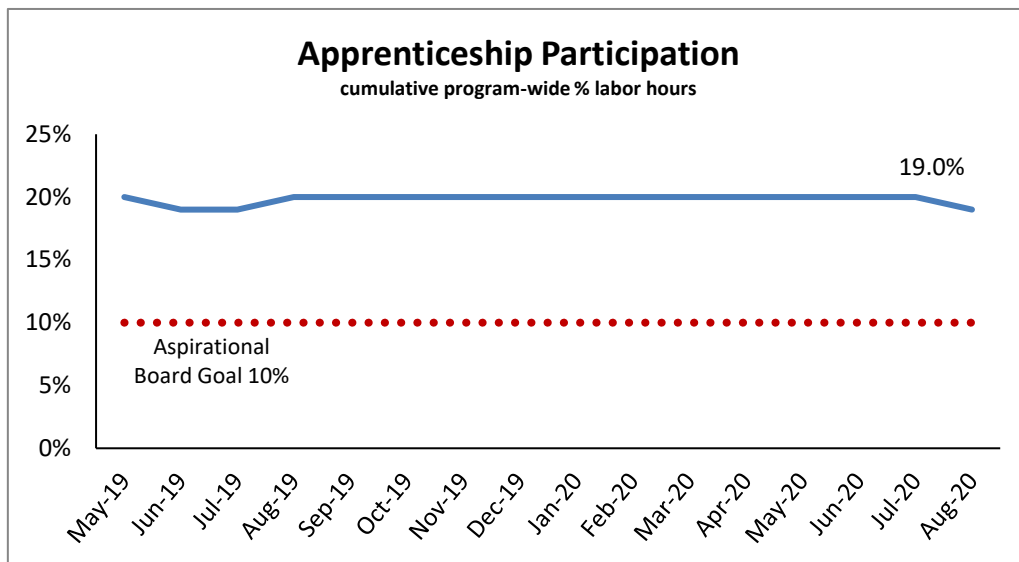
Current Performance Metrics	ACMA Replacement	Five Oaks Renovation	Maintenance Facility	Aloha High School Seismic & Roofing	Highland Park & Whitford HVAC	Beaver Acres Seismic & Renovation	Raleigh Park HVAC & Electrical	Barnes Roof	Terra Linda Repipe
Overall Budget Performance	On Track	On Track	On Track	On Track	On Track	On Track	On Track	On Track	On Track
Budget Percent Complete	67.00%	82.00%	84.00%	72.00%	55.00%	27.00%	39.00%	25.00%	36.00%
Overall Schedule Performance	On Track	On Track	Watchlist	On Track	On Track	Watchlist	Watchlist	On Track	On Track
Schedule Percent Complete	74.00%	89.00%	60.00%	90.00%	67.00%	85.00%	93.00%	65.00%	95.00%
Schedule Milestones									
	ACMA Renovation	Five Oaks Renovation	Maintenance Facility	Aloha High School Seismic & Roofing	Highland Park & Whitford HVAC	Beaver Acres Seismic & Renovation	Raleigh Park HVAC & Electrical	Barnes Roof	Terra Linda Repipe
Design Team Contracted	5-2016	6-2016	6-2016	9-2018	9-2018	8-2019	8-2019	8-2019	7-2019
Design - Schematic Design	3-2018	10-2017	3-2017	11-2018	10-2018	10-2019	12-2019	10-2019	9-2019
Design - Design Development	8-2018	11-2017	10-2018	1-2019	11-2018	11-2019	1-2020	11-2019	12-2019
Design - Construction Documents	2-2019	5-2018	1-2019	3-2019	3-2019	1-2020	2-2020	1-2020	1-2020
Permitting - Land Use	1-2019	3-2018	1-2019	N/A	N/A	N/A	N/A	N/A	N/A
Permitting - Site Development	5-2019	7-2018	4-2019	N/A	N/A	N/A	N/A	N/A	N/A
Permitting - Building	7-2019	6-2018	4-2019	11-2019	5-2020	4-2020	4-2020	7-2020	4-2020
Construction - Contract Award	5-2019	9-2017	7-2017	2-2019	8-2019	3-2020	3-2020	6-2020	3-2020
Construction - Start	7-2019	6-2018	3-2019	6-2019	4-2020	5-2020	5-2020	7-2020	5-2020
Construction - Finish	(8-2021)	(10-2020)	(10-2021)	(9-2020)	(9-2020)	(9-2020)	(9-2020)	(10-2020)	(9-2020)
Owner Activities - FF&E Ordered	(2-2021)	3-2019	N/A	N/A	N/A	N/A	N/A	N/A	N/A
Owner Activities - FF&E Delivered	(5-2021)	8-2020	N/A	N/A	N/A	N/A	N/A	N/A	N/A
Owner Activities - Occupancy	(6-2021)	(10-2020)	(10-2021)	(9-2020)	(9-2020)	(9-2020)	(9-2020)	(10-2020)	(9-2020)
Project Complete (Month - Year)	(8-2021)	(12-2020)	(10-2021)	(9-2020)	(8-2020)	(9-2020)	(9-2020)	(10-2020)	(9-2020)
Equity Goals									
Participation	Target %	Current %	Change %						
MWSDVE - Consultants	10.0%	17.1%	0.40%						
MWSDVE - Contractors	10.0%	14.5%	No change						
Apprenticeship	10.0%	19.0%	-1.00%						

2014 Construction Bond Program

Equity Performance August 2020 Report



*Minority, Women and Service Disabled Veteran Owned Enterprises



2014 Bond Program Financial Status Report

Financial Summary

Data as of August 31, 2020

Project List	Original Budget Allocations	Revised Approved Current Budget	July-20 Est @ Comp	August-20 Est @ Comp	Net Contingency Balance		Budget Summary Notes
ACMA Replacement	\$ 28,300,000	\$ 37,570,155	\$ 37,570,155	\$ 37,570,155	\$ 2,188,826	6.2%	Current contingency decreased by (\$67K) due to city code changes, security tie-in to PAC building, and additional structural framing
AHS Title IX Compliance	\$ 2,000,000	\$ 3,453,433	\$ 3,453,433	\$ 3,453,433			Completed; Final Cost
Capital Center Improvements & Data Center	\$ 5,000,000	\$ 12,820,187	\$ 12,820,187	\$ 12,820,187			Completed; Final Cost
District-Wide ADA Compliance	\$ 2,000,000	\$ 2,000,000	\$ 2,000,000	\$ 1,604,693			Current budget decreased by (\$395K) due to transfer of budget and scope into the Security Upgrades project
District-Wide Communication System	\$ 7,200,000	\$ 5,282,072	\$ 5,282,072	\$ 5,282,072			Completed; Final Cost
District-Wide Facility Repairs	\$ 98,000,000	\$ 107,298,325	\$ 121,098,325	\$ 121,098,325			
District-Wide HVAC Controls	\$ 800,000	\$ 800,000	\$ 800,000	\$ 800,000			Projects in Process; budget 33% complete
Domestic / Fire Line Separation	\$ 800,000	\$ 977,120	\$ 977,120	\$ 977,120			Budget 0% complete
Five Oaks MS Renovation & Expansion	\$ 21,100,000	\$ 28,576,419	\$ 28,576,419	\$ 28,576,419	\$ 119,002	0.4%	Current contingency decreased by (\$60K) due to additional preconstruction costs
Green Energy Technology	\$ 5,000,000	<i>(Budget Moved to Other Projects)</i>					Scope completed via new schools and rebuilds
Hazeldale K-5 Replacement	\$ 24,600,000	\$ 31,756,091	\$ 31,756,091	\$ 31,756,091	\$ 120,024		In Close-Out; Construction Completed 2018
IT Data Center @ Capital Center	\$ 2,900,000	<i>(Budget Moved to CC Project)</i>					Scope completed via Capital Center Improvements
Kitchen Improvements	\$ 800,000	\$ 977,120	\$ 977,120	\$ 977,120			Projects in Process; budget 17% complete
Land for new K-5 @ So. Cooper Mountain	\$ 3,000,000	\$ 7,800,000	\$ 7,800,000	\$ 7,800,000			In Close-Out; Purchase completed 2019
Maintenance Facility Improvements Phase I	\$ 10,000,000	\$ 11,263,990	\$ 11,263,990	\$ 11,263,990	\$ 130,060	1.2%	
McKay ADA Improvements	\$ 400,000	\$ 634,540	\$ 634,540	\$ 634,540			Completed; Final Cost
New HS: Mountainside	\$ 109,000,000	\$ 184,135,294	\$ 184,135,294	\$ 184,135,294	\$ 362,300		In Close-Out; Construction Completed 2017
New ES: Sato K5	\$ 25,000,000	\$ 38,175,000	\$ 38,175,000	\$ 38,175,000	\$ 83,666		In Close-Out; Construction Completed 2017
New MS @ Timberland	\$ 51,600,000	\$ 61,371,096	\$ 61,371,096	\$ 61,371,096	\$ 261,073		Construction completed 2016; remaining budget reserved for final outfitting
Raleigh Hills K-8 Improvements	\$ 9,700,000	\$ 1,419,490	\$ 1,419,490	\$ 1,419,490			Completed; Final Cost
Raleigh Hills K-8 Improvements (Funding Hold)	\$ -	\$ 11,821,753	\$ 11,821,753	\$ 11,821,753			
Security Upgrades	\$ 10,000,000	\$ 17,982,307	\$ 17,982,307	\$ 18,377,614			Current budget increased by +\$395K due to transfer of budget and scope from the District-Wide ADA Compliance project
Seismic Upgrades	\$ 4,200,000	\$ 23,754,138	\$ 23,754,138	\$ 23,754,138			

2014 Bond Program Financial Status Report

Financial Summary

Data as of August 31, 2020

Project List	Original Budget Allocations	Revised Approved Current Budget	July-20 Est @ Comp	August-20 Est @ Comp	Net Contingency Balance		Budget Summary Notes
SHS Title IX Compliance	\$ 2,000,000	\$ 4,285,317	\$ 4,285,317	\$ 4,285,317			Completed; Final Cost
Springville K-8 Improvements	\$ 2,000,000	\$ 510,016	\$ 510,016	\$ 510,016			Completed; Final Cost
Vose K-5 Replacement	\$ 24,800,000	\$ 33,846,280	\$ 33,846,280	\$ 33,846,280			Completed; Final Cost
William Walker K-5 Replacement	\$ 24,600,000	\$ 36,684,200	\$ 36,684,200	\$ 36,684,200	\$ 1,586,747	4.5%	
Added Projects	\$ -	\$ 6,516,007	\$ 6,516,007	\$ 6,516,007			
Program Contingency	\$ 45,400,000						
Program Inflation	\$ 52,800,000						
Pre-Bond Expenditure Reimbursements	\$ 1,000,000	\$ 998,828	\$ 998,828	\$ 998,828			Completed; Final Cost
Bond Management Costs	\$ 20,000,000	\$ 30,990,506	\$ 30,990,506	\$ 30,990,506			
Bond Issuance Costs	\$ 6,000,000	\$ 4,000,000	\$ 4,000,000	\$ 4,000,000			
Construction Subtotal	\$ 600,000,000	\$ 707,699,684	\$ 721,499,684	\$ 721,499,684	\$ 4,851,698		
Learning Technology	\$ 56,000,000	\$ 56,000,000	\$ 56,000,000	\$ 56,000,000			
Critical Equipment	\$ 24,000,000	\$ 24,000,000	\$ 24,000,000	\$ 24,000,000			
Tech & Equip Subtotal	\$ 80,000,000	\$ 80,000,000	\$ 80,000,000	\$ 80,000,000			
Grand Totals	\$ 680,000,000	\$ 787,699,684	\$ 801,499,684	\$ 801,499,684	\$ 4,851,698		Contingency Balance change of (\$128K)
Added Funding to Bond Program							
Bond Premium (First Bond Sale)	\$ 63,295,961						
Bond Premium (Second Bond Sale)	\$ 30,270,107						
Interest Earnings (First Bond Sale)	\$ 5,340,214						
Interest Earnings (Second Bond Sale)	\$ 13,236,261						
Other Additional Funding (see Tab)	\$ 15,205,892						
Grand Total Added Funding	\$ 127,348,435						
GRAND TOTAL 2014 BOND FUNDING	\$ 807,348,435						Total Funding Unchanged
Program Reserve		\$ 19,648,751	\$ 5,848,751	\$ 5,848,751			Program Reserve Unchanged
Program Reserve + Project Contingencies						\$ 24,500,449	Change of (\$128K)

2014 Bond Program Financial Status Report
Additional Funding Allocations to Bond Program

Data as of August 31, 2020

Source	Funding	Assigned to Projects	Assigned to Program Reserve	Budget Summary Notes
Remaining 2006 Bond Savings	\$ 576,615	Mountainside HS	\$ -	
Capital Center Rent Revenue Balance	\$ 433,385	Mountainside HS	\$ -	
Construction Excise Tax Revenue	\$ 1,130,655	Capital Center	\$ -	
Construction Excise Tax Revenue forecasted to 2021	\$ 5,021,577		\$5,021,577	
THPRD reimb.	\$ 449,783		\$ 449,783	
SB 1149 reimb.	\$ 2,704,083	District-wide Repairs	\$ -	
ETO reimb.	\$ 1,362,287	District-wide Repairs	\$ 1,312,626	
Facility grants	\$ 3,027,507		\$ 3,027,507	
Sato: TVWD Reimbursement	\$ 500,000	Sato K-5	\$ -	
TOTAL	\$15,205,892		\$9,811,493	

2014 Bond Program Financial Status Report
Added Projects

Data as of August 31, 2020

Added Projects	Approved by & Date	Original Budget	Revised Approved Current Budget	July-20 Est @ Comp	August-20 Est @ Comp	Net Contingency Balance	Budget Summary Notes
Seclusion Rooms Alterations	Safety Comm 5/19/14	\$	99,368	\$ 99,368	\$ 99,368	\$ -	Completed; Final Cost
Portable Relocations 2014	Sr LT 5/20/14	\$	591,685	\$ 591,685	\$ 591,685	\$ -	Completed; Final Cost
Portable Relocations 2015	Sr LT 3/2015	\$	294,257	\$ 294,257	\$ 294,257	\$ -	Completed; Final Cost
Title IX Projects - Group II	Sr LT 3/2015	\$	1,030,697	\$ 1,030,697	\$ 1,030,697	\$ -	Completed; Final Cost
Classroom Door Locks	SB 6/18/18		\$ 2,000,000	\$ 2,000,000	\$ 2,000,000	\$ -	Budget 54% complete; phase 2 surveys ongoing
Security Upgrades: Classroom Walls	SB 6/15/20		\$ 2,000,000	\$ 2,000,000	\$ 2,000,000	\$ -	Scheduled to begin 2021
Security Upgrades: Paging	SB 6/15/20		\$ 500,000	\$ 500,000	\$ 500,000	\$ -	Scheduled to begin 2021
Added Projects Total		\$ -	\$ 6,516,007	\$ 6,516,007	\$ 6,516,007		

2014 Bond Program Financial Status Report

Data as of August 31, 2020

District-Wide Repair Projects

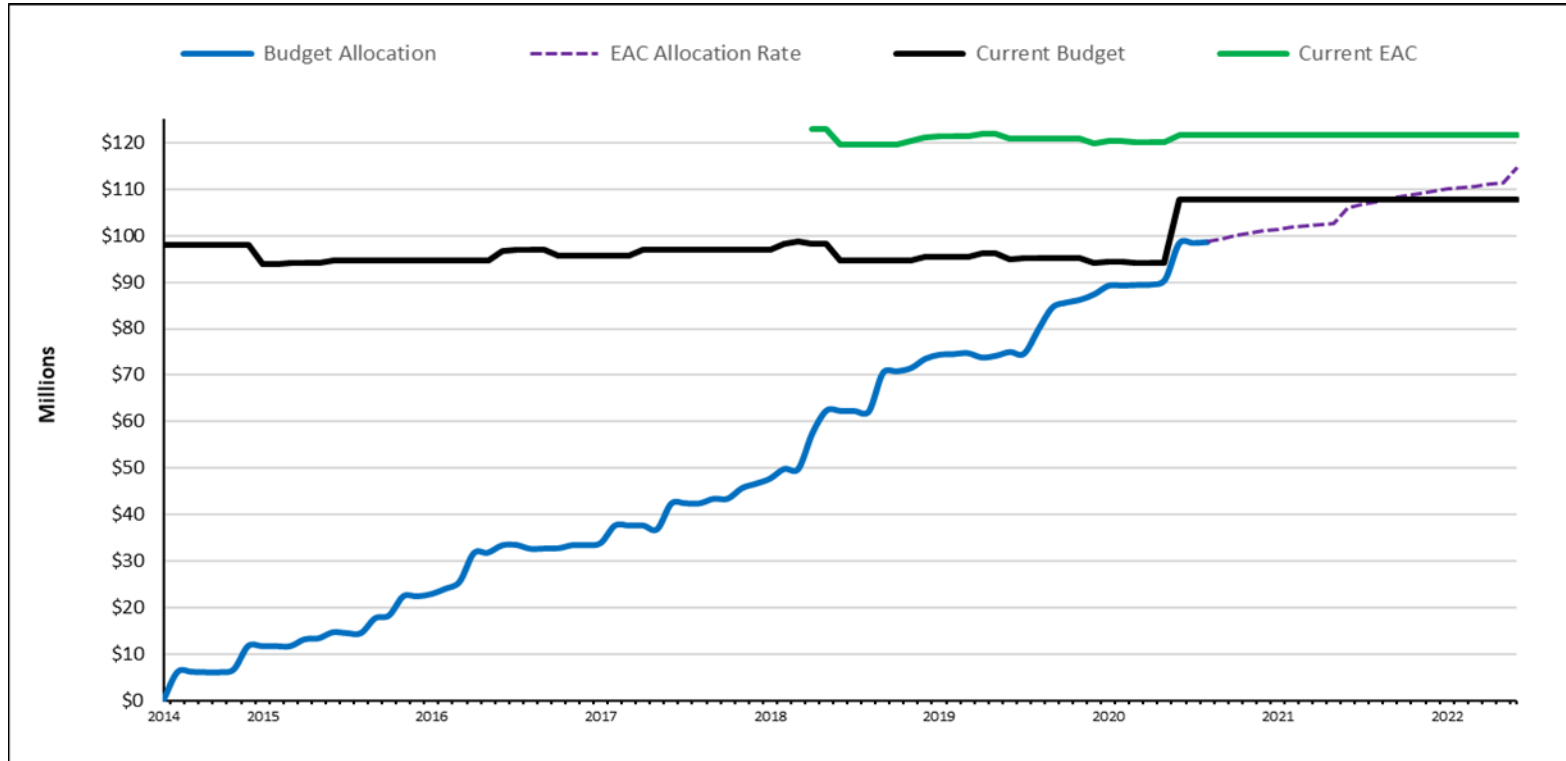
"The \$98M"

Project	Initial Budget	Revised Approved Current Budget	July-20 Est @ Comp	August-20 Est @ Comp	Net Contingency Balance	Budget Summary Notes
Completed Projects	\$ 24,993,905	\$ 51,256,479	\$ 51,132,297	\$ 51,256,480		Completed; Final Cost
Hiteon Flood Rebuild	\$ -	\$ 124,183	\$ 135,000	\$ 124,183	Completed; Final Cost	
Projects in Close-out	\$ 1,140,000	\$ 6,916,012	\$ 6,861,649	\$ 6,916,012	\$ 256,052	3.8%
District-Wide Auditorium Upgrades	\$ 4,384,538	\$ 6,475,346	\$ 6,475,346	\$ 6,475,346		
Highland Park & Whitford HVAC	\$ 1,402,000	\$ 11,008,407	\$ 11,008,407	\$ 11,008,407	\$ 324,520	3.0%
HVAC Controls User Interface Upgrade	\$ 180,000	\$ 180,000	\$ 180,000	\$ 180,000		
New Schools Post-Warranty Fund	\$ -	\$ 150,000	\$ 150,000	\$ 150,000		
Barnes Roof	\$ 592,000	\$ 1,530,762	\$ 1,530,762	\$ 1,530,762	\$ 88,000	6.1%
Raleigh Park HVAC & Electrical	\$ 437,000	\$ 3,247,000	\$ 3,427,000	\$ 3,427,000	\$ 245,000	8.2%
Raleigh Park Sewer	\$ 47,000	\$ 250,000	\$ 250,000	\$ 250,000		Scheduled to begin 2021
Terra Linda Repipe and Restroom Remodel	\$ 1,068,000	\$ 1,736,000	\$ 1,736,000	\$ 1,736,000	\$ 173,600	11.1%
AHS Fire Alarm Replacement	\$ -	\$ 189,363	\$ 189,363	\$ 189,363		
Chehalem Repipe	\$ -	\$ 500,000	\$ 500,000	\$ 500,000		Project added from Program Reserve; scheduled to begin 2021
McKinley Repipe	\$ -	\$ 500,000	\$ 500,000	\$ 500,000		Project added from Program Reserve; scheduled to begin 2021
Hiteon HVAC Controls Upgrade	\$ 200,000	\$ 200,000	\$ 200,000	\$ 200,000	\$ 10,500	5.5%
2021 Roof Replacements	\$ 1,972,000	\$ 4,239,000	\$ 4,239,000	\$ 4,239,000	\$ 395,685	10.3%
Bethany Roof & HVAC	\$ 982,000	\$ 2,230,000	\$ 2,230,000	\$ 2,230,000	\$ 223,000	11.1%
Maint Dept Repair & Improvement Projects*	\$ 7,870,070	\$ 7,870,070	\$ 7,865,806	\$ 7,870,070	\$ 7,870,070	
Repair Projects Total	\$ 45,268,514	\$ 98,478,440	\$ 98,475,630	\$ 98,658,440		
Repair Program Balance Available	\$ 52,731,486	\$ 8,819,885	\$ 8,822,695	\$ 8,639,885		
Repair Program EAC Balance	\$ -	\$ -	\$ 13,800,000	\$ 13,800,000		
Repair Program Budget (Less Transfers In/Out)	\$ 98,000,000	\$ 107,298,325	\$ 121,098,325	\$ 121,098,325		
*Budget and Est @ Comp. will increase each month as additional Maintenance Dept. managed Repair Projects are scheduled.						
Transfer Tracking						
Initial Budget	\$ 98,000,000					
Previous Transfers	\$ (4,279,836)					
SB 1149 Reimbursements	\$ 2,704,083					
ETO Reimbursements	\$ 49,661					
Door Replacement(s) transferred to Security Upgrades	\$ (9,446)					
Transfer from contingencies for Post-Warranty Fund	\$ 150,000					
Cooper Mnt Roofing transferred to Cooper Mnt Seismic	\$ (128,000)					
Beaver Acres Roofing transferred to Beaver Acres Seismic	\$ (1,138,000)					
Additional Funding - Hiteon Flood Rebuild - Approved 7.24.19	\$ 105,000					
Beaver Acres Windows transferred to Beaver Acres Seismic	\$ (605,000)					
Beaver Acres Re-Pipe transferred to Beaver Acres Seismic	\$ (489,500)					
Additional Funding - AHS Fire Alarm - Approved 1.9.2020	\$ 150,000					
AHS Access Control transferred from Security Upgrades	\$ 39,363					
SRHS Vestibule Door(s) transferred to Security Upgrades	\$ (250,000)					
Additional Funding - Budget Increase - Approved 6.15.2020	\$ 12,000,000					
Additional Funding - Chehalem Repipe - Approved 6.15.2020	\$ 500,000					
Additional Funding - McKinley Repipe - Approved 6.15.2020	\$ 500,000					
Balance	\$ 107,298,325					

2014 Bond Program Financial Status Report

District-Wide Repair Projects Budget Allocation Rate

Data as of August 31, 2020



2014 Bond Program Financial Status Report
Seismic Projects

Data as of August 31, 2020

Seismic Projects	Original Budget	Revised Approved Current Budget	July-20 Est @ Comp	August-20 Est @ Comp	Net Contingency Balance	Budget Summary Notes	
A/E Scoping/Surveys	\$ -	\$ 222,058	\$ 222,058	\$ 222,058	\$ -	In Close-Out; Study completed 2019	
Aloha HS	\$ 1,732,898	\$ 19,339,227	\$ 19,339,227	\$ 19,339,227	\$ 1,127,131 6.2%	Current contingency decreased by (\$83K) due to anticipated cost events coming in higher than initial estimates	
Beaver Acres ES	\$ 1,714,444	\$ 8,232,283	\$ 8,232,283	\$ 8,232,283	\$ 816,300 11.0%		
Beaverton HS	\$ 246,184	<i>(Budget Transferred to Seismic Program) (Budget Moved to Facility Repairs)</i>					Scope completed via BHS Gym Ceiling project
Cedar Mill ES	\$ 144,771						
Cooper Mt. ES	\$ 361,703	\$ 3,320,475	\$ 3,320,475	\$ 3,320,475	\$ 332,500 11.1%	Scheduled to begin 2021	
(Projects Financially Complete)							
Seismic Projects Total	\$ 4,200,000	\$ 31,114,043	\$ 31,114,043	\$ 31,114,043			
TAPS Seismic Grant	\$ -	\$ (22,545)	\$ (22,545)	\$ (22,545)			
AHS Seismic Rehabilitation Grant	\$ -	\$ (2,500,000)	\$ (2,500,000)	\$ (2,500,000)			
Beaver Acres Seismic Rehabilitation Grant	\$ -	\$ (2,500,000)	\$ (2,500,000)	\$ (2,500,000)			
Cooper Mnt Seismic Rehabilitation Grant	\$ -	\$ (2,337,360)	\$ (2,337,360)	\$ (2,337,360)			
Seismic Program Bond Cost Balance	\$ 4,200,000	\$ 23,754,138	\$ 23,754,138	\$ 23,754,138			
Seismic Program Less Transfers In/Out	\$ 23,754,138						
Transfer Tracking							
Initial Budget	\$ 4,200,000						
Program Escalation	\$ 1,006,740						
AHS Roofing - From Facility Repairs	\$ 575,193						
Beaver Acres Roofing - From Facility Repairs	\$ 1,138,000						
AHS Roofing - Balance From Facility Repairs	\$ 3,477,807						
Program Reserve - Approved by School Board 6.18.18	\$ 5,450,000						
Transfer to Facility Repairs - Cedar Mill	\$ (166,052)						
Cooper Mnt Roofing - From Facility Repairs	\$ 128,000						
Program Reserve - Approved by School Board 10.28.19	\$ 6,849,950						
Beaver Acres Windows - From Facility Repairs	\$ 605,000						
Beaver Acres Re-pipe - From Facility Repairs	\$ 489,500						
Balance	\$ 23,754,138						

2014 Bond Program Learning Technology/Classroom Systems
and Critical Equipment Purchases
August 31, 2020

Data as of August 31, 2020

Learning Technology/Classroom Systems (\$56 Million)						
Project Name	Total Budget Project	% Complete	Project To Date Expenditures	2020-21 Budget	2020-21 Expenditures as of 8/31/2020	Annual Description of Expenditures
Networking Upgrades	\$ 9,132,995	60%	\$ 5,462,550	\$ 2,200,000	\$ 1,280	Maintaining current wireless networking capacity and addressing areas of need. Outdoor wireless access at the high schools is complete and includes athletic fields, press boxes and concession stands. Construction of the Dark Fiber ring is complete and in production.
Digital Curriculum Development	\$ 5,316,951	74%	\$ 3,944,446	\$ 713,941	\$ 57,435	Salary to maintain five digital curriculum specialists. Digital Curriculum Specialists are responsible for curating and developing high quality digital curriculum and materials that align to our Standards Based Learning System. This team was a valuable resource last spring when we were pressed to provide additional resources for district teachers during the COVID 19 remote learning implementation.
Future Ready Schools	\$ 31,485,163	94%	\$ 29,739,280	\$ 6,930,531	\$ 5,184,647	18,000 chromebooks for elementary and middle school students have been ordered and received. We will be distributing the second round of bond funded elementary and middle school student devices in September 2020. The purchase concludes the Future Ready bond expenditures which provided 2 rounds of student devices through the life of the bond.
Technology Modernization	\$ 2,819,901	82%	\$ 2,325,926	\$ 435,553	\$ 141,578	Continued Business Continuity Plan (BCP) updates. For 2020, updates and Central Office Conference room technology refresh. Pilot classroom technology solutions for hybrid instruction.
Other Technology/Curriculum Projects	\$ 7,244,990	93%	\$ 6,764,505	\$ -	\$ -	Completed Technology/Curriculum Projects. Includes: student laptop replacements in 2014-15, high school science technology in 2015-16, positive change grants 2014-15 through 2016-17.
Learning Technology/ Classroom Systems Total	\$ 56,000,000	86%	\$ 48,236,707	\$ 10,280,025	\$ 5,384,940	

2014 Bond Program Learning Technology/Classroom Systems
and Critical Equipment Purchases
August 31, 2020

Data as of August 31, 2020

Critical Equipment (\$24 Million)						
Project Name	Total Budget Project	% Complete	Project To Date Expenditures	2020-21 Budget	2020-21 Expenditures as of 8/31/2020	Annual Description of Expenditures
Buses	\$ 16,000,000	98%	\$ 15,720,388	\$ 281,112	\$ -	Approximately \$2 million/year over eight years. In first year, \$4.25 million will be spent and \$2million/year will be spent in years two through five. In year six, approximately \$3.75 million will be spent. \$0 will be spent in the eighth year. Received \$1500 in rebate for buses purchased in 2019-20.
Copiers	\$ 2,343,215	65%	\$ 1,527,770	\$ 300,000	\$ -	Approximately \$375,000/year over eight years.
Athletic Equipment	\$ 1,021,737	19%	\$ 194,063	\$ 668,702	\$ -	Approximately \$100,000/year over three years beginning in year 2. \$75,970 was transferred in year 2 to the Scoreboard Replacements Project. An additional \$800,000 will be split over years six through eight.
Maintenance Equipment	\$ 2,289,219	39%	\$ 887,838	\$ 1,031,537	\$ 69,375	Approximately \$120,000/year over four years beginning in year 2. Year 2 will have \$185,000. An additional \$1.7 million will be split over the final three years of the bond, beginning in year six.
Early Learning Playground Equipment	\$ 27,366	34%	\$ 9,366	\$ 6,000	\$ -	Playground equipment for Early Learning program at seven elementary schools.
Other Equipment Purchases	\$ 2,318,463	100%	\$ 2,318,462	\$ -	\$ -	Other critical equipment purchases as needed. Purchase of \$15,000 towards new locker banks at Stoller in 14-15, \$250,000 towards new musical instruments in 14-15 and 15-16, \$184,050 for cafeteria table replacements in 15-16, \$1,397,733 for classroom furniture for full day kindergarten in 2015-16, \$344,973 for high school scoreboard replacements in 2015-16 and 2016-17, \$121,066 towards BSD's portion of shock pad installation at SW Quadrant Park with THPRD in 2016-17 and InTouch Printers in 2018.
Critical Equipment Total	\$ 24,000,000	86%	\$ 20,657,887	\$ 2,287,351	\$ 69,375	
Grand Total	\$ 80,000,000	86%	\$ 68,894,594	\$ 12,567,376	\$ 5,454,315	
Total Bond Funds Remaining	\$ 11,105,406					

BOND PROGRAM CASH FLOW

