



**MINOOKA COMMUNITY HIGH SCHOOL DISTRICT #111
REGULAR BOARD MEETING
WEDNESDAY, AUGUST 16, 2023, 6:00 PM**

The Regular Board Meeting will be held at the
Central Campus Library
301 South Wabena Avenue
Minooka, Illinois 60447

In order to make a public comment, please sign up 5 minutes prior to Roll Call. The public comment portion of the meeting will be in accordance with Policy 2:230. Please review said policy prior to the Board of Education Meeting. To view the meeting via YouTube, click [here](#).

AGENDA

1. **Call to Order**
2. **Roll Call**
3. **Pledge of Allegiance**
4. **Communications / Recognition**
 - State Championship in Fishing - Hunter Petrovic and Hayden Host
 - Hunter Petrovic named All - American
5. **Public Comments** - (Per Board Policy 2:230, comments shall be limited to 5 minutes.)
6. **Presentations**
 - Bullying Report
7. **Administrative Reports**

| | |
|---|----|
| A. Superintendent | 5 |
| B. Principal | 8 |
| C. Assistant Superintendent of Business | 9 |
| D. Director of Curriculum & Instruction | 10 |
| E. Director of Community Relations | 11 |
8. **Consent Agenda**

| | |
|--|----|
| A. Approval of Open Session Minutes | 13 |
| B. Approval of Financial Reports | |
| 1. Monthly Financial Report | 19 |
| 2. Payment of Bills/Total | 29 |
| 3. Employee Payroll | 87 |
| 4. Imprest Fund Report/Total | 88 |
| 5. Activity Fund Report | 89 |
| 6. Treasurer's Report (Cash/YTD - Exp/Rev) | 94 |
9. **Committee Reports**

- Buildings & Grounds - August 9, 2023
- Co-Curricular - none
- Curricular - August 9, 2023
- Finance - August 9, 2023
- Personnel - August 9, 2023
- Policy - none
- Special Education - none
- Technology - none
- Transportation - none
- GAVC - none
- GCSEC - August 16, 2023

10. Discussion Items

- | | |
|----------------------------------|-----|
| A. Educational Foundation Update | 207 |
| B. Policy Review | 208 |
| C. DLA | |

11. Action Items

- | | |
|--|-----|
| A. Consideration and Possible Approval of the Student Analytics Lab Subscription in the amount of \$18,321.54 with \$14,841.54 being covered by a Title I Grant Fund for a total cost of approximately \$3,500 dollars as presented. | 209 |
| B. Consideration and Possible Approval to Award the General Contracting Bid to CCC Holdings in the amount of \$5,001,329 dollars as presented. | 213 |

12. Executive Session - To adjourn the meeting to executive session for discussion on matters related to minutes; the appointment, compensation, discipline, dismissal, employment and performance of specific employees of the district, student discipline; and collective bargaining.

13. Action Items Following Executive Session

- A. Consideration and Possible Approval of Closed Session Minutes
- B. Consideration and Possible Acceptance of Resignation(s)
- C. Consideration and Possible Approval of Paid/Unpaid Leave Request(s)
- D. Consideration and Possible Approval of Employment
- E. Consideration and Possible Approval of Volunteers
- F. Consideration and Possible Approval of the Collective Bargaining Agreement
- G. Consideration and Possible Approval of the Administration and Non-Union Support Staff Raises for the 2023-2024 School Year.

14. Announcements and Communications

15. Adjourn

Bullying Report

2022-2023

The information provided below is from the 2022-2023 school year.

1. Frequency of victimization

- a. 32 No Contact agreements
 - i. Verbal harassment
 - ii. 39 Fighting/aggressive behavior
- b. 5 reports from the Anonymous Tip Line
- c. 3 reports to the Dean's Office
- d. 3 Bullying Report (Investigation)
 - i. No Contact agreements
 - ii. Parent involvement
 - iii. Teacher Involvement
 - iv. Peer Mediation

2. Student, staff, and family observations of safety at school

- a. Dean presentation(s) to students and staff regarding handbook policies
- b. Dean email to students
- c. Student handbook shared online with parents
- d. Student signature page acknowledging receipt of handbook
- e. Dean's website on mchs.net (Bullying & Harassment Resources)
- f. Erika Walker Thomas (The Walker Thomas Group) training (Student Presentation)

3. Identification of areas of a school where bullying occurs

- a. Classroom
- b. Hallway**
- c. Cafeteria
- d. Social Media (Snapchat, Facebook, Twitter, Instagram)**
- e. Home
- f. School bus
- g. School sponsored events
- h. Locker room
- i. Library
- j. Athletic fields

4. The types of bullying utilized

- a. Social Bullying including lying and spreading rumors, physical gestures, playing jokes to embarrass and humiliate and encouraging others to socially exclude someone
- b. Verbal Bullying including name calling, insults, teasing, intimidation and homophobic racist remarks
- c. Physical Bullying including hitting, pushing and damaging property
- d. 3rd party bullying (through friends)
- e. Videotaping (Pictures)
- f. Harassment

5. Bystander interventions or participation

- a. Peer mediation
- b. No Contact agreements
- c. Bullying Investigation
- d. Parent involvement
- e. Student Training Initiative (Mutual Respect Training)

**Superintendent Report
BOE Meeting
8/16/2023**

2023-2024 School Year

Tomorrow MCHS will welcome nearly 3000 students to the 2023-2024 school year.

Student Registration Information

Student registration days were held on July 25th (Junior and Senior families) and July 26th (Freshman and Sophomore families). Matt Wikoff and Kevin Murphy did a great job of organizing the event. It was great to see students back in the buildings.

Freshman Experience

Thank you Mr. Murphy, the Connections Crew, NHS, and all of the other staff that participated in Freshman Experience. Over 600 freshman students participated in Freshman Experience.

FIOA Requests

For the months of June and July the District received FOIA requests from the following:

| | | | |
|--------|----------------|--------------------------------|---|
| 6/8/23 | Melinda Creasy | Painters' District Council #14 | 1) "... Bid Tabulations and total cost for this project 2) Name of Awarded General Contractor or Construction Manager 3) List of Awarded Contractors or Subcontractors performing Painting, Drywall Finishing, Glazing and Signage ..." |
| 6/8/23 | Vince Espi | Prairie State Wire | 1) "... Any contracts or agreements entered into between your school district and vendors providing Diversity, equity, and inclusion (DEI) services from January 1st, 2019, to the present day. 2) Invoices, payment records, or financial documentation related to payments made to DEI vendors during the specified period. 3) Any reports, assessments, or evaluations conducted by DEI vendors, including their findings and recommendations. 4) Communications, including emails, letters, and memos, exchanged between your school district and DEI vendors, discussing the provision of services or any related matters. ..." |

| | | | |
|---------|-------------|--------------------------|---|
| 7/15/23 | Katy Smyser | NBC Chicago Universal | <p>1) "All settlement agreements resolving any Freedom of Information Act (FOIA) lawsuits;</p> <p>2) All judgments or other court orders requiring you to pay attorney fees, costs, and/or civil penalties in any FOIA lawsuits;</p> <p>3) All invoices from law firms for work on any FOIA lawsuits or Public Access Counselor reviews, where the lawsuit or the PAC review was ultimately decided in favor of the requestor;</p> <p>4) All claims made to an insurance company for coverage involving a FOIA action;</p> <p>5) All studies, reports, or other records calculating or referencing the cost of FOIA lawsuits or PAC reviews on an annual or other time-period basis."</p> |
|---------|-------------|--------------------------|---|

| | | | |
|---------|-------------|--------------------------|---|
| 7/11/23 | Nathan Du | Robbins Schwartz | <p>1)A copy of any employment contract for attorneys and/or legal counsel employed by the district or, alternatively, a summary of all compensation and benefits provided to attorneys and/or legal counsel employed by the district;</p> <p>2)a copy of the job description for any attorneys and/or legal counsel employed by the District;</p> <p>3)a basic overview of your District's legal department, specifically the number of attorneys and support staff (e.g., paralegals) employed.</p> |
| 7/11/23 | Vince Espi | Prairie State Wire | <p>1)Total spending on substitute teachers by school, for the past five years.</p> <p>2)Please provide the expenditure breakdown by year and school.</p> <p>3)Number of substitute teacher days by school, for the past five years. Kindly provide the number of substitute teacher days for each year and school.</p> <p>3)Per diem/payment schedule for substitute teachers for the past five years.</p> <p>4)Please provide the per diem rates or payment schedule used for substitute teachers during each year within the past five years.</p> <p>5)Names of all substitute teachers, total days worked, and total payments made to them for the last five years. Please provide a list of substitute teachers who have worked within the school district for each year within the past five years. Additionally, include the total number of days worked by each substitute teacher and the corresponding total payment made to them.</p> |
| 7/27/23 | Katy Smyser | NBC Chicago Universal | <p>Please provide me with documents sufficient to show all communications (emails, letters, texts, board proceedings, or notes from phone calls) received by Minooka Community High School District 111, which include a request to reconsider, ban, and/or challenge any book or any other material in any of your school district's libraries or classrooms. I am hoping that any existing documents will include the following:</p> <ol style="list-style-type: none"> 1. The date of each such request; 2. The title(s) of each book(s) or other material that was requested to be pulled from your shelves or classrooms, as well as any reason stated by the |

| | | |
|--|--|---|
| | | <p>requestor;</p> <p>3. Any response (email, letters, texts, board proceedings, or notes from phone calls) from anyone in your district, your school board, or individual school, to each request;</p> <p>4. The resolution of each request (i.e.: the book or material was removed completely; the book or material was partially restricted; the book or material remains on your shelves or in your classrooms; etc.).</p> <p>Please also provide me with any documented threats that have been received by Minooka Community High School District 111, your school board, or any of your individual schools, librarians or teachers, via email, letters, texts, or voicemail recordings, that are related to books or other material kept in one of your libraries or classrooms.</p> |
|--|--|---|



MINOOKA

COMMUNITY HIGH SCHOOL

District #111 mchs.net

*Mission: Strengthen **M**astery, **C**ollaboration, **H**igh Expectations, and **S**uccess for All Students.*

To: Dr. Robert Schiffbauer, Board of Education

From: Jamie Soliman

Date: August 16, 2023

Subject: August Board Report

Special Education Open House

On August 7th we offered an Open House at South Campus to our freshman students with IEPs, and their families. Families enjoyed refreshments and a presentation by Mr. Matt Shanahan with important information about MCHS. Students were then given time to meet their case manager, walk their schedule, and find their locker. Thank you to Mr. Matt Shanahan, Morgan Owens, and the Special Education Department for offering this special night to our students.

Freshman Experience

Freshmen Experience was August 9th from 7:35 am to 10:00 am. We welcomed over 600 freshmen who were able to meet fellow students, teachers, and administrators. Mr. Kevin Murphy, Assistant Principal at South Campus, was instrumental in the organization and execution of this experience. Thank you to Mr. Anthony Babich, Mr. Chris Erickson, and Dr. Kristina Brown for their support through NHS and Connections Crew. In addition, thank you to Mrs. Hillary Holden, Mrs. Emily Brown, and all the activity and athletic sponsors that volunteered their time to showcase what we offer for students to get involved. Finally, thank you to John Taylor and his crew from HES for their hard work and effort to make sure our building was ready for students and staff.

Institute Days

Our first two institute days are August 15th and August 16th. The days include general sessions, department meetings, teacher work time, mentor meetings, etc. Breakout sessions include information from the following areas: Student Services, IEP/504s, Health Protocols, Technology, Human Resources, Community Relations, SAT, PLCs, Mastery Manager, and Literacy. Thank you to all of our presenters for their efforts in creating meaningful professional development for our staff.



John Troy
Assistant Superintendent & General Counsel

Board Report

August 11, 2023

1. **IRS Affordable Care Act (ACA) Penalty Update** - As you may recall several months ago the IRS issued a notice of penalty to the district for purported ACA health insurance violations in an amount of approximately \$550,000 dollars.. We were very confident that we followed the correct IRS ACA procedures and rules for our employee health insurance. After investigating this matter we determined that there was an error in the IRS ACA reporting software used by the district that checked the wrong box on the IRS form which flagged this penalty. After correcting the error and discussions with the IRS we provided them with the correct forms and necessary back-up. The IRS, upon reviewing the submitted documents agreed to waive the penalty. Thank you to Kathi Norman who was instrumental in getting the IRS to reverse this very significant penalty.

2. **Architect Office Building Update** - The bid opening for the general contracting of the medical office building renovation was held last week. A total of eight (8) contractors bid on the project. The low bid was CCC Holdings, Inc. in the amount of \$5,001,329. The complete bid tabulation is attached. Our architect, DLA, recommends that the board award the general contractor bid to the low bidder CCC Holdings, Inc. DLA will be present at the regular board meeting to answer any questions the Board may have,

|  | Minooka Community High School District 111 District Administration Building 2023 General Remodeling | | | | |  |
|---|---|------------|---------------------------------|---|--|---|
| | DLA Project No. 2023.013 August 2, 2023 | | | | | |
| Contractor | Bid Bond | Add. 1 & 2 | Base Bid (Including Allowances) | Alternate No.1 (Elevator Mod: SS Doors) | Alternate No.2 (Elevator Mod: Door Hardware) | TOTAL (Base Bid with Alternates No. 1 & 2) |
| CCC Holdings Inc. | x | x | \$4,975,000.00 | \$10,644.00 | \$15,685.00 | \$5,001,329.00 |
| Construction Inc. | x | x | \$5,034,000.00 | \$42,000.00 | \$80,000.00 | \$5,156,000.00 |
| F.H. Paschen S.N. Nielsen & Associates LLC | x | | \$5,223,000.00 | \$14,000.00 | \$25,000.00 | \$5,262,000.00 |
| Happ Builders Inc. | x | x | \$5,150,000.00 | \$24,900.00 | \$67,500.00 | \$5,242,400.00 |
| Henry Brothers Inc. | x | x | \$5,345,000.00 | \$32,000.00 | \$46,000.00 | \$5,423,000.00 |
| Lite Construction | x | x | \$5,177,495.00 | \$13,000.00 | \$42,500.00 | \$5,232,995.00 |
| Troop Contracting | x | x | \$5,358,000.00 | \$13,300.00 | \$49,500.00 | \$5,420,800.00 |
| Vissering Construction Company | x | x | \$5,907,000.00 | \$25,000.00 | \$67,500.00 | \$5,999,500.00 |

3. **FY24 Budget** - The FY24 budget will be presented to the Board for its review at the September 9, 2023 committee meeting. The budget will then be presented to the Board for its formal consideration and approval at the September 16, 2023 regular meeting.



MINOOKA COMMUNITY HIGH SCHOOL

District #111 mchs.net

*Mission: Strengthen **M**astery, **C**ollaboration, **H**igh Expectations, and **S**uccess for All Students.*

To: Dr. Robert Schiffbauer, Board of Education

From: Dr. Phil Pakowski

Date: August 16, 2023

Subject: August Board Report

New Teacher Orientation & Mentoring Program

This year MCHS will be welcoming 17 new teachers into the district. New Teacher Orientation took place on Thursday, August 10th. Our new staff members spent the day learning about Minooka High School, the community, and our students. Thank you to the MCHS students, staff, and administrators that participated in the orientation. A special thank you to mentor leaders, Mr. Brad Dorick and Mr. Andres Torres, for organizing and facilitating the new teacher orientation.

Department Chair Meeting Summary

The first full administrative team meeting took place on Wednesday, August 9th following the Freshman Experience. The meeting allowed all members of the MCHS administrative team to share information about the start of the school year and accomplishments from the summer. The team had time to review the plan for Teacher Institute days and discuss future events that will be taking place in August and September.

Assessments

The College Board recently shared information with schools regarding the number of AP Scholars from AP exams that were taken in May of last school year. MCHS saw an increase in the number of AP Scholars by 30 students from the previous year.

Scholar Summary (Total Scholars: 143; Average Score: 3.55)

| | AP Scholar | AP Scholar with Honor | AP Scholar with Distinction |
|---------------------------|-------------------|------------------------------|------------------------------------|
| Number of Scholars | 77 | 29 | 37 |
| Average Score | 3.05 | 3.71 | 4.14 |

Exchange Students for 23-24 School Year

This year MCHS will host three exchange students for the 2023-2024 school year. Two of the students will enter the year as Juniors at Central Campus. Those students are from Germany and Mongolia. One student will be a sophomore at South Campus. That student is coming from Kuwait.



Director of Community Relations Report to the Board of Education

Aubrey Knight – August 16, 2023

A. Processed FOIA Requests

- NBC Chicago Universal | Katy Smyser (received 7/27/23 | responded 8/9/23) "Please provide me with documents sufficient to show all communications (emails, letters, texts, board proceedings, or notes from phone calls) received by Minooka Community High School District 111, which include a request to reconsider, ban, and/or challenge any book or any other material in any of your school district's libraries or classrooms. I am hoping that any existing documents will include the following: The date of each such request; The title(s) of each book(s) or other material that was requested to be pulled from your shelves or classrooms, as well as any reason stated by the requestor; Any response (email, letters, texts, board proceedings, or notes from phone calls) from anyone in your district, your school board, or individual school, to each request; The resolution of each request (i.e.: the book or material was removed completely; the book or material was partially restricted; the book or material remains on your shelves or in your classrooms; etc.). Please also provide me with any documented threats that have been received by Minooka Community High School District 111, your school board, or any of your individual schools, librarians or teachers, via email, letters, texts, or voicemail recordings, that are related to books or other material kept in one of your libraries or classrooms."
- FOIA Professional Services | Melissa Postle (received 8/8/23 | responded 8/15/23) "I am requesting copies of the following information from the current custodial, grounds, maintenance, and dining services contracts referenced above: Awarded contract, including any associated amendments and addendum, Winning submitted proposal from the last bid cycle, Scoring and evaluation sheets. Please let us know if any of these services are performed "in-house"."
- Indiana, Illinois, Iowa Foundation for Fair Contracting | Lydia Simrayh (received 8/9/23 | responded 8/16/23) "Please provide a copy of the bid results for the Minooka Administration Building 2023 General Remodeling project bid on 8/2/23."

B. Student Celebrations

- Hunter Petrovic and Hayden Host, State Championship in Fishing; Petrovic named All-American

C. Communication/Social Media

- **Top Facebook Post:** [Freshmen Experience](#) It was a great day at MCHS! We welcomed the class of 2027 at Freshmen Experience. We can't wait for the first day of school. See you soon! #mchsproud
- **Top Instagram Post:** [Freshmen Experience](#) It was a great day at MCHS! We welcomed the class of 2027 at Freshmen Experience. We can't wait for the first day of school. See you soon! #mchsproud

- **Top Twitter Post:** [Freshmen Experience Invite](#) Next week, our Incoming MCHS freshmen for the 2023-2024 school year are invited to join us on Wednesday, August 9th for Freshmen Experience! We look forward to welcoming you as our newest class.
- **Reach:**
 - Facebook: 38,853
 - Instagram: 4,451
 - Twitter – 17,200
 - Messages to Parents (via Thrillshare) 13
- **Press Releases**
 - N/A

D. Events/Activities Promoted

- Athletic Sponsorships (ongoing)
- Registration (July 25-26)
- Fall Sports Tryouts (August 7)
- Freshmen Experience (August 9)
- New Teacher Orientation (August 10)
- Community Resource Fair (August 12)
- First Day of School (August 17)
- Coaches Cookout (August 18)
- Little Indians Soccer Skills Camp (August 19)
- Open House (August 28)
- Homecoming Week (September 5-9)
- Drill Week (September 11-15)
- RiverWorks Discovery “Who Works the Rivers?” Career Event (September 22)
- ABC 7 Friday Flyover (September 29)
- Staff Appreciation at the Football Game (October 6)
- Choir Boosters Craft Fair (November 3-5)
- Ugly Christmas Sweater Party (December 1)

**MINOOKA COMMUNITY HIGH SCHOOL
DISTRICT #111
REGULAR MEETING
WEDNESDAY, JULY 26, 2023**

CALL TO ORDER

The regular meeting was called to order at 6:00 p.m. by President Mike Brozovich. The meeting was held at Minooka Community High School-Central Campus in the Library. A physical quorum was present with the following board members answering roll call:

| | YES | NO |
|------------------|-----|----|
| • Mike Brozovich | X | |
| • Laura Hrechko | X | |
| • Tim Juskiewicz | X | |
| • Mike Hoyt | X | |
| • Jim Grzetich | X | |
| • Matt Shepard | X | |
| • Terry Spivey | X | |

Additionally, present were:

| | | |
|------------------------|---|---|
| • Dr. Rob Schiffbauer | X | |
| • John Troy | X | |
| • Dr. Phillip Pakowski | X | |
| • Kristi Boe | | X |
| • Aubrey Knight | X | |
| • Jamie Soliman | X | |
| • Michele Williamson | X | |

The Pledge of Allegiance was recited.

COMMUNICATIONS/RECOGNITIONS

PUBLIC COMMENTS

There were no public comments heard.

ADMINISTRATIVE REPORTS

Administrative reports were provided in the board packet for review.

CONSENT AGENDA

MOTION: by Grzetich, seconded by Hrechko, to approve the consent agenda as presented:

- A. Open Session Minutes
 1. June 21, 2023 – Inter Fund Transfer Hearing
 2. June 21, 2023 – Regular Meeting

B. Financial Reports

1. Monthly Financial Reports
2. Payment of Bills/Total
3. Employee Payroll
4. Imprest Fund Report/Total
5. Activity Fund Report
6. Treasurer's Report (Cash/YTD – Exp/Rev)

C. Treasurer's Bond

Voting Aye: Shepard, Spivey, Hoyt, Juskiewicz, Hrechko, Grzetich, and Brozovich. Motion carried. Time: 6:02 p.m.

COMMITTEE REPORTS

GAVC – Dr. Schiffbauer reported that GAVC met on June 23rd. He reported that they are short an engineer teacher and have reached out to JJC. He also added that CTE is at capacity with 925 students enrolled this year. Due to lack of space, they are working with Green and Associates Architect firm who presented different concepts and options to accommodate and expand.

GCSEC – Dr. Schiffbauer stated that GCSEC met July 26 and stated there is still a shortage with paraprofessionals and a speech pathologist.

DISCUSSION ITEMS**Educational Foundation Update:**

The Educational Foundation update was included in the board packet for review. The next meeting will be held August 22, 2023 at 6:00 p.m. at Central Campus in the Academic Resource Center.

Policy Review:

The following polices were provided in the board packet as a review.

- 4:10 Fiscal and Business Management
- 4:30 Revenue and Investments
- 6:10 Education and Philosophy and Objectives

Mr. Juskiewicz referred to policy 6:10 and suggested to add/combine verbiage. Mr. Brozovich suggested to send a draft to Dr. Schiffbauer for board consideration to add to the agenda.

Press Packet 112 – First Reading:

The Press Packet 112 draft update was provided in the board packet for review. There were no questions or concerns and it is anticipated for approval and adoption at the end of the regular board meeting.

Land Cash Request:

The Land Cash Funds Resolution was provided in the board packet for review. The amount of the balance of Land Cash Funds for the District is \$744.04. An application must be submitted to the Regional Superintendent of Schools. There were no questions or concerns and it is anticipated for approval at the end of regular board meeting.

Audit Bid:

The Audit Bid Proposal was provided in the board packet for review. Mr. Troy went out to bid twice for the audit bid with no responses. Mr. Troy reached out to Lauterbach and Amen¹⁴LLP, a reputable firm who has responded in the past.

Although the current auditor Mack and Associates price is less it is best practice to change auditors for another set of eyes. Lauterbach and Amen, LLP have experience with large districts. There were no objections from board members to proceed. This is anticipated for approval at the end of the regular board meeting.

Out-of-District Tuition 2023-2024:

Information for Out-of-District Tuition 2023-2024 was provided in the board packet for review. The out of district amount is \$16,118.34 per Capita Tuition Cost (PCTC) per the 2022 Annual Financial Report. There were no objections from board members and it is anticipated for approval at the end of the regular board meeting.

Consolidated District Plan:

The Consolidated District Plan was provided in the board packet for review. This plan explains how the title funds are expended. There were no questions or concerns and it is anticipated for approval at end of the regular board meeting.

Cafeteria Price Increase:

Food and salary increase information was provided in the board packet for review. In the prior year's prices have not been raised. Due to inflation of food and wage increases the past 3-years the surplus has decreased and is in the red. There were no objections from board members to increase cafeteria prices for the 2023-2024 school year. It is anticipated for approval at the end of the regular board meeting.

Strategic Plan Update:

Dr. Schiffbauer stated he would like to obtain options and pricing for vendors who facilitate strategic plans. He asked for board members thoughts on the direction going forward. There were no objections with Dr. Schiffbauer's recommendation.

Trane BAS Controls Service and Support Agreement:

Trane BAS Controls Service and Support Agreement was provided in the board packet for review. Mr. Troy stated the support program at Central Campus is up for renewal. The cost of the one-year renewal is \$13,873.00 and this provides four onsite visits, two remote visits, priority scheduling, ability to troubleshoot remotely and free software updates during the term along with discounts on the service.

Buildings and Grounds Update:

A change order for additional coating material for the roof restoration project at Central Campus was provided in the board packet for review. Tremco recommends the additional material to achieve proper coverage. Mr. Troy provided a sample to board members. The cost of the additional material is \$41,500.00 this will also increase the warranty from 20 years to 25 years. There were no objections to proceed with the change order and it was agreed amongst board members to proceed with formal approval at the August meeting.

ACTION ITEMS

Approval and Adoption of Press Packet 112 as presented.

MOTION: by Grzetich, seconded by Shepard to approve and adopt Press Packet 112 as presented.

Voting Aye: Spivey, Hoyt Juskiewicz, Hrechko, Grzetich, Shepard, and Brozovich. Motion carried. Time: 6:39 p.m.

Approval of the Kendall County Land Cash Resolution as presented:

MOTION: by Grzetich, seconded by Hoyt to approve the Kendall County Land Cash Resolution as presented.

Voting Aye: Shepard, Spivey, Hoyt, Juskiewicz, Hrechko, Grzetich, and Brozovich. Motion carried. Time: 6:39 p.m.

Approval of the Audit Proposal by Lauterbach & Amen, LLP as presented:

MOTION: by Hrechko, seconded by Grzetich to approve the Audit Proposal by Lauterbach & Amen, LLP as presented.

Voting Aye: Juskiewicz, Hrechko, Grzetich, Shepard, Spivey, Hoyt, and Brozovich. Motion carried. Time: 6:40 p.m.

Approval of the of the Cafeteria Price Increase for the 2023-2024 school year as presented:

MOTION: by Hrechko, seconded by Hoyt to approve the Cafeteria Price Increase for the 2023-2024 school year as presented:

Voting Aye: Grzetich, Shepard, Spivey, Hoyt, Juskiewicz, Hrechko, and Brozovich. Motion Carried. Time: 6:40 p.m.

Approval of the Out-of-District Tuition for the 2023-2024 School Year in the amount of \$16,118.34 as presented:

MOTION: by Grzetich, seconded by Hrechko, to approve the Out-of-District Tuition for the 2023-2024 School Year in the amount of \$16,118.34 as presented:

Voting Aye: Hoyt, Juskiewicz, Hrechko, Grzetich, Shepard, Spivey, and Brozovich. Motion carried. Time: 6:41 p.m.

Approval of the Consolidated District Plan as presented:

MOTION: by Shepard, seconded by Hrechko, to approve the Consolidated District Plan as presented:

Hearing no objections. Motion was approved. Time: 6:42 p.m.

Approval of the of the Trane BAS Controls Service and Support Agreement Renewal as presented:

MOTION: by Hoyt, seconded by Juskiewicz to approve the Trane BAS Controls Service and Support Agreement Renewal as presented:

Voting Aye: Spivey, Hoyt, Juskiewicz, Hrechko, Grzetich and Shepard, and Brozovich. Motion carried. Time: 6:42 p.m.

EXECUTIVE SESSION

MOTION: by Juskiewicz, seconded by Spivey to adjourn the meeting to executive session for the purpose of discussing matters related to minutes, the appointment, compensation, discipline, dismissal, employment and performance of specific employees of the district; individual student discipline; and collective bargaining.

Voting Aye: Hrechko, Grzetich, Shepard, Spivey, Hoyt, Juskiewicz, and Brozovich. Motion carried. Time: 6:43 p.m.

RETURN TO OPEN SESSION

MOTION: by Grzetich, seconded by Spivey to return to open session.

Hearing no objections. Motion was approved. Time: 9:00 p.m.

ACTIONS FOLLOWING EXECUTIVE SESSION

Closed Session Minutes

MOTION: by Shepard, seconded by Spivey, to approve the closed session minutes as presented:

- June 21, 2023 Executive Regular Meeting

Hearing no objections, the motion was approved. Time: 8:44 p.m.

MOTION: by Grzetich, seconded by Hrechko, to approve that all of the closed session minutes reviewed from the time period of January 2022 through June 2022 and the summary of previous review of minutes of September 2003 through December 2021 remain closed and not subject to public examination as there is a need for confidentiality which still exists, and to approve that the audio recordings from July 2021 through December 2021 are no longer required by law to be maintained and can be destroyed. It is noted that 18 months have passed since being made and the board has approved the particular minutes of those meetings.

Hearing no objections, the motion was approved. Time: 8:44 p.m.

Personnel

Resignations:

MOTION: by Grzetich, seconded by Shepard, to accept the following resignation(s) as presented:

Krissy Bermingham - Special Education Aide - eff. 7/1/23

Tess Hilton - Teacher - Chemistry - eff. 7/11/23

Joel Robertson - Bus Driver - eff. 7/31/23

Janette Zielinski - Bus Driver - eff. 7/18/23

Melissa Wallace - Teacher - Physical Education - eff. 7/18/23

Joshua Plese - Teacher - Math - eff. 7/26/23

Hearing no objections, the motion was approved. Time: 8:46 p.m.

LOA:

MOTION: by Grzetich, seconded by Shepard, to approve the following leaves of absence as presented, pending receipt of proper documentation.

Sarah Cerovac - Teacher - World Language from approximately

11/17/23 - 2/29/24 (Days TBD) under the Family Medical Leave Act (FMLA)

3/1/24 - 5/24/24 Unpaid Leave of Absence

8/15/24 - 8/31/24 4Unpaid Leave of Absence

9/1/24 - 11/30/24 (Days TBD) under the Family Medical Leave Act (FMLA)

12/1/24 - 12/22/24 Unpaid Leave of Absence

Hearing no objections, the motion was approved. Time: 8:46 p.m.

Employment:

MOTION: by Hrechko, seconded by Grzetich, to approve the employment of the following support staff member(s) as presented, pending proper paperwork and background check deemed favorable by the MCHS #111 Administration:

Lonnie Devier - Interventionist - (\$17.36/hr.)

Katherine Casserilla - Admin. Assistant to the Dean - (\$15.64/hr.)

Penny Pry - Bus Driver - Transportation - per route

Dragana Jelenkovic - Bus Driver - Transportation - per route
Rosalba Chavira - Bus Driver - Transportation - per route
Ashlee Veleker - Special Education Aide - (\$14.10/hr.)

Voting Aye: Juskiewicz, Hrechko, Grzetich, Shepard, Spivey, Hoyt, and Brozovich. Motion carried. Time: 8:47 p.m.

MOTION: by Grzetich, seconded by Spivey, to approve the following extracurricular employment for the 2023/2024 school year as presented, pending proper paperwork and background check deemed favorable by the MCHS #111 Administration:

Karla Jacobs - Assist. Coach - Tennis (Girls) - Step 1
Ryan Pawlak - Assist. Coach - Baseball - Step 1 (Shared)

Voting Aye: Hrechko, Grzetich, Shepard, Spivey, Hoyt, Juskiewicz, and Brozovich. Motion Carried. Time: 8:47 p.m.

ADJOURNMENT

MOTION: by Hrechko, seconded by Shepard to adjourn the meeting.

Hearing no objections, the motion was approved. Time: 8:48 p.m.

MIKE BROZOVICH, PRESIDENT

TIM JUSKIEWICZ, SECRETARY

Date

Date

Monthly Financial Report - July, 2023

The revenues for the month of July in all funds were \$10,112,887.66 which is 0.00% of the annual budgeted revenue. Total revenue year-to-date was \$10,112,887.66, which is 0.00% of the annual budget revenue. Annual budgeted revenues for the year is \$0.00.

The expenditures for the month of July in all funds were \$6,093,236.64, which is 0.00% of the annual budgeted expenses. Total expenses year-to-date was \$6,093,236.64, which is 0.00% of the annual budget expense. Annual budgeted expense for the year is \$0.00.

This report does not contain the FY24 budget figures. The budget for the 2023-2024 school year will be presented for Board consideration and approval at the September 20, 2023 Board meeting after which this report will be updated accordingly.

| | | | |
|-----------------------|-------|--------------------|----------------------------|
| Enrollment (May 31st) | 2,910 | South Campus | 300,000 sq. ft. / 67 acres |
| Administrators | 19 | Central Campus | 250,000 sq. ft. / 78 acres |
| Teachers Full-Time | 152 | Teachers Part-Time | 2 |
| Teachers LOA | 1 | Support Staff | 132 |

Table 1: Year-to-Date Revenue Expense Summary

| Year to Date Revenue Expenses vs. Budget | Revenue Budget | Year to Date Revenue | Expense Budget | Year to Date Expenses | Budget Deficit/Surplus | Current Deficit/Surplus |
|--|----------------|----------------------|----------------|-----------------------|------------------------|-------------------------|
| Education Fund * | 0.00 | 5,718,110.14 | 0.00 | 3,888,555.64 | 0.00 | 1,829,554.50 |
| Activity Fund | 0.00 | 96,813.18 | 0.00 | 37,683.07 | 0.00 | 59,130.11 |
| Operations & Maint Fund * | 0.00 | 981,611.37 | 0.00 | 516,437.20 | 0.00 | 465,174.17 |
| Debt Service Fund or Fund Group | 0.00 | 1,575,490.41 | 0.00 | 0.00 | 0.00 | 1,575,490.41 |
| Transportation Fund * | 0.00 | 778,792.71 | 0.00 | 720,709.35 | 0.00 | 58,083.36 |
| I.M.R.F./Soc. Sec. Fund | 0.00 | 234,363.21 | 0.00 | 71,505.51 | 0.00 | 162,857.70 |
| Capital Projects Fund or Fund Group | 0.00 | 55,700.60 | 0.00 | 775,800.84 | 0.00 | (720,100.24) |
| Working Cash Fund * | 0.00 | 213,447.23 | 0.00 | 0.00 | 0.00 | 213,447.23 |
| Tort Immunity and Judgment Fund | 0.00 | 277,555.46 | 0.00 | 82,545.03 | 0.00 | 195,010.43 |
| Fire Prevention & Safety Fund | 0.00 | 181,003.35 | 0.00 | 0.00 | 0.00 | 181,003.35 |
| Total All Funds | 0.00 | 10,112,887.66 | 0.00 | 6,093,236.64 | 0.00 | 4,019,651.02 |
| * Total Operating Funds | 0.00 | 7,691,961.45 | 0.00 | 5,125,702.19 | 0.00 | 2,566,259.26 |

Table 2: Month Revenue, Expense & Fund Balances

| Jul | * Education Fund | * Operations & Maint Fund | Debt Service Fund or Fund Group | * Transportation Fund | I.M.R.F./Soc. Sec. Fund | Capital Projects Fund or Fund Group | * Working Cash Fund | Tort Immunity and Judgment | Fire Prevention & Safety Fund | Activity Fund | Total All Funds | * Total Operating Funds |
|---------|------------------|---------------------------|---------------------------------|-----------------------|-------------------------|-------------------------------------|---------------------|----------------------------|-------------------------------|---------------|-----------------|-------------------------|
| Revenue | 5,718,110 | 981,611 | 1,575,490 | 778,793 | 234,363 | 55,701 | 213,447 | 277,555 | 181,003 | 96,813 | 10,112,888 | 7,691,961 |
| Expense | 3,888,556 | 516,437 | 0 | 720,709 | 71,506 | 775,801 | 0 | 82,545 | 0 | 37,683 | 6,093,237 | 5,125,702 |
| Net | 1,829,555 | 465,174 | 1,575,490 | 58,083 | 162,858 | (720,100) | 213,447 | 195,010 | 181,003 | 59,130 | 4,019,651 | 2,566,259 |

Table 3: Expenses by Object - Monthly

| Monthly Expenses by Object | Salaries | Employee Benefits | Purchased Services | Supplies And Materials | Capital Outlay | Other | Total |
|----------------------------|--------------|-------------------|--------------------|------------------------|----------------|------------|--------------|
| July | 1,706,842.76 | 1,178,698.84 | 1,704,047.09 | 313,153.57 | 588,142.87 | 602,351.51 | 6,093,236.64 |
| August | 0.00 | 0.00 | 0.00 | 0.00 | 0.00 | 0.00 | 0.00 |
| September | 0.00 | 0.00 | 0.00 | 0.00 | 0.00 | 0.00 | 0.00 |
| October | 0.00 | 0.00 | 0.00 | 0.00 | 0.00 | 0.00 | 0.00 |
| November | 0.00 | 0.00 | 0.00 | 0.00 | 0.00 | 0.00 | 0.00 |
| December | 0.00 | 0.00 | 0.00 | 0.00 | 0.00 | 0.00 | 0.00 |
| January | 0.00 | 0.00 | 0.00 | 0.00 | 0.00 | 0.00 | 0.00 |
| February | 0.00 | 0.00 | 0.00 | 0.00 | 0.00 | 0.00 | 0.00 |
| March | 0.00 | 0.00 | 0.00 | 0.00 | 0.00 | 0.00 | 0.00 |
| April | 0.00 | 0.00 | 0.00 | 0.00 | 0.00 | 0.00 | 0.00 |
| May | 0.00 | 0.00 | 0.00 | 0.00 | 0.00 | 0.00 | 0.00 |
| June | 0.00 | 0.00 | 0.00 | 0.00 | 0.00 | 0.00 | 0.00 |
| YTD | 1,706,842.76 | 1,178,698.84 | 1,704,047.09 | 313,153.57 | 588,142.87 | 602,351.51 | 6,093,236.64 |

Chart 1: MTD, YTD, & Budget Expenses by Object

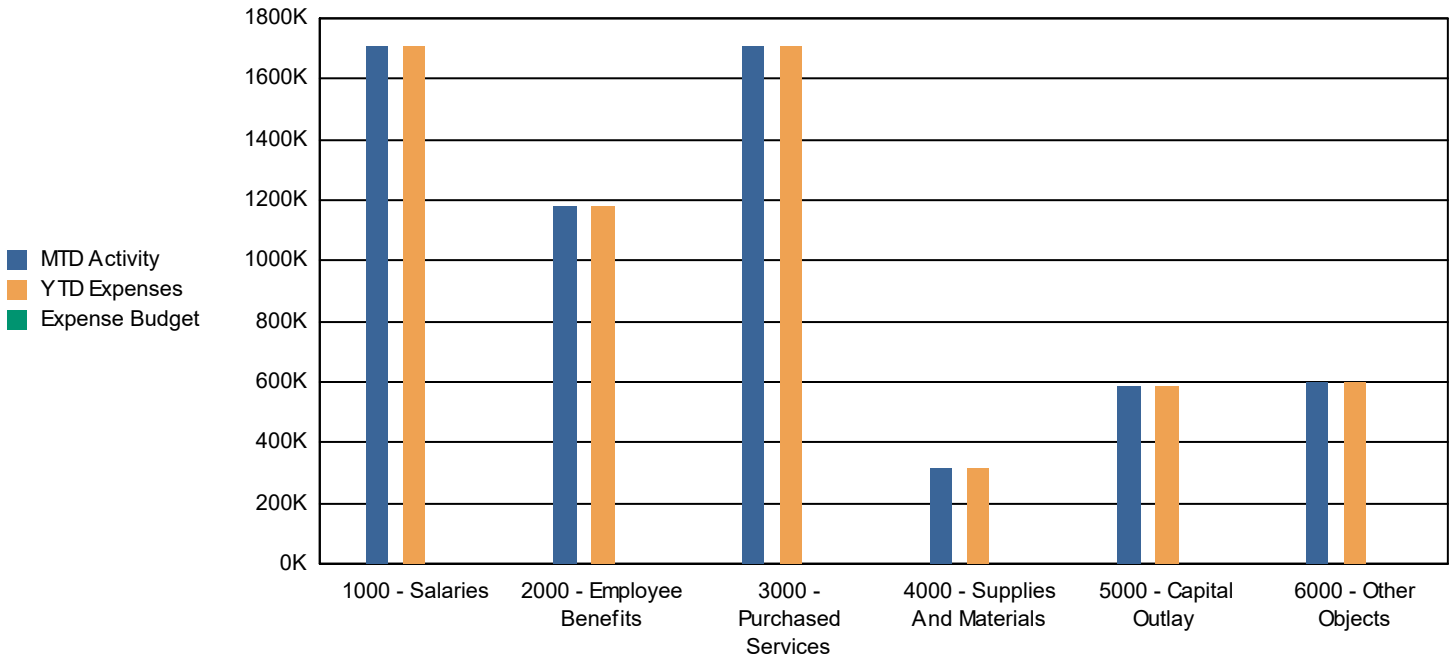
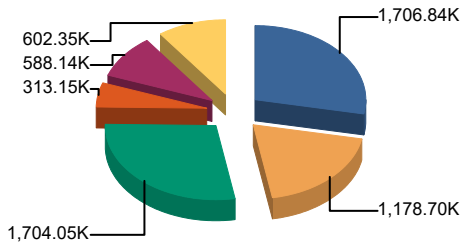


Table 4: Expenses by Object; Budget vs. Year to Date and Three Year History

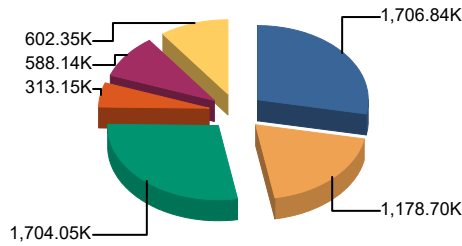
| Annual Revenue Summary by Object | Budget 2023-2024 | Actual Year to Date 2023-2024 | Percent of Budget Expended | Actual Year End | | |
|----------------------------------|------------------|-------------------------------|----------------------------|-----------------|---------------|---------------|
| | | | | 2022-2023 | 2021-2022 | 2020-2021 |
| 0000 | 0.00 | 0.00 | 0.00% | 0.00 | 2,000,000.00 | 0.00 |
| Salaries | 0.00 | 1,706,842.76 | 0.00% | 20,978,583.64 | 19,915,521.64 | 18,915,448.18 |
| Employee Benefits | 0.00 | 1,178,698.84 | 0.00% | 12,881,977.53 | 11,484,313.56 | 9,821,573.72 |
| Purchased Services | 0.00 | 1,704,047.09 | 0.00% | 7,816,804.61 | 5,794,214.95 | 5,150,233.25 |
| Supplies And Materials | 0.00 | 313,153.57 | 0.00% | 3,410,324.25 | 2,977,283.97 | 1,948,916.62 |
| Capital Outlay | 0.00 | 588,142.87 | 0.00% | 6,080,861.12 | 2,946,524.65 | 6,922,233.77 |
| Other Objects | 0.00 | 602,351.51 | 0.00% | 29,650,969.12 | 23,387,040.51 | 13,496,025.63 |
| Non-Capitalized Equipment | 0.00 | 0.00 | 0.00% | 280,355.76 | 170,093.28 | 3,996.00 |
| Termination Benefits | 0.00 | 0.00 | 0.00% | 75,000.00 | 75,000.00 | 0.00 |
| Total | - | 6,093,236.64 | 0.00% | 81,174,876.03 | 68,749,992.56 | 56,258,427.17 |

Chart 2: Monthly Expense



| | | |
|-------------------------------|------------------|---------------|
| 1000 - Salaries | 1,706.84K | 28.0% |
| 2000 - Employee Benefits | 1,178.70K | 19.3% |
| 3000 - Purchased Services | 1,704.05K | 28.0% |
| 4000 - Supplies And Materials | 313.15K | 5.1% |
| 5000 - Capital Outlay | 588.14K | 9.7% |
| 6000 - Other Objects | 602.35K | 9.9% |
| Total: | 6,093.24K | 100.0% |

Chart 3: Year to Date Expense



| | | |
|-------------------------------|------------------|---------------|
| 1000 - Salaries | 1,706.84K | 28.0% |
| 2000 - Employee Benefits | 1,178.70K | 19.3% |
| 3000 - Purchased Services | 1,704.05K | 28.0% |
| 4000 - Supplies And Materials | 313.15K | 5.1% |
| 5000 - Capital Outlay | 588.14K | 9.7% |
| 6000 - Other Objects | 602.35K | 9.9% |
| Total: | 6,093.24K | 100.0% |

Chart 4: Budget

| | | |
|-------------------------------|--------------|---------------|
| 1000 - Salaries | 0.00K | 0.0% |
| 2000 - Employee Benefits | 0.00K | 0.0% |
| 3000 - Purchased Services | 0.00K | 0.0% |
| 4000 - Supplies And Materials | 0.00K | 0.0% |
| 5000 - Capital Outlay | 0.00K | 0.0% |
| 6000 - Other Objects | 0.00K | 0.0% |
| Total: | 0.00K | 100.0% |

Table 5: Expenses by Fund - Monthly

| Monthly Expenses by Fund | Education Fund | Operations & Maint Fund | Debt Service Fund or Fund Group | Transportation Fund | I.M.R.F./Soc. Sec. Fund | Capital Projects Fund or Fund | Working Cash Fund | Tort Immunity and Judgment | Fire Prevention & Safety Fund | Total |
|--------------------------|----------------|-------------------------|---------------------------------|---------------------|-------------------------|-------------------------------|-------------------|----------------------------|-------------------------------|--------------|
| July | 3,888,555.64 | 516,437.20 | 0.00 | 720,709.35 | 71,505.51 | 775,800.84 | 0.00 | 82,545.03 | 0.00 | 6,093,236.64 |
| August | 0.00 | 0.00 | 0.00 | 0.00 | 0.00 | 0.00 | 0.00 | 0.00 | 0.00 | 0.00 |
| September | 0.00 | 0.00 | 0.00 | 0.00 | 0.00 | 0.00 | 0.00 | 0.00 | 0.00 | 0.00 |
| October | 0.00 | 0.00 | 0.00 | 0.00 | 0.00 | 0.00 | 0.00 | 0.00 | 0.00 | 0.00 |
| November | 0.00 | 0.00 | 0.00 | 0.00 | 0.00 | 0.00 | 0.00 | 0.00 | 0.00 | 0.00 |
| December | 0.00 | 0.00 | 0.00 | 0.00 | 0.00 | 0.00 | 0.00 | 0.00 | 0.00 | 0.00 |
| January | 0.00 | 0.00 | 0.00 | 0.00 | 0.00 | 0.00 | 0.00 | 0.00 | 0.00 | 0.00 |
| February | 0.00 | 0.00 | 0.00 | 0.00 | 0.00 | 0.00 | 0.00 | 0.00 | 0.00 | 0.00 |
| March | 0.00 | 0.00 | 0.00 | 0.00 | 0.00 | 0.00 | 0.00 | 0.00 | 0.00 | 0.00 |
| April | 0.00 | 0.00 | 0.00 | 0.00 | 0.00 | 0.00 | 0.00 | 0.00 | 0.00 | 0.00 |
| May | 0.00 | 0.00 | 0.00 | 0.00 | 0.00 | 0.00 | 0.00 | 0.00 | 0.00 | 0.00 |
| June | 0.00 | 0.00 | 0.00 | 0.00 | 0.00 | 0.00 | 0.00 | 0.00 | 0.00 | 0.00 |
| YTD | 3,888,555.64 | 516,437.20 | 0.00 | 720,709.35 | 71,505.51 | 775,800.84 | 0.00 | 82,545.03 | 0.00 | 6,093,236.64 |

Chart 5: MTD, YTD, & Budget Expenses by Fund

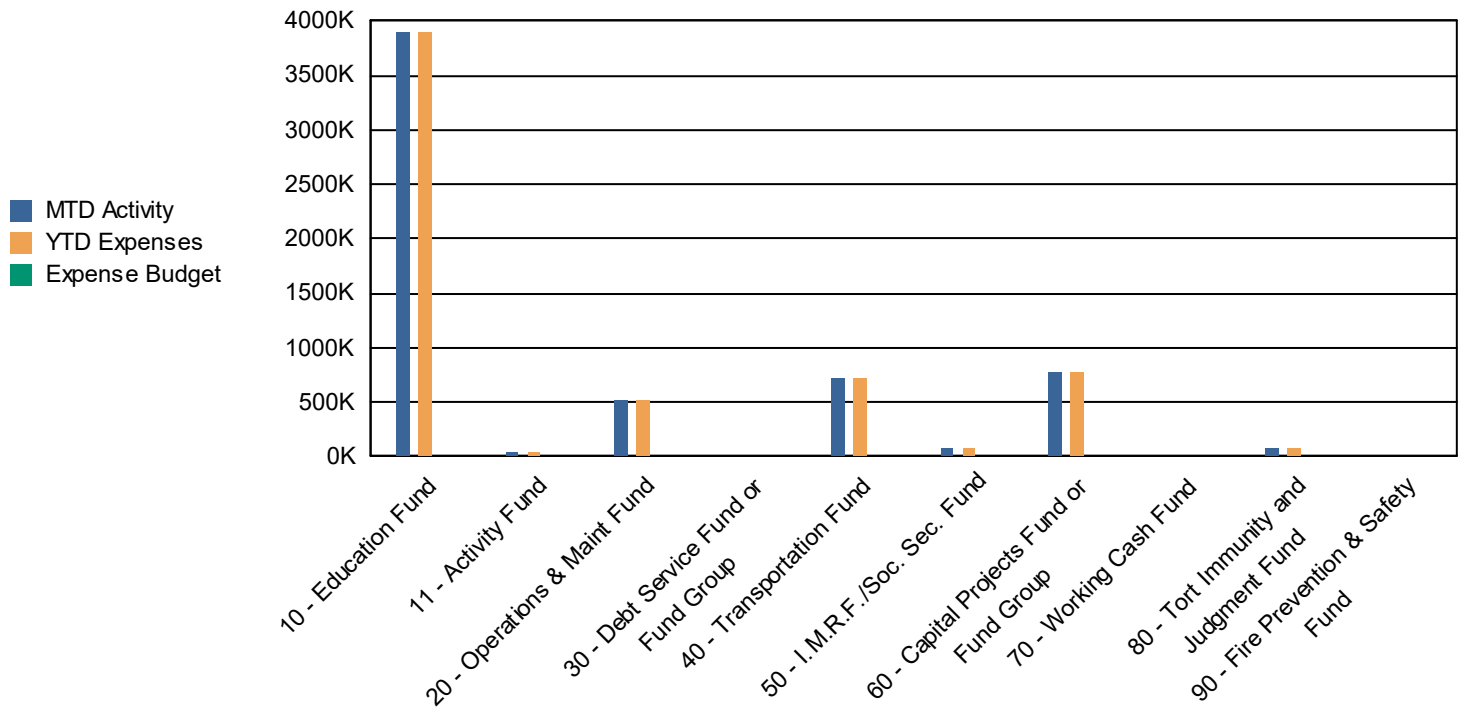


Table 6: Expenses by Fund; Budget vs. Year to Date and Three Year History

| Annual Expense Summary by Fund | Budget 2023-2024 | Actual Year to Date 2023-2024 | Percent of Budget Expended | Actual Year End | | |
|--|------------------|-------------------------------|----------------------------|-----------------|---------------|---------------|
| | | | | 2022-2023 | 2021-2022 | 2020-2021 |
| 10 - Education Fund | 0.00 | 3,888,555.64 | 0.00% | 39,175,389.39 | 37,713,360.55 | 32,886,815.25 |
| 11 - Activity Fund | 0.00 | 37,683.07 | 0.00% | 1,047,624.01 | 881,125.62 | 184,421.16 |
| 20 - Operations & Maint Fund | 0.00 | 516,437.20 | 0.00% | 8,313,744.53 | 4,055,952.76 | 3,542,666.07 |
| 30 - Debt Service Fund or Fund Group | 0.00 | 0.00 | 0.00% | 8,366,029.83 | 18,201,125.50 | 7,972,859.50 |
| 40 - Transportation Fund | 0.00 | 720,709.35 | 0.00% | 5,960,694.80 | 3,002,316.40 | 1,934,833.53 |
| 50 - I.M.R.F./Soc. Sec. Fund | 0.00 | 71,505.51 | 0.00% | 941,414.89 | 915,929.23 | 851,733.32 |
| 60 - Capital Projects Fund or Fund Group | 0.00 | 775,800.84 | 0.00% | 7,259,668.39 | 2,684,069.74 | 1,349,597.93 |
| 70 - Working Cash Fund | 0.00 | 0.00 | 0.00% | 7,000,000.00 | 0.00 | 0.00 |
| 80 - Tort Immunity and Judgment Fund | 0.00 | 82,545.03 | 0.00% | 3,110,310.19 | 1,296,112.76 | 1,281,258.00 |
| Total | - | 6,093,236.64 | 0.00% | 81,174,876.03 | 68,749,992.56 | 56,258,427.17 |

Chart 6: Monthly Expense

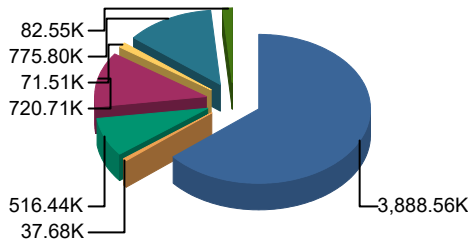


Chart 7: Year to Date Expense

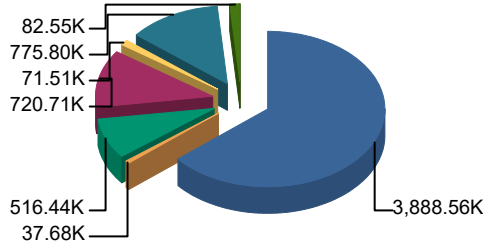


Chart 8: Budget

| Fund | Budget (K) | Percentage | Actual (K) | Percentage |
|--|-------------|---------------|-----------------|---------------|
| 10 - Education Fund | 0.00 | 0.0% | 3,888.56 | 63.8% |
| 11 - Activity Fund | 0.00 | 0.0% | 37.68 | 0.6% |
| 20 - Operations & Maint Fund | 0.00 | 0.0% | 516.44 | 8.5% |
| 30 - Debt Service Fund or Fund Group | 0.00 | 0.0% | 0.00 | 0.0% |
| 40 - Transportation Fund | 0.00 | 0.0% | 720.71 | 11.8% |
| 50 - I.M.R.F./Soc. Sec. Fund | 0.00 | 0.0% | 71.51 | 1.2% |
| 60 - Capital Projects Fund or Fund Group | 0.00 | 0.0% | 775.80 | 12.7% |
| 70 - Working Cash Fund | 0.00 | 0.0% | 0.00 | 0.0% |
| 80 - Tort Immunity and Judgment Fund | 0.00 | 0.0% | 82.55 | 1.4% |
| 90 - Fire Prevention & Safety Fund | 0.00 | 0.0% | 0.00 | 0.0% |
| Total | 0.00 | 100.0% | 6,093.24 | 100.0% |

Table 7: Revenues by Source - Monthly

| Monthly Revenue by Source | Local Revenue Levy, CPPRT, Fees Etc. | Flow Through Funds | State Revenue GSA, Categoricals, Grants, Etc. | Federal Revenue IDEA, Grants, Lunch Program, Etc. | Working Cash Transfer/other | Total |
|---------------------------|--------------------------------------|--------------------|---|---|-----------------------------|---------------|
| July | 9,553,798.42 | 0.00 | 549,551.29 | 9,537.95 | 0.00 | 10,112,887.66 |
| August | 0.00 | 0.00 | 0.00 | 0.00 | 0.00 | 0.00 |
| September | 0.00 | 0.00 | 0.00 | 0.00 | 0.00 | 0.00 |
| October | 0.00 | 0.00 | 0.00 | 0.00 | 0.00 | 0.00 |
| November | 0.00 | 0.00 | 0.00 | 0.00 | 0.00 | 0.00 |
| December | 0.00 | 0.00 | 0.00 | 0.00 | 0.00 | 0.00 |
| January | 0.00 | 0.00 | 0.00 | 0.00 | 0.00 | 0.00 |
| February | 0.00 | 0.00 | 0.00 | 0.00 | 0.00 | 0.00 |
| March | 0.00 | 0.00 | 0.00 | 0.00 | 0.00 | 0.00 |
| April | 0.00 | 0.00 | 0.00 | 0.00 | 0.00 | 0.00 |
| May | 0.00 | 0.00 | 0.00 | 0.00 | 0.00 | 0.00 |
| June | 0.00 | 0.00 | 0.00 | 0.00 | 0.00 | 0.00 |
| YTD | 9,553,798.42 | 0.00 | 549,551.29 | 9,537.95 | 0.00 | 10,112,887.66 |

Table 8: Revenue by Fund - Monthly

| Monthly Revenue by Fund | Education Fund | Operations & Maint Fund | Debt Service Fund or Fund Group | Transportation Fund | I.M.R.F./Soc. Sec. Fund | Capital Projects Fund or Fund | Working Cash Fund | Tort Immunity and | Fire Prevention & Safety Fund | Total |
|-------------------------|----------------|-------------------------|---------------------------------|---------------------|-------------------------|-------------------------------|-------------------|-------------------|-------------------------------|---------------|
| July | 5,718,110.14 | 981,611.37 | 1,575,490.41 | 778,792.71 | 234,363.21 | 55,700.60 | 213,447.23 | 277,555.46 | 181,003.35 | 10,112,887.66 |
| August | 0.00 | 0.00 | 0.00 | 0.00 | 0.00 | 0.00 | 0.00 | 0.00 | 0.00 | 0.00 |
| September | 0.00 | 0.00 | 0.00 | 0.00 | 0.00 | 0.00 | 0.00 | 0.00 | 0.00 | 0.00 |
| October | 0.00 | 0.00 | 0.00 | 0.00 | 0.00 | 0.00 | 0.00 | 0.00 | 0.00 | 0.00 |
| November | 0.00 | 0.00 | 0.00 | 0.00 | 0.00 | 0.00 | 0.00 | 0.00 | 0.00 | 0.00 |
| December | 0.00 | 0.00 | 0.00 | 0.00 | 0.00 | 0.00 | 0.00 | 0.00 | 0.00 | 0.00 |
| January | 0.00 | 0.00 | 0.00 | 0.00 | 0.00 | 0.00 | 0.00 | 0.00 | 0.00 | 0.00 |
| February | 0.00 | 0.00 | 0.00 | 0.00 | 0.00 | 0.00 | 0.00 | 0.00 | 0.00 | 0.00 |
| March | 0.00 | 0.00 | 0.00 | 0.00 | 0.00 | 0.00 | 0.00 | 0.00 | 0.00 | 0.00 |
| April | 0.00 | 0.00 | 0.00 | 0.00 | 0.00 | 0.00 | 0.00 | 0.00 | 0.00 | 0.00 |
| May | 0.00 | 0.00 | 0.00 | 0.00 | 0.00 | 0.00 | 0.00 | 0.00 | 0.00 | 0.00 |
| June | 0.00 | 0.00 | 0.00 | 0.00 | 0.00 | 0.00 | 0.00 | 0.00 | 0.00 | 0.00 |
| YTD | 5,718,110.14 | 981,611.37 | 1,575,490.41 | 778,792.71 | 234,363.21 | 55,700.60 | 213,447.23 | 277,555.46 | 181,003.35 | 10,112,887.66 |

Table 9: Revenue by Fund; Budget vs. Year to Date and Three Year History

| Annual Revenue Summary by Fund | Budget 2023-2024 | Actual Year to Date 2023-2024 | Percent of Budget Expended | Actual Year End | | |
|--|------------------|-------------------------------|----------------------------|-----------------|---------------|---------------|
| | | | | 2022-2023 | 2021-2022 | 2020-2021 |
| 10 - Education Fund | 0.00 | 5,718,110.14 | 0.00% | 42,150,317.53 | 39,846,707.08 | 33,859,587.81 |
| 11 - Activity Fund | 0.00 | 96,813.18 | 0.00% | 1,041,936.24 | 1,049,294.44 | 184,951.36 |
| 20 - Operations & Maint Fund | 0.00 | 981,611.37 | 0.00% | 5,644,575.83 | 5,117,365.59 | 4,260,424.45 |
| 30 - Debt Service Fund or Fund Group | 0.00 | 1,575,490.41 | 0.00% | 8,404,779.72 | 18,477,911.23 | 8,206,006.73 |
| 40 - Transportation Fund | 0.00 | 778,792.71 | 0.00% | 3,545,656.58 | 3,278,463.81 | 3,017,426.77 |
| 50 - I.M.R.F./Soc. Sec. Fund | 0.00 | 234,363.21 | 0.00% | 1,244,908.08 | 1,200,788.78 | 1,010,197.30 |
| 60 - Capital Projects Fund or Fund Group | 0.00 | 55,700.60 | 0.00% | 17,276,360.83 | 2,539,135.13 | 277,881.20 |
| 70 - Working Cash Fund | 0.00 | 213,447.23 | 0.00% | 1,183,681.69 | 876,183.58 | 793,663.47 |
| 80 - Tort Immunity and Judgment Fund | 0.00 | 277,555.46 | 0.00% | 1,390,884.12 | 1,322,196.06 | 1,287,598.09 |
| 90 - Fire Prevention & Safety Fund | 0.00 | 181,003.35 | 0.00% | 920,109.11 | 855,624.33 | 747,985.94 |
| Total | - | 10,112,887.66 | 0.00% | 82,803,209.73 | 74,563,670.03 | 53,645,723.12 |

Table 10: Monthly Cash Report

| Month: July 2023 Monthly Cash & Investment Report | | | | | | | | | | | | |
|--|-------------------|------------------|------------------|------------------|------------------|-------------------|-------------------|----------------|------------------|-------------------|----------------|-------------------|
| | Education | Oper/Maint | Debt Service | Transportation | IMFR/Soc Sec | Capital | Working Cash | Tort | Life & Safety | Total | Activities | Total All Funds |
| Checking | 828,881 | 51,604 | 11,281 | 250,912 | 90,509 | 150,637 | 82,380 | 9,775 | 25,595 | 1,501,574 | 589,248 | 2,090,822 |
| Food Service | 1,198,275 | - | - | - | - | - | - | - | - | 1,198,275 | - | 1,198,275 |
| Imprest | 23,357 | 2,603 | - | 3,682 | - | - | - | - | - | 29,642 | - | 29,642 |
| Insurance | 990,839 | 391,336 | - | 92,016 | - | - | - | (16,162) | - | 1,458,029 | - | 1,458,029 |
| PMA Cash Account | 7,257,651 | 423,220 | 1,876,602 | 768,575 | 359,774 | 223,231 | 248,592 | 551,313 | 232,179 | 11,941,137 | - | 11,941,137 |
| IPTIP | 4,213,195 | 2,154,612 | - | - | 1,001,665 | - | 204,144 | - | - | 7,573,616 | - | 7,573,616 |
| Total Cash Accounts | 14,512,198 | 3,023,375 | 1,887,883 | 1,115,184 | 1,451,948 | 373,869 | 535,115 | 544,926 | 257,774 | 23,702,273 | 589,248 | 24,291,521 |
| Total Investments | 4,102,548 | 687,962 | 4,826,781 | 1,310,857 | 149,977 | 15,521,815 | 10,202,909 | 436,681 | 3,458,666 | 40,698,197 | 261,407 | 40,959,604 |
| Total Cash & Investments | 18,614,746 | 3,711,337 | 6,714,665 | 2,426,041 | 1,601,925 | 15,895,683 | 10,738,024 | 981,607 | 3,716,441 | 64,400,470 | 850,655 | 65,251,125 |

Table 11: Historical Fund Balance (all funds)

| Total Fund Balance | Jul | Aug | Sep | Oct | Nov | Dec | Jan | Feb | Mar | Apr | May | Jun |
|--------------------|------------|------------|------------|------------|------------|------------|------------|------------|------------|------------|------------|------------|
| FY 2023-2024 | 64,400,470 | - | - | - | - | - | - | - | - | - | - | - |
| FY 2022-2023 | 56,226,725 | 60,666,269 | 68,738,390 | 69,346,697 | 63,609,233 | 60,193,048 | 60,611,541 | 58,125,322 | 56,459,470 | 52,538,757 | 52,939,999 | 60,288,485 |
| FY 2021-2022 | 54,664,996 | 53,716,676 | 58,203,136 | 63,374,492 | 58,934,118 | 57,213,855 | 58,024,520 | 58,512,930 | 56,398,456 | 53,304,392 | 52,808,385 | 58,668,575 |
| FY 2020-2021 | 46,133,625 | 51,685,227 | 63,693,672 | 60,671,125 | 55,384,722 | 53,249,331 | 53,629,066 | 52,132,962 | 46,912,837 | 46,288,537 | 43,388,787 | 50,253,381 |

Chart 11: Historical Fund Balance (all funds)

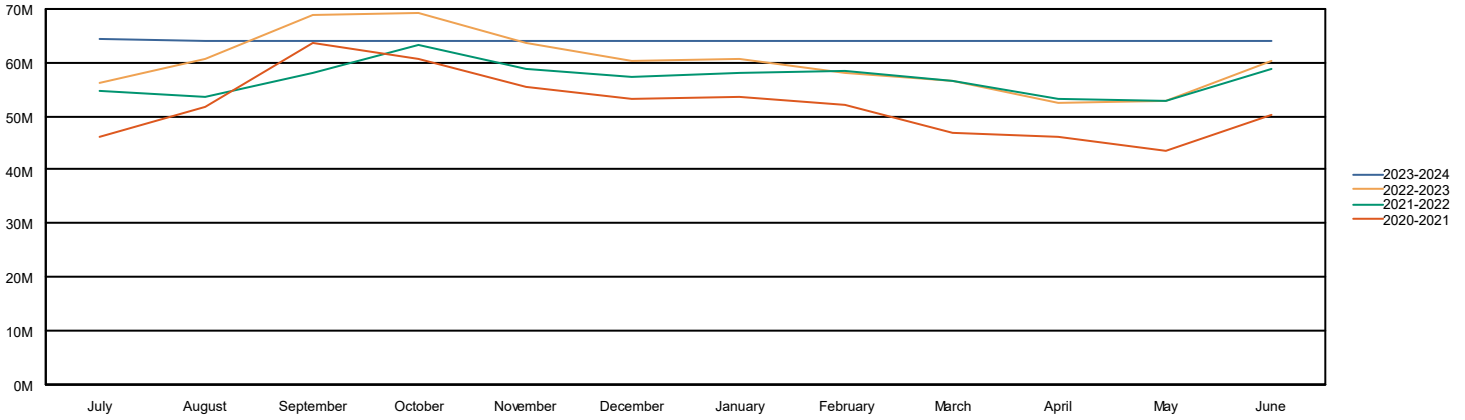


Table 12: Education Fund Fund Balance

| Education Fund Balance | Jul | Aug | Sep | Oct | Nov | Dec | Jan | Feb | Mar | Apr | May | Jun |
|------------------------|------------|------------|------------|------------|------------|------------|------------|------------|------------|------------|------------|------------|
| FY 2023-2024 | 18,614,746 | - | - | - | - | - | - | - | - | - | - | - |
| FY 2022-2023 | 12,984,485 | 15,500,999 | 19,861,916 | 21,405,479 | 19,401,081 | 17,699,916 | 18,133,035 | 15,947,421 | 14,705,515 | 13,086,033 | 12,894,981 | 16,634,152 |
| FY 2021-2022 | 13,545,310 | 12,519,104 | 14,479,427 | 18,539,351 | 17,520,842 | 16,169,386 | 17,582,562 | 15,737,544 | 14,256,451 | 12,692,753 | 12,042,247 | 13,671,673 |
| FY 2020-2021 | 9,773,544 | 12,266,926 | 18,718,956 | 16,955,298 | 15,376,059 | 13,691,714 | 13,196,560 | 12,027,964 | 10,898,464 | 10,097,357 | 8,105,000 | 11,753,713 |

Chart 12: Education Fund Fund Balance

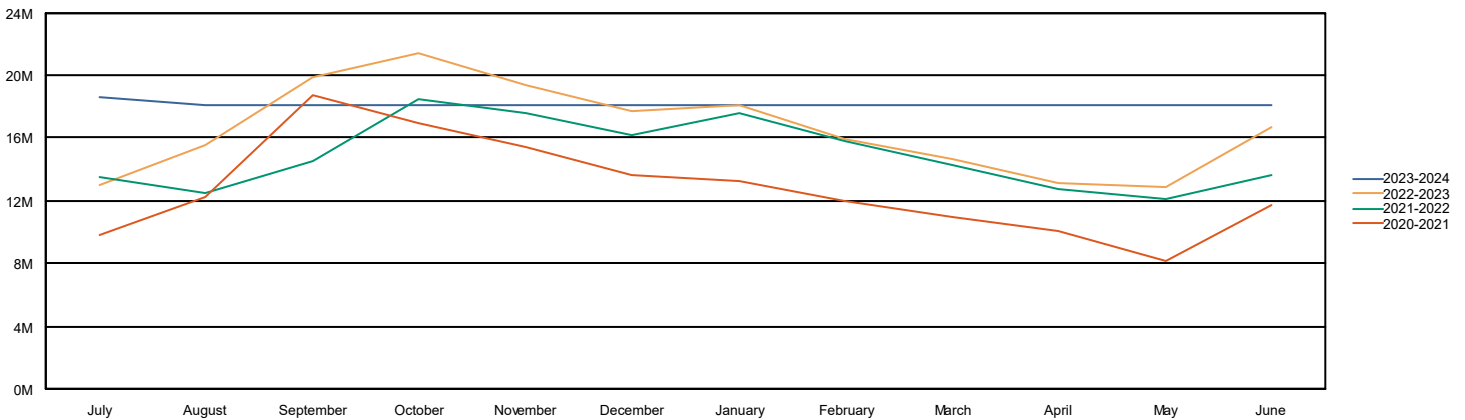


Table 13: Operations & Maint Fund Fund Balance

| Operations & Maint Fund Balance | Jul | Aug | Sep | Oct | Nov | Dec | Jan | Feb | Mar | Apr | May | Jun |
|---------------------------------|-----------|-----------|-----------|-----------|-----------|-----------|-----------|-----------|-----------|-----------|-----------|-----------|
| FY 2023-2024 | 3,711,337 | - | - | - | - | - | - | - | - | - | - | - |
| FY 2022-2023 | 4,585,402 | 6,319,666 | 7,307,539 | 7,677,682 | 7,428,244 | 6,888,598 | 6,629,308 | 6,403,371 | 6,111,361 | 5,920,559 | 6,328,164 | 3,246,199 |
| FY 2021-2022 | 5,310,410 | 5,245,008 | 5,670,229 | 6,546,693 | 6,344,108 | 6,569,792 | 6,299,224 | 5,999,020 | 5,679,385 | 5,425,342 | 5,510,661 | 5,915,245 |
| FY 2020-2021 | 4,092,316 | 4,561,587 | 5,697,879 | 5,531,218 | 5,347,790 | 5,109,184 | 5,184,750 | 4,977,082 | 4,720,507 | 4,687,672 | 4,302,571 | 4,853,856 |

Chart 13: Operations & Maint Fund Fund Balance

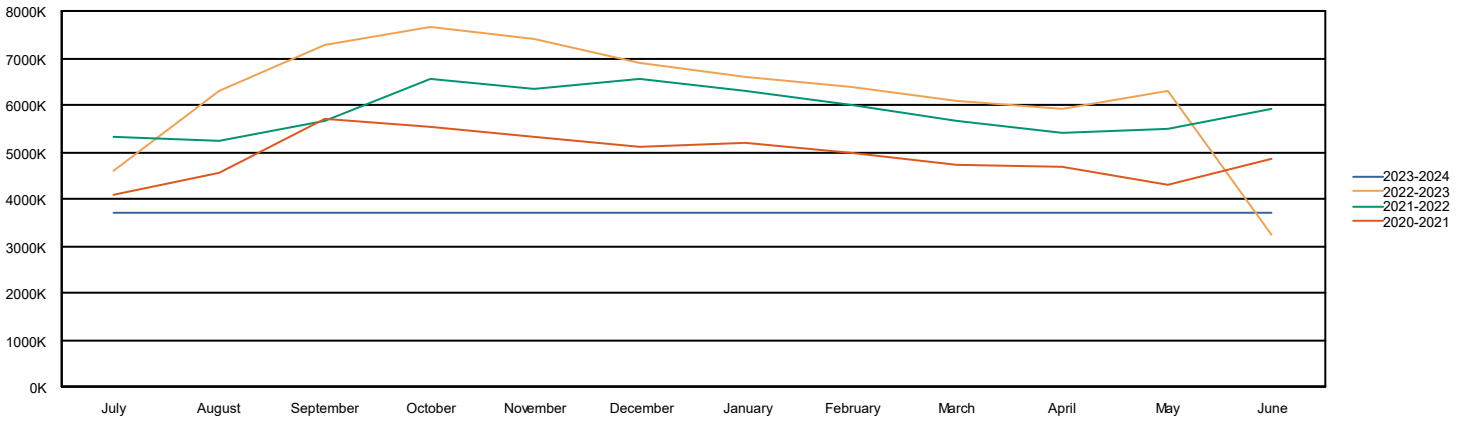


Table 14: Transportation Fund Fund Balance

| Transportation Fund Balance | Jul | Aug | Sep | Oct | Nov | Dec | Jan | Feb | Mar | Apr | May | Jun |
|-----------------------------|-----------|-----------|-----------|-----------|-----------|-----------|-----------|-----------|-----------|-----------|-----------|-----------|
| FY 2023-2024 | 2,426,041 | - | - | - | - | - | - | - | - | - | - | - |
| FY 2022-2023 | 4,476,150 | 4,953,968 | 5,367,290 | 5,565,238 | 5,343,415 | 5,105,783 | 5,327,411 | 5,148,291 | 4,985,176 | 5,164,304 | 5,048,101 | 2,367,958 |
| FY 2021-2022 | 4,986,229 | 4,794,301 | 4,909,083 | 5,419,930 | 5,251,598 | 5,086,340 | 5,178,897 | 4,973,216 | 4,754,917 | 4,789,435 | 4,679,735 | 4,783,863 |
| FY 2020-2021 | 3,393,923 | 3,863,844 | 4,482,204 | 4,670,516 | 4,507,143 | 4,369,358 | 4,662,506 | 4,563,829 | 4,425,126 | 4,625,902 | 4,462,825 | 4,507,711 |

Chart 14: Transportation Fund Fund Balance

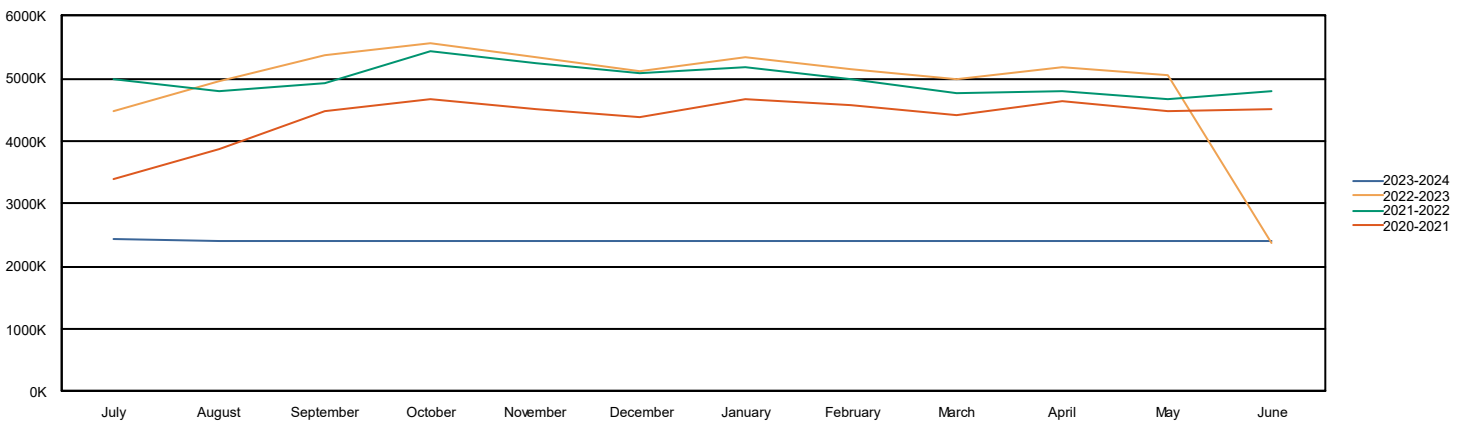


Table 15: Working Cash Fund Fund Balance

| Working Cash Fund Balance | Jul | Aug | Sep | Oct | Nov | Dec | Jan | Feb | Mar | Apr | May | Jun |
|---------------------------|------------|------------|------------|------------|------------|------------|------------|------------|------------|------------|------------|------------|
| FY 2023-2024 | 10,738,024 | - | - | - | - | - | - | - | - | - | - | - |
| FY 2022-2023 | 16,402,041 | 16,567,431 | 9,839,078 | 9,951,830 | 9,984,476 | 10,007,347 | 10,030,886 | 10,066,886 | 10,119,488 | 10,156,547 | 10,259,276 | 10,524,577 |
| FY 2021-2022 | 15,594,578 | 15,631,321 | 15,763,868 | 15,983,343 | 16,011,675 | 16,033,009 | 16,035,262 | 16,035,464 | 16,036,253 | 16,038,551 | 16,085,435 | 16,340,895 |
| FY 2020-2021 | 14,709,927 | 14,855,958 | 15,158,785 | 15,179,349 | 15,187,091 | 15,192,840 | 15,235,673 | 15,243,019 | 15,245,683 | 15,255,082 | 15,276,419 | 15,464,710 |

Chart 15: Working Cash Fund Fund Balance


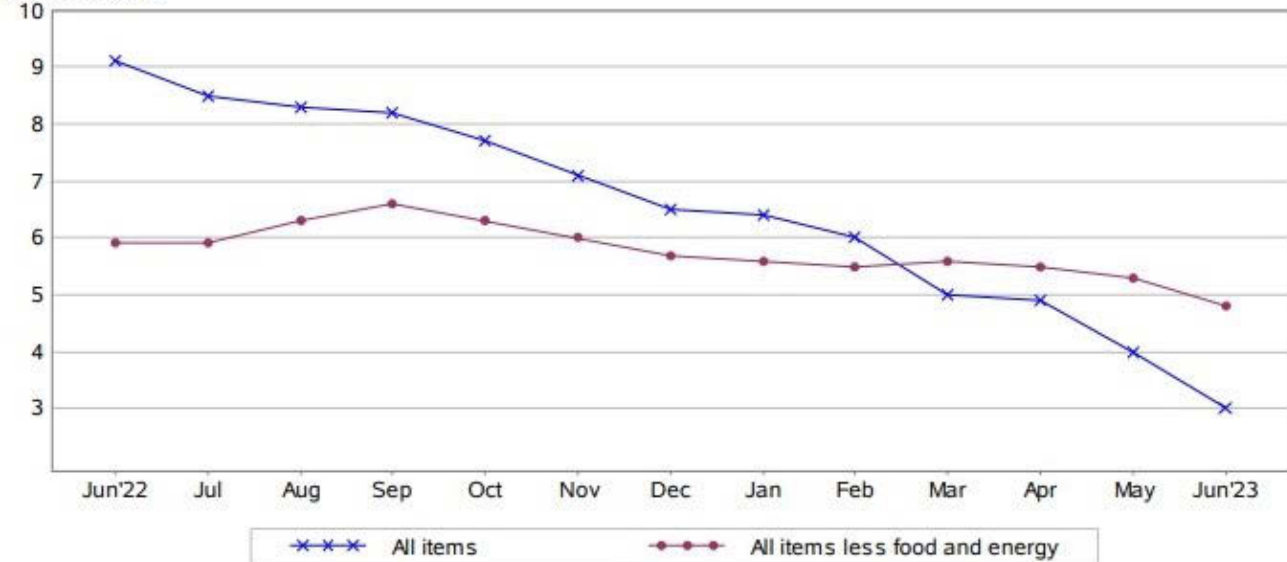


Chart 16: CPI Data form BLS

Chart 2. 12-month percent change in CPI for All Urban Consumers (CPI-U), not seasonally adjusted, June 2022 - June 2023



Invoice Listing

COUNTY OF GRUNDY SCHOOL DIST 111

| Vendor | PO Number | Invoice Number | Batch | Description | Invoice Date | Check Number | Net Amount | |
|---|------------|--------------------|-------|------------------------------|--------------|---------------------------|------------------|----------------------|
| ABM | | 100000135698 | DFC | Custodial Services | 07/20/2023 | | 57,413.58 | |
| Detail Description | | | | Detail Account | | Accounting Percent | | Detail Amount |
| Custodial Services | | | | 20 E 2540 3900 00 302 000001 | | 100.0000% | | 57,413.58 |
| Total for ABM: | | | | | | | 57,413.58 | |
| Albertsons / Safeway | | 433505-07263-3730 | DFC | Supplies | 07/26/2023 | | 29.26 | |
| Detail Description | | | | Detail Account | | Accounting Percent | | Detail Amount |
| Board Supplies | | | | 10 E 2310 4100 00 300 000000 | | 100.0000% | | 29.26 |
| Albertsons / Safeway | | 80258-071323-3730 | DFC | Supplies | 08/07/2023 | | 17.34 | |
| Detail Description | | | | Detail Account | | Accounting Percent | | Detail Amount |
| Supplies | | | | 10 E 2410 4100 00 300 000001 | | 100.0000% | | 17.34 |
| Albertsons / Safeway | | 809738-072723-3730 | DFC | Supplies | 07/27/2023 | | 59.88 | |
| Detail Description | | | | Detail Account | | Accounting Percent | | Detail Amount |
| Supplies | | | | 11 E 1999 4100 70 300 900001 | | 100.0000% | | 59.88 |
| Total for Albertsons / Safeway: | | | | | | | 106.48 | |
| Aluminum Athletic Equipment Co. | 1032300652 | INV-112042 | DFC | Track equipment | 08/01/2023 | | 360.00 | |
| Detail Description | | | | Detail Account | | Accounting Percent | | Detail Amount |
| Nuron replacement board (8"), non-slip | | | | 10 E 1500 5400 30 300 000005 | | 100.0000% | | 360.00 |
| Total for Aluminum Athletic Equipment Co.: | | | | | | | 360.00 | |
| Amazon Capital Services, Inc. | | 199-K-DCKR-VGK6 | DFC | Promotions & Discounts | 08/08/2023 | | -4.77 | |
| Detail Description | | | | Detail Account | | Accounting Percent | | Detail Amount |
| Promotions & Discounts | | | | 10 E 1130 4100 00 300 000000 | | 100.0000% | | -4.77 |
| Amazon Capital Services, Inc. | | 1KXV-TRQQ-74PJ | DFC | Promotions & Discounts | 07/25/2023 | | -6.43 | |
| Detail Description | | | | Detail Account | | Accounting Percent | | Detail Amount |
| Promotions & Discounts | | | | 11 E 1999 4100 70 300 900048 | | 100.0000% | | -6.43 |
| Amazon Capital Services, Inc. | | 1WQK-R1Q1-1CKW | DFC | Refund 3D Cloud Decorations | 08/01/2023 | | -53.60 | |
| Detail Description | | | | Detail Account | | Accounting Percent | | Detail Amount |
| Refund 3D Cloud Decorations | | | | 11 E 1999 4100 70 300 900048 | | 100.0000% | | -53.60 |

Invoice Listing

COUNTY OF GRUNDY SCHOOL DIST 111

| Vendor | PO Number | Invoice Number | Batch | Description | Invoice Date | Check Number | Net Amount |
|-------------------------------|------------|----------------|-------|--------------------------|--------------|--------------|------------|
| Amazon Capital Services, Inc. | 0002400013 | 1KXV-TRQQ-74PJ | DFC | Business Office Supplies | 07/25/2023 | | 71.15 |

| Detail Description | Detail Account | Accounting Percent | Detail Amount |
|--|------------------------------|--------------------|---------------|
| Officemate Small Binder Clips, Black, 12 Boxes of 1 Dozen Each (144 Total) (99020) | 10 E 2525 4100 00 300 000000 | 100.0000% | 7.83 |
| Amazon Basics 1/3-Cut Tab, Assorted Positions File Folders, Letter Size, Manila - Pack of 100 | 10 E 2525 4100 00 300 000000 | 100.0000% | 21.46 |
| 32 Pack Lined Sticky Notes 3x3, Lined Sticky Notes Bright Ruled Post Stickies Sticky Notes Self Adhesive Memo Papers with Lines for Office, Home, School, Meeting (LJ010) | 10 E 2525 4100 00 300 000000 | 100.0000% | 18.99 |
| HERKKA Extra Capacity Hanging File Folders, 30 Pack Reinforced Letter Size Hanging Folders with Heavy Duty 2 Inch Expansion, Designed for Bulky Files, Medical Charts, Green | 10 E 2525 4100 00 300 000000 | 100.0000% | 22.87 |

30

Invoice Listing

COUNTY OF GRUNDY SCHOOL DIST 111

| Vendor | PO Number | Invoice Number | Batch | Description | Invoice Date | Check Number | Net Amount |
|-------------------------------|------------|----------------|-------|--|------------------------------|--------------------|---------------|
| Amazon Capital Services, Inc. | 0002400016 | 1XF-WQ3Y-KT1M | DFC | Deans Secretary Supplies | 08/01/2023 | | 112.48 |
| | | | | Detail Description | Detail Account | Accounting Percent | Detail Amount |
| | | | | SHARPIE Retractable Highlighters, Chisel Tip, Assorted, 8 Count | 10 E 1130 4100 00 300 000000 | 100.0000% | 9.47 |
| | | | | Paper Mate Flair Felt Tip Pens, Medium Point (0.7mm), Assorted Colors, 12 Count | 10 E 1130 4100 00 300 000000 | 100.0000% | 10.47 |
| | | | | Fiskars SoftGrip Scissors - Contoured Performance All Purpose - 8" Stainless Steel - Straight Paper Scissors for Office, and Arts and Crafts - Grey | 10 E 1130 4100 00 300 000000 | 100.0000% | 6.48 |
| | | | | Post-it Pop-up Notes Dispenser, 3x3 in, Black Base Clear Top, Pack includes dispenser and a 45-Sheet Pad of Pop-up Notes (WD-330-BK) 1.0 Count | 10 E 1130 4100 00 300 000000 | 100.0000% | 7.59 |
| | | | | Paper Mate InkJoy Gel Pens Medium Point (0.7mm) Capped, 8 Count, Black (2022996) | 10 E 1130 4100 00 300 000000 | 100.0000% | 17.76 |
| | | | | 1200 Pieces Page Markers Sticky Index Tabs, Arrow Flag Tabs Colored Sticky Notes for Page Marker Bookmarks [10 Primary Colors, 3 Designs] Sticks Securely, Removes Cleanly | 10 E 1130 4100 00 300 000000 | 100.0000% | 8.70 |
| | | | | Sooez 2 Pack Plastic Clip Boards 8.5x11, Clipboard with Pen Holder and Low Profile Clip, Nursing Clipboard, Letter Size / A4 Cute Clipboard for Kids, School, Women, Holds Letter Size/ A4 Papers, Green | 10 E 1130 4100 00 300 000000 | 100.0000% | 31 10.98 |
| | | | | DALTACK 3 Tier Paper Tray, Mesh Paper Organizer for Desk, Metal Letter Tray Desk File Organizer with 1 Upper Display Shelf for Home Office Supplies, Black | 10 E 1130 4100 00 300 000000 | 100.0000% | 19.66 |
| | | | | 4 Pack of Legal Pad Writing Pads 5" x 8" Notepad 80gsm Recycled Paper Small Legal Pads 25 Lines Note Pads Perforated Legal Pads 120 Sheets Single-Sided Printed Legal Pads for School, College, Office | 10 E 1130 4100 00 300 000000 | 100.0000% | 6.39 |
| | | | | (8 Pack) Pop-up Sticky Notes 3x3 Inches, 8 Bright Colors Super Sticky Notes, Clean Removal, Recyclable, 84 Sheets/pad | 10 E 1130 4100 00 300 000000 | 100.0000% | 7.99 |
| | | | | Otylzto 120Pcs Binder Clips Assorted Size, Office Clips with Clear Storage Container, Bulldog Clips, Paper Clips, Office Supplies | 10 E 1130 4100 00 300 000000 | 100.0000% | 6.99 |

Invoice Listing

COUNTY OF GRUNDY SCHOOL DIST 111

| Vendor | PO Number | Invoice Number | Batch | Description | Invoice Date | Check Number | Net Amount |
|---|------------|------------------------------|-------|---|--------------|----------------------|------------|
| Amazon Capital Services, Inc. | 0002400018 | 199-K-DCKR-VGK6 | DFC | Whiteboards | 08/08/2023 | | 155.38 |
| Detail Description | | Detail Account | | Accounting Percent | | Detail Amount | |
| XBoard Magnetic Whiteboard 48 x 36, White Board/Dry Erase Board with Detachable Marker Tray, Black Aluminium Frame | | 20 E 2540 4100 00 302 000000 | | 100.0000% | | 66.49 | |
| XBoard Magnetic Calendar Whiteboard 48" x 36" - 2 Month Calendar Dry Erase Board, White Board + Colorful Calendar Board, Silver Aluminium Framed Monthly Planning Board | | 20 E 2540 4100 00 302 000000 | | 100.0000% | | 88.89 | |
| Amazon Capital Services, Inc. | 1002400004 | 1KXV-TRQQ-74PJ | DFC | Sign Holders | 07/25/2023 | | 418.56 |
| Detail Description | | Detail Account | | Accounting Percent | | Detail Amount | |
| GUOHONG Heavy Duty Sign Stand Adjustable 8.5 x 11 Inch Sign Holder Aluminum Snap Open Frame Floor Poster Stand Vertical Horizontal Black | | 10 E 2410 4100 00 300 000000 | | 50.0000% | | 209.28 | |
| GUOHONG Heavy Duty Sign Stand Adjustable 8.5 x 11 Inch Sign Holder Aluminum Snap Open Frame Floor Poster Stand Vertical Horizontal Black | | 10 E 2410 4100 00 302 000000 | | 50.0000% | | 209.28 | |
| Amazon Capital Services, Inc. | 1022400013 | 1KXV-TRQQ-74PJ | DFC | Items for Room 128 Lab, replacement monitors, and double sided tape for mounting mini desktops to back of monitors. | 07/25/2023 | | 438.78 |
| Detail Description | | Detail Account | | Accounting Percent | | Detail Amount | |
| Sceptre E275W-19203R 27 inch 1080P LED Monitor 99% sRGB 2X HDMI VGA Build-In Speakers, Machine Black (E275W-19203R series) | | 10 E 2225 4100 00 300 000000 | | 100.0000% | | 438.78 | |
| Amazon Capital Services, Inc. | 1022400013 | 1XF-WQ3Y-KT1M | DFC | Items for Room 128 Lab, replacement monitors, and double sided tape for mounting mini desktops to back of monitors. | 08/01/2023 | | 47.74 |
| Detail Description | | Detail Account | | Accounting Percent | | Detail Amount | |
| 3M 799198554562 10' X 1" Black Scotch Extreme Fasteners | | 10 E 2225 4100 00 300 000000 | | 100.0000% | | 47.74 | |

Invoice Listing

COUNTY OF GRUNDY SCHOOL DIST 111

| Vendor | PO Number | Invoice Number | Batch | Description | Invoice Date | Check Number | Net Amount |
|--|------------|------------------------------|-------|--|----------------------|--------------|------------|
| Amazon Capital Services, Inc. | 1022400017 | 1KXV-TRQQ-74PJ | DFC | Supplies for summer projects | 07/25/2023 | | 206.20 |
| Detail Description | | Detail Account | | Accounting Percent | Detail Amount | | |
| External CD/DVD Drive for Laptop USB 3.0 CD/DVD Player Portable CD DVD +/-RW Burner DVD/CD ROM Reader Rewriter Writer Disk Drive Compatible with Laptop Desktop PC Windows Apple Mac Pro MacBook | | 10 E 2225 4100 00 300 000000 | | 100.0000% | 82.76 | | |
| Presentation Clicker Wireless Presenter Remote USB Control Powerpoint PPT Clicker, Laser Pointer RF 2.4GHz Presenter Remote Google Slide Advancer Powerpoint Clicker for Computer/Laptop/Mac/Keynote | | 10 E 2225 4100 00 300 000000 | | 100.0000% | 55.84 | | |
| Highwings 4K High Speed HDMI Cable 1M/3.3FT, 4K@60Hz 18Gbps HDMI Braided HDMI Cord 30AWG 4K@60Hz Compatible 4K HDR,HDCP 2.2,Video 4K UHD 2160p,HD 1080p, 3D PS 3 4 PC Blu-ray ect | | 10 E 2225 4100 00 300 000000 | | 100.0000% | 67.60 | | |
| Amazon Capital Services, Inc. | 1022400019 | 1KXV-TRQQ-74PJ | DFC | Memo Holders for District Office and Chromebook Chargers for Student Purchasing During School Year | 07/25/2023 | | 504.29 |
| Detail Description | | Detail Account | | Accounting Percent | Detail Amount | | |
| Note Tower Monitor Document Paper Holder for Typing - Sticky Note Organizer - Mounts to Laptops & Desktop Monitors, Reduces Eye and Neck Strain - Black | | 10 E 2225 4100 00 300 000000 | | 100.0000% | 17.69 | | |
| Chromebook Charger for Lenovo Chromebook, (UL Safety Certified), USB C, 45W, Fast Charging | | 10 E 2225 4100 00 300 000000 | | 100.0000% | 486.60 | | |
| Amazon Capital Services, Inc. | 1022400020 | 1KXV-TRQQ-74PJ | DFC | Extension Cables for Registration and Drop in Ceiling for Projector in 181 | 07/25/2023 | | 319.99 |
| Detail Description | | Detail Account | | Accounting Percent | Detail Amount | | |
| Southwire 2408SW8804 14/3 SJTW ft Vinyl Outdoor All-Purpose Extension Cord Waterproof, 50', Red | | 10 E 2225 4100 00 300 000000 | | 100.0000% | 117.68 | | |
| VIVO Universal Adjustable 2 x 2 feet Drop Ceiling Projector Mount, Suspended Drop-in Ceiling Projection Mounting Kit, White, MOUNT-VP07DP | | 10 E 2225 4100 00 300 000000 | | 100.0000% | 118.79 | | |
| Power Strip, ALESTOR Surge Protector with 12 Outlets and 4 USB Ports, 6 Feet Extension Cord (1875W/15A), 2700 Joules, ETL Listed, Black | | 10 E 2225 4100 00 300 000000 | | 100.0000% | 83.52 | | |

Invoice Listing

COUNTY OF GRUNDY SCHOOL DIST 111

| Vendor | PO Number | Invoice Number | Batch | Description | Invoice Date | Check Number | Net Amount | |
|---|------------|-----------------|-------|---|--------------|---------------------------|------------|----------------------|
| Amazon Capital Services, Inc. | 1022400021 | 199-K-DCKR-VGK6 | DFC | HDMI adapters for classrooms for student presenatations | 08/08/2023 | | 284.60 | |
| Detail Description | | | | Detail Account | | Accounting Percent | | Detail Amount |
| Anker USB C to HDMI Adapter (4K@60Hz), 310 USB-C Adapter (4K HDMI), Aluminum, Portable, for MacBook Pro, Air, iPad Pro, Pixelbook, XPS, Galaxy, and More | | | | 10 E 2225 4100 00 300 000000 | | 100.0000% | | 284.60 |
| Amazon Capital Services, Inc. | 1022400022 | 199-K-DCKR-VGK6 | DFC | Power Strips for central | 08/08/2023 | | 70.32 | |
| Detail Description | | | | Detail Account | | Accounting Percent | | Detail Amount |
| Power Strip, ALESTOR Surge Protector with 12 Outlets and 4 USB Ports, 6 Feet Extension Cord (1875W/15A), 2700 Joules, ETL Listed, Black | | | | 10 E 2225 4100 00 300 000000 | | 100.0000% | | 70.32 |
| Amazon Capital Services, Inc. | 1022400023 | 199-K-DCKR-VGK6 | DFC | Room 125 supplies | 08/08/2023 | | 137.45 | |
| Detail Description | | | | Detail Account | | Accounting Percent | | Detail Amount |
| VIVO Universal Adjustable 2 x 2 feet Drop Ceiling Projector Mount, Suspended Drop-in Ceiling Projection Mounting Kit, White, MOUNT-VP07DP | | | | 10 E 2225 4100 00 300 000000 | | 100.0000% | | 118.79 |
| Amazon Basics RJ45 Cat 6 Ethernet Patch Cable, 10Gpbs High-Speed Cable, 250MHz, Snagless, 15 Foot, Black | | | | 10 E 2225 4100 00 300 000000 | | 100.0000% | | 34 18.66 |
| Amazon Capital Services, Inc. | 1042400003 | 199-K-DCKR-VGK6 | DFC | Kopdkes Professional Wireless Lavalier Microphone for iPhone iPad, Plug-Play 2.4G Ultra-Low Delay-Built-in Noise Reduction Chip-Lapel Microphone for Video Recording, Interview, Podcast, Vlog, YouTube | 08/08/2023 | | 12.99 | |
| Detail Description | | | | Detail Account | | Accounting Percent | | Detail Amount |
| Kopdkes Professional Wireless Lavalier Microphone for iPhone iPad, Plug-Play 2.4G Ultra-Low Delay-Built-in Noise Reduction Chip-Lapel Microphone for Video Recording, Interview, Podcast, Vlog, YouTube | | | | 10 E 1500 4100 70 000 000001 | | 100.0000% | | 12.99 |

Invoice Listing

COUNTY OF GRUNDY SCHOOL DIST 111

| Vendor | PO Number | Invoice Number | Batch | Description | Invoice Date | Check Number | Net Amount |
|-------------------------------|------------|-----------------|-------|-----------------|--------------|--------------|------------|
| Amazon Capital Services, Inc. | 1042400005 | 199-K-DCKR-VGK6 | DFC | Bulletin Boards | 08/08/2023 | | 125.52 |

| Detail Description | Detail Account | Accounting Percent | Detail Amount |
|---|------------------------------|--------------------|---------------|
| Fadeless Bulletin Board Paper, Fade-Resistant Paper for Classroom Decor, 48" x 12', Night Sky, 1 Roll | 10 E 1500 4100 70 300 000007 | 100.0000% | 18.97 |
| 89 Pieces Industrial Cafe Bulletin Board Set Coffeehouse Themed Bulletin Board Industrial Cafe Classroom Decor Bulletin Board Themed Sets Coffee Classroom Decor for Classroom Home (Classic Style) | 10 E 1500 4100 70 300 000007 | 100.0000% | 9.99 |
| 16 Pcs 3D Cloud Decorations Hanging Clouds for Ceiling Artificial Clouds Props Fake Cloud Ornaments Wall Decor Clouds Imitation Decorations Baby Shower Ceiling Party Nursery Children Room Art Wedding | 10 E 1500 4100 70 300 000007 | 100.0000% | 10.99 |
| 90 Pcs Holographic Bulletin Board Borders Self Stick Scalloped Border Trim Bulletin Trimmers Straight Bulletin Board Decorations for School Classroom Office Home Party Favors Gifts (Iridescent) | 10 E 1500 4100 70 300 000007 | 100.0000% | 12.99 |
| Cloud Cut-outs, 12-Pack Table Topper Double-sided Birthday Baby Shower Party Decorations | 10 E 1500 4100 70 300 000007 | 100.0000% | 43.60 35 |
| Junkin 60 Pieces Coffee Cup Classroom Bulletin Board Cutouts Industrial Cafe Classroom Decor Schools Out Decorations Coffee Cup Cutouts for Bulletin Board Coffee Themed Cutouts | 10 E 1500 4100 70 300 000007 | 100.0000% | 11.99 |
| Colarr 216 Pcs Glitter Bulletin Board Letters for Classroom Numbers Alphabet Poster Board Letters with Adhesive Dots Punctuation Symbols Cutout Bulletin Board Display Home School Decor (Silver) | 10 E 1500 4100 70 300 000007 | 100.0000% | 16.99 |

| | | | | | | | |
|-------------------------------|------------|-----------------|-----|---|------------|--|--------|
| Amazon Capital Services, Inc. | 1062400002 | 199-K-DCKR-VGK6 | DFC | 3M strips, for classroom wall coverings | 08/08/2023 | | 942.90 |
|-------------------------------|------------|-----------------|-----|---|------------|--|--------|

| Detail Description | Detail Account | Accounting Percent | Detail Amount |
|---|------------------------------|--------------------|---------------|
| Command Large Picture Hanging Strips, Damage Free Hanging Picture Hangers, No Tools Wall Strips for Living Spaces, 14 White Adhesive Strip Pairs(28 Strips) | 20 E 2540 4100 00 300 000000 | 100.0000% | 255.40 |
| Command GP067-16NA Small Wire, 16-Hooks, 24-Strips, Organize Damage-Free, Count | 20 E 2540 4100 00 300 000000 | 100.0000% | 687.50 |

Invoice Listing

COUNTY OF GRUNDY SCHOOL DIST 111

| Vendor | PO Number | Invoice Number | Batch | Description | Invoice Date | Check Number | Net Amount |
|---|------------|------------------------------|-------|-------------------------------------|--------------|----------------------|------------|
| Amazon Capital Services, Inc. | 1082400007 | 1KXV-TRQQ-74PJ | DFC | Curriculum and Instruction Supplies | 07/25/2023 | | 31.58 |
| Detail Description | | Detail Account | | Accounting Percent | | Detail Amount | |
| Our Iceberg Is Melting: Changing and Succeeding Under Any Conditions | | 10 E 2210 4000 00 300 000000 | | 100.0000% | | 14.39 | |
| Shifting the Monkey: The Art of Protecting Good People From Liars, Criers, and Other Slackers (A book on school leadership and teacher performance) | | 10 E 2210 4000 00 300 000000 | | 100.0000% | | 17.19 | |
| Amazon Capital Services, Inc. | 1082400008 | 199-K-DCKR-VGK6 | DFC | Supplies | 08/08/2023 | | 49.07 |
| Detail Description | | Detail Account | | Accounting Percent | | Detail Amount | |
| StoreSMART - Rigid Print Protectors 5-Pack - 8 1/2" x 11" - Top Loaders - HPP812X11-5 | | 10 E 1130 4100 00 300 000002 | | 100.0000% | | 15.89 | |
| Office Depot Sliding Bar Report Covers, Clear/White, Pack Of 100, 78481 | | 10 E 1130 4100 00 300 000002 | | 100.0000% | | 27.79 | |
| KTRIO Sheet Protectors 8.5 x 11 inch Clear Page Protectors for 3 Ring Binder, Plastic Sleeves for Binders, Top Loading Paper Protector Letter Size, 50 Pack | | 10 E 1130 4100 00 300 000002 | | 100.0000% | | 5.39 | |
| | | | | | | 36 | |

Invoice Listing

COUNTY OF GRUNDY SCHOOL DIST 111

| Vendor | PO Number | Invoice Number | Batch | Description | Invoice Date | Check Number | Net Amount |
|-------------------------------|------------|----------------|-------|---|--------------|--------------|------------|
| Amazon Capital Services, Inc. | 1092400005 | 1KXV-TRQQ-74PJ | DFC | Supplies for sewing classes at south campus | 07/25/2023 | | 377.71 |

| Detail Description | Detail Account | Accounting Percent | Detail Amount |
|--|------------------------------|--------------------|---------------|
| SINGER 00561 8-1/2-Inch ProSeries Heavy Duty Bent Sewing Scissors,Teal | 10 E 1420 4100 09 300 000000 | 100.0000% | 44.70 |
| Made By Me Craft Loops Refill By Horizon Group Usa, Includes 3.5 Oz Of Weaving Loom Loops In 7 Vibrant Colors, Multicolored | 10 E 1420 4100 09 300 000000 | 100.0000% | 16.94 |
| Made By Me Easy Steps Weaving Loom — Beginner Loom — DIY Potholders — Weaving Loom For Kids Ages 5 And Up | 10 E 1420 4100 09 300 000000 | 100.0000% | 191.76 |
| Felt Fabric Misscrafts 28pcs 12" x 8" (30cm x 20cm) 1.4mm Thick Soft Felt Nonwoven Fabric Sheet Pack DIY Craft Patchwork Sewing Square Assorted Colors with Thread Bag | 10 E 1420 4100 09 300 000000 | 100.0000% | 64.80 |
| UCEC 12 Packs Yarn Scissors Fabric Scissors Embroidery Scissors, Mini Small Snips Trimming Nipper, Great for Stitch,DIY Supplie | 10 E 1420 4100 09 300 000000 | 100.0000% | 14.55 |
| INSCRAFT 403 Pack Embroidery Floss Set, 250 Colors Cross Stitch Friendship Bracelet Thread with 153 Pcs Cross Stitch Tool, 4-Tier Transparent Box for Storage | 10 E 1420 4100 09 300 000000 | 100.0000% | 32.99 |
| Lint Rollers 800 Sheets Lint Remover for Pet Hair, Couch, Clothes Furniture, and Carpet | 10 E 1420 4100 09 300 000000 | 100.0000% | 37 11.97 |

| | | | | | | | |
|-------------------------------|------------|---------------|-----|---|------------|--|-------|
| Amazon Capital Services, Inc. | 1092400005 | 1XF-WQ3Y-KT1M | DFC | Supplies for sewing classes at south campus | 08/01/2023 | | 39.58 |
|-------------------------------|------------|---------------|-----|---|------------|--|-------|

| Detail Description | Detail Account | Accounting Percent | Detail Amount |
|---|------------------------------|--------------------|---------------|
| Fairfield PF-5 Poly-Fil Premium Fiber , White | 10 E 1420 4100 09 300 000000 | 100.0000% | 39.58 |

Invoice Listing

COUNTY OF GRUNDY SCHOOL DIST 111

| Vendor | PO Number | Invoice Number | Batch | Description | Invoice Date | Check Number | Net Amount |
|-------------------------------|------------|----------------|-------|--------------------------------|--------------|--------------|------------|
| Amazon Capital Services, Inc. | 1092400006 | 1KXV-TRQQ-74PJ | DFC | Sewing supplies central campus | 07/25/2023 | | 145.69 |

| Detail Description | Detail Account | Accounting Percent | Detail Amount |
|--|------------------------------|--------------------|---------------|
| Fairfield PF-5 Poly-Fil Premium Fiber , White | 10 E 1420 4100 09 300 000000 | 100.0000% | 19.79 |
| SINGER 00561 8-1/2-Inch ProSeries Heavy Duty Bent Sewing Scissors,Teal | 10 E 1420 4100 09 300 000000 | 100.0000% | 44.70 |
| Made By Me Craft Loops Refill By Horizon Group Usa, Includes 3.5 Oz Of Weaving Loom Loops In 7 Vibrant Colors, Multicolored | 10 E 1420 4100 09 300 000000 | 100.0000% | 16.94 |
| Felt Fabric Misscrafts 28pcs 12" x 8" (30cm x 20cm) 1.4mm Thick Soft Felt Nonwoven Fabric Sheet Pack DIY Craft Patchwork Sewing Square Assorted Colors with Thread Bag | 10 E 1420 4100 09 300 000000 | 100.0000% | 27.32 |
| New brothread 2X60 Spools Wooden Thread Rack/Thread Holder Organizer with Hanging Hooks for Embroidery Quilting and Sewing Threads | 10 E 1420 4100 09 300 000000 | 100.0000% | 22.39 |
| UCEC 12 Packs Yarn Scissors Fabric Scissors Embroidery Scissors, Mini Small Snips Trimming Nipper, Great for Stitch,DIY Supplie | 10 E 1420 4100 09 300 000000 | 100.0000% | 14.55 |

38

Invoice Listing

COUNTY OF GRUNDY SCHOOL DIST 111

| Vendor | PO Number | Invoice Number | Batch | Description | Invoice Date | Check Number | Net Amount |
|-------------------------------|------------|----------------|-------|------------------------------------|--------------|--------------|------------|
| Amazon Capital Services, Inc. | 1092400008 | 1KXV-TRQQ-74PJ | DFC | Welding supplies to start the year | 07/25/2023 | | 878.60 |

| Detail Description | Detail Account | Accounting Percent | Detail Amount |
|--|------------------------------|--------------------|---------------|
| Forney 72398 Bench Grinding Wheel, Vitrified with 1-Inch Arbor, 36-Grit, 8-Inch-by-1-Inch | 10 E 1400 4100 10 300 000001 | 100.0000% | 63.78 |
| 3M Safety Glasses, Virtua, 100/Pack, ANSI Z87, Clear Hard Coat Lens, Clear Frame | 10 E 1400 4100 10 300 000001 | 100.0000% | 454.47 |
| Benchmark Abrasives 4.5" x 7/8" Premium High-Density Jumbo Zirconia Type 29 Flap Discs for Sanding, Stock and Rust Removal, Finishing, Grinding, Deburring (10 Pack) - 60 Grit | 10 E 1400 4100 10 300 000001 | 100.0000% | 93.08 |
| Sputtar 6pcs 25lbs Welding Magnet, Heavy Duty Welding Magnets and Clamps, Magnetic Welding Holder Strong Welding Accessories And Tools, Arc Welding Electrode Holder 45, 90, 135 Degree Angle Magnet | 10 E 1400 4100 10 300 000001 | 100.0000% | 15.19 |
| amoolo 1/4" Cobalt Drill Bit(10pcs), M35 HSS Metal Drill Bit Set for Hard Metal, Stainless Steel, Cast Iron Box of 10 | 10 E 1400 4100 10 300 000001 | 100.0000% | 44.07 |
| EZARC Cut Off Wheel 25 Pack, 4.5" x .045" x 7/8" Cutting Wheel, Metal & Stainless Steel Cutting Disc for Angle Grinder | 10 E 1400 4100 10 300 000001 | 100.0000% | 95.88 |
| Aquilius 48 Bulk Pack Safety Glasses Over Eyeglasses (Anti-Fog & Scratch Resistant) Crystal Clear Eye Protection - OTG Safety Goggles | 10 E 1400 4100 10 300 000001 | 100.0000% | 39 83.35 |
| 4 Pack Knotted Wire Wheel Brush for Angle Grinders, WENORA Wire Brush for 4 1/2 Angle Grinder with 5/8 Inch Threaded Arbor, with 5/8 Inch Arbor for Heavy Cleaning Rust, for Grinder | 10 E 1400 4100 10 300 000001 | 100.0000% | 28.78 |

Invoice Listing

COUNTY OF GRUNDY SCHOOL DIST 111

| Vendor | PO Number | Invoice Number | Batch | Description | Invoice Date | Check Number | Net Amount |
|-------------------------------|------------|-----------------|-------|--------------------------------|--------------|--------------|------------|
| Amazon Capital Services, Inc. | 1092400009 | 199-K-DCKR-VGK6 | DFC | Supplies for Electricity class | 08/08/2023 | | 460.93 |

| Detail Description | Detail Account | Accounting Percent | Detail Amount |
|---|------------------------------|--------------------|---------------|
| Animals in Translation: Using the Mysteries of Autism to Decode Animal Behavior (A Harvest Book) | 10 E 1400 4100 10 300 000001 | 100.0000% | 9.99 |
| Animals Make Us Human: Creating the Best Life for Animals | 10 E 1400 4100 10 300 000001 | 100.0000% | 11.59 |
| Temple Grandin's Guide to Working with Farm Animals: Safe, Humane Livestock Handling Practices for the Small Farm | 10 E 1400 4100 10 300 000001 | 100.0000% | 14.48 |
| Elmer's Disappearing Purple School Glue Sticks, Washable, 7 Grams, 30 Count | 10 E 1400 4100 10 300 000001 | 100.0000% | 7.82 |
| Tough 1 Economy Halter, Black, Horse | 10 E 1400 4100 10 300 000001 | 100.0000% | 11.88 |
| Weaver Leather Livestock Goat Halter Blue, Medium | 10 E 1400 4100 10 300 000001 | 100.0000% | 13.07 |
| Trade Quest, Letter Size Clipboards, Low Profile Clip, Hardboard (Pack of 12) | 10 E 1400 4100 10 300 000001 | 100.0000% | 19.85 |
| GermJuice® Handwashing Training Kit B | 10 E 1400 4100 10 300 000001 | 100.0000% | 44.95 |
| E-Z Scrub Preoperative Surgical Scrub Brushes, 4% CHG 30/Box | 10 E 1400 4100 10 300 000001 | 100.0000% | 58.99 |
| Shappy 40 Pack Black Plastic Headband for Women 10 mm Hair Headband Plain with Teeth Bulk DIY Hair Accessories Headbands | 10 E 1400 4100 10 300 000001 | 100.0000% | 40 11.49 |
| Tattoo Pliers Kit Small, Marking Pliers, Farm, Livestock, Animal Identification | 10 E 1400 4100 10 300 000001 | 100.0000% | 57.80 |
| 12 Pcs Eye Mask Sleep Blindfold with Nose Pad and Elastic Strap for Travel Sleep, Game Sleeping, Black | 10 E 1400 4100 10 300 000001 | 100.0000% | 5.99 |
| 001-100 Cattle Ear Tags with Pliers Livestock Identify Kits for Cow(Yellow) | 10 E 1400 4100 10 300 000001 | 100.0000% | 26.09 |
| 862 Pieces Kids Art & Craft Supplies Set DIY Activities & Parties Pipe Cleaners Craft Set 200 Pcs Pipe Cleaners 454 Pcs Pom Poms 208 Pcs Wiggle Eyes Self Adhesive1 | 10 E 1400 4100 10 300 000001 | 100.0000% | 26.97 |
| Cotton Rope-64 feet 20m Multi-Function Natural Durable Long Rope (2 Pack of Medium Pink) | 10 E 1400 4100 10 300 000001 | 100.0000% | 19.99 |
| PerkHomy 90 ft 1/4 inch (7mm) Nylon Poly Rope Flag Pole Polypropylene Clothes Line Camping Utility Good for Tie Pull Swing Climb Knot (White) | 10 E 1400 4100 10 300 000001 | 100.0000% | 6.99 |
| QWORK Pig Ear Tag Pliers, 1 Pack Stainless Steel Animal Identify Tool for Pig Equipment Farm Animals | 10 E 1400 4100 10 300 000001 | 100.0000% | 12.44 |

Invoice Listing

COUNTY OF GRUNDY SCHOOL DIST 111

| Vendor | PO Number | Invoice Number | Batch | Description | Invoice Date | Check Number | Net Amount |
|--------------------|-----------|----------------|------------------------------|---|--------------------|--------------|---------------|
| Detail Description | | | | Detail Account | Accounting Percent | | Detail Amount |
| | | | 10 E 1400 4100 10 300 000001 | LYSIAN Ultra Soft Foam Earplugs Sleep - 38dB SNR Noise Cancelling Ear Plugs for Sleeping, Shooting, Snoring, Work Loud Sound Reduction- 60 Pairs Valued Pack,Purple | | | 8.00 |
| | | | 10 E 1400 4100 10 300 000001 | 150 Pieces Balsa Wood Sticks Hardwood Square Wooden Craft Dowel Rods Unfinished Balsa Wood Sheets 12 Inch Thin Wood Strips 1/4 Inch 1/8 Inch for Crafts DIY Projects Models Making Supplies | | | 33.98 |
| | | | 10 E 1400 4100 10 300 000001 | COSIMIXO 6-Pack Rainbow Colored Duct Tape 15 Yards x 2 Inch Heavy Duty, No Residue, Tear by Hand & Waterproof,Great for Packaging, Arts & Crafts, Color-Coding, and DIY Projects | | | 18.65 |
| | | | 10 E 1400 4100 10 300 000001 | 900 PCS Pom Poms, Multicolor Bulk Pom Poms Arts and Crafts, Soft and Fluffy Craft Pom Poms, Assorted Sizes Pompoms, for Arts and Craft Making Decorations | | | 13.98 |
| | | | 10 E 1400 4100 10 300 000001 | Darice 1000 Pcs Popsicle Stick, 4.5" Natural Wood Craft Sticks Supplies, Ice-Cream Stick Pop, Ages 3+ | | | 19.99 |
| | | | 10 E 1400 4100 10 300 000001 | Cost of shipping, not including shipping tax. | | | 5.95 |
| | | | | | | | 41 |

Invoice Listing

COUNTY OF GRUNDY SCHOOL DIST 111

| Vendor | PO Number | Invoice Number | Batch | Description | Invoice Date | Check Number | Net Amount |
|-------------------------------|------------|-----------------|-------|--|------------------------------|---------------------------|----------------------|
| Amazon Capital Services, Inc. | 1092400010 | 199-K-DCKR-VGK6 | DFC | electricity supply | 08/08/2023 | | 2,084.76 |
| | | | | Detail Description | Detail Account | Accounting Percent | Detail Amount |
| | | | | TBBSC 60W 110V Soldering Iron Kit - Adjustable Temperature, 5pcs Different Tips, Soldering Stand and Additional Solder Tube for Variesly Repaired Usage | 10 E 1400 4100 10 300 000001 | 100.0000% | 223.75 |
| | | | | WYCTIN 60-40 Tin Lead Rosin Core Solder Wire for Electrical Soldering and DIY 0.0236 inches(0.6mm) 0.11lbs | 10 E 1400 4100 10 300 000001 | 100.0000% | 35.96 |
| | | | | PKCELL 9V Dry Battery (100 Count)– Ultra Long-Lasting 9 Volt Carbon Zinc Battery, 3-Year Shelf Life, Leak-Proof 9V Battery for Smoke Detectors | 10 E 1400 4100 10 300 000001 | 100.0000% | 49.99 |
| | | | | VOGURTIME Soldering Project kit Solder Learning Practice for School Electronic Education, Great Fun Gift for Electronics Hobbyists and Trainer (D2-5 Smart Car Kit) | 10 E 1400 4100 10 300 000001 | 100.0000% | 113.76 |
| | | | | Amazon Basics 300-Pack AAA Alkaline Industrial Batteries, 1.5 Volt, 5-Year Shelf Life | 10 E 1400 4100 10 300 000001 | 100.0000% | 44.35 |
| | | | | Powermax 100-Count AA Batteries, Ultra Long Lasting Alkaline Battery, 10-Year Shelf Life, Recloseable Packaging 100 Count (Pack of 1) | 10 E 1400 4100 10 300 000001 | 100.0000% | 21.99 |
| | | | | 3D Christmas Tree Soldering Kit, Icstation DIY Soldering Practice Kit Spectrum Light Xmas Tree Soldering Assemble Kit for Teaching Learning STEM Educational | 10 E 1400 4100 10 300 000001 | 100.0000% | 350.70 |
| | | | | DIY Levitation Electronic Kit, Icstation Ultrasonic Suspension Standing Wave Controller DIY Learning Kit, Mini Acoustic Levitator for Scientific Teaching Experiment Technology Soldering Assembly Parts | 10 E 1400 4100 10 300 000001 | 100.0000% | 584.70 |
| | | | | HPYNPES DIY Practical Soldering Practice Kit Practice Learning Electronics Training Board | 10 E 1400 4100 10 300 000001 | 100.0000% | 239.70 |
| | | | | Yidab Soldering Practice Kit, 5in1 DIY Kits Small USA Flag SMD SMT Electronics Projects Soldering Kit Welding Skills Learn Soldering Kit for Beginners (03XGQ5-1) | 10 E 1400 4100 10 300 000001 | 100.0000% | 419.86 |
| Amazon Capital Services, Inc. | 1152400015 | 199-K-DCKR-VGK6 | DFC | Heritage Spanish II novel | 08/08/2023 | | 31.90 |
| | | | | Detail Description | Detail Account | Accounting Percent | Detail Amount |
| | | | | El libro de los americanos desconocidos / The Book of Unknown Americans (Spanish Edition) | 10 E 1130 4100 06 300 000000 | 100.0000% | 31.90 |

Invoice Listing

COUNTY OF GRUNDY SCHOOL DIST 111

| Vendor | PO Number | Invoice Number | Batch | Description | Invoice Date | Check Number | Net Amount |
|---|------------|------------------------------|-------|---------------------------|--------------|----------------------|------------|
| Amazon Capital Services, Inc. | 1152400015 | 1XF-WQ3Y-KT1M | DFC | Heritage Spanish II novel | 08/01/2023 | | 255.20 |
| Detail Description | | Detail Account | | Accounting Percent | | Detail Amount | |
| El libro de los americanos desconocidos / The Book of Unknown Americans (Spanish Edition) | | 10 E 1130 4100 06 300 000000 | | 100.0000% | | 255.20 | |
| Amazon Capital Services, Inc. | 1172300048 | 1KXV-TRQQ-74PJ | DFC | Books for South Campus | 07/25/2023 | | 18.99 |
| Detail Description | | Detail Account | | Accounting Percent | | Detail Amount | |
| Frontera | | 10 E 2222 4300 00 300 000000 | | 100.0000% | | 18.99 | |

Invoice Listing

COUNTY OF GRUNDY SCHOOL DIST 111

| Vendor | PO Number | Invoice Number | Batch | Description | Invoice Date | Check Number | Net Amount |
|-------------------------------|------------|----------------|-------|-----------------|--------------|--------------|------------|
| Amazon Capital Services, Inc. | 2042400001 | 1KXV-TRQQ-74PJ | DFC | HOMECOMING 2023 | 07/25/2023 | | 1,352.23 |

| Detail Description | Detail Account | Accounting Percent | Detail Amount |
|---|------------------------------|--------------------|---------------|
| Rust-Oleum 1910830 Specialty Metallic Leafing Spray Paint, 11 Ounce (Pack of 1), Gold | 11 E 1999 4100 70 300 900048 | 100.0000% | 19.56 |
| Dark Blue plastic table roll | 11 E 1999 4100 70 300 900048 | 100.0000% | 99.96 |
| Fairfield Poly Fil Premium Fiber Fill, 32-Ounce | 11 E 1999 4100 70 300 900048 | 100.0000% | 148.70 |
| Creative Converting Roll Plastic Table Cover, 100-Feet, Shimmering Silver - | 11 E 1999 4100 70 300 900048 | 100.0000% | 108.44 |
| 12-Pack Led Fairy String Lights Battery Starry String Lights 20 Tiny Lights On 3.5Ft Silver Wire for DIY Wedding Centerpiece, Mason Jar Craft, Christmas Tree, Garlands, Party Decoration (Warm White) | 11 E 1999 4100 70 300 900048 | 100.0000% | 33.57 |
| Bulk Assorted Fruit Candy - Starburst, Skittles, Swedish Fish, Air Heads, Jolly Rancher, Sour Punch, Sour Patch Kids, Haribo Gold-Bears Gummi Bears & Twizzlers (32 Oz Variety Pack) | 11 E 1999 4100 70 300 900048 | 100.0000% | 74.97 |
| Glitter Star Garland Banner Decoration, 130 Feet Bright Gold Star Hanging Bunting Banner Backdrop for Engagement Wedding Baby Shower Birthday Christmas Party Decor (Gold) | 11 E 1999 4100 70 300 900048 | 100.0000% | 103.92 |
| PLlieay 100 Pieces 5 Sizes White Foam Balls Polystyrene Craft Balls Art Decoration Foam Balls for DIY Art Craft, School Projects and Easter Party Decoration | 11 E 1999 4100 70 300 900048 | 100.0000% | 81.48 |
| Anderson's Homecoming King and Queen Sashes, 2 Pack Black Sash with Gold Imprint 72 Inches x 3 Inches | 11 E 1999 4100 70 300 900048 | 100.0000% | 29.99 |
| Hallmark Thank You Cards Assortment, Colorful Thanks (48 Cards with Envelopes) for Graduation, Birthday, Bridal Showers and More | 11 E 1999 4100 70 300 900048 | 100.0000% | 21.98 |
| Allenjoy Twinkle Twinkle Littler Star Backdrops Galaxy Starry Sky Cloud Baby Children Kids Birthday Baby Shower Party Decor Banner Newborn Portrait Photo Booth Studio Photography Background 7x5ft | 11 E 1999 4100 70 300 900048 | 100.0000% | 33.98 |
| 50 Pieces Yellow Star Stress Ball Mini Foam Star Stress Relief Toy for School Carnival, Small Game Prizes, Party Decoration | 11 E 1999 4100 70 300 900048 | 100.0000% | 175.41 |
| Glow in The Dark Stars for Ceiling,1078 Pcs,Star Decorations for Bedroom,Kids Boys Girls Room Decor,Cool Things for Your Room,Wall Stickers for Bedroom,Play Room,Living Room,Wall Decorations,Baby Room Decor,Best Birthday Gift | 11 E 1999 4100 70 300 900048 | 100.0000% | 22.38 |

Invoice Listing

COUNTY OF GRUNDY SCHOOL DIST 111

| Vendor | PO Number | Invoice Number | Batch | Description | Invoice Date | Check Number | Net Amount | | |
|---|------------|-----------------|-------|--|------------------------------|--------------|-----------------------|---------------------------|----------------------|
| | | | | Detail Description | | | Detail Account | Accounting Percent | Detail Amount |
| | | | | Classic Silicone Wristbands 1/2" Fully Customizable Add a Message Choose Your Colors Perfect for Fundraisers, Promotions and Awareness | 11 E 1999 4100 70 300 900048 | | 100.0000% | 123.00 | |
| | | | | 40 Pairs Disposable Spa Slippers Non Slip Closed Toe Hotel Slippers Fluffy Disposable House Slippers White Disposable Slippers Unisex Guest Slippers Shoes for Men Women Home Hotel Wedding Supplies | 11 E 1999 4100 70 300 900048 | | 100.0000% | 39.99 | |
| | | | | 7x5FT Soft Fabric/Polyester Night Sky Star Universe Space Starry Photography Backdrops Kids Boy or Girl Birthday Party Decor Photo Background Banner | 11 E 1999 4100 70 300 900048 | | 100.0000% | 11.34 | |
| | | | | HyDren 30 Pieces Plush Bears Bulk, Stuffed Bears, Small Bear Animals with Bow Tie Toys for Birthday Baby Shower Graduation Christmas Party Favor Gift (White, Brown, Dark 10 Inch) | 11 E 1999 4100 70 300 900048 | | 100.0000% | 105.58 | |
| | | | | Wesiti 20 Pieces Pillow Inserts 18x18 Inch Hypoallergenic Throw Pillows Foam Square Decorative Pillow Filler Lightweight White Cushion Stuffer for Sofa, Couch, Bed and Living Room Decor | 11 E 1999 4100 70 300 900048 | | 100.0000% | 97.99 | |
| | | | | Exquisite 12-Pack Premium Plastic 84-Inch Round Tablecloth - Silver | 11 E 1999 4100 70 300 900048 | | 100.0000% | 19.99 45 | |
| Amazon Capital Services, Inc. | 2042400002 | 1KXV-TRQQ-74PJ | DFC | Bulletin Board Roll | 07/25/2023 | | 131.52 | | |
| | | | | Detail Description | | | Detail Account | Accounting Percent | Detail Amount |
| | | | | Teacher Created Resources Clouds Better Than Paper Bulletin Board Roll, 4 FT X 12 FT, Clouds | 11 E 1999 4100 70 300 900001 | | 100.0000% | 77.55 | |
| | | | | Teacher Created Resources Board and Batten Better Than Paper Bulletin Board Roll | 11 E 1999 4100 70 300 900001 | | 100.0000% | 53.97 | |
| Amazon Capital Services, Inc. | 2042400003 | 199-K-DCKR-VGK6 | DFC | Homecoming 2023 | 08/08/2023 | | 95.90 | | |
| | | | | Detail Description | | | Detail Account | Accounting Percent | Detail Amount |
| | | | | 8 Pcs 3D Cloud Decorations Hanging Clouds for Ceiling Cloud Party Decorations Felt Fake Cloud Ornaments Cloud Props for Art Wedding Nursery Children Room(Light Blue,Lovely Style) | 11 E 1999 4100 70 300 900048 | | 100.0000% | 95.90 | |
| Total for Amazon Capital Services, Inc.: | | | | | | | 9,737.21 | | |
| Anagnos Door Co. | 003649 | | DFC | Repair Garbage/Trash Compactor door | 07/25/2023 | | 330.00 | | |
| | | | | Detail Description | | | Detail Account | Accounting Percent | Detail Amount |
| | | | | Repair Garbage/Trash Compactor Door | 20 E 2540 3230 00 302 000000 | | 100.0000% | 330.00 | |
| Total for Anagnos Door Co.: | | | | | | | 330.00 | | |

Invoice Listing

COUNTY OF GRUNDY SCHOOL DIST 111

| Vendor | PO Number | Invoice Number | Batch | Description | Invoice Date | Check Number | Net Amount |
|--|------------|------------------|------------------------------|--|---------------------------|--------------|----------------------|
| Anderson, Desiree | | 2023 Summer Camp | DFC | 2023 Summer Volleyball Camp | 07/25/2023 | | 308.00 |
| Detail Description | | | Detail Account | | Accounting Percent | | Detail Amount |
| Camp Worker | | | 11 E 1999 4100 30 300 910037 | | 100.0000% | | 308.00 |
| Total for Anderson, Desiree: | | | | | | | 308.00 |
| Andersons Lawn Service | | 070723 | DFC | Fertilizer Central Campus | 07/07/2023 | | 6,485.00 |
| Detail Description | | | Detail Account | | Accounting Percent | | Detail Amount |
| Fertilize Central Campus | | | 20 E 2540 4100 00 300 000001 | | 100.0000% | | 6,485.00 |
| Andersons Lawn Service | | 070923 | DFC | Weed control South Campus | 07/09/2023 | | 525.00 |
| Detail Description | | | Detail Account | | Accounting Percent | | Detail Amount |
| Weed Control South Campus | | | 20 E 2540 4100 00 300 000001 | | 100.0000% | | 525.00 |
| Total for Andersons Lawn Service: | | | | | | | 7,010.00 |
| Aramark Uniform Services Inc | | 6100183580 | DFC | Uniforms & Supplies | 07/26/2023 | | 34.48 |
| Detail Description | | | Detail Account | | Accounting Percent | | Detail Amount |
| Uniforms & Supplies | | | 40 E 2550 3220 00 300 000000 | | 100.0000% | | 34.48 |
| Total for Aramark Uniform Services Inc: | | | | | | | 34.48 |
| ArenaGear LLC | | 6864 | DFC | Sports Timers | 08/07/2023 | | 629.00 |
| Detail Description | | | Detail Account | | Accounting Percent | | Detail Amount |
| Sports Timers | | | 11 E 1999 4100 30 300 910014 | | 100.0000% | | 629.00 |
| Total for ArenaGear LLC: | | | | | | | 629.00 |
| Athletic Boosters | | 7/26/23 Webstore | DFC | 7/26/23 Webstore Payment | 07/26/2023 | | 25.00 |
| Detail Description | | | Detail Account | | Accounting Percent | | Detail Amount |
| 7/26/23 Webstore Payment | | | 10 E 1500 3000 70 300 000014 | | 100.0000% | | 25.00 |
| Total for Athletic Boosters: | | | | | | | 25.00 |
| B&H Photo & Electronics Corp | 1042300062 | 215015096 | DFC | AVIPAS 10X HDMI PTZ CAM w/IP LIVE STRMNG-GRAY/REG AVIPAS WALL MOUNT BRACKET f/AV-1080/1280/GRAY/REG | 07/17/2023 | | 667.65 |
| Detail Description | | | Detail Account | | Accounting Percent | | Detail Amount |
| AVIPAS 10X HDMI PTZ CAM w/IP LIVE STRMNG-GRAY/REG AVIPAS WALL MOUNT BRACKET f/AV-1080/1280/GRAY/REG | | | 10 E 1500 5400 70 300 000003 | | 100.0000% | | 667.65 |

Invoice Listing

COUNTY OF GRUNDY SCHOOL DIST 111

| Vendor | PO Number | Invoice Number | Batch | Description | Invoice Date | Check Number | Net Amount |
|---|-------------|------------------------------|-------|--|--------------|----------------------|------------|
| B&H Photo & Electronics Corp | 1042300063 | 215144053 | DFC | DPA D:VT C 4099 ROCK TOUR KIT/4 MICS/EXTRM/REG | 07/21/2023 | | 2,111.62 |
| Detail Description | | Detail Account | | Accounting Percent | | Detail Amount | |
| DPA D:VT C 4099 ROCK TOUR KIT/4 MICS/EXTRM/REG | | 10 E 1500 5400 70 300 000003 | | 100.0000% | | 2,111.62 | |
| Total for B&H Photo & Electronics Corp: | | | | | | 2,779.27 | |
| Bannon Exterminating | 14758 | | DFC | South Exterminating | 07/31/2023 | | 195.00 |
| Detail Description | | Detail Account | | Accounting Percent | | Detail Amount | |
| South Exterminating | | 20 E 2540 3000 00 302 000003 | | 100.0000% | | 195.00 | |
| Bannon Exterminating | 14759 | | DFC | July Exterminating | 07/31/2023 | | 195.00 |
| Detail Description | | Detail Account | | Accounting Percent | | Detail Amount | |
| July Exterminating | | 20 E 2540 3000 00 300 000005 | | 100.0000% | | 195.00 | |
| Total for Bannon Exterminating: | | | | | | 390.00 | |
| Batavia High School | 1032400050 | 9/16/23 Volleyball Invite | DFC | Girls FB Volleyball - Batavia Freshman Invite | 08/02/2023 | | 250.00 |
| Detail Description | | Detail Account | | Accounting Percent | | Detail Amount | |
| Girls FB Volleyball - Batavia Freshman Invite | | 10 E 1500 3900 30 300 000000 | | 100.0000% | | 250.00 | |
| Batavia High School | 1032400053 | 9/30/23 Volleyball Invite | DFC | Girls JV Volleyball - Batavia Invite | 08/02/2023 | | 250.00 |
| Detail Description | | Detail Account | | Accounting Percent | | Detail Amount | |
| Girls JV Volleyball - Batavia Invite | | 10 E 1500 3900 30 300 000000 | | 100.0000% | | 250.00 | |
| Total for Batavia High School: | | | | | | 500.00 | |
| Blue Cross Blue Shield of IL - Dept. 1134 | 55074666927 | | DFC | July Coverage | 07/31/2023 | | 414,635.26 |
| Detail Description | | Detail Account | | Accounting Percent | | Detail Amount | |
| July Coverage | | 10 E 1130 2220 00 000 000000 | | 100.0000% | | 399,327.16 | |
| July Coverage | | 20 E 1130 2220 00 000 000000 | | 100.0000% | | 4,775.50 | |
| July Coverage | | 40 E 1130 2220 00 000 000000 | | 100.0000% | | 3,406.13 | |
| July Coverage | | 80 E 1130 2220 00 000 000000 | | 100.0000% | | 1,861.84 | |
| July Coverage | | 10 E 1130 2230 00 000 000000 | | 100.0000% | | 4,920.47 | |
| July Coverage | | 20 E 1130 2230 00 000 000000 | | 100.0000% | | 292.15 | |
| July Coverage | | 40 E 1130 2230 00 000 000000 | | 100.0000% | | 34.98 | |
| July Coverage | | 80 E 1130 2230 00 000 000000 | | 100.0000% | | 17.03 | |
| Total for Blue Cross Blue Shield of IL - Dept. 1134: | | | | | | 414,635.26 | |

Invoice Listing

COUNTY OF GRUNDY SCHOOL DIST 111

| Vendor | PO Number | Invoice Number | Batch | Description | Invoice Date | Check Number | Net Amount |
|---|------------|------------------------------|-------|---|--------------|----------------------|------------|
| BMO Harris | | 8/5/23 Statement | DFC | 8/5/23 Statement | 08/05/2023 | | 3,057.92 |
| Detail Description | | Detail Account | | Accounting Percent | | Detail Amount | |
| Holden - MCHS PCard | | 10 E 1500 4100 70 300 000021 | | 100.0000% | | 255.28 | |
| Pacetti - Just Braille Signs | | 20 E 2540 4100 00 300 000000 | | 100.0000% | | 517.25 | |
| Schiffbauer - TLF Naperville Florist | | 10 E 2321 4100 00 300 000000 | | 100.0000% | | 87.90 | |
| Schiffbauer - I Stock Photo | | 10 E 2633 3000 00 300 000000 | | 100.0000% | | 588.00 | |
| Schiffbauer - INSPRA | | 10 E 2633 6400 00 300 000000 | | 100.0000% | | 325.00 | |
| Schiffbauer - TLF Orland Park Flower | | 10 E 2321 4100 00 300 000000 | | 100.0000% | | 84.94 | |
| Soliman - Chicken & Spice | | 10 E 2410 4100 00 300 000001 | | 100.0000% | | 179.99 | |
| Troy - GoDaddy | | 10 E 2225 4700 00 300 000000 | | 100.0000% | | 899.98 | |
| Haase - IL Tollway | | 40 E 2552 4100 00 300 000000 | | 100.0000% | | 50.00 | |
| Haase - IL Tollway | | 40 E 2552 4100 00 300 000000 | | 100.0000% | | 2.75 | |
| Haase - Dollar General | | 40 E 2550 3500 00 000 000000 | | 100.0000% | | 8.64 | |
| Transportation 1 - MCHS PCard | | 10 E 1500 4100 70 300 000021 | | 100.0000% | | 58.19 | |
| BMO Harris | 1002400005 | 8/5/23 Statement | DFC | These are July P Card Statements | 08/05/2023 | | 1,835.92 |
| Detail Description | | Detail Account | | Accounting Percent | | Detail Amount | |
| Jewel | | 10 E 2410 4100 00 300 000001 | | 100.0000% | | 178.73 | |
| Rosatis Pizza | | 10 E 2410 4100 00 300 000001 | | 100.0000% | | 445.23 | |
| IPA | | 10 E 2410 6400 00 302 000000 | | 100.0000% | | 429.00 | |
| Chicken N Spice | | 10 E 2410 4100 00 302 000001 | | 100.0000% | | 782.96 | |
| BMO Harris | 1032400014 | 8/5/23 Statement | DFC | Illinois Athletic Directors Association Dues/Fees | 08/05/2023 | | 135.20 |
| Detail Description | | Detail Account | | Accounting Percent | | Detail Amount | |
| Illinois Athletic Directors Association Dues/Fees | | 10 E 1500 6400 30 300 000002 | | 100.0000% | | 135.20 | |
| BMO Harris | 1042400004 | 8/5/23 Statement | DFC | P-Card July 2023 Board | 08/05/2023 | | 417.33 |
| Detail Description | | Detail Account | | Accounting Percent | | Detail Amount | |
| Dramatic Publishing Radium Girls Logo Pack | | 10 E 1500 3000 70 300 000001 | | 100.0000% | | 417.33 | |

Invoice Listing

COUNTY OF GRUNDY SCHOOL DIST 111

| Vendor | PO Number | Invoice Number | Batch | Description | Invoice Date | Check Number | Net Amount |
|--|------------|------------------------------|-------|---|--------------|----------------------|------------|
| BMO Harris | 1052400004 | 8/5/23 Statement | DFC | July 2023 P-Card expenditures for Director of Student Services, Joseph V. Pacetti | 08/05/2023 | | 28.80 |
| Detail Description | | Detail Account | | Accounting Percent | | Detail Amount | |
| 7/17/23 Hinckley/Primo Water service for South and Central Campus nurses' offices for June 2023. | | 10 E 2134 3000 00 302 000000 | | 100.0000% | | 14.40 | |
| 08/03/23 Hinckley Water / Primo Water delivery service for South & Central campuses nurses offices for July 2023 | | 10 E 2134 3000 00 302 000000 | | 100.0000% | | 14.40 | |
| BMO Harris | 1092400007 | 8/5/23 Statement | DFC | patterns for sewing class | 08/05/2023 | | 318.00 |
| Detail Description | | Detail Account | | Accounting Percent | | Detail Amount | |
| S9379 Simplicity Sewing Pattern Unisex Oversized Knit Hoodies, Pants and Tees | | 10 E 1420 4100 09 300 000000 | | 100.0000% | | 138.00 | |
| S9202 Simplicity Sewing Pattern Misses'/Men's/Children's/Boys'/Girls' T-Shirt, Shorts and Pants | | 10 E 1420 4100 09 300 000000 | | 100.0000% | | 180.00 | |
| Total for BMO Harris: | | | | | | 5,793.17 | |
| Boe, Kristi A | | July 2023 Cellphone | DFC | July 2023 Cellphone Reimbursement | 07/31/2023 | | 100.00 |
| Detail Description | | Detail Account | | Accounting Percent | | Detail Amount | |
| July Cell Phone Reimbursement | | 20 E 2540 3400 00 300 000001 | | 100.0000% | | 100.00 | |
| Total for Boe, Kristi A: | | | | | | 100.00 | |
| Brown, Emily H | | 300222411 | DFC | NIAAA Dues | 07/25/2023 | | 88.00 |
| Detail Description | | Detail Account | | Accounting Percent | | Detail Amount | |
| National Interscholastic Athletic Administrators Association dues | | 10 E 1500 6400 30 300 000002 | | 100.0000% | | 88.00 | |
| Total for Brown, Emily H: | | | | | | 88.00 | |
| BSN Sports Inc | | 922253155 | DFC | Volleyball Shirts | 07/28/2023 | | 271.36 |
| Detail Description | | Detail Account | | Accounting Percent | | Detail Amount | |
| Coaches Shirts | | 11 E 1999 4100 30 300 910022 | | 100.0000% | | 271.36 | |
| BSN Sports Inc | | 922253156 | DFC | Volleyballs | 07/28/2023 | | 1,380.20 |
| Detail Description | | Detail Account | | Accounting Percent | | Detail Amount | |
| Volleyballs | | 11 E 1999 4100 30 300 910022 | | 100.0000% | | 1,380.20 | |
| BSN Sports Inc | | 922377455 | DFC | Minooka Mentoring Program Polos | 08/09/2023 | | 1,353.00 |
| Detail Description | | Detail Account | | Accounting Percent | | Detail Amount | |
| Minooka Mentoring Program Polos | | 10 E 2410 4100 00 300 000001 | | 100.0000% | | 1,353.00 | |

Invoice Listing

COUNTY OF GRUNDY SCHOOL DIST 111

| Vendor | PO Number | Invoice Number | Batch | Description | Invoice Date | Check Number | Net Amount |
|---|------------|----------------|-------|------------------------------|--------------|---------------------------|----------------------|
| BSN Sports Inc | 1032400002 | 922151856 | DFC | Girls volleyball uniforms | 07/20/2023 | | 2,343.00 |
| Detail Description | | | | Detail Account | | Accounting Percent | Detail Amount |
| Digital Ace S/S Jersey | | | | 10 E 1500 4100 30 300 000040 | | 100.0000% | 952.00 |
| Arm Sleeve | | | | 10 E 1500 4100 30 300 000040 | | 100.0000% | 374.00 |
| Sleeveless Jersey | | | | 10 E 1500 4100 30 300 000040 | | 100.0000% | 952.00 |
| Freight | | | | 10 E 1500 4100 30 300 000040 | | 100.0000% | 65.00 |
| BSN Sports Inc | 1032400030 | 922360989 | DFC | Cross Country Uniforms | 08/08/2023 | | 2,116.92 |
| Detail Description | | | | Detail Account | | Accounting Percent | Detail Amount |
| Mens Power Track Singlet | | | | 10 E 1500 4100 30 300 000041 | | 100.0000% | 2,035.50 |
| Small - 14 | | | | | | | |
| Medium - 29 | | | | | | | |
| Large - 12 | | | | | | | |
| X large - 4 | | | | | | | |
| Freight | | | | 10 E 1500 4100 30 300 000041 | | 100.0000% | 81.42 |
| BSN Sports Inc | 1032400031 | 922295415 | DFC | Tennis supplies | 08/02/2023 | | 997.02 |
| Detail Description | | | | Detail Account | | Accounting Percent | Detail Amount |
| Tennis supplies | | | | 10 E 1500 4100 30 300 000001 | | 100.0000% | 978.00 |
| Freight | | | | 10 E 1500 4100 30 300 000001 | | 100.0000% | 25.02 |
| BSN Sports Inc | 2032400001 | 922377454 | DFC | Girls tennis uniforms | 08/09/2023 | | 1,095.00 |
| Detail Description | | | | Detail Account | | Accounting Percent | Detail Amount |
| 010 - BLACK-WOMENS NIKECOURT DRI-FIT TANK | | | | 11 E 1999 4100 30 300 910020 | | 100.0000% | 880.00 |
| 010 - BLACK-WOMENS NIKECOURT DRI-FIT TANK | | | | 11 E 1999 4100 30 300 910020 | | 100.0000% | 192.00 |
| Freight | | | | 11 E 1999 4100 30 300 910020 | | 100.0000% | 23.00 |
| BSN Sports Inc | 2032400007 | 922334313 | DFC | Football shorts | 08/05/2023 | | 470.00 |
| Detail Description | | | | Detail Account | | Accounting Percent | Detail Amount |
| Football shorts | | | | 11 E 1999 4100 30 300 910014 | | 100.0000% | 470.00 |
| Capital One - Walmart Community | | 1649936189 | DFC | Football Camp Supplies | 07/16/2023 | | 117.88 |
| Detail Description | | | | Detail Account | | Accounting Percent | Detail Amount |
| Football Camp Supplies | | | | 11 E 1999 4100 30 300 910035 | | 100.0000% | 117.88 |
| Total for BSN Sports Inc: | | | | | | | 10,026.50 |

Invoice Listing

COUNTY OF GRUNDY SCHOOL DIST 111

| Vendor | PO Number | Invoice Number | Batch | Description | Invoice Date | Check Number | Net Amount |
|---|-----------|------------------------------|-------|-------------------------------------|--------------|----------------------|------------------|
| Capital One - Walmart Community | | 1649936189 | DFC | Football Camp Supplies | 07/16/2023 | | 56.65 |
| Detail Description | | Detail Account | | Accounting Percent | | Detail Amount | |
| Summer Camp Supplies | | 11 E 1999 4100 30 300 910035 | | 100.0000% | | 56.65 | |
| Total for Capital One - Walmart Community: | | | | | | | 174.53 |
| Carrier Corporation | | 90299394 | DFC | Gasket Dished Head | 08/02/2023 | | 3,350.00 |
| Detail Description | | Detail Account | | Accounting Percent | | Detail Amount | |
| Gasket Dished Head | | 20 E 2540 3230 00 302 000001 | | 100.0000% | | 3,350.00 | |
| Total for Carrier Corporation: | | | | | | | 3,350.00 |
| Celtic Landscaping, LLC | | 1032 | DFC | Courtyard Clean Up | 07/26/2023 | | 16,285.99 |
| Detail Description | | Detail Account | | Accounting Percent | | Detail Amount | |
| Courtyard Cleanup | | 20 E 2540 4100 00 300 000001 | | 100.0000% | | 16,285.99 | |
| Celtic Landscaping, LLC | | 1227 | DFC | Courtyard cleanup at Central Campus | 08/08/2023 | | 16,285.99 |
| Detail Description | | Detail Account | | Accounting Percent | | Detail Amount | |
| Courtyard Cleanup at Central Campus | | 20 E 2540 4100 00 300 000001 | | 100.0000% | | 16,285.99 | |
| Total for Celtic Landscaping, LLC: | | | | | | | 32,571.98 |
| Channahon General Rental | | 96996 | DFC | Bobcat | 06/28/2023 | | 336.00 |
| Detail Description | | Detail Account | | Accounting Percent | | Detail Amount | |
| Bobcat | | 20 E 2540 3230 00 302 000000 | | 100.0000% | | 336.00 | |
| Total for Channahon General Rental: | | | | | | | 336.00 |
| Chasing T's Inkooperated, LLC | | 3169 | DFC | Cross Country TShirts | 07/10/2023 | | 525.00 |
| Detail Description | | Detail Account | | Accounting Percent | | Detail Amount | |
| Summer Camp TShirts | | 11 E 1999 4100 30 300 910034 | | 100.0000% | | 525.00 | |
| Chasing T's Inkooperated, LLC | | 3180 | DFC | Tennis TShirts | 07/21/2023 | | 896.40 |
| Detail Description | | Detail Account | | Accounting Percent | | Detail Amount | |
| TShirts | | 11 E 1999 4100 30 300 910020 | | 100.0000% | | 896.40 | |
| Total for Chasing T's Inkooperated, LLC: | | | | | | | 1,421.40 |

Invoice Listing

COUNTY OF GRUNDY SCHOOL DIST 111

| Vendor | PO Number | Invoice Number | Batch | Description | Invoice Date | Check Number | Net Amount |
|---|-----------------------|--------------------------|-------|---|--------------|---------------------------|----------------------|
| Coal City High School | 1032400049 | 9/9/23 Volleyball Invite | DFC | Girls So. Volleyball - Coal City Invite - Fs Lady Coaler Invite | 08/02/2023 | | 175.00 |
| Detail Description | | | | Detail Account | | Accounting Percent | Detail Amount |
| Girls So. Volleyball - Coal City Invite - Fs Lady Coaler Invite | | | | 10 E 1500 3900 30 300 000000 | | 100.0000% | 175.00 |
| Total for Coal City High School: | | | | | | 175.00 | |
| Comcast | 8771202030111706 7/22 | | DFC | Services 7/29-8/28 | 07/22/2023 | | 101.90 |
| Detail Description | | | | Detail Account | | Accounting Percent | Detail Amount |
| Services 7/29-8/28 | | | | 10 E 2225 3000 00 300 000001 | | 100.0000% | 101.90 |
| Total for Comcast: | | | | | | 101.90 | |
| Comcast Business | 179219986 | | DFC | August Services | 08/01/2023 | | 5,038.42 |
| Detail Description | | | | Detail Account | | Accounting Percent | Detail Amount |
| August Services | | | | 10 E 2225 3000 00 300 000001 | | 100.0000% | 5,038.42 |
| Total for Comcast Business: | | | | | | 5,038.42 | |
| CommonLit, Inc. | 1102400001 | 2007A | DFC | Online literacy and assessment program for English and History | 08/03/2023 | | 18,000.00 |
| | | | | Quote for 3-year subscriptions attached | | | 52 |
| | | | | \$5,000 to come from Literacy Grant- CC DR. PHIL | | | |
| Detail Description | | | | Detail Account | | Accounting Percent | Detail Amount |
| Common Lit literacy and assessment program for both buildings 3-year contract | | | | 10 E 1130 3230 05 300 000000 | | 100.0000% | 18,000.00 |
| Total for CommonLit, Inc.: | | | | | | 18,000.00 | |
| Constellation Energy Gas | 3798171 | | DFC | June Services | 07/14/2023 | | 695.69 |
| Detail Description | | | | Detail Account | | Accounting Percent | Detail Amount |
| June Services | | | | 20 E 2540 4650 00 302 000000 | | 100.0000% | 579.88 |
| June Services | | | | 20 E 2540 4650 00 300 000000 | | 100.0000% | 115.81 |
| Total for Constellation Energy Gas: | | | | | | 695.69 | |
| Constellation New Energy | 65774025501 | | DFC | Services 6/5-7/5 | 07/06/2023 | | 26,780.99 |
| Detail Description | | | | Detail Account | | Accounting Percent | Detail Amount |
| Services 6/5-7/5 | | | | 20 E 2540 4660 00 300 000000 | | 100.0000% | 26,780.99 |

Invoice Listing

COUNTY OF GRUNDY SCHOOL DIST 111

| Vendor | PO Number | Invoice Number | Batch | Description | Invoice Date | Check Number | Net Amount |
|--|-----------|----------------------|-------|------------------------------|--------------|---------------------------|----------------------|
| Constellation New Energy | | 65860167301 | DFC | Services 6/14-7/14 | 07/17/2023 | | 29,345.04 |
| Detail Description | | | | Detail Account | | Accounting Percent | Detail Amount |
| Services 6/14-7/14 | | | | 20 E 2540 4660 00 302 000000 | | 100.0000% | 29,345.04 |
| Total for Constellation New Energy: | | | | | | | 56,126.03 |
| Core Academy - Special Education Services | | SESINV-030336 | DFC | Tuition | 07/31/2023 | | 7,440.02 |
| Detail Description | | | | Detail Account | | Accounting Percent | Detail Amount |
| Tuition | | | | 10 E 1912 6700 00 300 000000 | | 100.0000% | 7,440.02 |
| Total for Core Academy - Special Education Services: | | | | | | | 7,440.02 |
| Craig, Neil J | | 2023 Football Summer | DFC | 2023 Football Summer Camp | 07/28/2023 | | 672.00 |
| Detail Description | | | | Detail Account | | Accounting Percent | Detail Amount |
| 2023 Summer Camp Worker | | | | 11 E 1999 4100 30 300 910035 | | 100.0000% | 672.00 |
| Total for Craig, Neil J: | | | | | | | 672.00 |
| Culligan | | 202307138811 | DFC | Solar Salt | 07/31/2023 | | 288.78 |
| Detail Description | | | | Detail Account | | Accounting Percent | Detail Amount |
| Solar Salt | | | | 20 E 2540 4100 00 302 000000 | | 100.0000% | 288.78 |
| Total for Culligan: | | | | | | | 288.78 |
| Cutting Edge Document Destruction | | 86459 | DFC | Shredding | 07/31/2023 | | 60.00 |
| Detail Description | | | | Detail Account | | Accounting Percent | Detail Amount |
| Shredding | | | | 10 E 2525 3000 00 300 000000 | | 100.0000% | 60.00 |
| Total for Cutting Edge Document Destruction: | | | | | | | 60.00 |
| Dalberg, Jay | | 2023 Football Summer | DFC | 2023 Football Summer Camp | 07/28/2023 | | 744.00 |
| Detail Description | | | | Detail Account | | Accounting Percent | Detail Amount |
| 2023 Summer Camp Worker | | | | 11 E 1999 4100 30 300 910035 | | 100.0000% | 744.00 |
| Total for Dalberg, Jay: | | | | | | | 744.00 |
| Dell Financial Services L.L.C. (Payment Processing Center) | | 2753261 | DFC | Lease Rental | 09/01/2023 | | 79,443.07 |
| Detail Description | | | | Detail Account | | Accounting Percent | Detail Amount |
| Lease Rental | | | | 10 E 2225 5400 00 300 000001 | | 100.0000% | 79,443.07 |
| Total for Dell Financial Services L.L.C. (Payment Processing Center): | | | | | | | 79,443.07 |

Invoice Listing

COUNTY OF GRUNDY SCHOOL DIST 111

| Vendor | PO Number | Invoice Number | Batch | Description | Invoice Date | Check Number | Net Amount |
|--|------------|----------------------|------------------------------|---------------------------|---------------------------|--------------|----------------------|
| Dephillips, Dan | | 2023 Football Summer | DFC | 2023 Football Summer Camp | 07/28/2023 | | 480.00 |
| Detail Description | | | Detail Account | | Accounting Percent | | Detail Amount |
| 2023 Summer Camp Worker | | | 11 E 1999 4100 30 300 910045 | | 100.0000% | | 480.00 |
| Total for Dephillips, Dan: | | | | | | | 480.00 |
| Depke Gases & Welding Supplies | | 50476 | DFC | Liner | 03/30/2023 | | 89.25 |
| Detail Description | | | Detail Account | | Accounting Percent | | Detail Amount |
| Liner | | | 20 E 2540 4100 00 300 000000 | | 100.0000% | | 89.25 |
| Total for Depke Gases & Welding Supplies: | | | | | | | 89.25 |
| Depue Mechanical | | ARINV/2023/0236 | DFC | Gas Piping Repairs | 03/16/2023 | | 27,220.00 |
| Detail Description | | | Detail Account | | Accounting Percent | | Detail Amount |
| Gas Piping Repairs | | | 20 E 2540 3230 00 300 000000 | | 100.0000% | | 27,220.00 |
| Total for Depue Mechanical: | | | | | | | 27,220.00 |
| DLA Ltd | | 0000230741 | DFC | July Services | 07/31/2023 | | 111,231.97 |
| Detail Description | | | Detail Account | | Accounting Percent | | Detail Amount |
| July Services | | | 20 E 2540 3190 00 300 000000 | | 100.0000% | | 111,231.97 |
| Total for DLA Ltd: | | | | | | | 111,231.97 |
| E. T. Paddock | | 0623235S | DFC | Bleacher Repairs | 08/01/2023 | | 13,868.00 |
| Detail Description | | | Detail Account | | Accounting Percent | | Detail Amount |
| Bleacher Repairs | | | 20 E 2540 3230 00 300 000000 | | 100.0000% | | 13,868.00 |
| Total for E. T. Paddock: | | | | | | | 13,868.00 |
| Ebsco | 1172400004 | 100001965-1 | DFC | EBSCO Database Renewal | 07/28/2023 | | 4,794.00 |
| Detail Description | | | Detail Account | | Accounting Percent | | Detail Amount |
| Ebsco Database Renewal | | | 10 E 2222 4400 00 300 000000 | | 100.0000% | | 4,794.00 |
| Total for Ebsco: | | | | | | | 4,794.00 |
| Elim Christian Services | | 1007796-INV | DFC | Tuition | 07/31/2023 | | 10,041.77 |
| Detail Description | | | Detail Account | | Accounting Percent | | Detail Amount |
| Tuition | | | 10 E 1912 6700 00 300 000000 | | 100.0000% | | 10,041.77 |
| Total for Elim Christian Services: | | | | | | | 10,041.77 |
| EMS Linq, LLC | | 90313-1 | DFC | SDS Annual Hosting | 08/10/2023 | | 1,907.50 |
| Detail Description | | | Detail Account | | Accounting Percent | | Detail Amount |
| SDS Annual Hosting | | | 10 E 2225 4700 00 300 000000 | | 100.0000% | | 1,907.50 |
| Total for EMS Linq, LLC: | | | | | | | 1,907.50 |

Invoice Listing

COUNTY OF GRUNDY SCHOOL DIST 111

| Vendor | PO Number | Invoice Number | Batch | Description | Invoice Date | Check Number | Net Amount |
|-----------------------|-----------|---------------------------|------------------------------|------------------------|---------------------------|--------------|----------------------|
| ESI | | 1291995 | DFC | Replace power Supply | 08/03/2023 | | 2,782.67 |
| | | Detail Description | Detail Account | | Accounting Percent | | Detail Amount |
| | | Replaces Power Supply | 10 E 2560 4100 00 300 000000 | | 100.0000% | | 2,782.67 |
| Total for ESI: | | | | | | | 2,782.67 |
| Feece Oil Company | | 2146089 | DFC | Van 8 Fuel | 07/06/2023 | | 40.28 |
| | | Detail Description | Detail Account | | Accounting Percent | | Detail Amount |
| | | Van 8 Fuel | 40 E 2550 4640 00 300 000000 | | 100.0000% | | 40.28 |
| Feece Oil Company | | 2147995 | DFC | Bus 57 Fuel | 07/18/2023 | | 55.46 |
| | | Detail Description | Detail Account | | Accounting Percent | | Detail Amount |
| | | Bus 57 Fuel | 40 E 2552 4640 00 300 000000 | | 100.0000% | | 55.46 |
| Feece Oil Company | | 2147999 | DFC | Bus 48 Fuel | 07/18/2023 | | 47.32 |
| | | Detail Description | Detail Account | | Accounting Percent | | Detail Amount |
| | | Bus 48 Fuel | 40 E 2552 4640 00 300 000000 | | 100.0000% | | 47.32 |
| Feece Oil Company | | 2148001 | DFC | Maintenance Truck Fuel | 07/18/2023 | | 131.10 |
| | | Detail Description | Detail Account | | Accounting Percent | | Detail Amount |
| | | Maintenance Truck Fuel | 40 E 2550 4640 00 300 000000 | | 100.0000% | | 131.10 |
| Feece Oil Company | | 2148209 | DFC | Bus 40 fuel | 07/19/2023 | | 85.42 |
| | | Detail Description | Detail Account | | Accounting Percent | | Detail Amount |
| | | Bus 40 Fuel | 40 E 2552 4640 00 300 000000 | | 100.0000% | | 85.42 |
| Feece Oil Company | | 2148211 | DFC | Bus 57 Fuel | 07/19/2023 | | 58.65 |
| | | Detail Description | Detail Account | | Accounting Percent | | Detail Amount |
| | | Bus 57 fuel | 40 E 2552 4640 00 300 000000 | | 100.0000% | | 58.65 |
| Feece Oil Company | | 2148212 | DFC | Bus 72 Fuel | 07/19/2023 | | 52.82 |
| | | Detail Description | Detail Account | | Accounting Percent | | Detail Amount |
| | | Bus 72 Fuel | 40 E 2552 4640 00 300 000000 | | 100.0000% | | 52.82 |
| Feece Oil Company | | 2148221 | DFC | Van 36 Fuel | 07/19/2023 | | 49.86 |
| | | Detail Description | Detail Account | | Accounting Percent | | Detail Amount |
| | | Van 36 Fuel | 40 E 2550 4640 00 300 000000 | | 100.0000% | | 49.86 |
| Feece Oil Company | | 2148251 | DFC | Van 29 Fuel | 07/19/2023 | | 56.28 |
| | | Detail Description | Detail Account | | Accounting Percent | | Detail Amount |
| | | Van 29 Fuel | 40 E 2550 4640 00 300 000000 | | 100.0000% | | 56.28 |

Invoice Listing

COUNTY OF GRUNDY SCHOOL DIST 111

| Vendor | PO Number | Invoice Number | Batch | Description | Invoice Date | Check Number | Net Amount |
|---------------------------|-----------|-----------------------|-------|------------------------------|--------------|----------------------|------------|
| Feece Oil Company | | 2148378 | DFC | Van 27 Fuel | 07/20/2023 | | 34.88 |
| Detail Description | | Detail Account | | Accounting Percent | | Detail Amount | |
| | | | | Van 27 Fuel | | | 34.88 |
| | | | | 40 E 2550 4640 00 300 000000 | | | 100.0000% |
| Feece Oil Company | | 2148440 | DFC | Van 8 Fuel | 07/20/2023 | | 43.49 |
| Detail Description | | Detail Account | | Accounting Percent | | Detail Amount | |
| | | | | Van 8 fuel | | | 43.49 |
| | | | | 40 E 2550 4640 00 300 000000 | | | 100.0000% |
| Feece Oil Company | | 2148446 | DFC | Bus 57 Fuel | 07/20/2023 | | 57.06 |
| Detail Description | | Detail Account | | Accounting Percent | | Detail Amount | |
| | | | | Bus 57 Fuel | | | 57.06 |
| | | | | 40 E 2552 4640 00 300 000000 | | | 100.0000% |
| Feece Oil Company | | 2148505 | DFC | Bus 61 Fuel | 07/20/2023 | | 67.19 |
| Detail Description | | Detail Account | | Accounting Percent | | Detail Amount | |
| | | | | Bus 61 fuel | | | 67.19 |
| | | | | 40 E 2552 4640 00 300 000000 | | | 100.0000% |
| Feece Oil Company | | 2148630 | DFC | Bus 40 Fuel | 07/21/2023 | | 86.28 |
| Detail Description | | Detail Account | | Accounting Percent | | Detail Amount | |
| | | | | Bus 40 Fuel | | | 86.28 |
| | | | | 40 E 2552 4640 00 300 000000 | | | 100.0000% |
| Feece Oil Company | | 2148632 | DFC | Bus 72 Fuel | 08/16/2023 | | 73.77 |
| Detail Description | | Detail Account | | Accounting Percent | | Detail Amount | |
| | | | | Bus 72 fuel | | | 73.77 |
| | | | | 40 E 2552 4640 00 300 000000 | | | 100.0000% |
| Feece Oil Company | | 2148634 | DFC | Bus 72 Fuel | 07/21/2023 | | 58.27 |
| Detail Description | | Detail Account | | Accounting Percent | | Detail Amount | |
| | | | | Bus 72 Fuel | | | 58.27 |
| | | | | 40 E 2552 4640 00 300 000000 | | | 100.0000% |
| Feece Oil Company | | 2148657 | DFC | Van 36 Fuel | 07/21/2023 | | 54.28 |
| Detail Description | | Detail Account | | Accounting Percent | | Detail Amount | |
| | | | | Van 36 Fuel | | | 54.28 |
| | | | | 40 E 2550 4640 00 300 000000 | | | 100.0000% |
| Feece Oil Company | | 2148951 | DFC | Bus 57 Fuel | 07/24/2023 | | 54.73 |
| Detail Description | | Detail Account | | Accounting Percent | | Detail Amount | |
| | | | | Bus 57 Fuel | | | 54.73 |
| | | | | 40 E 2552 4640 00 300 000000 | | | 100.0000% |
| Feece Oil Company | | 2148955 | DFC | Bus 72 Fuel | 07/24/2023 | | 46.93 |
| Detail Description | | Detail Account | | Accounting Percent | | Detail Amount | |
| | | | | Bus 72 fuel | | | 46.93 |
| | | | | 40 E 2552 4640 00 300 000000 | | | 100.0000% |
| Feece Oil Company | | 2149059 | DFC | Van 8 fuel | 07/24/2023 | | 47.08 |
| Detail Description | | Detail Account | | Accounting Percent | | Detail Amount | |
| | | | | Van 8 Fuel | | | 47.08 |
| | | | | 40 E 2550 4640 00 300 000000 | | | 100.0000% |

Invoice Listing

COUNTY OF GRUNDY SCHOOL DIST 111

| Vendor | PO Number | Invoice Number | Batch | Description | Invoice Date | Check Number | Net Amount |
|---------------------------|-----------|-----------------------|-------|------------------------------|--------------|----------------------|------------------|
| Feece Oil Company | | 2150257 | DFC | Bus 57 Fuel | 07/25/2023 | | 49.67 |
| Detail Description | | Detail Account | | Accounting Percent | | Detail Amount | |
| | | | | Bus 57 Fuel | | | 49.67 |
| | | | | 40 E 2552 4640 00 300 000000 | | | 100.0000% |
| Feece Oil Company | | 2150269 | DFC | Bus 72 Fuel | 07/25/2023 | | 49.04 |
| Detail Description | | Detail Account | | Accounting Percent | | Detail Amount | |
| | | | | Bus 72 fuel | | | 49.04 |
| | | | | 40 E 2552 4640 00 300 000000 | | | 100.0000% |
| Feece Oil Company | | 2150297 | DFC | Bus 1 Fuel | 07/25/2023 | | 86.44 |
| Detail Description | | Detail Account | | Accounting Percent | | Detail Amount | |
| | | | | Bus 1 Fuel | | | 86.44 |
| | | | | 40 E 2552 4640 00 300 000000 | | | 100.0000% |
| Feece Oil Company | | 2150452 | DFC | Shop Truck Fuel | 07/26/2023 | | 86.77 |
| Detail Description | | Detail Account | | Accounting Percent | | Detail Amount | |
| | | | | Shop Truck Fuel | | | 86.77 |
| | | | | 40 E 2550 4640 00 300 000000 | | | 100.0000% |
| Feece Oil Company | | 2150480 | DFC | Maintenance truck fuel | 07/26/2023 | | 107.07 |
| Detail Description | | Detail Account | | Accounting Percent | | Detail Amount | |
| | | | | Maintenance truck fuel | | | 107.07 |
| | | | | 40 E 2550 4640 00 300 000000 | | | 100.0000% |
| Feece Oil Company | | 2150491 | DFC | Bus Fuel | 07/26/2023 | | 55.75 |
| Detail Description | | Detail Account | | Accounting Percent | | Detail Amount | |
| | | | | Bus Fuel | | | 55.75 |
| | | | | 40 E 2552 4640 00 300 000000 | | | 100.0000% |
| Feece Oil Company | | 2150493 | DFC | Bus 72 Fue1 | 07/26/2023 | | 57.67 |
| Detail Description | | Detail Account | | Accounting Percent | | Detail Amount | |
| | | | | Bus 72 Fuel | | | 57.67 |
| | | | | 40 E 2552 4640 00 300 000000 | | | 100.0000% |
| Feece Oil Company | | 215071 | DFC | Bus 57 fuel | 07/28/2023 | | 67.18 |
| Detail Description | | Detail Account | | Accounting Percent | | Detail Amount | |
| | | | | Bus 57 Fuel | | | 67.18 |
| | | | | 40 E 2552 4640 00 300 000000 | | | 100.0000% |
| Feece Oil Company | | 2150815 | DFC | Maintenance Truck Fuel | 07/27/2023 | | 140.82 |
| Detail Description | | Detail Account | | Accounting Percent | | Detail Amount | |
| | | | | Maintenance Truck Fuel | | | 140.82 |
| | | | | 40 E 2550 4640 00 300 000000 | | | 100.0000% |
| Feece Oil Company | | 2150860 | DFC | Bus 57 Fuel | 07/27/2023 | | 61.95 |
| Detail Description | | Detail Account | | Accounting Percent | | Detail Amount | |
| | | | | Bus 57 fuel | | | 61.95 |
| | | | | 40 E 2552 4640 00 300 000000 | | | 100.0000% |
| Feece Oil Company | | 2150861 | DFC | Bus 72 fuel | 07/27/2023 | | 59.44 |
| Detail Description | | Detail Account | | Accounting Percent | | Detail Amount | |
| | | | | Bus 72 fuel | | | 59.44 |
| | | | | 40 E 2552 4640 00 300 000000 | | | 100.0000% |

Invoice Listing

COUNTY OF GRUNDY SCHOOL DIST 111

| Vendor | PO Number | Invoice Number | Batch | Description | Invoice Date | Check Number | Net Amount |
|---------------------------|-----------|-----------------------|-------|---------------------------|------------------------------|----------------------|------------|
| Feece Oil Company | | 2150886 | DFC | Van 36 Fuel | 07/27/2023 | | 77.39 |
| Detail Description | | Detail Account | | Accounting Percent | | Detail Amount | |
| | | | | Van 36 Fuel | 40 E 2550 4640 00 300 000000 | 100.0000% | 77.39 |
| Feece Oil Company | | 2151029 | DFC | Van 8 fuel | 07/28/2023 | | 40.55 |
| Detail Description | | Detail Account | | Accounting Percent | | Detail Amount | |
| | | | | Van 8 Fuel | 40 E 2550 4640 00 300 000000 | 100.0000% | 40.55 |
| Feece Oil Company | | 2151073 | DFC | Bus 72 fuel | 07/28/2023 | | 54.13 |
| Detail Description | | Detail Account | | Accounting Percent | | Detail Amount | |
| | | | | Bus 72 fuel | 40 E 2552 4640 00 300 000000 | 100.0000% | 54.13 |
| Feece Oil Company | | 2151307 | DFC | Bus 72 Fuel | 07/31/2023 | | 52.70 |
| Detail Description | | Detail Account | | Accounting Percent | | Detail Amount | |
| | | | | Bus 72 Fuel | 40 E 2552 4640 00 300 000000 | 100.0000% | 52.70 |
| Feece Oil Company | | 2151361 | DFC | Maintenance Truck Fuel | 07/31/2023 | | 92.64 |
| Detail Description | | Detail Account | | Accounting Percent | | Detail Amount | |
| | | | | Maintenance Truck Fuel | 40 E 2550 4640 00 300 000000 | 100.0000% | 92.64 |
| Feece Oil Company | | 2152207 | DFC | Bus 72 fuel | 08/01/2023 | | 51.45 |
| Detail Description | | Detail Account | | Accounting Percent | | Detail Amount | |
| | | | | Bus 72 fuel | 40 E 2552 4640 00 300 000000 | 100.0000% | 51.45 |
| Feece Oil Company | | 2152317 | DFC | Van 36 fuel | 08/02/2023 | | 61.65 |
| Detail Description | | Detail Account | | Accounting Percent | | Detail Amount | |
| | | | | Van 36 Fuel | 40 E 2550 4640 00 300 000000 | 100.0000% | 61.65 |
| Feece Oil Company | | 2152382 | DFC | Bus 72 Fuel | 08/02/2023 | | 52.01 |
| Detail Description | | Detail Account | | Accounting Percent | | Detail Amount | |
| | | | | Bus 72 Fuel | 40 E 2552 4640 00 300 000000 | 100.0000% | 52.01 |
| Feece Oil Company | | 2152386 | DFC | Bus 26 Fuel | 08/02/2023 | | 61.65 |
| Detail Description | | Detail Account | | Accounting Percent | | Detail Amount | |
| | | | | Bus 56 Fuel | 40 E 2552 4640 00 300 000000 | 100.0000% | 61.65 |
| Feece Oil Company | | 2152395 | DFC | Bus 22 Fuel | 08/02/2023 | | 73.18 |
| Detail Description | | Detail Account | | Accounting Percent | | Detail Amount | |
| | | | | Bus 22 fuel | 40 E 2552 4640 00 300 000000 | 100.0000% | 73.18 |
| Feece Oil Company | | 2152653 | DFC | Bus 72 Fuel | 08/03/2023 | | 51.09 |
| Detail Description | | Detail Account | | Accounting Percent | | Detail Amount | |
| | | | | Bus 72 Fuel | 40 E 2552 4640 00 300 000000 | 100.0000% | 51.09 |

Invoice Listing

COUNTY OF GRUNDY SCHOOL DIST 111

| Vendor | PO Number | Invoice Number | Batch | Description | Invoice Date | Check Number | Net Amount |
|--------------------------------------|-----------|----------------------|-------|------------------------------|--------------|---------------------------|----------------------|
| Feece Oil Company | | 2152790 | DFC | Maintenance truck fuel | 08/03/2023 | | 84.36 |
| Detail Description | | | | Detail Account | | Accounting Percent | Detail Amount |
| Maintenance Truck fuel | | | | 40 E 2550 4640 00 300 000000 | | 100.0000% | 84.36 |
| Feece Oil Company | | 2152861 | DFC | Bus 72 Fuel | 08/04/2023 | | 51.12 |
| Detail Description | | | | Detail Account | | Accounting Percent | Detail Amount |
| Bus 72 fuel | | | | 40 E 2552 4640 00 300 000000 | | 100.0000% | 51.12 |
| Feece Oil Company | | 2153132 | DFC | Van 37 Fuel | 08/07/2023 | | 61.86 |
| Detail Description | | | | Detail Account | | Accounting Percent | Detail Amount |
| Van 37 Fuel | | | | 40 E 2550 4640 00 300 000000 | | 100.0000% | 61.86 |
| Feece Oil Company | | 2153147 | DFC | Bus 72 fuel | 08/07/2023 | | 47.51 |
| Detail Description | | | | Detail Account | | Accounting Percent | Detail Amount |
| Bus 72 fuel | | | | 40 E 2552 4640 00 300 000000 | | 100.0000% | 47.51 |
| Feece Oil Company | | 2153385 | DFC | Maintenance Truck Fuel | 08/08/2023 | | 144.91 |
| Detail Description | | | | Detail Account | | Accounting Percent | Detail Amount |
| Maintenance Truck Fuel | | | | 40 E 2550 4640 00 300 000000 | | 100.0000% | 144.91 |
| Feece Oil Company | | 2153414 | DFC | Bus 72 Fuel | 08/08/2023 | | 52.02 |
| Detail Description | | | | Detail Account | | Accounting Percent | Detail Amount |
| Bus 72 fuel | | | | 40 E 2552 4640 00 300 000000 | | 100.0000% | 52.02 |
| Feece Oil Company | | 3996587 | DFC | On Road Hi Speed Diesel | 07/31/2023 | | 4,089.17 |
| Detail Description | | | | Detail Account | | Accounting Percent | Detail Amount |
| On Road Hi Speed Diesel | | | | 40 E 2552 4640 00 300 000000 | | 100.0000% | 4,089.17 |
| Total for Feece Oil Company: | | | | | | | 7,222.34 |
| Fitzgerald, Joshua | | 2023 Football Summer | DFC | 2023 Football Summer Camp | 07/28/2023 | | 672.00 |
| Detail Description | | | | Detail Account | | Accounting Percent | Detail Amount |
| 2023 Summer Camp Worker | | | | 11 E 1999 4100 30 300 910035 | | 100.0000% | 672.00 |
| Total for Fitzgerald, Joshua: | | | | | | | 672.00 |

Invoice Listing

COUNTY OF GRUNDY SCHOOL DIST 111

| Vendor | PO Number | Invoice Number | Batch | Description | Invoice Date | Check Number | Net Amount |
|---|------------|------------------------------|-------|-----------------------------------|--------------|----------------------|------------|
| Foldingchairs4less.com | 1082300022 | INV-15397747 | DFC | Folding Chairs and Table trolleys | 06/27/2023 | | 6,119.28 |
| Detail Description | | Detail Account | | Accounting Percent | | Detail Amount | |
| DAD-YCZ-244-2-GW-GG - Elon 8 foot Granite White Plastic Folding Training Table | | 10 E 1130 4000 00 300 000000 | | 100.0000% | | 4,305.00 | |
| LLR65956-SP - Lorell Rectangular Folding Table Trolley Cart 30"W x 45.3"D x 75.9"H-Charcoal | | 10 E 1130 4000 00 300 000000 | | 100.0000% | | 1,223.97 | |
| Shipping | | 10 E 1130 4000 00 300 000000 | | 100.0000% | | 590.31 | |
| Total for Foldingchairs4less.com: | | | | | | 6,119.28 | |
| Fox Valley Fire & Safety Co | | IN00614675 | DFC | Fire Extinguisher Service | 07/14/2023 | | 416.65 |
| Detail Description | | Detail Account | | Accounting Percent | | Detail Amount | |
| Fire Extinguisher Service South Campus | | 80 E 2365 3900 00 300 000002 | | 100.0000% | | 416.65 | |
| Total for Fox Valley Fire & Safety Co: | | | | | | 416.65 | |
| Giant Steps | | 111-0723S | DFC | Tuition | 07/17/2023 | | 4,834.62 |
| Detail Description | | Detail Account | | Accounting Percent | | Detail Amount | |
| Tuition | | 10 E 1912 6700 00 300 000000 | | 100.0000% | | 4,834.62 | |
| Total for Giant Steps: | | | | | | 4,834.62 | |
| Global Compliance Network | | 13936 | DFC | GCN Training for Staff | 08/07/2023 | | 540.00 |
| Detail Description | | Detail Account | | Accounting Percent | | Detail Amount | |
| GSN Training | | 10 E 2210 3120 00 300 000000 | | 100.0000% | | 540.00 | |
| Total for Global Compliance Network: | | | | | | 540.00 | |
| Grainger | | 9747618800 | DFC | Purchase order books | 06/22/2023 | | 239.16 |
| Detail Description | | Detail Account | | Accounting Percent | | Detail Amount | |
| Purchase order books | | 40 E 2552 4100 00 300 000000 | | 100.0000% | | 239.16 | |
| Grainger | | 975436348 | DFC | Returned Compression Coupling | 06/28/2023 | | -35.67 |
| Detail Description | | Detail Account | | Accounting Percent | | Detail Amount | |
| Returned Compression Coupling | | 20 E 2540 4100 00 300 000000 | | 100.0000% | | -35.67 | |
| Total for Grainger: | | | | | | 203.49 | |
| Grand Stage Lighting Co | | 0351980-IN | DFC | LCD Touchscreen Monitor | 10/10/2022 | | 2,455.00 |
| Detail Description | | Detail Account | | Accounting Percent | | Detail Amount | |
| LCD Touchscreen Monitor | | 10 E 1500 5400 70 300 000003 | | 100.0000% | | 2,455.00 | |

Invoice Listing

COUNTY OF GRUNDY SCHOOL DIST 111

| Vendor | PO Number | Invoice Number | Batch | Description | Invoice Date | Check Number | Net Amount | |
|--|------------|------------------------|-------|--|--------------|---------------------------|-------------------|----------------------|
| Grand Stage Lighting Co | | 0352447-IN | DFC | Return of ETC Touchscreen Monitor | 12/05/2022 | | -1,904.00 | |
| Detail Description | | | | Detail Account | | Accounting Percent | | Detail Amount |
| Return of Touchscreen Monitor less restocking fee | | | | 10 E 1500 5400 70 300 000003 | | 100.0000% | | -1,904.00 |
| Total for Grand Stage Lighting Co: | | | | | | | 551.00 | |
| Green Promoting | 1082300025 | 55973 | DFC | Chapstick-Bees Balm Chapstick 100% natural -peppermint | 07/24/2023 | | 277.50 | |
| Detail Description | | | | Detail Account | | Accounting Percent | | Detail Amount |
| Chapstick-Bees Balm Chapstick 100% natural -peppermint | | | | 10 E 2210 4000 00 300 000001 | | 100.0000% | | 262.50 |
| Estimated shipping | | | | 10 E 2210 4000 00 300 000001 | | 100.0000% | | 15.00 |
| Green Promoting | 1082400001 | 55971 | DFC | Pull a part Keytags - silver w/split rings-polybagged | 07/20/2023 | | 480.99 | |
| Detail Description | | | | Detail Account | | Accounting Percent | | Detail Amount |
| Pull a part Keytags - silver w/split rings-polybagged | | | | 10 E 2210 4000 00 300 000001 | | 100.0000% | | 347.75 |
| setup on white barrel in orange 165 | | | | 10 E 2210 4000 00 300 000001 | | 100.0000% | | 133.24 |
| Total for Green Promoting: | | | | | | | 758.49 | |
| Grundy Co Special Education | | August IDEA Flow | DFC | August IDEA Flow Through | 07/25/2023 | | 21,249.60 | |
| Detail Description | | | | Detail Account | | Accounting Percent | | Detail Amount |
| August IDEA Flow Through | | | | 10 E 4000 6000 00 000 000000 | | 100.0000% | | 21,249.60 |
| Grundy Co Special Education | | August Tuition billing | DFC | Tuition | 07/25/2023 | | 202,380.28 | |
| Detail Description | | | | Detail Account | | Accounting Percent | | Detail Amount |
| August Tuition billing | | | | 10 E 4220 6700 00 000 000000 | | 100.0000% | | 202,380.28 |
| Total for Grundy Co Special Education: | | | | | | | 223,629.88 | |
| Guiding Light Academy | | 5472 | DFC | Tuition | 08/01/2023 | | 9,594.80 | |
| Detail Description | | | | Detail Account | | Accounting Percent | | Detail Amount |
| Tuition | | | | 10 E 1912 6700 00 300 000000 | | 100.0000% | | 9,594.80 |
| Total for Guiding Light Academy: | | | | | | | 9,594.80 | |
| Haiges Machinery Inc. | | 0220077-IN | DFC | Building Repairs | 08/03/2023 | | 2,355.00 | |
| Detail Description | | | | Detail Account | | Accounting Percent | | Detail Amount |
| Building Repairs | | | | 20 E 2540 3230 00 300 000000 | | 100.0000% | | 2,355.00 |
| Total for Haiges Machinery Inc.: | | | | | | | 2,355.00 | |

Invoice Listing

COUNTY OF GRUNDY SCHOOL DIST 111

| Vendor | PO Number | Invoice Number | Batch | Description | Invoice Date | Check Number | Net Amount |
|---|------------|------------------|------------------------------|---|---------------------------|--------------|----------------------|
| Hampton, Jada | | 2023 Summer Camp | DFC | 2023 Summer Volleyball Camp | 07/27/2023 | | 913.50 |
| Detail Description | | | Detail Account | | Accounting Percent | | Detail Amount |
| Camp Worker | | | 11 E 1999 4100 30 300 910037 | | 100.0000% | | 913.50 |
| Total for Hampton, Jada: | | | | | | | 913.50 |
| Harmonic Design | | 13104 | DFC | Bus Banner Cover-Up | 07/31/2023 | | 57.00 |
| Detail Description | | | Detail Account | | Accounting Percent | | Detail Amount |
| Bus Banner Cover-Up | | | 40 E 2550 3500 00 000 000000 | | 100.0000% | | 57.00 |
| Total for Harmonic Design: | | | | | | | 57.00 |
| Harper, Emma | | 2023 Summer Camp | DFC | 2023 Summer Volleyball Camp | 07/27/2023 | | 1,484.00 |
| Detail Description | | | Detail Account | | Accounting Percent | | Detail Amount |
| Camp worker | | | 11 E 1999 4100 30 300 910037 | | 100.0000% | | 1,484.00 |
| Total for Harper, Emma: | | | | | | | 1,484.00 |
| Helping Hand Automotive | | 4525 | DFC | Bus 132 Repairs & Maintenance | 07/05/2023 | | 3,209.55 |
| Detail Description | | | Detail Account | | Accounting Percent | | Detail Amount |
| Bus 132 Repairs & Maintenance | | | 40 E 2554 3230 00 300 000000 | | 100.0000% | | 3,209.55 |
| Total for Helping Hand Automotive: | | | | | | | 3,209.55 |
| Hinsdale Central High | 1032400035 | 9/2/23 XC Invite | DFC | Boys and Girls Cross Country - Red Devil Invite | 08/02/2023 | | 350.00 |
| Detail Description | | | Detail Account | | Accounting Percent | | Detail Amount |
| Boys and Girls Cross Country - Red Devil Invite | | | 10 E 1500 3900 30 300 000000 | | 100.0000% | | 350.00 |
| Total for Hinsdale Central High: | | | | | | | 350.00 |
| Host, Jocelyn M | | 2022 Summer Camp | DFC | 7/5-7/8 2022 Summer Camp | 07/08/2022 | | 90.00 |
| Detail Description | | | Detail Account | | Accounting Percent | | Detail Amount |
| 7/5-7/8 2023 Summer Camp | | | 11 E 1999 4100 30 300 910013 | | 100.0000% | | 90.00 |
| Host, Jocelyn M | | 2023 Summer Camp | DFC | 7/10-7/13 2023 Summer Camp | 07/13/2023 | | 108.00 |
| Detail Description | | | Detail Account | | Accounting Percent | | Detail Amount |
| 7/10-7/13 2023 Summer Camp | | | 11 E 1999 4100 30 300 910034 | | 100.0000% | | 108.00 |
| Total for Host, Jocelyn M: | | | | | | | 198.00 |
| IASA | | 2023-2024 Dues | DFC | 2023-2024 Dues | 08/08/2023 | | 1,446.15 |
| Detail Description | | | Detail Account | | Accounting Percent | | Detail Amount |
| IASA Active Membership Dues | | | 10 E 2321 6400 00 300 000000 | | 100.0000% | | 1,446.15 |
| Total for IASA: | | | | | | | 1,446.15 |

Invoice Listing

COUNTY OF GRUNDY SCHOOL DIST 111

| Vendor | PO Number | Invoice Number | Batch | Description | Invoice Date | Check Number | Net Amount |
|---|-----------|------------------------------|-------|--|--------------|----------------------|-------------------|
| IHSA - Illinois High School Assn. | | 32767 | DFC | 2022-2023 IHSA Second Round Football | 11/04/2022 | | 10,880.60 |
| Detail Description | | Detail Account | | Accounting Percent | | Detail Amount | |
| 2022-2023 Second Round Financial Report | | 10 E 1500 3900 30 300 000001 | | 100.0000% | | 10,880.60 | |
| Total for IHSA - Illinois High School Assn.: | | | | | | | 10,880.60 |
| Illco | | 6194530 | DFC | Belts | 07/06/2023 | | 22.03 |
| Detail Description | | Detail Account | | Accounting Percent | | Detail Amount | |
| Belts | | 20 E 2540 4100 00 300 000000 | | 100.0000% | | 22.03 | |
| Total for Illco: | | | | | | | 22.03 |
| Illinois Counties Risk Management Trust | | RCB000000033523 | DFC | 2023-2024 Property and Liability Premium | 07/01/2023 | | 290,604.00 |
| Detail Description | | Detail Account | | Accounting Percent | | Detail Amount | |
| 2023-2024 Premium | | 80 E 2364 3800 00 300 000001 | | 100.0000% | | 290,604.00 | |
| Total for Illinois Counties Risk Management Trust: | | | | | | | 290,604.00 |
| Illinois High School Football Coaches Association | | 8/1/23-8/1/24 Membership | DFC | 8/1/23-8/1/24 Membership | 08/01/2023 | | 350.00 |
| Detail Description | | Detail Account | | Accounting Percent | | Detail Amount | |
| 8/1/23-8/1/24 Memebership | | 11 E 1999 4100 30 300 910014 | | 100.0000% | | 350.00 | |
| Total for Illinois High School Football Coaches Association: | | | | | | | 350.00 |
| Illinois Public Risk Fund | | 85756 | DFC | September Workers Comp | 07/12/2023 | | 19,518.00 |
| Detail Description | | Detail Account | | Accounting Percent | | Detail Amount | |
| September Worker's Comp | | 80 E 2362 3800 00 300 000000 | | 100.0000% | | 19,518.00 | |
| Total for Illinois Public Risk Fund: | | | | | | | 19,518.00 |
| Industrial Steam Cleaning Of Chicago | | CHI16079 | DFC | Clean Exhaust System and Hoods | 07/17/2023 | | 825.00 |
| Detail Description | | Detail Account | | Accounting Percent | | Detail Amount | |
| Chemically Clean the Exhaust System and Hood | | 20 E 2540 3900 00 302 000000 | | 100.0000% | | 825.00 | |
| Industrial Steam Cleaning Of Chicago | | CHI17078 | DFC | Clean exhaust and Hood | 07/17/2023 | | 825.00 |
| Detail Description | | Detail Account | | Accounting Percent | | Detail Amount | |
| Chemically Clean the Exhaust System and Hood | | 20 E 2540 3900 00 300 000000 | | 100.0000% | | 825.00 | |
| Total for Industrial Steam Cleaning Of Chicago: | | | | | | | 1,650.00 |

Invoice Listing

COUNTY OF GRUNDY SCHOOL DIST 111

| Vendor | PO Number | Invoice Number | Batch | Description | Invoice Date | Check Number | Net Amount |
|--|------------|------------------------------|-------|--|--------------|----------------------|-----------------|
| Joliet Central High School | 1032400042 | 9/22/23 Golf Invite | DFC | Boys V Golf - 46th Annual Don Nichols/Will Co. Invite | 08/22/2023 | | 375.00 |
| Detail Description | | Detail Account | | Accounting Percent | | Detail Amount | |
| Boys V Golf - 46th Annual Don Nichols/Will Co. Invite | | 10 E 1500 3900 30 300 000000 | | 100.0000% | | 375.00 | |
| Total for Joliet Central High School: | | | | | | | 375.00 |
| Joliet West High School | 1032400044 | 9/9/23 Tennis Invite | DFC | Girls V Tennis - Joliet West Girls Varsity Tennis Invite | 08/02/2023 | | 150.00 |
| Detail Description | | Detail Account | | Accounting Percent | | Detail Amount | |
| Girls V Tennis - Joliet West Girls Varsity Tennis Invite | | 10 E 1500 3900 30 300 000000 | | 100.0000% | | 150.00 | |
| Joliet West High School | 1032400048 | 9/9/23 Volleyball Invite | DFC | Girls FA VolleyBall - Freshman A Tiger Invite | 08/02/2023 | | 280.00 |
| Detail Description | | Detail Account | | Accounting Percent | | Detail Amount | |
| Girls FA VolleyBall - Freshman A Tiger Invite | | 10 E 1500 3900 30 300 000000 | | 100.0000% | | 280.00 | |
| Total for Joliet West High School: | | | | | | | 430.00 |
| JW Pepper | 1152400013 | 365447034 | DFC | SoundTree SK-40 Headset w/ Mic | 07/26/2023 | | 227.96 |
| Detail Description | | Detail Account | | Accounting Percent | | Detail Amount | |
| SoundTree SK-40 Headset w/ Mic | | 10 E 1130 4100 12 302 000001 | | 100.0000% | | 227.96 | |
| Total for JW Pepper: | | | | | | | 227.96 |
| Kimball Midwest | | 101283443 | DFC | Supplies | 07/26/2023 | | 450.18 |
| Detail Description | | Detail Account | | Accounting Percent | | Detail Amount | |
| Supplies | | 20 E 2540 4100 00 300 000000 | | 100.0000% | | 450.18 | |
| Total for Kimball Midwest: | | | | | | | 450.18 |
| King, Lily Ann | | 2023 Volleyball Camp | DFC | 2023 Volleyball Camp | 07/27/2023 | | 1,365.00 |
| Detail Description | | Detail Account | | Accounting Percent | | Detail Amount | |
| Camp worker | | 11 E 1999 4100 30 300 910037 | | 100.0000% | | 1,365.00 | |
| Total for King, Lily Ann: | | | | | | | 1,365.00 |
| KnowBe4 | | INV271556 | DFC | Security Awareness Training Subscription 10/27/23-10/26/24 | 08/04/2023 | | 4,563.00 |
| Detail Description | | Detail Account | | Accounting Percent | | Detail Amount | |
| Security Awareness Training Subscription 10/27/23-10/26/24 | | 10 E 2225 4700 00 300 000000 | | 100.0000% | | 4,563.00 | |
| KnowBe4 | | INV271557 | DFC | Phisher Subscription 10/27/23-10/26/24 | 08/04/2023 | | 3,510.00 |
| Detail Description | | Detail Account | | Accounting Percent | | Detail Amount | |
| Phisher Subscription 10/27/23-10/26/24 | | 10 E 2225 4700 00 300 000000 | | 100.0000% | | 3,510.00 | |
| Total for KnowBe4: | | | | | | | 8,073.00 |

Invoice Listing

COUNTY OF GRUNDY SCHOOL DIST 111

| Vendor | PO Number | Invoice Number | Batch | Description | Invoice Date | Check Number | Net Amount |
|---|------------|---------------------------|-------|--|--------------|---------------------------|----------------------|
| Langeland Construction | | 080223 | DFC | Concession stand | 08/02/2023 | | 8,630.00 |
| Detail Description | | | | Detail Account | | Accounting Percent | Detail Amount |
| Concession Start | | | | 20 E 2543 5400 00 300 000000 | | 100.0000% | 8,630.00 |
| Langeland Construction | 1062400001 | 080223A | DFC | concrete work at 3 locations Outside door #10, Large area outside door #14 and ramp added at end of sidewalk by door #24 | 08/02/2023 | | 22,700.00 |
| Detail Description | | | | Detail Account | | Accounting Percent | Detail Amount |
| Concrete work by doors 10,14 and 24 | | | | 20 E 2540 4100 00 300 000001 | | 100.0000% | 22,700.00 |
| Total for Langeland Construction: | | | | | | | 31,330.00 |
| Lemont High School | 1032400024 | 8/25/23 Golf Invite | DFC | Boys V Golf Lemont HS Invite - Lemont Shootout | 07/20/2023 | | 450.00 |
| Detail Description | | | | Detail Account | | Accounting Percent | Detail Amount |
| Boys V Golf Lemont HS Invite - Lemont Shootout | | | | 10 E 1500 3900 30 300 000000 | | 100.0000% | 450.00 |
| Lemont High School | 1032400040 | 9/8/23 Golf Invite | DFC | Boys V Golf - Lemont HS Invite - Lemont Shootout | 08/02/2023 | | 450.00 |
| Detail Description | | | | Detail Account | | Accounting Percent | Detail Amount |
| Boys V Golf - Lemont HS Invite - Lemont Shootout | | | | 10 E 1500 3900 30 300 000000 | | 100.0000% | 450.00 |
| Total for Lemont High School: | | | | | | | 900.00 |
| Lincoln-Way Central High School | 1032400019 | 8/10/23 Golf invite | DFC | Girls Golf Knights JV Tournament | 07/20/2023 | | 225.00 |
| Detail Description | | | | Detail Account | | Accounting Percent | Detail Amount |
| Girls Golf LW Knights JV Tournament | | | | 10 E 1500 3900 30 300 000000 | | 100.0000% | 225.00 |
| Total for Lincoln-Way Central High School: | | | | | | | 225.00 |
| Lincoln-Way West | 1032400051 | 9/16/23 Volleyball Invite | DFC | Girls FA Volleyball - Lincoln-Way West HS Invite | 08/02/2023 | | 300.00 |
| Detail Description | | | | Detail Account | | Accounting Percent | Detail Amount |
| Girls FA Volleyball - Lincoln-Way West HS Invite | | | | 10 E 1500 3900 30 300 000000 | | 100.0000% | 300.00 |
| Total for Lincoln-Way West: | | | | | | | 300.00 |
| Lockport Twp High School | 1032400045 | 9/16/23 Tennis Invite | DFC | Girls V Tennis - Lockport Invitational | 08/02/2023 | | 185.00 |
| Detail Description | | | | Detail Account | | Accounting Percent | Detail Amount |
| Girls V Tennis - Lockport Invitational | | | | 10 E 1500 3900 30 300 000000 | | 100.0000% | 185.00 |

Invoice Listing

COUNTY OF GRUNDY SCHOOL DIST 111

| Vendor | PO Number | Invoice Number | Batch | Description | Invoice Date | Check Number | Net Amount |
|--|------------------|-----------------------|-------|--|--------------|---------------------------|----------------------|
| Lockport Twp High School | 1032400047 | 9/29/23 Tennis Invite | DFC | Girls V Tennis - Lockport Invitational | 08/02/2023 | | 185.00 |
| Detail Description | | | | Detail Account | | Accounting Percent | Detail Amount |
| Girls V Tennis - Lockport Invitational | | | | 10 E 1500 3900 30 300 000000 | | 100.0000% | 185.00 |
| Total for Lockport Twp High School: | | | | | | | 370.00 |
| LRSrecycles.com | PS551463 | | DFC | Unit Rentals | 07/27/2023 | | 901.00 |
| Detail Description | | | | Detail Account | | Accounting Percent | Detail Amount |
| Unit Rentals | | | | 20 E 2540 4100 00 300 000001 | | 100.0000% | 901.00 |
| Total for LRSrecycles.com: | | | | | | | 901.00 |
| McGrath | 1052300045 | 384182 | DFC | Desk and cabinet order for Central Campus Nurses' office Shipping and installation included in detail prices | 07/24/2023 | | 8,364.00 |
| Detail Description | | | | Detail Account | | Accounting Percent | Detail Amount |
| 60 x 30 double pedestal desk with one file/file ped and one box/box/file ped--all locking Silver Mesh worksurface, Charcoal base--color may change | | | | 10 E 1200 4100 00 300 000002 | | 100.0000% | 1,330.00 |
| 60" wide overhead storage cabinet w/locking doors Charcoal with silver mesh top | | | | 10 E 1200 4100 00 300 000002 | | 100.0000% | 919.66 |
| Back enclosure for above, will match laminate Charcoal | | | | 10 E 1200 4100 00 300 000002 | | 100.0000% | 189.00 |
| Tackboard for above, platinum upholstery | | | | 10 E 1200 4100 00 300 000002 | | 100.0000% | 247.00 |
| 48 x 24 desk shell -- Silver mesh on Charcoal | | | | 10 E 1200 4100 00 300 000002 | | 100.0000% | 525.00 |
| box/box/file pedestal for small desk, charcoal | | | | 10 E 1200 4100 00 300 000002 | | 100.0000% | 589.00 |
| 5 drawer lateral file with lock, top drawer is roll-out shelf, 42 x 18 x 64, color: charcoal | | | | 10 E 1200 4100 00 300 000002 | | 100.0000% | 2,499.00 |
| 2 drawer lateral file with storage cabinet above 36 x 18 x 64, color: charcoal | | | | 10 E 1200 4100 00 300 000002 | | 100.0000% | 2,066.00 |
| Total for McGrath: | | | | | | | 8,364.00 |
| McHs P-Card | 8/5/23 Statement | | DFC | Qikn EZ Gas | 08/05/2023 | | 58.19 |
| Detail Description | | | | Detail Account | | Accounting Percent | Detail Amount |
| Qikn Ez Gas | | | | 11 E 1999 4100 30 300 910014 | | 100.0000% | 58.19 |

Invoice Listing

COUNTY OF GRUNDY SCHOOL DIST 111

| Vendor | PO Number | Invoice Number | Batch | Description | Invoice Date | Check Number | Net Amount |
|------------------------|------------|------------------|-------|-----------------------------|------------------------------|--|----------------------|
| McHs P-Card | 2042400004 | 8/5/23 Statement | DFC | P-Card July 2023 Activities | 08/05/2023 | | 255.28 |
| | | | | Detail Description | Detail Account | Accounting Percent | Detail Amount |
| | | | | Class Team Building | 11 E 1999 4100 70 300 900056 | 100.0000% | 169.00 |
| | | | | UPrinting Banner | 11 E 1999 4100 70 300 900048 | 100.0000% | 86.28 |
| | | | | | | Total for McHs P-Card: | 313.47 |
| Menards | | 006922 | DFC | Supplies | 07/26/2023 | | 52.06 |
| | | | | Detail Description | Detail Account | Accounting Percent | Detail Amount |
| | | | | Supplies | 20 E 2540 4100 00 302 000000 | 100.0000% | 52.06 |
| Menards | | 06489 | DFC | Supplies | 07/19/2023 | | 244.28 |
| | | | | Detail Description | Detail Account | Accounting Percent | Detail Amount |
| | | | | Supplies | 20 E 2540 4100 00 302 000000 | 100.0000% | 244.28 |
| Menards | | 06994 | DFC | Supplies | 07/27/2023 | | 89.97 |
| | | | | Detail Description | Detail Account | Accounting Percent | Detail Amount |
| | | | | Supplies | 20 E 2540 4100 00 302 000000 | 100.0000% | 89.97 |
| Menards | | 07075 | DFC | Supplies | 07/28/2023 | | 39.45 |
| | | | | Detail Description | Detail Account | Accounting Percent | Detail Amount |
| | | | | Supplies | 20 E 2540 4100 00 302 000000 | 100.0000% | 39.45 |
| Menards | | 07401 | DFC | Supplies | 08/02/2023 | | 240.22 |
| | | | | Detail Description | Detail Account | Accounting Percent | Detail Amount |
| | | | | Supplies | 20 E 2540 4100 00 302 000000 | 100.0000% | 240.22 |
| Menards | | 07536 | DFC | Supplies | 08/04/2023 | | 9.98 |
| | | | | Detail Description | Detail Account | Accounting Percent | Detail Amount |
| | | | | Supplies | 20 E 2540 4100 00 302 000000 | 100.0000% | 9.98 |
| Menards | | 07612 | DFC | Supplies | 08/05/2023 | | 11.96 |
| | | | | Detail Description | Detail Account | Accounting Percent | Detail Amount |
| | | | | Supplies | 20 E 2540 4100 00 302 000000 | 100.0000% | 11.96 |
| | | | | | | Total for Menards: | 687.92 |
| Meyer Laboratory, Inc. | | 0898991-IN | DFC | Supplies | 07/27/2023 | | 530.35 |
| | | | | Detail Description | Detail Account | Accounting Percent | Detail Amount |
| | | | | Supplies | 20 E 2540 4100 00 300 000000 | 100.0000% | 530.35 |
| | | | | | | Total for Meyer Laboratory, Inc.: | 530.35 |

Invoice Listing

COUNTY OF GRUNDY SCHOOL DIST 111

| Vendor | PO Number | Invoice Number | Batch | Description | Invoice Date | Check Number | Net Amount |
|-----------------------------|-----------|----------------|-------|--|------------------------------|--|----------------------|
| Middleton Overhead Doors | | WO-8464 | DFC | Door Repair | 07/20/2023 | | 355.30 |
| | | | | Detail Description | Detail Account | Accounting Percent | Detail Amount |
| | | | | Replace Three Wire Air Switch on Door Number 1 | 40 E 2540 3390 00 300 000000 | 100.0000% | 355.30 |
| | | | | | | Total for Middleton Overhead Doors: | 355.30 |
| Minooka CCSD #201 | | 080123 | DFC | July Transportation Split | 08/01/2023 | | 11,306.60 |
| | | | | Detail Description | Detail Account | Accounting Percent | Detail Amount |
| | | | | Oak Lawn Blacktop Paving | 40 E 2559 5300 00 300 000000 | 100.0000% | 4,900.00 |
| | | | | Fox Valley Fire and Safety | 40 E 2554 3230 00 300 000000 | 100.0000% | 225.65 |
| | | | | Crescent Electric | 40 E 2552 4100 00 300 000000 | 100.0000% | 272.16 |
| | | | | Tyler Technologies | 40 E 2554 3000 00 300 000000 | 100.0000% | 3,281.44 |
| | | | | Staples | 40 E 2550 3500 00 000 000000 | 100.0000% | 1,121.23 |
| | | | | Waste Management | 40 E 2550 3210 00 300 000000 | 100.0000% | 732.75 |
| | | | | NiCor | 40 E 2552 4650 00 300 000000 | 100.0000% | 75.04 |
| | | | | Dynegy | 40 E 2552 4660 00 300 000000 | 100.0000% | 665.11 |
| | | | | Peerless | 40 E 2550 3400 00 300 000000 | 100.0000% | 33.22 |
| | | | | | | Total for Minooka CCSD #201: | 11,306.60 |
| Minooka Grain Lumber & Sup. | | 266222 | DFC | Supplies | 07/15/2023 | | 983.69 |
| | | | | Detail Description | Detail Account | Accounting Percent | Detail Amount |
| | | | | Supplies | 20 E 2540 4100 00 300 000001 | 100.0000% | 983.69 |
| Minooka Grain Lumber & Sup. | | 266229 | DFC | Supplies | 07/17/2023 | | 724.00 |
| | | | | Detail Description | Detail Account | Accounting Percent | Detail Amount |
| | | | | Supplies | 20 E 2540 4100 00 300 000000 | 100.0000% | 724.00 |
| Minooka Grain Lumber & Sup. | | 266325 | DFC | Supplies | 07/24/2023 | | 325.00 |
| | | | | Detail Description | Detail Account | Accounting Percent | Detail Amount |
| | | | | Supplies | 20 E 2540 4100 00 300 000001 | 100.0000% | 325.00 |
| Minooka Grain Lumber & Sup. | | 266331 | DFC | Supplies | 07/25/2023 | | 51.48 |
| | | | | Detail Description | Detail Account | Accounting Percent | Detail Amount |
| | | | | Supplies | 20 E 2540 4100 00 300 000001 | 100.0000% | 51.48 |

Invoice Listing

COUNTY OF GRUNDY SCHOOL DIST 111

| Vendor | PO Number | Invoice Number | Batch | Description | Invoice Date | Check Number | Net Amount |
|--|------------|---------------------------|-------|--|---------------------------|--------------|----------------------|
| Minooka Grain Lumber & Sup. | | 266363 | DFC | Supplies | 07/27/2023 | | 46.85 |
| Detail Description | | | | Detail Account | Accounting Percent | | Detail Amount |
| Supplies | | | | 20 E 2540 4100 00 300 000000 | 100.0000% | | 46.85 |
| Total for Minooka Grain Lumber & Sup.: | | | | | | | 2,131.02 |
| Morris Hospital | | 00025578-00 | DFC | Random Drug Screenings | 07/12/2023 | | 1,034.00 |
| Detail Description | | | | Detail Account | Accounting Percent | | Detail Amount |
| Random Drug Screenings | | | | 40 E 2550 3100 00 300 000000 | 100.0000% | | 1,034.00 |
| Total for Morris Hospital: | | | | | | | 1,034.00 |
| Mother McAuley High School | 1032400052 | 9/29/23 Volleyball Invite | DFC | Girls V Volleyball - ASICS Challenge | 08/02/2023 | | 350.00 |
| Detail Description | | | | Detail Account | Accounting Percent | | Detail Amount |
| Girls V Volleyball - ASICS Challenge | | | | 10 E 1500 3900 30 300 000000 | 100.0000% | | 350.00 |
| Total for Mother McAuley High School: | | | | | | | 350.00 |
| Murphy, Kevin R | | July 2023 Cellphone | DFC | July 2023 Cellphone Reimbursement | 07/27/2023 | | 100.00 |
| Detail Description | | | | Detail Account | Accounting Percent | | Detail Amount |
| Cell Phone | | | | 20 E 2540 3400 00 300 000001 | 100.0000% | | 100.00 |
| Total for Murphy, Kevin R: | | | | | | | 100.00 |
| Naperville North High School | 1032400039 | 9/23/23 Golf Invite | DFC | Girls V Golf - Naperville North Rosie Invite | 08/02/2023 | | 385.00 |
| Detail Description | | | | Detail Account | Accounting Percent | | Detail Amount |
| Girls V Golf - Naperville North Rosie Invite | | | | 10 E 1500 3900 30 300 000000 | 100.0000% | | 385.00 |
| Total for Naperville North High School: | | | | | | | 385.00 |
| Naperville Psychiatric Ventures-Linden Oaks Tutoring Service | | GC-99 | DFC | Tuition | 02/28/2023 | | 624.00 |
| Detail Description | | | | Detail Account | Accounting Percent | | Detail Amount |
| Tuition | | | | 10 E 1200 6700 00 300 000002 | 100.0000% | | 624.00 |
| Total for Naperville Psychiatric Ventures-Linden Oaks Tutoring Service: | | | | | | | 624.00 |

Invoice Listing

COUNTY OF GRUNDY SCHOOL DIST 111

| Vendor | PO Number | Invoice Number | Batch | Description | Invoice Date | Check Number | Net Amount |
|---|------------|---------------------|-------|---|---------------------------|--------------|----------------------|
| NCS Pearson, Inc. | 1092400002 | 22117082 | DFC | Microsoft certification software and practice exams | 07/05/2023 | | 1,508.00 |
| Detail Description | | | | Detail Account | Accounting Percent | | Detail Amount |
| Practice testing | | | | 10 E 1407 4700 03 300 000000 | 100.0000% | | 785.00 |
| Seat License for software | | | | 10 E 1407 4700 03 300 000000 | 100.0000% | | 723.00 |
| Total for NCS Pearson, Inc.: | | | | | | | 1,508.00 |
| Nicor Gas | | 2785696 8/23 | DFC | Services 7/5-8/3/23 | 08/03/2023 | | 216.37 |
| Detail Description | | | | Detail Account | Accounting Percent | | Detail Amount |
| Services 7/5/23-8/3/23 | | | | 20 E 2540 4650 00 300 000000 | 100.0000% | | 216.37 |
| Nicor Gas | | 4285587 8/23 | DFC | Services 7/5-8/23/23 | 08/03/2023 | | 175.49 |
| Detail Description | | | | Detail Account | Accounting Percent | | Detail Amount |
| Services 7/5-8/3/23 | | | | 20 E 2540 4650 00 303 000000 | 100.0000% | | 175.49 |
| Nicor Gas | | 4874919 8/23 | DFC | Services 7/5-8/3/23 | 08/04/2023 | | 54.45 |
| Detail Description | | | | Detail Account | Accounting Percent | | Detail Amount |
| Services 7/5-8/3/23 | | | | 20 E 2540 3400 00 301 000000 | 100.0000% | | 54.45 |
| Nicor Gas | | 5419427 8/23 | DFC | Services 7/5-8/3 | 08/04/2023 | | 174.73 |
| Detail Description | | | | Detail Account | Accounting Percent | | Detail Amount |
| Services 7/5-8/3 | | | | 20 E 2540 4650 00 300 000000 | 100.0000% | | 174.73 |
| Total for Nicor Gas: | | | | | | | 621.04 |
| Norco Cleaners | 1152400016 | 117345 | DFC | Choir uniform cleaning | 06/14/2023 | | 950.00 |
| Detail Description | | | | Detail Account | Accounting Percent | | Detail Amount |
| Choir uniform cleaning Invoice # 117345 | | | | 10 E 1130 3000 12 300 000001 | 100.0000% | | 950.00 |
| Total for Norco Cleaners: | | | | | | | 950.00 |
| Normal West High School | 1032400018 | 8/31/23 Golf Invite | DFC | Normal West Boys & Girls CC Invite | 07/20/2023 | | 250.00 |
| Detail Description | | | | Detail Account | Accounting Percent | | Detail Amount |
| Normal West Boys & Girls CC Invite | | | | 10 E 1500 3900 30 300 000000 | 100.0000% | | 250.00 |
| Normal West High School | 1032400026 | 8/26/23 XC Invite | DFC | Boys V Golf Challenge at the Den | 07/20/2023 | | 250.00 |
| Detail Description | | | | Detail Account | Accounting Percent | | Detail Amount |
| Boys V Golf Challenge at the Den | | | | 10 E 1500 3900 30 300 000000 | 100.0000% | | 250.00 |
| Total for Normal West High School: | | | | | | | 500.00 |

Invoice Listing

COUNTY OF GRUNDY SCHOOL DIST 111

| Vendor | PO Number | Invoice Number | Batch | Description | Invoice Date | Check Number | Net Amount |
|---|------------|------------------------|-------|--|--------------|---------------------------|----------------------|
| Oswego High School | 1032400022 | 8/22/23 Golf Invite | DFC | Boys JV Golf Oswego Invite | 07/20/2023 | | 325.00 |
| Detail Description | | | | Detail Account | | Accounting Percent | Detail Amount |
| Boys JV Golf Oswego Invite | | | | 10 E 1500 3900 30 300 000000 | | 100.0000% | 325.00 |
| Oswego High School | 1032400023 | 8/10/23 Golf Invite | DFC | Boys V Golf Panther Stableford Tournament | 07/20/2023 | | 325.00 |
| Detail Description | | | | Detail Account | | Accounting Percent | Detail Amount |
| Boys V Golf Panther Stableford Tournament | | | | 10 E 1500 3900 30 300 000000 | | 100.0000% | 325.00 |
| Oswego High School | 1032400027 | 8/10/23 JV Golf Invite | DFC | Boys V Golf Panther Scramble | 07/20/2023 | | 325.00 |
| Detail Description | | | | Detail Account | | Accounting Percent | Detail Amount |
| Boys V Golf Panther Scramble | | | | 10 E 1500 3900 30 300 000000 | | 100.0000% | 325.00 |
| Total for Oswego High School: | | | | | | | 975.00 |
| Ottawa Township High School | 1032400041 | 9/11/23 Golf Invite | DFC | Boys V Golf - Ottawa Golf Invite | 08/02/2023 | | 200.00 |
| Detail Description | | | | Detail Account | | Accounting Percent | Detail Amount |
| Boys V Golf - Ottawa Golf Invite | | | | 10 E 1500 3900 30 300 000000 | | 100.0000% | 200.00 |
| Ottawa Township High School | 1032400043 | 9/2/23 Tennis Invite | DFC | Girls V Tennis - Ottawa Varsity Invite | 08/02/2023 | | 60.00 |
| Detail Description | | | | Detail Account | | Accounting Percent | Detail Amount |
| Girls V Tennis - Ottawa Varsity Invite | | | | 10 E 1500 3900 30 300 000000 | | 100.0000% | 60.00 |
| Ottawa Township High School | 1032400046 | 9/23/23 Tennis Invite | DFC | Girls Fr./So. Tennis - OHS Fr/So Invite | 08/02/2023 | | 60.00 |
| Detail Description | | | | Detail Account | | Accounting Percent | Detail Amount |
| Girls Fr./So. Tennis - OHS Fr/So Invite | | | | 10 E 1500 3900 30 300 000000 | | 100.0000% | 60.00 |
| Total for Ottawa Township High School: | | | | | | | 320.00 |
| Peoria High School | 1032400036 | 9/9/23 XC Invite | DFC | Cross Country - First to the Finish Invite | 08/02/2023 | | 225.00 |
| Detail Description | | | | Detail Account | | Accounting Percent | Detail Amount |
| Cross Country - First to the Finish Invite | | | | 10 E 1500 3900 30 300 000000 | | 100.0000% | 225.00 |
| Total for Peoria High School: | | | | | | | 225.00 |
| Perspectives Ltd | 106366 | | DFC | Employee Assistance Services | 08/01/2023 | | 540.00 |
| Detail Description | | | | Detail Account | | Accounting Percent | Detail Amount |
| Employee Assistance Services | | | | 10 E 2310 3000 00 300 000000 | | 100.0000% | 540.00 |
| Total for Perspectives Ltd: | | | | | | | 540.00 |

Invoice Listing

COUNTY OF GRUNDY SCHOOL DIST 111

| Vendor | PO Number | Invoice Number | Batch | Description | Invoice Date | Check Number | Net Amount |
|--|------------|------------------------------|-------|--|--------------|----------------------|------------------|
| Petrarca, Gleason, Boyle & Izzo, Inc | | 33669 | DFC | July Fees | 08/04/2023 | | 50.00 |
| Detail Description | | Detail Account | | Accounting Percent | | Detail Amount | |
| Fees | | 80 E 2310 3180 00 300 000000 | | 100.0000% | | 50.00 | |
| Total for Petrarca, Gleason, Boyle & Izzo, Inc: | | | | | | | 50.00 |
| Phoenix Learning Systems | | 8850 | DFC | School Intel Reporting System for PowerSchool | 04/30/2023 | | 2,800.00 |
| Detail Description | | Detail Account | | Accounting Percent | | Detail Amount | |
| School Intel Reporting System for PowerSchool | | 10 E 2225 3900 00 300 000000 | | 100.0000% | | 2,800.00 | |
| Phoenix Learning Systems | | 8858 | DFC | ClassChoice Annual License | 04/28/2023 | | 8,115.75 |
| Detail Description | | Detail Account | | Accounting Percent | | Detail Amount | |
| ClassChoice Annual License | | 10 E 2225 3900 00 300 000000 | | 100.0000% | | 8,115.75 | |
| Phoenix Learning Systems | | 8931 | DFC | Online Document Delivery | 07/22/2023 | | 1,095.00 |
| Detail Description | | Detail Account | | Accounting Percent | | Detail Amount | |
| Online Document Delivery | | 10 E 2225 3900 00 300 000000 | | 100.0000% | | 1,095.00 | |
| Total for Phoenix Learning Systems: | | | | | | | 12,010.75 |
| PJMP LLC | | P-129708 | DFC | Bus 38 Tow | 07/26/2023 | | 280.00 |
| Detail Description | | Detail Account | | Accounting Percent | | Detail Amount | |
| Bus 38 Tow | | 40 E 2554 3230 00 300 000000 | | 100.0000% | | 280.00 | |
| Total for PJMP LLC: | | | | | | | 280.00 |
| Plainfield North | 1032400020 | 8/10/23 Golf Invite | DFC | Girls V Golf Plainfield North Invite | 07/20/2023 | | 375.00 |
| Detail Description | | Detail Account | | Accounting Percent | | Detail Amount | |
| Girls V Golf Plainfield North Invite | | 10 E 1500 3900 30 300 000000 | | 100.0000% | | 375.00 | |
| Plainfield North | 1032400025 | 8/25/23 Volleyball invite | DFC | Girls V Volleyball Plainfield North Invite | 07/20/2023 | | 300.00 |
| Detail Description | | Detail Account | | Accounting Percent | | Detail Amount | |
| Girls V Volleyball Plainfield North Invite | | 10 E 1500 3900 30 300 000000 | | 100.0000% | | 300.00 | |
| Total for Plainfield North: | | | | | | | 675.00 |
| Plainfield South Hs | 1032400038 | 9/20/23 Golf Invite | DFC | Girls Golf V/JV SPC Tournament | 08/02/2023 | | 640.00 |
| Detail Description | | Detail Account | | Accounting Percent | | Detail Amount | |
| Girls Golf V/JV SPC Tournament | | 10 E 1500 3900 30 300 000000 | | 100.0000% | | 640.00 | |
| Total for Plainfield South Hs: | | | | | | | 640.00 |

Invoice Listing

COUNTY OF GRUNDY SCHOOL DIST 111

| Vendor | PO Number | Invoice Number | Batch | Description | Invoice Date | Check Number | Net Amount |
|-----------------------------|------------|----------------|-------|---|------------------------------|---|----------------------|
| PLTW - Project Lead the Way | 1132400006 | 405499 | DFC | Various Items for 2023-24 (List Attached and individual items listed in PO request.) | 07/20/2023 | | 1,632.50 |
| | | | | Detail Description | Detail Account | Accounting Percent | Detail Amount |
| | | | | VEX Alt Energy Pack - Gateway | 10 E 1130 4100 13 300 000000 | 100.0000% | 1,632.50 |
| PLTW - Project Lead the Way | 1132400006 | 410436 | DFC | Various Items for 2023-24 (List Attached and individual items listed in PO request.) | 07/31/2023 | | 2,907.25 |
| | | | | Detail Description | Detail Account | Accounting Percent | Detail Amount |
| | | | | Masking tape, 1/2 in x 60 yd, 9 pack | 10 E 1130 4100 13 300 000000 | 100.0000% | 20.00 |
| | | | | PLTW High School Engineering Notebook - 30-pack. Includes both ortho and isometric graph pages. | 10 E 1130 4100 13 300 000000 | 100.0000% | 230.00 |
| | | | | POE Consumable/Refill Kit | 10 E 1130 4100 13 300 000000 | 100.0000% | 595.00 |
| | | | | Rubber Bands, 1/4 lb, Assorted | 10 E 1130 4100 13 300 000000 | 100.0000% | 4.75 |
| | | | | Transparent tape, 3/4 in x 500 in, 3 pack | 10 E 1130 4100 13 300 000000 | 100.0000% | 5.00 |
| | | | | Vernier Go Direct Structures and Materials Tester | 10 E 1130 4100 13 300 000000 | 100.0000% | 1,200.00 |
| | | | | VEX Rubber Shaft Collar (30-Pack) | 10 E 1130 4100 13 300 000000 | 100.0000% | 42.50 |
| | | | | VEX V5 Distance Sensor | 10 E 1130 4100 13 300 000000 | 100.0000% | 570.00 |
| | | | | VEX V5 Optical Sensor | 10 E 1130 4100 13 300 000000 | 100.0000% | 270.00 |
| | | | | | | Total for PLTW - Project Lead the Way: | 4,539.75 |
| Pomps Tire Service | 690126954 | | DFC | Bus 55 Tires | 07/28/2023 | | 1,017.22 |
| | | | | Detail Description | Detail Account | Accounting Percent | Detail Amount |
| | | | | Bus 55 Tires | 40 E 2554 3230 00 300 000000 | 100.0000% | 1,017.22 |
| | | | | | | Total for Pomps Tire Service: | 1,017.22 |
| Precision Control Systems | SV45222 | | DFC | Motor Control Center Buckets Repair | 07/13/2023 | | 3,765.00 |
| | | | | Detail Description | Detail Account | Accounting Percent | Detail Amount |
| | | | | Motor Control Center Buckets Repairs Per Quote | 20 E 2540 3230 00 302 000000 | 100.0000% | 3,765.00 |
| | | | | | | Total for Precision Control Systems: | 3,765.00 |

Invoice Listing

COUNTY OF GRUNDY SCHOOL DIST 111

| Vendor | PO Number | Invoice Number | Batch | Description | Invoice Date | Check Number | Net Amount | |
|---|------------|-----------------------|-------|--|------------------------------|--------------|---------------------------|----------------------|
| Professional Development Alliance | 1082400006 | 5219 | DFC | Invoice per Contract C104508: Services for Workshop #230717X-11AA#1631 on 7/17 | 07/18/2023 | | 740.00 | |
| | | | | Detail Description | Detail Account | | Accounting Percent | Detail Amount |
| | | | | Invoice per Contract C104508: Services for Workshop #230717X-11AA#1631 on 7/17 | 10 E 4100 3320 00 300 221000 | | 100.0000% | 500.00 |
| | | | | Administrative fee of \$500 | 10 E 4100 3320 00 300 221000 | | 100.0000% | 240.00 |
| | | | | Invoice per Contract C104508: Services for Workshop #230717X-11AA#1631 on 7/17 | | | | |
| | | | | Credit Processing | | | | |
| Total for Professional Development Alliance: | | | | | | | 740.00 | |
| Providence High School | 1032400021 | 8/19/23 Golf Invite | DFC | Girls V Golf Midlothian Challenge | 07/20/2023 | | 375.00 | |
| | | | | Detail Description | Detail Account | | Accounting Percent | Detail Amount |
| | | | | Girls V Golf Midlothian Challenge | 10 E 1500 3900 30 300 000000 | | 100.0000% | 375.00 |
| Total for Providence High School: | | | | | | | 375.00 | |
| Quadient Finance | | 7900044089391357 7/23 | DFC | Postage | 07/25/2023 | | 1,000.00 | |
| | | | | Detail Description | Detail Account | | Accounting Percent | Detail Amount |
| | | | | Postage | 10 E 2410 3400 00 300 000000 | | 100.0000% | 1,000.00 |
| Total for Quadient Finance: | | | | | | | 1,000.00 | |
| Quantum Labs | | INV-588945 | DFC | Supplies | 07/18/2023 | | 89.88 | |
| | | | | Detail Description | Detail Account | | Accounting Percent | Detail Amount |
| | | | | Supplies | 20 E 2540 4100 00 300 000000 | | 100.0000% | 89.88 |
| Total for Quantum Labs: | | | | | | | 89.88 | |
| Quest Food | | IN119063 | DFC | July Reimbursable Food | 07/31/2023 | | 7,831.95 | |
| | | | | Detail Description | Detail Account | | Accounting Percent | Detail Amount |
| | | | | July Reimbursable Food | 10 E 2560 3000 00 300 000000 | | 100.0000% | 7,831.95 |
| Total for Quest Food: | | | | | | | 7,831.95 | |
| Record-A-Hit Entertainment | | 231752 2nd install | DFC | 2nd installment | 06/01/2023 | | 3,567.00 | |
| | | | | Detail Description | Detail Account | | Accounting Percent | Detail Amount |
| | | | | Balance | 11 E 1999 4100 70 300 900048 | | 100.0000% | 3,567.00 |
| Total for Record-A-Hit Entertainment: | | | | | | | 3,567.00 | |

Invoice Listing

COUNTY OF GRUNDY SCHOOL DIST 111

| Vendor | PO Number | Invoice Number | Batch | Description | Invoice Date | Check Number | Net Amount |
|--|-----------|-------------------------|-------|-------------------------------------|---------------------------|--------------|----------------------|
| Riddell/All American Sports Corp. | | 951902095 | DFC | Football Helmet | 07/21/2023 | | 69.95 |
| Detail Description | | | | Detail Account | Accounting Percent | | Detail Amount |
| Football Helmet | | | | 10 E 1500 3000 30 300 000015 | 100.0000% | | 69.95 |
| Total for Riddell/All American Sports Corp.: | | | | | | | 69.95 |
| Rival5 Technologies | 21415 | | DFC | Phones | 08/01/2023 | | 5,313.87 |
| Detail Description | | | | Detail Account | Accounting Percent | | Detail Amount |
| Phones | | | | 20 E 2540 3400 00 300 000001 | 100.0000% | | 5,313.87 |
| Rival5 Technologies | 21416 | | DFC | Phones | 08/01/2023 | | 832.86 |
| Detail Description | | | | Detail Account | Accounting Percent | | Detail Amount |
| Phones | | | | 20 E 2540 3400 00 300 000001 | 100.0000% | | 832.86 |
| Rival5 Technologies | 21478 | | DFC | Phones | 08/01/2023 | | 130.00 |
| Detail Description | | | | Detail Account | Accounting Percent | | Detail Amount |
| Phones | | | | 20 E 2540 3400 00 300 000001 | 100.0000% | | 130.00 |
| Total for Rival5 Technologies: | | | | | | | 6,276.73 |
| Robinson, Patricia | | Registration fee refund | DFC | Registration fee overpayment refund | 07/11/2023 | | 96.00 |
| Detail Description | | | | Detail Account | Accounting Percent | | Detail Amount |
| Registration overpayment refund | | | | 10 R 1811 0000 00 000 000000 | 100.0000% | | 96.00 |
| Total for Robinson, Patricia: | | | | | | | 96.00 |
| S.E.A.L. South | 8123 | | DFC | Tuition | 07/21/2023 | | 19,948.60 |
| Detail Description | | | | Detail Account | Accounting Percent | | Detail Amount |
| Tuition | | | | 10 E 1912 6700 00 300 000000 | 100.0000% | | 19,948.60 |
| Total for S.E.A.L. South: | | | | | | | 19,948.60 |
| Salclay Truck and Trailer Repair | 9713 | | DFC | State Inspections | 08/01/2023 | | 715.00 |
| Detail Description | | | | Detail Account | Accounting Percent | | Detail Amount |
| State Inspections on Bus 76, 127, 53, 72, 54, 52, 39, 66, 58, 60, 55, 28, ACT Bus 1, & Car 9 | | | | 40 E 2554 3390 00 300 000000 | 100.0000% | | 715.00 |
| Total for Salclay Truck and Trailer Repair: | | | | | | | 715.00 |
| Saunders, Adam | | IWU Camp refund | DFC | IWU Camp Refund | 07/26/2023 | | 240.00 |
| Detail Description | | | | Detail Account | Accounting Percent | | Detail Amount |
| IWU Camp Refund | | | | 11 E 1999 4100 30 300 910043 | 100.0000% | | 240.00 |
| Total for Saunders, Adam: | | | | | | | 240.00 |

Invoice Listing

COUNTY OF GRUNDY SCHOOL DIST 111

| Vendor | PO Number | Invoice Number | Batch | Description | Invoice Date | Check Number | Net Amount | |
|---|----------------------|------------------|-------|--------------------------------------|--------------|---------------------------|-----------------|----------------------|
| Schaumburg High School | 1032400037 | 9/9/23 XC invite | DFC | Cross Country - Schaumburg CC Invite | 08/02/2023 | | 200.00 | |
| Detail Description | | | | Detail Account | | Accounting Percent | | Detail Amount |
| Cross Country - Schaumburg Macnider CC Invite | | | | 10 E 1500 3900 30 300 000000 | | 100.0000% | | 200.00 |
| Total for Schaumburg High School: | | | | | | | 200.00 | |
| Schneider Electric | 964653 | | DFC | Condenser pump alarm | 07/24/2023 | | 123.50 | |
| Detail Description | | | | Detail Account | | Accounting Percent | | Detail Amount |
| Condenser Pump alarm | | | | 20 E 2540 3900 00 302 000000 | | 100.0000% | | 123.50 |
| Schneider Electric | 964654 | | DFC | Communication issue | 07/24/2023 | | 2,122.00 | |
| Detail Description | | | | Detail Account | | Accounting Percent | | Detail Amount |
| Communication Issues | | | | 20 E 2540 3900 00 302 000000 | | 100.0000% | | 2,122.00 |
| Schneider Electric | 964655 | | DFC | Programmer for Chiller | 07/24/2023 | | 370.50 | |
| Detail Description | | | | Detail Account | | Accounting Percent | | Detail Amount |
| Programmer for Chiller | | | | 20 E 2540 3900 00 302 000000 | | 100.0000% | | 370.50 |
| Schneider Electric | 964656 | | DFC | Issue with all controllers offline | 07/24/2023 | | 3,228.00 | |
| Detail Description | | | | Detail Account | | Accounting Percent | | Detail Amount |
| Issues with all controllers offline | | | | 20 E 2540 3900 00 302 000000 | | 100.0000% | | 3,228.00 |
| Total for Schneider Electric: | | | | | | | 5,844.00 | |
| Selk, Nathan | 2023 Football Summer | | DFC | 2023 Football Summer Camp | 07/28/2023 | | 480.00 | |
| Detail Description | | | | Detail Account | | Accounting Percent | | Detail Amount |
| 2023 Summer Camp Worker | | | | 11 E 1999 4100 30 300 910035 | | 100.0000% | | 480.00 |
| Total for Selk, Nathan: | | | | | | | 480.00 | |
| Seput, Zoey L | 2023 Summer Camp | | DFC | 2023 Summer Volleyball Camp | 07/27/2023 | | 1,330.00 | |
| Detail Description | | | | Detail Account | | Accounting Percent | | Detail Amount |
| Camp worker | | | | 11 E 1999 4100 30 300 910037 | | 100.0000% | | 1,330.00 |
| Total for Seput, Zoey L: | | | | | | | 1,330.00 | |
| Shelby, Sheila | Volleyball Refund | | DFC | Volleyball Summer Camp Refund | 07/31/2023 | | 65.00 | |
| Detail Description | | | | Detail Account | | Accounting Percent | | Detail Amount |
| Refund | | | | 11 R 1799 0000 30 300 910037 | | 100.0000% | | 65.00 |
| Total for Shelby, Sheila: | | | | | | | 65.00 | |

Invoice Listing

COUNTY OF GRUNDY SCHOOL DIST 111

| Vendor | PO Number | Invoice Number | Batch | Description | Invoice Date | Check Number | Net Amount |
|---|------------|------------------|-------|---|--------------|---------------------------|----------------------|
| SHI International Corp | 1022400014 | B17107960 | DFC | Microsoft Licensing Renewal 23-24 Year. | 07/14/2023 | | 13,272.21 |
| Detail Description | | | | Detail Account | | Accounting Percent | Detail Amount |
| Microsoft Intune Licenses | | | | 10 E 2225 4700 00 300 000000 | | 100.0000% | 2,422.75 |
| Microsoft Endpoint Configuration Manager | | | | 10 E 2225 4700 00 300 000000 | | 100.0000% | 981.75 |
| Microsoft Windows Server CAL Licenses | | | | 10 E 2225 4700 00 300 000000 | | 100.0000% | 701.25 |
| Windows Server DC Core Licenses | | | | 10 E 2225 4700 00 300 000000 | | 100.0000% | 1,270.96 |
| Microsoft Azure | | | | 10 E 2225 4700 00 300 000000 | | 100.0000% | 1,400.00 |
| Microsoft Office 365 Apps | | | | 10 E 2225 4700 00 300 000000 | | 100.0000% | 6,495.50 |
| SHI International Corp | 1022400015 | B17157189 | DFC | Fortinet Firewall Yearly Renewal | 07/25/2023 | | 7,058.00 |
| Detail Description | | | | Detail Account | | Accounting Percent | Detail Amount |
| Fortinet Firewall Yearly Renewal | | | | 10 E 2225 4700 00 300 000000 | | 100.0000% | 7,058.00 |
| Total for SHI International Corp: | | | | | | | 20,330.21 |
| Shorewood Home & Auto | | 01-374953 | DFC | String Trimmer | 07/31/2023 | | 378.29 |
| Detail Description | | | | Detail Account | | Accounting Percent | Detail Amount |
| String Trimmer | | | | 20 E 2540 4100 00 300 000001 | | 100.0000% | 378.29 |
| Shorewood Home & Auto | | 371328 | DFC | Supplies | 07/11/2023 | | 324.84 |
| Detail Description | | | | Detail Account | | Accounting Percent | Detail Amount |
| Supplies | | | | 20 E 2540 4100 00 300 000001 | | 100.0000% | 324.84 |
| Total for Shorewood Home & Auto: | | | | | | | 703.13 |
| Simple Cart Systems | 1052300056 | 000391 | DFC | Equipment order for hands on SpEd occupational education 2 Coffee carts | 07/31/2023 | | 5,270.00 |
| Detail Description | | | | Detail Account | | Accounting Percent | Detail Amount |
| BLACK CART WITH NATURAL TOP Interior Shelf Included with 2 color logo | | | | 10 E 1200 5000 00 300 223000 | | 100.0000% | 5,270.00 |
| Total for Simple Cart Systems: | | | | | | | 5,270.00 |
| Soccer Showdown | 1032400029 | Soccer Entry Fee | DFC | Boys soccer entry fee | 07/24/2023 | | 550.00 |
| Detail Description | | | | Detail Account | | Accounting Percent | Detail Amount |
| Boys soccer entry fee | | | | 10 E 1500 3900 30 300 000000 | | 100.0000% | 550.00 |
| Total for Soccer Showdown: | | | | | | | 550.00 |

Invoice Listing

COUNTY OF GRUNDY SCHOOL DIST 111

| Vendor | PO Number | Invoice Number | Batch | Description | Invoice Date | Check Number | Net Amount |
|--|------------|------------------------------|-------|--|--------------|----------------------|------------|
| Solarwinds | | QN1652301 | DFC | Kiwi CatTools Annual Maintenance Renewal | 07/28/2023 | | 261.00 |
| Detail Description | | Detail Account | | Accounting Percent | | Detail Amount | |
| Kiwi CatTools Annual Maintenance Renewal | | 10 E 2225 4700 00 300 000000 | | 100.0000% | | 261.00 | |
| Total for Solarwinds: | | | | | | 261.00 | |
| Soliman, Jamie L | | July 2023 Cellphone | DFC | July 2023 Cellphone Reimbursement | 07/31/2023 | | 100.00 |
| Detail Description | | Detail Account | | Accounting Percent | | Detail Amount | |
| cell phone (july) | | 20 E 2540 3400 00 300 000001 | | 100.0000% | | 100.00 | |
| Total for Soliman, Jamie L: | | | | | | 100.00 | |
| Specialty Floors | | 4981 | DFC | Clean & wax gym floors | 08/05/2023 | | 6,371.00 |
| Detail Description | | Detail Account | | Accounting Percent | | Detail Amount | |
| Clean & Wax gym floors | | 20 E 2540 3230 00 300 000000 | | 100.0000% | | 6,371.00 | |
| Total for Specialty Floors: | | | | | | 6,371.00 | |
| Spirit Products | | 37614 | DFC | Volleyball TShirts | 07/28/2023 | | 136.98 |
| Detail Description | | Detail Account | | Accounting Percent | | Detail Amount | |
| TShirts | | 11 E 1999 4100 30 300 910011 | | 100.0000% | | 136.98 | |
| Total for Spirit Products: | | | | | | 136.98 | |
| Sports Huddle | | 61006 | DFC | Strike Out Cancer TShirts | 05/03/2023 | | 938.00 |
| Detail Description | | Detail Account | | Accounting Percent | | Detail Amount | |
| Strike Out Cancer T-Shirts | | 11 E 1999 4100 30 300 910004 | | 100.0000% | | 938.00 | |
| Total for Sports Huddle: | | | | | | 938.00 | |
| Staples Business Advantage | | 8071031669 | DFC | 2024 Yearly Supply Order | 07/26/2023 | | 18,363.14 |
| Detail Description | | Detail Account | | Accounting Percent | | Detail Amount | |
| Yearly Supply Order | | 10 E 1130 4100 00 300 000000 | | 100.0000% | | 18,363.14 | |
| Staples Business Advantage | 1162400003 | 8071160459 | DFC | Deans Stamper | 08/05/2023 | | 87.49 |
| Detail Description | | Detail Account | | Accounting Percent | | Detail Amount | |
| 0016699910\$\$2000 Plus Self-Inking 2360 Heavy Duty Dater\$\$2000 Plus 2360 Custom Heavy Duty Self-Inking Date Stamp, 5 Lines Rectangular, 1.69"W x 1.13"H, Line 1:2000 Plus Self-Inking 2360 Heavy Duty Dater | | 10 E 2490 4100 00 300 000000 | | 100.0000% | | 87.49 | |
| Total for Staples Business Advantage: | | | | | | 18,450.63 | |

Invoice Listing

COUNTY OF GRUNDY SCHOOL DIST 111

| Vendor | PO Number | Invoice Number | Batch | Description | Invoice Date | Check Number | Net Amount |
|---|------------|--------------------|-------|---------------------------------------|--------------|---------------------------|----------------------|
| Sweetwater.com | 1152400012 | 3736119 | DFC | Student interfaces for MTK classes | 07/26/2023 | | 899.97 |
| Detail Description | | | | Detail Account | | Accounting Percent | Detail Amount |
| sc15 student interface for Korg GEC 5 | | | | 10 E 1130 4100 12 302 000001 | | 100.0000% | 899.97 |
| Total for Sweetwater.com: | | | | | | | 899.97 |
| Ten Briscoes Real Estate Group | | 1001 | DFC | Monthly Lease | 08/01/2023 | | 1,660.80 |
| Detail Description | | | | Detail Account | | Accounting Percent | Detail Amount |
| Monthly lease | | | | 20 E 2540 3200 00 301 000000 | | 100.0000% | 1,660.80 |
| Total for Ten Briscoes Real Estate Group: | | | | | | | 1,660.80 |
| The Scope Shoppe | 1132400007 | 20597 | DFC | Microscope Repair has been completed. | 07/31/2023 | | 3,299.00 |
| Detail Description | | | | Detail Account | | Accounting Percent | Detail Amount |
| Microscope Repair Completed onsite (South Campus) | | | | 10 E 1130 3230 13 300 000000 | | 100.0000% | 3,299.00 |
| Total for The Scope Shoppe: | | | | | | | 3,299.00 |
| Thelo, Mark | | 2023 Summer Tennis | DFC | 2023 Summer Tennis Camp | 07/27/2023 | | 432.00 |
| Detail Description | | | | Detail Account | | Accounting Percent | Detail Amount |
| 2023 Summer Camp Worker | | | | 11 E 1999 4100 30 300 910041 | | 100.0000% | 432.00 |
| Total for Thelo, Mark: | | | | | | | 432.00 |
| Thompson Electronics Company | | 111463 | DFC | Reconnected fire alarms | 07/19/2023 | | 425.00 |
| Detail Description | | | | Detail Account | | Accounting Percent | Detail Amount |
| Reconnected fire alarms due to painting | | | | 80 E 2365 3900 00 300 000002 | | 100.0000% | 425.00 |
| Total for Thompson Electronics Company: | | | | | | | 425.00 |
| Thomson Reuters - West | | 848735183 | DFC | Online Software Subscription | 08/01/2023 | | 461.42 |
| Detail Description | | | | Detail Account | | Accounting Percent | Detail Amount |
| Online Software Subscription | | | | 10 E 2125 3000 00 302 000000 | | 100.0000% | 461.42 |
| Total for Thomson Reuters - West: | | | | | | | 461.42 |
| Timberline Billing Service | | 27954 | DFC | Medicaid Check | 07/31/2023 | | 44.88 |
| Detail Description | | | | Detail Account | | Accounting Percent | Detail Amount |
| Medicaid Check | | | | 10 E 1200 3000 00 300 000000 | | 100.0000% | 44.88 |
| Total for Timberline Billing Service: | | | | | | | 44.88 |

Invoice Listing

COUNTY OF GRUNDY SCHOOL DIST 111

| Vendor | PO Number | Invoice Number | Batch | Description | Invoice Date | Check Number | Net Amount |
|---|------------|------------------------------|-------|----------------------------------|--------------|----------------------|------------------|
| Transitional Center COO | | July 2023 | DFC | Tuition | 07/31/2023 | | 13,911.87 |
| Detail Description | | Detail Account | | Accounting Percent | | Detail Amount | |
| Tuition | | 10 E 1912 6700 00 300 000000 | | 100.0000% | | 13,911.87 | |
| Total for Transitional Center COO: | | | | | | | 13,911.87 |
| Traxler, Jessica | | Summer Camp Refund | DFC | Cross Country Summer Camp Refund | 07/28/2023 | | 75.00 |
| Detail Description | | Detail Account | | Accounting Percent | | Detail Amount | |
| Refund | | 11 R 1799 0000 30 300 910034 | | 100.0000% | | 75.00 | |
| Total for Traxler, Jessica: | | | | | | | 75.00 |
| Tri-K Inc | | 121994 | DFC | Supplies | 06/26/2023 | | 172.20 |
| Detail Description | | Detail Account | | Accounting Percent | | Detail Amount | |
| Supplies | | 20 E 2540 4100 00 300 000000 | | 100.0000% | | 172.20 | |
| Tri-K Inc | | 122233 | DFC | Supplies | 08/01/2023 | | 2,200.20 |
| Detail Description | | Detail Account | | Accounting Percent | | Detail Amount | |
| Supplies | | 20 E 2540 4100 00 300 000000 | | 100.0000% | | 2,200.20 | |
| Total for Tri-K Inc: | | | | | | | 2,372.40 |
| Trophys Are Us | | 21253 | DFC | Mascot Plaque | 05/08/2023 | | 386.40 |
| Detail Description | | Detail Account | | Accounting Percent | | Detail Amount | |
| Mascot Plaque | | 10 E 2410 4100 00 300 000002 | | 100.0000% | | 386.40 | |
| Total for Trophys Are Us: | | | | | | | 386.40 |
| Tumbl Trak | 1032400028 | 2089692 | DFC | Cheerleading supplies | 07/26/2023 | | 319.60 |
| Detail Description | | Detail Account | | Accounting Percent | | Detail Amount | |
| Tape | | 10 E 1500 4100 30 300 000004 | | 100.0000% | | 319.60 | |
| Total for Tumbl Trak: | | | | | | | 319.60 |
| United Laboratories | | INV384334 | DFC | Supplies | 08/01/2023 | | 1,190.94 |
| Detail Description | | Detail Account | | Accounting Percent | | Detail Amount | |
| Supplies | | 20 E 2540 4100 00 302 000000 | | 100.0000% | | 1,190.94 | |
| Total for United Laboratories: | | | | | | | 1,190.94 |
| Verizon Wireless | | 9940990586 | DFC | July Service | 08/01/2023 | | 602.12 |
| Detail Description | | Detail Account | | Accounting Percent | | Detail Amount | |
| July Service | | 20 E 2540 3400 00 300 000001 | | 100.0000% | | 602.12 | |
| Total for Verizon Wireless: | | | | | | | 602.12 |

Invoice Listing

COUNTY OF GRUNDY SCHOOL DIST 111

| Vendor | PO Number | Invoice Number | Batch | Description | Invoice Date | Check Number | Net Amount |
|--|-----------|------------------------------|-------|---------------------------|--------------|----------------------|-----------------|
| Village Of Channahon | | 2137 | DFC | July Traffic light | 07/31/2023 | | 103.50 |
| Detail Description | | Detail Account | | Accounting Percent | | Detail Amount | |
| Traffic light | | 20 E 2540 3900 00 302 000000 | | 100.0000% | | 103.50 | |
| Village Of Channahon | | EAMS-026655-0000-01 | DFC | July Services | 07/31/2023 | | 4,572.92 |
| Detail Description | | Detail Account | | Accounting Percent | | Detail Amount | |
| July Services | | 20 E 2540 3700 00 302 000000 | | 100.0000% | | 4,572.92 | |
| Total for Village Of Channahon: | | | | | | | 4,676.42 |
| Village Of Minooka | | 1-03000613-01 8/23 | DFC | Services 6/19-7/19 | 08/01/2023 | | 26.15 |
| Detail Description | | Detail Account | | Accounting Percent | | Detail Amount | |
| Services 6/19-7/19 | | 20 E 2540 3400 00 301 000000 | | 100.0000% | | 26.15 | |
| Village Of Minooka | | 1-080000191-00 8/23 | DFC | Services 6/19-7/19 | 08/01/2023 | | 76.03 |
| Detail Description | | Detail Account | | Accounting Percent | | Detail Amount | |
| Services 6/19-7/19 | | 20 E 2540 3700 00 300 000000 | | 100.0000% | | 76.03 | |
| Village Of Minooka | | 1-08000188-00 8/23 | DFC | Services 6/19-7/19 | 08/01/2023 | | 49.94 |
| Detail Description | | Detail Account | | Accounting Percent | | Detail Amount | |
| Services 6/19-7/19 | | 20 E 2540 3700 00 300 000000 | | 100.0000% | | 49.94 | |
| Village Of Minooka | | 1-08000189-00 8/23 | DFC | Services 6/30-7/19 | 08/01/2023 | | 313.29 |
| Detail Description | | Detail Account | | Accounting Percent | | Detail Amount | |
| Services 6/30-7/19 | | 20 E 2540 3700 00 300 000000 | | 100.0000% | | 313.29 | |
| Village Of Minooka | | 1-08000193-00 8/23 | DFC | Services 6/19-7/19 | 08/01/2023 | | 69.65 |
| Detail Description | | Detail Account | | Accounting Percent | | Detail Amount | |
| Services 6/19-7/19 | | 20 E 2540 3700 00 300 000000 | | 100.0000% | | 69.65 | |
| Village Of Minooka | | 1-08000194-00 8/23 | DFC | Services 6/19-7/19 | 08/01/2023 | | 46.72 |
| Detail Description | | Detail Account | | Accounting Percent | | Detail Amount | |
| Services 6/19-7/19 | | 20 E 2540 3700 00 300 000000 | | 100.0000% | | 46.72 | |
| Village Of Minooka | | 1-08000196-00 8/23 | DFC | Services 6/19-7/19 | 08/01/2023 | | 31.48 |
| Detail Description | | Detail Account | | Accounting Percent | | Detail Amount | |
| Services 6/19-7/19 | | 20 E 2540 3400 00 301 000000 | | 100.0000% | | 31.48 | |
| Village Of Minooka | | 1-08000200-01 8/23 | DFC | Services 6/19-7/19 | 08/01/2023 | | 31.29 |
| Detail Description | | Detail Account | | Accounting Percent | | Detail Amount | |
| Services 6/19-7/19 | | 20 E 2540 3700 00 303 000000 | | 100.0000% | | 31.29 | |

Invoice Listing

COUNTY OF GRUNDY SCHOOL DIST 111

| Vendor | PO Number | Invoice Number | Batch | Description | Invoice Date | Check Number | Net Amount |
|--|-----------|----------------------|-------|------------------------------|--------------|---------------------------|----------------------|
| Village Of Minooka | | 1-08000400-01 8/23 | DFC | Services 6/19-7/19 | 08/01/2023 | | 51.22 |
| Detail Description | | | | Detail Account | | Accounting Percent | Detail Amount |
| Services 6/19-7/19 | | | | 40 E 2550 3700 00 300 000000 | | 100.0000% | 51.22 |
| Village Of Minooka | 12326 | | DFC | Officer Presler June 2023 | 07/13/2023 | | 1,231.19 |
| Detail Description | | | | Detail Account | | Accounting Percent | Detail Amount |
| Officer Presler June 2023 | | | | 80 E 2365 3900 00 300 000001 | | 100.0000% | 1,231.19 |
| Total for Village Of Minooka: | | | | | | | 1,926.96 |
| Waste Management Of IL | | 6507124-2007-6 | DFC | Services 7/16-7/31 | 08/01/2023 | | 158.50 |
| Detail Description | | | | Detail Account | | Accounting Percent | Detail Amount |
| Services 7/16-7/31 | | | | 20 E 2540 3210 00 300 000000 | | 100.0000% | 158.50 |
| Waste Management Of IL | | 6507333-2007-3 | DFC | Services 8/1-8/31/23 | 08/03/2023 | | 3,340.41 |
| Detail Description | | | | Detail Account | | Accounting Percent | Detail Amount |
| Services 8/1-8/31/23 | | | | 20 E 2540 3210 00 300 000000 | | 100.0000% | 3,340.41 |
| Waste Management Of IL | | 6507356-2007-4 | DFC | Services 8/1-8/31/23 | 08/03/2023 | | 366.55 82 |
| Detail Description | | | | Detail Account | | Accounting Percent | Detail Amount |
| Services 8/1-8/31/23 | | | | 20 E 2540 3210 00 300 000000 | | 100.0000% | 366.55 |
| Waste Management Of IL | | 6507946-2007-2 | DFC | Services 8/1-8/31/23 | 08/03/2023 | | 6,556.50 |
| Detail Description | | | | Detail Account | | Accounting Percent | Detail Amount |
| Services 8/1-8/31/23 | | | | 20 E 2540 3210 00 302 000000 | | 100.0000% | 6,556.50 |
| Total for Waste Management Of IL: | | | | | | | 10,421.96 |
| Weldstar Company | | 0002196551 | DFC | Cylinder Rental | 07/24/2023 | | 194.00 |
| Detail Description | | | | Detail Account | | Accounting Percent | Detail Amount |
| Cylinder Rental | | | | 10 E 1400 4100 10 300 000001 | | 100.0000% | 194.00 |
| Total for Weldstar Company: | | | | | | | 194.00 |
| Wentworth, Derek | | 2023 Football Summer | DFC | 2023 Football Summer Camp | 07/28/2023 | | 1,200.00 |
| Detail Description | | | | Detail Account | | Accounting Percent | Detail Amount |
| 2023 Summer Camp Worker | | | | 11 E 1999 4100 30 300 910035 | | 100.0000% | 1,200.00 |
| Total for Wentworth, Derek: | | | | | | | 1,200.00 |

Invoice Listing

COUNTY OF GRUNDY SCHOOL DIST 111

| Vendor | PO Number | Invoice Number | Batch | Description | Invoice Date | Check Number | Net Amount |
|--------------------------------|-----------|------------------------------|-------|---------------------------|--------------|----------------------|---------------|
| White, Chuck | | 2023 Football Summer | DFC | 2023 Football Summer Camp | 07/28/2023 | | 480.00 |
| Detail Description | | Detail Account | | Accounting Percent | | Detail Amount | |
| 2023 Summer Camp Worker | | 11 E 1999 4100 30 300 910035 | | 100.0000% | | 480.00 | |
| Total for White, Chuck: | | | | | | | 480.00 |
| Whitmore Ace Hardware | 119148 | | DFC | Supplies | 07/14/2023 | | 130.78 |
| Detail Description | | Detail Account | | Accounting Percent | | Detail Amount | |
| Supplies | | 20 E 2540 4100 00 300 000001 | | 100.0000% | | 130.78 | |
| Whitmore Ace Hardware | 119165 | | DFC | Supplies | 07/17/2023 | | 23.96 |
| Detail Description | | Detail Account | | Accounting Percent | | Detail Amount | |
| Supplies | | 20 E 2540 4100 00 300 000000 | | 100.0000% | | 23.96 | |
| Whitmore Ace Hardware | 119287 | | DFC | Supplies | 07/25/2023 | | 128.95 |
| Detail Description | | Detail Account | | Accounting Percent | | Detail Amount | |
| Supplies | | 20 E 2540 4100 00 300 000001 | | 100.0000% | | 128.95 | |
| Whitmore Ace Hardware | 119290 | | DFC | Supplies | 07/25/2023 | | 19.67 |
| Detail Description | | Detail Account | | Accounting Percent | | Detail Amount | |
| Supplies | | 20 E 2540 4100 00 300 000000 | | 100.0000% | | 19.67 | |
| Whitmore Ace Hardware | 119321 | | DFC | Supplies | 07/28/2023 | | 45.16 |
| Detail Description | | Detail Account | | Accounting Percent | | Detail Amount | |
| Supplies | | 20 E 2540 4100 00 300 000001 | | 100.0000% | | 45.16 | |
| Whitmore Ace Hardware | 119333 | | DFC | Supplies | 07/31/2023 | | 149.13 |
| Detail Description | | Detail Account | | Accounting Percent | | Detail Amount | |
| Supplies | | 20 E 2540 4100 00 300 000000 | | 100.0000% | | 149.13 | |
| Whitmore Ace Hardware | 119341 | | DFC | Supplies | 07/31/2023 | | 22.24 |
| Detail Description | | Detail Account | | Accounting Percent | | Detail Amount | |
| Supplies | | 20 E 2540 4100 00 300 000000 | | 100.0000% | | 22.24 | |
| Whitmore Ace Hardware | 119355 | | DFC | Supplies | 08/01/2023 | | 38.93 |
| Detail Description | | Detail Account | | Accounting Percent | | Detail Amount | |
| Supplies | | 20 E 2540 4100 00 302 000000 | | 100.0000% | | 38.93 | |
| Whitmore Ace Hardware | 119356 | | DFC | Supplies | 08/01/2023 | | 13.99 |
| Detail Description | | Detail Account | | Accounting Percent | | Detail Amount | |
| Supplies | | 20 E 2540 4100 00 300 000001 | | 100.0000% | | 13.99 | |

Invoice Listing

COUNTY OF GRUNDY SCHOOL DIST 111

| Vendor | PO Number | Invoice Number | Batch | Description | Invoice Date | Check Number | Net Amount |
|--|------------|----------------|------------------------------|--|---------------------------|--------------|----------------------|
| Whitmore Ace Hardware | | 119420 | DFC | Supplies | 08/05/2023 | | 2.99 |
| Detail Description | | | Detail Account | | Accounting Percent | | Detail Amount |
| Supplies | | | 20 E 2540 3230 00 302 000000 | | 100.0000% | | 2.99 |
| Whitmore Ace Hardware | | 119444 | DFC | Supplies | 08/07/2023 | | 31.35 |
| Detail Description | | | Detail Account | | Accounting Percent | | Detail Amount |
| PAC Supplies | | | 10 E 1500 4100 70 300 000024 | | 100.0000% | | 31.35 |
| Total for Whitmore Ace Hardware: | | | | | | | 607.15 |
| Xperience Cheer, LLC | | 1308 | DFC | Homecoming Routine | 08/08/2023 | | 2,400.00 |
| Detail Description | | | Detail Account | | Accounting Percent | | Detail Amount |
| Homecoming Routine | | | 11 E 1999 4100 30 300 910012 | | 100.0000% | | 2,400.00 |
| Total for Xperience Cheer, LLC: | | | | | | | 2,400.00 |
| Yorkville Cusd #115 | 1032400017 | 8/21/23 Invite | DFC | Entry Fee for Yorkville Boy & Girls Cross Country Invite | 07/20/2023 | | 200.00 |
| Detail Description | | | Detail Account | | Accounting Percent | | Detail Amount |
| Entry Fee for Yorkville Boy & Girls Cross Country Invite | | | 10 E 1500 3900 30 300 000000 | | 100.0000% | | 200.00 |
| Total for Yorkville Cusd #115: | | | | | | | 200.00 |

REPORT

| | | |
|--|------------|---------------------|
| Total Number of Batch Invoices: | 319 | 1,696,016.25 |
| Total Number of Open Invoices: | 0 | 0.00 |
| Total Number of History Invoices: | 0 | 0.00 |
| Total Number of Update in Progress Batch Invoices: | 0 | 0.00 |
| Total Number of Update in Progress Batch Reversal Invoices: | 0 | 0.00 |
| Total Number of Reversal History Invoices: | 0 | 0.00 |
| Total Number of Deleted History Invoices: | 0 | 0.00 |
| Total Number of Batch Reversal Invoices: | 0 | 0.00 |
| Total Number of Unsubmitted Invoices: | 0 | 0.00 |
| Total Number of Awaiting for Approval Invoices: | 7 | 30,797.57 |
| Total Invoices: | 326 | 1,726,813.82 |

Invoice Listing

COUNTY OF GRUNDY SCHOOL DIST 111

| Vendor | PO Number | Invoice Number | Batch | Description | Invoice Date | Check Number | Net Amount |
|--|------------|-------------------------|-------|--|--------------|---------------------------|----------------------|
| Bounce Athletics, Inc. | | 6193 | DFC | Soccer Supplies | 07/01/2023 | 087604 | 1,765.55 |
| Detail Description | | | | Detail Account | | Accounting Percent | Detail Amount |
| Soccer Supplies | | | | 10 E 1500 4100 30 300 000015 | | 100.0000% | 1,765.55 |
| Total for Bounce Athletics, Inc.: | | | | | | | 1,765.55 |
| CTL Worldwide | 1022400011 | 0322034-IN | DFC | Chromebases for TV signage throughout the building and family/kiosks. (Replacing old units). | 08/07/2023 | 087605 | 2,225.60 |
| Detail Description | | | | Detail Account | | Accounting Percent | Detail Amount |
| CTL Chromebox CBx2 Device (Refurb) | | | | 10 E 2225 5400 00 300 000000 | | 100.0000% | 796.00 |
| CTL Chromebox CBx2 New | | | | 10 E 2225 5400 00 300 000000 | | 100.0000% | 1,395.00 |
| Shipping | | | | 10 E 2225 5400 00 300 000000 | | 100.0000% | 34.60 |
| Total for CTL Worldwide: | | | | | | | 2,225.60 |
| D'Arcy Hyundai | 0002400015 | New Driver's Ed Car | DFC | 2023 Hyundai Elantra Drivers Ed Car | 07/27/2023 | 026512 | 23,129.76 |
| Detail Description | | | | Detail Account | | Accounting Percent | Detail Amount |
| 2023 Hyundai Elantra Drivers Ed Car | | | | 10 E 1130 5600 21 300 000000 | | 100.0000% | 23,129.76 |
| Total for D'Arcy Hyundai: | | | | | | | 23,129.76 |
| Express Signs & Lighting | | 2511 | DFC | Repair Sign at Central | 07/21/2023 | 026513 | 1,705.00 |
| Detail Description | | | | Detail Account | | Accounting Percent | Detail Amount |
| Repair Sign at Central | | | | 20 E 2540 3230 00 300 000000 | | 100.0000% | 1,705.00 |
| Total for Express Signs & Lighting: | | | | | | | 1,705.00 |
| Illinois Secretary of State | | Band Trailer | DFC | Band Trailer | 08/02/2023 | 026514 | 8.00 |
| Detail Description | | | | Detail Account | | Accounting Percent | Detail Amount |
| Band Trailer | | | | 10 E 1130 3000 12 300 000000 | | 100.0000% | 8.00 |
| Total for Illinois Secretary of State: | | | | | | | 8.00 |
| Thompsen, Ryan | | 2023 Smithstrong Invite | DFC | 2023 SmithStrong Invite | 05/15/2023 | 087606 | 91.00 |
| Detail Description | | | | Detail Account | | Accounting Percent | Detail Amount |
| 2023 SmithStrong Invite | | | | 10 E 1500 1300 70 300 000003 | | 100.0000% | 91.00 |
| Total for Thompsen, Ryan: | | | | | | | 91.00 |

Invoice Listing

COUNTY OF GRUNDY SCHOOL DIST 111

| Vendor | PO Number | Invoice Number | Batch | Description | Invoice Date | Check Number | Net Amount |
|---|-----------|----------------|----------|-------------|--------------|--------------|------------------|
| REPORT | | | | | | | |
| Total Number of Batch Invoices: | | | 0 | | | | 0.00 |
| Total Number of Open Invoices: | | | 0 | | | | 0.00 |
| Total Number of History Invoices: | | | 6 | | | | 28,924.91 |
| Total Number of Update in Progress Batch Invoices: | | | 0 | | | | 0.00 |
| Total Number of Update in Progress Batch Reversal Invoices: | | | 0 | | | | 0.00 |
| Total Number of Reversal History Invoices: | | | 0 | | | | 0.00 |
| Total Number of Deleted History Invoices: | | | 0 | | | | 0.00 |
| Total Number of Batch Reversal Invoices: | | | 0 | | | | 0.00 |
| Total Number of Unsubmitted Invoices: | | | 0 | | | | 0.00 |
| Total Number of Awaiting for Approval Invoices: | | | 0 | | | | 0.00 |
| Total Invoices: | | | 6 | | | | 28,924.91 |

Payroll Summaries

Payroll Run Description: 07/14/2023 Payroll; 07/14/23 Payroll (Summer); 07/28/2023

COUNTY OF GRUNDY SCHOOL DIST 111

| Payroll Run | Pay Gross | Fed Gross | Fed Tax | State Gross | State Tax | SS Gross | SS Tax | Med Gross | Med Tax |
|------------------------------------|---------------------|---------------------|-------------------|---------------------|------------------|-------------------|------------------|---------------------|------------------|
| 7/14/23 - 07/14/23 Payroll | 687,916.32 | 637,760.96 | 64,348.79 | 637,760.96 | 30,663.97 | 66,745.64 | 4,138.24 | 659,928.48 | 9,568.96 |
| 7/14/23 - Void Grozik | -4,254.91 | -3,969.14 | -458.96 | -3,969.14 | -191.06 | 0.00 | 0.00 | -4,079.78 | -59.16 |
| 7/14/23 - Reissue Grozik | 3,602.86 | 3,318.72 | 380.91 | 3,318.72 | 158.86 | 0.00 | 0.00 | 3,427.73 | 49.70 |
| 7/14/23 - 07/14/2023 Payroll | 173,823.48 | 163,038.35 | 17,532.19 | 163,038.35 | 7,791.56 | 92,789.69 | 5,752.97 | 168,428.68 | 2,442.18 |
| 7/14/23 - 7.14.23 Villasenor Issue | 1,320.80 | 1,261.36 | 115.95 | 1,261.36 | 57.02 | 1,320.80 | 81.89 | 1,320.80 | 19.15 |
| 7/14/23 - 7.14.23 Milsaps | 877.50 | 877.50 | 30.04 | 877.50 | 43.44 | 877.50 | 54.41 | 877.50 | 12.72 |
| 7/28/23 - 7.28.23 Payroll | 680,567.43 | 630,450.69 | 63,077.67 | 630,450.69 | 30,302.10 | 65,953.65 | 4,089.13 | 652,579.59 | 9,462.42 |
| 7/28/23 - 07/28/2023 Payroll | 158,292.80 | 147,546.74 | 13,158.51 | 147,546.74 | 6,978.48 | 91,968.37 | 5,702.07 | 152,898.00 | 2,217.05 |
| Totals: | 1,702,146.28 | 1,580,285.18 | 158,185.10 | 1,580,285.18 | 75,804.37 | 319,655.65 | 19,818.71 | 1,635,381.00 | 23,713.02 |

IMPREST

7/31/2023

| | EDUCATION | BUILDING | BOND & INT | TRANSPORTATION | SS/IMRF | TORT | TOTAL |
|------------------------|-----------|----------|------------|--------------------|----------|---------|----------|
| BEG BALANCE | 16486.90 | 4308.04 | 0.00 | 3681.76 | 0.00 | 0.00 | 24476.70 |
| Transfer | 30000.00 | 0.00 | | 0.00 | | | 30000.00 |
| Cash Advance - Returns | 0.00 | 0.00 | | 0.00 | 0.00 | | 0.00 |
| DEPOSITS | 0.00 | | | | | | 0.00 |
| State ADJ | 0.00 | | | | | | 0.00 |
| TOTAL RECEIPTS | 30000.00 | 0.00 | 0.00 | 0.00 | 0.00 | 0.00 | 30000.00 |
| DISBURSEMENTS | 0.00 | | | 0.00 | | | |
| 26512 | 23129.76 | 0.00 | | 0.00 | | | 0.00 |
| 26513 | 0 | 1705.00 | | 0.00 | | | |
| | | 0.00 | | | | | |
| | 0.00 | | | 0.00 | | | |
| | 0.00 | | | | | | |
| | 0.00 | | | 0.00 | | | |
| | 0.00 | | | 0.00 | | | |
| | 0.00 | | | | | | |
| | 0.00 | | | | | | |
| | 0.00 | | | | | | |
| | 0.00 | | | | | | |
| | 0.00 | | | | | | |
| | 0.00 | | | | | | |
| | 0.00 | | | | | | |
| | 0.00 | | | | | | |
| | 0.00 | | | | | | |
| TOTAL DISBURSEMENTS | 23129.76 | 1705.00 | 0.00 | 0.00 | 0.00 | 0.00 | 24834.76 |
| ENDING BALANCE | 23357.14 | 2603.04 | 0.00 | 3681.76 | 0.00 | 0.00 | 29641.94 |
| BANK BALANCE | 58255.08 | | | LEDGER BALANCE | 29641.94 | | |
| OUTSTANDING CHECKS | 27479.86 | | | OUTSTANDING CHECKS | 27479.86 | | |
| DIFFERENCE | 1133.28 | | | VOID | | | |
| REGISTER BALANCE | 29641.94 | BALANCE | | DIFFERENCE | 1133.28 | | |
| | | | | BANK BALANCE | 58255.08 | BALANCE | |
| | | | | | | | |
| | | | | | 0.00 | | |

Balance Sheet Detail by Fund

| July | 2023-2024 | COUNTY OF GRUNDY SCHOOL DIST 111 | | | |
|-------------------------------------|--------------------------------|----------------------------------|------------------|------------------|---------------------|
| Account | Account Description | Beginning Balance | Debit | Credit | Ending Balance |
| 11 - Activity Fund | | | | | |
| A - Asset | | | | | |
| 11 A 1260 0000 00 000 000000 | CASH-ACTIVITIES | 531,252.92 | 96,420.23 | 38,425.21 | 589,247.94 |
| 11 A 1261 0000 00 000 000000 | COADY SCHOLARSHIP | 260,272.28 | 1,135.09 | 0.00 | 261,407.37 |
| 11 A 1262 0000 00 000 000000 | CASH - ATHLETIC BOOSTERS | 102,392.10 | 0.00 | 0.00 | 102,392.10 |
| 11 A 1263 0000 00 000 000000 | CASH - BAND BOOSTERS | 44,519.77 | 0.00 | 0.00 | 44,519.77 |
| 11 A 1264 0000 00 000 000000 | CASH - CHOIR BOOSTERS | 66,787.79 | 0.00 | 0.00 | 66,787.79 |
| Totals for: 11 A - Asset | | 1,005,224.86 | 97,555.32 | 38,425.21 | 1,064,354.97 |
| L - Liability | | | | | |
| 11 L 4310 0000 00 000 000000 | AP Liability | 0.00 | 36,902.35 | 36,902.35 | 0.00 |
| Totals for: 11 L - Liability | | 0.00 | 36,902.35 | 36,902.35 | 0.00 |
| Q - Equity | | | | | |
| 11 Q 7130 0000 00 000 000000 | | (19,331.07) | 14,717.97 | 29,621.26 | (34,234.36) |
| 11 Q 7131 0000 00 000 000000 | | 19,330.07 | 29,621.26 | 14,717.97 | 34,233.36 |
| 11 Q 7150 0000 01 000 900000 | COADY SCHOLARSHIP | (260,272.28) | 0.00 | 1,135.09 | (261,407.37) |
| 11 Q 7150 0000 30 300 910001 | SPORTS - ATHLETIC HALL OF FAME | (5,460.86) | 0.00 | 0.00 | (5,460.86) |
| 11 Q 7150 0000 30 300 910002 | SPORTS - ATHLETIC POP | (4,802.11) | 0.00 | 189.95 | (4,992.06) |
| 11 Q 7150 0000 30 300 910003 | SPORTS - ATHLETIC TRAINING | (476.26) | 0.00 | 0.00 | (476.26) |
| 11 Q 7150 0000 30 300 910004 | SPORTS - BASEBALL | (29,048.09) | 0.00 | 0.00 | (29,048.09) |
| 11 Q 7150 0000 30 300 910005 | SPORTS - BOYS BASKETBALL | (9,673.32) | 150.00 | 0.00 | (9,523.32) |
| 11 Q 7150 0000 30 300 910006 | SPORTS - BOYS BOWLING | (1,984.05) | 0.00 | 0.00 | (1,984.05) |
| 11 Q 7150 0000 30 300 910007 | SPORTS - BOYS GOLF | (2,686.18) | 0.00 | 0.00 | (2,686.18) |
| 11 Q 7150 0000 30 300 910008 | SPORTS - BOYS SOCCER | (8,164.78) | 2,145.63 | 0.00 | (6,019.15) |
| 11 Q 7150 0000 30 300 910009 | SPORTS - BOYS TENNIS | (3,901.96) | 1,649.00 | 0.00 | (2,252.96) |
| 11 Q 7150 0000 30 300 910010 | SPORTS - BOYS TRACK | (9,448.81) | 0.00 | 0.00 | (9,448.81) |
| 11 Q 7150 0000 30 300 910011 | SPORTS - BOYS VOLLEYBALL | (8,797.41) | 0.00 | 0.00 | (8,797.41) |
| 11 Q 7150 0000 30 300 910012 | SPORTS - CHEERLEADERS | (5,261.82) | 6,850.00 | 5,885.00 | (4,296.82) |
| 11 Q 7150 0000 30 300 910013 | SPORTS - CROSS COUNTY CO ED | (4,741.71) | 0.00 | 0.00 | (4,741.71) |
| 11 Q 7150 0000 30 300 910014 | SPORTS - FOOTBALL | (10,774.08) | 506.79 | 59,754.00 | (70,021.29) |
| 11 Q 7150 0000 30 300 910015 | SPORTS - FOOTBALL JERSEYS | (2,741.97) | 0.00 | 0.00 | (2,741.97) |
| 11 Q 7150 0000 30 300 910016 | SPORTS - GIRLS BASKETBALL | (8,727.49) | 255.00 | 0.00 | (8,472.49) |
| 11 Q 7150 0000 30 300 910017 | SPORTS - GIRLS BOWLING | (3,999.78) | 0.00 | 0.00 | (3,999.78) |

Balance Sheet Detail by Fund

| July 2023-2024 | | COUNTY OF GRUNDY SCHOOL DIST 111 | | | |
|------------------------------|---------------------------------|----------------------------------|----------|-----------|----------------|
| Account | Account Description | Beginning Balance | Debit | Credit | Ending Balance |
| 11 - Activity Fund | | | | | |
| Q - Equity | | | | | |
| 11 Q 7150 0000 30 300 910018 | SPORTS - GIRLS GOLF | (1,454.85) | 0.00 | 0.00 | (1,454.85) |
| 11 Q 7150 0000 30 300 910019 | SPORTS - GIRLS SOCCER | (7,594.68) | 3,828.00 | 0.00 | (3,766.68) |
| 11 Q 7150 0000 30 300 910020 | SPORTS - GIRLS TENNIS | (4,665.16) | 0.00 | 0.00 | (4,665.16) |
| 11 Q 7150 0000 30 300 910021 | SPORTS - GIRLS TRACK | 2,063.98 | 149.50 | 0.00 | 2,213.48 |
| 11 Q 7150 0000 30 300 910022 | SPORTS - GIRLS VOLLEYBALL | (10,615.19) | 4,224.00 | 30.00 | (6,421.19) |
| 11 Q 7150 0000 30 300 910023 | SPORTS - LACROSSE | (3,656.73) | 47.99 | 0.00 | (3,608.74) |
| 11 Q 7150 0000 30 300 910024 | SPORTS - OUTDOOR ED TRIP | (7,646.70) | 0.00 | 0.00 | (7,646.70) |
| 11 Q 7150 0000 30 300 910025 | SPORTS - POMS | (1,555.08) | 2,777.65 | 15,949.60 | (14,727.03) |
| 11 Q 7150 0000 30 300 910026 | SPORTS - SOFTBALL | (17,301.58) | 695.45 | 0.00 | (16,606.13) |
| 11 Q 7150 0000 30 300 910027 | SPORTS - SWIMMING B&G | (1,030.56) | 0.00 | 0.00 | (1,030.56) |
| 11 Q 7150 0000 30 300 910028 | SPORTS - BOYS WRESTLING | (9,215.26) | 2,924.97 | 0.00 | (6,290.29) |
| 11 Q 7150 0000 30 300 910031 | SUMMER CAMPS - BOYS BASKETBALL | (7,220.00) | 1,490.00 | 100.00 | (5,830.00) |
| 11 Q 7150 0000 30 300 910032 | SUMMER CAMPS - COED POLE VAULT | (720.00) | 0.00 | 300.00 | (1,020.00) |
| 11 Q 7150 0000 30 300 910033 | SUMMER CAMPS - CHEERLEADING | (350.00) | 0.00 | 100.00 | (450.00) |
| 11 Q 7150 0000 30 300 910034 | SUMMER CAMPS - CROSS COUNTRY | (4,215.12) | 911.50 | 645.00 | (3,948.62) |
| 11 Q 7150 0000 30 300 910035 | SUMMER CAMPS - FOOTBALL | (36,715.00) | 250.00 | 160.00 | (36,625.00) |
| 11 Q 7150 0000 30 300 910036 | SUMMER CAMPS - GIRLS BASKETBALL | (4,120.80) | 0.00 | 0.00 | (4,120.80) |
| 11 Q 7150 0000 30 300 910037 | SUMMER CAMPS - GIRLS VOLLEYBALL | (10,430.00) | 65.00 | 4,290.00 | (14,655.00) |
| 11 Q 7150 0000 30 300 910038 | SUMMER CAMPS - POMS | (250.00) | 0.00 | 100.00 | (350.00) |
| 11 Q 7150 0000 30 300 910039 | SUMMER CAMPS - SOCCER | (1,418.00) | 50.00 | 0.00 | (1,368.00) |
| 11 Q 7150 0000 30 300 910040 | SUMMER CAMPS - CONDITIONING | (1,181.00) | 0.00 | 0.00 | (1,181.00) |
| 11 Q 7150 0000 30 300 910041 | SUMMER CAMPS - TENNIS CO-ED | (3,750.00) | 150.00 | 2,575.00 | (6,175.00) |
| 11 Q 7150 0000 30 300 910043 | FOOTBALL TEAM CAMP | 0.00 | 0.00 | 480.00 | (480.00) |
| 11 Q 7150 0000 30 300 910044 | SPORTS - GIRLS WRESTLING | (3,822.99) | 0.00 | 0.00 | (3,822.99) |
| 11 Q 7150 0000 30 300 910045 | SUMMER CAMPS - SOFTBALL | (2,640.00) | 0.00 | 0.00 | (2,640.00) |

Balance Sheet Detail by Fund

| July 2023-2024 | | COUNTY OF GRUNDY SCHOOL DIST 111 | | | |
|------------------------------|--------------------------------------|----------------------------------|----------|----------|----------------|
| Account | Account Description | Beginning Balance | Debit | Credit | Ending Balance |
| 11 - Activity Fund | | | | | |
| Q - Equity | | | | | |
| 11 Q 7150 0000 30 300 910046 | SUMMER CAMPS - BOYS VOLLEYBALL | 120.00 | 0.00 | 0.00 | 120.00 |
| 11 Q 7150 0000 30 300 920000 | ATHLETIC BOOSTERS | (102,392.10) | 0.00 | 0.00 | (102,392.10) |
| 11 Q 7150 0000 70 300 900001 | ACTIVITIES - POP | (1,609.47) | 0.00 | 1,865.89 | (3,475.36) |
| 11 Q 7150 0000 70 300 900002 | ACTIVITIES - ART CLUB | (692.10) | 0.00 | 0.00 | (692.10) |
| 11 Q 7150 0000 70 300 900003 | ACTIVITIES - ATHLETIC LEADERSHIP | (342.50) | 0.00 | 0.00 | (342.50) |
| 11 Q 7150 0000 70 300 900005 | ACTIVITIES - CHESS | (139.00) | 0.00 | 0.00 | (139.00) |
| 11 Q 7150 0000 70 300 900007 | ACTIVITIES - CHORUS | (2,509.11) | 0.00 | 0.00 | (2,509.11) |
| 11 Q 7150 0000 70 300 900008 | ACTIVITIES - CLASS OF 2025 | (4,254.55) | 0.00 | 20.76 | (4,275.31) |
| 11 Q 7150 0000 70 300 900009 | ACTIVITIES - CLASS OF 2026 | (672.94) | 0.00 | 0.00 | (672.94) |
| 11 Q 7150 0000 70 300 900010 | ACTIVITIES - CLASS OF 2027 | 0.00 | 0.00 | 4,782.35 | (4,782.35) |
| 11 Q 7150 0000 70 300 900012 | ACTIVITIES - CLASS OF 2023 | (4,782.35) | 4,782.35 | 0.00 | 0.00 |
| 11 Q 7150 0000 70 300 900013 | ACTIVITIES - CLASS OF 2024 | (14,429.28) | 9,000.00 | 180.76 | (5,610.04) |
| 11 Q 7150 0000 70 300 900014 | ACTIVITIES - COMMUNITY GARDEN | (615.39) | 0.00 | 0.00 | (615.39) |
| 11 Q 7150 0000 70 300 900015 | ACTIVITIES - CULINARY ARTS | (876.96) | 0.00 | 0.00 | (876.96) |
| 11 Q 7150 0000 70 300 900017 | ACTIVITIES - DREAM | (500.90) | 0.00 | 0.00 | (500.90) |
| 11 Q 7150 0000 70 300 900018 | ACTIVITIES - FASHION MERCHANDISING | (223.31) | 0.00 | 0.00 | (223.31) |
| 11 Q 7150 0000 70 300 900019 | ACTIVITIES - FCCLA | (123.80) | 0.00 | 0.00 | (123.80) |
| 11 Q 7150 0000 70 300 900020 | ACTIVITIES - FFA | (4,217.59) | 0.00 | 0.00 | (4,217.59) |
| 11 Q 7150 0000 70 300 900021 | ACTIVITIES - FRENCH NHS | (305.91) | 0.00 | 0.00 | (305.91) |
| 11 Q 7150 0000 70 300 900022 | ACTIVITIES - FUTURE BUSINESS LEADERS | (140.86) | 0.00 | 0.00 | (140.86) |
| 11 Q 7150 0000 70 300 900023 | ACTIVITIES - I.O.T.A. | (2,007.67) | 0.00 | 0.00 | (2,007.67) |
| 11 Q 7150 0000 70 300 900024 | ACTIVITIES - INDIAN CLIMBING CLUB | (447.80) | 0.00 | 0.00 | (447.80) |
| 11 Q 7150 0000 70 300 900025 | ACTIVITIES - INDIAN NATION | (90.21) | 0.00 | 0.00 | (90.21) |
| 11 Q 7150 0000 70 300 900026 | ACTIVITIES - INT'L CLUB | (86.03) | 0.00 | 0.00 | (86.03) |
| 11 Q 7150 0000 70 300 900027 | ACTIVITIES - INT'L THESPIANS | (15,919.84) | 0.00 | 0.00 | (15,919.84) |
| 11 Q 7150 0000 70 300 900028 | ACTIVITIES - INTERACT | (138.79) | 0.00 | 0.00 | (138.79) |
| 11 Q 7150 0000 70 300 900029 | ACTIVITIES - INVESTMENT CLUB | (108.16) | 0.00 | 0.00 | (108.16) |

Balance Sheet Detail by Fund

| July 2023-2024 | | COUNTY OF GRUNDY SCHOOL DIST 111 | | | |
|------------------------------|----------------------------------|----------------------------------|----------|----------|----------------|
| Account | Account Description | Beginning Balance | Debit | Credit | Ending Balance |
| 11 - Activity Fund | | | | | |
| Q - Equity | | | | | |
| 11 Q 7150 0000 70 300 900030 | ACTIVITIES - JUDO | (13,908.41) | 0.00 | 0.00 | (13,908.41) |
| 11 Q 7150 0000 70 300 900031 | ACTIVITIES - KALEIDOSOPE | (1,094.07) | 0.00 | 0.00 | (1,094.07) |
| 11 Q 7150 0000 70 300 900032 | ACTIVITIES - MAC | (5,491.51) | 1,500.00 | 229.32 | (4,220.83) |
| 11 Q 7150 0000 70 300 900033 | ACTIVITIES - MATH TEAM | (246.00) | 0.00 | 0.00 | (246.00) |
| 11 Q 7150 0000 70 300 900034 | ACTIVITIES - MCHS BOOK CLUB | (529.57) | 0.00 | 0.00 | (529.57) |
| 11 Q 7150 0000 70 300 900035 | ACTIVITIES - MEMORIAL GARDEN | (888.23) | 0.00 | 0.00 | (888.23) |
| 11 Q 7150 0000 70 300 900036 | ACTIVITIES - MUSICAL | (5,921.75) | 0.00 | 0.00 | (5,921.75) |
| 11 Q 7150 0000 70 300 900037 | ACTIVITIES - NEEDY FAMILIES | (5,136.38) | 0.00 | 0.00 | (5,136.38) |
| 11 Q 7150 0000 70 300 900038 | ACTIVITIES - NHS | (658.50) | 0.00 | 0.00 | (658.50) |
| 11 Q 7150 0000 70 300 900039 | ACTIVITIES - ORCHESIS | (6,038.01) | 0.00 | 0.00 | (6,038.01) |
| 11 Q 7150 0000 70 300 900040 | ACTIVITIES - PAC RESTORATION | (4,941.83) | 0.00 | 0.00 | (4,941.83) |
| 11 Q 7150 0000 70 300 900041 | ACTIVITIES - PERCUSSION | (3,838.89) | 0.00 | 0.00 | (3,838.89) |
| 11 Q 7150 0000 70 300 900043 | ACTIVITIES - NEWSPAPER | (492.26) | 0.00 | 0.00 | (492.26) |
| 11 Q 7150 0000 70 300 900044 | ACTIVITIES - SADD | (256.41) | 0.00 | 0.00 | (256.41) |
| 11 Q 7150 0000 70 300 900045 | ACTIVITIES - SCHOLASTIC BOWL | (313.55) | 0.00 | 0.00 | (313.55) |
| 11 Q 7150 0000 70 300 900046 | ACTIVITIES - SPANISH NHS | (909.86) | 0.00 | 0.00 | (909.86) |
| 11 Q 7150 0000 70 300 900047 | ACTIVITIES - SPEECH | (3,376.73) | 0.00 | 0.00 | (3,376.73) |
| 11 Q 7150 0000 70 300 900048 | ACTIVITIES - STUDENT COUNCIL | (56,622.91) | 804.73 | 0.00 | (55,818.18) |
| 11 Q 7150 0000 70 300 900049 | ACTIVITIES - TSA | (1,557.18) | 0.00 | 0.00 | (1,557.18) |
| 11 Q 7150 0000 70 300 900050 | ACTIVITIES - UNDERWATER ROBOTIC | (2,043.38) | 0.00 | 0.00 | (2,043.38) |
| 11 Q 7150 0000 70 300 900051 | ACTIVITIES - WINTERGUARD | (12,704.61) | 0.00 | 0.00 | (12,704.61) |
| 11 Q 7150 0000 70 300 900052 | ACTIVITIES - WYSE | (418.94) | 0.00 | 0.00 | (418.94) |
| 11 Q 7150 0000 70 300 900053 | ACTIVITIES - YEARBOOK | (23,279.68) | 0.00 | 2,875.00 | (26,154.68) |
| 11 Q 7150 0000 70 300 900054 | ACTIVITIES - ALLIES IN DIVERSITY | 82.00 | 0.00 | 0.00 | 82.00 |
| 11 Q 7150 0000 70 300 900055 | ACTIVITIES - CYBRARY | (1,238.29) | 0.00 | 0.00 | (1,238.29) |
| 11 Q 7150 0000 70 300 900056 | FACULTY POP | (1,795.99) | 0.00 | 189.95 | (1,985.94) |
| 11 Q 7150 0000 70 300 900057 | PROJECT INDIAN | (2,085.53) | 0.00 | 0.00 | (2,085.53) |

Balance Sheet Detail by Fund

| July | 2023-2024 | COUNTY OF GRUNDY SCHOOL DIST 111 | | | |
|--|---|----------------------------------|-------------------|-------------------|-----------------------|
| Account | Account Description | Beginning Balance | Debit | Credit | Ending Balance |
| 11 - Activity Fund | | | | | |
| Q - Equity | | | | | |
| 11 Q 7150 0000 70 300 900058 | ACTIVITIES - PROM | (42,294.33) | 0.00 | 9,500.00 | (51,794.33) |
| 11 Q 7150 0000 70 300 900059 | SCHOLARSHIP | (7,249.91) | 7,000.00 | 0.00 | (249.91) |
| 11 Q 7150 0000 70 300 900061 | ACTIVITIES - ASL - AMERICAN SIGN LANGUAGE CLUB/NHS | (1,337.71) | 0.00 | 0.00 | (1,337.71) |
| 11 Q 7150 0000 70 300 900062 | ACTIVITIES - GREEN HOUSE | (2,528.58) | 0.00 | 0.00 | (2,528.58) |
| 11 Q 7150 0000 70 300 900064 | FOUNDATION SCHOLARSHIP | (5,000.00) | 0.00 | 0.00 | (5,000.00) |
| 11 Q 7150 0000 70 300 900065 | FOUNDATION ASSIST MCHS ATHLETICS/ACTIVITIES | (1,825.00) | 0.00 | 0.00 | (1,825.00) |
| 11 Q 7150 0000 70 300 920001 | BAND BOOSTERS | (44,519.77) | 0.00 | 0.00 | (44,519.77) |
| 11 Q 7150 0000 70 300 920002 | CHOIR BOOSTERS | (66,787.79) | 0.00 | 0.00 | (66,787.79) |
| Totals for: 11 Q - Equity | | (1,005,224.86) | 96,546.79 | 155,676.90 | (1,064,354.97) |
| Totals for Fund: 11 - Activity Fund | | 0.00 | 231,004.46 | 231,004.46 | 0.00 |
| | | Beginning Balance | Debit | Credit | Ending Balance |
| Totals for: A - Asset | | 1,005,224.86 | 97,555.32 | 38,425.21 | 1,064,354.97 |
| Totals for: L - Liability | | 0.00 | 36,902.35 | 36,902.35 | 0.00 |
| Totals for: Q - Equity | | (1,005,224.86) | 96,546.79 | 155,676.90 | (1,064,354.97) |
| Grand Totals: | | 0.00 | 231,004.46 | 231,004.46 | 0.00 |

Input Report

Date

7/31/2023

Cash and Investments Report

| | Education | Oper/ Maint. | Debt Service * | Transportation | IMRF/ Soc Sec | Capital ** | Working Cash | Tort | Life Safety | Total | Fund 11 Activities | Total Funds |
|-------------------------------------|------------------------|-----------------------|-----------------------|-----------------------|-----------------------|------------------------|------------------------|---------------------|-----------------------|------------------------|---------------------|------------------------|
| Checking | \$828,880.93 | \$51,603.86 | \$11,281.22 | \$250,911.84 | \$90,509.04 | \$150,637.21 | \$82,379.54 | \$9,775.21 | \$25,595.40 | \$1,501,574.25 | \$589,247.94 | \$2,090,822.19 |
| Food Service Account | \$1,198,274.82 | | | | | | | | | \$1,198,274.82 | 0 | \$1,198,274.82 |
| Imprest | \$23,357.14 | \$2,603.04 | | \$3,681.76 | | | | | | \$29,641.94 | 0 | \$29,641.94 |
| Insurance Account | \$990,839.18 | \$391,335.87 | | \$92,015.90 | | | | (16,162.08) | | \$1,458,028.87 | 0 | \$1,458,028.87 |
| PMA Cash Account | \$7,257,651.13 | \$423,219.94 | \$1,876,602.08 | \$768,574.93 | \$359,773.59 | \$223,231.41 | \$248,591.70 | \$551,313.13 | \$232,178.92 | \$11,941,136.83 | 0 | \$11,941,136.83 |
| IPTIP | \$4,213,195.20 | \$2,154,612.21 | \$0.00 | \$0.00 | \$1,001,665.26 | \$0.00 | \$204,143.59 | \$0.00 | \$0.00 | \$7,573,616.26 | 0 | \$7,573,616.26 |
| Total Cash accounts | \$14,512,198.40 | \$3,023,374.92 | \$1,887,883.30 | \$1,115,184.43 | \$1,451,947.89 | \$373,868.62 | \$535,114.83 | \$544,926.26 | \$257,774.32 | \$23,702,272.97 | \$589,247.94 | \$24,291,520.91 |
| PMA Investments | <u>\$3,477,247.38</u> | <u>\$686,429.98</u> | <u>\$4,718,099.58</u> | <u>\$1,162,148.84</u> | <u>\$142,902.86</u> | <u>\$15,521,814.66</u> | <u>\$10,202,908.97</u> | <u>\$436,681.06</u> | <u>\$3,458,666.39</u> | <u>\$39,806,899.72</u> | <u>261,407.37</u> | <u>40,068,307.09</u> |
| PMA 101 Investments | \$3,192,014.12 | \$4,197.16 | \$4,423,849.71 | \$623,217.16 | \$119,569.77 | \$15,464,562.26 | \$4,278,423.60 | \$181,776.80 | \$3,002,910.51 | \$31,290,521.09 | - | \$31,290,521.09 |
| PMA 62 (Working Cash) | | | | | | \$0.00 | | | | \$0.00 | - | \$0.00 |
| PMA 202 | | | | | | \$0.00 | | | | \$0.00 | - | \$0.00 |
| PMA 203 - 2006 Bond | | | \$134,841.30 | | | | | | | \$134,841.30 | - | \$134,841.30 |
| PMA 65 (Capital) | | | | | | | | | | \$0.00 | - | \$0.00 |
| US Bank | \$0.00 | | | | | | | | | \$0.00 | - | \$0.00 |
| PMA 205 Working Cash | | | | | | | \$5,840,180.45 | | | \$5,840,180.45 | - | \$5,840,180.45 |
| PMA 68 | | | | | | | | | | \$0.00 | 0 | \$0.00 |
| PMA 104 - General Reserve | \$285,233.26 | \$682,232.82 | \$159,408.57 | \$538,931.68 | \$23,333.09 | \$57,252.40 | \$84,304.92 | \$254,904.26 | \$455,755.88 | \$2,541,356.88 | 0 | \$2,541,356.88 |
| PMA 208 - Health Life Safety | | | | | | | | | \$0.00 | \$0.00 | 0 | \$0.00 |
| PMA 209 - Capital | | | | | | \$0.00 | | | | \$0.00 | 0 | \$0.00 |
| Private Bank Investments | \$625,300.62 | \$1,532.12 | \$108,681.82 | \$148,707.95 | \$7,074.63 | \$0.00 | \$0.00 | \$0.00 | \$0.00 | \$891,297.14 | 0 | \$891,297.14 |
| PMA 103 - Coady Scholarship | | | | | | | | | | \$0.00 | \$261,407.37 | \$261,407.37 |
| Total Investments | \$4,102,548.00 | \$687,962.10 | \$4,826,781.40 | \$1,310,856.79 | \$149,977.49 | \$15,521,814.66 | \$10,202,908.97 | \$436,681.06 | \$3,458,666.39 | \$40,698,196.86 | 261,407.37 | \$40,959,604.23 |
| Total Cash & Investment: | \$18,614,746.40 | \$3,711,337.02 | \$6,714,664.70 | \$2,426,041.22 | \$1,601,925.38 | \$15,895,683.28 | \$10,738,023.80 | \$981,607.32 | \$3,716,440.71 | \$64,400,469.83 | \$850,655.31 | \$65,251,125.14 |

Expenditure Report

Fiscal Year: 2023-2024
Month: July

COUNTY OF GRUNDY SCHOOL DIST 111

| Fund Description | Account | Account Description | Revised Budget | MTD Activity | Encumbrance | Pending Activity | Available Funds | Year to Date Activity | Percent of Budget Used |
|------------------|------------|------------------------------|----------------|--------------|-------------|------------------|-----------------|-----------------------|------------------------|
| Education Fund | 111134900 | ESSER I Digital Equity Grant | 0.00 | 0.00 | 0.00 | 0.00 | 0.00 | 0.00 | 0.00 |
| Education Fund | 111137000 | ESSER I Digital Equity Grant | 0.00 | 0.00 | 0.00 | 0.00 | 0.00 | 0.00 | 0.00 |
| Education Fund | 11130100 | TITLE 1 SALARIES | 0.00 | 4,578.88 | 0.00 | 0.00 | -6,566.10 | 4,578.88 | 0.00 |
| Education Fund | 1011130110 | HIGH SCHOOL | 0.00 | 0.00 | 0.00 | 0.00 | 0.00 | 0.00 | 0.00 |
| Education Fund | 11130110 | DETENTION HALL SUPVSN | 0.00 | 0.00 | 0.00 | 0.00 | 0.00 | 0.00 | 0.00 |
| Education Fund | 11130127 | ELL INSTRUCTION | 0.00 | 0.00 | 0.00 | 0.00 | 0.00 | 0.00 | 0.00 |
| Education Fund | 1113011002 | ART SALARY | 0.00 | 19,460.90 | 0.00 | 0.00 | -29,191.35 | 19,460.90 | 0.00 |
| Education Fund | 1113011005 | ENGLISH/DRAMA SALARY | 0.00 | 147,109.58 | 0.00 | 0.00 | -220,665.03 | 147,109.58 | 0.00 |
| Education Fund | 1113011006 | FOREIGN LANG SALARY | 0.00 | 72,007.48 | 0.00 | 0.00 | -108,011.64 | 72,007.48 | 0.00 |
| Education Fund | 1113011011 | MATH SALARY | 0.00 | 117,678.08 | 0.00 | 0.00 | -176,517.24 | 117,678.08 | 0.00 |
| Education Fund | 1113011012 | MUSIC SALARY | 0.00 | 21,911.36 | 0.00 | 0.00 | -32,867.12 | 21,911.36 | 95 0.00 |
| Education Fund | 1113011013 | NATURAL SCIENCE | 0.00 | 113,809.58 | 0.00 | 0.00 | -170,714.87 | 113,809.58 | 0.00 |
| Education Fund | 1113011015 | SOCIAL SCIENCE SALARY | 0.00 | 109,833.56 | 0.00 | 0.00 | -164,750.58 | 109,833.56 | 0.00 |
| Education Fund | 1113011027 | DEPT CHAIR SALARY | 0.00 | 62,908.36 | 0.00 | 0.00 | -94,362.55 | 62,908.36 | 0.00 |
| Education Fund | 1113011050 | PHYS ED SALARY | 0.00 | 101,938.70 | 0.00 | 0.00 | -152,908.32 | 101,938.70 | 0.00 |
| Education Fund | 11130111 | OVERLOAD | 0.00 | 4,201.30 | 0.00 | 0.00 | -6,301.35 | 4,201.30 | 0.00 |
| Education Fund | 11130112 | PLAN TIME | 0.00 | 16,795.80 | 0.00 | 0.00 | -25,190.64 | 16,795.80 | 0.00 |
| Education Fund | | Interventionist Salary | 0.00 | 0.00 | 0.00 | 0.00 | 0.00 | 0.00 | 0.00 |
| Education Fund | 11130120 | CAMPUS MONITOR | 0.00 | 0.00 | 0.00 | 0.00 | 0.00 | 0.00 | 0.00 |
| Education Fund | 11130121 | SUB TEACHER SALARY | 0.00 | 0.00 | 0.00 | 0.00 | 0.00 | 0.00 | 0.00 |
| Education Fund | 11130122 | MENTORING | 0.00 | 0.00 | 0.00 | 0.00 | 0.00 | 0.00 | 0.00 |
| Education Fund | 11130125 | SUMMER CURRIC | 0.00 | 0.00 | 0.00 | 0.00 | 0.00 | 0.00 | 0.00 |
| Education Fund | 11130126 | POST RETIREMENT | 0.00 | 22,335.42 | 0.00 | 0.00 | -22,335.42 | 22,335.42 | 0.00 |
| Education Fund | 11130128 | SUMMER SCHOOL SALARY | 0.00 | 0.00 | 0.00 | 0.00 | 0.00 | 0.00 | 0.00 |

Expenditure Report

Fiscal Year: 2023-2024
Month: July

COUNTY OF GRUNDY SCHOOL DIST 111

| Fund Description | Account | Account Description | Revised Budget | MTD Activity | Encumbrance | Pending Activity | Available Funds | Year to Date Activity | Percent of Budget Used |
|------------------|-------------|-------------------------|----------------|--------------|-------------|------------------|-----------------|-----------------------|------------------------|
| Education Fund | 11130130 | HOMEBOUND | 0.00 | 0.00 | 0.00 | 0.00 | 0.00 | 0.00 | 0.00 |
| Education Fund | 10-1130-211 | OVERLOAD (IC) | 0.00 | 0.00 | 0.00 | 0.00 | 0.00 | 0.00 | 0.00 |
| Education Fund | 1113021 | INSTRUCTIONAL TRS | 0.00 | 504.45 | 0.00 | 0.00 | -756.53 | 504.45 | 0.00 |
| Education Fund | 11130211 | SUB TEACHER TRS | 0.00 | 2,016.04 | 0.00 | 0.00 | -3,023.61 | 2,016.04 | 0.00 |
| Education Fund | 11130212 | MENTORING TRS | 0.00 | 0.00 | 0.00 | 0.00 | 0.00 | 0.00 | 0.00 |
| Education Fund | 11130213 | SUMMER CURRIC TRS | 0.00 | 0.00 | 0.00 | 0.00 | 0.00 | 0.00 | 0.00 |
| Education Fund | 111302135 | TRS PENALTY | 0.00 | 963.00 | 0.00 | 0.00 | -963.00 | 963.00 | 0.00 |
| Education Fund | 1113021101 | INSTRUCTIONAL TRS | 0.00 | 0.00 | 0.00 | 0.00 | 0.00 | 0.00 | 0.00 |
| Education Fund | 1113021102 | ART TRS | 0.00 | 2,335.88 | 0.00 | 0.00 | -3,503.82 | 2,335.88 | 0.00 |
| Education Fund | 1113021105 | ENGLISH/DRAMA TRS | 0.00 | 17,657.46 | 0.00 | 0.00 | -26,486.21 | 17,657.46 | 0.00 |
| Education Fund | 1113021106 | FOREIGN LANGUAGE TRS | 0.00 | 8,642.94 | 0.00 | 0.00 | -12,964.46 | 8,642.94 | 96 0.00 |
| Education Fund | 111302111 | MATH TRS | 0.00 | 14,124.78 | 0.00 | 0.00 | -21,187.19 | 14,124.78 | 0.00 |
| Education Fund | 1113021112 | MUSIC TRS | 0.00 | 2,629.94 | 0.00 | 0.00 | -3,944.92 | 2,629.94 | 0.00 |
| Education Fund | 1113021113 | NAT SCI TRS | 0.00 | 13,660.34 | 0.00 | 0.00 | -20,490.57 | 13,660.34 | 0.00 |
| Education Fund | 1113021115 | SOC SCI TRS | 0.00 | 13,183.15 | 0.00 | 0.00 | -19,774.74 | 13,183.15 | 0.00 |
| Education Fund | 1113021121 | DRIVER ED TRS | 0.00 | 0.00 | 0.00 | 0.00 | 0.00 | 0.00 | 0.00 |
| Education Fund | 1113021127 | DEPT CHAIR TRS | 0.00 | 7,708.04 | 0.00 | 0.00 | -11,562.06 | 7,708.04 | 0.00 |
| Education Fund | 1113021150 | PHYS ED TRS | 0.00 | 12,235.62 | 0.00 | 0.00 | -18,353.47 | 12,235.62 | 0.00 |
| Education Fund | 10-1130- | DEPT CHAIR SALARY (GTL) | 0.00 | 0.00 | 0.00 | 0.00 | 0.00 | 0.00 | 0.00 |
| Education Fund | 10-1130-222 | DIST 111 GROUP MEDICAL | 0.00 | 456,428.29 | 0.00 | 0.00 | -456,428.29 | 456,428.29 | 0.00 |
| Education Fund | 10-1130- | HIGH SCHOOL | 0.00 | 0.00 | 0.00 | 0.00 | 0.00 | 0.00 | 0.00 |
| Education Fund | | TEACHING GROUP INS | 0.00 | 0.00 | 0.00 | 0.00 | 0.00 | 0.00 | 0.00 |
| Education Fund | | 10 E 1130 2220 00 300 | 0.00 | 0.00 | 0.00 | 0.00 | 0.00 | 0.00 | 0.00 |
| Education Fund | 1113022201 | TEACHING GROUP INS | 0.00 | 0.00 | 0.00 | 0.00 | 0.00 | 0.00 | 0.00 |

Expenditure Report

Fiscal Year: 2023-2024
Month: July

COUNTY OF GRUNDY SCHOOL DIST 111

| Fund Description | Account | Account Description | Revised Budget | MTD Activity | Encumbrance | Pending Activity | Available Funds | Year to Date Activity | Percent of Budget Used |
|------------------|------------|-----------------------|----------------|--------------|-------------|------------------|-----------------|-----------------------|------------------------|
| Education Fund | 1113022202 | ART GROUP INS | 0.00 | 5,443.38 | 0.00 | 0.00 | -8,165.07 | 5,443.38 | 0.00 |
| Education Fund | 1113022205 | ENGLISH GROUP INS | 0.00 | 41,829.92 | 0.00 | 0.00 | -62,744.88 | 41,829.92 | 0.00 |
| Education Fund | 1113022206 | FOREIGN LANG GROUP | 0.00 | 23,663.70 | 0.00 | 0.00 | -35,497.65 | 23,663.70 | 0.00 |
| Education Fund | 1113022211 | MATH GROUP INS | 0.00 | 34,798.74 | 0.00 | 0.00 | -52,198.09 | 34,798.74 | 0.00 |
| Education Fund | 1113022212 | MUSIC GROUP INS | 0.00 | 5,716.98 | 0.00 | 0.00 | -10,001.40 | 5,716.98 | 0.00 |
| Education Fund | 1113022213 | NAT SCI GROUP INS | 0.00 | 31,298.40 | 0.00 | 0.00 | -47,836.04 | 31,298.40 | 0.00 |
| Education Fund | 1113022215 | SOC SCI GROUP INS | 0.00 | 25,674.42 | 0.00 | 0.00 | -38,511.63 | 25,674.42 | 0.00 |
| Education Fund | 1113022221 | DRIVER ED GROUP INS | 0.00 | 0.00 | 0.00 | 0.00 | 0.00 | 0.00 | 0.00 |
| Education Fund | 1113022225 | CAMPUS MONITOR GROUP | 0.00 | 0.00 | 0.00 | 0.00 | 0.00 | 0.00 | 0.00 |
| Education Fund | 1113022227 | DEPT CHAIR GROUP | 0.00 | 20,212.70 | 0.00 | 0.00 | -30,319.05 | 20,212.70 | 0.00 |
| Education Fund | 1113022250 | PHYS ED GROUP INS | 0.00 | 30,437.90 | 0.00 | 0.00 | -47,016.92 | 30,437.90 | 97 0.00 |
| Education Fund | | DIST 111 GROUP DENTAL | 0.00 | 18,076.35 | 0.00 | 0.00 | -18,076.35 | 18,076.35 | 0.00 |
| Education Fund | | 10 E 1130 2230 00 300 | 0.00 | 0.00 | 0.00 | 0.00 | 0.00 | 0.00 | 0.00 |
| Education Fund | | 10 E 1130 2230 00 300 | 0.00 | 0.00 | 0.00 | 0.00 | 0.00 | 0.00 | 0.00 |
| Education Fund | | ART DENTAL INSURANCE | 0.00 | 113.34 | 0.00 | 0.00 | -170.01 | 113.34 | 0.00 |
| Education Fund | | ENGLISH DENTAL INS | 0.00 | 779.22 | 0.00 | 0.00 | -1,168.83 | 779.22 | 0.00 |
| Education Fund | | FOREIGN LANG DENTAL | 0.00 | 415.58 | 0.00 | 0.00 | -623.37 | 415.58 | 0.00 |
| Education Fund | | MATH DENTAL INS | 0.00 | 604.48 | 0.00 | 0.00 | -906.72 | 604.48 | 0.00 |
| Education Fund | | MUSIC DENTAL INS | 0.00 | 113.34 | 0.00 | 0.00 | -188.90 | 113.34 | 0.00 |
| Education Fund | | NAT SCI DENTAL INS | 0.00 | 680.04 | 0.00 | 0.00 | -1,057.84 | 680.04 | 0.00 |
| Education Fund | | SOC SCI DENTAL INS | 0.00 | 580.86 | 0.00 | 0.00 | -871.29 | 580.86 | 0.00 |
| Education Fund | | DEPT CHAIR DENTAL INS | 0.00 | 755.90 | 0.00 | 0.00 | -1,133.85 | 755.90 | 0.00 |
| Education Fund | | PHYS ED DENTAL INS | 0.00 | 453.36 | 0.00 | 0.00 | -717.82 | 453.36 | 0.00 |
| Education Fund | 11131230 | COLLEGE TUITION REIMB | 0.00 | 0.00 | 0.00 | 0.00 | 0.00 | 0.00 | 0.00 |

Expenditure Report

Fiscal Year: 2023-2024
Month: July

COUNTY OF GRUNDY SCHOOL DIST 111

| Fund Description | Account | Account Description | Revised Budget | MTD Activity | Encumbrance | Pending Activity | Available Funds | Year to Date Activity | Percent of Budget Used |
|------------------|------------|------------------------|----------------|--------------|-------------|------------------|-----------------|-----------------------|------------------------|
| Education Fund | | 10 E 1130 2340 13 300 | 0.00 | 0.00 | 0.00 | 0.00 | 0.00 | 0.00 | 0.00 |
| Education Fund | 1113030006 | FOREIGN LANG CONTR | 0.00 | 0.00 | 0.00 | 0.00 | 0.00 | 0.00 | 0.00 |
| Education Fund | 1113030006 | FOREIGN LANG CONT | 0.00 | 0.00 | 0.00 | 0.00 | 0.00 | 0.00 | 0.00 |
| Education Fund | 1110030012 | BAND PURCHASE SERV | 0.00 | 2,500.00 | 0.00 | 0.00 | -2,500.00 | 2,500.00 | 0.00 |
| Education Fund | 1110030112 | CHORUS PURCHASE SERV | 0.00 | 0.00 | 950.00 | 0.00 | -950.00 | 0.00 | 0.00 |
| Education Fund | 1110030212 | STRINGS PURCHASE | 0.00 | 0.00 | 0.00 | 0.00 | 0.00 | 0.00 | 0.00 |
| Education Fund | 1110030012 | BAND CONT SERV S | 0.00 | 0.00 | 0.00 | 0.00 | 0.00 | 0.00 | 0.00 |
| Education Fund | 1110030112 | CHORUS CONT SERV S | 0.00 | 0.00 | 0.00 | 0.00 | 0.00 | 0.00 | 0.00 |
| Education Fund | 1110030212 | STRINGS CONT SERV S | 0.00 | 0.00 | 0.00 | 0.00 | 0.00 | 0.00 | 0.00 |
| Education Fund | 1113030021 | DRIVER ED CONTRACT | 0.00 | 0.00 | 0.00 | 0.00 | 0.00 | 0.00 | 0.00 |
| Education Fund | 1113031025 | POLICE LIAISON | 0.00 | 0.00 | 0.00 | 0.00 | 0.00 | 0.00 | 98 0.00 |
| Education Fund | 1113031125 | EVENT SECURITY | 0.00 | 0.00 | 0.00 | 0.00 | 0.00 | 0.00 | 0.00 |
| Education Fund | 11131314 | CURRIC DEVEL/LRNG OBJ | 0.00 | 0.00 | 0.00 | 0.00 | 0.00 | 0.00 | 0.00 |
| Education Fund | 11131315 | STAFF DEVELOPMENT | 0.00 | 0.00 | 0.00 | 0.00 | 0.00 | 0.00 | 0.00 |
| Education Fund | 11130322 | TOWEL CONTRACT SERV | 0.00 | 0.00 | 0.00 | 0.00 | 0.00 | 0.00 | 0.00 |
| Education Fund | 1113032302 | ART CONTRACT SERV | 0.00 | 0.00 | 0.00 | 0.00 | 0.00 | 0.00 | 0.00 |
| Education Fund | 1113032302 | ART CONT SERV S | 0.00 | 0.00 | 0.00 | 0.00 | 0.00 | 0.00 | 0.00 |
| Education Fund | 1113032305 | ENGLISH CONTRACT SERV | 0.00 | 0.00 | 18,000.00 | 0.00 | -18,000.00 | 0.00 | 0.00 |
| Education Fund | 1113032305 | ENGLISH CONT SERV S | 0.00 | 0.00 | 0.00 | 0.00 | 0.00 | 0.00 | 0.00 |
| Education Fund | 1110032312 | BAND REPAIR & MAINT | 0.00 | 2,785.50 | 0.00 | 0.00 | -2,785.50 | 2,785.50 | 0.00 |
| Education Fund | 1110032412 | CHORUS REPAIR & MAINT | 0.00 | 0.00 | 0.00 | 0.00 | 0.00 | 0.00 | 0.00 |
| Education Fund | 1110032512 | STRINGS REPAIR & MAINT | 0.00 | 0.00 | 0.00 | 0.00 | 0.00 | 0.00 | 0.00 |
| Education Fund | 1110032312 | BAND REPAIR & MAINT S | 0.00 | 0.00 | 0.00 | 0.00 | 0.00 | 0.00 | 0.00 |
| Education Fund | 1110032412 | CHORUS REPAIR & MAINT | 0.00 | 0.00 | 0.00 | 0.00 | 0.00 | 0.00 | 0.00 |

Expenditure Report

Fiscal Year: 2023-2024
Month: July

COUNTY OF GRUNDY SCHOOL DIST 111

| Fund Description | Account | Account Description | Revised Budget | MTD Activity | Encumbrance | Pending Activity | Available Funds | Year to Date Activity | Percent of Budget Used |
|------------------|------------|------------------------|----------------|--------------|-------------|------------------|-----------------|-----------------------|------------------------|
| Education Fund | 1110032512 | STRINGS REPAIR & MAINT | 0.00 | 0.00 | 0.00 | 0.00 | 0.00 | 0.00 | 0.00 |
| Education Fund | 1113032313 | NAT SCI CONTRACT SERV | 0.00 | 0.00 | 0.00 | 0.00 | 0.00 | 0.00 | 0.00 |
| Education Fund | 1113032313 | NAT SCI CONT SERV S | 0.00 | 0.00 | 0.00 | 0.00 | 0.00 | 0.00 | 0.00 |
| Education Fund | 1113032315 | SOC SCI CONTRACT SERV | 0.00 | 0.00 | 0.00 | 0.00 | 0.00 | 0.00 | 0.00 |
| Education Fund | 1113032315 | SOC SCI CONT SERV S | 0.00 | 0.00 | 0.00 | 0.00 | 0.00 | 0.00 | 0.00 |
| Education Fund | 1113032350 | PHYS ED CONTRACT SERV | 0.00 | 2,400.00 | 0.00 | 0.00 | -2,400.00 | 2,400.00 | 0.00 |
| Education Fund | 1113032351 | BOWING COSTS | 0.00 | 0.00 | 0.00 | 0.00 | 0.00 | 0.00 | 0.00 |
| Education Fund | 1113032350 | PHYS ED CONT SERV S | 0.00 | 0.00 | 0.00 | 0.00 | 0.00 | 0.00 | 0.00 |
| Education Fund | 11130332 | GENERAL EDUCATION | 0.00 | 0.00 | 0.00 | 0.00 | 0.00 | 0.00 | 0.00 |
| Education Fund | 11131332 | TYPE 75 TRAVEL | 0.00 | 0.00 | 0.00 | 0.00 | 0.00 | 0.00 | 0.00 |
| Education Fund | 11130380 | UNEMPLOYMENT | 0.00 | 0.00 | 0.00 | 0.00 | 0.00 | 0.00 | 99 0.00 |
| Education Fund | 11130381 | WORKERS COMP | 0.00 | 0.00 | 0.00 | 0.00 | 0.00 | 0.00 | 0.00 |
| Education Fund | 1113038021 | DRIVER ED CAR | 0.00 | 0.00 | 0.00 | 0.00 | 0.00 | 0.00 | 0.00 |
| Education Fund | 11130400 | TITLE I SUPPLIES | 0.00 | 0.00 | 6,119.28 | 0.00 | -6,119.28 | 0.00 | 0.00 |
| Education Fund | 1113040005 | ENGLISH RESALE | 0.00 | 0.00 | 0.00 | 0.00 | 0.00 | 0.00 | 0.00 |
| Education Fund | 1113040011 | MATH SUPPLIES RESALE | 0.00 | 0.00 | 0.00 | 0.00 | 0.00 | 0.00 | 0.00 |
| Education Fund | 1113040050 | PHYS ED RESALE | 0.00 | 0.00 | 2,713.00 | 0.00 | -2,713.00 | 0.00 | 0.00 |
| Education Fund | 1113040050 | PHYS ED RESALE | 0.00 | 0.00 | 0.00 | 0.00 | 0.00 | 0.00 | 0.00 |
| Education Fund | 11130410 | GEN ED | 0.00 | 0.00 | 112.48 | 0.00 | -112.48 | 0.00 | 0.00 |
| Education Fund | 11130411 | ECOLAB GRANT SUPPLIES | 0.00 | 0.00 | 0.00 | 0.00 | 0.00 | 0.00 | 0.00 |
| Education Fund | 11131410 | CURRIC DEVEL/LRNG | 0.00 | 159.00 | 49.07 | 0.00 | -208.07 | 159.00 | 0.00 |
| Education Fund | 11131411 | STAFF DEVELOPMENT | 0.00 | 0.00 | 0.00 | 0.00 | 0.00 | 0.00 | 0.00 |
| Education Fund | 11131412 | TPI GRANT SUPPLIES | 0.00 | 0.00 | 0.00 | 0.00 | 0.00 | 0.00 | 0.00 |
| Education Fund | 111304102 | GEN ED SUPPLIES S | 0.00 | 0.00 | 0.00 | 0.00 | 0.00 | 0.00 | 0.00 |

Expenditure Report

Fiscal Year: 2023-2024
Month: July

COUNTY OF GRUNDY SCHOOL DIST 111

| Fund Description | Account | Account Description | Revised Budget | MTD Activity | Encumbrance | Pending Activity | Available Funds | Year to Date Activity | Percent of Budget Used |
|------------------|------------|-----------------------|----------------|--------------|-------------|------------------|-----------------|-----------------------|------------------------|
| Education Fund | 1113041002 | ART SUPPLIES | 0.00 | 4,781.02 | 448.10 | 0.00 | -5,229.12 | 4,781.02 | 0.00 |
| Education Fund | 1113041102 | ART/COMP TECH | 0.00 | 1,383.92 | 0.00 | 0.00 | -1,383.92 | 1,383.92 | 0.00 |
| Education Fund | 1113041002 | ART SUPPLIES S | 0.00 | 0.00 | 0.00 | 0.00 | 0.00 | 0.00 | 0.00 |
| Education Fund | 1113041102 | ART/COMP TECH SUPPLY | 0.00 | 0.00 | 0.00 | 0.00 | 0.00 | 0.00 | 0.00 |
| Education Fund | 1113041005 | ENGLISH/DRAMA | 0.00 | 0.00 | 0.00 | 0.00 | 0.00 | 0.00 | 0.00 |
| Education Fund | 1113041505 | ENGLISH/COMP TECH | 0.00 | 0.00 | 0.00 | 0.00 | 0.00 | 0.00 | 0.00 |
| Education Fund | 1113041005 | ENGLISH/DRAMA SUPPLY | 0.00 | 0.00 | 0.00 | 0.00 | 0.00 | 0.00 | 0.00 |
| Education Fund | 1113041505 | ENGLISH/COMP TECH SUP | 0.00 | 0.00 | 0.00 | 0.00 | 0.00 | 0.00 | 0.00 |
| Education Fund | 1113041006 | FOREIGN LANG SUPPLIES | 0.00 | 1,224.65 | 1,463.70 | 0.00 | -2,688.35 | 1,224.65 | 0.00 |
| Education Fund | 1113041106 | FOREIGN LANG/COMP | 0.00 | 0.00 | 0.00 | 0.00 | 0.00 | 0.00 | 0.00 |
| Education Fund | 1113041006 | FORN LANG SUPPLIES S | 0.00 | 0.00 | 0.00 | 0.00 | 0.00 | 0.00 | 100.00 |
| Education Fund | 1113041106 | FORN LANG COMP TECH S | 0.00 | 0.00 | 0.00 | 0.00 | 0.00 | 0.00 | 0.00 |
| Education Fund | 1113041011 | MATH SUPPLIES | 0.00 | 0.00 | 0.00 | 0.00 | 0.00 | 0.00 | 0.00 |
| Education Fund | 1113041211 | MATH/COMP TECH | 0.00 | 0.00 | 0.00 | 0.00 | 0.00 | 0.00 | 0.00 |
| Education Fund | 1113041011 | MATH SUPPLIES S | 0.00 | 0.00 | 0.00 | 0.00 | 0.00 | 0.00 | 0.00 |
| Education Fund | 1113041211 | MATH/COMP TECH SUP S | 0.00 | 0.00 | 0.00 | 0.00 | 0.00 | 0.00 | 0.00 |
| Education Fund | 1110041012 | BAND SUPPLIES | 0.00 | 0.00 | 0.00 | 0.00 | 0.00 | 0.00 | 0.00 |
| Education Fund | 1110041112 | CHORUS SUPPLIES | 0.00 | 0.00 | 0.00 | 0.00 | 0.00 | 0.00 | 0.00 |
| Education Fund | 1110041212 | STRINGS SUPPLIES | 0.00 | 0.00 | 0.00 | 0.00 | 0.00 | 0.00 | 0.00 |
| Education Fund | 1113041012 | BAND-CHORUS/COMP | 0.00 | 0.00 | 0.00 | 0.00 | 0.00 | 0.00 | 0.00 |
| Education Fund | 1110041012 | BAND SUPPLIES S | 0.00 | 0.00 | 0.00 | 0.00 | 0.00 | 0.00 | 0.00 |
| Education Fund | 1110041112 | GENERAL MUSIC | 0.00 | 179.00 | 3,109.92 | 0.00 | -3,288.92 | 179.00 | 0.00 |
| Education Fund | 1110041212 | STRINGS SUPPLIES S | 0.00 | 0.00 | 0.00 | 0.00 | 0.00 | 0.00 | 0.00 |
| Education Fund | 1113041012 | BAND-CHORUS/COMP | 0.00 | 0.00 | 0.00 | 0.00 | 0.00 | 0.00 | 0.00 |

Expenditure Report

Fiscal Year: 2023-2024
Month: July

COUNTY OF GRUNDY SCHOOL DIST 111

| Fund Description | Account | Account Description | Revised Budget | MTD Activity | Encumbrance | Pending Activity | Available Funds | Year to Date Activity | Percent of Budget Used |
|------------------|------------|------------------------|----------------|--------------|-------------|------------------|-----------------|-----------------------|------------------------|
| Education Fund | 1113041013 | NAT SCI SUPPLIES | 0.00 | 5,593.13 | 4,894.75 | 0.00 | -10,487.88 | 5,593.13 | 0.00 |
| Education Fund | 1113041113 | NAT SCI/COMP TECH | 0.00 | 0.00 | 0.00 | 0.00 | 0.00 | 0.00 | 0.00 |
| Education Fund | 1113041013 | NAT SCI SUPPLIES S | 0.00 | 0.00 | 0.00 | 0.00 | 0.00 | 0.00 | 0.00 |
| Education Fund | 1113041113 | NAT SCI/COMP TECH S | 0.00 | 0.00 | 0.00 | 0.00 | 0.00 | 0.00 | 0.00 |
| Education Fund | 1113041015 | SOC SCI SUPPLIES | 0.00 | 0.00 | 300.00 | 0.00 | -300.00 | 0.00 | 0.00 |
| Education Fund | 1113041115 | SOC SCI/COMP TECH | 0.00 | 0.00 | 0.00 | 0.00 | 0.00 | 0.00 | 0.00 |
| Education Fund | 1113041015 | SOC SCI SUPPLIES S | 0.00 | 0.00 | 0.00 | 0.00 | 0.00 | 0.00 | 0.00 |
| Education Fund | 1113041115 | SCO SCI/COMP TECH S | 0.00 | 0.00 | 0.00 | 0.00 | 0.00 | 0.00 | 0.00 |
| Education Fund | 1113041021 | DRIVER ED SUPPLIES | 0.00 | 0.00 | 0.00 | 0.00 | 0.00 | 0.00 | 0.00 |
| Education Fund | 1113041050 | PHYS ED SUPPLIES | 0.00 | 0.00 | 238.10 | 0.00 | -238.10 | 0.00 | 0.00 |
| Education Fund | 1113041150 | PHYS ED COMP TECH | 0.00 | 0.00 | 0.00 | 0.00 | 0.00 | 0.00 | 101 0.00 |
| Education Fund | 1113041050 | PHS ED SUPPLIES S | 0.00 | 0.00 | 0.00 | 0.00 | 0.00 | 0.00 | 0.00 |
| Education Fund | 1113041150 | PHYS ED COMP TECH | 0.00 | 0.00 | 0.00 | 0.00 | 0.00 | 0.00 | 0.00 |
| Education Fund | 11130420 | GENERAL EDUC | 0.00 | 0.00 | 0.00 | 0.00 | 0.00 | 0.00 | 0.00 |
| Education Fund | 111304202 | GENERAL ED TEXTBOOKS | 0.00 | 0.00 | 0.00 | 0.00 | 0.00 | 0.00 | 0.00 |
| Education Fund | 1113042002 | ART TEXTBOOKS | 0.00 | 0.00 | 0.00 | 0.00 | 0.00 | 0.00 | 0.00 |
| Education Fund | 1113042002 | ART TEXTBOOKS S | 0.00 | 0.00 | 0.00 | 0.00 | 0.00 | 0.00 | 0.00 |
| Education Fund | 1113042005 | ENGLISH/DRAMA | 0.00 | 868.32 | 0.00 | 0.00 | -868.32 | 868.32 | 0.00 |
| Education Fund | 1113042005 | ENGLISH/DRAMA TEXTBK S | 0.00 | 0.00 | 0.00 | 0.00 | 0.00 | 0.00 | 0.00 |
| Education Fund | 1113042006 | FOREIGN LANG | 0.00 | 0.00 | 43,742.75 | 0.00 | -43,742.75 | 0.00 | 0.00 |
| Education Fund | 1113042006 | FORN LANG TEXTBOOKS S | 0.00 | 0.00 | 0.00 | 0.00 | 0.00 | 0.00 | 0.00 |
| Education Fund | 1113042011 | MATH TEXTBOOKS | 0.00 | 32,007.44 | 3,774.60 | 0.00 | -35,782.04 | 32,007.44 | 0.00 |
| Education Fund | 1113042011 | MATH TEXTBOOKS S | 0.00 | 0.00 | 0.00 | 0.00 | 0.00 | 0.00 | 0.00 |
| Education Fund | 1110042012 | BAND TEXTBOOKS | 0.00 | 0.00 | 0.00 | 0.00 | 0.00 | 0.00 | 0.00 |

Expenditure Report

Fiscal Year: 2023-2024
Month: July

COUNTY OF GRUNDY SCHOOL DIST 111

| Fund Description | Account | Account Description | Revised Budget | MTD Activity | Encumbrance | Pending Activity | Available Funds | Year to Date Activity | Percent of Budget Used |
|------------------|------------|-----------------------|----------------|--------------|-------------|------------------|-----------------|-----------------------|------------------------|
| Education Fund | 1110042112 | MUSIC TEXTBOOKS | 0.00 | 944.79 | 0.00 | 0.00 | -944.79 | 944.79 | 0.00 |
| Education Fund | 1110042212 | STRINGS TEXTBOOKS | 0.00 | 0.00 | 0.00 | 0.00 | 0.00 | 0.00 | 0.00 |
| Education Fund | 1110042012 | BAND TEXTBOOKS S | 0.00 | 0.00 | 0.00 | 0.00 | 0.00 | 0.00 | 0.00 |
| Education Fund | 1110042112 | CHORUS TEXTBOOKS S | 0.00 | 0.00 | 0.00 | 0.00 | 0.00 | 0.00 | 0.00 |
| Education Fund | 1110042212 | STRINGS TEXTBOOKS S | 0.00 | 0.00 | 0.00 | 0.00 | 0.00 | 0.00 | 0.00 |
| Education Fund | 1113042013 | NAT SCI TEXTBOOKS | 0.00 | 0.00 | 0.00 | 0.00 | 0.00 | 0.00 | 0.00 |
| Education Fund | 1113042013 | NAT SCI TEXTBOOKS S | 0.00 | 0.00 | 0.00 | 0.00 | 0.00 | 0.00 | 0.00 |
| Education Fund | 1113042015 | SOC SCI TEXTBOOKS | 0.00 | 14,788.80 | 0.00 | 0.00 | -14,788.80 | 14,788.80 | 0.00 |
| Education Fund | 1113042015 | SOC SCI TEXTBOOKS S | 0.00 | 0.00 | 0.00 | 0.00 | 0.00 | 0.00 | 0.00 |
| Education Fund | 1113042021 | DRIVER ED TEXTBOOKS | 0.00 | 0.00 | 0.00 | 0.00 | 0.00 | 0.00 | 0.00 |
| Education Fund | 1113042050 | PHYS ED TEXTBOOKS | 0.00 | 0.00 | 0.00 | 0.00 | 0.00 | 0.00 | 102.00 |
| Education Fund | 1113042050 | PHS ED TEXTBOOKS S | 0.00 | 0.00 | 0.00 | 0.00 | 0.00 | 0.00 | 0.00 |
| Education Fund | 1113043002 | ART PERIODICALS | 0.00 | 0.00 | 0.00 | 0.00 | 0.00 | 0.00 | 0.00 |
| Education Fund | 1113043002 | ART PERIODICALS S | 0.00 | 0.00 | 0.00 | 0.00 | 0.00 | 0.00 | 0.00 |
| Education Fund | 1113043005 | ENGLISH PERIODICALS | 0.00 | 0.00 | 0.00 | 0.00 | 0.00 | 0.00 | 0.00 |
| Education Fund | 1113043005 | ENGLISH PERIODICALS S | 0.00 | 0.00 | 0.00 | 0.00 | 0.00 | 0.00 | 0.00 |
| Education Fund | 1113043015 | SOC SCI PERIODICALS | 0.00 | 0.00 | 0.00 | 0.00 | 0.00 | 0.00 | 0.00 |
| Education Fund | 1113043015 | SOC SCI PERIODICALS S | 0.00 | 0.00 | 0.00 | 0.00 | 0.00 | 0.00 | 0.00 |
| Education Fund | 1113043050 | PHYS ED PERIODICALS | 0.00 | 0.00 | 0.00 | 0.00 | 0.00 | 0.00 | 0.00 |
| Education Fund | 1113043050 | PHYS ED PERIODICALS S | 0.00 | 0.00 | 0.00 | 0.00 | 0.00 | 0.00 | 0.00 |
| Education Fund | 1113049002 | ART VIDEO/SOFTWARE | 0.00 | 0.00 | 0.00 | 0.00 | 0.00 | 0.00 | 0.00 |
| Education Fund | 1113049002 | ART VIDEO/SOFTWARE S | 0.00 | 0.00 | 0.00 | 0.00 | 0.00 | 0.00 | 0.00 |
| Education Fund | 1113049005 | ENGLISH | 0.00 | 0.00 | 0.00 | 0.00 | 0.00 | 0.00 | 0.00 |
| Education Fund | 1113049005 | ENGLISH | 0.00 | 0.00 | 0.00 | 0.00 | 0.00 | 0.00 | 0.00 |

Expenditure Report

Fiscal Year: 2023-2024
Month: July

COUNTY OF GRUNDY SCHOOL DIST 111

| Fund Description | Account | Account Description | Revised Budget | MTD Activity | Encumbrance | Pending Activity | Available Funds | Year to Date Activity | Percent of Budget Used |
|------------------|------------|-----------------------|----------------|--------------|-------------|------------------|-----------------|-----------------------|------------------------|
| Education Fund | 1113049006 | FOREIGN LANG | 0.00 | 0.00 | 0.00 | 0.00 | 0.00 | 0.00 | 0.00 |
| Education Fund | 1113049006 | FORN LANG | 0.00 | 0.00 | 0.00 | 0.00 | 0.00 | 0.00 | 0.00 |
| Education Fund | 1113049011 | MATH VIDEO/SOFTWARE | 0.00 | 0.00 | 0.00 | 0.00 | 0.00 | 0.00 | 0.00 |
| Education Fund | 1113049011 | MATH VIDEO/SOFTWARE S | 0.00 | 0.00 | 0.00 | 0.00 | 0.00 | 0.00 | 0.00 |
| Education Fund | 1110049112 | BAND VIDEO/SOFTWARE | 0.00 | 0.00 | 0.00 | 0.00 | 0.00 | 0.00 | 0.00 |
| Education Fund | 1110049212 | CHORUS | 0.00 | 0.00 | 0.00 | 0.00 | 0.00 | 0.00 | 0.00 |
| Education Fund | 1110049312 | STRINGS | 0.00 | 0.00 | 0.00 | 0.00 | 0.00 | 0.00 | 0.00 |
| Education Fund | 1110049112 | BAND VIDEO/SOFTWARE S | 0.00 | 0.00 | 0.00 | 0.00 | 0.00 | 0.00 | 0.00 |
| Education Fund | 1110049212 | CHORUS | 0.00 | 0.00 | 0.00 | 0.00 | 0.00 | 0.00 | 0.00 |
| Education Fund | 1110049312 | STRINGS | 0.00 | 0.00 | 0.00 | 0.00 | 0.00 | 0.00 | 0.00 |
| Education Fund | 1113049013 | NAT SCI | 0.00 | 7,350.00 | 0.00 | 0.00 | -7,350.00 | 7,350.00 | 103.00 |
| Education Fund | 1113049013 | NAT SCI | 0.00 | 0.00 | 0.00 | 0.00 | 0.00 | 0.00 | 0.00 |
| Education Fund | 1113049015 | SOC SCI | 0.00 | 0.00 | 0.00 | 0.00 | 0.00 | 0.00 | 0.00 |
| Education Fund | 1113049015 | SOC SCI | 0.00 | 0.00 | 0.00 | 0.00 | 0.00 | 0.00 | 0.00 |
| Education Fund | 1113049021 | DRIVER ED | 0.00 | 0.00 | 0.00 | 0.00 | 0.00 | 0.00 | 0.00 |
| Education Fund | 1113049050 | PE/HEALTH | 0.00 | 0.00 | 0.00 | 0.00 | 0.00 | 0.00 | 0.00 |
| Education Fund | 1113049050 | PHYS ED | 0.00 | 0.00 | 0.00 | 0.00 | 0.00 | 0.00 | 0.00 |
| Education Fund | 1113054002 | ART EQUIPMENT | 0.00 | 0.00 | 0.00 | 0.00 | 0.00 | 0.00 | 0.00 |
| Education Fund | 1113054002 | ART EQUIPMENT S | 0.00 | 0.00 | 0.00 | 0.00 | 0.00 | 0.00 | 0.00 |
| Education Fund | 1113054005 | ENGLISH EQUIPMENT | 0.00 | 0.00 | 0.00 | 0.00 | 0.00 | 0.00 | 0.00 |
| Education Fund | 1113054005 | ENGLISH EQUIPMENT S | 0.00 | 0.00 | 0.00 | 0.00 | 0.00 | 0.00 | 0.00 |
| Education Fund | 1113054006 | FOREIGN LANG | 0.00 | 0.00 | 0.00 | 0.00 | 0.00 | 0.00 | 0.00 |
| Education Fund | 1113054006 | FORN LANG EQUIPMENT S | 0.00 | 0.00 | 0.00 | 0.00 | 0.00 | 0.00 | 0.00 |
| Education Fund | 1113054011 | MATH EQUIPMENT | 0.00 | 0.00 | 0.00 | 0.00 | 0.00 | 0.00 | 0.00 |

Expenditure Report

Fiscal Year: 2023-2024
Month: July

COUNTY OF GRUNDY SCHOOL DIST 111

| Fund Description | Account | Account Description | Revised Budget | MTD Activity | Encumbrance | Pending Activity | Available Funds | Year to Date Activity | Percent of Budget Used |
|------------------|------------|-----------------------|----------------|--------------|-------------|------------------|-----------------|-----------------------|------------------------|
| Education Fund | 1113054011 | MATH EQUIPMENT S | 0.00 | 0.00 | 0.00 | 0.00 | 0.00 | 0.00 | 0.00 |
| Education Fund | 1110054012 | BAND EQUIPMENT | 0.00 | 0.00 | 0.00 | 0.00 | 0.00 | 0.00 | 0.00 |
| Education Fund | 1110054112 | CHORUS EQUIPMENT | 0.00 | 0.00 | 0.00 | 0.00 | 0.00 | 0.00 | 0.00 |
| Education Fund | 1110054212 | STRINGS EQUIPMENT | 0.00 | 0.00 | 0.00 | 0.00 | 0.00 | 0.00 | 0.00 |
| Education Fund | 1110054012 | BAND EQUIPMENT S | 0.00 | 0.00 | 0.00 | 0.00 | 0.00 | 0.00 | 0.00 |
| Education Fund | 1110054112 | CHORUS EQUIPMENT S | 0.00 | 0.00 | 0.00 | 0.00 | 0.00 | 0.00 | 0.00 |
| Education Fund | 1110054212 | STRINGS EQUIPMENT S | 0.00 | 0.00 | 0.00 | 0.00 | 0.00 | 0.00 | 0.00 |
| Education Fund | 1113054013 | NAT SCI EQUIPMENT | 0.00 | 0.00 | 0.00 | 0.00 | 0.00 | 0.00 | 0.00 |
| Education Fund | 1113054013 | NAT SCI EQUIPMENT S | 0.00 | 0.00 | 0.00 | 0.00 | 0.00 | 0.00 | 0.00 |
| Education Fund | 1113054015 | SOC SCI EQUIPMENT | 0.00 | 0.00 | 0.00 | 0.00 | 0.00 | 0.00 | 0.00 |
| Education Fund | 1113054015 | SOC SCI EQUIPMENT S | 0.00 | 0.00 | 0.00 | 0.00 | 0.00 | 0.00 | 104 0.00 |
| Education Fund | 1113054021 | DRIVER ED EQUIPMENT | 0.00 | 0.00 | 0.00 | 0.00 | 0.00 | 0.00 | 0.00 |
| Education Fund | 1113054050 | PHYS ED EQUIPMENT | 0.00 | 0.00 | 0.00 | 0.00 | 0.00 | 0.00 | 0.00 |
| Education Fund | 1113054050 | PHYS ED EQUIPMENT S | 0.00 | 0.00 | 0.00 | 0.00 | 0.00 | 0.00 | 0.00 |
| Education Fund | 1113055021 | DRIVER ED VEHICLES | 0.00 | 23,129.76 | 0.00 | 0.00 | -23,129.76 | 23,129.76 | 0.00 |
| Education Fund | 11130642 | JJC TUITION | 0.00 | 0.00 | 0.00 | 0.00 | 0.00 | 0.00 | 0.00 |
| Education Fund | 1113064002 | ART DUES/FEES/LIT | 0.00 | 0.00 | 0.00 | 0.00 | 0.00 | 0.00 | 0.00 |
| Education Fund | 1113064005 | ENGLISH DUES/FEES | 0.00 | 0.00 | 0.00 | 0.00 | 0.00 | 0.00 | 0.00 |
| Education Fund | 1113064005 | ENGLISH DUES/FEES/LIT | 0.00 | 0.00 | 0.00 | 0.00 | 0.00 | 0.00 | 0.00 |
| Education Fund | 1113064006 | FOREIGN LANG | 0.00 | 0.00 | 0.00 | 0.00 | 0.00 | 0.00 | 0.00 |
| Education Fund | 1113064006 | FORN LANG | 0.00 | 0.00 | 0.00 | 0.00 | 0.00 | 0.00 | 0.00 |
| Education Fund | 1113064011 | MATH DUES & FEES | 0.00 | 0.00 | 0.00 | 0.00 | 0.00 | 0.00 | 0.00 |
| Education Fund | 1113064011 | MATH DUES/FEES/LIT S | 0.00 | 0.00 | 0.00 | 0.00 | 0.00 | 0.00 | 0.00 |
| Education Fund | 1110064012 | BAND CLINICS | 0.00 | 0.00 | 0.00 | 0.00 | 0.00 | 0.00 | 0.00 |

Expenditure Report

Fiscal Year: 2023-2024
Month: July

COUNTY OF GRUNDY SCHOOL DIST 111

| Fund Description | Account | Account Description | Revised Budget | MTD Activity | Encumbrance | Pending Activity | Available Funds | Year to Date Activity | Percent of Budget Used |
|------------------|------------|-------------------------|----------------|--------------|-------------|------------------|-----------------|-----------------------|------------------------|
| Education Fund | 1110064112 | CHORUS CLINICS | 0.00 | 0.00 | 0.00 | 0.00 | 0.00 | 0.00 | 0.00 |
| Education Fund | 1110064212 | STRINGS CLINICS | 0.00 | 0.00 | 0.00 | 0.00 | 0.00 | 0.00 | 0.00 |
| Education Fund | 1110064312 | BAND ENTRY FEES | 0.00 | 750.00 | 0.00 | 0.00 | -750.00 | 750.00 | 0.00 |
| Education Fund | 1110064412 | CHORUS ENTRY FEES | 0.00 | 0.00 | 0.00 | 0.00 | 0.00 | 0.00 | 0.00 |
| Education Fund | 1110064512 | STRINGS ENTRY FEES | 0.00 | 0.00 | 0.00 | 0.00 | 0.00 | 0.00 | 0.00 |
| Education Fund | 1110064012 | BAND CLINICS S | 0.00 | 0.00 | 0.00 | 0.00 | 0.00 | 0.00 | 0.00 |
| Education Fund | 1110064112 | CHORUS CLINICS S | 0.00 | 0.00 | 0.00 | 0.00 | 0.00 | 0.00 | 0.00 |
| Education Fund | 1110064212 | STRINGS CLINICS S | 0.00 | 0.00 | 0.00 | 0.00 | 0.00 | 0.00 | 0.00 |
| Education Fund | 1110064312 | BAND ENTRY FEES S | 0.00 | 0.00 | 0.00 | 0.00 | 0.00 | 0.00 | 0.00 |
| Education Fund | 1110064412 | CHORUS ENTRY FEES S | 0.00 | 0.00 | 0.00 | 0.00 | 0.00 | 0.00 | 0.00 |
| Education Fund | 1110064512 | STRINGS ENTRY FEES S | 0.00 | 0.00 | 0.00 | 0.00 | 0.00 | 0.00 | 105.00 |
| Education Fund | 1113064013 | NAT SCI DUES/FEES/LIT | 0.00 | 0.00 | 0.00 | 0.00 | 0.00 | 0.00 | 0.00 |
| Education Fund | 1113064113 | SCIENCE FIELD TRIP | 0.00 | 0.00 | 0.00 | 0.00 | 0.00 | 0.00 | 0.00 |
| Education Fund | 1113064013 | NAT SCI DUES/FEES/LIT S | 0.00 | 0.00 | 0.00 | 0.00 | 0.00 | 0.00 | 0.00 |
| Education Fund | 1113064015 | SOC SCI DUES/FEES/LIT | 0.00 | 0.00 | 0.00 | 0.00 | 0.00 | 0.00 | 0.00 |
| Education Fund | 1113064015 | SOC SCI DUES/FEES/LIT S | 0.00 | 0.00 | 0.00 | 0.00 | 0.00 | 0.00 | 0.00 |
| Education Fund | 1113064021 | DRIVER ED DUES/FEES/LIT | 0.00 | 0.00 | 0.00 | 0.00 | 0.00 | 0.00 | 0.00 |
| Education Fund | 1113064050 | PHYS ED DUES/FEES/LIT | 0.00 | 0.00 | 0.00 | 0.00 | 0.00 | 0.00 | 0.00 |
| Education Fund | 1113064050 | PHYS ED DUES/FEES/LIT S | 0.00 | 0.00 | 0.00 | 0.00 | 0.00 | 0.00 | 0.00 |
| Education Fund | 11130800 | HOMEBOUND/HOP REG ED | 0.00 | 0.00 | 0.00 | 0.00 | 0.00 | 0.00 | 0.00 |
| Education Fund | 11130690 | REFUND ACCOUNT | 0.00 | 0.00 | 0.00 | 0.00 | 0.00 | 0.00 | 0.00 |
| Education Fund | 11200110 | SPECIAL ED SALARY | 0.00 | 101,629.92 | 0.00 | 0.00 | -152,445.04 | 101,629.92 | 0.00 |
| Education Fund | 11200111 | SPECIAL ED AIDES | 0.00 | 0.00 | 0.00 | 0.00 | 0.00 | 0.00 | 0.00 |
| Education Fund | 11200112 | IDEA PART B SP ED | 0.00 | 9,557.08 | 0.00 | 0.00 | -14,335.77 | 9,557.08 | 0.00 |

Expenditure Report

Fiscal Year: 2023-2024
Month: July

COUNTY OF GRUNDY SCHOOL DIST 111

| Fund Description | Account | Account Description | Revised Budget | MTD Activity | Encumbrance | Pending Activity | Available Funds | Year to Date Activity | Percent of Budget Used |
|------------------|----------|-----------------------|----------------|--------------|-------------|------------------|-----------------|-----------------------|------------------------|
| Education Fund | 11200113 | IDEA PART B SP ED | 0.00 | 3,224.00 | 0.00 | 0.00 | -3,224.00 | 3,224.00 | 0.00 |
| Education Fund | 11200114 | IDEA PART B SP ED | 0.00 | 0.00 | 0.00 | 0.00 | 0.00 | 0.00 | 0.00 |
| Education Fund | | IDEA SALARIES - ARP | 0.00 | 0.00 | 0.00 | 0.00 | 0.00 | 0.00 | 0.00 |
| Education Fund | 11200211 | SPECIAL ED TRS | 0.00 | 12,198.58 | 0.00 | 0.00 | -18,297.89 | 12,198.58 | 0.00 |
| Education Fund | | 10 E 1200 2110 00 300 | 0.00 | 0.00 | 0.00 | 0.00 | 0.00 | 0.00 | 0.00 |
| Education Fund | 11200222 | SPECIAL ED INSURANCE | 0.00 | 29,853.60 | 0.00 | 0.00 | -44,780.40 | 29,853.60 | 0.00 |
| Education Fund | | SPECIAL ED AIDES INS | 0.00 | 0.00 | 0.00 | 0.00 | 0.00 | 0.00 | 0.00 |
| Education Fund | | IDEA PART B SP ED | 0.00 | 2,696.64 | 0.00 | 0.00 | -4,044.96 | 2,696.64 | 0.00 |
| Education Fund | | IDEA PART B SP ED | 0.00 | 866.00 | 0.00 | 0.00 | -866.00 | 866.00 | 0.00 |
| Education Fund | 11200223 | IDEA PART B SP ED | 0.00 | 0.00 | 0.00 | 0.00 | 0.00 | 0.00 | 0.00 |
| Education Fund | | SPEC ED DENTAL INS | 0.00 | 680.04 | 0.00 | 0.00 | -1,020.06 | 680.04 | 106.00 |
| Education Fund | | IDEA SEC DENTAL INS | 0.00 | 37.78 | 0.00 | 0.00 | -37.78 | 37.78 | 0.00 |
| Education Fund | 11200300 | SPECIAL ED PURCHASE | 0.00 | 5.09 | 0.00 | 0.00 | -5.09 | 5.09 | 0.00 |
| Education Fund | 11200301 | IDEA GRANT PURCHASE | 0.00 | 0.00 | 0.00 | 0.00 | 0.00 | 0.00 | 0.00 |
| Education Fund | 11200311 | COOP HOUSING ASSESS | 0.00 | 0.00 | 0.00 | 0.00 | 0.00 | 0.00 | 0.00 |
| Education Fund | 11200312 | COOP ADMIN ASSESS | 0.00 | 0.00 | 0.00 | 0.00 | 0.00 | 0.00 | 0.00 |
| Education Fund | | ARP - IDEA PURCHASE | 0.00 | 0.00 | 0.00 | 0.00 | 0.00 | 0.00 | 0.00 |
| Education Fund | 11200410 | SPECIAL ED SUPPLIES | 0.00 | 390.91 | 0.00 | 0.00 | -390.91 | 390.91 | 0.00 |
| Education Fund | 11200411 | SPECIAL ED COMP TECH | 0.00 | 0.00 | 0.00 | 0.00 | 0.00 | 0.00 | 0.00 |
| Education Fund | 11200412 | IDEA PART B SP ED | 0.00 | 4,707.30 | 8,364.00 | 0.00 | -13,071.30 | 4,707.30 | 0.00 |
| Education Fund | | ARP - IDEA SUPPLIES | 0.00 | 0.00 | 0.00 | 0.00 | 0.00 | 0.00 | 0.00 |
| Education Fund | 11200420 | SPECIAL ED TEXTBOOKS | 0.00 | 0.00 | 0.00 | 0.00 | 0.00 | 0.00 | 0.00 |
| Education Fund | 11200490 | SPECIAL ED | 0.00 | 0.00 | 0.00 | 0.00 | 0.00 | 0.00 | 0.00 |
| Education Fund | 11200500 | IDEA PART B SP ED | 0.00 | 0.00 | 0.00 | 0.00 | 0.00 | 0.00 | 0.00 |

Expenditure Report

Fiscal Year: 2023-2024
Month: July

COUNTY OF GRUNDY SCHOOL DIST 111

| Fund Description | Account | Account Description | Revised Budget | MTD Activity | Encumbrance | Pending Activity | Available Funds | Year to Date Activity | Percent of Budget Used |
|------------------|------------|-------------------------|----------------|--------------|-------------|------------------|-----------------|-----------------------|------------------------|
| Education Fund | | ARP - IDEA EQUIPMENT | 0.00 | 43,316.29 | 15,108.00 | 0.00 | -58,424.29 | 43,316.29 | 0.00 |
| Education Fund | 11200641 | SPECIAL ED - OTHER | 0.00 | 0.00 | 0.00 | 0.00 | 0.00 | 0.00 | 0.00 |
| Education Fund | 11200640 | SPECIAL ED | 0.00 | 0.00 | 0.00 | 0.00 | 0.00 | 0.00 | 0.00 |
| Education Fund | 11200800 | COOP TUITION | 0.00 | 0.00 | 0.00 | 0.00 | 0.00 | 0.00 | 0.00 |
| Education Fund | 11200801 | OUT OF DIST TUITION | 0.00 | 0.00 | 0.00 | 0.00 | 0.00 | 0.00 | 0.00 |
| Education Fund | 11200802 | COOP HOMEBOUND/HOSP | 0.00 | 6,726.24 | 0.00 | 0.00 | -6,726.24 | 6,726.24 | 0.00 |
| Education Fund | 11250211 | COOP TRS | 0.00 | 0.00 | 0.00 | 0.00 | 0.00 | 0.00 | 0.00 |
| Education Fund | 11250311 | COOP HOUSING ASSESS | 0.00 | 0.00 | 0.00 | 0.00 | 0.00 | 0.00 | 0.00 |
| Education Fund | 11250312 | COOP ADMN ASSESS | 0.00 | 0.00 | 0.00 | 0.00 | 0.00 | 0.00 | 0.00 |
| Education Fund | 11250800 | COOP TUITION | 0.00 | 0.00 | 0.00 | 0.00 | 0.00 | 0.00 | 0.00 |
| Education Fund | 11250801 | OUT OF DIST TUITION | 0.00 | 0.00 | 0.00 | 0.00 | 0.00 | 0.00 | 107 0.00 |
| Education Fund | 11250802 | COOP HOMEBOUND/HOSP | 0.00 | 0.00 | 0.00 | 0.00 | 0.00 | 0.00 | 0.00 |
| Education Fund | 1140041011 | CTE SALARY | 0.00 | 24,779.68 | 0.00 | 0.00 | -37,169.52 | 24,779.68 | 0.00 |
| Education Fund | 1140011010 | INDUSTRIAL TECH SALARY | 0.00 | 19,794.30 | 0.00 | 0.00 | -29,691.60 | 19,794.30 | 0.00 |
| Education Fund | 11400211 | CTE TRS | 0.00 | 2,974.30 | 0.00 | 0.00 | -4,461.45 | 2,974.30 | 0.00 |
| Education Fund | 1140021110 | INDUSTRIAL TECH TRS | 0.00 | 2,375.88 | 0.00 | 0.00 | -3,563.85 | 2,375.88 | 0.00 |
| Education Fund | 1140021111 | CTE TRS | 0.00 | 0.00 | 0.00 | 0.00 | 0.00 | 0.00 | 0.00 |
| Education Fund | 10-1400- | CTE GROUP INS | 0.00 | 8,232.42 | 0.00 | 0.00 | -12,348.63 | 8,232.42 | 0.00 |
| Education Fund | 1140022210 | IND TECH GROUP INS | 0.00 | 7,293.76 | 0.00 | 0.00 | -11,373.64 | 7,293.76 | 0.00 |
| Education Fund | | CTE DENTAL INS | 0.00 | 151.12 | 0.00 | 0.00 | -226.68 | 151.12 | 0.00 |
| Education Fund | | IND TECH DENTAL INS | 0.00 | 151.12 | 0.00 | 0.00 | -245.57 | 151.12 | 0.00 |
| Education Fund | 1140032310 | IND TECH REPAIR/MAINT | 0.00 | 0.00 | 0.00 | 0.00 | 0.00 | 0.00 | 0.00 |
| Education Fund | 1140032310 | IND TECH REPAIR/MAINT S | 0.00 | 0.00 | 0.00 | 0.00 | 0.00 | 0.00 | 0.00 |
| Education Fund | 1140041032 | CTEIG SUPPLIES | 0.00 | 0.00 | 0.00 | 0.00 | 0.00 | 0.00 | 0.00 |

Expenditure Report

Fiscal Year: 2023-2024
Month: July

COUNTY OF GRUNDY SCHOOL DIST 111

| Fund Description | Account | Account Description | Revised Budget | MTD Activity | Encumbrance | Pending Activity | Available Funds | Year to Date Activity | Percent of Budget Used |
|------------------|------------|------------------------|----------------|--------------|-------------|------------------|-----------------|-----------------------|------------------------|
| Education Fund | 11400410 | VOC ED GRANT SUPPLIES | 0.00 | 0.00 | 0.00 | 0.00 | 0.00 | 0.00 | 0.00 |
| Education Fund | 1140041010 | IND ARTS COMP TECH | 0.00 | 0.00 | 0.00 | 0.00 | 0.00 | 0.00 | 0.00 |
| Education Fund | 1140041110 | IND TECH SUPPLIES | 0.00 | 200.88 | 3,454.78 | 0.00 | -3,655.66 | 200.88 | 0.00 |
| Education Fund | 1140041210 | ECO LAB GRANT | 0.00 | 0.00 | 0.00 | 0.00 | 0.00 | 0.00 | 0.00 |
| Education Fund | 1140041010 | IND TECH/COMP TECH S | 0.00 | 0.00 | 0.00 | 0.00 | 0.00 | 0.00 | 0.00 |
| Education Fund | 1140041110 | IND TECH SUPPLIES S | 0.00 | 0.00 | 0.00 | 0.00 | 0.00 | 0.00 | 0.00 |
| Education Fund | 1140042010 | IND TECH TEXTBOOKS | 0.00 | 0.00 | 0.00 | 0.00 | 0.00 | 0.00 | 0.00 |
| Education Fund | 1140042010 | IND TECH TEXTBOOKS S | 0.00 | 0.00 | 0.00 | 0.00 | 0.00 | 0.00 | 0.00 |
| Education Fund | 11400490 | IND TECH | 0.00 | 0.00 | 0.00 | 0.00 | 0.00 | 0.00 | 0.00 |
| Education Fund | 114004902 | IND TECH | 0.00 | 0.00 | 0.00 | 0.00 | 0.00 | 0.00 | 0.00 |
| Education Fund | 1140054010 | IND TECH EQUIPMENT | 0.00 | 0.00 | 0.00 | 0.00 | 0.00 | 0.00 | 108 0.00 |
| Education Fund | 1140054010 | IND TECH EQUIPMENT S | 0.00 | 0.00 | 0.00 | 0.00 | 0.00 | 0.00 | 0.00 |
| Education Fund | 11400640 | IND TECH DUES/FEES/LIT | 0.00 | 0.00 | 0.00 | 0.00 | 0.00 | 0.00 | 0.00 |
| Education Fund | 114006402 | IND TECH DUES/FEES/LIT | 0.00 | 0.00 | 0.00 | 0.00 | 0.00 | 0.00 | 0.00 |
| Education Fund | 11459800 | GAVC TUITION | 0.00 | 0.00 | 0.00 | 0.00 | 0.00 | 0.00 | 0.00 |
| Education Fund | 1140111001 | AG SALARY | 0.00 | 20,980.18 | 0.00 | 0.00 | -31,470.41 | 20,980.18 | 0.00 |
| Education Fund | 1140121101 | AG TRS | 0.00 | 2,518.22 | 0.00 | 0.00 | -3,777.34 | 2,518.22 | 0.00 |
| Education Fund | 1140122201 | AG GROUP INS | 0.00 | 3,620.78 | 0.00 | 0.00 | -5,431.17 | 3,620.78 | 0.00 |
| Education Fund | | AG DENTAL INS | 0.00 | 75.56 | 0.00 | 0.00 | -113.34 | 75.56 | 0.00 |
| Education Fund | 1140130001 | AG CONTRACT SERV | 0.00 | 0.00 | 0.00 | 0.00 | 0.00 | 0.00 | 0.00 |
| Education Fund | 1140130001 | AG CONT SERVICE S | 0.00 | 0.00 | 0.00 | 0.00 | 0.00 | 0.00 | 0.00 |
| Education Fund | 1140139001 | AG GRANT PUR SERV | 0.00 | 0.00 | 0.00 | 0.00 | 0.00 | 0.00 | 0.00 |
| Education Fund | 1140140001 | AG RESALE SUPPLIES | 0.00 | 0.00 | 0.00 | 0.00 | 0.00 | 0.00 | 0.00 |
| Education Fund | 1140141001 | AG SUPPLIES | 0.00 | 0.00 | 0.00 | 0.00 | 0.00 | 0.00 | 0.00 |

Expenditure Report

Fiscal Year: 2023-2024
Month: July

COUNTY OF GRUNDY SCHOOL DIST 111

| Fund Description | Account | Account Description | Revised Budget | MTD Activity | Encumbrance | Pending Activity | Available Funds | Year to Date Activity | Percent of Budget Used |
|------------------|------------|------------------------|----------------|--------------|-------------|------------------|-----------------|-----------------------|------------------------|
| Education Fund | 1140141101 | AG COMP TECH SUPPLIES | 0.00 | 0.00 | 0.00 | 0.00 | 0.00 | 0.00 | 0.00 |
| Education Fund | 1140141001 | AG SUPPLIES S | 0.00 | 0.00 | 0.00 | 0.00 | 0.00 | 0.00 | 0.00 |
| Education Fund | 1140141101 | AG/COMP TECH SUPPLIES | 0.00 | 0.00 | 0.00 | 0.00 | 0.00 | 0.00 | 0.00 |
| Education Fund | 1140142001 | AG TEXTBOOKS | 0.00 | 0.00 | 0.00 | 0.00 | 0.00 | 0.00 | 0.00 |
| Education Fund | 1140142001 | AG TEXTBOOKS S | 0.00 | 0.00 | 0.00 | 0.00 | 0.00 | 0.00 | 0.00 |
| Education Fund | 11401430 | AG PERIODICALS | 0.00 | 0.00 | 0.00 | 0.00 | 0.00 | 0.00 | 0.00 |
| Education Fund | 114014302 | AG PERIODICALS S | 0.00 | 0.00 | 0.00 | 0.00 | 0.00 | 0.00 | 0.00 |
| Education Fund | 11401490 | AG VIDEO/SOFTWARE | 0.00 | 0.00 | 0.00 | 0.00 | 0.00 | 0.00 | 0.00 |
| Education Fund | 114014902 | AG VIDEO/SOFTWARE S | 0.00 | 0.00 | 0.00 | 0.00 | 0.00 | 0.00 | 0.00 |
| Education Fund | 1140150001 | AG GRANT EQUIPMENT | 0.00 | 0.00 | 0.00 | 0.00 | 0.00 | 0.00 | 0.00 |
| Education Fund | 1140154001 | AG EQUIPMENT | 0.00 | 0.00 | 0.00 | 0.00 | 0.00 | 0.00 | 109 0.00 |
| Education Fund | 1140154001 | AG EQUIPMENT S | 0.00 | 0.00 | 0.00 | 0.00 | 0.00 | 0.00 | 0.00 |
| Education Fund | 1140164001 | AG DUES/FEES/LIT | 0.00 | 0.00 | 0.00 | 0.00 | 0.00 | 0.00 | 0.00 |
| Education Fund | 1140164001 | AG DUES/FEES/LIT S | 0.00 | 0.00 | 0.00 | 0.00 | 0.00 | 0.00 | 0.00 |
| Education Fund | 1140711003 | BUSINESS ED SALARY | 0.00 | 19,560.86 | 0.00 | 0.00 | -29,341.37 | 19,560.86 | 0.00 |
| Education Fund | 1140721103 | BUSINESS ED TRS | 0.00 | 2,347.84 | 0.00 | 0.00 | -3,521.77 | 2,347.84 | 0.00 |
| Education Fund | 1140722203 | BUSINESS ED GROUP INS | 0.00 | 6,569.72 | 0.00 | 0.00 | -9,854.58 | 6,569.72 | 0.00 |
| Education Fund | | BUSINESS ED DENTAL INS | 0.00 | 113.34 | 0.00 | 0.00 | -170.01 | 113.34 | 0.00 |
| Education Fund | 1140730003 | BUSINESS ED PURCHASE | 0.00 | 0.00 | 0.00 | 0.00 | 0.00 | 0.00 | 0.00 |
| Education Fund | 1140731003 | TREES CETI GRANT | 0.00 | 0.00 | 0.00 | 0.00 | 0.00 | 0.00 | 0.00 |
| Education Fund | 1140732303 | BUSINESS ED | 0.00 | 0.00 | 0.00 | 0.00 | 0.00 | 0.00 | 0.00 |
| Education Fund | 1140732303 | BUSINESS ED | 0.00 | 0.00 | 0.00 | 0.00 | 0.00 | 0.00 | 0.00 |
| Education Fund | 1140741003 | BUSINESS ED SUPPLIES | 0.00 | 0.00 | 0.00 | 0.00 | 0.00 | 0.00 | 0.00 |
| Education Fund | 1140741103 | BUSINESS ED COMP TECH | 0.00 | 0.00 | 0.00 | 0.00 | 0.00 | 0.00 | 0.00 |

Expenditure Report

Fiscal Year: 2023-2024
Month: July

COUNTY OF GRUNDY SCHOOL DIST 111

| Fund Description | Account | Account Description | Revised Budget | MTD Activity | Encumbrance | Pending Activity | Available Funds | Year to Date Activity | Percent of Budget Used |
|------------------|------------|------------------------|----------------|--------------|-------------|------------------|-----------------|-----------------------|------------------------|
| Education Fund | 1140741003 | BUSINESS ED SUPPLIES S | 0.00 | 0.00 | 0.00 | 0.00 | 0.00 | 0.00 | 0.00 |
| Education Fund | 1140741103 | BUSINESS ED/COMP TECH | 0.00 | 0.00 | 0.00 | 0.00 | 0.00 | 0.00 | 0.00 |
| Education Fund | 1140742003 | BUSINESS ED TEXTBOOKS | 0.00 | 0.00 | 0.00 | 0.00 | 0.00 | 0.00 | 0.00 |
| Education Fund | 1140742003 | BUSINESS ED TEXTBOOKS | 0.00 | 0.00 | 0.00 | 0.00 | 0.00 | 0.00 | 0.00 |
| Education Fund | 11407430 | BUSINESS ED | 0.00 | 0.00 | 0.00 | 0.00 | 0.00 | 0.00 | 0.00 |
| Education Fund | 114074302 | BUSINESS ED | 0.00 | 0.00 | 0.00 | 0.00 | 0.00 | 0.00 | 0.00 |
| Education Fund | 1140749003 | BUSINESS ED | 0.00 | 13,355.00 | 1,508.00 | 0.00 | -14,863.00 | 13,355.00 | 0.00 |
| Education Fund | 1140749003 | BUSINESS ED | 0.00 | 0.00 | 0.00 | 0.00 | 0.00 | 0.00 | 0.00 |
| Education Fund | 1140754003 | BUSINESS ED EQUIPMENT | 0.00 | 0.00 | 0.00 | 0.00 | 0.00 | 0.00 | 0.00 |
| Education Fund | 1140754003 | BUSINESS ED EQUIPMENT | 0.00 | 0.00 | 0.00 | 0.00 | 0.00 | 0.00 | 0.00 |
| Education Fund | 1140764003 | BUSINESS ED | 0.00 | 0.00 | 0.00 | 0.00 | 0.00 | 0.00 | 110.00 |
| Education Fund | 1140764003 | BUSINESS ED | 0.00 | 0.00 | 0.00 | 0.00 | 0.00 | 0.00 | 0.00 |
| Education Fund | 11410110 | VIDEO EDIT SALARY | 0.00 | 0.00 | 0.00 | 0.00 | 0.00 | 0.00 | 0.00 |
| Education Fund | 11410211 | VIDEO EDIT TRS | 0.00 | 0.00 | 0.00 | 0.00 | 0.00 | 0.00 | 0.00 |
| Education Fund | 11410222 | VIDEO EDIT GROUP INS | 0.00 | 0.00 | 0.00 | 0.00 | 0.00 | 0.00 | 0.00 |
| Education Fund | 11410390 | VIDEO EDIT PURCHASE | 0.00 | 0.00 | 0.00 | 0.00 | 0.00 | 0.00 | 0.00 |
| Education Fund | 114103902 | VIDEO EDIT CONT SERV S | 0.00 | 0.00 | 0.00 | 0.00 | 0.00 | 0.00 | 0.00 |
| Education Fund | 11410400 | VIDEO EDIT RESALE | 0.00 | 0.00 | 0.00 | 0.00 | 0.00 | 0.00 | 0.00 |
| Education Fund | 11410410 | VIDEO EDIT SUPPLIES | 0.00 | 0.00 | 0.00 | 0.00 | 0.00 | 0.00 | 0.00 |
| Education Fund | 11410411 | VIDEO EDIT COMP TECH | 0.00 | 0.00 | 0.00 | 0.00 | 0.00 | 0.00 | 0.00 |
| Education Fund | 114104102 | VIDEO EDIT SUPPLIES S | 0.00 | 0.00 | 0.00 | 0.00 | 0.00 | 0.00 | 0.00 |
| Education Fund | 114104112 | VIDEO EDIT/COMP TECH S | 0.00 | 0.00 | 0.00 | 0.00 | 0.00 | 0.00 | 0.00 |
| Education Fund | 11410430 | VIDEO EDIT PERIODICALS | 0.00 | 0.00 | 0.00 | 0.00 | 0.00 | 0.00 | 0.00 |
| Education Fund | 114104302 | VIDEO EDIT PERIODICALS | 0.00 | 0.00 | 0.00 | 0.00 | 0.00 | 0.00 | 0.00 |

Expenditure Report

Fiscal Year: 2023-2024
Month: July

COUNTY OF GRUNDY SCHOOL DIST 111

| Fund Description | Account | Account Description | Revised Budget | MTD Activity | Encumbrance | Pending Activity | Available Funds | Year to Date Activity | Percent of Budget Used |
|------------------|------------|------------------------|----------------|--------------|-------------|------------------|-----------------|-----------------------|------------------------|
| Education Fund | 11410490 | VIDEO EDIT | 0.00 | 0.00 | 0.00 | 0.00 | 0.00 | 0.00 | 0.00 |
| Education Fund | 114104902 | VIDEO EDIT | 0.00 | 0.00 | 0.00 | 0.00 | 0.00 | 0.00 | 0.00 |
| Education Fund | 11410540 | VIDEO EDIT EQUIPMENT | 0.00 | 0.00 | 0.00 | 0.00 | 0.00 | 0.00 | 0.00 |
| Education Fund | 114105402 | VIDEO EDIT EQUIPMENT S | 0.00 | 0.00 | 0.00 | 0.00 | 0.00 | 0.00 | 0.00 |
| Education Fund | 11410640 | VIDEO EDIT | 0.00 | 0.00 | 0.00 | 0.00 | 0.00 | 0.00 | 0.00 |
| Education Fund | 114106402 | VIDEO EDIT | 0.00 | 0.00 | 0.00 | 0.00 | 0.00 | 0.00 | 0.00 |
| Education Fund | 11411110 | INST. TECH SALARY | 0.00 | 7,118.20 | 0.00 | 0.00 | -10,677.30 | 7,118.20 | 0.00 |
| Education Fund | 11411211 | INST TECH TRS | 0.00 | 854.42 | 0.00 | 0.00 | -1,281.63 | 854.42 | 0.00 |
| Education Fund | 11411222 | INST TECH INS | 0.00 | 2,851.86 | 0.00 | 0.00 | -4,277.79 | 2,851.86 | 0.00 |
| Education Fund | | INST TEC DENTAL INS | 0.00 | 37.78 | 0.00 | 0.00 | -56.67 | 37.78 | 0.00 |
| Education Fund | 11411390 | INST TECH PUR SERV | 0.00 | 0.00 | 0.00 | 0.00 | 0.00 | 0.00 | 111 0.00 |
| Education Fund | 11411410 | INST TECH SUPPLIES | 0.00 | 0.00 | 0.00 | 0.00 | 0.00 | 0.00 | 0.00 |
| Education Fund | 11411540 | INST TECH EQUIPMENT | 0.00 | 0.00 | 0.00 | 0.00 | 0.00 | 0.00 | 0.00 |
| Education Fund | 11417110 | ATHLETIC TRAINER | 0.00 | 4,794.74 | 0.00 | 0.00 | -4,794.74 | 4,794.74 | 0.00 |
| Education Fund | 11417221 | ATHLETIC TRAINER INS | 0.00 | 0.00 | 0.00 | 0.00 | 0.00 | 0.00 | 0.00 |
| Education Fund | 10-1417- | ATHLETIC TRAINER | 0.00 | 2,851.86 | 0.00 | 0.00 | -2,851.86 | 2,851.86 | 0.00 |
| Education Fund | | ATHLETIC TRAINER | 0.00 | 37.78 | 0.00 | 0.00 | -37.78 | 37.78 | 0.00 |
| Education Fund | 11417332 | ATHLETIC TRAINER | 0.00 | 0.00 | 0.00 | 0.00 | 0.00 | 0.00 | 0.00 |
| Education Fund | 11417390 | ATHLETIC TRAINER PUR | 0.00 | 6,865.00 | 0.00 | 0.00 | -6,865.00 | 6,865.00 | 0.00 |
| Education Fund | 11417410 | ATHLETIC TRAINER | 0.00 | 0.00 | 0.00 | 0.00 | 0.00 | 0.00 | 0.00 |
| Education Fund | 11417540 | AHTLETIC TRAINER EQUIP | 0.00 | 0.00 | 0.00 | 0.00 | 0.00 | 0.00 | 0.00 |
| Education Fund | 11417640 | ATHLETIC TRAINER | 0.00 | 0.00 | 0.00 | 0.00 | 0.00 | 0.00 | 0.00 |
| Education Fund | 1142011009 | FAM/CONS SCIENCE | 0.00 | 20,922.10 | 0.00 | 0.00 | -31,383.15 | 20,922.10 | 0.00 |
| Education Fund | 1142021109 | FAM/CONS SCIENCE TRS | 0.00 | 2,511.26 | 0.00 | 0.00 | -3,766.89 | 2,511.26 | 0.00 |

Expenditure Report

Fiscal Year: 2023-2024
Month: July

COUNTY OF GRUNDY SCHOOL DIST 111

| Fund Description | Account | Account Description | Revised Budget | MTD Activity | Encumbrance | Pending Activity | Available Funds | Year to Date Activity | Percent of Budget Used |
|------------------|------------|-----------------------|----------------|--------------|-------------|------------------|-----------------|-----------------------|------------------------|
| Education Fund | 1142022209 | FAM/CONS SCIENCE INS | 0.00 | 2,873.52 | 0.00 | 0.00 | -4,310.28 | 2,873.52 | 0.00 |
| Education Fund | | FAM/CONS SCIENCE | 0.00 | 113.34 | 0.00 | 0.00 | -170.01 | 113.34 | 0.00 |
| Education Fund | 1142032309 | FAM/CONS SCIENCE | 0.00 | 0.00 | 0.00 | 0.00 | 0.00 | 0.00 | 0.00 |
| Education Fund | 1142032309 | FAM/CONS SCI | 0.00 | 0.00 | 0.00 | 0.00 | 0.00 | 0.00 | 0.00 |
| Education Fund | 1142041009 | FAM/CONS SCIENCE | 0.00 | 0.00 | 814.98 | 0.00 | -814.98 | 0.00 | 0.00 |
| Education Fund | 1142041109 | FAM/CONS SCI COMP | 0.00 | 0.00 | 0.00 | 0.00 | 0.00 | 0.00 | 0.00 |
| Education Fund | 1142041009 | FAM/CONS SCI SUPPLIES | 0.00 | 0.00 | 0.00 | 0.00 | 0.00 | 0.00 | 0.00 |
| Education Fund | 1142041109 | FAM/CONS SCI/COMP | 0.00 | 0.00 | 0.00 | 0.00 | 0.00 | 0.00 | 0.00 |
| Education Fund | 1142042009 | FAM/CONS SCIENCE | 0.00 | 0.00 | 0.00 | 0.00 | 0.00 | 0.00 | 0.00 |
| Education Fund | 1142042009 | FAM/CONS SCI | 0.00 | 0.00 | 0.00 | 0.00 | 0.00 | 0.00 | 0.00 |
| Education Fund | 1142043009 | FAM/CONS SCIENCE | 0.00 | 0.00 | 0.00 | 0.00 | 0.00 | 0.00 | 112 0.00 |
| Education Fund | 1142043009 | FAM/CONS SCI | 0.00 | 0.00 | 0.00 | 0.00 | 0.00 | 0.00 | 0.00 |
| Education Fund | 1142049009 | FAM/CONS SCI | 0.00 | 0.00 | 0.00 | 0.00 | 0.00 | 0.00 | 0.00 |
| Education Fund | 1142049009 | FAM/CONS SCI | 0.00 | 0.00 | 0.00 | 0.00 | 0.00 | 0.00 | 0.00 |
| Education Fund | 1142054009 | FAM/CONS SCIENCE | 0.00 | 0.00 | 0.00 | 0.00 | 0.00 | 0.00 | 0.00 |
| Education Fund | 1142054009 | FAM/CONS SCI | 0.00 | 0.00 | 0.00 | 0.00 | 0.00 | 0.00 | 0.00 |
| Education Fund | 1142064009 | FAM/CONS SCI | 0.00 | 0.00 | 0.00 | 0.00 | 0.00 | 0.00 | 0.00 |
| Education Fund | 1142064009 | FAM/CONS SCI | 0.00 | 0.00 | 0.00 | 0.00 | 0.00 | 0.00 | 0.00 |
| Education Fund | 11421410 | TECH PREP SUPPLIES | 0.00 | 0.00 | 0.00 | 0.00 | 0.00 | 0.00 | 0.00 |
| Education Fund | 11421490 | TECH PREP | 0.00 | 0.00 | 0.00 | 0.00 | 0.00 | 0.00 | 0.00 |
| Education Fund | 11421540 | TECH PREP EQUIPMENT | 0.00 | 0.00 | 0.00 | 0.00 | 0.00 | 0.00 | 0.00 |
| Education Fund | 1150011030 | ATHLETIC DIRECTOR | 0.00 | 6,926.66 | 0.00 | 0.00 | -6,926.66 | 6,926.66 | 0.00 |
| Education Fund | 1150011130 | ATHLETIC DIR SECY | 0.00 | 3,501.88 | 0.00 | 0.00 | -3,501.88 | 3,501.88 | 0.00 |
| Education Fund | 1150011230 | ASST ATHLETIC DIR | 0.00 | 1,267.28 | 0.00 | 0.00 | -1,900.86 | 1,267.28 | 0.00 |

Expenditure Report

Fiscal Year: 2023-2024
Month: July

COUNTY OF GRUNDY SCHOOL DIST 111

| Fund Description | Account | Account Description | Revised Budget | MTD Activity | Encumbrance | Pending Activity | Available Funds | Year to Date Activity | Percent of Budget Used |
|------------------|------------|----------------------|----------------|--------------|-------------|------------------|-----------------|-----------------------|------------------------|
| Education Fund | 1150011070 | ACTIVITY DIRECTOR | 0.00 | 8,517.04 | 0.00 | 0.00 | -12,775.58 | 8,517.04 | 0.00 |
| Education Fund | 1150011170 | ACTIVITY DIR SECY | 0.00 | 4,052.02 | 0.00 | 0.00 | -4,052.02 | 4,052.02 | 0.00 |
| Education Fund | 1150011270 | ASST ACTIVITY DIR | 0.00 | 1,317.68 | 0.00 | 0.00 | -1,976.52 | 1,317.68 | 0.00 |
| Education Fund | 1150012170 | MAIN OFFICE SECY | 0.00 | 0.00 | 0.00 | 0.00 | 0.00 | 0.00 | 0.00 |
| Education Fund | 1150012930 | WEIGHTROOM | 0.00 | 0.00 | 0.00 | 0.00 | 0.00 | 0.00 | 0.00 |
| Education Fund | 1150013030 | GIRLS BOWLING COACH | 0.00 | 1,237.28 | 0.00 | 0.00 | -1,855.97 | 1,237.28 | 0.00 |
| Education Fund | 1150013130 | EXTRA DUTY COMP- | 0.00 | 0.00 | 0.00 | 0.00 | 0.00 | 0.00 | 0.00 |
| Education Fund | 1150013230 | BOYS GOLF COACH | 0.00 | 1,048.54 | 0.00 | 0.00 | -1,572.82 | 1,048.54 | 0.00 |
| Education Fund | 1150013330 | SOFTBALL COACH | 0.00 | 1,334.34 | 0.00 | 0.00 | -2,001.61 | 1,334.34 | 0.00 |
| Education Fund | 1150013430 | GIRLS TENNIS COACH | 0.00 | 1,087.74 | 0.00 | 0.00 | -1,631.73 | 1,087.74 | 0.00 |
| Education Fund | 1150013530 | BOYS TRACK COACH | 0.00 | 2,560.38 | 0.00 | 0.00 | -3,840.85 | 2,560.38 | 113 0.00 |
| Education Fund | 1150013630 | GIRLS SOCCER COACH | 0.00 | 1,473.30 | 0.00 | 0.00 | -2,209.95 | 1,473.30 | 0.00 |
| Education Fund | 1150013730 | GIRLS VOLLEYBALL | 0.00 | 1,203.20 | 0.00 | 0.00 | -1,804.84 | 1,203.20 | 0.00 |
| Education Fund | 1150013830 | CROSS COUNTRY COACH | 0.00 | 2,136.16 | 0.00 | 0.00 | -3,204.42 | 2,136.16 | 0.00 |
| Education Fund | 1150013930 | FOOTBALL COACH | 0.00 | 5,217.56 | 0.00 | 0.00 | -7,826.59 | 5,217.56 | 0.00 |
| Education Fund | 1150014030 | BASEBALL COACH | 0.00 | 3,208.62 | 0.00 | 0.00 | -4,813.16 | 3,208.62 | 0.00 |
| Education Fund | 1150014130 | GIRLS BASKETBALL | 0.00 | 2,364.76 | 0.00 | 0.00 | -3,601.23 | 2,364.76 | 0.00 |
| Education Fund | 1150014230 | BOYS WRESTLING COACH | 0.00 | 1,559.46 | 0.00 | 0.00 | -2,339.29 | 1,559.46 | 0.00 |
| Education Fund | 1150014330 | BOYS TENNIS COACH | 0.00 | 578.68 | 0.00 | 0.00 | -868.06 | 578.68 | 0.00 |
| Education Fund | 1150014430 | BOYS SOCCER COACH | 0.00 | 1,870.24 | 0.00 | 0.00 | -2,591.29 | 1,870.24 | 0.00 |
| Education Fund | 1150014530 | CHEERLEADER COACH | 0.00 | 0.00 | 0.00 | 0.00 | 0.00 | 0.00 | 0.00 |
| Education Fund | 1150014630 | POMS COACH | 0.00 | 1,455.92 | 0.00 | 0.00 | -2,183.88 | 1,455.92 | 0.00 |
| Education Fund | 1150014730 | BOYS BASKETBALL | 0.00 | 2,562.46 | 0.00 | 0.00 | -3,843.95 | 2,562.46 | 0.00 |
| Education Fund | 1150014830 | BOYS BOWLING COACH | 0.00 | 616.36 | 0.00 | 0.00 | -924.52 | 616.36 | 0.00 |

Expenditure Report

Fiscal Year: 2023-2024
Month: July

COUNTY OF GRUNDY SCHOOL DIST 111

| Fund Description | Account | Account Description | Revised Budget | MTD Activity | Encumbrance | Pending Activity | Available Funds | Year to Date Activity | Percent of Budget Used |
|------------------|------------|-----------------------|----------------|--------------|-------------|------------------|-----------------|-----------------------|------------------------|
| Education Fund | 1150014930 | GIRLS GOLF COACH | 0.00 | 762.42 | 0.00 | 0.00 | -1,143.67 | 762.42 | 0.00 |
| Education Fund | 1150015030 | GIRLS TRACK COACH | 0.00 | 2,437.36 | 0.00 | 0.00 | -3,656.24 | 2,437.36 | 0.00 |
| Education Fund | 1150015130 | BOYS VOLLEYBALL | 0.00 | 1,808.94 | 0.00 | 0.00 | -2,713.55 | 1,808.94 | 0.00 |
| Education Fund | 1150015230 | ATHLETIC SCHEDULER | 0.00 | 0.00 | 0.00 | 0.00 | 0.00 | 0.00 | 0.00 |
| Education Fund | 1150015330 | POST SEASON SALARY | 0.00 | 0.00 | 0.00 | 0.00 | 0.00 | 0.00 | 0.00 |
| Education Fund | 1150015430 | INVITATIONAL WKRS | 0.00 | 0.00 | 0.00 | 0.00 | 0.00 | 0.00 | 0.00 |
| Education Fund | 1150015530 | BOYS LACROSSE COACH | 0.00 | 275.56 | 0.00 | 0.00 | -413.38 | 275.56 | 0.00 |
| Education Fund | 1150015630 | GIRLS LACROSSE COACH | 0.00 | 1,610.48 | 0.00 | 0.00 | -2,415.79 | 1,610.48 | 0.00 |
| Education Fund | | GIRLS WRESTLING COACH | 0.00 | 1,267.72 | 0.00 | 0.00 | -1,901.76 | 1,267.72 | 0.00 |
| Education Fund | | ATHLETIC PERFORMANCE | 0.00 | 1,087.74 | 0.00 | 0.00 | -1,631.73 | 1,087.74 | 0.00 |
| Education Fund | 1150012970 | STDNT ACT SENIOR | 0.00 | 240.50 | 0.00 | 0.00 | -360.75 | 240.50 | 114 0.00 |
| Education Fund | 1150013070 | FALL PLAY/CHLDRNS | 0.00 | 87.34 | 0.00 | 0.00 | -130.93 | 87.34 | 0.00 |
| Education Fund | 1150013170 | TECH STDNT ASSOC | 0.00 | 561.38 | 0.00 | 0.00 | -842.06 | 561.38 | 0.00 |
| Education Fund | 1150013171 | EXTRA DUTY COMP- | 0.00 | 1,530.00 | 0.00 | 0.00 | -1,530.00 | 1,530.00 | 0.00 |
| Education Fund | 1150013270 | SCHOLASTIC BOWL | 0.00 | 425.16 | 0.00 | 0.00 | -637.82 | 425.16 | 0.00 |
| Education Fund | 1150013370 | SPEECH SPONSOR | 0.00 | 1,027.56 | 0.00 | 0.00 | -1,541.42 | 1,027.56 | 0.00 |
| Education Fund | 1150013470 | INTL CLUB SPONSOR | 0.00 | 434.66 | 0.00 | 0.00 | -652.07 | 434.66 | 0.00 |
| Education Fund | 1150013570 | INTL THESPIANS | 0.00 | 70.70 | 0.00 | 0.00 | -106.05 | 70.70 | 0.00 |
| Education Fund | 1150013670 | INDIANS ON THE AIR | 0.00 | 206.68 | 0.00 | 0.00 | -310.09 | 206.68 | 0.00 |
| Education Fund | 1150013770 | BAND ACTIVITIES | 0.00 | 1,748.76 | 0.00 | 0.00 | -2,623.22 | 1,748.76 | 0.00 |
| Education Fund | 1150013870 | CHOIR ACTIVITIES | 0.00 | 823.30 | 0.00 | 0.00 | -1,234.95 | 823.30 | 0.00 |
| Education Fund | 1150013970 | NHS SPONSOR | 0.00 | 760.50 | 0.00 | 0.00 | -1,140.84 | 760.50 | 0.00 |
| Education Fund | 1150014070 | YEARBOOK SPONSOR | 0.00 | 447.94 | 0.00 | 0.00 | -671.83 | 447.94 | 0.00 |
| Education Fund | 1150014170 | SENIOR CLASS SPONSOR | 0.00 | 498.32 | 0.00 | 0.00 | -747.64 | 498.32 | 0.00 |

Expenditure Report

Fiscal Year: 2023-2024
Month: July

COUNTY OF GRUNDY SCHOOL DIST 111

| Fund Description | Account | Account Description | Revised Budget | MTD Activity | Encumbrance | Pending Activity | Available Funds | Year to Date Activity | Percent of Budget Used |
|------------------|------------|----------------------|----------------|--------------|-------------|------------------|-----------------|-----------------------|------------------------|
| Education Fund | 1150014270 | FBLA SPONSOR | 0.00 | 0.00 | 0.00 | 0.00 | 0.00 | 0.00 | 0.00 |
| Education Fund | 1150014370 | STUDENT COUNCIL | 0.00 | 1,520.20 | 0.00 | 0.00 | -2,280.30 | 1,520.20 | 0.00 |
| Education Fund | 1150014470 | SOPH CLASS SPONSOR | 0.00 | 0.00 | 0.00 | 0.00 | 0.00 | 0.00 | 0.00 |
| Education Fund | 1150014570 | MUSICAL | 0.00 | 262.00 | 0.00 | 0.00 | -393.00 | 262.00 | 0.00 |
| Education Fund | 1150014670 | WYSE SPONSOR | 0.00 | 192.12 | 0.00 | 0.00 | -288.34 | 192.12 | 0.00 |
| Education Fund | 1150014770 | ENVIRONMENTAL CLUB | 0.00 | 0.00 | 0.00 | 0.00 | 0.00 | 0.00 | 0.00 |
| Education Fund | 1150014870 | JSA SPONSOR | 0.00 | 0.00 | 0.00 | 0.00 | 0.00 | 0.00 | 0.00 |
| Education Fund | 1150014970 | JUNIOR CLASS SPONSOR | 0.00 | 606.60 | 0.00 | 0.00 | -909.90 | 606.60 | 0.00 |
| Education Fund | 1150015070 | FRESHMAN CLASS | 0.00 | 0.00 | 0.00 | 0.00 | 0.00 | 0.00 | 0.00 |
| Education Fund | 1150015170 | SADD/TATU SPONSOR | 0.00 | 303.30 | 0.00 | 0.00 | -454.95 | 303.30 | 0.00 |
| Education Fund | 1150015270 | WEB SITE SPONSOR | 0.00 | 0.00 | 0.00 | 0.00 | 0.00 | 0.00 | 115 0.00 |
| Education Fund | 1150015370 | ART CLUB SPONSOR | 0.00 | 183.90 | 0.00 | 0.00 | -275.85 | 183.90 | 0.00 |
| Education Fund | 1150015470 | FFA SPONSOR | 0.00 | 971.60 | 0.00 | 0.00 | -1,457.41 | 971.60 | 0.00 |
| Education Fund | 1150015570 | MATH CLUB SPONSOR | 0.00 | 445.90 | 0.00 | 0.00 | -668.85 | 445.90 | 0.00 |
| Education Fund | 1150015670 | FLAG | 0.00 | 174.66 | 0.00 | 0.00 | -262.07 | 174.66 | 0.00 |
| Education Fund | 1150015770 | FRENCH NHS SPONSOR | 0.00 | 141.50 | 0.00 | 0.00 | -212.25 | 141.50 | 0.00 |
| Education Fund | 1150015870 | LITERARY MAGAZINE | 0.00 | 244.50 | 0.00 | 0.00 | -366.75 | 244.50 | 0.00 |
| Education Fund | 1150015970 | SPANISH NHS SPONSOR | 0.00 | 240.50 | 0.00 | 0.00 | -360.75 | 240.50 | 0.00 |
| Education Fund | 1150016070 | NEWSPAPER SPONSOR | 0.00 | 502.26 | 0.00 | 0.00 | -753.47 | 502.26 | 0.00 |
| Education Fund | 1150016170 | INVESTMENT CLUB | 0.00 | 240.50 | 0.00 | 0.00 | -360.75 | 240.50 | 0.00 |
| Education Fund | 1150016270 | PIT ORCHESTRA | 0.00 | 0.00 | 0.00 | 0.00 | 0.00 | 0.00 | 0.00 |
| Education Fund | 1150016370 | MUSICAL VOCAL | 0.00 | 331.86 | 0.00 | 0.00 | -497.87 | 331.86 | 0.00 |
| Education Fund | 1150016470 | TECH DIRECTOR | 0.00 | 113.54 | 0.00 | 0.00 | -170.23 | 113.54 | 0.00 |
| Education Fund | 1150016570 | PERCUSSION | 0.00 | 0.00 | 0.00 | 0.00 | 0.00 | 0.00 | 0.00 |

Expenditure Report

Fiscal Year: 2023-2024
Month: July

COUNTY OF GRUNDY SCHOOL DIST 111

| Fund Description | Account | Account Description | Revised Budget | MTD Activity | Encumbrance | Pending Activity | Available Funds | Year to Date Activity | Percent of Budget Used |
|------------------|------------|-----------------------|----------------|--------------|-------------|------------------|-----------------|-----------------------|------------------------|
| Education Fund | 1150016670 | ODESSEY BOOK CLUB | 0.00 | 155.60 | 0.00 | 0.00 | -233.40 | 155.60 | 0.00 |
| Education Fund | 1150016770 | MADRIGAL SPONSOR | 0.00 | 0.00 | 0.00 | 0.00 | 0.00 | 0.00 | 0.00 |
| Education Fund | 1150016870 | HOPE SPONSOR | 0.00 | 0.00 | 0.00 | 0.00 | 0.00 | 0.00 | 0.00 |
| Education Fund | 1150016970 | MARK SPONSOR | 0.00 | 0.00 | 0.00 | 0.00 | 0.00 | 0.00 | 0.00 |
| Education Fund | 1150017070 | IALC SPONSOR | 0.00 | 169.80 | 0.00 | 0.00 | -254.70 | 169.80 | 0.00 |
| Education Fund | 1150017170 | INTERACT CLUB SPONSOR | 0.00 | 401.50 | 0.00 | 0.00 | -602.25 | 401.50 | 0.00 |
| Education Fund | 1150017270 | STUDENT ACTIVITIES | 0.00 | 0.00 | 0.00 | 0.00 | 0.00 | 0.00 | 0.00 |
| Education Fund | 1150017370 | MADRIGAL HELPERS | 0.00 | 0.00 | 0.00 | 0.00 | 0.00 | 0.00 | 0.00 |
| Education Fund | 1150017470 | MAC SPONSOR | 0.00 | 471.36 | 0.00 | 0.00 | -707.02 | 471.36 | 0.00 |
| Education Fund | 1150017570 | CLIMBING CLUB SPONSOR | 0.00 | 169.80 | 0.00 | 0.00 | -254.70 | 169.80 | 0.00 |
| Education Fund | 1150017670 | INDOOR PERCUSSION | 0.00 | 0.00 | 0.00 | 0.00 | 0.00 | 0.00 | 116 0.00 |
| Education Fund | 1150017770 | ORCHESTIS SPONSOR | 0.00 | 358.16 | 0.00 | 0.00 | -428.91 | 358.16 | 0.00 |
| Education Fund | 1150017870 | CHESS CLUB SPONSOR | 0.00 | 209.60 | 0.00 | 0.00 | -314.40 | 209.60 | 0.00 |
| Education Fund | 1150017970 | SUMMER CAMP COACHES | 0.00 | 21,636.50 | 0.00 | 0.00 | -21,636.50 | 21,636.50 | 0.00 |
| Education Fund | 1150018070 | JAZZ TRANSIT CHOIR | 0.00 | 0.00 | 0.00 | 0.00 | 0.00 | 0.00 | 0.00 |
| Education Fund | 1150018170 | UNDERWATER ROV | 0.00 | 227.06 | 0.00 | 0.00 | -340.67 | 227.06 | 0.00 |
| Education Fund | 1150018270 | PAC LIGHT/SOUND | 0.00 | 0.00 | 0.00 | 0.00 | 0.00 | 0.00 | 0.00 |
| Education Fund | | YMCA TEEN ACHIEVERS | 0.00 | 125.00 | 0.00 | 0.00 | -187.50 | 125.00 | 0.00 |
| Education Fund | 1150013007 | E-SPORTS | 0.00 | 579.24 | 0.00 | 0.00 | -868.98 | 579.24 | 0.00 |
| Education Fund | | ASL CLUB SPONSOR | 0.00 | 283.00 | 0.00 | 0.00 | -424.50 | 283.00 | 0.00 |
| Education Fund | | ALLIES IN DIVERSITY | 0.00 | 155.66 | 0.00 | 0.00 | -233.37 | 155.66 | 0.00 |
| Education Fund | | DISC GOLF SPONSOR | 0.00 | 339.60 | 0.00 | 0.00 | -509.40 | 339.60 | 0.00 |
| Education Fund | | PHOTOGRAPHY | 0.00 | 155.66 | 0.00 | 0.00 | -233.37 | 155.66 | 0.00 |
| Education Fund | | GAME CLUB SPONSOR | 0.00 | 141.50 | 0.00 | 0.00 | -212.25 | 141.50 | 0.00 |

Expenditure Report

Fiscal Year: 2023-2024
Month: July

COUNTY OF GRUNDY SCHOOL DIST 111

| Fund Description | Account | Account Description | Revised Budget | MTD Activity | Encumbrance | Pending Activity | Available Funds | Year to Date Activity | Percent of Budget Used |
|------------------|-------------|------------------------|----------------|--------------|-------------|------------------|-----------------|-----------------------|------------------------|
| Education Fund | | JUDO SPONSOR | 0.00 | 209.60 | 0.00 | 0.00 | -314.40 | 209.60 | 0.00 |
| Education Fund | | MOCK TRIAL SPONSOR | 0.00 | 192.14 | 0.00 | 0.00 | -288.13 | 192.14 | 0.00 |
| Education Fund | 10-1500-211 | INVITATIONAL WORKERS | 0.00 | 0.00 | 0.00 | 0.00 | 0.00 | 0.00 | 0.00 |
| Education Fund | 10-1500- | ASST ATHLETIC DIR | 0.00 | 0.00 | 0.00 | 0.00 | 0.00 | 0.00 | 0.00 |
| Education Fund | 1150021130 | ATHLETIC TRS | 0.00 | 848.69 | 0.00 | 0.00 | -848.69 | 848.69 | 0.00 |
| Education Fund | 1150021230 | ASST ATHLETIC DIRECTOR | 0.00 | 148.47 | 0.00 | 0.00 | -222.72 | 148.47 | 0.00 |
| Education Fund | | ATH/ACT | 0.00 | 152.14 | 0.00 | 0.00 | -228.20 | 152.14 | 0.00 |
| Education Fund | | ATH/ACT | 0.00 | 125.82 | 0.00 | 0.00 | -188.74 | 125.82 | 0.00 |
| Education Fund | | ATH/ACT | 0.00 | 160.13 | 0.00 | 0.00 | -240.22 | 160.13 | 0.00 |
| Education Fund | | ATH/ACT | 0.00 | 130.53 | 0.00 | 0.00 | -195.82 | 130.53 | 0.00 |
| Education Fund | | ATH/ACT | 0.00 | 307.30 | 0.00 | 0.00 | -461.00 | 307.30 | 117 0.00 |
| Education Fund | | ATH/ACT | 0.00 | 176.78 | 0.00 | 0.00 | -265.18 | 176.78 | 0.00 |
| Education Fund | | ATH/ACT | 0.00 | 144.42 | 0.00 | 0.00 | -216.63 | 144.42 | 0.00 |
| Education Fund | | ATH/ACT | 0.00 | 256.37 | 0.00 | 0.00 | -384.60 | 256.37 | 0.00 |
| Education Fund | | ATH/ACT | 0.00 | 627.40 | 0.00 | 0.00 | -941.15 | 627.40 | 0.00 |
| Education Fund | | ATH/ACT | 0.00 | 386.18 | 0.00 | 0.00 | -579.30 | 386.18 | 0.00 |
| Education Fund | | ATH/ACT | 0.00 | 233.16 | 0.00 | 0.00 | -356.22 | 233.16 | 0.00 |
| Education Fund | | ATH/ACT | 0.00 | 169.92 | 0.00 | 0.00 | -254.89 | 169.92 | 0.00 |
| Education Fund | | ATH/ACT | 0.00 | 69.48 | 0.00 | 0.00 | -104.22 | 69.48 | 0.00 |
| Education Fund | | ATH/ACT | 0.00 | 173.11 | 0.00 | 0.00 | -259.67 | 173.11 | 0.00 |
| Education Fund | | ATH/ACT | 0.00 | 174.72 | 0.00 | 0.00 | -262.10 | 174.72 | 0.00 |
| Education Fund | | ATH/ACT | 0.00 | 307.56 | 0.00 | 0.00 | -461.37 | 307.56 | 0.00 |
| Education Fund | | ATH/ACT | 0.00 | 73.98 | 0.00 | 0.00 | -110.97 | 73.98 | 0.00 |
| Education Fund | | ATH/ACT | 0.00 | 91.48 | 0.00 | 0.00 | -137.24 | 91.48 | 0.00 |

Expenditure Report

Fiscal Year: 2023-2024
Month: July

COUNTY OF GRUNDY SCHOOL DIST 111

| Fund Description | Account | Account Description | Revised Budget | MTD Activity | Encumbrance | Pending Activity | Available Funds | Year to Date Activity | Percent of Budget Used |
|------------------|------------|-----------------------|----------------|--------------|-------------|------------------|-----------------|-----------------------|------------------------|
| Education Fund | | ATH/ACT | 0.00 | 292.52 | 0.00 | 0.00 | -438.80 | 292.52 | 0.00 |
| Education Fund | | ATH/ACT | 0.00 | 217.12 | 0.00 | 0.00 | -325.70 | 217.12 | 0.00 |
| Education Fund | | 10 E 1500 2110 30 300 | 0.00 | 33.06 | 0.00 | 0.00 | -49.60 | 33.06 | 0.00 |
| Education Fund | | 10 E 1500 2110 30 300 | 0.00 | 0.00 | 0.00 | 0.00 | 0.00 | 0.00 | 0.00 |
| Education Fund | | ATH/ACT | 0.00 | 153.26 | 0.00 | 0.00 | -229.91 | 153.26 | 0.00 |
| Education Fund | | 10 E 1500 2110 30 300 | 0.00 | 130.57 | 0.00 | 0.00 | -195.88 | 130.57 | 0.00 |
| Education Fund | 1150021171 | ACTIVITIES TRS | 0.00 | 1,072.46 | 0.00 | 0.00 | -1,608.69 | 1,072.46 | 0.00 |
| Education Fund | 1150021270 | ATH/ACT | 0.00 | 10.48 | 0.00 | 0.00 | -15.71 | 10.48 | 0.00 |
| Education Fund | | ATH/ACT | 0.00 | 225.50 | 0.00 | 0.00 | -338.25 | 225.50 | 0.00 |
| Education Fund | | ATH/ACT | 0.00 | 0.00 | 0.00 | 0.00 | 0.00 | 0.00 | 0.00 |
| Education Fund | | ATH/ACT | 0.00 | 51.04 | 0.00 | 0.00 | -76.57 | 51.04 | 118 0.00 |
| Education Fund | | ATH/ACT | 0.00 | 123.32 | 0.00 | 0.00 | -184.99 | 123.32 | 0.00 |
| Education Fund | | ATH/ACT | 0.00 | 52.18 | 0.00 | 0.00 | -78.28 | 52.18 | 0.00 |
| Education Fund | | ATH/ACT | 0.00 | 8.50 | 0.00 | 0.00 | -12.75 | 8.50 | 0.00 |
| Education Fund | | ATH/ACT | 0.00 | 24.78 | 0.00 | 0.00 | -37.18 | 24.78 | 0.00 |
| Education Fund | | ATH/ACT | 0.00 | 209.94 | 0.00 | 0.00 | -314.92 | 209.94 | 0.00 |
| Education Fund | | ATH/ACT | 0.00 | 98.80 | 0.00 | 0.00 | -148.20 | 98.80 | 0.00 |
| Education Fund | | ATH/ACT | 0.00 | 91.82 | 0.00 | 0.00 | -137.74 | 91.82 | 0.00 |
| Education Fund | | ATH/ACT | 0.00 | 53.76 | 0.00 | 0.00 | -80.63 | 53.76 | 0.00 |
| Education Fund | | ATH/ACT | 0.00 | 59.82 | 0.00 | 0.00 | -89.75 | 59.82 | 0.00 |
| Education Fund | | ATH/ACT | 0.00 | 182.46 | 0.00 | 0.00 | -273.72 | 182.46 | 0.00 |
| Education Fund | | ATH/ACT | 0.00 | 0.00 | 0.00 | 0.00 | 0.00 | 0.00 | 0.00 |
| Education Fund | | ATH/ACT | 0.00 | 31.44 | 0.00 | 0.00 | -47.16 | 31.44 | 0.00 |
| Education Fund | | ATH/ACT | 0.00 | 23.06 | 0.00 | 0.00 | -34.62 | 23.06 | 0.00 |

Expenditure Report

Fiscal Year: 2023-2024
Month: July

COUNTY OF GRUNDY SCHOOL DIST 111

| Fund Description | Account | Account Description | Revised Budget | MTD Activity | Encumbrance | Pending Activity | Available Funds | Year to Date Activity | Percent of Budget Used |
|------------------|---------|---------------------|----------------|--------------|-------------|------------------|-----------------|-----------------------|------------------------|
| Education Fund | | ATH/ACT | 0.00 | 72.82 | 0.00 | 0.00 | -109.23 | 72.82 | 0.00 |
| Education Fund | | ATH/ACT | 0.00 | 0.00 | 0.00 | 0.00 | 0.00 | 0.00 | 0.00 |
| Education Fund | | ATH/ACT | 0.00 | 36.40 | 0.00 | 0.00 | -54.60 | 36.40 | 0.00 |
| Education Fund | | ATH/ACT | 0.00 | 22.08 | 0.00 | 0.00 | -33.12 | 22.08 | 0.00 |
| Education Fund | | ATH/ACT | 0.00 | 116.62 | 0.00 | 0.00 | -174.93 | 116.62 | 0.00 |
| Education Fund | | ATH/ACT | 0.00 | 53.50 | 0.00 | 0.00 | -80.26 | 53.50 | 0.00 |
| Education Fund | | ATH/ACT | 0.00 | 20.98 | 0.00 | 0.00 | -31.47 | 20.98 | 0.00 |
| Education Fund | | ATH/ACT | 0.00 | 17.02 | 0.00 | 0.00 | -25.53 | 17.02 | 0.00 |
| Education Fund | | ATH/ACT | 0.00 | 29.34 | 0.00 | 0.00 | -44.01 | 29.34 | 0.00 |
| Education Fund | | ATH/ACT | 0.00 | 28.88 | 0.00 | 0.00 | -43.32 | 28.88 | 0.00 |
| Education Fund | | ATH/ACT | 0.00 | 60.26 | 0.00 | 0.00 | -90.42 | 60.26 | 119 0.00 |
| Education Fund | | ATH/ACT | 0.00 | 28.88 | 0.00 | 0.00 | -43.32 | 28.88 | 0.00 |
| Education Fund | | ATH/ACT | 0.00 | 0.00 | 0.00 | 0.00 | 0.00 | 0.00 | 0.00 |
| Education Fund | | ATH/ACT | 0.00 | 39.86 | 0.00 | 0.00 | -59.80 | 39.86 | 0.00 |
| Education Fund | | ATH/ACT | 0.00 | 13.62 | 0.00 | 0.00 | -20.43 | 13.62 | 0.00 |
| Education Fund | | ATH/ACT | 0.00 | 18.67 | 0.00 | 0.00 | -28.00 | 18.67 | 0.00 |
| Education Fund | | ATH/ACT | 0.00 | 20.38 | 0.00 | 0.00 | -30.56 | 20.38 | 0.00 |
| Education Fund | | ATH/ACT | 0.00 | 48.20 | 0.00 | 0.00 | -72.31 | 48.20 | 0.00 |
| Education Fund | | ATH/ACT | 0.00 | 56.60 | 0.00 | 0.00 | -84.89 | 56.60 | 0.00 |
| Education Fund | | ATH/ACT | 0.00 | 20.36 | 0.00 | 0.00 | -30.54 | 20.36 | 0.00 |
| Education Fund | | ATH/ACT | 0.00 | 0.00 | 0.00 | 0.00 | 0.00 | 0.00 | 0.00 |
| Education Fund | | ATH/ACT | 0.00 | 17.02 | 0.00 | 0.00 | -25.53 | 17.02 | 0.00 |
| Education Fund | | ATH/ACT | 0.00 | 25.16 | 0.00 | 0.00 | -37.74 | 25.16 | 0.00 |
| Education Fund | | ATH/ACT | 0.00 | 2,442.20 | 0.00 | 0.00 | -2,442.20 | 2,442.20 | 0.00 |

Expenditure Report

Fiscal Year: 2023-2024
Month: July

COUNTY OF GRUNDY SCHOOL DIST 111

| Fund Description | Account | Account Description | Revised Budget | MTD Activity | Encumbrance | Pending Activity | Available Funds | Year to Date Activity | Percent of Budget Used |
|------------------|-------------|---------------------|----------------|--------------|-------------|------------------|-----------------|-----------------------|------------------------|
| Education Fund | | ATH/ACT | 0.00 | 27.26 | 0.00 | 0.00 | -40.89 | 27.26 | 0.00 |
| Education Fund | | ATH/ACT | 0.00 | 15.00 | 0.00 | 0.00 | -22.50 | 15.00 | 0.00 |
| Education Fund | | ATH/ACT | 0.00 | 69.52 | 0.00 | 0.00 | -104.31 | 69.52 | 0.00 |
| Education Fund | | ATH/ACT | 0.00 | 33.96 | 0.00 | 0.00 | -50.94 | 33.96 | 0.00 |
| Education Fund | | ATH/ACT | 0.00 | 0.00 | 0.00 | 0.00 | 0.00 | 0.00 | 0.00 |
| Education Fund | | ATH/ACT | 0.00 | 40.74 | 0.00 | 0.00 | -61.13 | 40.74 | 0.00 |
| Education Fund | | ATH/ACT | 0.00 | 18.66 | 0.00 | 0.00 | -27.97 | 18.66 | 0.00 |
| Education Fund | | ATH/ACT | 0.00 | 16.98 | 0.00 | 0.00 | -25.47 | 16.98 | 0.00 |
| Education Fund | | ATH/ACT | 0.00 | 25.14 | 0.00 | 0.00 | -37.71 | 25.14 | 0.00 |
| Education Fund | | ATH/ACT | 0.00 | 23.06 | 0.00 | 0.00 | -34.57 | 23.06 | 0.00 |
| Education Fund | 10-1500- | ATHLETIC DIRECTOR | 0.00 | 0.00 | 0.00 | 0.00 | 0.00 | 0.00 | 120 0.00 |
| Education Fund | 10-1500- | ACTIVITY DIRECTOR | 0.00 | 0.00 | 0.00 | 0.00 | 0.00 | 0.00 | 0.00 |
| Education Fund | 10-1500-222 | INVITATIONAL WKRS | 0.00 | 0.00 | 0.00 | 0.00 | 0.00 | 0.00 | 0.00 |
| Education Fund | 11500222 | MAIN OFFICE INS | 0.00 | 0.00 | 0.00 | 0.00 | 0.00 | 0.00 | 0.00 |
| Education Fund | 10-1500- | ASST ATHLETIC DIR | 0.00 | 0.00 | 0.00 | 0.00 | 0.00 | 0.00 | 0.00 |
| Education Fund | 1150022230 | ATHLETIC DIR/SECY | 0.00 | 1,828.92 | 0.00 | 0.00 | -1,828.92 | 1,828.92 | 0.00 |
| Education Fund | | ATH/ACT | 0.00 | 910.88 | 0.00 | 0.00 | -910.88 | 910.88 | 0.00 |
| Education Fund | | ATH/ACT | 0.00 | 141.56 | 0.00 | 0.00 | -212.36 | 141.56 | 0.00 |
| Education Fund | | ATH/ACT | 0.00 | 0.00 | 0.00 | 0.00 | 0.00 | 0.00 | 0.00 |
| Education Fund | | ATH/ACT | 0.00 | 0.00 | 0.00 | 0.00 | 0.00 | 0.00 | 0.00 |
| Education Fund | | ATH/ACT | 0.00 | 0.00 | 0.00 | 0.00 | 0.00 | 0.00 | 0.00 |
| Education Fund | | ATH/ACT | 0.00 | 0.00 | 0.00 | 0.00 | 0.00 | 0.00 | 0.00 |
| Education Fund | | ATH/ACT | 0.00 | 0.00 | 0.00 | 0.00 | 0.00 | 0.00 | 0.00 |
| Education Fund | | ATH/ACT | 0.00 | 0.00 | 0.00 | 0.00 | 0.00 | 0.00 | 0.00 |
| Education Fund | | ATH/ACT | 0.00 | 0.00 | 0.00 | 0.00 | 0.00 | 0.00 | 0.00 |
| Education Fund | | ATH/ACT | 0.00 | 0.00 | 0.00 | 0.00 | 0.00 | 0.00 | 0.00 |
| Education Fund | | ATH/ACT | 0.00 | 0.00 | 0.00 | 0.00 | 0.00 | 0.00 | 0.00 |

Expenditure Report

Fiscal Year: 2023-2024
Month: July

COUNTY OF GRUNDY SCHOOL DIST 111

| Fund Description | Account | Account Description | Revised Budget | MTD Activity | Encumbrance | Pending Activity | Available Funds | Year to Date Activity | Percent of Budget Used |
|------------------|------------|-----------------------|----------------|--------------|-------------|------------------|-----------------|-----------------------|------------------------|
| Education Fund | 1150022270 | STUDENT ACT/SECY | 0.00 | 2,724.76 | 0.00 | 0.00 | -4,087.14 | 2,724.76 | 0.00 |
| Education Fund | | ATH/ACT | 0.00 | 2,851.86 | 0.00 | 0.00 | -2,851.86 | 2,851.86 | 0.00 |
| Education Fund | | ATH/ACT | 0.00 | 0.00 | 0.00 | 0.00 | 0.00 | 0.00 | 0.00 |
| Education Fund | | ATH/ACT | 0.00 | 0.00 | 0.00 | 0.00 | 0.00 | 0.00 | 0.00 |
| Education Fund | | ATH/ACT | 0.00 | 0.00 | 0.00 | 0.00 | 0.00 | 0.00 | 0.00 |
| Education Fund | | ATH/ACT | 0.00 | 0.00 | 0.00 | 0.00 | 0.00 | 0.00 | 0.00 |
| Education Fund | | ATH/ACT | 0.00 | 0.00 | 0.00 | 0.00 | 0.00 | 0.00 | 0.00 |
| Education Fund | | 10 E 1500 2220 70 300 | 0.00 | 0.00 | 0.00 | 0.00 | 0.00 | 0.00 | 0.00 |
| Education Fund | | ATH/ACT | 0.00 | 0.00 | 0.00 | 0.00 | 0.00 | 0.00 | 0.00 |
| Education Fund | | ATH/ACT | 0.00 | 0.00 | 0.00 | 0.00 | 0.00 | 0.00 | 0.00 |
| Education Fund | | ATH/ACT | 0.00 | 0.00 | 0.00 | 0.00 | 0.00 | 0.00 | 121 0.00 |
| Education Fund | | ATH/ACT | 0.00 | 77.62 | 0.00 | 0.00 | -77.62 | 77.62 | 0.00 |
| Education Fund | | ATH/ACT | 0.00 | 37.78 | 0.00 | 0.00 | -37.78 | 37.78 | 0.00 |
| Education Fund | | ATH/ACT | 0.00 | 0.00 | 0.00 | 0.00 | 0.00 | 0.00 | 0.00 |
| Education Fund | | ATH/ACT | 0.00 | 0.00 | 0.00 | 0.00 | 0.00 | 0.00 | 0.00 |
| Education Fund | | ATH/ACT | 0.00 | 120.54 | 0.00 | 0.00 | -180.81 | 120.54 | 0.00 |
| Education Fund | | ATH/ACT | 0.00 | 37.78 | 0.00 | 0.00 | -37.78 | 37.78 | 0.00 |
| Education Fund | | ATH/ACT | 0.00 | 0.00 | 0.00 | 0.00 | 0.00 | 0.00 | 0.00 |
| Education Fund | | ATH/ACT | 0.00 | 0.00 | 0.00 | 0.00 | 0.00 | 0.00 | 0.00 |
| Education Fund | | ATH/ACT | 0.00 | 0.00 | 0.00 | 0.00 | 0.00 | 0.00 | 0.00 |
| Education Fund | | ATH/ACT | 0.00 | 0.00 | 0.00 | 0.00 | 0.00 | 0.00 | 0.00 |
| Education Fund | | 10 E 1500 2230 70 300 | 0.00 | 0.00 | 0.00 | 0.00 | 0.00 | 0.00 | 0.00 |
| Education Fund | | 10 E 1500 2230 70 300 | 0.00 | 0.00 | 0.00 | 0.00 | 0.00 | 0.00 | 0.00 |
| Education Fund | | ATH/ACT | 0.00 | 0.00 | 0.00 | 0.00 | 0.00 | 0.00 | 0.00 |
| Education Fund | 1150030030 | GIRLS TRACK PUR SERV | 0.00 | 0.00 | 0.00 | 0.00 | 0.00 | 0.00 | 0.00 |

Expenditure Report

Fiscal Year: 2023-2024
Month: July

COUNTY OF GRUNDY SCHOOL DIST 111

| Fund Description | Account | Account Description | Revised Budget | MTD Activity | Encumbrance | Pending Activity | Available Funds | Year to Date Activity | Percent of Budget Used |
|------------------|------------|-----------------------|----------------|--------------|-------------|------------------|-----------------|-----------------------|------------------------|
| Education Fund | 1150030130 | BOYS SOCCER PUR SERV | 0.00 | 0.00 | 0.00 | 0.00 | 0.00 | 0.00 | 0.00 |
| Education Fund | 1150030230 | BOYS BASKETBALL PUR | 0.00 | 0.00 | 0.00 | 0.00 | 0.00 | 0.00 | 0.00 |
| Education Fund | 1150030330 | WRESTLING PUR SERV | 0.00 | 0.00 | 0.00 | 0.00 | 0.00 | 0.00 | 0.00 |
| Education Fund | 1150030430 | BOYS VOLLEYBALL PUR | 0.00 | 0.00 | 0.00 | 0.00 | 0.00 | 0.00 | 0.00 |
| Education Fund | 1150030530 | SOFTBALL PUR SERV | 0.00 | 0.00 | 0.00 | 0.00 | 0.00 | 0.00 | 0.00 |
| Education Fund | 1150030630 | CHEERLEADER PUR SERV | 0.00 | 0.00 | 0.00 | 0.00 | 0.00 | 0.00 | 0.00 |
| Education Fund | 1150030730 | GIRLS VOLLEYBALL PUR | 0.00 | 0.00 | 0.00 | 0.00 | 0.00 | 0.00 | 0.00 |
| Education Fund | 1150030830 | GIRLS BOWLING PUR | 0.00 | 0.00 | 0.00 | 0.00 | 0.00 | 0.00 | 0.00 |
| Education Fund | 1150030930 | GOLF PURCHASE SERV | 0.00 | 0.00 | 0.00 | 0.00 | 0.00 | 0.00 | 0.00 |
| Education Fund | 1150031030 | CROSS COUNTRY PUR | 0.00 | 0.00 | 0.00 | 0.00 | 0.00 | 0.00 | 0.00 |
| Education Fund | 1150031130 | GIRLS BASKETBALL PUR | 0.00 | 0.00 | 0.00 | 0.00 | 0.00 | 0.00 | 122 0.00 |
| Education Fund | 1150031230 | BASEBALL PUR SERV | 0.00 | 0.00 | 0.00 | 0.00 | 0.00 | 0.00 | 0.00 |
| Education Fund | 1150031330 | GIRLS TENNIS PUR SERV | 0.00 | 0.00 | 0.00 | 0.00 | 0.00 | 0.00 | 0.00 |
| Education Fund | 1150031430 | POMS PUR SERV | 0.00 | 0.00 | 0.00 | 0.00 | 0.00 | 0.00 | 0.00 |
| Education Fund | 1150031530 | FOOTBALL PUR SERV | 0.00 | 21,965.29 | 0.00 | 0.00 | -21,965.29 | 21,965.29 | 0.00 |
| Education Fund | 1150031630 | BOYS TRACK PUR SERV | 0.00 | 0.00 | 0.00 | 0.00 | 0.00 | 0.00 | 0.00 |
| Education Fund | 1150031730 | GIRLS SOCCER PUR SERV | 0.00 | 0.00 | 0.00 | 0.00 | 0.00 | 0.00 | 0.00 |
| Education Fund | 1150032130 | GEN ATHLETIC PUR SERV | 0.00 | 0.00 | 0.00 | 0.00 | 0.00 | 0.00 | 0.00 |
| Education Fund | 1150033330 | SUMMER BASEBALL PUR | 0.00 | 0.00 | 0.00 | 0.00 | 0.00 | 0.00 | 0.00 |
| Education Fund | 1150033630 | ATH TRAINER PUR SERV | 0.00 | 0.00 | 0.00 | 0.00 | 0.00 | 0.00 | 0.00 |
| Education Fund | 1150033730 | BOYS BOWLING PUR SERV | 0.00 | 0.00 | 0.00 | 0.00 | 0.00 | 0.00 | 0.00 |
| Education Fund | 1150039330 | BOYS TENNIS PUR SERV | 0.00 | 0.00 | 0.00 | 0.00 | 0.00 | 0.00 | 0.00 |
| Education Fund | 1150039530 | SWIMMING PUR SERVICE | 0.00 | 0.00 | 0.00 | 0.00 | 0.00 | 0.00 | 0.00 |
| Education Fund | | GIRLS GOLF PURCH SERV | 0.00 | 0.00 | 0.00 | 0.00 | 0.00 | 0.00 | 0.00 |

Expenditure Report

Fiscal Year: 2023-2024
Month: July

COUNTY OF GRUNDY SCHOOL DIST 111

| Fund Description | Account | Account Description | Revised Budget | MTD Activity | Encumbrance | Pending Activity | Available Funds | Year to Date Activity | Percent of Budget Used |
|------------------|------------|-----------------------|----------------|--------------|-------------|------------------|-----------------|-----------------------|------------------------|
| Education Fund | | GIRLS WRESTLING PUR | 0.00 | 0.00 | 0.00 | 0.00 | 0.00 | 0.00 | 0.00 |
| Education Fund | 1150031370 | THESPIAN THEATRE FEST | 0.00 | 0.00 | 0.00 | 0.00 | 0.00 | 0.00 | 0.00 |
| Education Fund | 1150032170 | FFA | 0.00 | 0.00 | 0.00 | 0.00 | 0.00 | 0.00 | 0.00 |
| Education Fund | 1150030070 | MUSICAL PUR SERV | 0.00 | 0.00 | 0.00 | 0.00 | 0.00 | 0.00 | 0.00 |
| Education Fund | 1150030170 | FALL PLAY PUR SERV | 0.00 | 0.00 | 417.33 | 0.00 | -417.33 | 0.00 | 0.00 |
| Education Fund | 1150030270 | STUDENT ACT PUR SERV | 0.00 | 0.00 | 0.00 | 0.00 | 0.00 | 0.00 | 0.00 |
| Education Fund | 1150030370 | NEWSPAPER PUR SERV | 0.00 | 0.00 | 0.00 | 0.00 | 0.00 | 0.00 | 0.00 |
| Education Fund | 1150030470 | CHILDRENS THEATRE PUR | 0.00 | 0.00 | 0.00 | 0.00 | 0.00 | 0.00 | 0.00 |
| Education Fund | 1150030570 | INTL CLUB PUR SERV | 0.00 | 0.00 | 0.00 | 0.00 | 0.00 | 0.00 | 0.00 |
| Education Fund | 1150030670 | WINTERGUARD PUR SERV | 0.00 | 0.00 | 0.00 | 0.00 | 0.00 | 0.00 | 0.00 |
| Education Fund | 1150030770 | NHS PUR SERV | 0.00 | 0.00 | 0.00 | 0.00 | 0.00 | 0.00 | 123 0.00 |
| Education Fund | 1150030870 | FFA PUR SERV | 0.00 | 0.00 | 0.00 | 0.00 | 0.00 | 0.00 | 0.00 |
| Education Fund | 1150031070 | BOOK CLUB SPEAKER | 0.00 | 0.00 | 0.00 | 0.00 | 0.00 | 0.00 | 0.00 |
| Education Fund | 1150031670 | MINOOKA ANGLERS | 0.00 | 0.00 | 0.00 | 0.00 | 0.00 | 0.00 | 0.00 |
| Education Fund | 1150032070 | FBLA | 0.00 | 0.00 | 0.00 | 0.00 | 0.00 | 0.00 | 0.00 |
| Education Fund | 1150032270 | FOOTBALL CLEANUP | 0.00 | 0.00 | 0.00 | 0.00 | 0.00 | 0.00 | 0.00 |
| Education Fund | 1150032370 | REVTRAK ACTIVITY | 0.00 | -25.00 | 0.00 | 25.00 | 0.00 | -25.00 | 0.00 |
| Education Fund | 1150031930 | GIRLS VOLLEYBALL | 0.00 | 0.00 | 0.00 | 0.00 | 0.00 | 0.00 | 0.00 |
| Education Fund | 1150032030 | BOYS SOCCER OFFICIAL | 0.00 | 0.00 | 0.00 | 0.00 | 0.00 | 0.00 | 0.00 |
| Education Fund | 1150032230 | SOFTBALL OFFICIAL | 0.00 | 142.00 | 0.00 | 0.00 | -142.00 | 142.00 | 0.00 |
| Education Fund | 1150032330 | FOOTBALL OFFICIAL | 0.00 | 181.00 | 543.00 | 0.00 | -724.00 | 181.00 | 0.00 |
| Education Fund | 1150032430 | BOYS BASKETBALL | 0.00 | 0.00 | 0.00 | 0.00 | 0.00 | 0.00 | 0.00 |
| Education Fund | 1150032530 | GIRLS BASKETBALL | 0.00 | 138.00 | 0.00 | 0.00 | -138.00 | 138.00 | 0.00 |
| Education Fund | 1150032630 | BOYS WRESTLING | 0.00 | 0.00 | 0.00 | 0.00 | 0.00 | 0.00 | 0.00 |

Expenditure Report

Fiscal Year: 2023-2024
Month: July

COUNTY OF GRUNDY SCHOOL DIST 111

| Fund Description | Account | Account Description | Revised Budget | MTD Activity | Encumbrance | Pending Activity | Available Funds | Year to Date Activity | Percent of Budget Used |
|------------------|------------|------------------------|----------------|--------------|-------------|------------------|-----------------|-----------------------|------------------------|
| Education Fund | 1150032730 | BASEBALL OFFICIALS | 0.00 | 0.00 | 0.00 | 0.00 | 0.00 | 0.00 | 0.00 |
| Education Fund | 1150032830 | CROSS COUNTRY | 0.00 | 0.00 | 0.00 | 0.00 | 0.00 | 0.00 | 0.00 |
| Education Fund | 1150032930 | BOYS VOLLEYBALL | 0.00 | 0.00 | 0.00 | 0.00 | 0.00 | 0.00 | 0.00 |
| Education Fund | 1150033030 | GIRLS TRACK OFFICIAL | 0.00 | 0.00 | 0.00 | 0.00 | 0.00 | 0.00 | 0.00 |
| Education Fund | 1150033130 | BOYS TRACK OFFICIAL | 0.00 | 0.00 | 0.00 | 0.00 | 0.00 | 0.00 | 0.00 |
| Education Fund | 1150033230 | GIRLS SOCCER OFFICIAL | 0.00 | 0.00 | 0.00 | 0.00 | 0.00 | 0.00 | 0.00 |
| Education Fund | 1150033830 | INVITATIONAL OFFICIALS | 0.00 | 0.00 | 0.00 | 0.00 | 0.00 | 0.00 | 0.00 |
| Education Fund | 1150033930 | LACROSSE OFFICIALS | 0.00 | 149.00 | 0.00 | 0.00 | -149.00 | 149.00 | 0.00 |
| Education Fund | | GIRLS WRESTLING | 0.00 | 0.00 | 0.00 | 0.00 | 0.00 | 0.00 | 0.00 |
| Education Fund | 1150031970 | STUDENT ACT | 0.00 | 0.00 | 0.00 | 0.00 | 0.00 | 0.00 | 0.00 |
| Education Fund | 1150031830 | ATHLETIC TOWEL | 0.00 | 0.00 | 0.00 | 0.00 | 0.00 | 0.00 | 124 0.00 |
| Education Fund | 1150033430 | GENERAL ATHLETIC | 0.00 | 0.00 | 0.00 | 0.00 | 0.00 | 0.00 | 0.00 |
| Education Fund | 1150033530 | ATHLETIC DIRECTOR | 0.00 | 0.00 | 0.00 | 0.00 | 0.00 | 0.00 | 0.00 |
| Education Fund | 1150033270 | STUDENT ACT/TRAVEL | 0.00 | 0.00 | 0.00 | 0.00 | 0.00 | 0.00 | 0.00 |
| Education Fund | 1150033570 | ACTIVITY DIRECTOR | 0.00 | 0.00 | 0.00 | 0.00 | 0.00 | 0.00 | 0.00 |
| Education Fund | 1150039030 | GEN ATHLETIC | 0.00 | 0.00 | 3,950.00 | 0.00 | -3,950.00 | 0.00 | 0.00 |
| Education Fund | 1150039430 | GEN ATHLETIC POST | 0.00 | 0.00 | 0.00 | 0.00 | 0.00 | 0.00 | 0.00 |
| Education Fund | 1150139030 | GATE RECEIPTS CASH | 0.00 | 0.00 | 0.00 | 0.00 | 0.00 | 0.00 | 0.00 |
| Education Fund | 1150041030 | BOYS WRESTLING | 0.00 | 0.00 | 0.00 | 0.00 | 0.00 | 0.00 | 0.00 |
| Education Fund | 1150041130 | GIRLS TENNIS SUPPLIES | 0.00 | 0.00 | 997.00 | 0.00 | -997.00 | 0.00 | 0.00 |
| Education Fund | 1150041230 | BOYS TENNIS SUPPLIES | 0.00 | 0.00 | 0.00 | 0.00 | 0.00 | 0.00 | 0.00 |
| Education Fund | 1150041330 | CROSS COUNTRY | 0.00 | 0.00 | 0.00 | 0.00 | 0.00 | 0.00 | 0.00 |
| Education Fund | 1150041430 | CHEERLEADER SUPPLIES | 0.00 | 0.00 | 319.60 | 0.00 | -319.60 | 0.00 | 0.00 |
| Education Fund | 1150041530 | BOYS GOLF SUPPLIES | 0.00 | 0.00 | 0.00 | 0.00 | 0.00 | 0.00 | 0.00 |

Expenditure Report

Fiscal Year: 2023-2024
Month: July

COUNTY OF GRUNDY SCHOOL DIST 111

| Fund Description | Account | Account Description | Revised Budget | MTD Activity | Encumbrance | Pending Activity | Available Funds | Year to Date Activity | Percent of Budget Used |
|------------------|------------|------------------------|----------------|--------------|-------------|------------------|-----------------|-----------------------|------------------------|
| Education Fund | 1150041630 | BOYS TRACK SUPPLIES | 0.00 | 0.00 | 0.00 | 0.00 | 0.00 | 0.00 | 0.00 |
| Education Fund | 1150041730 | GIRLS TRACK SUPPLIES | 0.00 | 0.00 | 0.00 | 0.00 | 0.00 | 0.00 | 0.00 |
| Education Fund | 1150041830 | GEN ATHLETIC SUPPLIES | 0.00 | 0.00 | 0.00 | 0.00 | 0.00 | 0.00 | 0.00 |
| Education Fund | 1150041930 | GIRLS SOCCER SUPPLIES | 0.00 | 0.00 | 0.00 | 0.00 | 0.00 | 0.00 | 0.00 |
| Education Fund | 1150042030 | BASEBALL SUPPLIES | 0.00 | 0.00 | 0.00 | 0.00 | 0.00 | 0.00 | 0.00 |
| Education Fund | 1150042130 | SOFTBALL SUPPLIES | 0.00 | 0.00 | 0.00 | 0.00 | 0.00 | 0.00 | 0.00 |
| Education Fund | 1150042230 | BOYS VOLLEYBALL | 0.00 | 0.00 | 0.00 | 0.00 | 0.00 | 0.00 | 0.00 |
| Education Fund | 1150042330 | GIRLS VOLLEYBALL | 0.00 | 1,709.76 | 0.00 | 0.00 | -1,709.76 | 1,709.76 | 0.00 |
| Education Fund | 1150042430 | GIRLS BASKETBALL | 0.00 | 0.00 | 0.00 | 0.00 | 0.00 | 0.00 | 0.00 |
| Education Fund | 1150042530 | BOYS SOCCER SUPPLIES | 0.00 | 3,531.10 | 0.00 | 0.00 | -3,531.10 | 3,531.10 | 0.00 |
| Education Fund | 1150042630 | BOYS BASKETBALL | 0.00 | 0.00 | 0.00 | 0.00 | 0.00 | 0.00 | 125 0.00 |
| Education Fund | 1150042730 | ATHLETIC DIRECTOR | 0.00 | 420.98 | 0.00 | 0.00 | -420.98 | 420.98 | 0.00 |
| Education Fund | 1150042830 | FOOTBALL SUPPLIES | 0.00 | 39,603.85 | 1,350.00 | 0.00 | -40,953.85 | 39,603.85 | 0.00 |
| Education Fund | 1150042930 | GIRLS BOWLING SUPPLIES | 0.00 | 0.00 | 0.00 | 0.00 | 0.00 | 0.00 | 0.00 |
| Education Fund | 1150043030 | POMS SUPPLIES | 0.00 | 0.00 | 0.00 | 0.00 | 0.00 | 0.00 | 0.00 |
| Education Fund | 1150043130 | ATHLETIC AWARD | 0.00 | 40.00 | 0.00 | 0.00 | -40.00 | 40.00 | 0.00 |
| Education Fund | 1150043230 | GIRLS GOLF SUPPLIES | 0.00 | 3,254.32 | 0.00 | 0.00 | -3,254.32 | 3,254.32 | 0.00 |
| Education Fund | 1150043330 | SUMMER BASEBALL | 0.00 | 0.00 | 0.00 | 0.00 | 0.00 | 0.00 | 0.00 |
| Education Fund | 1150043430 | BOYS BOWLING SUPPLIES | 0.00 | 0.00 | 0.00 | 0.00 | 0.00 | 0.00 | 0.00 |
| Education Fund | 1150043530 | ATHLETIC COMP TECH | 0.00 | 0.00 | 0.00 | 0.00 | 0.00 | 0.00 | 0.00 |
| Education Fund | 1150043630 | BOYS LACROSSE | 0.00 | 0.00 | 0.00 | 0.00 | 0.00 | 0.00 | 0.00 |
| Education Fund | 1150044030 | BOYS GOLF UNIFORMS | 0.00 | 0.00 | 0.00 | 0.00 | 0.00 | 0.00 | 0.00 |
| Education Fund | 1150044130 | GIRLS GOLF UNIFORMS | 0.00 | 0.00 | 0.00 | 0.00 | 0.00 | 0.00 | 0.00 |
| Education Fund | 1150044230 | GIRLS TENNIS UNIFORMS | 0.00 | 0.00 | 0.00 | 0.00 | 0.00 | 0.00 | 0.00 |

Expenditure Report

Fiscal Year: 2023-2024
Month: July

COUNTY OF GRUNDY SCHOOL DIST 111

| Fund Description | Account | Account Description | Revised Budget | MTD Activity | Encumbrance | Pending Activity | Available Funds | Year to Date Activity | Percent of Budget Used |
|------------------|------------|-----------------------|----------------|--------------|-------------|------------------|-----------------|-----------------------|------------------------|
| Education Fund | 1150044330 | BOYS BOWLING | 0.00 | 0.00 | 0.00 | 0.00 | 0.00 | 0.00 | 0.00 |
| Education Fund | 1150044430 | GIRLS BOWLING | 0.00 | 0.00 | 0.00 | 0.00 | 0.00 | 0.00 | 0.00 |
| Education Fund | 1150044530 | BOYS WRESTLING | 0.00 | 0.00 | 0.00 | 0.00 | 0.00 | 0.00 | 0.00 |
| Education Fund | 1150044630 | BOYS TRACK UNIFORMS | 0.00 | 0.00 | 0.00 | 0.00 | 0.00 | 0.00 | 0.00 |
| Education Fund | 1150044730 | GIRLS TRACK UNIFORMS | 0.00 | 0.00 | 0.00 | 0.00 | 0.00 | 0.00 | 0.00 |
| Education Fund | 1150044830 | BOYS TENNIS UNIFORMS | 0.00 | 0.00 | 0.00 | 0.00 | 0.00 | 0.00 | 0.00 |
| Education Fund | 1150044930 | BASEBALL UNIFORMS | 0.00 | 0.00 | 0.00 | 0.00 | 0.00 | 0.00 | 0.00 |
| Education Fund | 1150045030 | SOFTBALL UNIFORMS | 0.00 | 0.00 | 0.00 | 0.00 | 0.00 | 0.00 | 0.00 |
| Education Fund | 1150045130 | GIRLS BASKETBALL | 0.00 | 0.00 | 0.00 | 0.00 | 0.00 | 0.00 | 0.00 |
| Education Fund | 1150045230 | BOYS SOCCER UNIFORMS | 0.00 | 2,946.00 | 0.00 | 0.00 | -2,946.00 | 2,946.00 | 0.00 |
| Education Fund | 1150045330 | GIRLS VOLLEYBALL | 0.00 | 0.00 | 2,343.00 | 0.00 | -2,343.00 | 0.00 | 126 0.00 |
| Education Fund | 1150045430 | CROSS COUNTRY | 0.00 | 0.00 | 2,116.92 | 0.00 | -2,116.92 | 0.00 | 0.00 |
| Education Fund | 1150045530 | POMS UNIFORMS | 0.00 | 6,682.00 | 1,318.00 | 0.00 | -8,000.00 | 6,682.00 | 0.00 |
| Education Fund | 1150045630 | BOYS BASKETBALL | 0.00 | 0.00 | 0.00 | 0.00 | 0.00 | 0.00 | 0.00 |
| Education Fund | 1150045730 | BOYS VOLLEYBALL | 0.00 | 0.00 | 0.00 | 0.00 | 0.00 | 0.00 | 0.00 |
| Education Fund | 1150045830 | GIRLS SOCCER UNIFORMS | 0.00 | 0.00 | 0.00 | 0.00 | 0.00 | 0.00 | 0.00 |
| Education Fund | 1150045930 | FOOTBALL UNIFORMS | 0.00 | 0.00 | 0.00 | 0.00 | 0.00 | 0.00 | 0.00 |
| Education Fund | 1150046030 | CHEERLEADING | 0.00 | 0.00 | 8,299.32 | 0.00 | -8,299.32 | 0.00 | 0.00 |
| Education Fund | 1150046130 | BOYS LACROSSE | 0.00 | 0.00 | 0.00 | 0.00 | 0.00 | 0.00 | 0.00 |
| Education Fund | 1150141030 | ATHLETIC TRAINER | 0.00 | 0.00 | 0.00 | 0.00 | 0.00 | 0.00 | 0.00 |
| Education Fund | | GIRLS WRESTLING | 0.00 | 1,570.00 | 0.00 | 0.00 | -1,570.00 | 1,570.00 | 0.00 |
| Education Fund | | GIRLS WRESTLING | 0.00 | 0.00 | 0.00 | 0.00 | 0.00 | 0.00 | 0.00 |
| Education Fund | | GIRLS LACROSSE | 0.00 | 0.00 | 0.00 | 0.00 | 0.00 | 0.00 | 0.00 |
| Education Fund | | GIRLS LACROSSE | 0.00 | 0.00 | 0.00 | 0.00 | 0.00 | 0.00 | 0.00 |

Expenditure Report

Fiscal Year: 2023-2024
Month: July

COUNTY OF GRUNDY SCHOOL DIST 111

| Fund Description | Account | Account Description | Revised Budget | MTD Activity | Encumbrance | Pending Activity | Available Funds | Year to Date Activity | Percent of Budget Used |
|------------------|------------|------------------------|----------------|--------------|-------------|------------------|-----------------|-----------------------|------------------------|
| Education Fund | 1150042970 | YEARBOOK SUPPLIES | 0.00 | 941.81 | 12.99 | 0.00 | -954.80 | 941.81 | 0.00 |
| Education Fund | 1150041070 | NEWSPAPER SUPPLIES | 0.00 | 0.00 | 0.00 | 0.00 | 0.00 | 0.00 | 0.00 |
| Education Fund | 1150041170 | SPEECH SUPPLIES | 0.00 | 0.00 | 0.00 | 0.00 | 0.00 | 0.00 | 0.00 |
| Education Fund | 1150041270 | KALEIDOSCOPE SUPPLIES | 0.00 | 0.00 | 0.00 | 0.00 | 0.00 | 0.00 | 0.00 |
| Education Fund | 1150041370 | NHS SUPPLIES | 0.00 | 0.00 | 0.00 | 0.00 | 0.00 | 0.00 | 0.00 |
| Education Fund | 1150041470 | MUSICAL SUPPLIES | 0.00 | 0.00 | 0.00 | 0.00 | 0.00 | 0.00 | 0.00 |
| Education Fund | 1150041570 | FALL PLAY SUPPLIES | 0.00 | 0.00 | 0.00 | 0.00 | 0.00 | 0.00 | 0.00 |
| Education Fund | 1150041670 | STUDENT ACT SUPPLIES | 0.00 | 0.00 | 0.00 | 0.00 | 0.00 | 0.00 | 0.00 |
| Education Fund | 1150041770 | ACTIVITY OFFICE | 0.00 | 0.00 | 125.52 | 0.00 | -125.52 | 0.00 | 0.00 |
| Education Fund | 1150041870 | CHILDRENS THEATRE | 0.00 | 0.00 | 0.00 | 0.00 | 0.00 | 0.00 | 0.00 |
| Education Fund | 1150041970 | INTL CLUB SUPPLIES | 0.00 | 0.00 | 0.00 | 0.00 | 0.00 | 0.00 | 127 0.00 |
| Education Fund | 1150042070 | WINTERGUARD SUPPLIES | 0.00 | 0.00 | 0.00 | 0.00 | 0.00 | 0.00 | 0.00 |
| Education Fund | 1150042170 | BOOK CLUB AWARDS | 0.00 | 0.00 | 0.00 | 0.00 | 0.00 | 0.00 | 0.00 |
| Education Fund | 1150042270 | FBLA SUPPLIES | 0.00 | 0.00 | 0.00 | 0.00 | 0.00 | 0.00 | 0.00 |
| Education Fund | 1150042370 | FNHS INDUCTION | 0.00 | 0.00 | 0.00 | 0.00 | 0.00 | 0.00 | 0.00 |
| Education Fund | 1150042470 | INVESTMENT CLUB | 0.00 | 0.00 | 0.00 | 0.00 | 0.00 | 0.00 | 0.00 |
| Education Fund | 1150042570 | SPANISH NHS INDUCTION | 0.00 | 0.00 | 0.00 | 0.00 | 0.00 | 0.00 | 0.00 |
| Education Fund | 1150042670 | SADD/TATU SUPPLIES | 0.00 | 0.00 | 0.00 | 0.00 | 0.00 | 0.00 | 0.00 |
| Education Fund | 1150042870 | SCHOLASTIC BOWL | 0.00 | 0.00 | 0.00 | 0.00 | 0.00 | 0.00 | 0.00 |
| Education Fund | 1150043170 | MADRIGAL SUPPLIES | 0.00 | 0.00 | 0.00 | 0.00 | 0.00 | 0.00 | 0.00 |
| Education Fund | 1150043370 | SENIOR MURAL | 0.00 | 0.00 | 0.00 | 0.00 | 0.00 | 0.00 | 0.00 |
| Education Fund | 1150043470 | COLOR PAPER SUPPLIES | 0.00 | 0.00 | 0.00 | 0.00 | 0.00 | 0.00 | 0.00 |
| Education Fund | 1150043670 | ACTIVITY P-CARD ORDERS | 0.00 | 0.00 | 0.00 | 0.00 | 0.00 | 0.00 | 0.00 |
| Education Fund | 1150043770 | INTL THESPIAN SUPPLIES | 0.00 | 0.00 | 0.00 | 0.00 | 0.00 | 0.00 | 0.00 |

Expenditure Report

Fiscal Year: 2023-2024
Month: July

COUNTY OF GRUNDY SCHOOL DIST 111

| Fund Description | Account | Account Description | Revised Budget | MTD Activity | Encumbrance | Pending Activity | Available Funds | Year to Date Activity | Percent of Budget Used |
|------------------|------------|------------------------|----------------|--------------|-------------|------------------|-----------------|-----------------------|------------------------|
| Education Fund | 1150043870 | CHESS TEAM SUPPLIES | 0.00 | 0.00 | 0.00 | 0.00 | 0.00 | 0.00 | 0.00 |
| Education Fund | 1150043970 | PAC SOUND ROOM | 0.00 | 0.00 | 0.00 | 0.00 | 0.00 | 0.00 | 0.00 |
| Education Fund | 1150043070 | STUDENT ACT | 0.00 | 0.00 | 0.00 | 0.00 | 0.00 | 0.00 | 0.00 |
| Education Fund | 1150054030 | GIRLS TRACK EQUIPMENT | 0.00 | 0.00 | 0.00 | 0.00 | 0.00 | 0.00 | 0.00 |
| Education Fund | 1150054130 | BOYS TENNIS EQUIPMENT | 0.00 | 0.00 | 0.00 | 0.00 | 0.00 | 0.00 | 0.00 |
| Education Fund | 1150054230 | FOOTBALL EQUIPMENT | 0.00 | 0.00 | 0.00 | 0.00 | 0.00 | 0.00 | 0.00 |
| Education Fund | 1150054330 | GIRLS TENNIS EQUIPMENT | 0.00 | 0.00 | 0.00 | 0.00 | 0.00 | 0.00 | 0.00 |
| Education Fund | 1150054430 | BOYS TRACK EQUIPMENT | 0.00 | 0.00 | 0.00 | 0.00 | 0.00 | 0.00 | 0.00 |
| Education Fund | 1150054530 | GENERAL ATHLETIC | 0.00 | 7,279.50 | 300.00 | 0.00 | -7,579.50 | 7,279.50 | 0.00 |
| Education Fund | 1150054630 | BASEBALL EQUIPMENT | 0.00 | 0.00 | 0.00 | 0.00 | 0.00 | 0.00 | 0.00 |
| Education Fund | 1150054730 | BOYS GOLF EQUIPMENT | 0.00 | 0.00 | 0.00 | 0.00 | 0.00 | 0.00 | 128 0.00 |
| Education Fund | 1150054830 | GIRLS VOLLEYBALL | 0.00 | 0.00 | 0.00 | 0.00 | 0.00 | 0.00 | 0.00 |
| Education Fund | 1150054930 | BOYS VOLLEYBALL | 0.00 | 0.00 | 0.00 | 0.00 | 0.00 | 0.00 | 0.00 |
| Education Fund | 1150055030 | BOYS BASKETBALL | 0.00 | 0.00 | 0.00 | 0.00 | 0.00 | 0.00 | 0.00 |
| Education Fund | 1150055130 | SOFTBALL EQUIPMENT | 0.00 | 0.00 | 0.00 | 0.00 | 0.00 | 0.00 | 0.00 |
| Education Fund | 1150055230 | WRESTLING EQUIPMENT | 0.00 | 0.00 | 0.00 | 0.00 | 0.00 | 0.00 | 0.00 |
| Education Fund | 1150055330 | GIRLS BASKETBALL | 0.00 | 0.00 | 0.00 | 0.00 | 0.00 | 0.00 | 0.00 |
| Education Fund | 1150055430 | CROSS COUNTRY | 0.00 | 0.00 | 0.00 | 0.00 | 0.00 | 0.00 | 0.00 |
| Education Fund | 1150055530 | GIRLS BOWLING | 0.00 | 0.00 | 0.00 | 0.00 | 0.00 | 0.00 | 0.00 |
| Education Fund | 1150055630 | BOYS SOCCER | 0.00 | 0.00 | 0.00 | 0.00 | 0.00 | 0.00 | 0.00 |
| Education Fund | 1150055730 | ATHLETIC DIRECTOR | 0.00 | 0.00 | 0.00 | 0.00 | 0.00 | 0.00 | 0.00 |
| Education Fund | 1150055830 | GIRLS SOCCER | 0.00 | 0.00 | 0.00 | 0.00 | 0.00 | 0.00 | 0.00 |
| Education Fund | 1150055930 | POMS EQUIPMENT | 0.00 | 0.00 | 0.00 | 0.00 | 0.00 | 0.00 | 0.00 |
| Education Fund | 1150056030 | GIRLS GOLF EQUIPMENT | 0.00 | 0.00 | 0.00 | 0.00 | 0.00 | 0.00 | 0.00 |

Expenditure Report

Fiscal Year: 2023-2024
Month: July

COUNTY OF GRUNDY SCHOOL DIST 111

| Fund Description | Account | Account Description | Revised Budget | MTD Activity | Encumbrance | Pending Activity | Available Funds | Year to Date Activity | Percent of Budget Used |
|------------------|------------|-----------------------|----------------|--------------|-------------|------------------|-----------------|-----------------------|------------------------|
| Education Fund | 1150056130 | CHEERLEADER | 0.00 | 0.00 | 0.00 | 0.00 | 0.00 | 0.00 | 0.00 |
| Education Fund | 1150056230 | BOYS BOWLING | 0.00 | 0.00 | 0.00 | 0.00 | 0.00 | 0.00 | 0.00 |
| Education Fund | 1150056330 | SUMMER BASEBALL | 0.00 | 0.00 | 0.00 | 0.00 | 0.00 | 0.00 | 0.00 |
| Education Fund | 1150056430 | LACROSSE EQUIPMENT | 0.00 | 0.00 | 0.00 | 0.00 | 0.00 | 0.00 | 0.00 |
| Education Fund | 1150154030 | ATHLETIC TRAINER | 0.00 | 0.00 | 0.00 | 0.00 | 0.00 | 0.00 | 0.00 |
| Education Fund | 1150054070 | STUDENT ACT EQUIPMENT | 0.00 | 0.00 | 0.00 | 0.00 | 0.00 | 0.00 | 0.00 |
| Education Fund | 1150054170 | MAIN OFFICE EQUIPMENT | 0.00 | 0.00 | 0.00 | 0.00 | 0.00 | 0.00 | 0.00 |
| Education Fund | 1150054270 | WINTERGUARD | 0.00 | 0.00 | 0.00 | 0.00 | 0.00 | 0.00 | 0.00 |
| Education Fund | 1150054370 | PAC SOUND ROOM | 0.00 | 0.00 | 2,779.27 | 0.00 | -2,779.27 | 0.00 | 0.00 |
| Education Fund | 1150039130 | GEN ATHLETIC CLINICS | 0.00 | 0.00 | 0.00 | 0.00 | 0.00 | 0.00 | 0.00 |
| Education Fund | 1150039230 | ATHLETIC DIRECTOR | 0.00 | 0.00 | 0.00 | 0.00 | 0.00 | 0.00 | 129 0.00 |
| Education Fund | 1150064030 | ATHLETIC DUES/FEES | 0.00 | 0.00 | 135.20 | 88.00 | -223.20 | 0.00 | 0.00 |
| Education Fund | 1150064570 | TSA FEES | 0.00 | 0.00 | 0.00 | 0.00 | 0.00 | 0.00 | 0.00 |
| Education Fund | 1150064970 | FNHS DUES | 0.00 | 0.00 | 0.00 | 0.00 | 0.00 | 0.00 | 0.00 |
| Education Fund | 1150039070 | SPEECH ENTRY FEES | 0.00 | 0.00 | 0.00 | 0.00 | 0.00 | 0.00 | 0.00 |
| Education Fund | 1150064070 | SPEECH DUES/FEES | 0.00 | 0.00 | 0.00 | 0.00 | 0.00 | 0.00 | 0.00 |
| Education Fund | 1150064170 | STUDENT ACT | 0.00 | 0.00 | 0.00 | 0.00 | 0.00 | 0.00 | 0.00 |
| Education Fund | 1150064270 | ICTM REGIONAL/ORAL | 0.00 | 0.00 | 0.00 | 0.00 | 0.00 | 0.00 | 0.00 |
| Education Fund | 1150064370 | WYSE REGISTRATION | 0.00 | 0.00 | 0.00 | 0.00 | 0.00 | 0.00 | 0.00 |
| Education Fund | 1150064470 | FBLA COMPETITION FEES | 0.00 | 0.00 | 0.00 | 0.00 | 0.00 | 0.00 | 0.00 |
| Education Fund | 1150064670 | SPANISH NHS | 0.00 | 0.00 | 0.00 | 0.00 | 0.00 | 0.00 | 0.00 |
| Education Fund | 1150064770 | JOURNALISM FEES/STATE | 0.00 | 0.00 | 0.00 | 0.00 | 0.00 | 0.00 | 0.00 |
| Education Fund | 1150064870 | FFA | 0.00 | 0.00 | 0.00 | 0.00 | 0.00 | 0.00 | 0.00 |
| Education Fund | 1150065170 | WINTERGUARD CIRCUIT | 0.00 | 0.00 | 0.00 | 0.00 | 0.00 | 0.00 | 0.00 |

Expenditure Report

Fiscal Year: 2023-2024
Month: July

COUNTY OF GRUNDY SCHOOL DIST 111

| Fund Description | Account | Account Description | Revised Budget | MTD Activity | Encumbrance | Pending Activity | Available Funds | Year to Date Activity | Percent of Budget Used |
|------------------|------------|------------------------|----------------|--------------|-------------|------------------|-----------------|-----------------------|------------------------|
| Education Fund | 1150065270 | INDOOR PERCUSSION | 0.00 | 0.00 | 0.00 | 0.00 | 0.00 | 0.00 | 0.00 |
| Education Fund | 11600110 | SUMMER SCHOOL SALARY | 0.00 | 0.00 | 0.00 | 0.00 | 0.00 | 0.00 | 0.00 |
| Education Fund | 11600211 | SUMMER SCHOOL TRS | 0.00 | 0.00 | 0.00 | 0.00 | 0.00 | 0.00 | 0.00 |
| Education Fund | 10-1600- | SUMMER SCHOOL SALARY | 0.00 | 0.00 | 0.00 | 0.00 | 0.00 | 0.00 | 0.00 |
| Education Fund | 11650390 | GIFTED PUR SERV | 0.00 | 0.00 | 0.00 | 0.00 | 0.00 | 0.00 | 0.00 |
| Education Fund | 11650410 | GIFTED SUPPLIES | 0.00 | 0.00 | 0.00 | 0.00 | 0.00 | 0.00 | 0.00 |
| Education Fund | 11650540 | GIFTED EQUIPMENT | 0.00 | 0.00 | 0.00 | 0.00 | 0.00 | 0.00 | 0.00 |
| Education Fund | 11700110 | DRIVER ED SALARY | 0.00 | 37,630.84 | 0.00 | 0.00 | -56,446.38 | 37,630.84 | 0.00 |
| Education Fund | 11700111 | SUMMER DR ED SALARY | 0.00 | 910.80 | 0.00 | 0.00 | -910.80 | 910.80 | 0.00 |
| Education Fund | 11700211 | SUMMER DR ED TRS | 0.00 | 109.32 | 0.00 | 0.00 | -109.32 | 109.32 | 0.00 |
| Education Fund | 1170021121 | DRIVER ED TRS | 0.00 | 4,516.76 | 0.00 | 0.00 | -6,775.16 | 4,516.76 | 130.00 |
| Education Fund | 11700222 | DR ED INS | 0.00 | 0.00 | 0.00 | 0.00 | 0.00 | 0.00 | 0.00 |
| Education Fund | 10-1700- | DRIVER ED MEDICAL INS | 0.00 | 9,149.34 | 0.00 | 0.00 | -14,157.01 | 9,149.34 | 0.00 |
| Education Fund | | DRIVER ED DENTAL INS | 0.00 | 226.68 | 0.00 | 0.00 | -358.91 | 226.68 | 0.00 |
| Education Fund | 1170030021 | DRIVERS ED CONT SERV | 0.00 | 0.00 | 0.00 | 0.00 | 0.00 | 0.00 | 0.00 |
| Education Fund | 1170030021 | DRIVERS ED CONT SERV S | 0.00 | 0.00 | 0.00 | 0.00 | 0.00 | 0.00 | 0.00 |
| Education Fund | 11700323 | DRIVERS ED | 0.00 | 2,084.28 | 0.00 | 0.00 | -2,084.28 | 2,084.28 | 0.00 |
| Education Fund | 1170038021 | DRIVER ED CAR INS | 0.00 | 0.00 | 0.00 | 0.00 | 0.00 | 0.00 | 0.00 |
| Education Fund | 1170041021 | DRIVERS ED SUPPLIES | 0.00 | 0.00 | 0.00 | 0.00 | 0.00 | 0.00 | 0.00 |
| Education Fund | 1170041021 | DRIVERS ED SUPPLIES S | 0.00 | 0.00 | 0.00 | 0.00 | 0.00 | 0.00 | 0.00 |
| Education Fund | 1170041121 | DR ED COMP TECH | 0.00 | 0.00 | 0.00 | 0.00 | 0.00 | 0.00 | 0.00 |
| Education Fund | 1170042021 | DRIVERS ED TEXTBOOKS | 0.00 | 0.00 | 0.00 | 0.00 | 0.00 | 0.00 | 0.00 |
| Education Fund | 1170042021 | DRIVERS ED TEXTBOOKS | 0.00 | 0.00 | 0.00 | 0.00 | 0.00 | 0.00 | 0.00 |
| Education Fund | 11700464 | DR ED GAS | 0.00 | 0.00 | 0.00 | 0.00 | 0.00 | 0.00 | 0.00 |

Expenditure Report

Fiscal Year: 2023-2024
Month: July

COUNTY OF GRUNDY SCHOOL DIST 111

| Fund Description | Account | Account Description | Revised Budget | MTD Activity | Encumbrance | Pending Activity | Available Funds | Year to Date Activity | Percent of Budget Used |
|------------------|------------|----------------------|----------------|--------------|-------------|------------------|-----------------|-----------------------|------------------------|
| Education Fund | 1170049021 | DRIVERS ED | 0.00 | 0.00 | 0.00 | 0.00 | 0.00 | 0.00 | 0.00 |
| Education Fund | 1170049021 | DRIVERS ED | 0.00 | 0.00 | 0.00 | 0.00 | 0.00 | 0.00 | 0.00 |
| Education Fund | 1170054021 | DRIVERS ED EQUIPMENT | 0.00 | 0.00 | 0.00 | 0.00 | 0.00 | 0.00 | 0.00 |
| Education Fund | 1170054021 | DRIVERS ED EQUIPMENT | 0.00 | 0.00 | 0.00 | 0.00 | 0.00 | 0.00 | 0.00 |
| Education Fund | 1170055021 | DRIVERS ED VEHICLES | 0.00 | 0.00 | 0.00 | 0.00 | 0.00 | 0.00 | 0.00 |
| Education Fund | 1170064021 | DRIVERS ED | 0.00 | 0.00 | 0.00 | 0.00 | 0.00 | 0.00 | 0.00 |
| Education Fund | 1170064021 | DRIVERS ED | 0.00 | 0.00 | 0.00 | 0.00 | 0.00 | 0.00 | 0.00 |
| Education Fund | 11800110 | ELL INSTRUCTION | 0.00 | 0.00 | 0.00 | 0.00 | 0.00 | 0.00 | 0.00 |
| Education Fund | 11800211 | ELL TRS | 0.00 | 0.00 | 0.00 | 0.00 | 0.00 | 0.00 | 0.00 |
| Education Fund | 11900110 | MINOOKA ACADEMY DIR | 0.00 | 8,798.96 | 0.00 | 0.00 | -13,198.44 | 8,798.96 | 0.00 |
| Education Fund | 11900112 | MINOOKA ACADEMY AIDE | 0.00 | 2,857.56 | 0.00 | 0.00 | -4,286.35 | 2,857.56 | 131 0.00 |
| Education Fund | 11900211 | MINOOKA ACADEMY TRS | 0.00 | 1,056.12 | 0.00 | 0.00 | -1,584.18 | 1,056.12 | 0.00 |
| Education Fund | 11900222 | MINOOKA ACADEMY | 0.00 | 2,851.86 | 0.00 | 0.00 | -4,277.79 | 2,851.86 | 0.00 |
| Education Fund | | MINOOKA ACADEMY AIDE | 0.00 | 1,849.94 | 0.00 | 0.00 | -2,774.91 | 1,849.94 | 0.00 |
| Education Fund | | MINOOKA ACADEMY | 0.00 | 37.78 | 0.00 | 0.00 | -56.67 | 37.78 | 0.00 |
| Education Fund | 11900390 | MINOOKA ACADEMY PUR | 0.00 | 0.00 | 0.00 | 0.00 | 0.00 | 0.00 | 0.00 |
| Education Fund | 11900332 | MINOOKA ACADEMY | 0.00 | 0.00 | 0.00 | 0.00 | 0.00 | 0.00 | 0.00 |
| Education Fund | 11900410 | MINOOKA ACADEMY | 0.00 | 0.00 | 0.00 | 0.00 | 0.00 | 0.00 | 0.00 |
| Education Fund | 11900411 | MINOOKA ACADEMY COMP | 0.00 | 0.00 | 0.00 | 0.00 | 0.00 | 0.00 | 0.00 |
| Education Fund | 11900420 | MINOOKA ACADEMY | 0.00 | 0.00 | 0.00 | 0.00 | 0.00 | 0.00 | 0.00 |
| Education Fund | 11900540 | MINOOKA ACADEMY | 0.00 | 0.00 | 0.00 | 0.00 | 0.00 | 0.00 | 0.00 |
| Education Fund | 11900640 | MINOOKA ACADEMY | 0.00 | 0.00 | 0.00 | 0.00 | 0.00 | 0.00 | 0.00 |
| Education Fund | 11912670 | SPECIAL EDUCATION | 0.00 | 214,326.99 | 0.00 | 14,429.42 | -228,756.41 | 214,326.99 | 0.00 |
| Education Fund | 12100112 | ASST PRIN-LEARNING | 0.00 | 0.00 | 0.00 | 0.00 | 0.00 | 0.00 | 0.00 |

Expenditure Report

Fiscal Year: 2023-2024
Month: July

COUNTY OF GRUNDY SCHOOL DIST 111

| Fund Description | Account | Account Description | Revised Budget | MTD Activity | Encumbrance | Pending Activity | Available Funds | Year to Date Activity | Percent of Budget Used |
|------------------|-------------|--------------------------|----------------|--------------|-------------|------------------|-----------------|-----------------------|------------------------|
| Education Fund | 12100113 | MAIN OFFICE SECY | 0.00 | 2,847.32 | 0.00 | 0.00 | -4,270.95 | 2,847.32 | 0.00 |
| Education Fund | 12100110 | DIRECTOR STUDENT | 0.00 | 11,162.84 | 0.00 | 0.00 | -11,162.84 | 11,162.84 | 0.00 |
| Education Fund | 12100111 | DIR OF STUDENT SERV | 0.00 | 0.00 | 0.00 | 0.00 | 0.00 | 0.00 | 0.00 |
| Education Fund | 12100120 | SUMMER MAIN OFFICE | 0.00 | 0.00 | 0.00 | 0.00 | 0.00 | 0.00 | 0.00 |
| Education Fund | 12100211 | DIR OF STUDENT SERV | 0.00 | 0.00 | 0.00 | 0.00 | 0.00 | 0.00 | 0.00 |
| Education Fund | 121002111 | ASST PRIN-LEARNING TRS | 0.00 | 0.00 | 0.00 | 0.00 | 0.00 | 0.00 | 0.00 |
| Education Fund | 10-2100- | DIRECTOR STUDENT SERV | 0.00 | 1,367.78 | 0.00 | 0.00 | -1,367.78 | 1,367.78 | 0.00 |
| Education Fund | 10-2100- | DIRECTOR STUDENT | 0.00 | 0.00 | 0.00 | 0.00 | 0.00 | 0.00 | 0.00 |
| Education Fund | 12100222 | MAIN OFFICE GROUP INS | 0.00 | 0.00 | 0.00 | 0.00 | 0.00 | 0.00 | 0.00 |
| Education Fund | | RECEPTIONSIT GROUP | 0.00 | 852.74 | 0.00 | 0.00 | -1,279.11 | 852.74 | 0.00 |
| Education Fund | 12100223 | DIRECTOR STUDENT | 0.00 | 8.40 | 0.00 | 0.00 | -8.40 | 8.40 | 132 0.00 |
| Education Fund | | 10 E 2100 2230 00 300 | 0.00 | 0.00 | 0.00 | 0.00 | 0.00 | 0.00 | 0.00 |
| Education Fund | 12100300 | MAIN OFFICE PUR SERV | 0.00 | 0.00 | 0.00 | 0.00 | 0.00 | 0.00 | 0.00 |
| Education Fund | 12100390 | DIRECTOR STUDENT SERV | 0.00 | 0.00 | 0.00 | 0.00 | 0.00 | 0.00 | 0.00 |
| Education Fund | 12100400 | DIRECTOR STUDENT SERV | 0.00 | 0.00 | 0.00 | 0.00 | 0.00 | 0.00 | 0.00 |
| Education Fund | 12100410 | MAIN OFFICE SUPPLIES | 0.00 | 0.00 | 0.00 | 0.00 | 0.00 | 0.00 | 0.00 |
| Education Fund | 12100540 | MAIN OFFICE EQUIPMENT | 0.00 | 0.00 | 0.00 | 0.00 | 0.00 | 0.00 | 0.00 |
| Education Fund | 12100640 | CLINICS/WORKSHOPS | 0.00 | 0.00 | 0.00 | 0.00 | 0.00 | 0.00 | 0.00 |
| Education Fund | 12100641 | PROFESSIONAL DUES | 0.00 | 0.00 | 0.00 | 0.00 | 0.00 | 0.00 | 0.00 |
| Education Fund | 12100642 | DIR STUDENT SER | 0.00 | 0.00 | 0.00 | 0.00 | 0.00 | 0.00 | 0.00 |
| Education Fund | 12100643 | DIR STUDENT SERV | 0.00 | 0.00 | 0.00 | 0.00 | 0.00 | 0.00 | 0.00 |
| Education Fund | 12110100 | TITLE 1 SALARIES | 0.00 | 1,693.62 | 0.00 | 0.00 | -2,540.43 | 1,693.62 | 0.00 |
| Education Fund | 10-2110-211 | TITLE 1 SALARIES (IC) | 0.00 | 380.96 | 0.00 | 0.00 | -571.43 | 380.96 | 0.00 |
| Education Fund | 10-2110-222 | TITLE 1 SALARIES (BMF 2) | 0.00 | 1,104.58 | 0.00 | 0.00 | -1,656.75 | 1,104.58 | 0.00 |

Expenditure Report

Fiscal Year: 2023-2024
Month: July

COUNTY OF GRUNDY SCHOOL DIST 111

| Fund Description | Account | Account Description | Revised Budget | MTD Activity | Encumbrance | Pending Activity | Available Funds | Year to Date Activity | Percent of Budget Used |
|------------------|-----------|-----------------------|----------------|--------------|-------------|------------------|-----------------|-----------------------|------------------------|
| Education Fund | | TITLE I DENTAL INS | 0.00 | 15.40 | 0.00 | 0.00 | -23.10 | 15.40 | 0.00 |
| Education Fund | 12113110 | SOCIAL WORKER SALARY | 0.00 | 17,802.14 | 0.00 | 0.00 | -27,115.95 | 17,802.14 | 0.00 |
| Education Fund | 12113211 | SOCIAL WORKER TRS | 0.00 | 2,136.78 | 0.00 | 0.00 | -3,254.72 | 2,136.78 | 0.00 |
| Education Fund | 12113222 | SOCIAL WORKERS GROUP | 0.00 | 5,327.38 | 0.00 | 0.00 | -7,991.19 | 5,327.38 | 0.00 |
| Education Fund | | SOCIAL WORKER DENTAL | 0.00 | 97.94 | 0.00 | 0.00 | -146.91 | 97.94 | 0.00 |
| Education Fund | 12113390 | SOCIAL WORKER PUR | 0.00 | 0.00 | 0.00 | 0.00 | 0.00 | 0.00 | 0.00 |
| Education Fund | 121133902 | SOCIAL WOKER CONT | 0.00 | 0.00 | 0.00 | 0.00 | 0.00 | 0.00 | 0.00 |
| Education Fund | 12113332 | SOCIAL WORKER | 0.00 | 0.00 | 0.00 | 0.00 | 0.00 | 0.00 | 0.00 |
| Education Fund | 121133322 | SOCIAL WORKER | 0.00 | 0.00 | 0.00 | 0.00 | 0.00 | 0.00 | 0.00 |
| Education Fund | 12113410 | SOCIAL WORKER | 0.00 | 0.00 | 0.00 | 0.00 | 0.00 | 0.00 | 0.00 |
| Education Fund | 12113411 | SOCIAL WKR COMP TECH | 0.00 | 0.00 | 0.00 | 0.00 | 0.00 | 0.00 | 133 0.00 |
| Education Fund | 12113414 | SOCIAL WORKER TESTING | 0.00 | 0.00 | 0.00 | 0.00 | 0.00 | 0.00 | 0.00 |
| Education Fund | 121134102 | SOCIAL WORKER | 0.00 | 0.00 | 0.00 | 0.00 | 0.00 | 0.00 | 0.00 |
| Education Fund | 121134112 | SOC WKR COMP TECK | 0.00 | 0.00 | 0.00 | 0.00 | 0.00 | 0.00 | 0.00 |
| Education Fund | 121134142 | SOCIAL WORKER TESTING | 0.00 | 0.00 | 0.00 | 0.00 | 0.00 | 0.00 | 0.00 |
| Education Fund | 12113490 | SOC WORKER | 0.00 | 0.00 | 0.00 | 0.00 | 0.00 | 0.00 | 0.00 |
| Education Fund | 121134902 | SOCIAL WORKER | 0.00 | 0.00 | 0.00 | 0.00 | 0.00 | 0.00 | 0.00 |
| Education Fund | 12113640 | SOC WORKER | 0.00 | 0.00 | 0.00 | 0.00 | 0.00 | 0.00 | 0.00 |
| Education Fund | 121136402 | SOCIAL WORKER | 0.00 | 0.00 | 0.00 | 0.00 | 0.00 | 0.00 | 0.00 |
| Education Fund | 12120110 | GUIDANCE SALARY | 0.00 | 37,823.22 | 0.00 | 0.00 | -56,670.64 | 37,823.22 | 0.00 |
| Education Fund | | ESSER III - GUIDANCE | 0.00 | 3,797.16 | 0.00 | 0.00 | -5,695.82 | 3,797.16 | 0.00 |
| Education Fund | 12120211 | GUIDANCE TRS | 0.00 | 4,218.26 | 0.00 | 0.00 | -6,480.49 | 4,218.26 | 0.00 |
| Education Fund | | ESSER TRS | 0.00 | 854.08 | 0.00 | 0.00 | -1,281.14 | 854.08 | 0.00 |
| Education Fund | 12120222 | GUIDANCE GROUP INS | 0.00 | 10,873.42 | 0.00 | 0.00 | -16,310.13 | 10,873.42 | 0.00 |

Expenditure Report

Fiscal Year: 2023-2024
Month: July

COUNTY OF GRUNDY SCHOOL DIST 111

| Fund Description | Account | Account Description | Revised Budget | MTD Activity | Encumbrance | Pending Activity | Available Funds | Year to Date Activity | Percent of Budget Used |
|------------------|------------|-------------------------|----------------|--------------|-------------|------------------|-----------------|-----------------------|------------------------|
| Education Fund | | ESSER MEDICAL INS | 0.00 | 866.00 | 0.00 | 0.00 | -1,299.00 | 866.00 | 0.00 |
| Education Fund | | GUIDANCE DENTAL INS | 0.00 | 226.68 | 0.00 | 0.00 | -340.02 | 226.68 | 0.00 |
| Education Fund | | ESSER DENTAL INS | 0.00 | 37.78 | 0.00 | 0.00 | -56.67 | 37.78 | 0.00 |
| Education Fund | 12120314 | GUIDANCE PUR SERV | 0.00 | 0.00 | 0.00 | 0.00 | 0.00 | 0.00 | 0.00 |
| Education Fund | 12120415 | A.P. TESTING SERVICES | 0.00 | 0.00 | 0.00 | 0.00 | 0.00 | 0.00 | 0.00 |
| Education Fund | 121203142 | GUIDANCE CONT SERV S | 0.00 | 0.00 | 0.00 | 0.00 | 0.00 | 0.00 | 0.00 |
| Education Fund | 121204152 | A.P. TESTING SERVICES S | 0.00 | 0.00 | 0.00 | 0.00 | 0.00 | 0.00 | 0.00 |
| Education Fund | 12120411 | GUIDANCE COMP TECH | 0.00 | 0.00 | 0.00 | 0.00 | 0.00 | 0.00 | 0.00 |
| Education Fund | 12120412 | GUIDANCE SUPPLIES | 0.00 | 0.00 | 0.00 | 0.00 | 0.00 | 0.00 | 0.00 |
| Education Fund | 12120414 | GUIDANCE TESTING | 0.00 | 0.00 | 0.00 | 0.00 | 0.00 | 0.00 | 0.00 |
| Education Fund | 1212041030 | ALC SUPPLIES & S/W | 0.00 | 0.00 | 0.00 | 0.00 | 0.00 | 0.00 | 134 0.00 |
| Education Fund | 121204112 | GUIDANCE COMP TECH | 0.00 | 0.00 | 0.00 | 0.00 | 0.00 | 0.00 | 0.00 |
| Education Fund | 121204122 | GUIDANCE SUPPLIES S | 0.00 | 0.00 | 0.00 | 0.00 | 0.00 | 0.00 | 0.00 |
| Education Fund | 121204142 | GUIDANCE TESTING S | 0.00 | 0.00 | 0.00 | 0.00 | 0.00 | 0.00 | 0.00 |
| Education Fund | 12120420 | GUIDANCE REF BOOKS | 0.00 | 0.00 | 0.00 | 0.00 | 0.00 | 0.00 | 0.00 |
| Education Fund | 121204202 | GUIDANCE REFERENCE | 0.00 | 0.00 | 0.00 | 0.00 | 0.00 | 0.00 | 0.00 |
| Education Fund | 12120540 | GUIDANCE EQUIPMENT | 0.00 | 0.00 | 0.00 | 0.00 | 0.00 | 0.00 | 0.00 |
| Education Fund | 121205402 | GUIDANCE EQUIPMENT S | 0.00 | 0.00 | 0.00 | 0.00 | 0.00 | 0.00 | 0.00 |
| Education Fund | 12120640 | GUIDANCE DUES | 0.00 | 0.00 | 0.00 | 0.00 | 0.00 | 0.00 | 0.00 |
| Education Fund | 12120641 | GUIDANCE | 0.00 | 0.00 | 0.00 | 0.00 | 0.00 | 0.00 | 0.00 |
| Education Fund | 121206402 | GUIDANCE DUES/FEES/LIT | 0.00 | 0.00 | 0.00 | 0.00 | 0.00 | 0.00 | 0.00 |
| Education Fund | 121206412 | GUIDANCE | 0.00 | 0.00 | 0.00 | 0.00 | 0.00 | 0.00 | 0.00 |
| Education Fund | 12125110 | REGISTRAR SALARY | 0.00 | 3,794.38 | 0.00 | 0.00 | -3,794.38 | 3,794.38 | 0.00 |
| Education Fund | 12125111 | ACADEMIC RESOURCE | 0.00 | 3,805.58 | 0.00 | 0.00 | -5,708.40 | 3,805.58 | 0.00 |

Expenditure Report

Fiscal Year: 2023-2024
Month: July

COUNTY OF GRUNDY SCHOOL DIST 111

| Fund Description | Account | Account Description | Revised Budget | MTD Activity | Encumbrance | Pending Activity | Available Funds | Year to Date Activity | Percent of Budget Used |
|------------------|-----------|------------------------|----------------|--------------|-------------|------------------|-----------------|-----------------------|------------------------|
| Education Fund | 12125112 | ASST. REGISTRAR | 0.00 | 2,894.12 | 0.00 | 0.00 | -2,894.12 | 2,894.12 | 0.00 |
| Education Fund | 12125211 | CAREER CENTER TRS | 0.00 | 0.00 | 0.00 | 0.00 | 0.00 | 0.00 | 0.00 |
| Education Fund | 12125222 | REGISTRAR GROUP INS | 0.00 | 2,709.90 | 0.00 | 0.00 | -2,709.90 | 2,709.90 | 0.00 |
| Education Fund | 12125223 | CAREER CTR GROUP INS | 0.00 | 2,696.64 | 0.00 | 0.00 | -4,044.96 | 2,696.64 | 0.00 |
| Education Fund | 10-2125- | ASST. REGISTRAR (BMF) | 0.00 | 2,709.90 | 0.00 | 0.00 | -2,709.90 | 2,709.90 | 0.00 |
| Education Fund | | REGISTRAR DENTAL INS | 0.00 | 37.78 | 0.00 | 0.00 | -37.78 | 37.78 | 0.00 |
| Education Fund | | 10 E 2125 2230 00 300 | 0.00 | 0.00 | 0.00 | 0.00 | 0.00 | 0.00 | 0.00 |
| Education Fund | | ASST. REGISTRAR DENTAL | 0.00 | 37.78 | 0.00 | 0.00 | -37.78 | 37.78 | 0.00 |
| Education Fund | 12125300 | REGISTRAR PUR SERV | 0.00 | 0.00 | 0.00 | 0.00 | 0.00 | 0.00 | 0.00 |
| Education Fund | 12125390 | CAREER CTR PUR SERV | 0.00 | 0.00 | 0.00 | 0.00 | 0.00 | 0.00 | 0.00 |
| Education Fund | 121253002 | REGISTRAR CONT SERV S | 0.00 | 2,176.50 | 0.00 | 0.00 | -2,176.50 | 2,176.50 | 135 0.00 |
| Education Fund | 121253902 | CAREER CTR CONT SERV | 0.00 | 0.00 | 0.00 | 0.00 | 0.00 | 0.00 | 0.00 |
| Education Fund | 12125323 | CAREER CTR | 0.00 | 0.00 | 0.00 | 0.00 | 0.00 | 0.00 | 0.00 |
| Education Fund | 12125324 | REGISTRAR REPAIR/MAINT | 0.00 | 0.00 | 0.00 | 0.00 | 0.00 | 0.00 | 0.00 |
| Education Fund | 121253232 | CAREER CTR | 0.00 | 0.00 | 0.00 | 0.00 | 0.00 | 0.00 | 0.00 |
| Education Fund | 121253242 | REGISTRAR REPAIR/MAINT | 0.00 | 0.00 | 0.00 | 0.00 | 0.00 | 0.00 | 0.00 |
| Education Fund | 12125410 | CAREER CENTER | 0.00 | 0.00 | 0.00 | 0.00 | 0.00 | 0.00 | 0.00 |
| Education Fund | 121254101 | CAREER CENTER COMP | 0.00 | 0.00 | 0.00 | 0.00 | 0.00 | 0.00 | 0.00 |
| Education Fund | 12125411 | REGISTRAR SUPPLIES | 0.00 | 0.00 | 0.00 | 0.00 | 0.00 | 0.00 | 0.00 |
| Education Fund | 12125412 | REGISTRAR COMP TECH | 0.00 | 0.00 | 0.00 | 0.00 | 0.00 | 0.00 | 0.00 |
| Education Fund | 121254102 | CAREER CTR SUPPLIES S | 0.00 | 0.00 | 0.00 | 0.00 | 0.00 | 0.00 | 0.00 |
| Education Fund | 121254112 | REGISTRAR SUPPLIES S | 0.00 | 0.00 | 0.00 | 0.00 | 0.00 | 0.00 | 0.00 |
| Education Fund | 121254122 | REGISTRAR COMP TECH | 0.00 | 0.00 | 0.00 | 0.00 | 0.00 | 0.00 | 0.00 |
| Education Fund | 12125540 | CAREER CTR EQUIPMENT | 0.00 | 0.00 | 0.00 | 0.00 | 0.00 | 0.00 | 0.00 |

Expenditure Report

Fiscal Year: 2023-2024
Month: July

COUNTY OF GRUNDY SCHOOL DIST 111

| Fund Description | Account | Account Description | Revised Budget | MTD Activity | Encumbrance | Pending Activity | Available Funds | Year to Date Activity | Percent of Budget Used |
|------------------|-----------|------------------------|----------------|--------------|-------------|------------------|-----------------|-----------------------|------------------------|
| Education Fund | 12125541 | REGISTRAR EQUIPMENT | 0.00 | 0.00 | 0.00 | 0.00 | 0.00 | 0.00 | 0.00 |
| Education Fund | 121255402 | CAREER CTR EQUIPMENT | 0.00 | 0.00 | 0.00 | 0.00 | 0.00 | 0.00 | 0.00 |
| Education Fund | 121255412 | REGISTRAR EQUIPMENT S | 0.00 | 0.00 | 0.00 | 0.00 | 0.00 | 0.00 | 0.00 |
| Education Fund | | ARP - IDEA NURSE | 0.00 | 0.00 | 0.00 | 0.00 | 0.00 | 0.00 | 0.00 |
| Education Fund | 12134110 | NURSE SALARY | 0.00 | 4,080.78 | 0.00 | 0.00 | -6,121.11 | 4,080.78 | 0.00 |
| Education Fund | 12134111 | NURSE SALARY S.C. | 0.00 | 5,777.26 | 0.00 | 0.00 | -8,665.75 | 5,777.26 | 0.00 |
| Education Fund | 12134211 | NURSE TRS | 0.00 | 0.00 | 0.00 | 0.00 | 0.00 | 0.00 | 0.00 |
| Education Fund | 10-2134- | NURSE SALARY S.C. (IC) | 0.00 | 0.00 | 0.00 | 0.00 | 0.00 | 0.00 | 0.00 |
| Education Fund | 12134222 | NURSE GROUP INS | 0.00 | 4.20 | 0.00 | 0.00 | -6.30 | 4.20 | 0.00 |
| Education Fund | 10-2134- | NURSE SALARY S.C. | 0.00 | 4.00 | 0.00 | 0.00 | -6.00 | 4.00 | 0.00 |
| Education Fund | 12134300 | NURSE PUR SERV | 0.00 | 0.00 | 0.00 | 0.00 | 0.00 | 0.00 | 136 0.00 |
| Education Fund | 121343002 | NURSE CONT SERV S | 0.00 | 0.00 | 0.00 | 0.00 | 0.00 | 0.00 | 0.00 |
| Education Fund | 12134323 | NURSE REPAIR/MAINT | 0.00 | 0.00 | 0.00 | 0.00 | 0.00 | 0.00 | 0.00 |
| Education Fund | 121343232 | NURSE REPAIR/MAINT S | 0.00 | 0.00 | 0.00 | 0.00 | 0.00 | 0.00 | 0.00 |
| Education Fund | 12134410 | NURSE SUPPLIES | 0.00 | 0.00 | 0.00 | 0.00 | 0.00 | 0.00 | 0.00 |
| Education Fund | 12134411 | NURSES SUPPLIES-BBP | 0.00 | 0.00 | 0.00 | 0.00 | 0.00 | 0.00 | 0.00 |
| Education Fund | 12134412 | NURSE COMP TECH | 0.00 | 0.00 | 0.00 | 0.00 | 0.00 | 0.00 | 0.00 |
| Education Fund | 121344102 | NURSE SUPPLIES S | 0.00 | 0.00 | 0.00 | 0.00 | 0.00 | 0.00 | 0.00 |
| Education Fund | 121344112 | NURSES SUPPLIES-BBP S | 0.00 | 0.00 | 0.00 | 0.00 | 0.00 | 0.00 | 0.00 |
| Education Fund | 121344122 | NURSE COMP TECH | 0.00 | 0.00 | 0.00 | 0.00 | 0.00 | 0.00 | 0.00 |
| Education Fund | 12134420 | RN REFERENCE BOOKS | 0.00 | 0.00 | 0.00 | 0.00 | 0.00 | 0.00 | 0.00 |
| Education Fund | 121344202 | NURSE REFERENCE | 0.00 | 0.00 | 0.00 | 0.00 | 0.00 | 0.00 | 0.00 |
| Education Fund | 12134540 | NURSE EQUIPMENT | 0.00 | 0.00 | 0.00 | 0.00 | 0.00 | 0.00 | 0.00 |
| Education Fund | 121345402 | NURSE EQUIPMENT S | 0.00 | 0.00 | 0.00 | 0.00 | 0.00 | 0.00 | 0.00 |

Expenditure Report

Fiscal Year: 2023-2024
Month: July

COUNTY OF GRUNDY SCHOOL DIST 111

| Fund Description | Account | Account Description | Revised Budget | MTD Activity | Encumbrance | Pending Activity | Available Funds | Year to Date Activity | Percent of Budget Used |
|------------------|-------------|--------------------------|----------------|--------------|-------------|------------------|-----------------|-----------------------|------------------------|
| Education Fund | 12140110 | PSYCHOLOGIST SALARY | 0.00 | 13,166.50 | 0.00 | 0.00 | -19,550.15 | 13,166.50 | 0.00 |
| Education Fund | 10-2140-211 | PSYCHOLOGIST TRS | 0.00 | 1,580.37 | 0.00 | 0.00 | -2,346.60 | 1,580.37 | 0.00 |
| Education Fund | 12140222 | PSYCHOLOGIST | 0.00 | 8.40 | 0.00 | 0.00 | -12.60 | 8.40 | 0.00 |
| Education Fund | 12140400 | PSYCHOLOGIST SUPPLIES | 0.00 | 0.00 | 0.00 | 0.00 | 0.00 | 0.00 | 0.00 |
| Education Fund | 12142300 | PSYCHOLOGICAL | 0.00 | 0.00 | 0.00 | 0.00 | 0.00 | 0.00 | 0.00 |
| Education Fund | 10-2190- | CSBO SALARY (BIMRF) | 0.00 | 0.00 | 0.00 | 0.00 | 0.00 | 0.00 | 0.00 |
| Education Fund | | TITLE II SALARIES | 0.00 | 0.00 | 0.00 | 0.00 | 0.00 | 0.00 | 0.00 |
| Education Fund | 12210110 | DIRECTOR C/I SALARY | 0.00 | 10,833.34 | 0.00 | 0.00 | -10,833.34 | 10,833.34 | 0.00 |
| Education Fund | 12210112 | PROF. DEVELOPMENT | 0.00 | 0.00 | 0.00 | 0.00 | 0.00 | 0.00 | 0.00 |
| Education Fund | 12210113 | SPECIAL ED TEACHERS - | 0.00 | 0.00 | 0.00 | 0.00 | 0.00 | 0.00 | 0.00 |
| Education Fund | 122101173 | Title II Salaries | 0.00 | 171.60 | 0.00 | 0.00 | -171.60 | 171.60 | 137 0.00 |
| Education Fund | 12210111 | DIR C/I SEC. SALARY | 0.00 | 2,796.62 | 0.00 | 0.00 | -2,796.62 | 2,796.62 | 0.00 |
| Education Fund | | TITLE II TRS | 0.00 | 0.00 | 0.00 | 0.00 | 0.00 | 0.00 | 0.00 |
| Education Fund | 10-2210- | DIRECTOR C/I SALARY (BT) | 0.00 | 1,327.38 | 0.00 | 0.00 | -1,327.38 | 1,327.38 | 0.00 |
| Education Fund | 12210211 | DIR OF C/I TRS | 0.00 | 0.00 | 0.00 | 0.00 | 0.00 | 0.00 | 0.00 |
| Education Fund | | 10 E 2210 2110 00 300 | 0.00 | 38.59 | 0.00 | 0.00 | -38.59 | 38.59 | 0.00 |
| Education Fund | 10-2210- | DIRECTOR C/I SALARY | 0.00 | 0.00 | 0.00 | 0.00 | 0.00 | 0.00 | 0.00 |
| Education Fund | 12210222 | DIRECTOR C/I INS | 0.00 | 2,727.02 | 0.00 | 0.00 | -2,727.02 | 2,727.02 | 0.00 |
| Education Fund | | 10 E 2210 2220 00 300 | 0.00 | 0.00 | 0.00 | 0.00 | 0.00 | 0.00 | 0.00 |
| Education Fund | 12210223 | DIR C/I SEC INSURANCE | 0.00 | 2,709.90 | 0.00 | 0.00 | -2,709.90 | 2,709.90 | 0.00 |
| Education Fund | | DIRECTOR C/I DENTAL INS | 0.00 | 120.54 | 0.00 | 0.00 | -120.54 | 120.54 | 0.00 |
| Education Fund | | 10 E 2210 2230 00 300 | 0.00 | 0.00 | 0.00 | 0.00 | 0.00 | 0.00 | 0.00 |
| Education Fund | | DIR C/I SEC DENTAL INS | 0.00 | 37.78 | 0.00 | 0.00 | -37.78 | 37.78 | 0.00 |
| Education Fund | 12210305 | TITLE II PURCHASE | 0.00 | 0.00 | 0.00 | 0.00 | 0.00 | 0.00 | 0.00 |

Expenditure Report

Fiscal Year: 2023-2024
Month: July

COUNTY OF GRUNDY SCHOOL DIST 111

| Fund Description | Account | Account Description | Revised Budget | MTD Activity | Encumbrance | Pending Activity | Available Funds | Year to Date Activity | Percent of Budget Used |
|------------------|------------|------------------------|----------------|--------------|-------------|------------------|-----------------|-----------------------|------------------------|
| Education Fund | 12200303 | IDEA PART B SP ED PROF | 0.00 | 0.00 | 0.00 | 0.00 | 0.00 | 0.00 | 0.00 |
| Education Fund | 12200304 | IDEA PART B SP ED PROF | 0.00 | 0.00 | 0.00 | 0.00 | 0.00 | 0.00 | 0.00 |
| Education Fund | 12210300 | IDEA PART B SP ED PROF | 0.00 | 0.00 | 0.00 | 0.00 | 0.00 | 0.00 | 0.00 |
| Education Fund | 12210302 | IDEA PART B SP ED PROF | 0.00 | 0.00 | 0.00 | 0.00 | 0.00 | 0.00 | 0.00 |
| Education Fund | 12210303 | IDEA PART B SP ED PROF | 0.00 | 0.00 | 0.00 | 0.00 | 0.00 | 0.00 | 0.00 |
| Education Fund | 12210304 | IDEA PART B SP ED PROF | 0.00 | 0.00 | 0.00 | 0.00 | 0.00 | 0.00 | 0.00 |
| Education Fund | 12210306 | TESTING SERVICE | 0.00 | 0.00 | 6,000.00 | 0.00 | -6,000.00 | 0.00 | 0.00 |
| Education Fund | 12210390 | DIRECTOR C/I PURCHASE | 0.00 | 0.00 | 0.00 | 0.00 | 0.00 | 0.00 | 0.00 |
| Education Fund | 1221031005 | PROF DEVEL ENGLISH | 0.00 | 0.00 | 0.00 | 0.00 | 0.00 | 0.00 | 0.00 |
| Education Fund | 1221031106 | PROF DEVEL WORLD | 0.00 | 410.00 | 0.00 | 0.00 | -410.00 | 410.00 | 0.00 |
| Education Fund | 1221031210 | PROF DEVEL CTE | 0.00 | 0.00 | 0.00 | 0.00 | 0.00 | 0.00 | 138 0.00 |
| Education Fund | 1221030811 | PROF DELEV MATH | 0.00 | 0.00 | 0.00 | 0.00 | 0.00 | 0.00 | 0.00 |
| Education Fund | 1221030913 | PROF DEVEL SCIENCE | 0.00 | 0.00 | 0.00 | 0.00 | 0.00 | 0.00 | 0.00 |
| Education Fund | 1221031315 | PROF DEVEL SOCIAL | 0.00 | 0.00 | 0.00 | 0.00 | 0.00 | 0.00 | 0.00 |
| Education Fund | 1221030750 | PROF DEVEL | 0.00 | 0.00 | 0.00 | 0.00 | 0.00 | 0.00 | 0.00 |
| Education Fund | 12210301 | PROF. DEVELOPMENT | 0.00 | 100.00 | 0.00 | 0.00 | -100.00 | 100.00 | 0.00 |
| Education Fund | 12210401 | SPECIAL ED GRANT | 0.00 | 0.00 | 0.00 | 0.00 | 0.00 | 0.00 | 0.00 |
| Education Fund | 12210400 | DIRECTOR C/I SUPPLIES | 0.00 | 0.00 | 31.58 | 0.00 | -31.58 | 0.00 | 0.00 |
| Education Fund | 12210402 | TITLE II SUPPLIES | 0.00 | 2,646.40 | 1,299.50 | 0.00 | -3,945.90 | 2,646.40 | 0.00 |
| Education Fund | 12210640 | DIRECTOR C/I | 0.00 | 0.00 | 0.00 | 0.00 | 0.00 | 0.00 | 0.00 |
| Education Fund | 12210642 | DIRECTOR C/I | 0.00 | 0.00 | 0.00 | 0.00 | 0.00 | 0.00 | 0.00 |
| Education Fund | 12212211 | CURR DEVLOP/LEARN | 0.00 | 0.00 | 0.00 | 0.00 | 0.00 | 0.00 | 0.00 |
| Education Fund | 12213211 | TYPE 75 TRS | 0.00 | 0.00 | 0.00 | 0.00 | 0.00 | 0.00 | 0.00 |
| Education Fund | 12220400 | LIBRARY CHAPTER II | 0.00 | 0.00 | 0.00 | 0.00 | 0.00 | 0.00 | 0.00 |

Expenditure Report

Fiscal Year: 2023-2024
Month: July

COUNTY OF GRUNDY SCHOOL DIST 111

| Fund Description | Account | Account Description | Revised Budget | MTD Activity | Encumbrance | Pending Activity | Available Funds | Year to Date Activity | Percent of Budget Used |
|------------------|-----------|------------------------|----------------|--------------|-------------|------------------|-----------------|-----------------------|------------------------|
| Education Fund | 12222110 | CYBRARY AIDE SALARY | 0.00 | 4,489.10 | 0.00 | 0.00 | -6,733.65 | 4,489.10 | 0.00 |
| Education Fund | 12222111 | LIBRARY SALARY | 0.00 | 5,556.66 | 0.00 | 0.00 | -7,763.07 | 5,556.66 | 0.00 |
| Education Fund | 12222112 | CYBRARY AIDE SALARY S. | 0.00 | 2,305.60 | 0.00 | 0.00 | -3,458.40 | 2,305.60 | 0.00 |
| Education Fund | 12222211 | LIBRARY TRS | 0.00 | 0.00 | 0.00 | 0.00 | 0.00 | 0.00 | 0.00 |
| Education Fund | | LIBRARY TRS | 0.00 | 666.97 | 0.00 | 0.00 | -931.81 | 666.97 | 0.00 |
| Education Fund | 122222112 | LIB ASST TRS S.C. | 0.00 | 0.00 | 0.00 | 0.00 | 0.00 | 0.00 | 0.00 |
| Education Fund | 12222222 | LIBRARY AIDE GROUP INS | 0.00 | 3,549.38 | 0.00 | 0.00 | -5,324.07 | 3,549.38 | 0.00 |
| Education Fund | | LIBRARY GROUP INS | 0.00 | 866.00 | 0.00 | 0.00 | -1,299.00 | 866.00 | 0.00 |
| Education Fund | 10-2222- | LIB ASST SALARY S.C. | 0.00 | 2,696.64 | 0.00 | 0.00 | -4,044.96 | 2,696.64 | 0.00 |
| Education Fund | | LIBRARY DENT INS | 0.00 | 37.78 | 0.00 | 0.00 | -56.67 | 37.78 | 0.00 |
| Education Fund | 12222300 | LIBRARY CONTRACT SERV | 0.00 | 0.00 | 0.00 | 0.00 | 0.00 | 0.00 | 139 0.00 |
| Education Fund | 122223002 | LIBRARY CONT SERV S.C. | 0.00 | 0.00 | 0.00 | 0.00 | 0.00 | 0.00 | 0.00 |
| Education Fund | 12222410 | LIBRARY SUPPLIES | 0.00 | 0.00 | 0.00 | 0.00 | 0.00 | 0.00 | 0.00 |
| Education Fund | 12222411 | LIBRARY COMP TECH | 0.00 | 0.00 | 0.00 | 0.00 | 0.00 | 0.00 | 0.00 |
| Education Fund | 122224102 | LIBRARY SUPPLIES S.C. | 0.00 | 0.00 | 0.00 | 0.00 | 0.00 | 0.00 | 0.00 |
| Education Fund | 122224112 | LIBRARY COMP TECH | 0.00 | 0.00 | 0.00 | 0.00 | 0.00 | 0.00 | 0.00 |
| Education Fund | 12222430 | LIBRARY BOOKS | 0.00 | 23.98 | 399.71 | 0.00 | -423.69 | 23.98 | 0.00 |
| Education Fund | 12222431 | PER CAPITA GRANT | 0.00 | 0.00 | 0.00 | 0.00 | 0.00 | 0.00 | 0.00 |
| Education Fund | 122224302 | LIBRARY BOOKS S.C. | 0.00 | 0.00 | 0.00 | 0.00 | 0.00 | 0.00 | 0.00 |
| Education Fund | 12222440 | LIBRARY PERIODICALS | 0.00 | 11,929.54 | 7,509.97 | 0.00 | -19,439.51 | 11,929.54 | 0.00 |
| Education Fund | 122224402 | LIBRARY PERIODICALS S. | 0.00 | 0.00 | 0.00 | 0.00 | 0.00 | 0.00 | 0.00 |
| Education Fund | 12222540 | LIBRARY EQUIPMENT | 0.00 | 0.00 | 0.00 | 0.00 | 0.00 | 0.00 | 0.00 |
| Education Fund | 122225402 | LIBRARY EQUIPMENT S.C. | 0.00 | 0.00 | 0.00 | 0.00 | 0.00 | 0.00 | 0.00 |
| Education Fund | 12222640 | LIBRARY DUES/FEES/LIT | 0.00 | 0.00 | 0.00 | 0.00 | 0.00 | 0.00 | 0.00 |

Expenditure Report

Fiscal Year: 2023-2024
Month: July

COUNTY OF GRUNDY SCHOOL DIST 111

| Fund Description | Account | Account Description | Revised Budget | MTD Activity | Encumbrance | Pending Activity | Available Funds | Year to Date Activity | Percent of Budget Used |
|------------------|----------|-------------------------|----------------|--------------|-------------|------------------|-----------------|-----------------------|------------------------|
| Education Fund | 12226402 | LIBRARY DUES/FEES/LIT S | 0.00 | 0.00 | 0.00 | 0.00 | 0.00 | 0.00 | 0.00 |
| Education Fund | 12225110 | TECH COORD SALARY | 0.00 | 8,052.72 | 0.00 | 0.00 | -8,052.72 | 8,052.72 | 0.00 |
| Education Fund | 12225111 | TECH ASST SALARY | 0.00 | 6,070.14 | 0.00 | 0.00 | -6,070.14 | 6,070.14 | 0.00 |
| Education Fund | 12225112 | TECH/CYBRARY AIDE | 0.00 | 0.00 | 0.00 | 0.00 | 0.00 | 0.00 | 0.00 |
| Education Fund | 12225113 | TECH ASST SALARY S.C. | 0.00 | 5,517.06 | 0.00 | 0.00 | -6,631.20 | 5,517.06 | 0.00 |
| Education Fund | 12225120 | SUMMER TECH HELPERS | 0.00 | 5,551.00 | 0.00 | 0.00 | -5,551.00 | 5,551.00 | 0.00 |
| Education Fund | 12225211 | TECH/CYBRARY AIDE TRS | 0.00 | 170.10 | 0.00 | 0.00 | -170.10 | 170.10 | 0.00 |
| Education Fund | 10-2225- | TECH ASST SALARY S.C. | 0.00 | 0.00 | 0.00 | 0.00 | 0.00 | 0.00 | 0.00 |
| Education Fund | 12225222 | TECHNOLOGY GROUP INS | 0.00 | 2,851.86 | 0.00 | 0.00 | -2,851.86 | 2,851.86 | 0.00 |
| Education Fund | | TECH ASST GROUP INS | 0.00 | 2,851.86 | 0.00 | 0.00 | -2,851.86 | 2,851.86 | 0.00 |
| Education Fund | | TECH COORD GROUP INS | 0.00 | 1,790.98 | 0.00 | 0.00 | -2,223.98 | 1,790.98 | 140 0.00 |
| Education Fund | | TECH COORD DENTAL INS | 0.00 | 37.78 | 0.00 | 0.00 | -37.78 | 37.78 | 0.00 |
| Education Fund | | TECH ASST DENTAL INS | 0.00 | 37.78 | 0.00 | 0.00 | -37.78 | 37.78 | 0.00 |
| Education Fund | | TECH/HR DENTAL INS | 0.00 | 56.68 | 0.00 | 0.00 | -75.57 | 56.68 | 0.00 |
| Education Fund | 12225300 | COMPUTER CONTRACT | 0.00 | 0.00 | 5,375.00 | 0.00 | -5,375.00 | 0.00 | 0.00 |
| Education Fund | 12225301 | INTERNET SERVICE | 0.00 | 5,112.42 | 0.00 | 101.90 | -5,214.32 | 5,112.42 | 0.00 |
| Education Fund | 12225390 | CLOSING THE GAP | 0.00 | 0.00 | 0.00 | 0.00 | 0.00 | 0.00 | 0.00 |
| Education Fund | 12225393 | POWER SCHOOL TECH | 0.00 | 14,616.25 | 0.00 | 0.00 | -14,616.25 | 14,616.25 | 0.00 |
| Education Fund | 12225400 | COMPUTER RESALE | 0.00 | 0.00 | 0.00 | 0.00 | 0.00 | 0.00 | 0.00 |
| Education Fund | 12225410 | COMPUTER SUPPLIES | 0.00 | 232.18 | 2,009.37 | 0.00 | -2,241.55 | 232.18 | 0.00 |
| Education Fund | 12225411 | COMPUTER COMP TECH | 0.00 | 0.00 | 0.00 | 0.00 | 0.00 | 0.00 | 0.00 |
| Education Fund | 12225420 | COMPUTER TEXTBOOKS | 0.00 | 0.00 | 0.00 | 0.00 | 0.00 | 0.00 | 0.00 |
| Education Fund | 12225490 | COMPUTER SOFTWARE | 0.00 | 62,707.69 | 31,985.21 | 0.00 | -94,692.90 | 62,707.69 | 0.00 |
| Education Fund | 12225540 | COMPUTER EQUIPMENT | 0.00 | 56,870.60 | 0.00 | 0.00 | -56,870.60 | 56,870.60 | 0.00 |

Expenditure Report

Fiscal Year: 2023-2024
Month: July

COUNTY OF GRUNDY SCHOOL DIST 111

| Fund Description | Account | Account Description | Revised Budget | MTD Activity | Encumbrance | Pending Activity | Available Funds | Year to Date Activity | Percent of Budget Used |
|------------------|-------------|------------------------|----------------|--------------|-------------|------------------|-----------------|-----------------------|------------------------|
| Education Fund | 12225541 | TECH COMPUTER LEASE | 0.00 | 273,518.42 | 0.00 | 79,443.07 | -352,961.49 | 273,518.42 | 0.00 |
| Education Fund | 12225542 | COMPUTER LEASE | 0.00 | 0.00 | 0.00 | 0.00 | 0.00 | 0.00 | 0.00 |
| Education Fund | 12225543 | POWER SCHOOL | 0.00 | 0.00 | 0.00 | 0.00 | 0.00 | 0.00 | 0.00 |
| Education Fund | 12225640 | COMPUTER DUES & | 0.00 | 0.00 | 0.00 | 0.00 | 0.00 | 0.00 | 0.00 |
| Education Fund | 12225710 | COMPUTERS - NON | 0.00 | 0.00 | 0.00 | 0.00 | 0.00 | 0.00 | 0.00 |
| Education Fund | | DIST 111 GROUP DENTAL | 0.00 | 0.00 | 0.00 | 0.00 | 0.00 | 0.00 | 0.00 |
| Education Fund | 12230300 | TITLE 1 PURCHASE | 0.00 | 0.00 | 0.00 | 0.00 | 0.00 | 0.00 | 0.00 |
| Education Fund | 12230400 | IDEA SUPPLIES SOC | 0.00 | 375.00 | 0.00 | 0.00 | -375.00 | 375.00 | 0.00 |
| Education Fund | 12300100 | TITLE 1 DIRECTOR | 0.00 | 0.00 | 0.00 | 0.00 | 0.00 | 0.00 | 0.00 |
| Education Fund | 12300120 | TEST PROCTOR | 0.00 | 0.00 | 0.00 | 0.00 | 0.00 | 0.00 | 0.00 |
| Education Fund | 10-2300-211 | TEST PROCTOR (BT) | 0.00 | 0.00 | 0.00 | 0.00 | 0.00 | 0.00 | 141 0.00 |
| Education Fund | 10-2300-222 | TEST PROCTOR (BME | 0.00 | 0.00 | 0.00 | 0.00 | 0.00 | 0.00 | 0.00 |
| Education Fund | 12300500 | IDEA GRANT DIR STUDENT | 0.00 | 0.00 | 0.00 | 0.00 | 0.00 | 0.00 | 0.00 |
| Education Fund | 12310200 | BOARD OF ED-OTHER | 0.00 | 0.00 | 0.00 | 0.00 | 0.00 | 0.00 | 0.00 |
| Education Fund | 12310211 | BOARD OF ED TRS | 0.00 | 0.00 | 0.00 | 0.00 | 0.00 | 0.00 | 0.00 |
| Education Fund | 12310222 | COBRA INSURANCE | 0.00 | 0.00 | 0.00 | 0.00 | 0.00 | 0.00 | 0.00 |
| Education Fund | 12310301 | FORMER EMPLOYEE | 0.00 | 0.00 | 0.00 | 0.00 | 0.00 | 0.00 | 0.00 |
| Education Fund | 12310300 | BOARD OF ED PUR SERV | 0.00 | 1,112.50 | 0.00 | 0.00 | -1,112.50 | 1,112.50 | 0.00 |
| Education Fund | 12310302 | COBRA INSURANCE | 0.00 | 0.00 | 0.00 | 0.00 | 0.00 | 0.00 | 0.00 |
| Education Fund | 12310310 | ARCHITECT FEES | 0.00 | 0.00 | 0.00 | 0.00 | 0.00 | 0.00 | 0.00 |
| Education Fund | 12310311 | HEARING OFFICER PUR | 0.00 | 0.00 | 0.00 | 0.00 | 0.00 | 0.00 | 0.00 |
| Education Fund | 12310316 | TREES ADMIN | 0.00 | 0.00 | 0.00 | 0.00 | 0.00 | 0.00 | 0.00 |
| Education Fund | 12310314 | REVTRAK CREDIT CARD | 0.00 | 1,173.77 | 0.00 | 0.00 | -1,173.77 | 1,173.77 | 0.00 |
| Education Fund | 12310317 | AUDIT SERVICES | 0.00 | 0.00 | 0.00 | 0.00 | 0.00 | 0.00 | 0.00 |

Expenditure Report

Fiscal Year: 2023-2024
Month: July

COUNTY OF GRUNDY SCHOOL DIST 111

| Fund Description | Account | Account Description | Revised Budget | MTD Activity | Encumbrance | Pending Activity | Available Funds | Year to Date Activity | Percent of Budget Used |
|------------------|----------|-------------------------|----------------|--------------|-------------|------------------|-----------------|-----------------------|------------------------|
| Education Fund | 12310315 | ASSESSMENT APPEALS | 0.00 | 0.00 | 0.00 | 0.00 | 0.00 | 0.00 | 0.00 |
| Education Fund | 12310318 | ATTORNEY FEES | 0.00 | 0.00 | 0.00 | 0.00 | 0.00 | 0.00 | 0.00 |
| Education Fund | 12310319 | BACKGROUND INVEST | 0.00 | 0.00 | 0.00 | 0.00 | 0.00 | 0.00 | 0.00 |
| Education Fund | 12310380 | GEN LIABILITY INSURANCE | 0.00 | 0.00 | 0.00 | 0.00 | 0.00 | 0.00 | 0.00 |
| Education Fund | 12310381 | INSURANCE CONSULTING | 0.00 | 0.00 | 0.00 | 0.00 | 0.00 | 0.00 | 0.00 |
| Education Fund | 12310382 | TREASURERS BOND | 0.00 | 12,896.00 | 0.00 | 0.00 | -12,896.00 | 12,896.00 | 0.00 |
| Education Fund | 12310390 | BOARD OF ED/OTH PUR | 0.00 | 0.00 | 0.00 | 0.00 | 0.00 | 0.00 | 0.00 |
| Education Fund | 12310411 | DONATIONS | 0.00 | 0.00 | 0.00 | 0.00 | 0.00 | 0.00 | 0.00 |
| Education Fund | 12310410 | BOARD OF ED SUPPLIES | 0.00 | 1,018.23 | 0.00 | 0.00 | -1,018.23 | 1,018.23 | 0.00 |
| Education Fund | 12310412 | EDUCATION FOUNDATION | 0.00 | 0.00 | 45.83 | 0.00 | -45.83 | 0.00 | 0.00 |
| Education Fund | 12310540 | BOARD OF ED EQUIPMENT | 0.00 | 0.00 | 0.00 | 0.00 | 0.00 | 0.00 | 142 0.00 |
| Education Fund | 12310640 | BOARD OF ED CLINICS | 0.00 | 7,416.00 | 0.00 | 0.00 | -7,416.00 | 7,416.00 | 0.00 |
| Education Fund | 12310641 | BOARD OF ED DUES | 0.00 | 2,113.99 | 0.00 | 0.00 | -2,113.99 | 2,113.99 | 0.00 |
| Education Fund | 12312110 | BOARD SECY SALARY | 0.00 | 0.00 | 0.00 | 0.00 | 0.00 | 0.00 | 0.00 |
| Education Fund | 12313110 | PERFORMANCE PAY | 0.00 | 0.00 | 0.00 | 0.00 | 0.00 | 0.00 | 0.00 |
| Education Fund | 12313211 | PERFORMANCE TRS | 0.00 | 0.00 | 0.00 | 0.00 | 0.00 | 0.00 | 0.00 |
| Education Fund | 12313216 | PERFORMANCE ANNUITY | 0.00 | 0.00 | 0.00 | 0.00 | 0.00 | 0.00 | 0.00 |
| Education Fund | 12321110 | SUPT SECY SALARY | 0.00 | 4,528.12 | 0.00 | 0.00 | -4,528.12 | 4,528.12 | 0.00 |
| Education Fund | 12321111 | SUPT SALARY | 0.00 | 15,666.66 | 0.00 | 0.00 | -15,666.66 | 15,666.66 | 0.00 |
| Education Fund | 12321112 | PRIOR SUPERINTENDENT | 0.00 | 0.00 | 0.00 | 0.00 | 0.00 | 0.00 | 0.00 |
| Education Fund | 12321113 | INTERIM SUPT SALARY | 0.00 | 0.00 | 0.00 | 0.00 | 0.00 | 0.00 | 0.00 |
| Education Fund | 12321211 | | 0.00 | 0.00 | 0.00 | 0.00 | 0.00 | 0.00 | 0.00 |
| Education Fund | 12321212 | SUPT TRS | 0.00 | 1,919.60 | 0.00 | 0.00 | -1,919.60 | 1,919.60 | 0.00 |
| Education Fund | 12321216 | SUPT ANNUITY | 0.00 | 0.00 | 0.00 | 0.00 | 0.00 | 0.00 | 0.00 |

Expenditure Report

Fiscal Year: 2023-2024
Month: July

COUNTY OF GRUNDY SCHOOL DIST 111

| Fund Description | Account | Account Description | Revised Budget | MTD Activity | Encumbrance | Pending Activity | Available Funds | Year to Date Activity | Percent of Budget Used |
|------------------|-----------|-----------------------|----------------|--------------|-------------|------------------|-----------------|-----------------------|------------------------|
| Education Fund | 10-2321- | SUPT SALARY (GTL) | 0.00 | 0.00 | 0.00 | 0.00 | 0.00 | 0.00 | 0.00 |
| Education Fund | 12321222 | SUPT GROUP INS | 0.00 | 2,709.90 | 0.00 | 0.00 | -2,709.90 | 2,709.90 | 0.00 |
| Education Fund | 12321223 | SUPT SECY GROUP INS | 0.00 | 2,737.10 | 0.00 | 0.00 | -2,737.10 | 2,737.10 | 0.00 |
| Education Fund | | SUPT SEC DENTAL INS | 0.00 | 37.78 | 0.00 | 0.00 | -37.78 | 37.78 | 0.00 |
| Education Fund | | SUPT DENTAL INS | 0.00 | 120.54 | 0.00 | 0.00 | -120.54 | 120.54 | 0.00 |
| Education Fund | 12321390 | SUPT CONTRACT SERV | 0.00 | 0.00 | 0.00 | 0.00 | 0.00 | 0.00 | 0.00 |
| Education Fund | 12321310 | SUPT PHYSICAL | 0.00 | 0.00 | 0.00 | 0.00 | 0.00 | 0.00 | 0.00 |
| Education Fund | 12321323 | SUPT REPAIR/MAINT | 0.00 | 0.00 | 0.00 | 0.00 | 0.00 | 0.00 | 0.00 |
| Education Fund | 12321332 | SUPT SECY MILEAGE | 0.00 | 0.00 | 0.00 | 0.00 | 0.00 | 0.00 | 0.00 |
| Education Fund | 12321333 | SUPT MILEAGE | 0.00 | 0.00 | 0.00 | 0.00 | 0.00 | 0.00 | 0.00 |
| Education Fund | 12321410 | SUPT SUPPLIES | 0.00 | 340.95 | 0.00 | 0.00 | -340.95 | 340.95 | 143 0.00 |
| Education Fund | 12321540 | SUPT EQUIPMENT | 0.00 | 0.00 | 0.00 | 0.00 | 0.00 | 0.00 | 0.00 |
| Education Fund | 12321640 | SUPT DUES/LIT | 0.00 | 0.00 | 0.00 | 0.00 | 0.00 | 0.00 | 0.00 |
| Education Fund | 12321641 | SUPT SECY CLINIC | 0.00 | 0.00 | 0.00 | 0.00 | 0.00 | 0.00 | 0.00 |
| Education Fund | 12321642 | SUPT CLINIC | 0.00 | 0.00 | 0.00 | 0.00 | 0.00 | 0.00 | 0.00 |
| Education Fund | 12300400 | IDEA GRANT GENERAL | 0.00 | 0.00 | 0.00 | 0.00 | 0.00 | 0.00 | 0.00 |
| Education Fund | 12410110 | PRIN SECYS SALARY | 0.00 | 2,749.29 | 0.00 | 0.00 | -2,749.29 | 2,749.29 | 0.00 |
| Education Fund | 12410111 | PRINCIPAL SALARY | 0.00 | 12,083.34 | 0.00 | 0.00 | -12,083.34 | 12,083.34 | 0.00 |
| Education Fund | 12410112 | ASST PRIN SECY SALARY | 0.00 | 4,882.72 | 0.00 | 0.00 | -4,882.72 | 4,882.72 | 0.00 |
| Education Fund | 12410113 | ASST PRINCIPAL SALARY | 0.00 | 10,707.52 | 0.00 | 0.00 | -10,707.52 | 10,707.52 | 0.00 |
| Education Fund | 12410115 | DEANS SALARY | 0.00 | 26,285.45 | 0.00 | 0.00 | -39,691.08 | 26,285.45 | 0.00 |
| Education Fund | 124101132 | ASST PRIN SALARY S.C. | 0.00 | 9,030.00 | 0.00 | 0.00 | -9,030.00 | 9,030.00 | 0.00 |
| Education Fund | 12410114 | PRINCIPAL SALARY S.C. | 0.00 | 0.00 | 0.00 | 0.00 | 0.00 | 0.00 | 0.00 |
| Education Fund | 12410211 | PRINCIPAL TRS | 0.00 | 0.00 | 0.00 | 0.00 | 0.00 | 0.00 | 0.00 |

Expenditure Report

Fiscal Year: 2023-2024
Month: July

COUNTY OF GRUNDY SCHOOL DIST 111

| Fund Description | Account | Account Description | Revised Budget | MTD Activity | Encumbrance | Pending Activity | Available Funds | Year to Date Activity | Percent of Budget Used |
|------------------|-----------|------------------------|----------------|--------------|-------------|------------------|-----------------|-----------------------|------------------------|
| Education Fund | 12410212 | PRINCIPAL TRS | 0.00 | 1,480.54 | 0.00 | 0.00 | -1,480.54 | 1,480.54 | 0.00 |
| Education Fund | | ASST PRINCIPAL TRS | 0.00 | 1,311.96 | 0.00 | 0.00 | -1,311.96 | 1,311.96 | 0.00 |
| Education Fund | | DEANS TRS | 0.00 | 2,926.28 | 0.00 | 0.00 | -4,535.37 | 2,926.28 | 0.00 |
| Education Fund | 12410214 | PRINCIPAL TRS S.C. | 0.00 | 1,106.42 | 0.00 | 0.00 | -1,106.42 | 1,106.42 | 0.00 |
| Education Fund | 10-2410- | PRINCIPAL SALARY (GTL) | 0.00 | 0.00 | 0.00 | 0.00 | 0.00 | 0.00 | 0.00 |
| Education Fund | 10-2410- | ASST PRIN SALARY S.C. | 0.00 | 0.00 | 0.00 | 0.00 | 0.00 | 0.00 | 0.00 |
| Education Fund | 12410222 | PRIN SEC GROUP INS | 0.00 | 2,032.43 | 0.00 | 0.00 | -2,032.43 | 2,032.43 | 0.00 |
| Education Fund | 12410223 | PRINCIPAL GROUP INS | 0.00 | 2,728.28 | 0.00 | 0.00 | -2,728.28 | 2,728.28 | 0.00 |
| Education Fund | 12410224 | ASST PRIN SEC GROUP | 0.00 | 1,849.94 | 0.00 | 0.00 | -1,849.94 | 1,849.94 | 0.00 |
| Education Fund | | ASST PRIN GROUP INS | 0.00 | 2,868.90 | 0.00 | 0.00 | -2,868.90 | 2,868.90 | 0.00 |
| Education Fund | | DEANS GROUP INS | 0.00 | 7,049.16 | 0.00 | 0.00 | -10,573.74 | 7,049.16 | 144 0.00 |
| Education Fund | 10-2410- | ASST PRIN S.C. MEDICAL | 0.00 | 28.62 | 0.00 | 0.00 | -28.62 | 28.62 | 0.00 |
| Education Fund | | PRIN SEC DENTAL INS | 0.00 | 28.34 | 0.00 | 0.00 | -28.34 | 28.34 | 0.00 |
| Education Fund | | PRINCIPAL DENTAL INS | 0.00 | 120.54 | 0.00 | 0.00 | -120.54 | 120.54 | 0.00 |
| Education Fund | | ASST PRIN SEC DENTAL | 0.00 | 37.78 | 0.00 | 0.00 | -37.78 | 37.78 | 0.00 |
| Education Fund | | ASST PRIN DENTAL INS | 0.00 | 37.78 | 0.00 | 0.00 | -37.78 | 37.78 | 0.00 |
| Education Fund | | DEANS DENTAL INS | 0.00 | 132.24 | 0.00 | 0.00 | -198.36 | 132.24 | 0.00 |
| Education Fund | | ASST PRIN S.C. DENTAL | 0.00 | 0.00 | 0.00 | 0.00 | 0.00 | 0.00 | 0.00 |
| Education Fund | 12410390 | ASST PRIN PURCHASE | 0.00 | 758.40 | 0.00 | 0.00 | -758.40 | 758.40 | 0.00 |
| Education Fund | 12410391 | PRIN PURCHASE SERV | 0.00 | 0.00 | 0.00 | 0.00 | 0.00 | 0.00 | 0.00 |
| Education Fund | 124103902 | ASST PRIN CONT SERV S | 0.00 | 0.00 | 0.00 | 0.00 | 0.00 | 0.00 | 0.00 |
| Education Fund | 124103912 | PRIN CONT SERV S | 0.00 | 0.00 | 0.00 | 0.00 | 0.00 | 0.00 | 0.00 |
| Education Fund | 12410340 | POSTAGE | 0.00 | 1,000.00 | 0.00 | 0.00 | -1,000.00 | 1,000.00 | 0.00 |
| Education Fund | 12410410 | ASST PRIN SUPPLIES | 0.00 | 7,211.94 | 209.28 | 0.00 | -7,421.22 | 7,211.94 | 0.00 |

Expenditure Report

Fiscal Year: 2023-2024
Month: July

COUNTY OF GRUNDY SCHOOL DIST 111

| Fund Description | Account | Account Description | Revised Budget | MTD Activity | Encumbrance | Pending Activity | Available Funds | Year to Date Activity | Percent of Budget Used |
|------------------|-----------|-----------------------|----------------|--------------|-------------|------------------|-----------------|-----------------------|------------------------|
| Education Fund | 12410411 | PRINCIPAL SUPPLIES | 0.00 | 4,535.00 | 1,230.50 | 0.00 | -5,765.50 | 4,535.00 | 0.00 |
| Education Fund | 12410412 | GRADUATION SUPPLIES | 0.00 | 349.80 | 0.00 | 0.00 | -349.80 | 349.80 | 0.00 |
| Education Fund | 12410413 | PRINCIPAL COMP TECH | 0.00 | 0.00 | 0.00 | 0.00 | 0.00 | 0.00 | 0.00 |
| Education Fund | 12410414 | ASST PRIN COMP TECH | 0.00 | 0.00 | 0.00 | 0.00 | 0.00 | 0.00 | 0.00 |
| Education Fund | 12410415 | IMTT GRANT SUPPLIES | 0.00 | 0.00 | 0.00 | 0.00 | 0.00 | 0.00 | 0.00 |
| Education Fund | 124104102 | ASST PRIN SUPPLIES S | 0.00 | 7,211.94 | 209.28 | 0.00 | -7,421.22 | 7,211.94 | 0.00 |
| Education Fund | 124104112 | PRINCIPAL SUPPLIES S | 0.00 | 484.40 | 0.00 | 0.00 | -484.40 | 484.40 | 0.00 |
| Education Fund | 124104132 | PRINCIPAL COMP TECH | 0.00 | 0.00 | 0.00 | 0.00 | 0.00 | 0.00 | 0.00 |
| Education Fund | 124104142 | ASST PRIN COMP TECH | 0.00 | 0.00 | 0.00 | 0.00 | 0.00 | 0.00 | 0.00 |
| Education Fund | 12410540 | PRINCIPAL EQUIPMENT | 0.00 | 0.00 | 0.00 | 0.00 | 0.00 | 0.00 | 0.00 |
| Education Fund | 12410541 | ASST PRIN EQUIPMENT | 0.00 | 0.00 | 0.00 | 0.00 | 0.00 | 0.00 | 145 0.00 |
| Education Fund | 124105402 | PRINCIPAL EQUIPMENT S | 0.00 | 0.00 | 0.00 | 0.00 | 0.00 | 0.00 | 0.00 |
| Education Fund | 124105412 | ASST PRIN EQUIPMENT S | 0.00 | 0.00 | 0.00 | 0.00 | 0.00 | 0.00 | 0.00 |
| Education Fund | 12410640 | PRINCIPAL DUES/LIT | 0.00 | 0.00 | 0.00 | 0.00 | 0.00 | 0.00 | 0.00 |
| Education Fund | 12410641 | ASST PRIN DUES/LIT | 0.00 | 419.00 | 0.00 | 0.00 | -419.00 | 419.00 | 0.00 |
| Education Fund | 12410642 | PRINCIPAL | 0.00 | 0.00 | 0.00 | 0.00 | 0.00 | 0.00 | 0.00 |
| Education Fund | 12410643 | ASST PRIN | 0.00 | 0.00 | 0.00 | 0.00 | 0.00 | 0.00 | 0.00 |
| Education Fund | 12410644 | SPC DUES | 0.00 | 0.00 | 0.00 | 0.00 | 0.00 | 0.00 | 0.00 |
| Education Fund | 124106402 | PRINCIPAL DUES/LIT S | 0.00 | 0.00 | 0.00 | 0.00 | 0.00 | 0.00 | 0.00 |
| Education Fund | 124106412 | ASST PRIN DUES/LIT S | 0.00 | 0.00 | 0.00 | 0.00 | 0.00 | 0.00 | 0.00 |
| Education Fund | 124106422 | PRINCIPAL | 0.00 | 0.00 | 0.00 | 0.00 | 0.00 | 0.00 | 0.00 |
| Education Fund | 124106432 | ASST PRIN | 0.00 | 0.00 | 0.00 | 0.00 | 0.00 | 0.00 | 0.00 |
| Education Fund | 12490110 | DEANS SECY SALARY | 0.00 | 3,639.44 | 0.00 | 0.00 | -5,473.23 | 3,639.44 | 0.00 |
| Education Fund | 12490112 | DEANS SALARY | 0.00 | 0.00 | 0.00 | 0.00 | 0.00 | 0.00 | 0.00 |

Expenditure Report

Fiscal Year: 2023-2024
Month: July

COUNTY OF GRUNDY SCHOOL DIST 111

| Fund Description | Account | Account Description | Revised Budget | MTD Activity | Encumbrance | Pending Activity | Available Funds | Year to Date Activity | Percent of Budget Used |
|------------------|-----------|---------------------|----------------|--------------|-------------|------------------|-----------------|-----------------------|------------------------|
| Education Fund | 12490212 | DEANS TRS | 0.00 | 0.00 | 0.00 | 0.00 | 0.00 | 0.00 | 0.00 |
| Education Fund | 12490222 | DEANS SEC INS | 0.00 | 2,661.41 | 0.00 | 0.00 | -3,653.38 | 2,661.41 | 0.00 |
| Education Fund | 12490223 | DEANS GROUP INS | 0.00 | 0.00 | 0.00 | 0.00 | 0.00 | 0.00 | 0.00 |
| Education Fund | | DEAN SEC DENTAL INS | 0.00 | 28.32 | 0.00 | 0.00 | -37.76 | 28.32 | 0.00 |
| Education Fund | 12490390 | DEANS PURCHASE | 0.00 | 0.00 | 0.00 | 0.00 | 0.00 | 0.00 | 0.00 |
| Education Fund | 124903902 | DEANS CONT SERV S | 0.00 | 0.00 | 0.00 | 0.00 | 0.00 | 0.00 | 0.00 |
| Education Fund | 12490410 | DEANS SUPPLIES | 0.00 | 1,840.40 | 87.49 | 0.00 | -1,927.89 | 1,840.40 | 0.00 |
| Education Fund | 12490411 | DEANS COMP TECH | 0.00 | 0.00 | 0.00 | 0.00 | 0.00 | 0.00 | 0.00 |
| Education Fund | 124904102 | DEANS SUPPLIES S | 0.00 | 0.00 | 0.00 | 0.00 | 0.00 | 0.00 | 0.00 |
| Education Fund | 124904112 | DEANS COMP TECH | 0.00 | 0.00 | 0.00 | 0.00 | 0.00 | 0.00 | 0.00 |
| Education Fund | 12490540 | DEANS EQUIPMENT | 0.00 | 0.00 | 0.00 | 0.00 | 0.00 | 0.00 | 146 0.00 |
| Education Fund | 124905402 | DEANS EQUIPMENT S | 0.00 | 0.00 | 0.00 | 0.00 | 0.00 | 0.00 | 0.00 |
| Education Fund | 12490640 | DEANS MILEAGE | 0.00 | 0.00 | 0.00 | 0.00 | 0.00 | 0.00 | 0.00 |
| Education Fund | 12490641 | DEANS PROF DUES & | 0.00 | 0.00 | 0.00 | 0.00 | 0.00 | 0.00 | 0.00 |
| Education Fund | 124906402 | DEANS MILEAGE S | 0.00 | 0.00 | 0.00 | 0.00 | 0.00 | 0.00 | 0.00 |
| Education Fund | 124906412 | DEANS DUES/LIT S | 0.00 | 0.00 | 0.00 | 0.00 | 0.00 | 0.00 | 0.00 |
| Education Fund | 12510110 | CSBO SALARY | 0.00 | 4,999.90 | 0.00 | 0.00 | -4,999.90 | 4,999.90 | 0.00 |
| Education Fund | 12510211 | CSBO TRS | 0.00 | 612.62 | 0.00 | 0.00 | -612.62 | 612.62 | 0.00 |
| Education Fund | 10-2510- | CSBO SALARY (BIMRF) | 0.00 | 0.00 | 0.00 | 0.00 | 0.00 | 0.00 | 0.00 |
| Education Fund | 10-2510- | CSBO SALARY (GTL) | 0.00 | 0.00 | 0.00 | 0.00 | 0.00 | 0.00 | 0.00 |
| Education Fund | 12510222 | CSBO GROUP INS | 0.00 | 910.24 | 0.00 | 0.00 | -910.24 | 910.24 | 0.00 |
| Education Fund | | CSBO DENTAL INS | 0.00 | 40.18 | 0.00 | 0.00 | -40.18 | 40.18 | 0.00 |
| Education Fund | 12510332 | CSBO MILEAGE | 0.00 | 0.00 | 0.00 | 0.00 | 0.00 | 0.00 | 0.00 |
| Education Fund | 12510640 | CSBO DUES/CLINICS | 0.00 | 0.00 | 0.00 | 0.00 | 0.00 | 0.00 | 0.00 |

Expenditure Report

Fiscal Year: 2023-2024
Month: July

COUNTY OF GRUNDY SCHOOL DIST 111

| Fund Description | Account | Account Description | Revised Budget | MTD Activity | Encumbrance | Pending Activity | Available Funds | Year to Date Activity | Percent of Budget Used |
|------------------|-----------|------------------------|----------------|--------------|-------------|------------------|-----------------|-----------------------|------------------------|
| Education Fund | 12510641 | SECY SUPPORT CLINICS | 0.00 | 0.00 | 0.00 | 0.00 | 0.00 | 0.00 | 0.00 |
| Education Fund | 12525110 | BUSINESS OFFICE SALARY | 0.00 | 25,712.66 | 0.00 | 0.00 | -25,712.66 | 25,712.66 | 0.00 |
| Education Fund | | BUSINESS OFFICE TRS | 0.00 | 1,123.18 | 0.00 | 0.00 | -1,123.18 | 1,123.18 | 0.00 |
| Education Fund | 12525222 | BUSINESS OFFICE GRP | 0.00 | 5,299.90 | 0.00 | 0.00 | -5,299.90 | 5,299.90 | 0.00 |
| Education Fund | | BUSINESS OFFICE DENTAL | 0.00 | 128.44 | 0.00 | 0.00 | -128.44 | 128.44 | 0.00 |
| Education Fund | 12525390 | BUSINESS OFFICE PUR | 0.00 | 60.00 | 0.00 | 0.00 | -60.00 | 60.00 | 0.00 |
| Education Fund | 12525323 | BUSINESS OFFICE REPAIR | 0.00 | 0.00 | 0.00 | 0.00 | 0.00 | 0.00 | 0.00 |
| Education Fund | 12525332 | BOOKKEEPER MILEAGE | 0.00 | 0.00 | 0.00 | 0.00 | 0.00 | 0.00 | 0.00 |
| Education Fund | 12525391 | BUSINESS OFFICE CONT | 0.00 | 0.00 | 0.00 | 0.00 | 0.00 | 0.00 | 0.00 |
| Education Fund | 12525411 | BUSINESS OFFICE COMP | 0.00 | 0.00 | 0.00 | 0.00 | 0.00 | 0.00 | 0.00 |
| Education Fund | 12525410 | BUSINESS OFFICE | 0.00 | 835.24 | 71.15 | 0.00 | -906.39 | 835.24 | 147 0.00 |
| Education Fund | 12525540 | BUSINESS OFFICE | 0.00 | 0.00 | 0.00 | 0.00 | 0.00 | 0.00 | 0.00 |
| Education Fund | 12525640 | BOOKKEEPER CLINICS | 0.00 | 0.00 | 0.00 | 0.00 | 0.00 | 0.00 | 0.00 |
| Education Fund | 12560300 | CAFETERIA CONTRACT | 0.00 | 9,644.51 | 0.00 | 0.00 | -9,644.51 | 9,644.51 | 0.00 |
| Education Fund | 12560302 | CAFE TECH CONT SERV | 0.00 | 0.00 | 0.00 | 0.00 | 0.00 | 0.00 | 0.00 |
| Education Fund | 125603002 | CAFE PUR SER SOUTH | 0.00 | 0.00 | 0.00 | 0.00 | 0.00 | 0.00 | 0.00 |
| Education Fund | 12560301 | SPECIAL FUNCTION | 0.00 | 0.00 | 0.00 | 0.00 | 0.00 | 0.00 | 0.00 |
| Education Fund | 125603012 | SPECIAL FUNCTION | 0.00 | 0.00 | 0.00 | 0.00 | 0.00 | 0.00 | 0.00 |
| Education Fund | 12560323 | CAFETERIA REPAIR/MAINT | 0.00 | 0.00 | 0.00 | 0.00 | 0.00 | 0.00 | 0.00 |
| Education Fund | 125603232 | CAFE REPAIR/MAINT | 0.00 | 0.00 | 0.00 | 0.00 | 0.00 | 0.00 | 0.00 |
| Education Fund | 12560410 | CAFETERIA SUPPLIES | 0.00 | 0.00 | 0.00 | 0.00 | 0.00 | 0.00 | 0.00 |
| Education Fund | 12560411 | CAFE COMP TECH | 0.00 | 0.00 | 0.00 | 0.00 | 0.00 | 0.00 | 0.00 |
| Education Fund | 125604102 | CAFE SUPPLIES SOUTH | 0.00 | 0.00 | 0.00 | 0.00 | 0.00 | 0.00 | 0.00 |
| Education Fund | 125604112 | CAFE COMP TECH | 0.00 | 0.00 | 0.00 | 0.00 | 0.00 | 0.00 | 0.00 |

Expenditure Report

Fiscal Year: 2023-2024
Month: July

COUNTY OF GRUNDY SCHOOL DIST 111

| Fund Description | Account | Account Description | Revised Budget | MTD Activity | Encumbrance | Pending Activity | Available Funds | Year to Date Activity | Percent of Budget Used |
|------------------|-----------|------------------------|----------------|--------------|-------------|------------------|-----------------|-----------------------|------------------------|
| Education Fund | 12560540 | CAFETERIA EQUIPMENT | 0.00 | 0.00 | 0.00 | 0.00 | 0.00 | 0.00 | 0.00 |
| Education Fund | 125605402 | CAFE EQUIPMENT SOUTH | 0.00 | 0.00 | 0.00 | 0.00 | 0.00 | 0.00 | 0.00 |
| Education Fund | 125606902 | CAFE SOUTH REFUND | 0.00 | 0.00 | 0.00 | 0.00 | 0.00 | 0.00 | 0.00 |
| Education Fund | 12632110 | PRINT ROOM SALARY | 0.00 | 2,263.82 | 0.00 | 0.00 | -3,395.73 | 2,263.82 | 0.00 |
| Education Fund | 12632211 | INTERNAL INFO TRS | 0.00 | 0.00 | 0.00 | 0.00 | 0.00 | 0.00 | 0.00 |
| Education Fund | 12632222 | PRINT ROOM GROUP INS | 0.00 | 1,354.96 | 0.00 | 0.00 | -2,032.44 | 1,354.96 | 0.00 |
| Education Fund | | DEAN/PRINT ROOM | 0.00 | 18.90 | 0.00 | 0.00 | -28.35 | 18.90 | 0.00 |
| Education Fund | 12632390 | PRINTER PURCHASE | 0.00 | 50,700.34 | 0.00 | 0.00 | -50,700.34 | 50,700.34 | 0.00 |
| Education Fund | 12632323 | INTERNAL INFO | 0.00 | 0.00 | 0.00 | 0.00 | 0.00 | 0.00 | 0.00 |
| Education Fund | 12632411 | INTERNAL INFO COMP | 0.00 | 0.00 | 0.00 | 0.00 | 0.00 | 0.00 | 0.00 |
| Education Fund | 12632410 | INTERNAL INFO SUPPLIES | 0.00 | 0.00 | 0.00 | 0.00 | 0.00 | 0.00 | 148 0.00 |
| Education Fund | 12632540 | INTERNAL INFO EQUIP | 0.00 | 0.00 | 0.00 | 0.00 | 0.00 | 0.00 | 0.00 |
| Education Fund | 12633110 | COMM RELATIONS | 0.00 | 6,916.66 | 0.00 | 0.00 | -6,916.66 | 6,916.66 | 0.00 |
| Education Fund | 12633222 | COMM RELATIONS GROUP | 0.00 | 6.98 | 0.00 | 0.00 | -6.98 | 6.98 | 0.00 |
| Education Fund | | COMM RELATIONS | 0.00 | 0.00 | 0.00 | 0.00 | 0.00 | 0.00 | 0.00 |
| Education Fund | 12633390 | COMM RELATIONS PUR | 0.00 | 0.00 | 0.00 | 100.00 | -100.00 | 0.00 | 0.00 |
| Education Fund | 12633323 | COMM RELATIONS | 0.00 | 0.00 | 0.00 | 0.00 | 0.00 | 0.00 | 0.00 |
| Education Fund | 12633332 | COMM RELATIONS | 0.00 | 0.00 | 0.00 | 0.00 | 0.00 | 0.00 | 0.00 |
| Education Fund | 12633410 | COMM RELATIONS | 0.00 | 0.00 | 0.00 | 0.00 | 0.00 | 0.00 | 0.00 |
| Education Fund | 12633540 | COMM RELATIONS | 0.00 | 0.00 | 0.00 | 0.00 | 0.00 | 0.00 | 0.00 |
| Education Fund | 12633640 | COMM RELATIONS DUES | 0.00 | 0.00 | 0.00 | 0.00 | 0.00 | 0.00 | 0.00 |
| Education Fund | 12900400 | TITLE 1 HOMELESS | 0.00 | 0.00 | 0.00 | 0.00 | 0.00 | 0.00 | 0.00 |
| Education Fund | 13000300 | TITLE 1 PARENT | 0.00 | 0.00 | 0.00 | 0.00 | 0.00 | 0.00 | 0.00 |
| Education Fund | 13000400 | TITLE 1 PARENT | 0.00 | 0.00 | 0.00 | 0.00 | 0.00 | 0.00 | 0.00 |

Expenditure Report

Fiscal Year: 2023-2024
Month: July

COUNTY OF GRUNDY SCHOOL DIST 111

| Fund Description | Account | Account Description | Revised Budget | MTD Activity | Encumbrance | Pending Activity | Available Funds | Year to Date Activity | Percent of Budget Used |
|------------------|-------------|-------------------------|----------------|--------------|-------------|------------------|-----------------|-----------------------|------------------------|
| Education Fund | 13200130 | WELLNESS | 0.00 | 0.00 | 0.00 | 0.00 | 0.00 | 0.00 | 0.00 |
| Education Fund | 13200131 | WELLNESS CNTR/PUBLIC | 0.00 | 0.00 | 0.00 | 0.00 | 0.00 | 0.00 | 0.00 |
| Education Fund | 13200211 | WELLNESS CENTER TRS | 0.00 | 0.00 | 0.00 | 0.00 | 0.00 | 0.00 | 0.00 |
| Education Fund | 10-3200- | WELLNESS | 0.00 | 0.00 | 0.00 | 0.00 | 0.00 | 0.00 | 0.00 |
| Education Fund | 13200500 | WELNESS CENTER | 0.00 | 0.00 | 0.00 | 0.00 | 0.00 | 0.00 | 0.00 |
| Education Fund | | GCSEC Tuition IDEA Flow | 0.00 | 21,250.20 | 0.00 | 0.00 | -21,250.20 | 21,250.20 | 0.00 |
| Education Fund | 14100110 | TITLE I SALARY | 0.00 | 0.00 | 0.00 | 0.00 | 0.00 | 0.00 | 0.00 |
| Education Fund | 14100300 | TITLE I PUR SERV | 0.00 | 0.00 | 0.00 | 0.00 | 0.00 | 0.00 | 0.00 |
| Education Fund | 14100332 | TITLE II | 0.00 | 1,795.00 | 2,276.00 | 0.00 | -4,071.00 | 1,795.00 | 0.00 |
| Education Fund | 14100390 | TITLE II-PART D | 0.00 | 0.00 | 0.00 | 0.00 | 0.00 | 0.00 | 0.00 |
| Education Fund | 14100412 | TITLE IV | 0.00 | 0.00 | 0.00 | 0.00 | 0.00 | 0.00 | 149 0.00 |
| Education Fund | 14100411 | TITLE V SUPPLIES | 0.00 | 0.00 | 0.00 | 0.00 | 0.00 | 0.00 | 0.00 |
| Education Fund | 14100540 | TITLE V EQUIPMENT | 0.00 | 0.00 | 0.00 | 0.00 | 0.00 | 0.00 | 0.00 |
| Education Fund | 14120300 | COOP HOUSING ASSESS | 0.00 | 0.00 | 0.00 | 0.00 | 0.00 | 0.00 | 0.00 |
| Education Fund | 14120301 | COOP ADMIN ASSESS | 0.00 | 0.00 | 0.00 | 0.00 | 0.00 | 0.00 | 0.00 |
| Education Fund | 14120670 | COOP HOMEBOUND/HOSP | 0.00 | 0.00 | 0.00 | 0.00 | 0.00 | 0.00 | 0.00 |
| Education Fund | 14140600 | GAVC ED EXPENSE | 0.00 | 88,504.65 | 0.00 | 0.00 | -88,504.65 | 88,504.65 | 0.00 |
| Education Fund | 14180 | DISBURSEMENTS/EXPEND | 0.00 | 0.00 | 0.00 | 0.00 | 0.00 | 0.00 | 0.00 |
| Education Fund | 14190600 | CHANNAHON TAX | 0.00 | 0.00 | 0.00 | 0.00 | 0.00 | 0.00 | 0.00 |
| Education Fund | 14210670 | PAYMENTS FOR REGULAR | 0.00 | 0.00 | 0.00 | 0.00 | 0.00 | 0.00 | 0.00 |
| Education Fund | 14220670 | PAYMENTS SPECIAL ED | 0.00 | 222,149.15 | 0.00 | 0.00 | -222,149.15 | 222,149.15 | 0.00 |
| Education Fund | 10-481-212- | IMRF (BIM) | 0.00 | 0.00 | 0.00 | 0.00 | 0.00 | 0.00 | 0.00 |
| Education Fund | 10-481-212- | IMRF (BIM) | 0.00 | 0.00 | 0.00 | 0.00 | 0.00 | 0.00 | 0.00 |
| Education Fund | 10-481-222- | IMRF (BMF 3000) | 0.00 | 0.00 | 0.00 | 0.00 | 0.00 | 0.00 | 0.00 |

Expenditure Report

Fiscal Year: 2023-2024
Month: July

COUNTY OF GRUNDY SCHOOL DIST 111

| Fund Description | Account | Account Description | Revised Budget | MTD Activity | Encumbrance | Pending Activity | Available Funds | Year to Date Activity | Percent of Budget Used |
|-------------------|-------------|---------------------------|----------------|---------------------|-------------------|------------------|----------------------|-----------------------|------------------------|
| Education Fund | 10-481-222- | IMRF (BMF 3000) | 0.00 | 0.00 | 0.00 | 0.00 | 0.00 | 0.00 | 0.00 |
| Education Fund | | 10 E 4998 2110 00 000 | 0.00 | 0.00 | 0.00 | 0.00 | 0.00 | 0.00 | 0.00 |
| Education Fund | 15900390 | SERVICE CHARGE | 0.00 | 2,712.78 | 0.00 | 0.00 | -2,712.78 | 2,712.78 | 0.00 |
| Education Fund | | Transfer from other funds | 0.00 | 0.00 | 0.00 | 0.00 | 0.00 | 0.00 | 0.00 |
| Education Fund | 18130660 | PERM TRANS TO O & M | 0.00 | 0.00 | 0.00 | 0.00 | 0.00 | 0.00 | 0.00 |
| Education Fund | 18400660 | TRANS TO DEBT | 0.00 | 0.00 | 0.00 | 0.00 | 0.00 | 0.00 | 0.00 |
| Education Fund | 18500660 | TRANS TO DEBT | 0.00 | 0.00 | 0.00 | 0.00 | 0.00 | 0.00 | 0.00 |
| 10 - ----- | | | 0.00 | 3,888,555.64 | 198,912.53 | 94,187.39 | -5,069,403.03 | 3,888,555.64 | |
| Activity Fund | 111999 | STUDENT ACTIVITY | 0.00 | 0.00 | 0.00 | 0.00 | 0.00 | 0.00 | 0.00 |
| Activity Fund | | SPORTS - ATHLETIC HALL | 0.00 | 0.00 | 0.00 | 0.00 | 0.00 | 0.00 | 0.00 |
| Activity Fund | | SPORTS - ATHLETIC POP | 0.00 | 0.00 | 0.00 | 0.00 | 0.00 | 0.00 | 150 0.00 |
| Activity Fund | | SPORTS - ATHLETIC | 0.00 | 0.00 | 0.00 | 0.00 | 0.00 | 0.00 | 0.00 |
| Activity Fund | | SPORTS - BASEBALL | 0.00 | 0.00 | 0.00 | 0.00 | 0.00 | 0.00 | 0.00 |
| Activity Fund | | SPORTS - BOYS | 0.00 | 150.00 | 0.00 | 0.00 | -150.00 | 150.00 | 0.00 |
| Activity Fund | | SPORTS - BOYS BOWLING | 0.00 | 0.00 | 0.00 | 0.00 | 0.00 | 0.00 | 0.00 |
| Activity Fund | | SPORTS - BOYS GOLF | 0.00 | 0.00 | 0.00 | 0.00 | 0.00 | 0.00 | 0.00 |
| Activity Fund | | SPORTS - BOYS SOCCER | 0.00 | 2,145.63 | 1,796.00 | 0.00 | -3,941.63 | 2,145.63 | 0.00 |
| Activity Fund | | SPORTS - BOYS TENNIS | 0.00 | 1,649.00 | 0.00 | 0.00 | -1,649.00 | 1,649.00 | 0.00 |
| Activity Fund | | SPORTS - BOYS TRACK | 0.00 | 0.00 | 0.00 | 0.00 | 0.00 | 0.00 | 0.00 |
| Activity Fund | | SPORTS - BOYS | 0.00 | 0.00 | 0.00 | 0.00 | 0.00 | 0.00 | 0.00 |
| Activity Fund | | SPORTS - CHEERLEADERS | 0.00 | 6,850.00 | 0.00 | 0.00 | -6,850.00 | 6,850.00 | 0.00 |
| Activity Fund | | SPORTS - CROSS COUNTY | 0.00 | 0.00 | 0.00 | 90.00 | -90.00 | 0.00 | 0.00 |
| Activity Fund | | SPORTS - FOOTBALL | 0.00 | 286.79 | 7,168.00 | 0.00 | -7,454.79 | 286.79 | 0.00 |
| Activity Fund | | SPORTS - FOOTBALL | 0.00 | 0.00 | 0.00 | 0.00 | 0.00 | 0.00 | 0.00 |

Expenditure Report

Fiscal Year: 2023-2024
Month: July

COUNTY OF GRUNDY SCHOOL DIST 111

| Fund Description | Account | Account Description | Revised Budget | MTD Activity | Encumbrance | Pending Activity | Available Funds | Year to Date Activity | Percent of Budget Used |
|------------------|---------|------------------------|----------------|--------------|-------------|------------------|-----------------|-----------------------|------------------------|
| Activity Fund | | SPORTS - GIRLS | 0.00 | 255.00 | 0.00 | 0.00 | -255.00 | 255.00 | 0.00 |
| Activity Fund | | SPORTS - GIRLS BOWLING | 0.00 | 0.00 | 0.00 | 0.00 | 0.00 | 0.00 | 0.00 |
| Activity Fund | | SPORTS - GIRLS GOLF | 0.00 | 0.00 | 0.00 | 0.00 | 0.00 | 0.00 | 0.00 |
| Activity Fund | | SPORTS - GIRLS SOCCER | 0.00 | 3,828.00 | 0.00 | 0.00 | -3,828.00 | 3,828.00 | 0.00 |
| Activity Fund | | SPORTS - GIRLS TENNIS | 0.00 | 0.00 | 1,095.00 | 0.00 | -1,095.00 | 0.00 | 0.00 |
| Activity Fund | | SPORTS - GIRLS TRACK | 0.00 | 149.50 | 0.00 | 0.00 | -149.50 | 149.50 | 0.00 |
| Activity Fund | | SPORTS - GIRLS | 0.00 | 4,224.00 | 251.88 | 0.00 | -4,475.88 | 4,224.00 | 0.00 |
| Activity Fund | | SPORTS - LACROSSE | 0.00 | 47.99 | 0.00 | 0.00 | -47.99 | 47.99 | 0.00 |
| Activity Fund | | SPORTS - OUTDOOR ED | 0.00 | 0.00 | 0.00 | 0.00 | 0.00 | 0.00 | 0.00 |
| Activity Fund | | SPORTS - POMS | 0.00 | 2,777.65 | 6,343.96 | 0.00 | -9,121.61 | 2,777.65 | 0.00 |
| Activity Fund | | SPORTS - SOFTBALL | 0.00 | 695.45 | 18,136.25 | 0.00 | -18,831.70 | 695.45 | 151.00 |
| Activity Fund | | SPORTS - SWIMMING B&G | 0.00 | 0.00 | 0.00 | 0.00 | 0.00 | 0.00 | 0.00 |
| Activity Fund | | SPORTS - BOYS | 0.00 | 2,924.97 | 0.00 | 0.00 | -2,924.97 | 2,924.97 | 0.00 |
| Activity Fund | | SUMMER CAMPS - BAND | 0.00 | 0.00 | 0.00 | 0.00 | 0.00 | 0.00 | 0.00 |
| Activity Fund | | SUMMER CAMPS - | 0.00 | 0.00 | 0.00 | 0.00 | 0.00 | 0.00 | 0.00 |
| Activity Fund | | SUMMER CAMPS - BOYS | 0.00 | 1,490.00 | 0.00 | 0.00 | -1,490.00 | 1,490.00 | 0.00 |
| Activity Fund | | SUMMER CAMPS - COED | 0.00 | 0.00 | 0.00 | 0.00 | 0.00 | 0.00 | 0.00 |
| Activity Fund | | SUMMER CAMPS - | 0.00 | 0.00 | 0.00 | 0.00 | 0.00 | 0.00 | 0.00 |
| Activity Fund | | SUMMER CAMPS - CROSS | 0.00 | 911.50 | 0.00 | 633.00 | -1,544.50 | 911.50 | 0.00 |
| Activity Fund | | SUMMER CAMPS - | 0.00 | 0.00 | 0.00 | 0.00 | 0.00 | 0.00 | 0.00 |
| Activity Fund | | SUMMER CAMPS - GIRLS | 0.00 | 0.00 | 0.00 | 0.00 | 0.00 | 0.00 | 0.00 |
| Activity Fund | | SUMMER CAMPS - GIRLS | 0.00 | 0.00 | 0.00 | 5,400.50 | -5,400.50 | 0.00 | 0.00 |
| Activity Fund | | SUMMER CAMPS - POMS | 0.00 | 0.00 | 0.00 | 0.00 | 0.00 | 0.00 | 0.00 |
| Activity Fund | | SUMMER CAMPS - | 0.00 | 0.00 | 0.00 | 0.00 | 0.00 | 0.00 | 0.00 |

Expenditure Report

Fiscal Year: 2023-2024
Month: July

COUNTY OF GRUNDY SCHOOL DIST 111

| Fund Description | Account | Account Description | Revised Budget | MTD Activity | Encumbrance | Pending Activity | Available Funds | Year to Date Activity | Percent of Budget Used |
|------------------|---------|-------------------------|----------------|--------------|-------------|------------------|-----------------|-----------------------|------------------------|
| Activity Fund | | SUMMER CAMPS - | 0.00 | 0.00 | 0.00 | 0.00 | 0.00 | 0.00 | 0.00 |
| Activity Fund | | SUMMER CAMPS - TENNIS | 0.00 | 0.00 | 0.00 | 0.00 | 0.00 | 0.00 | 0.00 |
| Activity Fund | | SUMMER CAMPS - | 0.00 | 0.00 | 0.00 | 0.00 | 0.00 | 0.00 | 0.00 |
| Activity Fund | | FOOTBALL TEAM CAMP | 0.00 | 0.00 | 0.00 | 240.00 | -240.00 | 0.00 | 0.00 |
| Activity Fund | | SPORTS - GIRLS | 0.00 | 0.00 | 0.00 | 0.00 | 0.00 | 0.00 | 0.00 |
| Activity Fund | | SUMMER CAMPS - | 0.00 | 0.00 | 0.00 | 0.00 | 0.00 | 0.00 | 0.00 |
| Activity Fund | | SUMMER CAMPS - BOYS | 0.00 | 0.00 | 0.00 | 0.00 | 0.00 | 0.00 | 0.00 |
| Activity Fund | | ATHLETIC BOOSTERS | 0.00 | 0.00 | 0.00 | 0.00 | 0.00 | 0.00 | 0.00 |
| Activity Fund | | ACTIVITIES - POP | 0.00 | -7.14 | 131.52 | 0.00 | -124.38 | -7.14 | 0.00 |
| Activity Fund | | ACTIVITIES - ART CLUB | 0.00 | 0.00 | 0.00 | 0.00 | 0.00 | 0.00 | 0.00 |
| Activity Fund | | ACTIVITIES - ATHLETIC | 0.00 | 0.00 | 0.00 | 0.00 | 0.00 | 0.00 | 152 0.00 |
| Activity Fund | | ACTIVITIES - BAND | 0.00 | 0.00 | 0.00 | 0.00 | 0.00 | 0.00 | 0.00 |
| Activity Fund | | ACTIVITIES - CHESS | 0.00 | 0.00 | 0.00 | 0.00 | 0.00 | 0.00 | 0.00 |
| Activity Fund | | ACTIVITIES - | 0.00 | 0.00 | 0.00 | 0.00 | 0.00 | 0.00 | 0.00 |
| Activity Fund | | ACTIVITIES - CHORUS | 0.00 | 0.00 | 0.00 | 0.00 | 0.00 | 0.00 | 0.00 |
| Activity Fund | | ACTIVITIES - CLASS OF | 0.00 | 0.00 | 0.00 | 0.00 | 0.00 | 0.00 | 0.00 |
| Activity Fund | | ACTIVITIES - CLASS OF | 0.00 | 0.00 | 0.00 | 0.00 | 0.00 | 0.00 | 0.00 |
| Activity Fund | | ACTIVITIES - CLASS OF | 0.00 | 0.00 | 0.00 | 0.00 | 0.00 | 0.00 | 0.00 |
| Activity Fund | | ACTIVITIES - CLASS OF | 0.00 | 0.00 | 0.00 | 0.00 | 0.00 | 0.00 | 0.00 |
| Activity Fund | | ACTIVITIES - CLASS OF | 0.00 | 0.00 | 0.00 | 0.00 | 0.00 | 0.00 | 0.00 |
| Activity Fund | | ACTIVITIES - CLASS OF | 0.00 | 0.00 | 0.00 | 0.00 | 0.00 | 0.00 | 0.00 |
| Activity Fund | | ACTIVITIES - COMMUNITY | 0.00 | 0.00 | 0.00 | 0.00 | 0.00 | 0.00 | 0.00 |
| Activity Fund | | ACTIVITIES - CULINARY | 0.00 | 0.00 | 0.00 | 0.00 | 0.00 | 0.00 | 0.00 |
| Activity Fund | | ACTIVITIES - MOCK TRIAL | 0.00 | 0.00 | 0.00 | 0.00 | 0.00 | 0.00 | 0.00 |

Expenditure Report

Fiscal Year: 2023-2024
Month: July

COUNTY OF GRUNDY SCHOOL DIST 111

| Fund Description | Account | Account Description | Revised Budget | MTD Activity | Encumbrance | Pending Activity | Available Funds | Year to Date Activity | Percent of Budget Used |
|------------------|---------|-------------------------|----------------|--------------|-------------|------------------|-----------------|-----------------------|------------------------|
| Activity Fund | | ACTIVITIES - DREAM | 0.00 | 0.00 | 0.00 | 0.00 | 0.00 | 0.00 | 0.00 |
| Activity Fund | | ACTIVITIES - FASHION | 0.00 | 0.00 | 0.00 | 0.00 | 0.00 | 0.00 | 0.00 |
| Activity Fund | | ACTIVITIES - FCCLA | 0.00 | 0.00 | 0.00 | 0.00 | 0.00 | 0.00 | 0.00 |
| Activity Fund | | ACTIVITIES - FFA | 0.00 | 0.00 | 0.00 | 0.00 | 0.00 | 0.00 | 0.00 |
| Activity Fund | | ACTIVITIES - FRENCH NHS | 0.00 | 0.00 | 0.00 | 0.00 | 0.00 | 0.00 | 0.00 |
| Activity Fund | | ACTIVITIES - FUTURE | 0.00 | 0.00 | 0.00 | 0.00 | 0.00 | 0.00 | 0.00 |
| Activity Fund | | ACTIVITIES - I.O.T.A. | 0.00 | 0.00 | 0.00 | 0.00 | 0.00 | 0.00 | 0.00 |
| Activity Fund | | ACTIVITIES - INDIAN | 0.00 | 0.00 | 0.00 | 0.00 | 0.00 | 0.00 | 0.00 |
| Activity Fund | | ACTIVITIES - INDIAN | 0.00 | 0.00 | 0.00 | 0.00 | 0.00 | 0.00 | 0.00 |
| Activity Fund | | ACTIVITIES - INT'L CLUB | 0.00 | 0.00 | 0.00 | 0.00 | 0.00 | 0.00 | 0.00 |
| Activity Fund | | ACTIVITIES - INT'L | 0.00 | 0.00 | 525.00 | 0.00 | -525.00 | 0.00 | 153 0.00 |
| Activity Fund | | ACTIVITIES - INTERACT | 0.00 | 0.00 | 0.00 | 0.00 | 0.00 | 0.00 | 0.00 |
| Activity Fund | | ACTIVITIES - INVESTMENT | 0.00 | 0.00 | 0.00 | 0.00 | 0.00 | 0.00 | 0.00 |
| Activity Fund | | ACTIVITIES - JUDO | 0.00 | 0.00 | 0.00 | 0.00 | 0.00 | 0.00 | 0.00 |
| Activity Fund | | ACTIVITIES - | 0.00 | 0.00 | 0.00 | 0.00 | 0.00 | 0.00 | 0.00 |
| Activity Fund | | ACTIVITIES - MAC | 0.00 | 1,500.00 | 0.00 | 0.00 | -1,500.00 | 1,500.00 | 0.00 |
| Activity Fund | | ACTIVITIES - MATH TEAM | 0.00 | 0.00 | 0.00 | 0.00 | 0.00 | 0.00 | 0.00 |
| Activity Fund | | ACTIVITIES - MCHS BOOK | 0.00 | 0.00 | 0.00 | 0.00 | 0.00 | 0.00 | 0.00 |
| Activity Fund | | ACTIVITIES - MEMORIAL | 0.00 | 0.00 | 0.00 | 0.00 | 0.00 | 0.00 | 0.00 |
| Activity Fund | | ACTIVITIES - MUSICAL | 0.00 | 0.00 | 0.00 | 0.00 | 0.00 | 0.00 | 0.00 |
| Activity Fund | | ACTIVITIES - NEEDY | 0.00 | 0.00 | 0.00 | 0.00 | 0.00 | 0.00 | 0.00 |
| Activity Fund | | ACTIVITIES - NHS | 0.00 | 0.00 | 0.00 | 0.00 | 0.00 | 0.00 | 0.00 |
| Activity Fund | | ACTIVITIES - ORCHESIS | 0.00 | 0.00 | 0.00 | 0.00 | 0.00 | 0.00 | 0.00 |
| Activity Fund | | ACTIVITIES - PAC | 0.00 | 0.00 | 0.00 | 0.00 | 0.00 | 0.00 | 0.00 |

Expenditure Report

Fiscal Year: 2023-2024
Month: July

COUNTY OF GRUNDY SCHOOL DIST 111

| Fund Description | Account | Account Description | Revised Budget | MTD Activity | Encumbrance | Pending Activity | Available Funds | Year to Date Activity | Percent of Budget Used |
|------------------|------------|--------------------------|----------------|--------------|-------------|------------------|-----------------|-----------------------|------------------------|
| Activity Fund | | ACTIVITIES - PERCUSSION | 0.00 | 0.00 | 0.00 | 0.00 | 0.00 | 0.00 | 0.00 |
| Activity Fund | | ACTIVITIES - GAME CLUB | 0.00 | 0.00 | 0.00 | 0.00 | 0.00 | 0.00 | 0.00 |
| Activity Fund | | ACTIVITIES - NEWSPAPER | 0.00 | 0.00 | 0.00 | 0.00 | 0.00 | 0.00 | 0.00 |
| Activity Fund | | ACTIVITIES - SADD | 0.00 | 0.00 | 0.00 | 0.00 | 0.00 | 0.00 | 0.00 |
| Activity Fund | | ACTIVITIES - SCHOLASTIC | 0.00 | 0.00 | 0.00 | 0.00 | 0.00 | 0.00 | 0.00 |
| Activity Fund | | ACTIVITIES - SPANISH NHS | 0.00 | 0.00 | 0.00 | 0.00 | 0.00 | 0.00 | 0.00 |
| Activity Fund | | ACTIVITIES - SPEECH | 0.00 | 0.00 | 0.00 | 0.00 | 0.00 | 0.00 | 0.00 |
| Activity Fund | | ACTIVITIES - STUDENT | 0.00 | 804.73 | 1,466.11 | -6.43 | -2,264.41 | 804.73 | 0.00 |
| Activity Fund | | ACTIVITIES - TSA | 0.00 | 0.00 | 0.00 | 0.00 | 0.00 | 0.00 | 0.00 |
| Activity Fund | | ACTIVITIES - | 0.00 | 0.00 | 0.00 | 0.00 | 0.00 | 0.00 | 0.00 |
| Activity Fund | | ACTIVITIES - | 0.00 | 0.00 | 0.00 | 0.00 | 0.00 | 0.00 | 154 0.00 |
| Activity Fund | | ACTIVITIES - WYSE | 0.00 | 0.00 | 0.00 | 0.00 | 0.00 | 0.00 | 0.00 |
| Activity Fund | | ACTIVITIES - YEARBOOK | 0.00 | 0.00 | 0.00 | 0.00 | 0.00 | 0.00 | 0.00 |
| Activity Fund | | ACTIVITIES - ALLIES IN | 0.00 | 0.00 | 0.00 | 0.00 | 0.00 | 0.00 | 0.00 |
| Activity Fund | | CYBRARY | 0.00 | 0.00 | 0.00 | 0.00 | 0.00 | 0.00 | 0.00 |
| Activity Fund | | FACULTY POP | 0.00 | 0.00 | 0.00 | 0.00 | 0.00 | 0.00 | 0.00 |
| Activity Fund | | MINOOKA ACADEMY | 0.00 | 0.00 | 0.00 | 0.00 | 0.00 | 0.00 | 0.00 |
| Activity Fund | | PROM | 0.00 | 0.00 | 0.00 | 0.00 | 0.00 | 0.00 | 0.00 |
| Activity Fund | | SCHOLARSHIP | 0.00 | 7,000.00 | 0.00 | 0.00 | -7,000.00 | 7,000.00 | 0.00 |
| Activity Fund | | ACTIVITIES - DISC GOLF | 0.00 | 0.00 | 0.00 | 0.00 | 0.00 | 0.00 | 0.00 |
| Activity Fund | | ACTIVITIES - ASL - | 0.00 | 0.00 | 0.00 | 0.00 | 0.00 | 0.00 | 0.00 |
| Activity Fund | 1119997062 | GREEN HOUSE | 0.00 | 0.00 | 0.00 | 0.00 | 0.00 | 0.00 | 0.00 |
| Activity Fund | | FOUNDATION | 0.00 | 0.00 | 0.00 | 0.00 | 0.00 | 0.00 | 0.00 |
| Activity Fund | | FOUNDATION ASSIST | 0.00 | 0.00 | 0.00 | 0.00 | 0.00 | 0.00 | 0.00 |

Expenditure Report

Fiscal Year: 2023-2024
Month: July

COUNTY OF GRUNDY SCHOOL DIST 111

| Fund Description | Account | Account Description | Revised Budget | MTD Activity | Encumbrance | Pending Activity | Available Funds | Year to Date Activity | Percent of Budget Used |
|--------------------|----------|------------------------|----------------|---------------------|-------------------|-------------------|----------------------|-----------------------|------------------------|
| Activity Fund | | BAND BOOSTERS | 0.00 | 0.00 | 0.00 | 0.00 | 0.00 | 0.00 | 0.00 |
| Activity Fund | | CHOIR BOOSTERS | 0.00 | 0.00 | 0.00 | 0.00 | 0.00 | 0.00 | 0.00 |
| Activity Fund | | COADY SCHOLARSHIP | 0.00 | 0.00 | 0.00 | 0.00 | 0.00 | 0.00 | 0.00 |
| 11 - ----- | | | 0.00 | 37,683.07 | 36,913.72 | 6,357.07 | -80,953.86 | 37,683.07 | |
| 1- - ----- | | | 0.00 | 3,926,238.71 | 235,826.25 | 100,544.46 | -5,150,356.89 | 3,926,238.71 | |
| Operations & Maint | | DIST 111 GROUP MEDICAL | 0.00 | 13,231.65 | 0.00 | 0.00 | -13,231.65 | 13,231.65 | 0.00 |
| Operations & Maint | | DIST 111 GROUP DENTAL | 0.00 | 591.07 | 0.00 | 0.00 | -591.07 | 591.07 | 0.00 |
| Operations & Maint | 22310200 | BOARD OF ED-OTHER | 0.00 | 0.00 | 0.00 | 0.00 | 0.00 | 0.00 | 0.00 |
| Operations & Maint | 22510110 | CSBO SALARY | 0.00 | 4,998.40 | 0.00 | 0.00 | -4,998.40 | 4,998.40 | 0.00 |
| Operations & Maint | 22510211 | CSBO TRS | 0.00 | 612.46 | 0.00 | 0.00 | -612.46 | 612.46 | 0.00 |
| Operations & Maint | | CSBO IMRF | 0.00 | 0.00 | 0.00 | 0.00 | 0.00 | 0.00 | 155 0.00 |
| Operations & Maint | 20-2510- | CSBO SALARY (GTL) | 0.00 | 0.00 | 0.00 | 0.00 | 0.00 | 0.00 | 0.00 |
| Operations & Maint | 22510222 | CSBO GROUP INS | 0.00 | 909.98 | 0.00 | 0.00 | -909.98 | 909.98 | 0.00 |
| Operations & Maint | | CSBO DENTAL INS | 0.00 | 40.18 | 0.00 | 0.00 | -40.18 | 40.18 | 0.00 |
| Operations & Maint | 22510332 | CSBO MILEAGE | 0.00 | 0.00 | 0.00 | 0.00 | 0.00 | 0.00 | 0.00 |
| Operations & Maint | 22510640 | CSBO DUES/CLINICS | 0.00 | 0.00 | 0.00 | 0.00 | 0.00 | 0.00 | 0.00 |
| Operations & Maint | 22540100 | DIR OF BUILDING/GROUND | 0.00 | 0.00 | 0.00 | 0.00 | 0.00 | 0.00 | 0.00 |
| Operations & Maint | 22540110 | CUSTODIANS SALARY | 0.00 | 51,684.55 | 0.00 | 0.00 | -51,684.55 | 51,684.55 | 0.00 |
| Operations & Maint | 22540111 | CUSTODIAN SALARY S.C. | 0.00 | 0.00 | 0.00 | 0.00 | 0.00 | 0.00 | 0.00 |
| Operations & Maint | 22540130 | CUSTODIAN OVERTIME | 0.00 | 648.17 | 0.00 | 0.00 | -648.17 | 648.17 | 0.00 |
| Operations & Maint | 22540131 | BUILDING EXTRA PAY | 0.00 | 0.00 | 0.00 | 0.00 | 0.00 | 0.00 | 0.00 |
| Operations & Maint | 20-2540- | CUSTODIANS SALARY (IC) | 0.00 | 0.00 | 0.00 | 0.00 | 0.00 | 0.00 | 0.00 |
| Operations & Maint | 22540222 | CUSTODIAN GROUP INS | 0.00 | 0.00 | 0.00 | 0.00 | 0.00 | 0.00 | 0.00 |
| Operations & Maint | | CUSTODIAN GROUP INS | 0.00 | 20,851.96 | 0.00 | 0.00 | -20,851.96 | 20,851.96 | 0.00 |

Expenditure Report

Fiscal Year: 2023-2024
Month: July

COUNTY OF GRUNDY SCHOOL DIST 111

| Fund Description | Account | Account Description | Revised Budget | MTD Activity | Encumbrance | Pending Activity | Available Funds | Year to Date Activity | Percent of Budget Used |
|--------------------|-----------|-------------------------|----------------|--------------|-------------|------------------|-----------------|-----------------------|------------------------|
| Operations & Maint | 20-2540- | CUSTODIAN GROUP INS S. | 0.00 | 0.00 | 0.00 | 0.00 | 0.00 | 0.00 | 0.00 |
| Operations & Maint | | CUSTODIAN DENTAL | 0.00 | 611.68 | 0.00 | 0.00 | -611.68 | 611.68 | 0.00 |
| Operations & Maint | 22540303 | LAWN CARE & | 0.00 | 0.00 | 0.00 | 0.00 | 0.00 | 0.00 | 0.00 |
| Operations & Maint | 22540304 | SNOW REMOVAL - | 0.00 | 0.00 | 0.00 | 0.00 | 0.00 | 0.00 | 0.00 |
| Operations & Maint | 22540305 | EXTERMINATING FEES - | 0.00 | 195.00 | 0.00 | 0.00 | -195.00 | 195.00 | 0.00 |
| Operations & Maint | 225403032 | LAWN CARE & | 0.00 | 0.00 | 0.00 | 0.00 | 0.00 | 0.00 | 0.00 |
| Operations & Maint | 225403042 | SNOW REMOVAL - SOUTH | 0.00 | 0.00 | 0.00 | 0.00 | 0.00 | 0.00 | 0.00 |
| Operations & Maint | 225403052 | EXTERMINATING FEES - | 0.00 | 195.00 | 0.00 | 0.00 | -195.00 | 195.00 | 0.00 |
| Operations & Maint | | HVAC - MEDICAL BUILDING | 0.00 | 0.00 | 0.00 | 0.00 | 0.00 | 0.00 | 0.00 |
| Operations & Maint | | SNOW REMOVAL - | 0.00 | 0.00 | 0.00 | 0.00 | 0.00 | 0.00 | 0.00 |
| Operations & Maint | | EXTERMINATING FEES - | 0.00 | 0.00 | 0.00 | 0.00 | 0.00 | 0.00 | 156 0.00 |
| Operations & Maint | 22540310 | CUSTODIAN HEALTH | 0.00 | 0.00 | 0.00 | 0.00 | 0.00 | 0.00 | 0.00 |
| Operations & Maint | 22540311 | CUSTODIAN LICENSE | 0.00 | 0.00 | 0.00 | 0.00 | 0.00 | 0.00 | 0.00 |
| Operations & Maint | 22540318 | ARCH. & ENG. FEES | 0.00 | 86,584.84 | 0.00 | 0.00 | -86,584.84 | 86,584.84 | 0.00 |
| Operations & Maint | 22540321 | DISTRICT OFFICE LEASE | 0.00 | 0.00 | 0.00 | 0.00 | 0.00 | 0.00 | 0.00 |
| Operations & Maint | 22540320 | MINOOKA ACADEMY | 0.00 | 1,660.80 | 0.00 | 0.00 | -1,660.80 | 1,660.80 | 0.00 |
| Operations & Maint | 225403211 | GARBAGE - CENTRAL | 0.00 | 4,479.89 | 0.00 | 542.54 | -5,022.43 | 4,479.89 | 0.00 |
| Operations & Maint | 225403212 | GARBAGE - SOUTH | 0.00 | 6,451.27 | 0.00 | 0.00 | -6,451.27 | 6,451.27 | 0.00 |
| Operations & Maint | | GARBAGE - MEDICAL | 0.00 | 0.00 | 0.00 | 0.00 | 0.00 | 0.00 | 0.00 |
| Operations & Maint | 22540322 | PCU LEASES | 0.00 | 0.00 | 0.00 | 0.00 | 0.00 | 0.00 | 0.00 |
| Operations & Maint | 22540323 | BLDG REPAIR/MAINT | 0.00 | 1,705.00 | 0.00 | 0.00 | -1,705.00 | 1,705.00 | 0.00 |
| Operations & Maint | 22540324 | HVAC REPAIRS - CENTRAL | 0.00 | 0.00 | 13,873.00 | 0.00 | -13,873.00 | 0.00 | 0.00 |
| Operations & Maint | 225403232 | BLDG REPAIR/MAINT | 0.00 | 0.00 | 0.00 | 330.00 | -330.00 | 0.00 | 0.00 |
| Operations & Maint | 225403242 | HVAC REPAIRS - SOUTH | 0.00 | 2,540.50 | 0.00 | 0.00 | -2,540.50 | 2,540.50 | 0.00 |

Expenditure Report

Fiscal Year: 2023-2024
Month: July

COUNTY OF GRUNDY SCHOOL DIST 111

| Fund Description | Account | Account Description | Revised Budget | MTD Activity | Encumbrance | Pending Activity | Available Funds | Year to Date Activity | Percent of Budget Used |
|--------------------|-----------|------------------------|----------------|--------------|-------------|------------------|-----------------|-----------------------|------------------------|
| Operations & Maint | | BLDG REPAIR/MAINT | 0.00 | 0.00 | 0.00 | 0.00 | 0.00 | 0.00 | 0.00 |
| Operations & Maint | | HVAC REPAIRS - MEDICAL | 0.00 | 0.00 | 0.00 | 0.00 | 0.00 | 0.00 | 0.00 |
| Operations & Maint | 22540332 | CUSTODIAN MILEAGE | 0.00 | 0.00 | 0.00 | 0.00 | 0.00 | 0.00 | 0.00 |
| Operations & Maint | 22540340 | DISTRICT OFF UTILITIES | 0.00 | 0.00 | 0.00 | 0.00 | 0.00 | 0.00 | 0.00 |
| Operations & Maint | 22540342 | PHONE | 0.00 | 7,882.81 | 0.00 | 0.00 | -7,882.81 | 7,882.81 | 0.00 |
| Operations & Maint | 22540341 | MINOOKA ACADEMY | 0.00 | 241.70 | 0.00 | 0.00 | -241.70 | 241.70 | 0.00 |
| Operations & Maint | 22540370 | WATER-SEWER SERVICES | 0.00 | 1,142.47 | 0.00 | 0.00 | -1,142.47 | 1,142.47 | 0.00 |
| Operations & Maint | 225403702 | WATER-SEWER SOUTH | 0.00 | 3,758.32 | 0.00 | 0.00 | -3,758.32 | 3,758.32 | 0.00 |
| Operations & Maint | | WATER-SEWER MEDICAL | 0.00 | 32.77 | 0.00 | 0.00 | -32.77 | 32.77 | 0.00 |
| Operations & Maint | 22540380 | UNEMPLOY INSURANCE | 0.00 | 0.00 | 0.00 | 0.00 | 0.00 | 0.00 | 0.00 |
| Operations & Maint | 22540381 | WORKERS COMP | 0.00 | 0.00 | 0.00 | 0.00 | 0.00 | 0.00 | 157 0.00 |
| Operations & Maint | 22540382 | BLDG FLEET INSURANCE | 0.00 | 0.00 | 0.00 | 0.00 | 0.00 | 0.00 | 0.00 |
| Operations & Maint | 22540391 | CONTRACT SERV | 0.00 | 100,657.00 | 0.00 | 0.00 | -100,657.00 | 100,657.00 | 0.00 |
| Operations & Maint | 225403902 | CONTRACT SERV S.C. | 0.00 | 27,064.94 | 0.00 | 0.00 | -27,064.94 | 27,064.94 | 0.00 |
| Operations & Maint | 225403903 | SOUTH MAINTENANCE | 0.00 | 56,713.98 | 0.00 | 0.00 | -56,713.98 | 56,713.98 | 0.00 |
| Operations & Maint | 225403912 | BLDG SECURITY PS | 0.00 | 0.00 | 0.00 | 0.00 | 0.00 | 0.00 | 0.00 |
| Operations & Maint | 22540392 | PRECISION CONTROL - | 0.00 | 0.00 | 0.00 | 0.00 | 0.00 | 0.00 | 0.00 |
| Operations & Maint | 225403932 | SOUTH SITE CROP | 0.00 | 0.00 | 0.00 | 0.00 | 0.00 | 0.00 | 0.00 |
| Operations & Maint | | CONTRAC SERV MEDICAL | 0.00 | 0.00 | 0.00 | 0.00 | 0.00 | 0.00 | 0.00 |
| Operations & Maint | 22540410 | BUILDING SUPPLIES | 0.00 | 7,250.46 | 13,442.90 | 0.00 | -20,693.36 | 7,250.46 | 0.00 |
| Operations & Maint | 22540411 | GROUND SUPPLIES | 0.00 | 6,643.52 | 21,380.00 | 0.00 | -28,023.52 | 6,643.52 | 0.00 |
| Operations & Maint | 225404102 | BLDG SUPPLIES SOUTH | 0.00 | 1,222.62 | 13,608.54 | 181.48 | -15,012.64 | 1,222.62 | 0.00 |
| Operations & Maint | 225404122 | SOUTH SITE CROP | 0.00 | 2,451.34 | 0.00 | 0.00 | -2,451.34 | 2,451.34 | 0.00 |
| Operations & Maint | | BUILDING SUPPLIES | 0.00 | 0.00 | 0.00 | 0.00 | 0.00 | 0.00 | 0.00 |

Expenditure Report

Fiscal Year: 2023-2024
Month: July

COUNTY OF GRUNDY SCHOOL DIST 111

| Fund Description | Account | Account Description | Revised Budget | MTD Activity | Encumbrance | Pending Activity | Available Funds | Year to Date Activity | Percent of Budget Used |
|--------------------|------------|-------------------------|----------------|--------------|-------------|------------------|-----------------|-----------------------|------------------------|
| Operations & Maint | 22540465 | NATURAL GAS | 0.00 | 390.24 | 0.00 | 0.00 | -390.24 | 390.24 | 0.00 |
| Operations & Maint | 225404652 | NATURAL GAS SOUTH | 0.00 | 0.00 | 0.00 | 0.00 | 0.00 | 0.00 | 0.00 |
| Operations & Maint | | NATURAL GAS MEDICAL | 0.00 | 117.00 | 0.00 | 0.00 | -117.00 | 117.00 | 0.00 |
| Operations & Maint | 22540466 | ELECTRICITY | 0.00 | 0.00 | 0.00 | 0.00 | 0.00 | 0.00 | 0.00 |
| Operations & Maint | 225404662 | ELECTRICITY SOUTH | 0.00 | 0.00 | 0.00 | 29,345.04 | -29,345.04 | 0.00 | 0.00 |
| Operations & Maint | | ELECTRICITY MEDICAL | 0.00 | 0.00 | 0.00 | 0.00 | 0.00 | 0.00 | 0.00 |
| Operations & Maint | 22540490 | 911 SOFTWARE | 0.00 | 0.00 | 0.00 | 0.00 | 0.00 | 0.00 | 0.00 |
| Operations & Maint | 2254049001 | ESSER I GRANT SUPPLIES | 0.00 | 0.00 | 0.00 | 0.00 | 0.00 | 0.00 | 0.00 |
| Operations & Maint | 2254049002 | ESSER II GRANT SUPPLIES | 0.00 | 0.00 | 0.00 | 0.00 | 0.00 | 0.00 | 0.00 |
| Operations & Maint | 2254049003 | ESSER III GRANT | 0.00 | 0.00 | 0.00 | 0.00 | 0.00 | 0.00 | 0.00 |
| Operations & Maint | 22540541 | BLDG EQUIPMENT | 0.00 | 0.00 | 0.00 | 0.00 | 0.00 | 0.00 | 158 0.00 |
| Operations & Maint | 22540542 | WAN EQUIPMENT | 0.00 | 0.00 | 0.00 | 0.00 | 0.00 | 0.00 | 0.00 |
| Operations & Maint | 22540540 | MINOOKA ACADEMY | 0.00 | 0.00 | 0.00 | 0.00 | 0.00 | 0.00 | 0.00 |
| Operations & Maint | 225405412 | BLDG EQUIPMENT SOUTH | 0.00 | 0.00 | 0.00 | 0.00 | 0.00 | 0.00 | 0.00 |
| Operations & Maint | | BLDG EQUIPMENT | 0.00 | 0.00 | 0.00 | 0.00 | 0.00 | 0.00 | 0.00 |
| Operations & Maint | 22540640 | CUSTODIAN CLINIC | 0.00 | 0.00 | 0.00 | 0.00 | 0.00 | 0.00 | 0.00 |
| Operations & Maint | 22540690 | REAL ESTATE TAXES- | 0.00 | 0.00 | 0.00 | 0.00 | 0.00 | 0.00 | 0.00 |
| Operations & Maint | | REAL ESTATE TAXES - | 0.00 | 0.00 | 0.00 | 0.00 | 0.00 | 0.00 | 0.00 |
| Operations & Maint | 2254070001 | ESSER II GRANT | 0.00 | 0.00 | 0.00 | 0.00 | 0.00 | 0.00 | 0.00 |
| Operations & Maint | 2254070003 | ESSER III GRANT | 0.00 | 0.00 | 0.00 | 0.00 | 0.00 | 0.00 | 0.00 |
| Operations & Maint | 22541120 | SUMMER CUSTODIAN | 0.00 | 10,686.00 | 0.00 | 0.00 | -10,686.00 | 10,686.00 | 0.00 |
| Operations & Maint | 22541390 | BLDG SECURITY | 0.00 | 0.00 | 0.00 | 0.00 | 0.00 | 0.00 | 0.00 |
| Operations & Maint | 22541391 | BLDG SECURITY/PUR | 0.00 | 0.00 | 0.00 | 0.00 | 0.00 | 0.00 | 0.00 |
| Operations & Maint | 225413902 | BLDG SECURITY CS | 0.00 | 0.00 | 0.00 | 0.00 | 0.00 | 0.00 | 0.00 |

Expenditure Report

Fiscal Year: 2023-2024
Month: July

COUNTY OF GRUNDY SCHOOL DIST 111

| Fund Description | Account | Account Description | Revised Budget | MTD Activity | Encumbrance | Pending Activity | Available Funds | Year to Date Activity | Percent of Budget Used |
|--------------------|-------------|------------------------|----------------|--------------|-------------|------------------|-----------------|-----------------------|------------------------|
| Operations & Maint | 225413912 | BLDG SECURITY PS | 0.00 | 0.00 | 0.00 | 0.00 | 0.00 | 0.00 | 0.00 |
| Operations & Maint | | BLDG SECURITY CS | 0.00 | 0.00 | 0.00 | 0.00 | 0.00 | 0.00 | 0.00 |
| Operations & Maint | | BLDG SECURITY PS | 0.00 | 0.00 | 0.00 | 0.00 | 0.00 | 0.00 | 0.00 |
| Operations & Maint | 22541410 | BLDG SECURITY SUPPLIES | 0.00 | 0.00 | 0.00 | 0.00 | 0.00 | 0.00 | 0.00 |
| Operations & Maint | 225414102 | BLDG SECURITY SUPPLY S | 0.00 | 0.00 | 0.00 | 0.00 | 0.00 | 0.00 | 0.00 |
| Operations & Maint | | BLDG SECURITY SUPPLIES | 0.00 | 0.00 | 0.00 | 0.00 | 0.00 | 0.00 | 0.00 |
| Operations & Maint | 22541540 | BLDG SECURITY | 0.00 | 0.00 | 0.00 | 0.00 | 0.00 | 0.00 | 0.00 |
| Operations & Maint | 225415402 | BLDG SECURITY EQ | 0.00 | 0.00 | 0.00 | 0.00 | 0.00 | 0.00 | 0.00 |
| Operations & Maint | | BLDG SECURITY EQUIP | 0.00 | 0.00 | 0.00 | 0.00 | 0.00 | 0.00 | 0.00 |
| Operations & Maint | 22542530 | SITE IMPROVEMENT | 0.00 | 0.00 | 0.00 | 0.00 | 0.00 | 0.00 | 0.00 |
| Operations & Maint | 22542531 | BLDG IMPROVEMENT | 0.00 | 0.00 | 0.00 | 0.00 | 0.00 | 0.00 | 159 0.00 |
| Operations & Maint | 225425302 | SITE IMPROVEMNT SOUTH | 0.00 | 0.00 | 0.00 | 0.00 | 0.00 | 0.00 | 0.00 |
| Operations & Maint | 225425312 | BLDG IMPROVEMNT | 0.00 | 0.00 | 0.00 | 0.00 | 0.00 | 0.00 | 0.00 |
| Operations & Maint | | SITE IMPROVEMENT | 0.00 | 0.00 | 0.00 | 0.00 | 0.00 | 0.00 | 0.00 |
| Operations & Maint | | BLDG IMPROVEMENT | 0.00 | 0.00 | 0.00 | 0.00 | 0.00 | 0.00 | 0.00 |
| Operations & Maint | 22543540 | ATHLETIC FIELDS | 0.00 | 53,630.00 | 7,358.00 | 0.00 | -60,988.00 | 53,630.00 | 0.00 |
| Operations & Maint | 2380600 | COMMERCIAL LIAB | 0.00 | 0.00 | 0.00 | 0.00 | 0.00 | 0.00 | 0.00 |
| Operations & Maint | 24140520 | GAVC-BUILDING COSTS | 0.00 | 0.00 | 0.00 | 0.00 | 0.00 | 0.00 | 0.00 |
| Operations & Maint | 24140600 | GAVC BUILD EXPENSES | 0.00 | 38,559.63 | 0.00 | 0.00 | -38,559.63 | 38,559.63 | 0.00 |
| Operations & Maint | 24140620 | GAVC CTE PROGRAMS | 0.00 | 0.00 | 0.00 | 0.00 | 0.00 | 0.00 | 0.00 |
| Operations & Maint | 20-481-222- | IMRF (BMF 3000) | 0.00 | 0.00 | 0.00 | 0.00 | 0.00 | 0.00 | 0.00 |
| Operations & Maint | 20-481-222- | IMRF (BMF 3000) | 0.00 | 0.00 | 0.00 | 0.00 | 0.00 | 0.00 | 0.00 |
| Operations & Maint | Interfund | | 0.00 | 0.00 | 0.00 | 0.00 | 0.00 | 0.00 | 0.00 |
| Operations & Maint | 28130 | TRANS TO TORT | 0.00 | 0.00 | 0.00 | 0.00 | 0.00 | 0.00 | 0.00 |

Expenditure Report

Fiscal Year: 2023-2024
Month: July

COUNTY OF GRUNDY SCHOOL DIST 111

| Fund Description | Account | Account Description | Revised Budget | MTD Activity | Encumbrance | Pending Activity | Available Funds | Year to Date Activity | Percent of Budget Used |
|----------------------|----------|------------------------|----------------|-------------------|------------------|------------------|--------------------|-----------------------|------------------------|
| Operations & Maint | 28400 | TRANS TO B & I | 0.00 | 0.00 | 0.00 | 0.00 | 0.00 | 0.00 | 0.00 |
| Operations & Maint | 28800660 | TRANS TO CAPITOL | 0.00 | 0.00 | 0.00 | 0.00 | 0.00 | 0.00 | 0.00 |
| 20 - ----- | | | 0.00 | 516,437.20 | 69,662.44 | 30,399.06 | -616,498.70 | 516,437.20 | |
| 2- - ----- | | | 0.00 | 516,437.20 | 69,662.44 | 30,399.06 | -616,498.70 | 516,437.20 | |
| Debt Service Fund or | 34190690 | DEVELOPMENT | 0.00 | 0.00 | 0.00 | 0.00 | 0.00 | 0.00 | 0.00 |
| Debt Service Fund or | 35140620 | INTEREST ON BONDS-2001 | 0.00 | 0.00 | 0.00 | 0.00 | 0.00 | 0.00 | 0.00 |
| Debt Service Fund or | 35140621 | INTEREST ON BONDS-1999 | 0.00 | 0.00 | 0.00 | 0.00 | 0.00 | 0.00 | 0.00 |
| Debt Service Fund or | 35140622 | INTEREST ON BONDS-2005 | 0.00 | 0.00 | 0.00 | 0.00 | 0.00 | 0.00 | 0.00 |
| Debt Service Fund or | 35140623 | INTEREST ON CONST | 0.00 | 0.00 | 0.00 | 0.00 | 0.00 | 0.00 | 0.00 |
| Debt Service Fund or | 35140624 | INTEREST ON VAR RATE | 0.00 | 0.00 | 0.00 | 0.00 | 0.00 | 0.00 | 0.00 |
| Debt Service Fund or | 35140626 | INTEREST ON BONDS-2008 | 0.00 | 0.00 | 0.00 | 0.00 | 0.00 | 0.00 | 160.00 |
| Debt Service Fund or | 35140627 | INTEREST ON BONDS 2010 | 0.00 | 0.00 | 0.00 | 0.00 | 0.00 | 0.00 | 0.00 |
| Debt Service Fund or | 35140628 | INTEREST ON BONDS - | 0.00 | 0.00 | 0.00 | 0.00 | 0.00 | 0.00 | 0.00 |
| Debt Service Fund or | 35140629 | INTEREST ON BONDS | 0.00 | 0.00 | 0.00 | 0.00 | 0.00 | 0.00 | 0.00 |
| Debt Service Fund or | 35140630 | INTEREST ON BONDS | 0.00 | 0.00 | 0.00 | 0.00 | 0.00 | 0.00 | 0.00 |
| Debt Service Fund or | 35140625 | APPLE LEASE INTEREST | 0.00 | 0.00 | 0.00 | 0.00 | 0.00 | 0.00 | 0.00 |
| Debt Service Fund or | 35140631 | INTEREST ON BONDS 2014 | 0.00 | 0.00 | 0.00 | 0.00 | 0.00 | 0.00 | 0.00 |
| Debt Service Fund or | 35140632 | INTEREST ON BONDS - | 0.00 | 0.00 | 0.00 | 0.00 | 0.00 | 0.00 | 0.00 |
| Debt Service Fund or | 35140633 | INTEREST ON BONDS - | 0.00 | 0.00 | 0.00 | 0.00 | 0.00 | 0.00 | 0.00 |
| Debt Service Fund or | 35140634 | INTEREST ON BONDS- | 0.00 | 0.00 | 0.00 | 0.00 | 0.00 | 0.00 | 0.00 |
| Debt Service Fund or | 35140635 | INTEREST ON BONDS- | 0.00 | 0.00 | 0.00 | 0.00 | 0.00 | 0.00 | 0.00 |
| Debt Service Fund or | 35140636 | INTEREST ON BONDS - | 0.00 | 0.00 | 0.00 | 0.00 | 0.00 | 0.00 | 0.00 |
| Debt Service Fund or | 35140637 | INTEREST ON BONDS 2019 | 0.00 | 0.00 | 0.00 | 0.00 | 0.00 | 0.00 | 0.00 |
| Debt Service Fund or | 35146218 | INTEREST ON BONDS 2022 | 0.00 | 0.00 | 0.00 | 0.00 | 0.00 | 0.00 | 0.00 |

Expenditure Report

Fiscal Year: 2023-2024
Month: July

COUNTY OF GRUNDY SCHOOL DIST 111

| Fund Description | Account | Account Description | Revised Budget | MTD Activity | Encumbrance | Pending Activity | Available Funds | Year to Date Activity | Percent of Budget Used |
|----------------------|----------|------------------------|----------------|--------------|-------------|------------------|-----------------|-----------------------|------------------------|
| Debt Service Fund or | | PAYMENT TO ESCROW | 0.00 | 0.00 | 0.00 | 0.00 | 0.00 | 0.00 | 0.00 |
| Debt Service Fund or | 35200619 | BONDS RETIRED 2011 | 0.00 | 0.00 | 0.00 | 0.00 | 0.00 | 0.00 | 0.00 |
| Debt Service Fund or | 35200620 | BONDS RETIRED 2012A | 0.00 | 0.00 | 0.00 | 0.00 | 0.00 | 0.00 | 0.00 |
| Debt Service Fund or | 35200621 | BONDS RETIRED 2012B | 0.00 | 0.00 | 0.00 | 0.00 | 0.00 | 0.00 | 0.00 |
| Debt Service Fund or | 35200622 | BOND RETIRED THROUGH | 0.00 | 0.00 | 0.00 | 0.00 | 0.00 | 0.00 | 0.00 |
| Debt Service Fund or | 35200610 | BONDS RETIRED 2006B | 0.00 | 0.00 | 0.00 | 0.00 | 0.00 | 0.00 | 0.00 |
| Debt Service Fund or | 35200611 | BOND RETIRED-1999 | 0.00 | 0.00 | 0.00 | 0.00 | 0.00 | 0.00 | 0.00 |
| Debt Service Fund or | 35200612 | BONDS RETIRED-2005 | 0.00 | 0.00 | 0.00 | 0.00 | 0.00 | 0.00 | 0.00 |
| Debt Service Fund or | 35200613 | BOND RETIRED 2006A | 0.00 | 0.00 | 0.00 | 0.00 | 0.00 | 0.00 | 0.00 |
| Debt Service Fund or | 35200614 | BOND RETIRED 2010 | 0.00 | 0.00 | 0.00 | 0.00 | 0.00 | 0.00 | 0.00 |
| Debt Service Fund or | 35200615 | APPLE LEASE PRINCIPAL | 0.00 | 0.00 | 0.00 | 0.00 | 0.00 | 0.00 | 161 0.00 |
| Debt Service Fund or | 35200616 | BONDS RETIRED - 2001 | 0.00 | 0.00 | 0.00 | 0.00 | 0.00 | 0.00 | 0.00 |
| Debt Service Fund or | 35200617 | BONDS RETIRED | 0.00 | 0.00 | 0.00 | 0.00 | 0.00 | 0.00 | 0.00 |
| Debt Service Fund or | 35200618 | BONDS RETIRED 2008 | 0.00 | 0.00 | 0.00 | 0.00 | 0.00 | 0.00 | 0.00 |
| Debt Service Fund or | 35200629 | PRINCIPAL ON BONDS | 0.00 | 0.00 | 0.00 | 0.00 | 0.00 | 0.00 | 0.00 |
| Debt Service Fund or | 35200623 | INTEREST PAYMENT ON | 0.00 | 0.00 | 0.00 | 0.00 | 0.00 | 0.00 | 0.00 |
| Debt Service Fund or | 35300624 | PRINCIPAL ON BONDS | 0.00 | 0.00 | 0.00 | 0.00 | 0.00 | 0.00 | 0.00 |
| Debt Service Fund or | 35300611 | BOND PRINCIPAL | 0.00 | 0.00 | 0.00 | 0.00 | 0.00 | 0.00 | 0.00 |
| Debt Service Fund or | 35300612 | COST OF BOND ISSUANCE | 0.00 | 0.00 | 0.00 | 0.00 | 0.00 | 0.00 | 0.00 |
| Debt Service Fund or | 35300613 | PRINCIPAL ON BOND | 0.00 | 0.00 | 0.00 | 0.00 | 0.00 | 0.00 | 0.00 |
| Debt Service Fund or | 35300614 | PRINCIPAL ON BOND 2008 | 0.00 | 0.00 | 0.00 | 0.00 | 0.00 | 0.00 | 0.00 |
| Debt Service Fund or | 35300615 | PRINCIPAL ON BOND 2010 | 0.00 | 0.00 | 0.00 | 0.00 | 0.00 | 0.00 | 0.00 |
| Debt Service Fund or | 35300616 | PRINCIPAL ON BONDS | 0.00 | 0.00 | 0.00 | 0.00 | 0.00 | 0.00 | 0.00 |
| Debt Service Fund or | 35300617 | PRINCIPAL ON BONDS | 0.00 | 0.00 | 0.00 | 0.00 | 0.00 | 0.00 | 0.00 |

Expenditure Report

Fiscal Year: 2023-2024
Month: July

COUNTY OF GRUNDY SCHOOL DIST 111

| Fund Description | Account | Account Description | Revised Budget | MTD Activity | Encumbrance | Pending Activity | Available Funds | Year to Date Activity | Percent of Budget Used |
|----------------------|------------|------------------------|----------------|--------------|-------------|------------------|-----------------|-----------------------|------------------------|
| Debt Service Fund or | 35300618 | PRINCIPAL ON BONDS | 0.00 | 0.00 | 0.00 | 0.00 | 0.00 | 0.00 | 0.00 |
| Debt Service Fund or | 35300619 | PRINCIPAL ON BONDS | 0.00 | 0.00 | 0.00 | 0.00 | 0.00 | 0.00 | 0.00 |
| Debt Service Fund or | 35300620 | PRINCIPAL ON BONDS | 0.00 | 0.00 | 0.00 | 0.00 | 0.00 | 0.00 | 0.00 |
| Debt Service Fund or | 35300621 | PRINCIPAL ON BONDS | 0.00 | 0.00 | 0.00 | 0.00 | 0.00 | 0.00 | 0.00 |
| Debt Service Fund or | 35300622 | PRINCIPAL ON BONDS | 0.00 | 0.00 | 0.00 | 0.00 | 0.00 | 0.00 | 0.00 |
| Debt Service Fund or | 35300623 | PRINCIPAL ON BONDS | 0.00 | 0.00 | 0.00 | 0.00 | 0.00 | 0.00 | 0.00 |
| Debt Service Fund or | 3530611013 | PRINCIPAL ON BONDS | 0.00 | 0.00 | 0.00 | 0.00 | 0.00 | 0.00 | 0.00 |
| Debt Service Fund or | 35300712 | COMPUTER LEASE | 0.00 | 0.00 | 0.00 | 0.00 | 0.00 | 0.00 | 0.00 |
| Debt Service Fund or | 35300710 | PRINTROOM COPIER | 0.00 | 0.00 | 0.00 | 0.00 | 0.00 | 0.00 | 0.00 |
| Debt Service Fund or | 35300711 | OTHER COPIERS LEASE | 0.00 | 0.00 | 0.00 | 0.00 | 0.00 | 0.00 | 0.00 |
| Debt Service Fund or | 35300714 | DISTRICT OFFICE LEASE | 0.00 | 0.00 | 0.00 | 0.00 | 0.00 | 0.00 | 162 0.00 |
| Debt Service Fund or | 35300715 | MINOOKA ACADEMY | 0.00 | 0.00 | 0.00 | 0.00 | 0.00 | 0.00 | 0.00 |
| Debt Service Fund or | 353007122 | PRINTROOM COPIER | 0.00 | 0.00 | 0.00 | 0.00 | 0.00 | 0.00 | 0.00 |
| Debt Service Fund or | 353007132 | OTHER COPIERS LEASE S. | 0.00 | 0.00 | 0.00 | 0.00 | 0.00 | 0.00 | 0.00 |
| Debt Service Fund or | 35900318 | BOND LEGAL FEES | 0.00 | 0.00 | 0.00 | 0.00 | 0.00 | 0.00 | 0.00 |
| Debt Service Fund or | 35900319 | BOND CLOSING COSTS | 0.00 | 0.00 | 0.00 | 0.00 | 0.00 | 0.00 | 0.00 |
| Debt Service Fund or | 35900320 | BOND PREMIUM ESCROW | 0.00 | 0.00 | 0.00 | 0.00 | 0.00 | 0.00 | 0.00 |
| Debt Service Fund or | 35900390 | SERVICE CHARGE | 0.00 | 0.00 | 0.00 | 0.00 | 0.00 | 0.00 | 0.00 |
| Debt Service Fund or | 35900391 | REMARKETING AGENT | 0.00 | 0.00 | 0.00 | 0.00 | 0.00 | 0.00 | 0.00 |
| Debt Service Fund or | 35900611 | ESCROW ADJUSTMENTS | 0.00 | 0.00 | 0.00 | 0.00 | 0.00 | 0.00 | 0.00 |
| Debt Service Fund or | 38990000 | OTHER MISC FINANCING | 0.00 | 0.00 | 0.00 | 0.00 | 0.00 | 0.00 | 0.00 |
| 30 - ----- | | | 0.00 | 0.00 | 0.00 | 0.00 | 0.00 | 0.00 | |
| 3- ----- | | | 0.00 | 0.00 | 0.00 | 0.00 | 0.00 | 0.00 | |
| Transportation Fund | | DIST 111 GROUP MEDICAL | 0.00 | 4,287.09 | 0.00 | 0.00 | -4,287.09 | 4,287.09 | 0.00 |

Expenditure Report

Fiscal Year: 2023-2024
Month: July

COUNTY OF GRUNDY SCHOOL DIST 111

| Fund Description | Account | Account Description | Revised Budget | MTD Activity | Encumbrance | Pending Activity | Available Funds | Year to Date Activity | Percent of Budget Used |
|---------------------|----------|-------------------------|----------------|--------------|-------------|------------------|-----------------|-----------------------|------------------------|
| Transportation Fund | | DIST 111 GROUP DENTAL | 0.00 | 34.98 | 0.00 | 0.00 | -34.98 | 34.98 | 0.00 |
| Transportation Fund | 42190110 | CSBO SALARY | 0.00 | 4,998.42 | 0.00 | 0.00 | -4,998.42 | 4,998.42 | 0.00 |
| Transportation Fund | 42190211 | CSBO TRS | 0.00 | 612.44 | 0.00 | 0.00 | -612.44 | 612.44 | 0.00 |
| Transportation Fund | | CSBO IMRF | 0.00 | 0.00 | 0.00 | 0.00 | 0.00 | 0.00 | 0.00 |
| Transportation Fund | 40-2190- | CSBO SALARY (GTL) | 0.00 | 0.00 | 0.00 | 0.00 | 0.00 | 0.00 | 0.00 |
| Transportation Fund | 42190222 | CSBO GROUP INS | 0.00 | 910.00 | 0.00 | 0.00 | -910.00 | 910.00 | 0.00 |
| Transportation Fund | | CSBO DENTAL INS | 0.00 | 40.18 | 0.00 | 0.00 | -40.18 | 40.18 | 0.00 |
| Transportation Fund | 42190332 | CSBO MILEAGE | 0.00 | 0.00 | 0.00 | 0.00 | 0.00 | 0.00 | 0.00 |
| Transportation Fund | 42190640 | CSBO DUES/CLINICS | 0.00 | 0.00 | 0.00 | 0.00 | 0.00 | 0.00 | 0.00 |
| Transportation Fund | | BKKPER GROUP INS | 0.00 | 0.00 | 0.00 | 0.00 | 0.00 | 0.00 | 0.00 |
| Transportation Fund | | DIST 111 GROUP DENTAL | 0.00 | 0.00 | 0.00 | 0.00 | 0.00 | 0.00 | 163 0.00 |
| Transportation Fund | 42310200 | BOARD OF ED-OTHER | 0.00 | 0.00 | 0.00 | 0.00 | 0.00 | 0.00 | 0.00 |
| Transportation Fund | | Transportation Purchase | 0.00 | 0.00 | 0.00 | 0.00 | 0.00 | 0.00 | 0.00 |
| Transportation Fund | 42550110 | TRANS SECY SALARY | 0.00 | 7,103.78 | 0.00 | 0.00 | -7,103.78 | 7,103.78 | 0.00 |
| Transportation Fund | 42550111 | GAVC/PREMIER ROUTE | 0.00 | 0.00 | 0.00 | 0.00 | 0.00 | 0.00 | 0.00 |
| Transportation Fund | 42550112 | OUT OF DISTRICT ROUTE | 0.00 | 47,981.65 | 0.00 | 0.00 | -63,048.16 | 47,981.65 | 0.00 |
| Transportation Fund | 42550113 | REGULAR ROUTE SALARY | 0.00 | 32,279.99 | 0.00 | 0.00 | -46,847.52 | 32,279.99 | 0.00 |
| Transportation Fund | 42550114 | BKKPER TRANS SALARY | 0.00 | 578.82 | 0.00 | 0.00 | -578.82 | 578.82 | 0.00 |
| Transportation Fund | 42550115 | OUT OF DISTRICT BUS | 0.00 | 8,752.41 | 0.00 | 0.00 | -11,253.63 | 8,752.41 | 0.00 |
| Transportation Fund | 42550116 | SHUTTLE(S) | 0.00 | 0.00 | 0.00 | 0.00 | 0.00 | 0.00 | 0.00 |
| Transportation Fund | 42550117 | BUS SUBS 201 FOR 111 | 0.00 | 0.00 | 0.00 | 0.00 | 0.00 | 0.00 | 0.00 |
| Transportation Fund | 42550118 | IDEA PART B SP ED BUS | 0.00 | 0.00 | 0.00 | 0.00 | 0.00 | 0.00 | 0.00 |
| Transportation Fund | 42550119 | FULL TIME DRIVER | 0.00 | 4,646.63 | 0.00 | 0.00 | -6,960.01 | 4,646.63 | 0.00 |
| Transportation Fund | 42550130 | EXTRA DUTY (non-drive) | 0.00 | 408.85 | 0.00 | 0.00 | -408.85 | 408.85 | 0.00 |

Expenditure Report

Fiscal Year: 2023-2024
Month: July

COUNTY OF GRUNDY SCHOOL DIST 111

| Fund Description | Account | Account Description | Revised Budget | MTD Activity | Encumbrance | Pending Activity | Available Funds | Year to Date Activity | Percent of Budget Used |
|---------------------|-----------|-----------------------|----------------|--------------|-------------|------------------|-----------------|-----------------------|------------------------|
| Transportation Fund | 42550131 | ACADEMIC TRIP(S) | 0.00 | 82.76 | 0.00 | 0.00 | -82.76 | 82.76 | 0.00 |
| Transportation Fund | 42550132 | ATHLETIC/ACTIVITES | 0.00 | 2,239.72 | 0.00 | 0.00 | -2,239.72 | 2,239.72 | 0.00 |
| Transportation Fund | 42550133 | ACTIVITIES TRIP | 0.00 | 0.00 | 0.00 | 0.00 | 0.00 | 0.00 | 0.00 |
| Transportation Fund | 42550223 | TRANS SEC INSURANCE | 0.00 | 0.00 | 0.00 | 0.00 | 0.00 | 0.00 | 0.00 |
| Transportation Fund | 42554223 | TRANS. DIR. INSURANCE | 0.00 | 0.00 | 0.00 | 0.00 | 0.00 | 0.00 | 0.00 |
| Transportation Fund | 40-2550- | TRANSPORTATION | 0.00 | 4,435.42 | 0.00 | 0.00 | -4,435.42 | 4,435.42 | 0.00 |
| Transportation Fund | | FT BUS DRIVER GROUP | 0.00 | 0.00 | 0.00 | 0.00 | 0.00 | 0.00 | 0.00 |
| Transportation Fund | FULL TIME | 40 E 2550 2220 00 300 | 0.00 | 0.00 | 0.00 | 0.00 | 0.00 | 0.00 | 0.00 |
| Transportation Fund | | BKKPER TRANS GROUP | 0.00 | 86.60 | 0.00 | 0.00 | -86.60 | 86.60 | 0.00 |
| Transportation Fund | | BUS DRIVER GROUP INS | 0.00 | 1,712.26 | 0.00 | 0.00 | -2,568.39 | 1,712.26 | 0.00 |
| Transportation Fund | | TRANS SEC DENTAL INS | 0.00 | 75.56 | 0.00 | 0.00 | -75.56 | 75.56 | 164 0.00 |
| Transportation Fund | | BKKPER DENTAL INS | 0.00 | 3.78 | 0.00 | 0.00 | -3.78 | 3.78 | 0.00 |
| Transportation Fund | 42550230 | COURSE | 0.00 | 0.00 | 0.00 | 0.00 | 0.00 | 0.00 | 0.00 |
| Transportation Fund | 42550310 | TRANS HEALTH EXAMS | 0.00 | 0.00 | 0.00 | 0.00 | 0.00 | 0.00 | 0.00 |
| Transportation Fund | 42551310 | TANK TESTING | 0.00 | 0.00 | 0.00 | 0.00 | 0.00 | 0.00 | 0.00 |
| Transportation Fund | 42550320 | BUS LEASES | 0.00 | 562,901.55 | 0.00 | 0.00 | -562,901.55 | 562,901.55 | 0.00 |
| Transportation Fund | 42550321 | GARBAGE DISPOSAL | 0.00 | 720.55 | 0.00 | 0.00 | -720.55 | 720.55 | 0.00 |
| Transportation Fund | 42550322 | CLEANING SERVICES | 0.00 | 643.08 | 0.00 | 0.00 | -643.08 | 643.08 | 0.00 |
| Transportation Fund | 42551322 | SNOW REMOVAL-BUS | 0.00 | 0.00 | 0.00 | 0.00 | 0.00 | 0.00 | 0.00 |
| Transportation Fund | 42550331 | SPECIAL ED TRANS | 0.00 | 322.26 | 0.00 | 0.00 | -322.26 | 322.26 | 0.00 |
| Transportation Fund | 42550332 | TRANS MILEAGE | 0.00 | 0.00 | 0.00 | 0.00 | 0.00 | 0.00 | 0.00 |
| Transportation Fund | 42550340 | PHONE-BUS GARAGE | 0.00 | 77.84 | 0.00 | 0.00 | -77.84 | 77.84 | 0.00 |
| Transportation Fund | 42551340 | TRANS POSTAGE | 0.00 | 0.00 | 0.00 | 0.00 | 0.00 | 0.00 | 0.00 |
| Transportation Fund | 42550350 | TRANS ADVERTISING | 0.00 | 538.00 | 0.00 | 0.00 | -538.00 | 538.00 | 0.00 |

Expenditure Report

Fiscal Year: 2023-2024
Month: July

COUNTY OF GRUNDY SCHOOL DIST 111

| Fund Description | Account | Account Description | Revised Budget | MTD Activity | Encumbrance | Pending Activity | Available Funds | Year to Date Activity | Percent of Budget Used |
|---------------------|----------|-----------------------|----------------|--------------|-------------|------------------|-----------------|-----------------------|------------------------|
| Transportation Fund | 42550370 | WATER-BUS GARAGE | 0.00 | 11.42 | 0.00 | 0.00 | -11.42 | 11.42 | 0.00 |
| Transportation Fund | 42550380 | UNEMPLOY INSURANCE | 0.00 | 0.00 | 0.00 | 0.00 | 0.00 | 0.00 | 0.00 |
| Transportation Fund | 42550381 | WORKERS COMP | 0.00 | 0.00 | 0.00 | 0.00 | 0.00 | 0.00 | 0.00 |
| Transportation Fund | 42550382 | BUS FLEET INSURANCE | 0.00 | 0.00 | 0.00 | 0.00 | 0.00 | 0.00 | 0.00 |
| Transportation Fund | 42550390 | MECHANICS | 0.00 | 0.00 | 0.00 | 0.00 | 0.00 | 0.00 | 0.00 |
| Transportation Fund | 42550391 | ROUTING SOFTWARE | 0.00 | 0.00 | 0.00 | 0.00 | 0.00 | 0.00 | 0.00 |
| Transportation Fund | 42550464 | VAN FUEL | 0.00 | 1,375.24 | 0.00 | 345.53 | -1,720.77 | 1,375.24 | 0.00 |
| Transportation Fund | 42550640 | TRANS DIR | 0.00 | 135.66 | 0.00 | 0.00 | -135.66 | 135.66 | 0.00 |
| Transportation Fund | 42550690 | REFUND ACCOUNT | 0.00 | 0.00 | 0.00 | 0.00 | 0.00 | 0.00 | 0.00 |
| Transportation Fund | 42552410 | OFFICE & NON-REPAIR | 0.00 | 1,578.77 | 0.00 | 0.00 | -1,578.77 | 1,578.77 | 0.00 |
| Transportation Fund | 42552411 | BUS & VAN REPAIR | 0.00 | 1,644.27 | 0.00 | 0.00 | -1,644.27 | 1,644.27 | 165 0.00 |
| Transportation Fund | 42552464 | BUS FUEL | 0.00 | 1,656.97 | 0.00 | 242.70 | -1,899.67 | 1,656.97 | 0.00 |
| Transportation Fund | 42552465 | NATURAL GAS-BUS | 0.00 | 71.47 | 0.00 | 0.00 | -71.47 | 71.47 | 0.00 |
| Transportation Fund | 42552466 | ELECTRICITY-BUS | 0.00 | 691.93 | 0.00 | 0.00 | -691.93 | 691.93 | 0.00 |
| Transportation Fund | 42554110 | BUS MECHANIC SALARY | 0.00 | 8,352.48 | 0.00 | 0.00 | -8,352.48 | 8,352.48 | 0.00 |
| Transportation Fund | 42554111 | TRANS DIRECTORS | 0.00 | 7,023.82 | 0.00 | 0.00 | -7,023.82 | 7,023.82 | 0.00 |
| Transportation Fund | 42554222 | BUS MECH GROUP INS | 0.00 | 5,694.66 | 0.00 | 0.00 | -5,694.66 | 5,694.66 | 0.00 |
| Transportation Fund | | TRANS DIRECTORS | 0.00 | 1,815.66 | 0.00 | 0.00 | -1,815.66 | 1,815.66 | 0.00 |
| Transportation Fund | | BUS MECH DENTAL INS | 0.00 | 37.78 | 0.00 | 0.00 | -37.78 | 37.78 | 0.00 |
| Transportation Fund | | TRANS DIRECTOR DENTAL | 0.00 | 37.78 | 0.00 | 0.00 | -37.78 | 37.78 | 0.00 |
| Transportation Fund | 42554300 | TRANS CONTR SERV | 0.00 | 674.85 | 0.00 | 0.00 | -674.85 | 674.85 | 0.00 |
| Transportation Fund | 42554323 | TRANS REPAIR/MAINT | 0.00 | 3,431.97 | 0.00 | 0.00 | -3,431.97 | 3,431.97 | 0.00 |
| Transportation Fund | 42554339 | INSPECTION/LICENSE | 0.00 | 0.00 | 0.00 | 0.00 | 0.00 | 0.00 | 0.00 |
| Transportation Fund | 42554540 | TRANS EQUIPMENT | 0.00 | 0.00 | 0.00 | 0.00 | 0.00 | 0.00 | 0.00 |

Expenditure Report

Fiscal Year: 2023-2024
Month: July

COUNTY OF GRUNDY SCHOOL DIST 111

| Fund Description | Account | Account Description | Revised Budget | MTD Activity | Encumbrance | Pending Activity | Available Funds | Year to Date Activity | Percent of Budget Used |
|-------------------------|-------------|---------------------|----------------|-------------------|-------------|------------------|--------------------|-----------------------|------------------------|
| Transportation Fund | 42554550 | TRANS VEHICLES | 0.00 | 0.00 | 0.00 | 0.00 | 0.00 | 0.00 | 0.00 |
| Transportation Fund | 42559520 | BUS GARAGE ADDITION | 0.00 | 0.00 | 0.00 | 0.00 | 0.00 | 0.00 | 0.00 |
| Transportation Fund | 42559530 | TRANS BLDG IMPROVE | 0.00 | 0.00 | 0.00 | 0.00 | 0.00 | 0.00 | 0.00 |
| Transportation Fund | 42559690 | TRANS - OTHER | 0.00 | 0.00 | 0.00 | 0.00 | 0.00 | 0.00 | 0.00 |
| Transportation Fund | 40-481-222- | IMRF (BMF 3000) | 0.00 | 0.00 | 0.00 | 0.00 | 0.00 | 0.00 | 0.00 |
| Transportation Fund | 40-481-222- | IMRF (BMF 3000) | 0.00 | 0.00 | 0.00 | 0.00 | 0.00 | 0.00 | 0.00 |
| Transportation Fund | | Interfund Transfers | 0.00 | 0.00 | 0.00 | 0.00 | 0.00 | 0.00 | 0.00 |
| 40 - ----- | | | 0.00 | 720,709.35 | 0.00 | 588.23 | -756,602.35 | 720,709.35 | |
| 4- - ----- | | | 0.00 | 720,709.35 | 0.00 | 588.23 | -756,602.35 | 720,709.35 | |
| I.M.R.F./Soc. Sec. Fund | 50-1130-212 | TITLE 1 SALARIES | 0.00 | 415.31 | 0.00 | 0.00 | -595.55 | 415.31 | 0.00 |
| I.M.R.F./Soc. Sec. Fund | 51130212 | CAMPUS MONITOR IMRF | 0.00 | 1,414.34 | 0.00 | 0.00 | -2,121.53 | 1,414.34 | 166.00 |
| I.M.R.F./Soc. Sec. Fund | | NURSE IMRF | 0.00 | 21.92 | 0.00 | 0.00 | -32.88 | 21.92 | 0.00 |
| I.M.R.F./Soc. Sec. Fund | | DEAN SEC IMRF | 0.00 | 48.69 | 0.00 | 0.00 | -71.76 | 48.69 | 0.00 |
| I.M.R.F./Soc. Sec. Fund | | PI IMRF | 0.00 | 0.00 | 0.00 | 0.00 | 0.00 | 0.00 | 0.00 |
| I.M.R.F./Soc. Sec. Fund | 5113021250 | ATH TRAINER IMRF | 0.00 | 0.00 | 0.00 | 0.00 | 0.00 | 0.00 | 0.00 |
| I.M.R.F./Soc. Sec. Fund | 50-1130-213 | TITLE 1 FICA | 0.00 | 283.90 | 0.00 | 0.00 | -407.11 | 283.90 | 0.00 |
| I.M.R.F./Soc. Sec. Fund | 51130213 | CAMPUS MONITOR FICA | 0.00 | 845.98 | 0.00 | 0.00 | -1,268.98 | 845.98 | 0.00 |
| I.M.R.F./Soc. Sec. Fund | | NURSE FICA | 0.00 | 14.98 | 0.00 | 0.00 | -22.47 | 14.98 | 0.00 |
| I.M.R.F./Soc. Sec. Fund | | DEAN SEC FICA | 0.00 | 33.28 | 0.00 | 0.00 | -49.05 | 33.28 | 0.00 |
| I.M.R.F./Soc. Sec. Fund | | MONITOR FICA | 0.00 | 0.00 | 0.00 | 0.00 | 0.00 | 0.00 | 0.00 |
| I.M.R.F./Soc. Sec. Fund | | SEC FICA | 0.00 | 0.00 | 0.00 | 0.00 | 0.00 | 0.00 | 0.00 |
| I.M.R.F./Soc. Sec. Fund | 5113021305 | ENGLISH/DRAMA FICA | 0.00 | 0.00 | 0.00 | 0.00 | 0.00 | 0.00 | 0.00 |
| I.M.R.F./Soc. Sec. Fund | 5113021312 | MUSIC SALARY FICA | 0.00 | 0.00 | 0.00 | 0.00 | 0.00 | 0.00 | 0.00 |
| I.M.R.F./Soc. Sec. Fund | 5113021321 | DRIVER ED FICA | 0.00 | 0.00 | 0.00 | 0.00 | 0.00 | 0.00 | 0.00 |

Expenditure Report

Fiscal Year: 2023-2024
Month: July

COUNTY OF GRUNDY SCHOOL DIST 111

| Fund Description | Account | Account Description | Revised Budget | MTD Activity | Encumbrance | Pending Activity | Available Funds | Year to Date Activity | Percent of Budget Used |
|-------------------------|-------------|-----------------------|----------------|--------------|-------------|------------------|-----------------|-----------------------|------------------------|
| I.M.R.F./Soc. Sec. Fund | 50-1130- | INSTR LEADER SALARY | 0.00 | 0.00 | 0.00 | 0.00 | 0.00 | 0.00 | 0.00 |
| I.M.R.F./Soc. Sec. Fund | 5113021350 | ATH TRAINER FICA | 0.00 | 0.00 | 0.00 | 0.00 | 0.00 | 0.00 | 0.00 |
| I.M.R.F./Soc. Sec. Fund | 50-1130-214 | AIDE MEDICARE | 0.00 | 66.39 | 0.00 | 0.00 | -95.20 | 66.39 | 0.00 |
| I.M.R.F./Soc. Sec. Fund | 51130214 | INSTR MEDICARE | 0.00 | 258.77 | 0.00 | 0.00 | -388.15 | 258.77 | 0.00 |
| I.M.R.F./Soc. Sec. Fund | | INSTR MEDICARE | 0.00 | 247.00 | 0.00 | 0.00 | -370.42 | 247.00 | 0.00 |
| I.M.R.F./Soc. Sec. Fund | | DEAN MEDICARE | 0.00 | 58.12 | 0.00 | 0.00 | -87.52 | 58.12 | 0.00 |
| I.M.R.F./Soc. Sec. Fund | | INSTR MEDICARE | 0.00 | 0.00 | 0.00 | 0.00 | 0.00 | 0.00 | 0.00 |
| I.M.R.F./Soc. Sec. Fund | | INSTR MEDICARE | 0.00 | 323.86 | 0.00 | 0.00 | -323.86 | 323.86 | 0.00 |
| I.M.R.F./Soc. Sec. Fund | | MEDICARE | 0.00 | 0.00 | 0.00 | 0.00 | 0.00 | 0.00 | 0.00 |
| I.M.R.F./Soc. Sec. Fund | 5113021402 | ART MEDICARE | 0.00 | 267.34 | 0.00 | 0.00 | -401.01 | 267.34 | 0.00 |
| I.M.R.F./Soc. Sec. Fund | 5113021405 | ENGLISH/DRAMA | 0.00 | 2,053.39 | 0.00 | 0.00 | -3,080.12 | 2,053.39 | 167 0.00 |
| I.M.R.F./Soc. Sec. Fund | 5113021406 | FOREIGN LANG MEDICARE | 0.00 | 973.38 | 0.00 | 0.00 | -1,460.08 | 973.38 | 0.00 |
| I.M.R.F./Soc. Sec. Fund | 5113021411 | MATH MEDICARE | 0.00 | 1,625.00 | 0.00 | 0.00 | -2,437.50 | 1,625.00 | 0.00 |
| I.M.R.F./Soc. Sec. Fund | 5113021412 | MUSIC MEDICARE | 0.00 | 297.84 | 0.00 | 0.00 | -446.09 | 297.84 | 0.00 |
| I.M.R.F./Soc. Sec. Fund | 5113021413 | NAT SCIENCE MEDICARE | 0.00 | 1,575.52 | 0.00 | 0.00 | -2,363.28 | 1,575.52 | 0.00 |
| I.M.R.F./Soc. Sec. Fund | 5113021415 | SOC SCIENCE MEDICARE | 0.00 | 1,533.58 | 0.00 | 0.00 | -2,300.38 | 1,533.58 | 0.00 |
| I.M.R.F./Soc. Sec. Fund | 5113021421 | DRIVER ED MEDICARE | 0.00 | 0.00 | 0.00 | 0.00 | 0.00 | 0.00 | 0.00 |
| I.M.R.F./Soc. Sec. Fund | 5113021427 | DEPT CHAIR MEDICARE | 0.00 | 871.10 | 0.00 | 0.00 | -1,306.64 | 871.10 | 0.00 |
| I.M.R.F./Soc. Sec. Fund | 5113021450 | PHYS ED MEDICARE | 0.00 | 1,403.84 | 0.00 | 0.00 | -2,105.43 | 1,403.84 | 0.00 |
| I.M.R.F./Soc. Sec. Fund | 50-1200- | IDEA PART B SP ED | 0.00 | 0.00 | 0.00 | 0.00 | 0.00 | 0.00 | 0.00 |
| I.M.R.F./Soc. Sec. Fund | 50-1200- | IDEA SP ED LOCAL (RM) | 0.00 | 0.00 | 0.00 | 0.00 | 0.00 | 0.00 | 0.00 |
| I.M.R.F./Soc. Sec. Fund | | SPEC ED AIDE IMRF | 0.00 | 866.82 | 0.00 | 0.00 | -1,300.24 | 866.82 | 0.00 |
| I.M.R.F./Soc. Sec. Fund | | SPEC ED SEC IMRF | 0.00 | 292.42 | 0.00 | 0.00 | -292.42 | 292.42 | 0.00 |
| I.M.R.F./Soc. Sec. Fund | 50-1200- | IDEA PART B SP ED | 0.00 | 0.00 | 0.00 | 0.00 | 0.00 | 0.00 | 0.00 |

Expenditure Report

Fiscal Year: 2023-2024
Month: July

COUNTY OF GRUNDY SCHOOL DIST 111

| Fund Description | Account | Account Description | Revised Budget | MTD Activity | Encumbrance | Pending Activity | Available Funds | Year to Date Activity | Percent of Budget Used |
|-------------------------|-------------|------------------------|----------------|--------------|-------------|------------------|-----------------|-----------------------|------------------------|
| I.M.R.F./Soc. Sec. Fund | 50-1200- | IDEA SP ED LOCAL (FR) | 0.00 | 0.00 | 0.00 | 0.00 | 0.00 | 0.00 | 0.00 |
| I.M.R.F./Soc. Sec. Fund | | SPEC ED AIDE FICA | 0.00 | 583.86 | 0.00 | 0.00 | -875.80 | 583.86 | 0.00 |
| I.M.R.F./Soc. Sec. Fund | | SPEC ED SEC FICA | 0.00 | 193.68 | 0.00 | 0.00 | -193.68 | 193.68 | 0.00 |
| I.M.R.F./Soc. Sec. Fund | 50-1200- | SPECIAL ED SALARY | 0.00 | 1,414.18 | 0.00 | 0.00 | -2,121.27 | 1,414.18 | 0.00 |
| I.M.R.F./Soc. Sec. Fund | | SPEC ED MEDICARE | 0.00 | 0.00 | 0.00 | 0.00 | 0.00 | 0.00 | 0.00 |
| I.M.R.F./Soc. Sec. Fund | | SPEC ED AIDE MEDICARE | 0.00 | 136.56 | 0.00 | 0.00 | -204.84 | 136.56 | 0.00 |
| I.M.R.F./Soc. Sec. Fund | | SPEC ED SEC MEDICARE | 0.00 | 45.30 | 0.00 | 0.00 | -45.30 | 45.30 | 0.00 |
| I.M.R.F./Soc. Sec. Fund | 51250212 | COOP HOMEBOUND/HOSP | 0.00 | 0.00 | 0.00 | 0.00 | 0.00 | 0.00 | 0.00 |
| I.M.R.F./Soc. Sec. Fund | 51250213 | COOP HOMEBOUND/HOSP | 0.00 | 0.00 | 0.00 | 0.00 | 0.00 | 0.00 | 0.00 |
| I.M.R.F./Soc. Sec. Fund | 51250214 | COOP HB/HOSP | 0.00 | 0.00 | 0.00 | 0.00 | 0.00 | 0.00 | 0.00 |
| I.M.R.F./Soc. Sec. Fund | 50-1400- | CTE SALARY IMRF | 0.00 | 0.00 | 0.00 | 0.00 | 0.00 | 0.00 | 168 0.00 |
| I.M.R.F./Soc. Sec. Fund | 51400213 | VOC ED GRANT FICA | 0.00 | 0.00 | 0.00 | 0.00 | 0.00 | 0.00 | 0.00 |
| I.M.R.F./Soc. Sec. Fund | 51400214 | VOC ED GRANT MEDICARE | 0.00 | 329.18 | 0.00 | 0.00 | -493.77 | 329.18 | 0.00 |
| I.M.R.F./Soc. Sec. Fund | 5140021410 | IND TECH MEDICARE | 0.00 | 277.92 | 0.00 | 0.00 | -416.88 | 277.92 | 0.00 |
| I.M.R.F./Soc. Sec. Fund | 5140121401 | AG MEDICARE | 0.00 | 287.70 | 0.00 | 0.00 | -431.55 | 287.70 | 0.00 |
| I.M.R.F./Soc. Sec. Fund | 5140721403 | BUSINESS ED MEDICARE | 0.00 | 269.90 | 0.00 | 0.00 | -404.85 | 269.90 | 0.00 |
| I.M.R.F./Soc. Sec. Fund | 51410214 | VIDEO EDIT MEDICARE | 0.00 | 0.00 | 0.00 | 0.00 | 0.00 | 0.00 | 0.00 |
| I.M.R.F./Soc. Sec. Fund | 5141121430 | INST. TECH MEDICARE | 0.00 | 97.52 | 0.00 | 0.00 | -146.28 | 97.52 | 0.00 |
| I.M.R.F./Soc. Sec. Fund | 51417212 | ATHLETIC TRAINER IMRF | 0.00 | 434.88 | 0.00 | 0.00 | -434.88 | 434.88 | 0.00 |
| I.M.R.F./Soc. Sec. Fund | 51417213 | ATHLETIC TRAINER FICA | 0.00 | 288.40 | 0.00 | 0.00 | -288.40 | 288.40 | 0.00 |
| I.M.R.F./Soc. Sec. Fund | 51417214 | ATHLETIC TRAINER | 0.00 | 67.44 | 0.00 | 0.00 | -67.44 | 67.44 | 0.00 |
| I.M.R.F./Soc. Sec. Fund | 5142021409 | FAM/CONS SCI MEDICARE | 0.00 | 298.38 | 0.00 | 0.00 | -447.57 | 298.38 | 0.00 |
| I.M.R.F./Soc. Sec. Fund | 50-1500-212 | INVITATIONAL WKRS (RM) | 0.00 | 0.00 | 0.00 | 0.00 | 0.00 | 0.00 | 0.00 |
| I.M.R.F./Soc. Sec. Fund | 5150021230 | ATHLETIC DIR SECY IMRF | 0.00 | 0.00 | 0.00 | 0.00 | 0.00 | 0.00 | 0.00 |

Expenditure Report

Fiscal Year: 2023-2024
Month: July

COUNTY OF GRUNDY SCHOOL DIST 111

| Fund Description | Account | Account Description | Revised Budget | MTD Activity | Encumbrance | Pending Activity | Available Funds | Year to Date Activity | Percent of Budget Used |
|-------------------------|-------------|------------------------|----------------|--------------|-------------|------------------|-----------------|-----------------------|------------------------|
| I.M.R.F./Soc. Sec. Fund | | ATHLETIC DIR SECY IMRF | 0.00 | 317.62 | 0.00 | 0.00 | -317.62 | 317.62 | 0.00 |
| I.M.R.F./Soc. Sec. Fund | | ATHLETIC IMRF | 0.00 | 0.00 | 0.00 | 0.00 | 0.00 | 0.00 | 0.00 |
| I.M.R.F./Soc. Sec. Fund | | ATH/ACT | 0.00 | 39.46 | 0.00 | 0.00 | -59.20 | 39.46 | 0.00 |
| I.M.R.F./Soc. Sec. Fund | | 50 E 1500 2120 30 300 | 0.00 | 13.06 | 0.00 | 0.00 | -19.60 | 13.06 | 0.00 |
| I.M.R.F./Soc. Sec. Fund | | TECH DIR IMRF | 0.00 | 38.84 | 0.00 | 0.00 | -38.84 | 38.84 | 0.00 |
| I.M.R.F./Soc. Sec. Fund | | ATH/ACT | 0.00 | 0.00 | 0.00 | 0.00 | 0.00 | 0.00 | 0.00 |
| I.M.R.F./Soc. Sec. Fund | | ATH/ACT | 0.00 | 146.08 | 0.00 | 0.00 | -219.12 | 146.08 | 0.00 |
| I.M.R.F./Soc. Sec. Fund | 51500212 | MAIN OFFICE IMRF | 0.00 | 0.00 | 0.00 | 0.00 | 0.00 | 0.00 | 0.00 |
| I.M.R.F./Soc. Sec. Fund | 5150021270 | ACTIVITY DIR SECY IMRF | 0.00 | 367.52 | 0.00 | 0.00 | -367.52 | 367.52 | 0.00 |
| I.M.R.F./Soc. Sec. Fund | | ATH/ACT | 0.00 | 0.00 | 0.00 | 0.00 | 0.00 | 0.00 | 0.00 |
| I.M.R.F./Soc. Sec. Fund | | ATH/ACT | 0.00 | 0.00 | 0.00 | 0.00 | 0.00 | 0.00 | 169 0.00 |
| I.M.R.F./Soc. Sec. Fund | | ATH/ACT | 0.00 | 0.00 | 0.00 | 0.00 | 0.00 | 0.00 | 0.00 |
| I.M.R.F./Soc. Sec. Fund | | ATH/ACT | 0.00 | 0.00 | 0.00 | 0.00 | 0.00 | 0.00 | 0.00 |
| I.M.R.F./Soc. Sec. Fund | | ATH/ACT | 0.00 | 19.66 | 0.00 | 0.00 | -19.66 | 19.66 | 0.00 |
| I.M.R.F./Soc. Sec. Fund | | ATH/ACT | 0.00 | 119.38 | 0.00 | 0.00 | -119.38 | 119.38 | 0.00 |
| I.M.R.F./Soc. Sec. Fund | | 50 E 1500 2120 70 300 | 0.00 | 14.12 | 0.00 | 0.00 | -21.17 | 14.12 | 0.00 |
| I.M.R.F./Soc. Sec. Fund | 50-1500-213 | INVITATIONAL WKRS (FR) | 0.00 | 0.00 | 0.00 | 0.00 | 0.00 | 0.00 | 0.00 |
| I.M.R.F./Soc. Sec. Fund | 5150021330 | GOLF COACH FICA | 0.00 | 0.00 | 0.00 | 0.00 | 0.00 | 0.00 | 0.00 |
| I.M.R.F./Soc. Sec. Fund | | ATH/ACT | 0.00 | 207.80 | 0.00 | 0.00 | -207.80 | 207.80 | 0.00 |
| I.M.R.F./Soc. Sec. Fund | | ATH/ACT | 0.00 | 0.00 | 0.00 | 0.00 | 0.00 | 0.00 | 0.00 |
| I.M.R.F./Soc. Sec. Fund | | ATH/ACT | 0.00 | 0.00 | 0.00 | 0.00 | 0.00 | 0.00 | 0.00 |
| I.M.R.F./Soc. Sec. Fund | | ATH/ACT | 0.00 | 0.00 | 0.00 | 0.00 | 0.00 | 0.00 | 0.00 |
| I.M.R.F./Soc. Sec. Fund | | ATH/ACT | 0.00 | 0.00 | 0.00 | 0.00 | 0.00 | 0.00 | 0.00 |
| I.M.R.F./Soc. Sec. Fund | | ATH/ACT | 0.00 | 0.00 | 0.00 | 0.00 | 0.00 | 0.00 | 0.00 |
| I.M.R.F./Soc. Sec. Fund | | ATH/ACT | 0.00 | 0.00 | 0.00 | 0.00 | 0.00 | 0.00 | 0.00 |

Expenditure Report

Fiscal Year: 2023-2024
Month: July

COUNTY OF GRUNDY SCHOOL DIST 111

| Fund Description | Account | Account Description | Revised Budget | MTD Activity | Encumbrance | Pending Activity | Available Funds | Year to Date Activity | Percent of Budget Used |
|-------------------------|------------|-----------------------|----------------|--------------|-------------|------------------|-----------------|-----------------------|------------------------|
| I.M.R.F./Soc. Sec. Fund | | ATH/ACT | 0.00 | 26.98 | 0.00 | 0.00 | -40.48 | 26.98 | 0.00 |
| I.M.R.F./Soc. Sec. Fund | | ATH/ACT | 0.00 | 8.92 | 0.00 | 0.00 | -13.39 | 8.92 | 0.00 |
| I.M.R.F./Soc. Sec. Fund | | 50 E 1500 2130 30 300 | 0.00 | 0.00 | 0.00 | 0.00 | 0.00 | 0.00 | 0.00 |
| I.M.R.F./Soc. Sec. Fund | | ATH/ACT | 0.00 | 26.54 | 0.00 | 0.00 | -26.54 | 26.54 | 0.00 |
| I.M.R.F./Soc. Sec. Fund | | ATH/ACT | 0.00 | 0.00 | 0.00 | 0.00 | 0.00 | 0.00 | 0.00 |
| I.M.R.F./Soc. Sec. Fund | | 50 E 1500 2130 30 300 | 0.00 | 0.00 | 0.00 | 0.00 | 0.00 | 0.00 | 0.00 |
| I.M.R.F./Soc. Sec. Fund | | ATH/ACT | 0.00 | 0.00 | 0.00 | 0.00 | 0.00 | 0.00 | 0.00 |
| I.M.R.F./Soc. Sec. Fund | | ATH/ACT | 0.00 | 0.00 | 0.00 | 0.00 | 0.00 | 0.00 | 0.00 |
| I.M.R.F./Soc. Sec. Fund | | 50 E 1500 2130 30 300 | 0.00 | 0.00 | 0.00 | 0.00 | 0.00 | 0.00 | 0.00 |
| I.M.R.F./Soc. Sec. Fund | | ATH/ACT | 0.00 | 0.00 | 0.00 | 0.00 | 0.00 | 0.00 | 0.00 |
| I.M.R.F./Soc. Sec. Fund | | ATH/ACT | 0.00 | 0.00 | 0.00 | 0.00 | 0.00 | 0.00 | 170 0.00 |
| I.M.R.F./Soc. Sec. Fund | | ATH/ACT | 0.00 | 99.86 | 0.00 | 0.00 | -149.80 | 99.86 | 0.00 |
| I.M.R.F./Soc. Sec. Fund | 51500213 | MAIN OFFICE FICA | 0.00 | 0.00 | 0.00 | 0.00 | 0.00 | 0.00 | 0.00 |
| I.M.R.F./Soc. Sec. Fund | 5150021370 | ACTIVITIES FICA | 0.00 | 233.04 | 0.00 | 0.00 | -233.04 | 233.04 | 0.00 |
| I.M.R.F./Soc. Sec. Fund | | ATH/ACT | 0.00 | 0.00 | 0.00 | 0.00 | 0.00 | 0.00 | 0.00 |
| I.M.R.F./Soc. Sec. Fund | | ATH/ACT | 0.00 | 0.00 | 0.00 | 0.00 | 0.00 | 0.00 | 0.00 |
| I.M.R.F./Soc. Sec. Fund | | ATH/ACT | 0.00 | 0.00 | 0.00 | 0.00 | 0.00 | 0.00 | 0.00 |
| I.M.R.F./Soc. Sec. Fund | | ATH/ACT | 0.00 | 0.00 | 0.00 | 0.00 | 0.00 | 0.00 | 0.00 |
| I.M.R.F./Soc. Sec. Fund | | ATH/ACT | 0.00 | 0.00 | 0.00 | 0.00 | 0.00 | 0.00 | 0.00 |
| I.M.R.F./Soc. Sec. Fund | | ATH/ACT | 0.00 | 0.00 | 0.00 | 0.00 | 0.00 | 0.00 | 0.00 |
| I.M.R.F./Soc. Sec. Fund | | ATH/ACT | 0.00 | 0.00 | 0.00 | 0.00 | 0.00 | 0.00 | 0.00 |
| I.M.R.F./Soc. Sec. Fund | | ATH/ACT | 0.00 | 0.00 | 0.00 | 0.00 | 0.00 | 0.00 | 0.00 |
| I.M.R.F./Soc. Sec. Fund | | ATH/ACT | 0.00 | 0.00 | 0.00 | 0.00 | 0.00 | 0.00 | 0.00 |
| I.M.R.F./Soc. Sec. Fund | | ATH/ACT | 0.00 | 0.00 | 0.00 | 0.00 | 0.00 | 0.00 | 0.00 |
| I.M.R.F./Soc. Sec. Fund | | ATH/ACT | 0.00 | 0.00 | 0.00 | 0.00 | 0.00 | 0.00 | 0.00 |
| I.M.R.F./Soc. Sec. Fund | | ATH/ACT | 0.00 | 13.44 | 0.00 | 0.00 | -13.44 | 13.44 | 0.00 |

Expenditure Report

Fiscal Year: 2023-2024
Month: July

COUNTY OF GRUNDY SCHOOL DIST 111

| Fund Description | Account | Account Description | Revised Budget | MTD Activity | Encumbrance | Pending Activity | Available Funds | Year to Date Activity | Percent of Budget Used |
|-------------------------|-------------|------------------------|----------------|--------------|-------------|------------------|-----------------|-----------------------|------------------------|
| I.M.R.F./Soc. Sec. Fund | | ATH/ACT | 0.00 | 81.61 | 0.00 | 0.00 | -81.61 | 81.61 | 0.00 |
| I.M.R.F./Soc. Sec. Fund | | ATH/ACT | 0.00 | 0.00 | 0.00 | 0.00 | 0.00 | 0.00 | 0.00 |
| I.M.R.F./Soc. Sec. Fund | | ATH/ACT | 0.00 | 0.00 | 0.00 | 0.00 | 0.00 | 0.00 | 0.00 |
| I.M.R.F./Soc. Sec. Fund | | 50 E 1500 2130 70 300 | 0.00 | 9.66 | 0.00 | 0.00 | -14.48 | 9.66 | 0.00 |
| I.M.R.F./Soc. Sec. Fund | 50-1500-214 | INVITATIONAL WKRS (MR) | 0.00 | 0.00 | 0.00 | 0.00 | 0.00 | 0.00 | 0.00 |
| I.M.R.F./Soc. Sec. Fund | 5150021530 | ASST ATHLETIC DIR | 0.00 | 0.00 | 0.00 | 0.00 | 0.00 | 0.00 | 0.00 |
| I.M.R.F./Soc. Sec. Fund | 50-1500- | ASST ATHLETIC DIR | 0.00 | 0.00 | 0.00 | 0.00 | 0.00 | 0.00 | 0.00 |
| I.M.R.F./Soc. Sec. Fund | 5150021430 | ATHLETIC MEDICARE | 0.00 | 98.70 | 0.00 | 0.00 | -98.70 | 98.70 | 0.00 |
| I.M.R.F./Soc. Sec. Fund | | ATH/ACT | 0.00 | 66.54 | 0.00 | 0.00 | -75.51 | 66.54 | 0.00 |
| I.M.R.F./Soc. Sec. Fund | | ATH/ACT | 0.00 | 18.40 | 0.00 | 0.00 | -27.60 | 18.40 | 0.00 |
| I.M.R.F./Soc. Sec. Fund | | ATH/ACT | 0.00 | 15.20 | 0.00 | 0.00 | -22.80 | 15.20 | 171 0.00 |
| I.M.R.F./Soc. Sec. Fund | | ATH/ACT | 0.00 | 19.36 | 0.00 | 0.00 | -29.04 | 19.36 | 0.00 |
| I.M.R.F./Soc. Sec. Fund | | ATH/ACT | 0.00 | 15.78 | 0.00 | 0.00 | -23.65 | 15.78 | 0.00 |
| I.M.R.F./Soc. Sec. Fund | | ATH/ACT | 0.00 | 37.12 | 0.00 | 0.00 | -55.70 | 37.12 | 0.00 |
| I.M.R.F./Soc. Sec. Fund | | ATH/ACT | 0.00 | 21.35 | 0.00 | 0.00 | -32.03 | 21.35 | 0.00 |
| I.M.R.F./Soc. Sec. Fund | | ATH/ACT | 0.00 | 17.44 | 0.00 | 0.00 | -26.16 | 17.44 | 0.00 |
| I.M.R.F./Soc. Sec. Fund | | ATH/ACT | 0.00 | 30.98 | 0.00 | 0.00 | -46.47 | 30.98 | 0.00 |
| I.M.R.F./Soc. Sec. Fund | | ATH/ACT | 0.00 | 75.72 | 0.00 | 0.00 | -113.56 | 75.72 | 0.00 |
| I.M.R.F./Soc. Sec. Fund | | ATH/ACT | 0.00 | 46.50 | 0.00 | 0.00 | -69.76 | 46.50 | 0.00 |
| I.M.R.F./Soc. Sec. Fund | | ATH/ACT | 0.00 | 34.30 | 0.00 | 0.00 | -52.23 | 34.30 | 0.00 |
| I.M.R.F./Soc. Sec. Fund | | ATH/ACT | 0.00 | 22.62 | 0.00 | 0.00 | -33.94 | 22.62 | 0.00 |
| I.M.R.F./Soc. Sec. Fund | | ATH/ACT | 0.00 | 8.40 | 0.00 | 0.00 | -12.60 | 8.40 | 0.00 |
| I.M.R.F./Soc. Sec. Fund | | ATH/ACT | 0.00 | 27.13 | 0.00 | 0.00 | -37.59 | 27.13 | 0.00 |
| I.M.R.F./Soc. Sec. Fund | | ATH/ACT | 0.00 | 0.00 | 0.00 | 0.00 | 0.00 | 0.00 | 0.00 |

Expenditure Report

Fiscal Year: 2023-2024
Month: July

COUNTY OF GRUNDY SCHOOL DIST 111

| Fund Description | Account | Account Description | Revised Budget | MTD Activity | Encumbrance | Pending Activity | Available Funds | Year to Date Activity | Percent of Budget Used |
|-------------------------|------------|-----------------------|----------------|--------------|-------------|------------------|-----------------|-----------------------|------------------------|
| I.M.R.F./Soc. Sec. Fund | | ATH/ACT | 0.00 | 21.10 | 0.00 | 0.00 | -31.65 | 21.10 | 0.00 |
| I.M.R.F./Soc. Sec. Fund | | ATH/ACT | 0.00 | 37.16 | 0.00 | 0.00 | -55.75 | 37.16 | 0.00 |
| I.M.R.F./Soc. Sec. Fund | | ATH/ACT | 0.00 | 8.94 | 0.00 | 0.00 | -13.41 | 8.94 | 0.00 |
| I.M.R.F./Soc. Sec. Fund | | ATH/ACT | 0.00 | 11.06 | 0.00 | 0.00 | -16.59 | 11.06 | 0.00 |
| I.M.R.F./Soc. Sec. Fund | | ATH/ACT | 0.00 | 35.32 | 0.00 | 0.00 | -52.98 | 35.32 | 0.00 |
| I.M.R.F./Soc. Sec. Fund | | ATH/ACT | 0.00 | 26.24 | 0.00 | 0.00 | -39.36 | 26.24 | 0.00 |
| I.M.R.F./Soc. Sec. Fund | | ATH/ACT | 0.00 | 3.98 | 0.00 | 0.00 | -5.98 | 3.98 | 0.00 |
| I.M.R.F./Soc. Sec. Fund | | ATH/ACT | 0.00 | 23.36 | 0.00 | 0.00 | -35.04 | 23.36 | 0.00 |
| I.M.R.F./Soc. Sec. Fund | | ATH/ACT | 0.00 | 18.38 | 0.00 | 0.00 | -27.57 | 18.38 | 0.00 |
| I.M.R.F./Soc. Sec. Fund | | ATH/ACT | 0.00 | 15.78 | 0.00 | 0.00 | -23.67 | 15.78 | 0.00 |
| I.M.R.F./Soc. Sec. Fund | 5150021470 | ACTIVITIES MEDICARE | 0.00 | 122.62 | 0.00 | 0.00 | -183.93 | 122.62 | 172 0.00 |
| I.M.R.F./Soc. Sec. Fund | | ATH/ACT | 0.00 | 55.76 | 0.00 | 0.00 | -56.39 | 55.76 | 0.00 |
| I.M.R.F./Soc. Sec. Fund | | ATH/ACT | 0.00 | 27.24 | 0.00 | 0.00 | -40.86 | 27.24 | 0.00 |
| I.M.R.F./Soc. Sec. Fund | | ATH/ACT | 0.00 | 0.00 | 0.00 | 0.00 | 0.00 | 0.00 | 0.00 |
| I.M.R.F./Soc. Sec. Fund | | ATH/ACT | 0.00 | 6.18 | 0.00 | 0.00 | -9.27 | 6.18 | 0.00 |
| I.M.R.F./Soc. Sec. Fund | | ATH/ACT | 0.00 | 14.92 | 0.00 | 0.00 | -22.37 | 14.92 | 0.00 |
| I.M.R.F./Soc. Sec. Fund | | ATH/ACT | 0.00 | 6.30 | 0.00 | 0.00 | -9.45 | 6.30 | 0.00 |
| I.M.R.F./Soc. Sec. Fund | | 50 E 1500 2140 70 300 | 0.00 | 1.02 | 0.00 | 0.00 | -1.53 | 1.02 | 0.00 |
| I.M.R.F./Soc. Sec. Fund | | ATH/ACT | 0.00 | 3.00 | 0.00 | 0.00 | -4.50 | 3.00 | 0.00 |
| I.M.R.F./Soc. Sec. Fund | | ATH/ACT | 0.00 | 25.38 | 0.00 | 0.00 | -38.07 | 25.38 | 0.00 |
| I.M.R.F./Soc. Sec. Fund | | ATH/ACT | 0.00 | 11.94 | 0.00 | 0.00 | -17.91 | 11.94 | 0.00 |
| I.M.R.F./Soc. Sec. Fund | | ATH/ACT | 0.00 | 11.02 | 0.00 | 0.00 | -16.53 | 11.02 | 0.00 |
| I.M.R.F./Soc. Sec. Fund | | ATH/ACT | 0.00 | 6.50 | 0.00 | 0.00 | -9.75 | 6.50 | 0.00 |
| I.M.R.F./Soc. Sec. Fund | | ATH/ACT | 0.00 | 7.22 | 0.00 | 0.00 | -10.83 | 7.22 | 0.00 |

Expenditure Report

Fiscal Year: 2023-2024
Month: July

COUNTY OF GRUNDY SCHOOL DIST 111

| Fund Description | Account | Account Description | Revised Budget | MTD Activity | Encumbrance | Pending Activity | Available Funds | Year to Date Activity | Percent of Budget Used |
|-------------------------|---------|---------------------|----------------|--------------|-------------|------------------|-----------------|-----------------------|------------------------|
| I.M.R.F./Soc. Sec. Fund | | ATH/ACT | 0.00 | 22.06 | 0.00 | 0.00 | -33.09 | 22.06 | 0.00 |
| I.M.R.F./Soc. Sec. Fund | | ATH/ACT | 0.00 | 0.00 | 0.00 | 0.00 | 0.00 | 0.00 | 0.00 |
| I.M.R.F./Soc. Sec. Fund | | ATH/ACT | 0.00 | 3.80 | 0.00 | 0.00 | -5.70 | 3.80 | 0.00 |
| I.M.R.F./Soc. Sec. Fund | | ATH/ACT | 0.00 | 2.80 | 0.00 | 0.00 | -4.20 | 2.80 | 0.00 |
| I.M.R.F./Soc. Sec. Fund | | ATH/ACT | 0.00 | 8.80 | 0.00 | 0.00 | -13.19 | 8.80 | 0.00 |
| I.M.R.F./Soc. Sec. Fund | | ATH/ACT | 0.00 | 0.00 | 0.00 | 0.00 | 0.00 | 0.00 | 0.00 |
| I.M.R.F./Soc. Sec. Fund | | ATH/ACT | 0.00 | 4.42 | 0.00 | 0.00 | -6.62 | 4.42 | 0.00 |
| I.M.R.F./Soc. Sec. Fund | | ATH/ACT | 0.00 | 2.66 | 0.00 | 0.00 | -3.99 | 2.66 | 0.00 |
| I.M.R.F./Soc. Sec. Fund | | ATH/ACT | 0.00 | 14.08 | 0.00 | 0.00 | -21.13 | 14.08 | 0.00 |
| I.M.R.F./Soc. Sec. Fund | | ATH/ACT | 0.00 | 6.48 | 0.00 | 0.00 | -9.72 | 6.48 | 0.00 |
| I.M.R.F./Soc. Sec. Fund | | ATH/ACT | 0.00 | 2.54 | 0.00 | 0.00 | -3.81 | 2.54 | 173 0.00 |
| I.M.R.F./Soc. Sec. Fund | | ATH/ACT | 0.00 | 2.06 | 0.00 | 0.00 | -3.09 | 2.06 | 0.00 |
| I.M.R.F./Soc. Sec. Fund | | ATH/ACT | 0.00 | 3.54 | 0.00 | 0.00 | -5.31 | 3.54 | 0.00 |
| I.M.R.F./Soc. Sec. Fund | | ATH/ACT | 0.00 | 3.48 | 0.00 | 0.00 | -5.22 | 3.48 | 0.00 |
| I.M.R.F./Soc. Sec. Fund | | ATH/ACT | 0.00 | 7.26 | 0.00 | 0.00 | -10.89 | 7.26 | 0.00 |
| I.M.R.F./Soc. Sec. Fund | | ATH/ACT | 0.00 | 3.48 | 0.00 | 0.00 | -5.22 | 3.48 | 0.00 |
| I.M.R.F./Soc. Sec. Fund | | ATH/ACT | 0.00 | 0.00 | 0.00 | 0.00 | 0.00 | 0.00 | 0.00 |
| I.M.R.F./Soc. Sec. Fund | | ATH/ACT | 0.00 | 4.82 | 0.00 | 0.00 | -7.23 | 4.82 | 0.00 |
| I.M.R.F./Soc. Sec. Fund | | ATH/ACT | 0.00 | 1.64 | 0.00 | 0.00 | -2.46 | 1.64 | 0.00 |
| I.M.R.F./Soc. Sec. Fund | | ATH/ACT | 0.00 | 0.00 | 0.00 | 0.00 | 0.00 | 0.00 | 0.00 |
| I.M.R.F./Soc. Sec. Fund | | ATH/ACT | 0.00 | 2.24 | 0.00 | 0.00 | -3.37 | 2.24 | 0.00 |
| I.M.R.F./Soc. Sec. Fund | | ATH/ACT | 0.00 | 0.00 | 0.00 | 0.00 | 0.00 | 0.00 | 0.00 |
| I.M.R.F./Soc. Sec. Fund | | ATH/ACT | 0.00 | 2.46 | 0.00 | 0.00 | -3.70 | 2.46 | 0.00 |
| I.M.R.F./Soc. Sec. Fund | | ATH/ACT | 0.00 | 5.82 | 0.00 | 0.00 | -8.73 | 5.82 | 0.00 |

Expenditure Report

Fiscal Year: 2023-2024
Month: July

COUNTY OF GRUNDY SCHOOL DIST 111

| Fund Description | Account | Account Description | Revised Budget | MTD Activity | Encumbrance | Pending Activity | Available Funds | Year to Date Activity | Percent of Budget Used |
|-------------------------|------------|----------------------|----------------|--------------|-------------|------------------|-----------------|-----------------------|------------------------|
| I.M.R.F./Soc. Sec. Fund | | ATH/ACT | 0.00 | 6.82 | 0.00 | 0.00 | -10.23 | 6.82 | 0.00 |
| I.M.R.F./Soc. Sec. Fund | | ATH/ACT | 0.00 | 2.46 | 0.00 | 0.00 | -3.69 | 2.46 | 0.00 |
| I.M.R.F./Soc. Sec. Fund | | ATH/ACT | 0.00 | 0.00 | 0.00 | 0.00 | 0.00 | 0.00 | 0.00 |
| I.M.R.F./Soc. Sec. Fund | | ATH/ACT | 0.00 | 5.20 | 0.00 | 0.00 | -6.23 | 5.20 | 0.00 |
| I.M.R.F./Soc. Sec. Fund | | ATH/ACT | 0.00 | 3.04 | 0.00 | 0.00 | -4.56 | 3.04 | 0.00 |
| I.M.R.F./Soc. Sec. Fund | | ATH/ACT | 0.00 | 313.74 | 0.00 | 0.00 | -313.74 | 313.74 | 0.00 |
| I.M.R.F./Soc. Sec. Fund | | ATH/ACT | 0.00 | 0.00 | 0.00 | 0.00 | 0.00 | 0.00 | 0.00 |
| I.M.R.F./Soc. Sec. Fund | | ATH/ACT | 0.00 | 3.30 | 0.00 | 0.00 | -4.95 | 3.30 | 0.00 |
| I.M.R.F./Soc. Sec. Fund | | ATH/ACT | 0.00 | 0.00 | 0.00 | 0.00 | 0.00 | 0.00 | 0.00 |
| I.M.R.F./Soc. Sec. Fund | | ATH/ACT | 0.00 | 1.82 | 0.00 | 0.00 | -2.73 | 1.82 | 0.00 |
| I.M.R.F./Soc. Sec. Fund | | ATH/ACT | 0.00 | 8.40 | 0.00 | 0.00 | -12.60 | 8.40 | 174 0.00 |
| I.M.R.F./Soc. Sec. Fund | | ATH/ACT | 0.00 | 4.12 | 0.00 | 0.00 | -6.18 | 4.12 | 0.00 |
| I.M.R.F./Soc. Sec. Fund | | ATH/ACT | 0.00 | 2.26 | 0.00 | 0.00 | -3.39 | 2.26 | 0.00 |
| I.M.R.F./Soc. Sec. Fund | | ATH/ACT | 0.00 | 4.92 | 0.00 | 0.00 | -7.38 | 4.92 | 0.00 |
| I.M.R.F./Soc. Sec. Fund | | ATH/ACT | 0.00 | 2.26 | 0.00 | 0.00 | -3.39 | 2.26 | 0.00 |
| I.M.R.F./Soc. Sec. Fund | | ATH/ACT | 0.00 | 2.06 | 0.00 | 0.00 | -3.09 | 2.06 | 0.00 |
| I.M.R.F./Soc. Sec. Fund | | ATH/ACT | 0.00 | 3.04 | 0.00 | 0.00 | -4.56 | 3.04 | 0.00 |
| I.M.R.F./Soc. Sec. Fund | | ATH/ACT | 0.00 | 2.78 | 0.00 | 0.00 | -4.17 | 2.78 | 0.00 |
| I.M.R.F./Soc. Sec. Fund | 50-1600- | SUMMER SCHOOL SALARY | 0.00 | 0.00 | 0.00 | 0.00 | 0.00 | 0.00 | 0.00 |
| I.M.R.F./Soc. Sec. Fund | 50-1600- | SUMMER SCHOOL SALARY | 0.00 | 0.00 | 0.00 | 0.00 | 0.00 | 0.00 | 0.00 |
| I.M.R.F./Soc. Sec. Fund | 51600214 | SUMMER SCHOOL | 0.00 | 0.00 | 0.00 | 0.00 | 0.00 | 0.00 | 0.00 |
| I.M.R.F./Soc. Sec. Fund | 50-1700- | SUMMER DR ED SALARY | 0.00 | 0.00 | 0.00 | 0.00 | 0.00 | 0.00 | 0.00 |
| I.M.R.F./Soc. Sec. Fund | 50-1700- | SUMMER DR ED SALARY | 0.00 | 0.00 | 0.00 | 0.00 | 0.00 | 0.00 | 0.00 |
| I.M.R.F./Soc. Sec. Fund | 5170021430 | SUMMER DR ED | 0.00 | 13.20 | 0.00 | 0.00 | -13.20 | 13.20 | 0.00 |

Expenditure Report

Fiscal Year: 2023-2024
Month: July

COUNTY OF GRUNDY SCHOOL DIST 111

| Fund Description | Account | Account Description | Revised Budget | MTD Activity | Encumbrance | Pending Activity | Available Funds | Year to Date Activity | Percent of Budget Used |
|-------------------------|-------------|-----------------------|----------------|--------------|-------------|------------------|-----------------|-----------------------|------------------------|
| I.M.R.F./Soc. Sec. Fund | 5170021421 | DRIVER ED MEDICARE | 0.00 | 512.10 | 0.00 | 0.00 | -768.15 | 512.10 | 0.00 |
| I.M.R.F./Soc. Sec. Fund | 51900212 | MINOOKA ACADEMY SECY | 0.00 | 0.00 | 0.00 | 0.00 | 0.00 | 0.00 | 0.00 |
| I.M.R.F./Soc. Sec. Fund | | MINOOKA ACADEMY SECY | 0.00 | 259.19 | 0.00 | 0.00 | -388.78 | 259.19 | 0.00 |
| I.M.R.F./Soc. Sec. Fund | 51900213 | MINOOKA ACADEMY SECY | 0.00 | 0.00 | 0.00 | 0.00 | 0.00 | 0.00 | 0.00 |
| I.M.R.F./Soc. Sec. Fund | | MINOOKA ACADEMY SECY | 0.00 | 157.92 | 0.00 | 0.00 | -236.88 | 157.92 | 0.00 |
| I.M.R.F./Soc. Sec. Fund | 51900214 | MINOOKA ACADEMY | 0.00 | 122.50 | 0.00 | 0.00 | -183.75 | 122.50 | 0.00 |
| I.M.R.F./Soc. Sec. Fund | | MINOOKA ACADEMY SECY | 0.00 | 36.94 | 0.00 | 0.00 | -55.41 | 36.94 | 0.00 |
| I.M.R.F./Soc. Sec. Fund | 50-2100- | MAIN OFFICE SECY | 0.00 | 0.00 | 0.00 | 0.00 | 0.00 | 0.00 | 0.00 |
| I.M.R.F./Soc. Sec. Fund | | MAIN OFFICE SECY | 0.00 | 258.24 | 0.00 | 0.00 | -387.36 | 258.24 | 0.00 |
| I.M.R.F./Soc. Sec. Fund | 521002121 | MINOOKA ACADEMY DIR | 0.00 | 0.00 | 0.00 | 0.00 | 0.00 | 0.00 | 0.00 |
| I.M.R.F./Soc. Sec. Fund | 50-2100- | DIR OF STUDENT SERV | 0.00 | 0.00 | 0.00 | 0.00 | 0.00 | 0.00 | 175 0.00 |
| I.M.R.F./Soc. Sec. Fund | 50-2100- | MAIN OFFICE SECY | 0.00 | 0.00 | 0.00 | 0.00 | 0.00 | 0.00 | 0.00 |
| I.M.R.F./Soc. Sec. Fund | | MAIN OFFICE SECY | 0.00 | 171.62 | 0.00 | 0.00 | -257.43 | 171.62 | 0.00 |
| I.M.R.F./Soc. Sec. Fund | 521002131 | MINOOKA ACADEMY DIR | 0.00 | 0.00 | 0.00 | 0.00 | 0.00 | 0.00 | 0.00 |
| I.M.R.F./Soc. Sec. Fund | 50-2100- | DIR OF STUDENT SERV | 0.00 | 0.00 | 0.00 | 0.00 | 0.00 | 0.00 | 0.00 |
| I.M.R.F./Soc. Sec. Fund | 52100214 | ASST PRIN-LEARN MED | 0.00 | 0.00 | 0.00 | 0.00 | 0.00 | 0.00 | 0.00 |
| I.M.R.F./Soc. Sec. Fund | | MAIN OFFICE SECY | 0.00 | 40.14 | 0.00 | 0.00 | -60.20 | 40.14 | 0.00 |
| I.M.R.F./Soc. Sec. Fund | 50-2100- | DIR STUDENT SERV. SA | 0.00 | 161.86 | 0.00 | 0.00 | -161.86 | 161.86 | 0.00 |
| I.M.R.F./Soc. Sec. Fund | 52100215 | DIR OF STUD SER | 0.00 | 0.00 | 0.00 | 0.00 | 0.00 | 0.00 | 0.00 |
| I.M.R.F./Soc. Sec. Fund | 50-2110-212 | TITLE 1 SALARIES IMRF | 0.00 | 0.00 | 0.00 | 0.00 | 0.00 | 0.00 | 0.00 |
| I.M.R.F./Soc. Sec. Fund | 50-2110-213 | TITLE 1 SALARIES FICA | 0.00 | 0.00 | 0.00 | 0.00 | 0.00 | 0.00 | 0.00 |
| I.M.R.F./Soc. Sec. Fund | 50-2110-214 | TITLE 1 SALARIES | 0.00 | 24.00 | 0.00 | 0.00 | -36.01 | 24.00 | 0.00 |
| I.M.R.F./Soc. Sec. Fund | 52113214 | SOCIAL WORKER | 0.00 | 257.19 | 0.00 | 0.00 | -391.76 | 257.19 | 0.00 |
| I.M.R.F./Soc. Sec. Fund | 50-2120- | GUIDANCE SALARY (RM) | 0.00 | 0.00 | 0.00 | 0.00 | 0.00 | 0.00 | 0.00 |

Expenditure Report

Fiscal Year: 2023-2024
Month: July

COUNTY OF GRUNDY SCHOOL DIST 111

| Fund Description | Account | Account Description | Revised Budget | MTD Activity | Encumbrance | Pending Activity | Available Funds | Year to Date Activity | Percent of Budget Used |
|-------------------------|-------------|------------------------|----------------|--------------|-------------|------------------|-----------------|-----------------------|------------------------|
| I.M.R.F./Soc. Sec. Fund | 50-2120- | GUIDANCE SALARY (FR) | 0.00 | 0.00 | 0.00 | 0.00 | 0.00 | 0.00 | 0.00 |
| I.M.R.F./Soc. Sec. Fund | | 50 E 2120 2130 00 300 | 0.00 | 0.00 | 0.00 | 0.00 | 0.00 | 0.00 | 0.00 |
| I.M.R.F./Soc. Sec. Fund | 52120214 | GUIDANCE MEDICARE | 0.00 | 523.29 | 0.00 | 0.00 | -784.00 | 523.29 | 0.00 |
| I.M.R.F./Soc. Sec. Fund | | ESSER MEDICARE | 0.00 | 53.60 | 0.00 | 0.00 | -80.41 | 53.60 | 0.00 |
| I.M.R.F./Soc. Sec. Fund | 521252120 | REGISTRAR IMRF | 0.00 | 344.16 | 0.00 | 0.00 | -344.16 | 344.16 | 0.00 |
| I.M.R.F./Soc. Sec. Fund | 521252121 | STDNT CENTER IMRF | 0.00 | 345.16 | 0.00 | 0.00 | -517.74 | 345.16 | 0.00 |
| I.M.R.F./Soc. Sec. Fund | 521252122 | ASST REGISTRAR IMRF S. | 0.00 | 262.48 | 0.00 | 0.00 | -262.48 | 262.48 | 0.00 |
| I.M.R.F./Soc. Sec. Fund | 52125213 | REGISTRAR FICA | 0.00 | 207.78 | 0.00 | 0.00 | -207.78 | 207.78 | 0.00 |
| I.M.R.F./Soc. Sec. Fund | 521252131 | STDNT CENTER FICA | 0.00 | 227.26 | 0.00 | 0.00 | -340.89 | 227.26 | 0.00 |
| I.M.R.F./Soc. Sec. Fund | 521252132 | ASST REGISTRAR FICA S. | 0.00 | 167.46 | 0.00 | 0.00 | -167.46 | 167.46 | 0.00 |
| I.M.R.F./Soc. Sec. Fund | 52125214 | REGISTRAR MEDICARE | 0.00 | 48.60 | 0.00 | 0.00 | -48.60 | 48.60 | 176 0.00 |
| I.M.R.F./Soc. Sec. Fund | | ACAD RESOURCE CTR | 0.00 | 53.14 | 0.00 | 0.00 | -79.71 | 53.14 | 0.00 |
| I.M.R.F./Soc. Sec. Fund | | ASST REGISTRAR | 0.00 | 39.16 | 0.00 | 0.00 | -39.16 | 39.16 | 0.00 |
| I.M.R.F./Soc. Sec. Fund | 52134212 | NURSE IMRF | 0.00 | 370.14 | 0.00 | 0.00 | -555.20 | 370.14 | 0.00 |
| I.M.R.F./Soc. Sec. Fund | 521342122 | NURSE IMRF S.C. | 0.00 | 523.98 | 0.00 | 0.00 | -785.96 | 523.98 | 0.00 |
| I.M.R.F./Soc. Sec. Fund | 52134213 | NURSE FICA | 0.00 | 253.02 | 0.00 | 0.00 | -379.52 | 253.02 | 0.00 |
| I.M.R.F./Soc. Sec. Fund | 521342132 | NURSE FICA S.C. | 0.00 | 358.18 | 0.00 | 0.00 | -537.27 | 358.18 | 0.00 |
| I.M.R.F./Soc. Sec. Fund | 50-2134- | NURSE SALARY (MR) | 0.00 | 59.18 | 0.00 | 0.00 | -88.77 | 59.18 | 0.00 |
| I.M.R.F./Soc. Sec. Fund | 50-2134- | NURSE SALARY S.C. (MR) | 0.00 | 83.76 | 0.00 | 0.00 | -125.64 | 83.76 | 0.00 |
| I.M.R.F./Soc. Sec. Fund | 50-2140-214 | PSYCHOLOGIST SALARY | 0.00 | 190.91 | 0.00 | 0.00 | -283.47 | 190.91 | 0.00 |
| I.M.R.F./Soc. Sec. Fund | 50-2190- | CSBO SALARY IMRF | 0.00 | 0.00 | 0.00 | 0.00 | 0.00 | 0.00 | 0.00 |
| I.M.R.F./Soc. Sec. Fund | 50-2190- | CSBO SALARY FICA | 0.00 | 0.00 | 0.00 | 0.00 | 0.00 | 0.00 | 0.00 |
| I.M.R.F./Soc. Sec. Fund | 52190214 | BUSINESS MGR MEDICARE | 0.00 | 68.94 | 0.00 | 0.00 | -68.94 | 68.94 | 0.00 |
| I.M.R.F./Soc. Sec. Fund | 50-2210- | PROF. DEVELOPMENT | 0.00 | 0.00 | 0.00 | 0.00 | 0.00 | 0.00 | 0.00 |

Expenditure Report

Fiscal Year: 2023-2024
Month: July

COUNTY OF GRUNDY SCHOOL DIST 111

| Fund Description | Account | Account Description | Revised Budget | MTD Activity | Encumbrance | Pending Activity | Available Funds | Year to Date Activity | Percent of Budget Used |
|-------------------------|-----------|--------------------------|----------------|--------------|-------------|------------------|-----------------|-----------------------|------------------------|
| I.M.R.F./Soc. Sec. Fund | 50-2210- | DIR C/I SEC. SALARY IMRF | 0.00 | 253.66 | 0.00 | 0.00 | -253.66 | 253.66 | 0.00 |
| I.M.R.F./Soc. Sec. Fund | 50-2210- | PROF. DEVELOPMENT | 0.00 | 0.00 | 0.00 | 0.00 | 0.00 | 0.00 | 0.00 |
| I.M.R.F./Soc. Sec. Fund | | 50 E 2210 2130 00 300 | 0.00 | 0.00 | 0.00 | 0.00 | 0.00 | 0.00 | 0.00 |
| I.M.R.F./Soc. Sec. Fund | 50-2210- | DIR C/I SEC. SALARY (FR) | 0.00 | 127.94 | 0.00 | 0.00 | -127.94 | 127.94 | 0.00 |
| I.M.R.F./Soc. Sec. Fund | | TITLE II MEDICARE | 0.00 | 0.00 | 0.00 | 0.00 | 0.00 | 0.00 | 0.00 |
| I.M.R.F./Soc. Sec. Fund | 50-2210- | DIRECTOR C/I SALARY | 0.00 | 152.00 | 0.00 | 0.00 | -152.00 | 152.00 | 0.00 |
| I.M.R.F./Soc. Sec. Fund | | TITLE II MEDICARE | 0.00 | 2.49 | 0.00 | 0.00 | -2.49 | 2.49 | 0.00 |
| I.M.R.F./Soc. Sec. Fund | | DIRECTOR C/I SEC | 0.00 | 29.92 | 0.00 | 0.00 | -29.92 | 29.92 | 0.00 |
| I.M.R.F./Soc. Sec. Fund | 52212214 | CURR DEVLOP/LEARN OBJ | 0.00 | 0.00 | 0.00 | 0.00 | 0.00 | 0.00 | 0.00 |
| I.M.R.F./Soc. Sec. Fund | 52213212 | STAFF DEVELOPMENT | 0.00 | 0.00 | 0.00 | 0.00 | 0.00 | 0.00 | 0.00 |
| I.M.R.F./Soc. Sec. Fund | 52213213 | STAFF DEVELOPMENT | 0.00 | 0.00 | 0.00 | 0.00 | 0.00 | 0.00 | 177 0.00 |
| I.M.R.F./Soc. Sec. Fund | 52213214 | TYPE 75 MEDICARE | 0.00 | 0.00 | 0.00 | 0.00 | 0.00 | 0.00 | 0.00 |
| I.M.R.F./Soc. Sec. Fund | 52222212 | LIBRARY IMRF | 0.00 | 407.16 | 0.00 | 0.00 | -610.74 | 407.16 | 0.00 |
| I.M.R.F./Soc. Sec. Fund | 522222122 | LIBRARY IMRF S.C. | 0.00 | 209.12 | 0.00 | 0.00 | -313.68 | 209.12 | 0.00 |
| I.M.R.F./Soc. Sec. Fund | 52222213 | LIBRARY FICA | 0.00 | 278.32 | 0.00 | 0.00 | -417.48 | 278.32 | 0.00 |
| I.M.R.F./Soc. Sec. Fund | 522222132 | LIB ASST FICA S.C. | 0.00 | 131.78 | 0.00 | 0.00 | -197.67 | 131.78 | 0.00 |
| I.M.R.F./Soc. Sec. Fund | 52222214 | LIBRARY MEDICARE | 0.00 | 65.08 | 0.00 | 0.00 | -97.62 | 65.08 | 0.00 |
| I.M.R.F./Soc. Sec. Fund | | LIB ASST FICA | 0.00 | 79.13 | 0.00 | 0.00 | -110.40 | 79.13 | 0.00 |
| I.M.R.F./Soc. Sec. Fund | 522222142 | LIB ASST MEDICARE S.C. | 0.00 | 30.82 | 0.00 | 0.00 | -46.23 | 30.82 | 0.00 |
| I.M.R.F./Soc. Sec. Fund | 52225212 | TECH IMRF | 0.00 | 730.38 | 0.00 | 0.00 | -730.38 | 730.38 | 0.00 |
| I.M.R.F./Soc. Sec. Fund | | NTSPEC IMRF | 0.00 | 550.56 | 0.00 | 0.00 | -550.56 | 550.56 | 0.00 |
| I.M.R.F./Soc. Sec. Fund | 522252122 | TECH IMRF S.C. | 0.00 | 500.40 | 0.00 | 0.00 | -601.45 | 500.40 | 0.00 |
| I.M.R.F./Soc. Sec. Fund | 52225213 | TECH FICA | 0.00 | 734.31 | 0.00 | 0.00 | -734.31 | 734.31 | 0.00 |
| I.M.R.F./Soc. Sec. Fund | | NTSPEC FICA | 0.00 | 358.18 | 0.00 | 0.00 | -358.18 | 358.18 | 0.00 |

Expenditure Report

Fiscal Year: 2023-2024
Month: July

COUNTY OF GRUNDY SCHOOL DIST 111

| Fund Description | Account | Account Description | Revised Budget | MTD Activity | Encumbrance | Pending Activity | Available Funds | Year to Date Activity | Percent of Budget Used |
|-------------------------|-------------|-----------------------|----------------|--------------|-------------|------------------|-----------------|-----------------------|------------------------|
| I.M.R.F./Soc. Sec. Fund | 522252132 | TECH ASST FICA S.C. | 0.00 | 326.16 | 0.00 | 0.00 | -395.24 | 326.16 | 0.00 |
| I.M.R.F./Soc. Sec. Fund | 52225214 | TECH/CYBRARY AIDE | 0.00 | 192.26 | 0.00 | 0.00 | -192.26 | 192.26 | 0.00 |
| I.M.R.F./Soc. Sec. Fund | | TECH ASST MEDICARE | 0.00 | 83.76 | 0.00 | 0.00 | -83.76 | 83.76 | 0.00 |
| I.M.R.F./Soc. Sec. Fund | 50-2225- | TECH ASST SALARY S.C. | 0.00 | 76.30 | 0.00 | 0.00 | -92.46 | 76.30 | 0.00 |
| I.M.R.F./Soc. Sec. Fund | 50-2300-212 | TEST PROCTOR IMRF | 0.00 | 0.00 | 0.00 | 0.00 | 0.00 | 0.00 | 0.00 |
| I.M.R.F./Soc. Sec. Fund | 50-2300-213 | TEST PROCTOR FICA | 0.00 | 0.00 | 0.00 | 0.00 | 0.00 | 0.00 | 0.00 |
| I.M.R.F./Soc. Sec. Fund | 50-2300-214 | TEST PROCTOR | 0.00 | 0.00 | 0.00 | 0.00 | 0.00 | 0.00 | 0.00 |
| I.M.R.F./Soc. Sec. Fund | 52310213 | BOARD OF ED FICA | 0.00 | 0.00 | 0.00 | 0.00 | 0.00 | 0.00 | 0.00 |
| I.M.R.F./Soc. Sec. Fund | 52310214 | BOARD OF ED MEDICARE | 0.00 | 0.00 | 0.00 | 0.00 | 0.00 | 0.00 | 0.00 |
| I.M.R.F./Soc. Sec. Fund | 52312212 | BOARD SECY IMRF | 0.00 | 0.00 | 0.00 | 0.00 | 0.00 | 0.00 | 0.00 |
| I.M.R.F./Soc. Sec. Fund | 52312213 | BOARD SECY FICA | 0.00 | 0.00 | 0.00 | 0.00 | 0.00 | 0.00 | 178 0.00 |
| I.M.R.F./Soc. Sec. Fund | 52313214 | PERFORMANCE | 0.00 | 0.00 | 0.00 | 0.00 | 0.00 | 0.00 | 0.00 |
| I.M.R.F./Soc. Sec. Fund | 52321212 | SUPT SECY IMRF | 0.00 | 410.70 | 0.00 | 0.00 | -410.70 | 410.70 | 0.00 |
| I.M.R.F./Soc. Sec. Fund | 52321213 | SUPT SECY FICA | 0.00 | 236.12 | 0.00 | 0.00 | -236.12 | 236.12 | 0.00 |
| I.M.R.F./Soc. Sec. Fund | 52321214 | SUPT SECY MEDICARE | 0.00 | 55.22 | 0.00 | 0.00 | -55.22 | 55.22 | 0.00 |
| I.M.R.F./Soc. Sec. Fund | | SUPT MEDICARE | 0.00 | 221.36 | 0.00 | 0.00 | -221.36 | 221.36 | 0.00 |
| I.M.R.F./Soc. Sec. Fund | 52367212 | CAMPUS MONITOR IMRF | 0.00 | 0.00 | 0.00 | 0.00 | 0.00 | 0.00 | 0.00 |
| I.M.R.F./Soc. Sec. Fund | | NURSE IMRF | 0.00 | 0.00 | 0.00 | 0.00 | 0.00 | 0.00 | 0.00 |
| I.M.R.F./Soc. Sec. Fund | | DEANS SECY IMRF | 0.00 | 0.00 | 0.00 | 0.00 | 0.00 | 0.00 | 0.00 |
| I.M.R.F./Soc. Sec. Fund | 52367213 | CAMPUS MONITOR FICA | 0.00 | 0.00 | 0.00 | 0.00 | 0.00 | 0.00 | 0.00 |
| I.M.R.F./Soc. Sec. Fund | | NURSE FICE | 0.00 | 0.00 | 0.00 | 0.00 | 0.00 | 0.00 | 0.00 |
| I.M.R.F./Soc. Sec. Fund | | DEANS SECY FICA | 0.00 | 0.00 | 0.00 | 0.00 | 0.00 | 0.00 | 0.00 |
| I.M.R.F./Soc. Sec. Fund | 52367214 | CAMPUS MONITOR | 0.00 | 0.00 | 0.00 | 0.00 | 0.00 | 0.00 | 0.00 |
| I.M.R.F./Soc. Sec. Fund | | NURSE MEDICARE | 0.00 | 0.00 | 0.00 | 0.00 | 0.00 | 0.00 | 0.00 |

Expenditure Report

Fiscal Year: 2023-2024
Month: July

COUNTY OF GRUNDY SCHOOL DIST 111

| Fund Description | Account | Account Description | Revised Budget | MTD Activity | Encumbrance | Pending Activity | Available Funds | Year to Date Activity | Percent of Budget Used |
|-------------------------|-----------|-------------------------|----------------|--------------|-------------|------------------|-----------------|-----------------------|------------------------|
| I.M.R.F./Soc. Sec. Fund | | DEANS SECY MEDICARE | 0.00 | 0.00 | 0.00 | 0.00 | 0.00 | 0.00 | 0.00 |
| I.M.R.F./Soc. Sec. Fund | 52410212 | PRINCIPAL SECY IMRF | 0.00 | 249.37 | 0.00 | 0.00 | -249.37 | 249.37 | 0.00 |
| I.M.R.F./Soc. Sec. Fund | | AP SECY IMRF | 0.00 | 442.86 | 0.00 | 0.00 | -442.86 | 442.86 | 0.00 |
| I.M.R.F./Soc. Sec. Fund | 52140213 | PRINCIPAL SECY FICA | 0.00 | 161.47 | 0.00 | 0.00 | -161.47 | 161.47 | 0.00 |
| I.M.R.F./Soc. Sec. Fund | | AP SECY FICA | 0.00 | 299.74 | 0.00 | 0.00 | -299.74 | 299.74 | 0.00 |
| I.M.R.F./Soc. Sec. Fund | 52410214 | PRINCIPAL SECY | 0.00 | 37.77 | 0.00 | 0.00 | -37.77 | 37.77 | 0.00 |
| I.M.R.F./Soc. Sec. Fund | | PRINCIPAL MEDICARE | 0.00 | 165.84 | 0.00 | 0.00 | -165.84 | 165.84 | 0.00 |
| I.M.R.F./Soc. Sec. Fund | | AP SECY MEDICARE | 0.00 | 70.10 | 0.00 | 0.00 | -70.10 | 70.10 | 0.00 |
| I.M.R.F./Soc. Sec. Fund | | ASST PRINCIPAL | 0.00 | 146.56 | 0.00 | 0.00 | -146.56 | 146.56 | 0.00 |
| I.M.R.F./Soc. Sec. Fund | | DEANS MEDICARE | 0.00 | 352.52 | 0.00 | 0.00 | -532.59 | 352.52 | 0.00 |
| I.M.R.F./Soc. Sec. Fund | 524102142 | PRINCIPAL MEDICARE S.C. | 0.00 | 130.94 | 0.00 | 0.00 | -130.94 | 130.94 | 179 0.00 |
| I.M.R.F./Soc. Sec. Fund | 52490212 | DEANS SECY IMRF | 0.00 | 330.09 | 0.00 | 0.00 | -496.41 | 330.09 | 0.00 |
| I.M.R.F./Soc. Sec. Fund | 52490213 | DEANS SECY FICA | 0.00 | 205.81 | 0.00 | 0.00 | -311.08 | 205.81 | 0.00 |
| I.M.R.F./Soc. Sec. Fund | 52490214 | DEANS OFFICE MEDICARE | 0.00 | 48.13 | 0.00 | 0.00 | -72.75 | 48.13 | 0.00 |
| I.M.R.F./Soc. Sec. Fund | 50-2510- | CSBO SALARY IMRF | 0.00 | 0.00 | 0.00 | 0.00 | 0.00 | 0.00 | 0.00 |
| I.M.R.F./Soc. Sec. Fund | 50-2510- | CSBO SALARY FICA | 0.00 | 0.00 | 0.00 | 0.00 | 0.00 | 0.00 | 0.00 |
| I.M.R.F./Soc. Sec. Fund | 52510214 | CSBO MEDICARE | 0.00 | 137.94 | 0.00 | 0.00 | -137.94 | 137.94 | 0.00 |
| I.M.R.F./Soc. Sec. Fund | 52525212 | BOOKKEEPER IMRF | 0.00 | 1,500.72 | 0.00 | 0.00 | -1,500.72 | 1,500.72 | 0.00 |
| I.M.R.F./Soc. Sec. Fund | 52525213 | BOOKKEEPER FICA | 0.00 | 986.74 | 0.00 | 0.00 | -986.74 | 986.74 | 0.00 |
| I.M.R.F./Soc. Sec. Fund | | BOOKKEEPER MEDICARE | 0.00 | 356.42 | 0.00 | 0.00 | -356.42 | 356.42 | 0.00 |
| I.M.R.F./Soc. Sec. Fund | 52540212 | CUSTODIAN IMRF | 0.00 | 58.80 | 0.00 | 0.00 | -58.80 | 58.80 | 0.00 |
| I.M.R.F./Soc. Sec. Fund | | CUSTODIAN IMRF | 0.00 | 4,328.55 | 0.00 | 0.00 | -4,328.55 | 4,328.55 | 0.00 |
| I.M.R.F./Soc. Sec. Fund | 525402122 | CUSTODIAN IMRF S.C. | 0.00 | 0.00 | 0.00 | 0.00 | 0.00 | 0.00 | 0.00 |
| I.M.R.F./Soc. Sec. Fund | 52540213 | CUSTODIAN FICA | 0.00 | 40.18 | 0.00 | 0.00 | -40.18 | 40.18 | 0.00 |

Expenditure Report

Fiscal Year: 2023-2024
Month: July

COUNTY OF GRUNDY SCHOOL DIST 111

| Fund Description | Account | Account Description | Revised Budget | MTD Activity | Encumbrance | Pending Activity | Available Funds | Year to Date Activity | Percent of Budget Used |
|-------------------------|-----------|-----------------------|----------------|--------------|-------------|------------------|-----------------|-----------------------|------------------------|
| I.M.R.F./Soc. Sec. Fund | | CUSTODIAN FICA | 0.00 | 2,974.96 | 0.00 | 0.00 | -2,974.96 | 2,974.96 | 0.00 |
| I.M.R.F./Soc. Sec. Fund | 525402132 | CUSTODIAN FICA S.C. | 0.00 | 0.00 | 0.00 | 0.00 | 0.00 | 0.00 | 0.00 |
| I.M.R.F./Soc. Sec. Fund | 50-2540- | CUSTODIANS SALARY | 0.00 | 9.39 | 0.00 | 0.00 | -9.39 | 9.39 | 0.00 |
| I.M.R.F./Soc. Sec. Fund | | CUSTODIANS MEDICARE | 0.00 | 695.75 | 0.00 | 0.00 | -695.75 | 695.75 | 0.00 |
| I.M.R.F./Soc. Sec. Fund | | CUSTODIAN MEDICARE | 0.00 | 0.00 | 0.00 | 0.00 | 0.00 | 0.00 | 0.00 |
| I.M.R.F./Soc. Sec. Fund | 52541212 | SUMMER CUSTODIAN | 0.00 | 261.77 | 0.00 | 0.00 | -261.77 | 261.77 | 0.00 |
| I.M.R.F./Soc. Sec. Fund | 52541213 | SUMMER CUSTODIAN FICA | 0.00 | 662.55 | 0.00 | 0.00 | -662.55 | 662.55 | 0.00 |
| I.M.R.F./Soc. Sec. Fund | | SUMMER CUSTODIAN | 0.00 | 154.94 | 0.00 | 0.00 | -154.94 | 154.94 | 0.00 |
| I.M.R.F./Soc. Sec. Fund | 52550212 | TRANS SECY IMRF | 0.00 | 534.82 | 0.00 | 0.00 | -534.82 | 534.82 | 0.00 |
| I.M.R.F./Soc. Sec. Fund | | BUS DRIVER IMRF | 0.00 | 7.51 | 0.00 | 0.00 | -7.51 | 7.51 | 0.00 |
| I.M.R.F./Soc. Sec. Fund | | BUS DRIVER OOD ROUTE | 0.00 | 4,171.23 | 0.00 | 0.00 | -5,537.80 | 4,171.23 | 180.00 |
| I.M.R.F./Soc. Sec. Fund | | BUS DRIVER REG ROUTE | 0.00 | 2,753.47 | 0.00 | 0.00 | -4,074.83 | 2,753.47 | 0.00 |
| I.M.R.F./Soc. Sec. Fund | | BOOKKEEPER IMRF | 0.00 | 52.50 | 0.00 | 0.00 | -52.50 | 52.50 | 0.00 |
| I.M.R.F./Soc. Sec. Fund | | BUS AID OOD IMRF | 0.00 | 576.91 | 0.00 | 0.00 | -803.77 | 576.91 | 0.00 |
| I.M.R.F./Soc. Sec. Fund | | 50 E 2550 2120 00 300 | 0.00 | 0.00 | 0.00 | 0.00 | 0.00 | 0.00 | 0.00 |
| I.M.R.F./Soc. Sec. Fund | | FULL TIME DRIVER IMRF | 0.00 | 421.45 | 0.00 | 0.00 | -631.27 | 421.45 | 0.00 |
| I.M.R.F./Soc. Sec. Fund | 52550213 | TRANS SECY FICA | 0.00 | 366.46 | 0.00 | 0.00 | -366.46 | 366.46 | 0.00 |
| I.M.R.F./Soc. Sec. Fund | | BUS DRIVER FICA | 0.00 | 5.13 | 0.00 | 0.00 | -5.13 | 5.13 | 0.00 |
| I.M.R.F./Soc. Sec. Fund | | BUS DRIVER OOD ROUTE | 0.00 | 3,113.80 | 0.00 | 0.00 | -4,047.91 | 3,113.80 | 0.00 |
| I.M.R.F./Soc. Sec. Fund | | BUS DRIVER REG ROUTE | 0.00 | 1,982.39 | 0.00 | 0.00 | -2,885.65 | 1,982.39 | 0.00 |
| I.M.R.F./Soc. Sec. Fund | | BOOKKEEPER FICA | 0.00 | 33.38 | 0.00 | 0.00 | -33.38 | 33.38 | 0.00 |
| I.M.R.F./Soc. Sec. Fund | | BUS AID OOD FICA | 0.00 | 542.67 | 0.00 | 0.00 | -697.75 | 542.67 | 0.00 |
| I.M.R.F./Soc. Sec. Fund | | 50 E 2550 2130 00 300 | 0.00 | 0.00 | 0.00 | 0.00 | 0.00 | 0.00 | 0.00 |
| I.M.R.F./Soc. Sec. Fund | | FULL TIME DRIVER FICA | 0.00 | 275.87 | 0.00 | 0.00 | -413.19 | 275.87 | 0.00 |

Expenditure Report

Fiscal Year: 2023-2024
Month: July

COUNTY OF GRUNDY SCHOOL DIST 111

| Fund Description | Account | Account Description | Revised Budget | MTD Activity | Encumbrance | Pending Activity | Available Funds | Year to Date Activity | Percent of Budget Used |
|-------------------------|-----------|-----------------------|----------------|--------------|-------------|------------------|-----------------|-----------------------|------------------------|
| I.M.R.F./Soc. Sec. Fund | | TRANS SECY MEDICARE | 0.00 | 85.71 | 0.00 | 0.00 | -85.71 | 85.71 | 0.00 |
| I.M.R.F./Soc. Sec. Fund | | BUS DRIVER MEDICARE | 0.00 | 1.20 | 0.00 | 0.00 | -1.20 | 1.20 | 0.00 |
| I.M.R.F./Soc. Sec. Fund | | BUS DRIVER OOD ROUTE | 0.00 | 728.14 | 0.00 | 0.00 | -946.58 | 728.14 | 0.00 |
| I.M.R.F./Soc. Sec. Fund | | BUS DRIVER REG ROUTE | 0.00 | 463.68 | 0.00 | 0.00 | -674.96 | 463.68 | 0.00 |
| I.M.R.F./Soc. Sec. Fund | | BOOKKEEPER MEDICARE | 0.00 | 7.80 | 0.00 | 0.00 | -7.80 | 7.80 | 0.00 |
| I.M.R.F./Soc. Sec. Fund | | BUS AID OOD MEDICARE | 0.00 | 126.94 | 0.00 | 0.00 | -163.23 | 126.94 | 0.00 |
| I.M.R.F./Soc. Sec. Fund | | 50 E 2550 2140 00 300 | 0.00 | 0.00 | 0.00 | 0.00 | 0.00 | 0.00 | 0.00 |
| I.M.R.F./Soc. Sec. Fund | | FULL TIME DRIVER | 0.00 | 64.51 | 0.00 | 0.00 | -96.62 | 64.51 | 0.00 |
| I.M.R.F./Soc. Sec. Fund | 52554212 | BUS MECHANIC IMRF | 0.00 | 757.56 | 0.00 | 0.00 | -757.56 | 757.56 | 0.00 |
| I.M.R.F./Soc. Sec. Fund | | TRANS DIRECTORS IMRF | 0.00 | 637.06 | 0.00 | 0.00 | -637.06 | 637.06 | 0.00 |
| I.M.R.F./Soc. Sec. Fund | 52554213 | BUS MECHANIC FICA | 0.00 | 459.36 | 0.00 | 0.00 | -459.36 | 459.36 | 181 0.00 |
| I.M.R.F./Soc. Sec. Fund | | TRANS DIRECTORS FICA | 0.00 | 426.17 | 0.00 | 0.00 | -426.17 | 426.17 | 0.00 |
| I.M.R.F./Soc. Sec. Fund | | BUS MECHANIC MEDICARE | 0.00 | 107.44 | 0.00 | 0.00 | -107.44 | 107.44 | 0.00 |
| I.M.R.F./Soc. Sec. Fund | | TRANS DIRECTORS | 0.00 | 99.67 | 0.00 | 0.00 | -99.67 | 99.67 | 0.00 |
| I.M.R.F./Soc. Sec. Fund | 52632212 | DEAN SEC IMRF | 0.00 | 205.34 | 0.00 | 0.00 | -308.01 | 205.34 | 0.00 |
| I.M.R.F./Soc. Sec. Fund | 52632213 | DEAN SECY FICA | 0.00 | 123.52 | 0.00 | 0.00 | -185.28 | 123.52 | 0.00 |
| I.M.R.F./Soc. Sec. Fund | 52632214 | DEAN SECY MEDICARE | 0.00 | 28.90 | 0.00 | 0.00 | -43.35 | 28.90 | 0.00 |
| I.M.R.F./Soc. Sec. Fund | 52633212 | PUBLIC INFO IMRF | 0.00 | 627.34 | 0.00 | 0.00 | -627.34 | 627.34 | 0.00 |
| I.M.R.F./Soc. Sec. Fund | 52633213 | PUBLIC INFO FICA | 0.00 | 428.84 | 0.00 | 0.00 | -428.84 | 428.84 | 0.00 |
| I.M.R.F./Soc. Sec. Fund | | PUBLIC INFO MEDICARE | 0.00 | 100.30 | 0.00 | 0.00 | -100.30 | 100.30 | 0.00 |
| I.M.R.F./Soc. Sec. Fund | 53200212 | WELLNESS CENTER IMRF | 0.00 | 0.00 | 0.00 | 0.00 | 0.00 | 0.00 | 0.00 |
| I.M.R.F./Soc. Sec. Fund | 53200213 | WELLNESS CENTER | 0.00 | 0.00 | 0.00 | 0.00 | 0.00 | 0.00 | 0.00 |
| I.M.R.F./Soc. Sec. Fund | 532002131 | WELLNESS CENTER | 0.00 | 0.00 | 0.00 | 0.00 | 0.00 | 0.00 | 0.00 |
| I.M.R.F./Soc. Sec. Fund | 53200214 | WELLNESS CENTER | 0.00 | 0.00 | 0.00 | 0.00 | 0.00 | 0.00 | 0.00 |

Expenditure Report

Fiscal Year: 2023-2024
Month: July

COUNTY OF GRUNDY SCHOOL DIST 111

| Fund Description | Account | Account Description | Revised Budget | MTD Activity | Encumbrance | Pending Activity | Available Funds | Year to Date Activity | Percent of Budget Used |
|--------------------------|-------------|-------------------------|----------------|------------------|-------------|------------------|-------------------|-----------------------|------------------------|
| I.M.R.F./Soc. Sec. Fund | 50-4100- | TITLE I SALARY (RM) | 0.00 | 0.00 | 0.00 | 0.00 | 0.00 | 0.00 | 0.00 |
| I.M.R.F./Soc. Sec. Fund | 50-4100- | TITLE I SALARY (FR) | 0.00 | 0.00 | 0.00 | 0.00 | 0.00 | 0.00 | 0.00 |
| I.M.R.F./Soc. Sec. Fund | 54120214 | SPEC ED HB MEDICARE | 0.00 | 0.00 | 0.00 | 0.00 | 0.00 | 0.00 | 0.00 |
| I.M.R.F./Soc. Sec. Fund | 50-481-212- | IMRF (RM) | 0.00 | 0.00 | 0.00 | 0.00 | 0.00 | 0.00 | 0.00 |
| I.M.R.F./Soc. Sec. Fund | 50-481-212- | IMRF (RM) | 0.00 | 0.00 | 0.00 | 0.00 | 0.00 | 0.00 | 0.00 |
| I.M.R.F./Soc. Sec. Fund | 50-481-213- | IMRF (FR) | 0.00 | 0.00 | 0.00 | 0.00 | 0.00 | 0.00 | 0.00 |
| I.M.R.F./Soc. Sec. Fund | 50-481-213- | IMRF (FR) | 0.00 | 0.00 | 0.00 | 0.00 | 0.00 | 0.00 | 0.00 |
| I.M.R.F./Soc. Sec. Fund | | 50 E 4998 2120 00 000 | 0.00 | 60.98 | 0.00 | 0.00 | -60.98 | 60.98 | 0.00 |
| I.M.R.F./Soc. Sec. Fund | | 50 E 4998 2130 00 000 | 0.00 | 41.69 | 0.00 | 0.00 | -41.69 | 41.69 | 0.00 |
| I.M.R.F./Soc. Sec. Fund | | 50 E 4998 2140 00 000 | 0.00 | 9.75 | 0.00 | 0.00 | -9.75 | 9.75 | 0.00 |
| 50 - ----- | | | 0.00 | 71,505.51 | 0.00 | 0.00 | -91,198.00 | 71,505.51 | 182 |
| 5- - ----- | | | 0.00 | 71,505.51 | 0.00 | 0.00 | -91,198.00 | 71,505.51 | |
| Capital Projects Fund or | 62530500 | FAC ACQ & CONSTR SERV | 0.00 | 0.00 | 0.00 | 0.00 | 0.00 | 0.00 | 0.00 |
| Capital Projects Fund or | 62530501 | FAC ACQ & CONSTR SERV | 0.00 | 0.00 | 0.00 | 0.00 | 0.00 | 0.00 | 0.00 |
| Capital Projects Fund or | 62532390 | REIMB EXPENSES | 0.00 | 0.00 | 0.00 | 0.00 | 0.00 | 0.00 | 0.00 |
| Capital Projects Fund or | 62532520 | BULDING PURCHASE LAND | 0.00 | 0.00 | 0.00 | 0.00 | 0.00 | 0.00 | 0.00 |
| Capital Projects Fund or | 62532530 | SIGNALIZATION | 0.00 | 0.00 | 0.00 | 0.00 | 0.00 | 0.00 | 0.00 |
| Capital Projects Fund or | 62533316 | A & E FEES | 0.00 | 0.00 | 0.00 | 0.00 | 0.00 | 0.00 | 0.00 |
| Capital Projects Fund or | 62533314 | TCC CONST FEES | 0.00 | 0.00 | 0.00 | 0.00 | 0.00 | 0.00 | 0.00 |
| Capital Projects Fund or | 62533310 | A & E FEES/PROJECT 2279 | 0.00 | 0.00 | 0.00 | 0.00 | 0.00 | 0.00 | 0.00 |
| Capital Projects Fund or | 62533311 | A & E FEES/PROJECT 2299 | 0.00 | 0.00 | 0.00 | 0.00 | 0.00 | 0.00 | 0.00 |
| Capital Projects Fund or | 62533312 | A & E FEES/PROJECT 2386 | 0.00 | 0.00 | 0.00 | 0.00 | 0.00 | 0.00 | 0.00 |
| Capital Projects Fund or | 62533313 | A & E FEES/PROJECT 6003 | 0.00 | 0.00 | 0.00 | 0.00 | 0.00 | 0.00 | 0.00 |
| Capital Projects Fund or | 62533315 | A & E FEES/2009 | 0.00 | 0.00 | 0.00 | 0.00 | 0.00 | 0.00 | 0.00 |

Expenditure Report

Fiscal Year: 2023-2024
Month: July

COUNTY OF GRUNDY SCHOOL DIST 111

| Fund Description | Account | Account Description | Revised Budget | MTD Activity | Encumbrance | Pending Activity | Available Funds | Year to Date Activity | Percent of Budget Used |
|--------------------------|----------|----------------------|----------------|--------------|-------------|------------------|-----------------|-----------------------|------------------------|
| Capital Projects Fund or | 62533320 | A & E FEES/PROJECT | 0.00 | 0.00 | 0.00 | 0.00 | 0.00 | 0.00 | 0.00 |
| Capital Projects Fund or | 62533318 | LEGAL SERVICES | 0.00 | 0.00 | 0.00 | 0.00 | 0.00 | 0.00 | 0.00 |
| Capital Projects Fund or | 62533319 | PROF TECH SERV | 0.00 | 0.00 | 0.00 | 0.00 | 0.00 | 0.00 | 0.00 |
| Capital Projects Fund or | 62533390 | OTHER PUR SERV-STRC | 0.00 | 0.00 | 0.00 | 0.00 | 0.00 | 0.00 | 0.00 |
| Capital Projects Fund or | 62533391 | OTHER PUR SERV-STRC | 0.00 | 0.00 | 0.00 | 0.00 | 0.00 | 0.00 | 0.00 |
| Capital Projects Fund or | 62535315 | BLDRS RISK COVERAGE | 0.00 | 0.00 | 0.00 | 0.00 | 0.00 | 0.00 | 0.00 |
| Capital Projects Fund or | 62535325 | CAPITAL IMPROVEMENT | 0.00 | 645,402.54 | 0.00 | 0.00 | -645,402.54 | 645,402.54 | 0.00 |
| Capital Projects Fund or | 62535323 | BLEACHER REPAIR & | 0.00 | 0.00 | 0.00 | 0.00 | 0.00 | 0.00 | 0.00 |
| Capital Projects Fund or | 62535324 | CENTRAL PAC | 0.00 | 0.00 | 0.00 | 0.00 | 0.00 | 0.00 | 0.00 |
| Capital Projects Fund or | 62535523 | BLEACHER CAPITAL | 0.00 | 0.00 | 0.00 | 0.00 | 0.00 | 0.00 | 0.00 |
| Capital Projects Fund or | 62535525 | CAPITAL IMPROVEMENTS | 0.00 | 130,398.30 | 12,294.00 | 0.00 | -142,692.30 | 130,398.30 | 183 0.00 |
| Capital Projects Fund or | 62535554 | CONTINGENCY COSTS | 0.00 | 0.00 | 0.00 | 0.00 | 0.00 | 0.00 | 0.00 |
| Capital Projects Fund or | 62535555 | CONSTR COSTS #6003 | 0.00 | 0.00 | 0.00 | 0.00 | 0.00 | 0.00 | 0.00 |
| Capital Projects Fund or | | ESSER III CAPITAL | 0.00 | 0.00 | 0.00 | 0.00 | 0.00 | 0.00 | 0.00 |
| Capital Projects Fund or | 62535559 | CONSTRUCTION COST | 0.00 | 0.00 | 0.00 | 0.00 | 0.00 | 0.00 | 0.00 |
| Capital Projects Fund or | 62535558 | TRANSPORTATION COST | 0.00 | 0.00 | 0.00 | 0.00 | 0.00 | 0.00 | 0.00 |
| Capital Projects Fund or | 6253558 | CONSTRUCTION COST | 0.00 | 0.00 | 0.00 | 0.00 | 0.00 | 0.00 | 0.00 |
| Capital Projects Fund or | 62535550 | CONSTR COSTS #2279 | 0.00 | 0.00 | 0.00 | 0.00 | 0.00 | 0.00 | 0.00 |
| Capital Projects Fund or | 62535551 | CONSTR COSTS #2299 | 0.00 | 0.00 | 0.00 | 0.00 | 0.00 | 0.00 | 0.00 |
| Capital Projects Fund or | 62535552 | CONTINGENCY COSTS | 0.00 | 0.00 | 0.00 | 0.00 | 0.00 | 0.00 | 0.00 |
| Capital Projects Fund or | 62535553 | CONTINGENCY COSTS | 0.00 | 0.00 | 0.00 | 0.00 | 0.00 | 0.00 | 0.00 |
| Capital Projects Fund or | 62535556 | FF & E COSTS #6003 | 0.00 | 0.00 | 0.00 | 0.00 | 0.00 | 0.00 | 0.00 |
| Capital Projects Fund or | 62535557 | CONSTR COSTS/2009 | 0.00 | 0.00 | 0.00 | 0.00 | 0.00 | 0.00 | 0.00 |
| Capital Projects Fund or | 68140 | TRANS OF INTEREST | 0.00 | 0.00 | 0.00 | 0.00 | 0.00 | 0.00 | 0.00 |

Expenditure Report

Fiscal Year: 2023-2024
Month: July

COUNTY OF GRUNDY SCHOOL DIST 111

| Fund Description | Account | Account Description | Revised Budget | MTD Activity | Encumbrance | Pending Activity | Available Funds | Year to Date Activity | Percent of Budget Used |
|--------------------------|----------|------------------------|----------------|-------------------|------------------|------------------|--------------------|-----------------------|------------------------|
| Capital Projects Fund or | 68180611 | PERM TRANS FROM W/C | 0.00 | 0.00 | 0.00 | 0.00 | 0.00 | 0.00 | 0.00 |
| 60 - ----- | | | 0.00 | 775,800.84 | 12,294.00 | 0.00 | -788,094.84 | 775,800.84 | |
| 6- - ----- | | | 0.00 | 775,800.84 | 12,294.00 | 0.00 | -788,094.84 | 775,800.84 | |
| Working Cash Fund | 78180611 | PERM TRANS FROM W/C | 0.00 | 0.00 | 0.00 | 0.00 | 0.00 | 0.00 | 0.00 |
| Working Cash Fund | 78180710 | PERM TRANS OF W/C- | 0.00 | 0.00 | 0.00 | 0.00 | 0.00 | 0.00 | 0.00 |
| Working Cash Fund | 78990 | OTHER USES NOT | 0.00 | 0.00 | 0.00 | 0.00 | 0.00 | 0.00 | 0.00 |
| 70 - ----- | | | 0.00 | 0.00 | 0.00 | 0.00 | 0.00 | 0.00 | |
| 7- - ----- | | | 0.00 | 0.00 | 0.00 | 0.00 | 0.00 | 0.00 | |
| Tort Immunity and | 81130100 | CAMPUS MONITOR | 0.00 | 15,593.94 | 0.00 | 0.00 | -23,390.90 | 15,593.94 | 0.00 |
| Tort Immunity and | 81130101 | NURSE SALARY | 0.00 | 241.66 | 0.00 | 0.00 | -362.49 | 241.66 | 0.00 |
| Tort Immunity and | 81130102 | DEANS SALARY | 0.00 | 4,291.85 | 0.00 | 0.00 | -6,461.31 | 4,291.85 | 184 0.00 |
| Tort Immunity and | | DEANS TRS | 0.00 | 450.72 | 0.00 | 0.00 | -680.58 | 450.72 | 0.00 |
| Tort Immunity and | | DIST 111 GROUP MEDICAL | 0.00 | 7,881.66 | 0.00 | 0.00 | -7,881.66 | 7,881.66 | 0.00 |
| Tort Immunity and | | CAMPUS MONITOR | 0.00 | 8,127.58 | 0.00 | 0.00 | -12,191.37 | 8,127.58 | 0.00 |
| Tort Immunity and | | NURSE MEDICAL INS | 0.00 | 0.20 | 0.00 | 0.00 | -0.30 | 0.20 | 0.00 |
| Tort Immunity and | | DEANS MEDICAL INS | 0.00 | 1,234.98 | 0.00 | 0.00 | -1,852.47 | 1,234.98 | 0.00 |
| Tort Immunity and | | DIST 111 GROUP DENTAL | 0.00 | 145.45 | 0.00 | 0.00 | -145.45 | 145.45 | 0.00 |
| Tort Immunity and | | DEANS DENTAL INS | 0.00 | 18.88 | 0.00 | 0.00 | -28.32 | 18.88 | 0.00 |
| Tort Immunity and | 82310200 | BOARD OF ED-OTHER | 0.00 | 0.00 | 0.00 | 0.00 | 0.00 | 0.00 | 0.00 |
| Tort Immunity and | 82310318 | ATTORNEY FEES | 0.00 | 9,797.50 | 0.00 | 0.00 | -9,797.50 | 9,797.50 | 0.00 |
| Tort Immunity and | 82362381 | WORK COMP PREMIUMS | 0.00 | 19,518.00 | 0.00 | 0.00 | -19,518.00 | 19,518.00 | 0.00 |
| Tort Immunity and | 82363380 | UNEMPLOYMENT INS | 0.00 | 0.00 | 0.00 | 0.00 | 0.00 | 0.00 | 0.00 |
| Tort Immunity and | 82364382 | PROPERTY INLAND | 0.00 | 0.00 | 0.00 | 0.00 | 0.00 | 0.00 | 0.00 |
| Tort Immunity and | 82364383 | GEN LIABILITY INS | 0.00 | 0.00 | 0.00 | 0.00 | 0.00 | 0.00 | 0.00 |

Expenditure Report

Fiscal Year: 2023-2024
Month: July

COUNTY OF GRUNDY SCHOOL DIST 111

| Fund Description | Account | Account Description | Revised Budget | MTD Activity | Encumbrance | Pending Activity | Available Funds | Year to Date Activity | Percent of Budget Used |
|-------------------|-----------|-------------------------|----------------|--------------|-------------|------------------|-----------------|-----------------------|------------------------|
| Tort Immunity and | 82364384 | SLEO/SMM | 0.00 | 0.00 | 0.00 | 0.00 | 0.00 | 0.00 | 0.00 |
| Tort Immunity and | 82364385 | UMBRELLA | 0.00 | 0.00 | 0.00 | 0.00 | 0.00 | 0.00 | 0.00 |
| Tort Immunity and | 82364386 | STUDENT CATASTROPHIC | 0.00 | 0.00 | 0.00 | 0.00 | 0.00 | 0.00 | 0.00 |
| Tort Immunity and | 82365395 | SAFETY/INSURANCE | 0.00 | 0.00 | 0.00 | 0.00 | 0.00 | 0.00 | 0.00 |
| Tort Immunity and | 82365390 | EVENT SECURITY POLICE | 0.00 | 0.00 | 0.00 | 0.00 | 0.00 | 0.00 | 0.00 |
| Tort Immunity and | 82365391 | SRO | 0.00 | 0.00 | 0.00 | 1,231.19 | -1,231.19 | 0.00 | 0.00 |
| Tort Immunity and | 82365393 | BUILD REPAIR MAINT/FIRE | 0.00 | 7,360.00 | 0.00 | 0.00 | -7,360.00 | 7,360.00 | 0.00 |
| Tort Immunity and | 82365394 | BUILD REPAIR/COMM | 0.00 | 0.00 | 0.00 | 0.00 | 0.00 | 0.00 | 0.00 |
| Tort Immunity and | 823653922 | SRO - S.C. | 0.00 | 0.00 | 0.00 | 0.00 | 0.00 | 0.00 | 0.00 |
| Tort Immunity and | 82367110 | CAMPUS MONITOR SUB | 0.00 | 0.00 | 0.00 | 0.00 | 0.00 | 0.00 | 0.00 |
| Tort Immunity and | 82367130 | CAMPUS MON. EXTRA | 0.00 | 0.00 | 0.00 | 0.00 | 0.00 | 0.00 | 185.00 |
| Tort Immunity and | 82367211 | DEANS TRS | 0.00 | 0.00 | 0.00 | 0.00 | 0.00 | 0.00 | 0.00 |
| Tort Immunity and | | DEANS TRS | 0.00 | 0.00 | 0.00 | 0.00 | 0.00 | 0.00 | 0.00 |
| Tort Immunity and | 80-2367- | DEANS SALARY (BCE-P) | 0.00 | 0.00 | 0.00 | 0.00 | 0.00 | 0.00 | 0.00 |
| Tort Immunity and | | NURSE GROUP INS | 0.00 | 0.00 | 0.00 | 0.00 | 0.00 | 0.00 | 0.00 |
| Tort Immunity and | | DEANS INS | 0.00 | 0.00 | 0.00 | 0.00 | 0.00 | 0.00 | 0.00 |
| Tort Immunity and | | DEANS DENTAL | 0.00 | 0.00 | 0.00 | 0.00 | 0.00 | 0.00 | 0.00 |
| Tort Immunity and | 82542301 | BUILDING SECURITY | 0.00 | 7,882.61 | 0.00 | 0.00 | -7,882.61 | 7,882.61 | 0.00 |
| Tort Immunity and | 82542320 | BUILDING INSPECTIONS | 0.00 | 0.00 | 0.00 | 0.00 | 0.00 | 0.00 | 0.00 |
| Tort Immunity and | 82546410 | SECURITY SUPPLIES | 0.00 | 0.00 | 0.00 | 0.00 | 0.00 | 0.00 | 0.00 |
| Tort Immunity and | 825464102 | SECURITY SUPPLIES | 0.00 | 0.00 | 0.00 | 0.00 | 0.00 | 0.00 | 0.00 |
| Tort Immunity and | 82546540 | SECURITY EQUIPMENT | 0.00 | 0.00 | 0.00 | 0.00 | 0.00 | 0.00 | 0.00 |
| Tort Immunity and | 825465402 | SECURITY EQUIPMENT | 0.00 | 0.00 | 0.00 | 0.00 | 0.00 | 0.00 | 0.00 |
| Tort Immunity and | | Interfund Transfer | 0.00 | 0.00 | 0.00 | 0.00 | 0.00 | 0.00 | 0.00 |

Expenditure Report

Fiscal Year: 2023-2024
Month: July

COUNTY OF GRUNDY SCHOOL DIST 111

| Fund Description | Account | Account Description | Revised Budget | MTD Activity | Encumbrance | Pending Activity | Available Funds | Year to Date Activity | Percent of Budget Used |
|---|----------|-----------------------|----------------|---------------------|-------------------|-------------------|----------------------|-----------------------|------------------------|
| 80 - ----- | | | 0.00 | 82,545.03 | 0.00 | 1,231.19 | -98,784.15 | 82,545.03 | |
| 8- - ----- | | | 0.00 | 82,545.03 | 0.00 | 1,231.19 | -98,784.15 | 82,545.03 | |
| Fire Prevention & Safety | 92542310 | LIFE SAFETY A & E | 0.00 | 0.00 | 0.00 | 0.00 | 0.00 | 0.00 | 0.00 |
| Fire Prevention & Safety | 92542311 | SAFETY CONSULTATION | 0.00 | 0.00 | 0.00 | 0.00 | 0.00 | 0.00 | 0.00 |
| Fire Prevention & Safety | 92542312 | GAVC PROJECT | 0.00 | 0.00 | 0.00 | 0.00 | 0.00 | 0.00 | 0.00 |
| Fire Prevention & Safety | 92542530 | LIFE SAFETY REPAIRS | 0.00 | 0.00 | 0.00 | 0.00 | 0.00 | 0.00 | 0.00 |
| Fire Prevention & Safety | 92542531 | LIFE SAFETY - ROOFING | 0.00 | 0.00 | 0.00 | 0.00 | 0.00 | 0.00 | 0.00 |
| 90 - ----- | | | 0.00 | 0.00 | 0.00 | 0.00 | 0.00 | 0.00 | |
| 9- - ----- | | | 0.00 | 0.00 | 0.00 | 0.00 | 0.00 | 0.00 | |
| Account Monthly Activity Grand Totals: | | | 0.00 | 6,093,236.64 | 317,782.69 | 132,762.94 | -7,501,534.93 | 6,093,236.64 | |

186

Revenue Report

Fiscal Year: 2023-2024
Month: July

COUNTY OF GRUNDY SCHOOL DIST 111

| Fund Description | Account Number | Account Description | Revised Budget | Monthly Activity | Pending Activity | Available Funds | Year to Date Activity | Percent of Budget Used |
|------------------|------------------------------|--------------------------------|----------------|------------------|------------------|-----------------|-----------------------|------------------------|
| Education Fund | 10 R 1110 0000 00 000 000000 | PRIOR YEAR TAXES | 0.00 | 0.00 | | 0.00 | 0.00 | 0.00 |
| Education Fund | 10 R 1111 0000 00 000 000000 | GRUNDY CO TAXES | 0.00 | 3,573,539.94 | 0.00 | -3,573,539.94 | 3,573,539.94 | 0.00 |
| Education Fund | 10 R 1112 0000 00 000 000000 | KENDALL CO TAXES | 0.00 | 24,305.92 | 0.00 | -24,305.92 | 24,305.92 | 0.00 |
| Education Fund | 10 R 1113 0000 00 000 000000 | WILL CO TAXES | 0.00 | 593,972.86 | 0.00 | -593,972.86 | 593,972.86 | 0.00 |
| Education Fund | 10 R 1114 0000 00 000 000000 | GRUNDY CO EDPA SURPLUS | 0.00 | 0.00 | | 0.00 | 0.00 | 0.00 |
| Education Fund | 10 R 1122 0000 00 000 000000 | KENDALL CO - EARLY DISTR | 0.00 | 0.00 | | 0.00 | 0.00 | 0.00 |
| Education Fund | 10 R 1123 0000 00 000 000000 | WILL CO - EARLY DISTR | 0.00 | 0.00 | | 0.00 | 0.00 | 0.00 |
| Education Fund | 10 R 1210 0000 00 000 000000 | MOBILE HOME TAX | 0.00 | 0.00 | | 0.00 | 0.00 | 0.00 |
| Education Fund | 10 R 1211 0000 00 000 000000 | MOBILE HOME TAX SPECIAL ED | 0.00 | 0.00 | | 0.00 | 0.00 | 0.00 |
| Education Fund | 10 R 1211 0000 00 000 000001 | GRUNDY CO TORT | 0.00 | 0.00 | | 0.00 | 0.00 | 0.00 |
| Education Fund | 10 R 1212 0000 00 000 000000 | MOBILE HOME TAX - LEASE | 0.00 | 0.00 | | 0.00 | 0.00 | 0.00 |
| Education Fund | 10 R 1212 0000 00 000 000001 | KENDALL CO TORT | 0.00 | 0.00 | | 0.00 | 0.00 | 188 0.00 |
| Education Fund | 10 R 1213 0000 00 000 000000 | WILL CO TORT | 0.00 | 0.00 | | 0.00 | 0.00 | 0.00 |
| Education Fund | 10 R 1222 0000 00 000 000000 | KENDALL CO TORT-EARLY DISTR | 0.00 | 0.00 | | 0.00 | 0.00 | 0.00 |
| Education Fund | 10 R 1223 0000 00 000 000000 | WILL CO TORT-EARLY DISTR | 0.00 | 0.00 | | 0.00 | 0.00 | 0.00 |
| Education Fund | 10 R 1230 0000 00 000 000000 | CPPRT | 0.00 | 193,018.60 | 0.00 | -193,018.60 | 193,018.60 | 0.00 |
| Education Fund | 10 R 1290 0000 00 000 000000 | PAYMENTS IN LIEU OF TAXES | 0.00 | 0.00 | | 0.00 | 0.00 | 0.00 |
| Education Fund | 10 R 1291 0000 00 000 000000 | LAG FEES | 0.00 | 0.00 | | 0.00 | 0.00 | 0.00 |
| Education Fund | 10 R 1292 0000 00 000 000000 | PAYMENT IN LIEU OF TAXES SP ED | 0.00 | 0.00 | | 0.00 | 0.00 | 0.00 |
| Education Fund | 10 R 1293 0000 00 000 000000 | PAYMENT IN LIEU OF TAXES LEASE | 0.00 | 0.00 | | 0.00 | 0.00 | 0.00 |
| Education Fund | 10 R 1311 0000 00 000 000000 | NON-RESIDENT TUITION | 0.00 | 0.00 | | 0.00 | 0.00 | 0.00 |
| Education Fund | 10 R 1311 0000 00 000 000001 | GRUNDY CO LEASE | 0.00 | 85,677.09 | 0.00 | -85,677.09 | 85,677.09 | 0.00 |
| Education Fund | 10 R 1312 0000 00 000 000000 | KENDALL CO LEASE | 0.00 | 584.60 | 0.00 | -584.60 | 584.60 | 0.00 |
| Education Fund | 10 R 1313 0000 00 000 000000 | WILL CO LEASE | 0.00 | 14,216.40 | 0.00 | -14,216.40 | 14,216.40 | 0.00 |
| Education Fund | 10 R 1314 0000 00 000 000000 | GRUNDY CO LEASE EDPA SURPLUS | 0.00 | 0.00 | | 0.00 | 0.00 | 0.00 |
| Education Fund | 10 R 1321 0000 00 000 000000 | TOTAL SUMMER SCHOOL TUITION | 0.00 | 0.00 | | 0.00 | 0.00 | 0.00 |

Revenue Report

Fiscal Year: 2023-2024
Month: July

COUNTY OF GRUNDY SCHOOL DIST 111

| Fund Description | Account Number | Account Description | Revised Budget | Monthly Activity | Pending Activity | Available Funds | Year to Date Activity | Percent of Budget Used |
|------------------|------------------------------|--------------------------------|----------------|------------------|------------------|-----------------|-----------------------|------------------------|
| Education Fund | 10 R 1322 0000 00 000 000000 | KENDALL CO LEASE-EARLY DISTR | 0.00 | 0.00 | | 0.00 | 0.00 | 0.00 |
| Education Fund | 10 R 1323 0000 00 000 000000 | WILL CO LEASE-EARLY DISTR | 0.00 | 0.00 | | 0.00 | 0.00 | 0.00 |
| Education Fund | 10 R 1411 0000 00 000 000000 | GRUNDY CO SPEC ED | 0.00 | 58,582.62 | 0.00 | -58,582.62 | 58,582.62 | 0.00 |
| Education Fund | 10 R 1411 0000 00 000 000001 | GRUNDY CO SPEC ED TIF | 0.00 | 0.00 | | 0.00 | 0.00 | 0.00 |
| Education Fund | 10 R 1412 0000 00 000 000000 | KENDALL CO SPEC ED | 0.00 | 398.46 | 0.00 | -398.46 | 398.46 | 0.00 |
| Education Fund | 10 R 1413 0000 00 000 000000 | WILL CO SPEC ED | 0.00 | 9,737.26 | 0.00 | -9,737.26 | 9,737.26 | 0.00 |
| Education Fund | 10 R 1414 0000 00 000 000000 | GRUNDY CO SPEC ED EDPA SURPLUS | 0.00 | 0.00 | | 0.00 | 0.00 | 0.00 |
| Education Fund | 10 R 1422 0000 00 000 000000 | KENDALL CO SPEC ED-EARLY DISTR | 0.00 | 0.00 | | 0.00 | 0.00 | 0.00 |
| Education Fund | 10 R 1423 0000 00 000 000000 | WILL CO SPEC ED-EARLY DISTR | 0.00 | 0.00 | | 0.00 | 0.00 | 0.00 |
| Education Fund | 10 R 1510 0000 00 000 000000 | CHECKING INTEREST | 0.00 | 0.00 | | 0.00 | 0.00 | 0.00 |
| Education Fund | 10 R 1511 0000 00 000 000000 | INVESTMENT INTEREST | 0.00 | 68,562.33 | 0.00 | -68,562.33 | 68,562.33 | 189 |
| Education Fund | 10 R 1611 0000 00 000 000000 | CAFETERIA SALES CASH | 0.00 | 0.00 | | 0.00 | 0.00 | 0.00 |
| Education Fund | 10 R 1612 0000 00 000 000000 | CAFETERIA SALES CREDIT CARD | 0.00 | 11,815.75 | 0.00 | -11,815.75 | 11,815.75 | 0.00 |
| Education Fund | 10 R 1620 0000 00 000 000000 | COFFEE SALES | 0.00 | 0.00 | | 0.00 | 0.00 | 0.00 |
| Education Fund | 10 R 1709 0000 00 000 000000 | POST SEASON GATE RECEIPTS | 0.00 | 0.00 | | 0.00 | 0.00 | 0.00 |
| Education Fund | 10 R 1710 0000 00 000 000000 | ATHLETIC ENTRY FEES RECD | 0.00 | 3,391.35 | 0.00 | -3,391.35 | 3,391.35 | 0.00 |
| Education Fund | 10 R 1711 0000 00 000 000000 | SOCCER ADMISSIONS | 0.00 | 0.00 | | 0.00 | 0.00 | 0.00 |
| Education Fund | 10 R 1712 0000 00 000 000000 | FOOTBALL ADMISSIONS | 0.00 | 0.00 | | 0.00 | 0.00 | 0.00 |
| Education Fund | 10 R 1713 0000 00 000 000000 | XC ADMISSIONS | 0.00 | 0.00 | | 0.00 | 0.00 | 0.00 |
| Education Fund | 10 R 1714 0000 00 000 000000 | WRESTLING ADMISSIONS | 0.00 | 0.00 | | 0.00 | 0.00 | 0.00 |
| Education Fund | 10 R 1715 0000 00 000 000000 | BOYS BASKETBALL ADMISSIONS | 0.00 | 0.00 | | 0.00 | 0.00 | 0.00 |
| Education Fund | 10 R 1716 0000 00 000 000000 | GIRLS BSKTBLL ADMISSIONS | 0.00 | 0.00 | | 0.00 | 0.00 | 0.00 |
| Education Fund | 10 R 1717 0000 00 000 000000 | VOLLEYBALL ADMISSIONS | 0.00 | 0.00 | | 0.00 | 0.00 | 0.00 |
| Education Fund | 10 R 1718 0000 00 000 000000 | SPORT PASSES | 0.00 | 10,075.00 | 0.00 | -10,075.00 | 10,075.00 | 0.00 |
| Education Fund | 10 R 1719 0000 00 000 000000 | TRACK ADMISSIONS | 0.00 | 0.00 | | 0.00 | 0.00 | 0.00 |
| Education Fund | 10 R 1720 0000 00 000 000000 | DRIVER EDUC FEES | 0.00 | 15,750.00 | 0.00 | -15,750.00 | 15,750.00 | 0.00 |

Revenue Report

Fiscal Year: 2023-2024
Month: July

COUNTY OF GRUNDY SCHOOL DIST 111

| Fund Description | Account Number | Account Description | Revised Budget | Monthly Activity | Pending Activity | Available Funds | Year to Date Activity | Percent of Budget Used |
|------------------|------------------------------|---------------------------------|----------------|------------------|------------------|-----------------|-----------------------|------------------------|
| Education Fund | 10 R 1721 0000 00 000 000000 | LOCK FEES | 0.00 | 0.00 | | 0.00 | 0.00 | 0.00 |
| Education Fund | 10 R 1722 0000 00 000 000000 | MISCELLANEOUS FEES | 0.00 | 185.99 | 0.00 | -185.99 | 185.99 | 0.00 |
| Education Fund | 10 R 1723 0000 00 000 000000 | P.E. UNIFORMS | 0.00 | 0.00 | | 0.00 | 0.00 | 0.00 |
| Education Fund | 10 R 1724 0000 00 000 000000 | STUDENT PARKING FEES | 0.00 | 74.00 | 0.00 | -74.00 | 74.00 | 0.00 |
| Education Fund | 10 R 1725 0000 00 000 000000 | BOWLING ADMISSIONS | 0.00 | 0.00 | | 0.00 | 0.00 | 0.00 |
| Education Fund | 10 R 1726 0000 00 000 000000 | SPRING MUSICAL ADMISSIONS | 0.00 | 0.00 | | 0.00 | 0.00 | 0.00 |
| Education Fund | 10 R 1727 0000 00 000 000000 | FALL PLAY ADMISSIONS | 0.00 | 0.00 | | 0.00 | 0.00 | 0.00 |
| Education Fund | 10 R 1728 0000 00 000 000000 | STUDENT PURCHASES | 0.00 | 0.00 | | 0.00 | 0.00 | 0.00 |
| Education Fund | 10 R 1729 0000 00 000 000000 | INVITE ADMISSIONS | 0.00 | 0.00 | | 0.00 | 0.00 | 0.00 |
| Education Fund | 10 R 1730 0000 00 000 000000 | MADRIGALS ADMISSIONS | 0.00 | 0.00 | | 0.00 | 0.00 | 0.00 |
| Education Fund | 10 R 1731 0000 00 000 000000 | ACTIVITY MISC | 0.00 | 0.00 | | 0.00 | 0.00 | 0.00 |
| Education Fund | 10 R 1732 0000 00 000 000000 | SPORT PASSES | 0.00 | 0.00 | | 0.00 | 0.00 | 0.00 |
| Education Fund | 10 R 1733 0000 00 000 000000 | LACROSSE ADMISSIONS | 0.00 | 0.00 | | 0.00 | 0.00 | 190 |
| Education Fund | 10 R 1734 0000 00 000 000000 | GIRLS WRESTLING ADMISSIONS | 0.00 | 0.00 | | 0.00 | 0.00 | 0.00 |
| Education Fund | 10 R 1790 0000 00 000 000000 | OTHER PUPIL ACT REVENUE | 0.00 | 0.00 | | 0.00 | 0.00 | 0.00 |
| Education Fund | 10 R 1811 0000 00 000 000000 | TEXTBOOK FEES | 0.00 | 362,489.45 | 0.00 | -362,489.45 | 362,489.45 | 0.00 |
| Education Fund | 10 R 1825 0000 00 000 000000 | AP TESTING FEE | 0.00 | 0.00 | | 0.00 | 0.00 | 0.00 |
| Education Fund | 10 R 1826 0000 00 000 000000 | SAT TESTING FEES | 0.00 | 0.00 | | 0.00 | 0.00 | 0.00 |
| Education Fund | 10 R 1827 0000 00 000 000000 | SALE OF EQUIPMENT | 0.00 | 0.00 | | 0.00 | 0.00 | 0.00 |
| Education Fund | 10 R 1828 0000 00 000 000000 | A/P TEST FEES | 0.00 | 49,398.00 | 0.00 | -49,398.00 | 49,398.00 | 0.00 |
| Education Fund | 10 R 1829 0000 00 000 000000 | MATH RESALE REVENUE | 0.00 | 0.00 | | 0.00 | 0.00 | 0.00 |
| Education Fund | 10 R 1920 0000 00 000 000000 | IMTT GRANT | 0.00 | 0.00 | | 0.00 | 0.00 | 0.00 |
| Education Fund | 10 R 1950 0000 00 000 000000 | REFUND OF PRIOR YR EXPENSES | 0.00 | 0.00 | | 0.00 | 0.00 | 0.00 |
| Education Fund | 10 R 1971 0000 00 000 000000 | SUMMER DR ED FEES | 0.00 | 0.00 | | 0.00 | 0.00 | 0.00 |
| Education Fund | 10 R 1993 0000 00 000 000000 | DISTRICT SCOREBOARD ADVERTISING | 0.00 | 2,750.00 | 0.00 | -2,750.00 | 2,750.00 | 0.00 |
| Education Fund | 10 R 1998 0000 00 000 000000 | EDUCATION FOUNDATION GRANTS | 0.00 | 0.00 | | 0.00 | 0.00 | 0.00 |
| Education Fund | 10 R 1999 0000 00 000 000000 | OTHER-LOCAL SOURCES | 0.00 | 1.72 | 0.00 | -1.72 | 1.72 | 0.00 |

Revenue Report

Fiscal Year: 2023-2024
Month: July

COUNTY OF GRUNDY SCHOOL DIST 111

| Fund Description | Account Number | Account Description | Revised Budget | Monthly Activity | Pending Activity | Available Funds | Year to Date Activity | Percent of Budget Used |
|------------------|------------------------------|--------------------------------|----------------|------------------|------------------|-----------------|-----------------------|------------------------|
| Education Fund | 10 R 1999 2220 00 000 000000 | DIST 111 GROUP MEDICAL REVENUE | 0.00 | 385,797.33 | 0.00 | -385,797.33 | 385,797.33 | 0.00 |
| Education Fund | 10 R 1999 2230 00 000 000000 | DIST 111 GROUP DENTAL REVENUE | 0.00 | 15,715.38 | 0.00 | -15,715.38 | 15,715.38 | 0.00 |
| Education Fund | 10 R 2100 0000 00 000 000000 | ECO LAB GRANT | 0.00 | 0.00 | | 0.00 | 0.00 | 0.00 |
| Education Fund | 10 R 2901 0000 00 000 000000 | GRUNDY CO EDUCATION TIF | 0.00 | 0.00 | | 0.00 | 0.00 | 0.00 |
| Education Fund | 10 R 2902 0000 00 000 000000 | GRUNDY CO LEASE TIF | 0.00 | 0.00 | | 0.00 | 0.00 | 0.00 |
| Education Fund | 10 R 2903 0000 00 000 000000 | GRUNDY CO SPEC ED TIF | 0.00 | 0.00 | | 0.00 | 0.00 | 0.00 |
| Education Fund | 10 R 2904 0000 00 000 000000 | I55 & RT 6 TIF | 0.00 | 0.00 | | 0.00 | 0.00 | 0.00 |
| Education Fund | 10 R 3001 0000 00 000 000000 | EVIDENCE BASED FUNDING | 0.00 | 0.00 | | 0.00 | 0.00 | 0.00 |
| Education Fund | 10 R 3002 0000 00 000 000000 | GSA HOLD HARMLESS | 0.00 | 0.00 | | 0.00 | 0.00 | 0.00 |
| Education Fund | 10 R 3030 0000 00 000 000000 | FAST GROWTH GRANTS | 0.00 | 0.00 | | 0.00 | 0.00 | 0.00 |
| Education Fund | 10 R 3099 0000 00 000 000000 | TRANSITION ASSISTANCE | 0.00 | 0.00 | | 0.00 | 0.00 | 0.00 |
| Education Fund | 10 R 3100 0000 00 000 000000 | SPEC ED-PRIVATE FACILITY | 0.00 | 228,532.14 | 0.00 | -228,532.14 | 228,532.14 | 191 |
| Education Fund | 10 R 3105 0000 00 000 000000 | SPEC ED- EXTRAORDINARY | 0.00 | 0.00 | | 0.00 | 0.00 | 0.00 |
| Education Fund | 10 R 3110 0000 00 000 000000 | SPEC ED- PERSONNEL | 0.00 | 0.00 | | 0.00 | 0.00 | 0.00 |
| Education Fund | 10 R 3120 0000 00 000 000000 | SPEC ED- ORPHANAGE/INDIV | 0.00 | 0.00 | | 0.00 | 0.00 | 0.00 |
| Education Fund | 10 R 3130 0000 00 000 000000 | SP ED ORPHANAGE SUMMER IND | 0.00 | 0.00 | | 0.00 | 0.00 | 0.00 |
| Education Fund | 10 R 3145 0000 00 000 000000 | SPEC ED- SUMMER SCHOOL | 0.00 | 0.00 | | 0.00 | 0.00 | 0.00 |
| Education Fund | 10 R 3215 0000 00 000 000000 | VOC ED-FORMULA | 0.00 | 0.00 | | 0.00 | 0.00 | 0.00 |
| Education Fund | 10 R 3220 0000 00 000 000000 | CAREER/TECH EDUC IMPR GRNT | 0.00 | 0.00 | | 0.00 | 0.00 | 0.00 |
| Education Fund | 10 R 3225 0000 00 000 000000 | VOC ED FORMULA REIMB. | 0.00 | 0.00 | | 0.00 | 0.00 | 0.00 |
| Education Fund | 10 R 3226 0000 00 000 000000 | VOC ED PROGRAM IMPROVMT. | 0.00 | 0.00 | | 0.00 | 0.00 | 0.00 |
| Education Fund | 10 R 3235 0000 00 000 000000 | VOC ED AG EDUC INCENTIVE | 0.00 | 0.00 | | 0.00 | 0.00 | 0.00 |
| Education Fund | 10 R 3305 0000 00 000 000000 | BILINGUAL ED-DOWNSTATE | 0.00 | 0.00 | | 0.00 | 0.00 | 0.00 |
| Education Fund | 10 R 3350 0000 00 000 000000 | GIFTED EDUCATION | 0.00 | 0.00 | | 0.00 | 0.00 | 0.00 |

Revenue Report

Fiscal Year: 2023-2024
Month: July

COUNTY OF GRUNDY SCHOOL DIST 111

| Fund Description | Account Number | Account Description | Revised Budget | Monthly Activity | Pending Activity | Available Funds | Year to Date Activity | Percent of Budget Used |
|------------------|------------------------------|-------------------------------------|----------------|------------------|------------------|-----------------|-----------------------|------------------------|
| Education Fund | 10 R 3360 0000 00 000 000000 | STATE FREE LUNCH & BRKFST | 0.00 | 0.00 | | 0.00 | 0.00 | 0.00 |
| Education Fund | 10 R 3370 0000 00 000 000000 | DRIVERS ED REIMBURSEMENT | 0.00 | 0.00 | | 0.00 | 0.00 | 0.00 |
| Education Fund | 10 R 3610 0000 00 000 000000 | LEARNING IMPR-CHANGE GRNT | 0.00 | 0.00 | | 0.00 | 0.00 | 0.00 |
| Education Fund | 10 R 3640 0000 00 000 000000 | PROF DEVELOP BLOCK GRANT | 0.00 | 0.00 | | 0.00 | 0.00 | 0.00 |
| Education Fund | 10 R 3696 0000 00 000 000000 | REGIONAL SAFE SCHOOLS PROGRAM | 0.00 | 0.00 | | 0.00 | 0.00 | 0.00 |
| Education Fund | 10 R 3740 0000 00 000 000000 | CRIM BACKGROUND CHECKS | 0.00 | 0.00 | | 0.00 | 0.00 | 0.00 |
| Education Fund | 10 R 3775 0000 00 000 000000 | ADA SAFETY BLOCK GRANT | 0.00 | 0.00 | | 0.00 | 0.00 | 0.00 |
| Education Fund | 10 R 3781 0000 00 000 000000 | TECH INTEGRATION GRANT | 0.00 | 0.00 | | 0.00 | 0.00 | 0.00 |
| Education Fund | 10 R 3792 0000 00 000 000000 | TECH-CLOSING THE GAP | 0.00 | 0.00 | | 0.00 | 0.00 | 0.00 |
| Education Fund | 10 R 3800 0000 00 000 000000 | STATE LIBRARY GRANT | 0.00 | 0.00 | | 0.00 | 0.00 | 192 0.00 |
| Education Fund | 10 R 3998 0000 00 000 000000 | RECEIPTS/REVENUE ON BEHALF PAYMENTS | 0.00 | 0.00 | | 0.00 | 0.00 | 0.00 |
| Education Fund | 10 R 3999 0000 00 000 000000 | OTH GRANTS-IN-AID/STATE SOURCE | 0.00 | 0.00 | | 0.00 | 0.00 | 0.00 |
| Education Fund | 10 R 4100 0000 00 000 000000 | TITLE V | 0.00 | 0.00 | | 0.00 | 0.00 | 0.00 |
| Education Fund | 10 R 4101 0000 00 000 000000 | HOMELESS GRANT | 0.00 | 0.00 | | 0.00 | 0.00 | 0.00 |
| Education Fund | 10 R 4215 0000 00 000 000000 | SPECIAL MILK PROGRAM | 0.00 | 0.00 | | 0.00 | 0.00 | 0.00 |
| Education Fund | 10 R 4225 0000 00 000 000000 | Summer Foods Program | 0.00 | 0.00 | | 0.00 | 0.00 | 0.00 |
| Education Fund | 10 R 4300 0000 00 000 000000 | TITLE I | 0.00 | 0.00 | | 0.00 | 0.00 | 0.00 |
| Education Fund | 10 R 4400 0000 00 000 000000 | TITLE IV DRUG FREE GRANT | 0.00 | 0.00 | | 0.00 | 0.00 | 0.00 |
| Education Fund | 10 R 4620 0000 00 000 000000 | SPEC ED-IDEA FLOW THRU | 0.00 | 10,097.33 | 0.00 | -10,097.33 | 10,097.33 | 0.00 |
| Education Fund | 10 R 4620 0000 00 000 223000 | ARP IDEA FLOW-THROUGH | 0.00 | 0.00 | | 0.00 | 0.00 | 0.00 |
| Education Fund | 10 R 4625 0000 00 000 000000 | SPEC ED-IDEA-RM & BOARD | 0.00 | 0.00 | | 0.00 | 0.00 | 0.00 |
| Education Fund | 10 R 4745 0000 00 000 000000 | AG EDUC GRANT | 0.00 | 0.00 | | 0.00 | 0.00 | 0.00 |
| Education Fund | 10 R 4850 0000 00 000 000000 | ARRA - GENERAL STATE AID | 0.00 | 0.00 | | 0.00 | 0.00 | 0.00 |
| Education Fund | 10 R 4870 0000 00 000 000000 | ARRA -GSA-SFSF | 0.00 | 0.00 | | 0.00 | 0.00 | 0.00 |
| Education Fund | 10 R 4880 0000 00 000 000000 | ARRA-Educ Jobs Fund Prgm | 0.00 | 0.00 | | 0.00 | 0.00 | 0.00 |

Revenue Report

Fiscal Year: 2023-2024
Month: July

COUNTY OF GRUNDY SCHOOL DIST 111

| Fund Description | Account Number | Account Description | Revised Budget | Monthly Activity | Pending Activity | Available Funds | Year to Date Activity | Percent of Budget Used |
|-------------------|------------------------------|--------------------------------|----------------|---------------------|------------------|----------------------|-----------------------|------------------------|
| Education Fund | 10 R 4930 0000 00 000 000000 | TITLE II EISENHWR PROF DVLPMT | 0.00 | 0.00 | | 0.00 | 0.00 | 0.00 |
| Education Fund | 10 R 4932 0000 00 000 000000 | Title II - Teacher Quality | 0.00 | 0.00 | | 0.00 | 0.00 | 0.00 |
| Education Fund | 10 R 4935 0000 00 000 000000 | TITLE II EISENHWR MATH/SCI | 0.00 | 0.00 | | 0.00 | 0.00 | 0.00 |
| Education Fund | 10 R 4971 0000 00 000 000000 | TITLE II PART D TECH GRANT | 0.00 | 0.00 | | 0.00 | 0.00 | 0.00 |
| Education Fund | 10 R 4991 0000 00 000 000000 | MEDICAID/ADMN OUTREACH | 0.00 | 113.00 | 0.00 | -113.00 | 113.00 | 0.00 |
| Education Fund | 10 R 4992 0000 00 000 000000 | MEDICAID MATCHING | 0.00 | 0.00 | | 0.00 | 0.00 | 0.00 |
| Education Fund | 10 R 4998 0000 00 000 223000 | ARP - IDEA | 0.00 | 0.00 | | 0.00 | 0.00 | 0.00 |
| Education Fund | 10 R 4998 0000 00 000 499801 | DIGITAL EQUITY GRANT | 0.00 | 0.00 | | 0.00 | 0.00 | 0.00 |
| Education Fund | 10 R 4998 0000 00 000 499803 | ESSER III | 0.00 | -672.38 | | 672.38 | -672.38 | 0.00 |
| Education Fund | 10 R 7110 0000 00 000 000000 | PERM TRANS FROM W/C- ABATEMENT | 0.00 | 0.00 | | 0.00 | 0.00 | 0.00 |
| Education Fund | 10 R 7180 0000 00 000 000000 | PERM TRANS FROM W/C- ABATEMENT | 0.00 | 0.00 | | 0.00 | 0.00 | 193 0.00 |
| Education Fund | 10 R 7900 0000 00 000 000000 | DEBT PROCEEDS | 0.00 | 0.00 | | 0.00 | 0.00 | 0.00 |
| Education Fund | 10 R 9601 0000 00 000 000000 | TIF SURPLUS DONATION | 0.00 | 0.00 | | 0.00 | 0.00 | 0.00 |
| 10 - ----- | Education Fund | TIF SURPLUS DONATION | 0.00 | 5,718,110.14 | 0.00 | -5,718,110.14 | 5,718,110.14 | |
| Activity Fund | 11 R 1799 0000 00 000 000000 | ACTIVITY FUND ACCOUNT | 0.00 | 0.00 | | 0.00 | 0.00 | 0.00 |
| Activity Fund | 11 R 1799 0000 01 000 900000 | COADY SCHOLARSHIP | 0.00 | 1,135.09 | 0.00 | -1,135.09 | 1,135.09 | 0.00 |
| Activity Fund | 11 R 1799 0000 30 300 910001 | SPORTS - ATHLETIC HALL OF FAME | 0.00 | 0.00 | | 0.00 | 0.00 | 0.00 |
| Activity Fund | 11 R 1799 0000 30 300 910002 | SPORTS - ATHLETIC POP | 0.00 | 189.95 | 0.00 | -189.95 | 189.95 | 0.00 |
| Activity Fund | 11 R 1799 0000 30 300 910003 | SPORTS - ATHLETIC TRAINING | 0.00 | 0.00 | | 0.00 | 0.00 | 0.00 |
| Activity Fund | 11 R 1799 0000 30 300 910004 | SPORTS - BASEBALL | 0.00 | 0.00 | | 0.00 | 0.00 | 0.00 |
| Activity Fund | 11 R 1799 0000 30 300 910005 | SPORTS - BOYS BASKETBALL | 0.00 | 0.00 | | 0.00 | 0.00 | 0.00 |
| Activity Fund | 11 R 1799 0000 30 300 910006 | SPORTS - BOYS BOWLING | 0.00 | 0.00 | | 0.00 | 0.00 | 0.00 |
| Activity Fund | 11 R 1799 0000 30 300 910007 | SPORTS - BOYS GOLF | 0.00 | 0.00 | | 0.00 | 0.00 | 0.00 |
| Activity Fund | 11 R 1799 0000 30 300 910008 | SPORTS - BOYS SOCCER | 0.00 | 0.00 | | 0.00 | 0.00 | 0.00 |
| Activity Fund | 11 R 1799 0000 30 300 910009 | SPORTS - BOYS TENNIS | 0.00 | 0.00 | | 0.00 | 0.00 | 0.00 |
| Activity Fund | 11 R 1799 0000 30 300 910010 | SPORTS - BOYS TRACK | 0.00 | 0.00 | | 0.00 | 0.00 | 0.00 |

Revenue Report

Fiscal Year: 2023-2024
Month: July

COUNTY OF GRUNDY SCHOOL DIST 111

| Fund Description | Account Number | Account Description | Revised Budget | Monthly Activity | Pending Activity | Available Funds | Year to Date Activity | Percent of Budget Used |
|------------------|------------------------------|--------------------------------|----------------|------------------|------------------|-----------------|-----------------------|------------------------|
| Activity Fund | 11 R 1799 0000 30 300 910011 | SPORTS - BOYS VOLLEYBALL | 0.00 | 0.00 | | 0.00 | 0.00 | 0.00 |
| Activity Fund | 11 R 1799 0000 30 300 910012 | SPORTS - CHEERLEADERS | 0.00 | 5,885.00 | 0.00 | -5,885.00 | 5,885.00 | 0.00 |
| Activity Fund | 11 R 1799 0000 30 300 910013 | SPORTS - CROSS COUNTY CO ED | 0.00 | 0.00 | | 0.00 | 0.00 | 0.00 |
| Activity Fund | 11 R 1799 0000 30 300 910014 | SPORTS - FOOTBALL | 0.00 | 59,534.00 | 0.00 | -59,534.00 | 59,534.00 | 0.00 |
| Activity Fund | 11 R 1799 0000 30 300 910015 | SPORTS - FOOTBALL JERSEYS | 0.00 | 0.00 | | 0.00 | 0.00 | 0.00 |
| Activity Fund | 11 R 1799 0000 30 300 910016 | SPORTS - GIRLS BASKETBALL | 0.00 | 0.00 | | 0.00 | 0.00 | 0.00 |
| Activity Fund | 11 R 1799 0000 30 300 910017 | SPORTS - GIRLS BOWLING | 0.00 | 0.00 | | 0.00 | 0.00 | 0.00 |
| Activity Fund | 11 R 1799 0000 30 300 910018 | SPORTS - GIRLS GOLF | 0.00 | 0.00 | | 0.00 | 0.00 | 0.00 |
| Activity Fund | 11 R 1799 0000 30 300 910019 | SPORTS - GIRLS SOCCER | 0.00 | 0.00 | | 0.00 | 0.00 | 0.00 |
| Activity Fund | 11 R 1799 0000 30 300 910020 | SPORTS - GIRLS TENNIS | 0.00 | 0.00 | | 0.00 | 0.00 | 0.00 |
| Activity Fund | 11 R 1799 0000 30 300 910021 | SPORTS - GIRLS TRACK | 0.00 | 0.00 | | 0.00 | 0.00 | 0.00 |
| Activity Fund | 11 R 1799 0000 30 300 910022 | SPORTS - GIRLS VOLLEYBALL | 0.00 | 30.00 | 0.00 | -30.00 | 30.00 | 194 0.00 |
| Activity Fund | 11 R 1799 0000 30 300 910023 | SPORTS - LACROSSE | 0.00 | 0.00 | | 0.00 | 0.00 | 0.00 |
| Activity Fund | 11 R 1799 0000 30 300 910024 | SPORTS - OUTDOOR ED TRIP | 0.00 | 0.00 | | 0.00 | 0.00 | 0.00 |
| Activity Fund | 11 R 1799 0000 30 300 910025 | SPORTS - POMS | 0.00 | 15,949.60 | 0.00 | -15,949.60 | 15,949.60 | 0.00 |
| Activity Fund | 11 R 1799 0000 30 300 910026 | SPORTS - SOFTBALL | 0.00 | 0.00 | | 0.00 | 0.00 | 0.00 |
| Activity Fund | 11 R 1799 0000 30 300 910027 | SPORTS - SWIMMING B&G | 0.00 | 0.00 | | 0.00 | 0.00 | 0.00 |
| Activity Fund | 11 R 1799 0000 30 300 910028 | SPORTS - BOYS WRESTLING | 0.00 | 0.00 | | 0.00 | 0.00 | 0.00 |
| Activity Fund | 11 R 1799 0000 30 300 910029 | SUMMER CAMPS - BAND CAMP | 0.00 | 0.00 | | 0.00 | 0.00 | 0.00 |
| Activity Fund | 11 R 1799 0000 30 300 910030 | SUMMER CAMPS - BASEBALL | 0.00 | 0.00 | | 0.00 | 0.00 | 0.00 |
| Activity Fund | 11 R 1799 0000 30 300 910031 | SUMMER CAMPS - BOYS BASKETBALL | 0.00 | 100.00 | 0.00 | -100.00 | 100.00 | 0.00 |
| Activity Fund | 11 R 1799 0000 30 300 910032 | SUMMER CAMPS - COED POLE VAULT | 0.00 | 300.00 | 0.00 | -300.00 | 300.00 | 0.00 |
| Activity Fund | 11 R 1799 0000 30 300 910033 | SUMMER CAMPS - CHEERLEADING | 0.00 | 100.00 | 0.00 | -100.00 | 100.00 | 0.00 |
| Activity Fund | 11 R 1799 0000 30 300 910034 | SUMMER CAMPS - CROSS COUNTRY | 0.00 | 645.00 | -75.00 | -570.00 | 645.00 | 0.00 |

Revenue Report

Fiscal Year: 2023-2024
Month: July

COUNTY OF GRUNDY SCHOOL DIST 111

| Fund Description | Account Number | Account Description | Revised Budget | Monthly Activity | Pending Activity | Available Funds | Year to Date Activity | Percent of Budget Used |
|------------------|------------------------------|----------------------------------|----------------|------------------|------------------|-----------------|-----------------------|------------------------|
| Activity Fund | 11 R 1799 0000 30 300 910035 | SUMMER CAMPS - FOOTBALL | 0.00 | -90.00 | 0.00 | 90.00 | -90.00 | 0.00 |
| Activity Fund | 11 R 1799 0000 30 300 910036 | SUMMER CAMPS - GIRLS BASKETBALL | 0.00 | 0.00 | | 0.00 | 0.00 | 0.00 |
| Activity Fund | 11 R 1799 0000 30 300 910037 | SUMMER CAMPS - GIRLS VOLLEYBALL | 0.00 | 4,225.00 | 0.00 | -4,225.00 | 4,225.00 | 0.00 |
| Activity Fund | 11 R 1799 0000 30 300 910038 | SUMMER CAMPS - POMS | 0.00 | 100.00 | 0.00 | -100.00 | 100.00 | 0.00 |
| Activity Fund | 11 R 1799 0000 30 300 910039 | SUMMER CAMPS - SOCCER | 0.00 | -50.00 | 0.00 | 50.00 | -50.00 | 0.00 |
| Activity Fund | 11 R 1799 0000 30 300 910040 | SUMMER CAMPS - CONDITIONING | 0.00 | 0.00 | | 0.00 | 0.00 | 0.00 |
| Activity Fund | 11 R 1799 0000 30 300 910041 | SUMMER CAMPS - TENNIS CO-ED | 0.00 | 2,425.00 | 0.00 | -2,425.00 | 2,425.00 | 0.00 |
| Activity Fund | 11 R 1799 0000 30 300 910042 | SUMMER CAMPS - WOMENS FITNESS | 0.00 | 0.00 | | 0.00 | 0.00 | 0.00 |
| Activity Fund | 11 R 1799 0000 30 300 910043 | FOOTBALL TEAM CAMP | 0.00 | 480.00 | 0.00 | -480.00 | 480.00 | 0.00 |
| Activity Fund | 11 R 1799 0000 30 300 910044 | SPORTS - GIRLS WRESTLING | 0.00 | 0.00 | | 0.00 | 0.00 | 0.00 |
| Activity Fund | 11 R 1799 0000 30 300 910045 | SUMMER CAMPS - SOFTBALL | 0.00 | 0.00 | | 0.00 | 0.00 | 195 0.00 |
| Activity Fund | 11 R 1799 0000 30 300 910046 | SUMMER CAMPS - BOYS VOLLEYBALL | 0.00 | 0.00 | 0.00 | 0.00 | 0.00 | 0.00 |
| Activity Fund | 11 R 1799 0000 30 300 920000 | ATHLETIC BOOSTERS | 0.00 | 0.00 | | 0.00 | 0.00 | 0.00 |
| Activity Fund | 11 R 1799 0000 70 300 900001 | ACTIVITIES - POP | 0.00 | 1,858.75 | 0.00 | -1,858.75 | 1,858.75 | 0.00 |
| Activity Fund | 11 R 1799 0000 70 300 900002 | ACTIVITIES - ART CLUB | 0.00 | 0.00 | | 0.00 | 0.00 | 0.00 |
| Activity Fund | 11 R 1799 0000 70 300 900003 | ACTIVITIES - ATHLETIC LEADERSHIP | 0.00 | 0.00 | | 0.00 | 0.00 | 0.00 |
| Activity Fund | 11 R 1799 0000 70 300 900004 | ACTIVITIES - BAND | 0.00 | 0.00 | | 0.00 | 0.00 | 0.00 |
| Activity Fund | 11 R 1799 0000 70 300 900005 | ACTIVITIES - CHESS | 0.00 | 0.00 | | 0.00 | 0.00 | 0.00 |
| Activity Fund | 11 R 1799 0000 70 300 900006 | ACTIVITIES - PHOTOGRAPHY | 0.00 | 0.00 | | 0.00 | 0.00 | 0.00 |
| Activity Fund | 11 R 1799 0000 70 300 900007 | ACTIVITIES - CHORUS | 0.00 | 0.00 | | 0.00 | 0.00 | 0.00 |
| Activity Fund | 11 R 1799 0000 70 300 900008 | ACTIVITIES - CLASS OF 2025 | 0.00 | 20.76 | 0.00 | -20.76 | 20.76 | 0.00 |
| Activity Fund | 11 R 1799 0000 70 300 900009 | ACTIVITIES - CLASS OF 2026 | 0.00 | 0.00 | | 0.00 | 0.00 | 0.00 |
| Activity Fund | 11 R 1799 0000 70 300 900010 | ACTIVITIES - CLASS OF 2027 | 0.00 | 0.00 | | 0.00 | 0.00 | 0.00 |
| Activity Fund | 11 R 1799 0000 70 300 900011 | ACTIVITIES - CLASS OF 2028 | 0.00 | 0.00 | | 0.00 | 0.00 | 0.00 |

Revenue Report

Fiscal Year: 2023-2024
Month: July

COUNTY OF GRUNDY SCHOOL DIST 111

| Fund Description | Account Number | Account Description | Revised Budget | Monthly Activity | Pending Activity | Available Funds | Year to Date Activity | Percent of Budget Used |
|------------------|------------------------------|--------------------------------------|----------------|------------------|------------------|-----------------|-----------------------|------------------------|
| Activity Fund | 11 R 1799 0000 70 300 900012 | ACTIVITIES - CLASS OF 2023 | 0.00 | 0.00 | | 0.00 | 0.00 | 0.00 |
| Activity Fund | 11 R 1799 0000 70 300 900013 | ACTIVITIES - CLASS OF 2024 | 0.00 | 180.76 | 0.00 | -180.76 | 180.76 | 0.00 |
| Activity Fund | 11 R 1799 0000 70 300 900014 | ACTIVITIES - COMMUNITY GARDEN | 0.00 | 0.00 | | 0.00 | 0.00 | 0.00 |
| Activity Fund | 11 R 1799 0000 70 300 900015 | ACTIVITIES - CULINARY ARTS | 0.00 | 0.00 | | 0.00 | 0.00 | 0.00 |
| Activity Fund | 11 R 1799 0000 70 300 900016 | ACTIVITIES - MOCK TRIAL | 0.00 | 0.00 | | 0.00 | 0.00 | 0.00 |
| Activity Fund | 11 R 1799 0000 70 300 900017 | ACTIVITIES - DREAM | 0.00 | 0.00 | | 0.00 | 0.00 | 0.00 |
| Activity Fund | 11 R 1799 0000 70 300 900018 | ACTIVITIES - FASHION MERCHANDISING | 0.00 | 0.00 | | 0.00 | 0.00 | 0.00 |
| Activity Fund | 11 R 1799 0000 70 300 900019 | ACTIVITIES - FCCLA | 0.00 | 0.00 | | 0.00 | 0.00 | 0.00 |
| Activity Fund | 11 R 1799 0000 70 300 900020 | ACTIVITIES - FFA | 0.00 | 0.00 | | 0.00 | 0.00 | 0.00 |
| Activity Fund | 11 R 1799 0000 70 300 900021 | ACTIVITIES - FRENCH NHS | 0.00 | 0.00 | | 0.00 | 0.00 | 0.00 |
| Activity Fund | 11 R 1799 0000 70 300 900022 | ACTIVITIES - FUTURE BUSINESS LEADERS | 0.00 | 0.00 | | 0.00 | 0.00 | 196 |
| Activity Fund | 11 R 1799 0000 70 300 900023 | ACTIVITIES - I.O.T.A. | 0.00 | 0.00 | | 0.00 | 0.00 | 0.00 |
| Activity Fund | 11 R 1799 0000 70 300 900024 | ACTIVITIES - INDIAN CLIMBING CLUB | 0.00 | 0.00 | | 0.00 | 0.00 | 0.00 |
| Activity Fund | 11 R 1799 0000 70 300 900025 | ACTIVITIES - INDIAN NATION | 0.00 | 0.00 | | 0.00 | 0.00 | 0.00 |
| Activity Fund | 11 R 1799 0000 70 300 900026 | ACTIVITIES - INT'L CLUB | 0.00 | 0.00 | | 0.00 | 0.00 | 0.00 |
| Activity Fund | 11 R 1799 0000 70 300 900027 | ACTIVITIES - INT'L THESPIANS | 0.00 | 0.00 | | 0.00 | 0.00 | 0.00 |
| Activity Fund | 11 R 1799 0000 70 300 900028 | ACTIVITIES - INTERACT | 0.00 | 0.00 | | 0.00 | 0.00 | 0.00 |
| Activity Fund | 11 R 1799 0000 70 300 900029 | ACTIVITIES - INVESTMENT CLUB | 0.00 | 0.00 | | 0.00 | 0.00 | 0.00 |
| Activity Fund | 11 R 1799 0000 70 300 900030 | ACTIVITIES - JUDO | 0.00 | 0.00 | | 0.00 | 0.00 | 0.00 |
| Activity Fund | 11 R 1799 0000 70 300 900031 | ACTIVITIES - KALEIDOSOPE | 0.00 | 0.00 | | 0.00 | 0.00 | 0.00 |
| Activity Fund | 11 R 1799 0000 70 300 900032 | ACTIVITIES - MAC | 0.00 | 229.32 | 0.00 | -229.32 | 229.32 | 0.00 |
| Activity Fund | 11 R 1799 0000 70 300 900033 | ACTIVITIES - MATH TEAM | 0.00 | 0.00 | | 0.00 | 0.00 | 0.00 |
| Activity Fund | 11 R 1799 0000 70 300 900034 | ACTIVITIES - MCHS BOOK CLUB | 0.00 | 0.00 | | 0.00 | 0.00 | 0.00 |
| Activity Fund | 11 R 1799 0000 70 300 900035 | ACTIVITIES - MEMORIAL GARDEN | 0.00 | 0.00 | | 0.00 | 0.00 | 0.00 |
| Activity Fund | 11 R 1799 0000 70 300 900036 | ACTIVITIES - MUSICAL | 0.00 | 0.00 | | 0.00 | 0.00 | 0.00 |

Revenue Report

Fiscal Year: 2023-2024
Month: July

COUNTY OF GRUNDY SCHOOL DIST 111

| Fund Description | Account Number | Account Description | Revised Budget | Monthly Activity | Pending Activity | Available Funds | Year to Date Activity | Percent of Budget Used |
|------------------|------------------------------|--|----------------|------------------|------------------|-----------------|-----------------------|------------------------|
| Activity Fund | 11 R 1799 0000 70 300 900037 | ACTIVITIES - NEEDY FAMILIES | 0.00 | 0.00 | | 0.00 | 0.00 | 0.00 |
| Activity Fund | 11 R 1799 0000 70 300 900038 | ACTIVITIES - NHS | 0.00 | 0.00 | | 0.00 | 0.00 | 0.00 |
| Activity Fund | 11 R 1799 0000 70 300 900039 | ACTIVITIES - ORCHESIS | 0.00 | 0.00 | | 0.00 | 0.00 | 0.00 |
| Activity Fund | 11 R 1799 0000 70 300 900040 | ACTIVITIES - PAC RESTORATION | 0.00 | 0.00 | | 0.00 | 0.00 | 0.00 |
| Activity Fund | 11 R 1799 0000 70 300 900041 | ACTIVITIES - PERCUSSION | 0.00 | 0.00 | | 0.00 | 0.00 | 0.00 |
| Activity Fund | 11 R 1799 0000 70 300 900042 | ACTIVITIES - GAME CLUB | 0.00 | 0.00 | | 0.00 | 0.00 | 0.00 |
| Activity Fund | 11 R 1799 0000 70 300 900043 | ACTIVITIES - NEWSPAPER | 0.00 | 0.00 | | 0.00 | 0.00 | 0.00 |
| Activity Fund | 11 R 1799 0000 70 300 900044 | ACTIVITIES - SADD | 0.00 | 0.00 | | 0.00 | 0.00 | 0.00 |
| Activity Fund | 11 R 1799 0000 70 300 900045 | ACTIVITIES - SCHOLASTIC BOWL | 0.00 | 0.00 | | 0.00 | 0.00 | 0.00 |
| Activity Fund | 11 R 1799 0000 70 300 900046 | ACTIVITIES - SPANISH NHS | 0.00 | 0.00 | | 0.00 | 0.00 | 0.00 |
| Activity Fund | 11 R 1799 0000 70 300 900047 | ACTIVITIES - SPEECH | 0.00 | 0.00 | | 0.00 | 0.00 | 0.00 |
| Activity Fund | 11 R 1799 0000 70 300 900048 | ACTIVITIES - STUDENT COUNCIL | 0.00 | 0.00 | | 0.00 | 0.00 | 197 0.00 |
| Activity Fund | 11 R 1799 0000 70 300 900049 | ACTIVITIES - TSA | 0.00 | 0.00 | | 0.00 | 0.00 | 0.00 |
| Activity Fund | 11 R 1799 0000 70 300 900050 | ACTIVITIES - UNDERWATER ROBOTIC | 0.00 | 0.00 | | 0.00 | 0.00 | 0.00 |
| Activity Fund | 11 R 1799 0000 70 300 900051 | ACTIVITIES - WINTERGUARD | 0.00 | 0.00 | | 0.00 | 0.00 | 0.00 |
| Activity Fund | 11 R 1799 0000 70 300 900052 | ACTIVITIES - WYSE | 0.00 | 0.00 | | 0.00 | 0.00 | 0.00 |
| Activity Fund | 11 R 1799 0000 70 300 900053 | ACTIVITIES - YEARBOOK | 0.00 | 2,875.00 | 0.00 | -2,875.00 | 2,875.00 | 0.00 |
| Activity Fund | 11 R 1799 0000 70 300 900054 | ACTIVITIES - ALLIES IN DIVERSITY | 0.00 | 0.00 | | 0.00 | 0.00 | 0.00 |
| Activity Fund | 11 R 1799 0000 70 300 900055 | CYBRARY | 0.00 | 0.00 | | 0.00 | 0.00 | 0.00 |
| Activity Fund | 11 R 1799 0000 70 300 900056 | FACULTY POP | 0.00 | 189.95 | 0.00 | -189.95 | 189.95 | 0.00 |
| Activity Fund | 11 R 1799 0000 70 300 900057 | PROJECT INDIAN | 0.00 | 0.00 | | 0.00 | 0.00 | 0.00 |
| Activity Fund | 11 R 1799 0000 70 300 900058 | PROM | 0.00 | 500.00 | 0.00 | -500.00 | 500.00 | 0.00 |
| Activity Fund | 11 R 1799 0000 70 300 900059 | SCHOLARSHIP | 0.00 | 0.00 | | 0.00 | 0.00 | 0.00 |
| Activity Fund | 11 R 1799 0000 70 300 900060 | ACTIVITIES - DISC GOLF | 0.00 | 0.00 | | 0.00 | 0.00 | 0.00 |
| Activity Fund | 11 R 1799 0000 70 300 900061 | ACTIVITIES - ASL - AMERICAN SIGN LANGUAGE CLUB/NHS | 0.00 | 0.00 | | 0.00 | 0.00 | 0.00 |
| Activity Fund | 11 R 1799 0000 70 300 900062 | GREEN HOUSE | 0.00 | 0.00 | | 0.00 | 0.00 | 0.00 |

Revenue Report

Fiscal Year: 2023-2024
Month: July

COUNTY OF GRUNDY SCHOOL DIST 111

| Fund Description | Account Number | Account Description | Revised Budget | Monthly Activity | Pending Activity | Available Funds | Year to Date Activity | Percent of Budget Used |
|-------------------------|------------------------------|---|----------------|------------------|------------------|-------------------|-----------------------|------------------------|
| Activity Fund | 11 R 1799 0000 70 300 900064 | FOUNDATION SCHOLARSHIP | 0.00 | 0.00 | | 0.00 | 0.00 | 0.00 |
| Activity Fund | 11 R 1799 0000 70 300 900065 | FOUNDATION ASSIST MCHS ATHLETICS/ACTIVITIES | 0.00 | 0.00 | | 0.00 | 0.00 | 0.00 |
| Activity Fund | 11 R 1799 0000 70 300 920001 | BAND BOOSTERS | 0.00 | 0.00 | | 0.00 | 0.00 | 0.00 |
| Activity Fund | 11 R 1799 0000 70 300 920002 | CHOIR BOOSTERS | 0.00 | 0.00 | | 0.00 | 0.00 | 0.00 |
| 11 - ----- | Activity Fund | CHOIR BOOSTERS | 0.00 | 96,813.18 | -75.00 | -96,738.18 | 96,813.18 | |
| Operations & Maint Fund | 20 R 1110 0000 00 000 000000 | PRIOR YEAR TAXES | 0.00 | 0.00 | | 0.00 | 0.00 | 0.00 |
| Operations & Maint Fund | 20 R 1111 0000 00 000 000000 | GRUNDY CO TAXES | 0.00 | 732,282.78 | 0.00 | -732,282.78 | 732,282.78 | 0.00 |
| Operations & Maint Fund | 20 R 1112 0000 00 000 000000 | KENDALL CO TAXES | 0.00 | 4,980.73 | 0.00 | -4,980.73 | 4,980.73 | 0.00 |
| Operations & Maint Fund | 20 R 1113 0000 00 000 000000 | WILL CO TAXES | 0.00 | 121,715.75 | 0.00 | -121,715.75 | 121,715.75 | 0.00 |
| Operations & Maint Fund | 20 R 1114 0000 00 000 000000 | GRUNDY CO EDPA SURPLUS | 0.00 | 0.00 | | 0.00 | 0.00 | 0.00 |
| Operations & Maint Fund | 20 R 1122 0000 00 000 000000 | KENDALL CO - EARLY DISTR | 0.00 | 0.00 | | 0.00 | 0.00 | 0.00 |
| Operations & Maint Fund | 20 R 1123 0000 00 000 000000 | WILL CO - EARLY DISTR | 0.00 | 0.00 | | 0.00 | 0.00 | 0.00 |
| Operations & Maint Fund | 20 R 1210 0000 00 000 000000 | MOBILE HOME TAX | 0.00 | 0.00 | | 0.00 | 0.00 | 0.00 |
| Operations & Maint Fund | 20 R 1211 0000 00 000 000000 | GRUNDY CO TORT | 0.00 | 0.00 | | 0.00 | 0.00 | 0.00 |
| Operations & Maint Fund | 20 R 1212 0000 00 000 000000 | KENDALL CO TORT | 0.00 | 0.00 | | 0.00 | 0.00 | 0.00 |
| Operations & Maint Fund | 20 R 1213 0000 00 000 000000 | WILL CO TORT | 0.00 | 0.00 | | 0.00 | 0.00 | 0.00 |
| Operations & Maint Fund | 20 R 1222 0000 00 000 000000 | KENDALL CO TORT-EARLY DIST | 0.00 | 0.00 | | 0.00 | 0.00 | 0.00 |
| Operations & Maint Fund | 20 R 1223 0000 00 000 000000 | WILL CO TORT-EARLY DISTR | 0.00 | 0.00 | | 0.00 | 0.00 | 0.00 |
| Operations & Maint Fund | 20 R 1230 0000 00 000 000000 | CPPRT | 0.00 | 84,928.19 | 0.00 | -84,928.19 | 84,928.19 | 0.00 |
| Operations & Maint Fund | 20 R 1290 0000 00 000 000000 | ESCROW PMTS/LIEU OF TAXES | 0.00 | 0.00 | | 0.00 | 0.00 | 0.00 |
| Operations & Maint Fund | 20 R 1311 0000 00 000 000000 | GRUNDY CO LEASE | 0.00 | 0.00 | | 0.00 | 0.00 | 0.00 |
| Operations & Maint Fund | 20 R 1312 0000 00 000 000000 | KENDALL CO LEASE | 0.00 | 0.00 | | 0.00 | 0.00 | 0.00 |
| Operations & Maint Fund | 20 R 1313 0000 00 000 000000 | WILL CO LEASE | 0.00 | 0.00 | | 0.00 | 0.00 | 0.00 |
| Operations & Maint Fund | 20 R 1322 0000 00 000 000000 | KENDALL CO LEASE-EARLY DISTR | 0.00 | 0.00 | | 0.00 | 0.00 | 0.00 |
| Operations & Maint Fund | 20 R 1323 0000 00 000 000000 | WILL CO LEASE-EARLY DISTR | 0.00 | 0.00 | | 0.00 | 0.00 | 0.00 |

198

Revenue Report

Fiscal Year: 2023-2024
Month: July

COUNTY OF GRUNDY SCHOOL DIST 111

| Fund Description | Account Number | Account Description | Revised Budget | Monthly Activity | Pending Activity | Available Funds | Year to Date Activity | Percent of Budget Used |
|------------------------------|------------------------------------|--------------------------------|----------------|-------------------|------------------|--------------------|-----------------------|------------------------|
| Operations & Maint Fund | 20 R 1510 0000 00 000 000000 | CHECKING INTEREST | 0.00 | 0.00 | | 0.00 | 0.00 | 0.00 |
| Operations & Maint Fund | 20 R 1511 0000 00 000 000000 | INVESTMENT INTEREST | 0.00 | 9,926.35 | 0.00 | -9,926.35 | 9,926.35 | 0.00 |
| Operations & Maint Fund | 20 R 1910 0000 00 000 000000 | CLASSROOM RENTAL | 0.00 | 0.00 | | 0.00 | 0.00 | 0.00 |
| Operations & Maint Fund | 20 R 1911 0000 00 000 000000 | BUILDING RENTAL | 0.00 | 5,188.00 | 0.00 | -5,188.00 | 5,188.00 | 0.00 |
| Operations & Maint Fund | 20 R 1912 0000 00 000 000000 | FARM LEASE PAYMENTS | 0.00 | 0.00 | | 0.00 | 0.00 | 0.00 |
| Operations & Maint Fund | 20 R 1950 0000 00 000 000000 | REFUND OF PRIOR YR EXPENSES | 0.00 | 0.00 | | 0.00 | 0.00 | 0.00 |
| Operations & Maint Fund | 20 R 1991 0000 00 000 000000 | SP ED HOUSING ASSESMENT | 0.00 | 0.00 | | 0.00 | 0.00 | 0.00 |
| Operations & Maint Fund | 20 R 1996 0000 00 000 000000 | SALE OF CROPS | 0.00 | 0.00 | | 0.00 | 0.00 | 0.00 |
| Operations & Maint Fund | 20 R 1997 0000 00 000 000000 | INSURANCE | 0.00 | 0.00 | | 0.00 | 0.00 | 0.00 |
| Operations & Maint Fund | 20 R 1998 0000 00 000 000000 | SALE OF EQUIPMENT | 0.00 | 0.00 | | 0.00 | 0.00 | 0.00 |
| Operations & Maint Fund | 20 R 1999 0000 00 000 000000 | OTHER-LOCAL SOURCES | 0.00 | 0.00 | | 0.00 | 0.00 | 0.00 |
| Operations & Maint Fund | 20 R 1999 2220 00 000 000000 | DIST 111 GROUP MEDICAL REVENUE | 0.00 | 21,575.05 | 0.00 | -21,575.05 | 21,575.05 | 199 |
| Operations & Maint Fund | 20 R 1999 2230 00 000 000000 | DIST 111 GROUP DENTAL REVENUE | 0.00 | 1,014.52 | 0.00 | -1,014.52 | 1,014.52 | 0.00 |
| Operations & Maint Fund | 20 R 2901 0000 00 000 000000 | GRUNDY CO TIF EXT | 0.00 | 0.00 | | 0.00 | 0.00 | 0.00 |
| Operations & Maint Fund | 20 R 3925 0000 00 000 000000 | SCHOOL MAINTENANCE PROJECTS | 0.00 | 0.00 | | 0.00 | 0.00 | 0.00 |
| Operations & Maint Fund | 20 R 3999 0000 00 000 000000 | OTH GRANTS-IN-AID/STATE SOURCE | 0.00 | 0.00 | | 0.00 | 0.00 | 0.00 |
| Operations & Maint Fund | 20 R 4590 0000 00 000 000000 | COPS GRANT - MINOOKA | 0.00 | 0.00 | | 0.00 | 0.00 | 0.00 |
| Operations & Maint Fund | 20 R 4998 0000 00 000 499801 | ESSER 1 | 0.00 | 0.00 | | 0.00 | 0.00 | 0.00 |
| Operations & Maint Fund | 20 R 4998 0000 00 000 499802 | ESSER II | 0.00 | 0.00 | | 0.00 | 0.00 | 0.00 |
| Operations & Maint Fund | 20 R 4998 0000 00 000 499803 | ESSER III | 0.00 | 0.00 | | 0.00 | 0.00 | 0.00 |
| Operations & Maint Fund | 20 R 7110 0000 00 000 000000 | PERM TRANS FROM W/C-ABATEMENT | 0.00 | 0.00 | | 0.00 | 0.00 | 0.00 |
| Operations & Maint Fund | 20 R 7130 0000 00 000 000000 | PERM TRANS AMONG FUNDS | 0.00 | 0.00 | | 0.00 | 0.00 | 0.00 |
| Operations & Maint Fund | 20 R 7900 0000 00 000 000000 | DEBT PROCEEDS | 0.00 | 0.00 | | 0.00 | 0.00 | 0.00 |
| Operations & Maint Fund | 20 R 8410 0000 00 000 000000 | TAXES PLEDGED/PRINC-CAP LEASE | 0.00 | 0.00 | | 0.00 | 0.00 | 0.00 |
| Operations & Maint Fund | 20 R 9601 0000 00 000 000000 | TIF SURPLUS DONATION | 0.00 | 0.00 | | 0.00 | 0.00 | 0.00 |
| 20 - ---- -- -- ----- | Operations & Maint Fund | TIF SURPLUS DONATION | 0.00 | 981,611.37 | 0.00 | -981,611.37 | 981,611.37 | |

Revenue Report

Fiscal Year: 2023-2024
Month: July

COUNTY OF GRUNDY SCHOOL DIST 111

| Fund Description | Account Number | Account Description | Revised Budget | Monthly Activity | Pending Activity | Available Funds | Year to Date Activity | Percent of Budget Used |
|---------------------------------|------------------------------|--------------------------------|----------------|------------------|------------------|-----------------|-----------------------|------------------------|
| Debt Service Fund or Fund Group | 30 R 1110 0000 00 000 000000 | PRIOR YEAR TAXES | 0.00 | 0.00 | | 0.00 | 0.00 | 0.00 |
| Debt Service Fund or Fund Group | 30 R 1111 0000 00 000 000000 | GRUNDY CO TAXES | 0.00 | 1,330,762.85 | 0.00 | -1,330,762.85 | 1,330,762.85 | 0.00 |
| Debt Service Fund or Fund Group | 30 R 1112 0000 00 000 000000 | KENDALL CO TAXES | 0.00 | 9,079.27 | 0.00 | -9,079.27 | 9,079.27 | 0.00 |
| Debt Service Fund or Fund Group | 30 R 1113 0000 00 000 000000 | WILL CO TAXES | 0.00 | 220,451.56 | 0.00 | -220,451.56 | 220,451.56 | 0.00 |
| Debt Service Fund or Fund Group | 30 R 1114 0000 00 000 000000 | GRUNDY CO EPDA SURPLUS | 0.00 | 0.00 | | 0.00 | 0.00 | 0.00 |
| Debt Service Fund or Fund Group | 30 R 1122 0000 00 000 000000 | KENDALL CO - EARLY DISTR | 0.00 | 0.00 | | 0.00 | 0.00 | 0.00 |
| Debt Service Fund or Fund Group | 30 R 1123 0000 00 000 000000 | WILL CO - EARLY DISTR | 0.00 | 0.00 | | 0.00 | 0.00 | 0.00 |
| Debt Service Fund or Fund Group | 30 R 1210 0000 00 000 000000 | MOBILE HOME TAX | 0.00 | 0.00 | | 0.00 | 0.00 | 0.00 |
| Debt Service Fund or Fund Group | 30 R 1290 0000 00 000 000000 | PAYMENT IN LIEU OF TAXES BONDS | 0.00 | 0.00 | | 0.00 | 0.00 | 0.00 |
| Debt Service Fund or Fund Group | 30 R 1301 0000 00 000 000000 | GRUNDY CO LEASE | 0.00 | 0.00 | | 0.00 | 0.00 | 200 0.00 |
| Debt Service Fund or Fund Group | 30 R 1302 0000 00 000 000000 | KENDALL CO LEASE | 0.00 | 0.00 | | 0.00 | 0.00 | 0.00 |
| Debt Service Fund or Fund Group | 30 R 1303 0000 00 000 000000 | WILL CO LEASE | 0.00 | 0.00 | | 0.00 | 0.00 | 0.00 |
| Debt Service Fund or Fund Group | 30 R 1323 0000 00 000 000000 | WILL CO LEASE-EARLY DIST | 0.00 | 0.00 | | 0.00 | 0.00 | 0.00 |
| Debt Service Fund or Fund Group | 30 R 1510 0000 00 000 000000 | CHECKING INTEREST | 0.00 | 0.00 | | 0.00 | 0.00 | 0.00 |
| Debt Service Fund or Fund Group | 30 R 1511 0000 00 000 000000 | INVESTMENT INTEREST | 0.00 | 15,196.73 | 0.00 | -15,196.73 | 15,196.73 | 0.00 |
| Debt Service Fund or Fund Group | 30 R 1512 0000 00 000 000000 | BOND INTEREST | 0.00 | 0.00 | | 0.00 | 0.00 | 0.00 |
| Debt Service Fund or Fund Group | 30 R 1999 0000 00 000 000000 | OTHER-LOCAL SOURCES | 0.00 | 0.00 | | 0.00 | 0.00 | 0.00 |
| Debt Service Fund or Fund Group | 30 R 2901 0000 00 000 000000 | GRUNDY CO TIF EXT | 0.00 | 0.00 | | 0.00 | 0.00 | 0.00 |
| Debt Service Fund or Fund Group | 30 R 7210 0000 00 000 000000 | PRINCIPAL ON BONDS SOLD | 0.00 | 0.00 | | 0.00 | 0.00 | 0.00 |
| Debt Service Fund or Fund Group | 30 R 7210 0000 00 000 000001 | PREMIUM ON BONDS SOLD | 0.00 | 0.00 | | 0.00 | 0.00 | 0.00 |
| Debt Service Fund or Fund Group | 30 R 7220 0000 00 000 000000 | PREMIUM ON BONDS SOLD | 0.00 | 0.00 | | 0.00 | 0.00 | 0.00 |

Revenue Report

Fiscal Year: 2023-2024
Month: July

COUNTY OF GRUNDY SCHOOL DIST 111

| Fund Description | Account Number | Account Description | Revised Budget | Monthly Activity | Pending Activity | Available Funds | Year to Date Activity | Percent of Budget Used |
|---------------------------------|----------------------------------|--------------------------------|----------------|---------------------|------------------|----------------------|-----------------------|------------------------|
| Debt Service Fund or Fund Group | 30 R 7230 0000 00 000 000000 | INTEREST ON BONDS SOLD | 0.00 | 0.00 | | 0.00 | 0.00 | 0.00 |
| Debt Service Fund or Fund Group | 30 R 7400 0000 00 000 000000 | TRANS FROM OTHER FUNDS | 0.00 | 0.00 | | 0.00 | 0.00 | 0.00 |
| Debt Service Fund or Fund Group | 30 R 7401 0000 00 000 000000 | TRANS FROM OBM LEASE | 0.00 | 0.00 | | 0.00 | 0.00 | 0.00 |
| Debt Service Fund or Fund Group | 30 R 7500 0000 00 000 000000 | TRANS FROM OTHER FUNDS | 0.00 | 0.00 | | 0.00 | 0.00 | 0.00 |
| Debt Service Fund or Fund Group | 30 R 8990 0000 00 000 000000 | DISCOUNT ON BONDS SOLD | 0.00 | 0.00 | | 0.00 | 0.00 | 0.00 |
| Debt Service Fund or Fund Group | 30 R 8991 0000 00 000 000000 | REFUNDED PRINCIPAL | 0.00 | 0.00 | | 0.00 | 0.00 | 0.00 |
| Debt Service Fund or Fund Group | 30 R 8992 0000 00 000 000000 | REFUNDED INTEREST | 0.00 | 0.00 | | 0.00 | 0.00 | 0.00 |
| Debt Service Fund or Fund Group | 30 R 9601 0000 00 000 000000 | TIF SURPLUS DONATION | 0.00 | 0.00 | | 0.00 | 0.00 | 0.00 |
| 30 - ----- | Debt Service Fund or Fund | TIF SURPLUS DONATION | 0.00 | 1,575,490.41 | 0.00 | -1,575,490.41 | 1,575,490.41 | |
| Transportation Fund | 40 R 1110 0000 00 000 000000 | PRIOR YEAR TAXES | 0.00 | 0.00 | | 0.00 | 0.00 | 0.00 |
| Transportation Fund | 40 R 1111 0000 00 000 000000 | GRUNDY CO TAXES | 0.00 | 351,495.73 | 0.00 | -351,495.73 | 351,495.73 | 201 0.00 |
| Transportation Fund | 40 R 1112 0000 00 000 000000 | KENDALL CO TAXES | 0.00 | 2,390.75 | 0.00 | -2,390.75 | 2,390.75 | 0.00 |
| Transportation Fund | 40 R 1113 0000 00 000 000000 | WILL CO TAXES | 0.00 | 58,423.56 | 0.00 | -58,423.56 | 58,423.56 | 0.00 |
| Transportation Fund | 40 R 1114 0000 00 000 000000 | GRUNDY CO EPDA SURPLUS | 0.00 | 0.00 | | 0.00 | 0.00 | 0.00 |
| Transportation Fund | 40 R 1122 0000 00 000 000000 | KENDALL CO-EARLY DISTR | 0.00 | 0.00 | | 0.00 | 0.00 | 0.00 |
| Transportation Fund | 40 R 1123 0000 00 000 000000 | WILL CO-EARLY DISTR | 0.00 | 0.00 | | 0.00 | 0.00 | 0.00 |
| Transportation Fund | 40 R 1210 0000 00 000 000000 | MOBILE HOME TAX | 0.00 | 0.00 | | 0.00 | 0.00 | 0.00 |
| Transportation Fund | 40 R 1211 0000 00 000 000000 | GRUNDY CO TORT | 0.00 | 0.00 | | 0.00 | 0.00 | 0.00 |
| Transportation Fund | 40 R 1212 0000 00 000 000000 | KENDALL CO TORT | 0.00 | 0.00 | | 0.00 | 0.00 | 0.00 |
| Transportation Fund | 40 R 1213 0000 00 000 000000 | WILL CO TORT | 0.00 | 0.00 | | 0.00 | 0.00 | 0.00 |
| Transportation Fund | 40 R 1223 0000 00 000 000000 | WILL CO TORT-EARLY DISTR | 0.00 | 0.00 | | 0.00 | 0.00 | 0.00 |
| Transportation Fund | 40 R 1230 0000 00 000 000000 | CPPRT | 0.00 | 0.00 | | 0.00 | 0.00 | 0.00 |
| Transportation Fund | 40 R 1290 0000 00 000 000000 | PAYMENT IN LIEU OF TAXES TRANS | 0.00 | 0.00 | | 0.00 | 0.00 | 0.00 |
| Transportation Fund | 40 R 1442 0000 00 000 000000 | SP ED TRAN OTHER DISTRICT | 0.00 | 0.00 | | 0.00 | 0.00 | 0.00 |
| Transportation Fund | 40 R 1510 0000 00 000 000000 | CHECKING INTEREST | 0.00 | 0.00 | | 0.00 | 0.00 | 0.00 |

Revenue Report

Fiscal Year: 2023-2024
Month: July

COUNTY OF GRUNDY SCHOOL DIST 111

| Fund Description | Account Number | Account Description | Revised Budget | Monthly Activity | Pending Activity | Available Funds | Year to Date Activity | Percent of Budget Used |
|-------------------------|------------------------------|--------------------------------|----------------|-------------------|------------------|--------------------|-----------------------|------------------------|
| Transportation Fund | 40 R 1511 0000 00 000 000000 | INVESTMENT INTEREST | 0.00 | 4,250.33 | 0.00 | -4,250.33 | 4,250.33 | 0.00 |
| Transportation Fund | 40 R 1950 0000 00 000 000000 | REFUND OF PRIOR YR EXPENSES | 0.00 | 0.00 | | 0.00 | 0.00 | 0.00 |
| Transportation Fund | 40 R 1998 0000 00 000 000000 | SALE OF EQUIPMENT | 0.00 | 0.00 | | 0.00 | 0.00 | 0.00 |
| Transportation Fund | 40 R 1999 0000 00 000 000000 | OTHER-LOCAL SOURCES | 0.00 | 26,107.36 | 0.00 | -26,107.36 | 26,107.36 | 0.00 |
| Transportation Fund | 40 R 1999 2220 00 000 000000 | DIST 111 GROUP MEDICAL REVENUE | 0.00 | 14,587.61 | 0.00 | -14,587.61 | 14,587.61 | 0.00 |
| Transportation Fund | 40 R 1999 2230 00 000 000000 | DIST 111 GROUP DENTAL REVENUE | 0.00 | 518.22 | 0.00 | -518.22 | 518.22 | 0.00 |
| Transportation Fund | 40 R 2901 0000 00 000 000000 | GRUNDY CO TIF EXT | 0.00 | 0.00 | | 0.00 | 0.00 | 0.00 |
| Transportation Fund | 40 R 3500 0000 00 000 000000 | TRANS - REGULAR REIMB | 0.00 | 43,205.30 | 0.00 | -43,205.30 | 43,205.30 | 0.00 |
| Transportation Fund | 40 R 3505 0000 00 000 000000 | TRANS - VOCATIONAL REIMB | 0.00 | 0.00 | | 0.00 | 0.00 | 0.00 |
| Transportation Fund | 40 R 3510 0000 00 000 000000 | TRANS-SPEC ED REIMB | 0.00 | 277,813.85 | 0.00 | -277,813.85 | 277,813.85 | 0.00 |
| Transportation Fund | 40 R 3999 0000 00 000 000000 | OTHER RESTRICTED REV STATE | 0.00 | 0.00 | | 0.00 | 0.00 | 0.00 |
| Transportation Fund | 40 R 4999 0000 00 000 000000 | OTHER RESTRICTED REV FEDERAL | 0.00 | 0.00 | | 0.00 | 0.00 | 0.00 |
| Transportation Fund | 40 R 7130 0000 00 000 000000 | PERM TRANS AMONG FUNDS | 0.00 | 0.00 | | 0.00 | 0.00 | 0.00 |
| Transportation Fund | 40 R 7140 0000 00 000 000000 | INT TRANS FROM SITE/CONST | 0.00 | 0.00 | | 0.00 | 0.00 | 0.00 |
| Transportation Fund | 40 R 9601 0000 00 000 000000 | TIF SURPLUS DONATION | 0.00 | 0.00 | | 0.00 | 0.00 | 0.00 |
| 40 - ----- | Transportation Fund | TIF SURPLUS DONATION | 0.00 | 778,792.71 | 0.00 | -778,792.71 | 778,792.71 | 0.00 |
| I.M.R.F./Soc. Sec. Fund | 50 R 1110 0000 00 000 000000 | PRIOR YEAR TAXES | 0.00 | 0.00 | | 0.00 | 0.00 | 0.00 |
| I.M.R.F./Soc. Sec. Fund | 50 R 1111 0000 00 000 000000 | GRUNDY CO IMRF | 0.00 | 70,884.97 | 0.00 | -70,884.97 | 70,884.97 | 0.00 |
| I.M.R.F./Soc. Sec. Fund | 50 R 1112 0000 00 000 000000 | KENDALL CO IMRF | 0.00 | 483.53 | 0.00 | -483.53 | 483.53 | 0.00 |
| I.M.R.F./Soc. Sec. Fund | 50 R 1113 0000 00 000 000000 | WILL CO IMRF | 0.00 | 11,782.08 | 0.00 | -11,782.08 | 11,782.08 | 0.00 |
| I.M.R.F./Soc. Sec. Fund | 50 R 1114 0000 00 000 000000 | GRUNDY CO IMRF EDPA SURPLUS | 0.00 | 0.00 | | 0.00 | 0.00 | 0.00 |
| I.M.R.F./Soc. Sec. Fund | 50 R 1122 0000 00 000 000000 | KENDALL CO-EARLY DISTR | 0.00 | 0.00 | | 0.00 | 0.00 | 0.00 |
| I.M.R.F./Soc. Sec. Fund | 50 R 1123 0000 00 000 000000 | WILL CO-EARLY DISTR | 0.00 | 0.00 | | 0.00 | 0.00 | 0.00 |
| I.M.R.F./Soc. Sec. Fund | 50 R 1210 0000 00 000 000000 | MOBILE HOME TAX | 0.00 | 0.00 | | 0.00 | 0.00 | 0.00 |
| I.M.R.F./Soc. Sec. Fund | 50 R 1211 0000 00 000 000000 | MOBILE HOME TAX IMRF | 0.00 | 0.00 | | 0.00 | 0.00 | 0.00 |
| I.M.R.F./Soc. Sec. Fund | 50 R 1212 0000 00 000 000000 | MOBILE HOME TAX SOC SEC | 0.00 | 0.00 | | 0.00 | 0.00 | 0.00 |

202

Revenue Report

Fiscal Year: 2023-2024
Month: July

COUNTY OF GRUNDY SCHOOL DIST 111

| Fund Description | Account Number | Account Description | Revised Budget | Monthly Activity | Pending Activity | Available Funds | Year to Date Activity | Percent of Budget Used |
|-------------------------------------|--------------------------------|----------------------------------|----------------|-------------------|------------------|--------------------|-----------------------|------------------------|
| I.M.R.F./Soc. Sec. Fund | 50 R 1230 0000 00 000 000000 | CPPRT | 0.00 | 43,750.88 | 0.00 | -43,750.88 | 43,750.88 | 0.00 |
| I.M.R.F./Soc. Sec. Fund | 50 R 1290 0000 00 000 000000 | PAYMENT IN LIEU OF TAXES IMRF | 0.00 | 0.00 | | 0.00 | 0.00 | 0.00 |
| I.M.R.F./Soc. Sec. Fund | 50 R 1291 0000 00 000 000000 | PAYMENT IN LIEU OF TAXES SOC SEC | 0.00 | 0.00 | | 0.00 | 0.00 | 0.00 |
| I.M.R.F./Soc. Sec. Fund | 50 R 1510 0000 00 000 000000 | CHECKING INTEREST | 0.00 | 0.00 | | 0.00 | 0.00 | 0.00 |
| I.M.R.F./Soc. Sec. Fund | 50 R 1511 0000 00 000 000000 | INVESTMENT INTEREST | 0.00 | 6,983.72 | 0.00 | -6,983.72 | 6,983.72 | 0.00 |
| I.M.R.F./Soc. Sec. Fund | 50 R 1511 0000 00 000 000001 | GRUNDY CO SS | 0.00 | 85,677.09 | 0.00 | -85,677.09 | 85,677.09 | 0.00 |
| I.M.R.F./Soc. Sec. Fund | 50 R 1512 0000 00 000 000000 | KENDALL CO SS | 0.00 | 584.54 | 0.00 | -584.54 | 584.54 | 0.00 |
| I.M.R.F./Soc. Sec. Fund | 50 R 1513 0000 00 000 000000 | WILL CO SS | 0.00 | 14,216.40 | 0.00 | -14,216.40 | 14,216.40 | 0.00 |
| I.M.R.F./Soc. Sec. Fund | 50 R 1514 0000 00 000 000000 | GRUNDY CO SS EDPA SURPLUS | 0.00 | 0.00 | | 0.00 | 0.00 | 0.00 |
| I.M.R.F./Soc. Sec. Fund | 50 R 1522 0000 00 000 000000 | KENDALL CO SS-EARLY DISTR | 0.00 | 0.00 | | 0.00 | 0.00 | 0.00 |
| I.M.R.F./Soc. Sec. Fund | 50 R 1523 0000 00 000 000000 | WILL CO SS-EARLY DISTR | 0.00 | 0.00 | | 0.00 | 0.00 | 0.00 |
| I.M.R.F./Soc. Sec. Fund | 50 R 1999 0000 00 000 000000 | OTHER-LOCAL SOURCES | 0.00 | 0.00 | | 0.00 | 0.00 | 203 |
| I.M.R.F./Soc. Sec. Fund | 50 R 2901 0000 00 000 000000 | GRUNDY CO IMRF TIF | 0.00 | 0.00 | | 0.00 | 0.00 | 0.00 |
| I.M.R.F./Soc. Sec. Fund | 50 R 2902 0000 00 000 000000 | GRUNDY CO SS TIF | 0.00 | 0.00 | | 0.00 | 0.00 | 0.00 |
| I.M.R.F./Soc. Sec. Fund | 50 R 9601 0000 00 000 000000 | TIF SURPLUS DONATION | 0.00 | 0.00 | | 0.00 | 0.00 | 0.00 |
| 50 - ----- | I.M.R.F./Soc. Sec. Fund | TIF SURPLUS DONATION | 0.00 | 234,363.21 | 0.00 | -234,363.21 | 234,363.21 | |
| Capital Projects Fund or Fund Group | 60 R 1291 0000 00 000 000000 | FACILITIES IMPACT FEES | 0.00 | 3,428.70 | 0.00 | -3,428.70 | 3,428.70 | 0.00 |
| Capital Projects Fund or Fund Group | 60 R 1292 0000 00 000 000000 | SCHOOL SITE FEES | 0.00 | 1,520.10 | 0.00 | -1,520.10 | 1,520.10 | 0.00 |
| Capital Projects Fund or Fund Group | 60 R 1510 0000 00 000 000000 | CHECKING INTEREST | 0.00 | 0.00 | | 0.00 | 0.00 | 0.00 |
| Capital Projects Fund or Fund Group | 60 R 1511 0000 00 000 000000 | INVESTMENT INTEREST | 0.00 | 50,751.80 | 0.00 | -50,751.80 | 50,751.80 | 0.00 |
| Capital Projects Fund or Fund Group | 60 R 1520 0000 00 000 000000 | GAIN/LOSS ON INVESTMENTS | 0.00 | 0.00 | | 0.00 | 0.00 | 0.00 |
| Capital Projects Fund or Fund Group | 60 R 1930 0000 00 000 000000 | IMPACT FEES | 0.00 | 0.00 | | 0.00 | 0.00 | 0.00 |
| Capital Projects Fund or Fund Group | 60 R 1997 0000 00 000 000000 | Insurance | 0.00 | 0.00 | | 0.00 | 0.00 | 0.00 |
| Capital Projects Fund or Fund Group | 60 R 1999 0000 00 000 000000 | OTHER-LOCAL SOURCES | 0.00 | 0.00 | | 0.00 | 0.00 | 0.00 |
| Capital Projects Fund or Fund Group | 60 R 2901 0000 00 000 000000 | GRUNDY CO EDUCATION TIF | 0.00 | 0.00 | | 0.00 | 0.00 | 0.00 |

Revenue Report

Fiscal Year: 2023-2024
Month: July

COUNTY OF GRUNDY SCHOOL DIST 111

| Fund Description | Account Number | Account Description | Revised Budget | Monthly Activity | Pending Activity | Available Funds | Year to Date Activity | Percent of Budget Used |
|-------------------------------------|---------------------------------|--|----------------|-------------------|------------------|--------------------|-----------------------|------------------------|
| Capital Projects Fund or Fund Group | 60 R 4590 0000 00 000 000000 | COPS GRANT - CHANNAHON | 0.00 | 0.00 | | 0.00 | 0.00 | 0.00 |
| Capital Projects Fund or Fund Group | 60 R 4998 0000 00 000 499803 | ESSER III | 0.00 | 0.00 | | 0.00 | 0.00 | 0.00 |
| Capital Projects Fund or Fund Group | 60 R 7110 0000 00 000 000000 | PERM TRANS FROM W/C- ABATEMENT | 0.00 | 0.00 | | 0.00 | 0.00 | 0.00 |
| Capital Projects Fund or Fund Group | 60 R 7210 0000 00 000 000000 | PRINCIPAL ON BONDS SOLD | 0.00 | 0.00 | | 0.00 | 0.00 | 0.00 |
| Capital Projects Fund or Fund Group | 60 R 7800 0000 00 000 000000 | TRANS FROM OTHER FUNDS | 0.00 | 0.00 | | 0.00 | 0.00 | 0.00 |
| Capital Projects Fund or Fund Group | 60 R 7840 0000 00 000 000000 | Fund Balance Transfer for Capital Projects | 0.00 | 0.00 | 0.00 | 0.00 | 0.00 | 0.00 |
| 60 - ---- - - - - - - - - | Capital Projects Fund or | Fund Balance Transfer for | 0.00 | 55,700.60 | 0.00 | -55,700.60 | 55,700.60 | |
| Working Cash Fund | 70 R 1110 0000 00 000 000000 | PRIOR YEAR TAXES | 0.00 | 0.00 | | 0.00 | 0.00 | 0.00 |
| Working Cash Fund | 70 R 1111 0000 00 000 000000 | GRUNDY CO TAXES | 0.00 | 146,456.56 | 0.00 | -146,456.56 | 146,456.56 | 0.00 |
| Working Cash Fund | 70 R 1112 0000 00 000 000000 | KENDALL CO TAXES | 0.00 | 996.15 | 0.00 | -996.15 | 996.15 | 0.00 |
| Working Cash Fund | 70 R 1113 0000 00 000 000000 | WILL CO TAXES | 0.00 | 24,343.15 | 0.00 | -24,343.15 | 24,343.15 | 204 |
| Working Cash Fund | 70 R 1114 0000 00 000 000000 | GRUNDY CO EDPA SURPLUS | 0.00 | 0.00 | | 0.00 | 0.00 | 0.00 |
| Working Cash Fund | 70 R 1122 0000 00 000 000000 | KENDALL CO-EARLY DISTR | 0.00 | 0.00 | | 0.00 | 0.00 | 0.00 |
| Working Cash Fund | 70 R 1123 0000 00 000 000000 | WILL CO-EARLY DISTR | 0.00 | 0.00 | | 0.00 | 0.00 | 0.00 |
| Working Cash Fund | 70 R 1210 0000 00 000 000000 | MOBILE HOME TAX | 0.00 | 0.00 | | 0.00 | 0.00 | 0.00 |
| Working Cash Fund | 70 R 1230 0000 00 000 000000 | CPPRT | 0.00 | 0.00 | | 0.00 | 0.00 | 0.00 |
| Working Cash Fund | 70 R 1290 0000 00 000 000000 | PAYMENT IN LIEU OF TAXES WORKING CASH | 0.00 | 0.00 | | 0.00 | 0.00 | 0.00 |
| Working Cash Fund | 70 R 1510 0000 00 000 000000 | CHECKING INTEREST | 0.00 | 0.00 | | 0.00 | 0.00 | 0.00 |
| Working Cash Fund | 70 R 1511 0000 00 000 000000 | INVESTMENT INTEREST | 0.00 | 41,651.37 | 0.00 | -41,651.37 | 41,651.37 | 0.00 |
| Working Cash Fund | 70 R 1960 0000 00 000 000000 | TIF SURPLUS DONATION | 0.00 | 0.00 | | 0.00 | 0.00 | 0.00 |
| Working Cash Fund | 70 R 1999 0000 99 000 000000 | OTHER-LOCAL SOURCES | 0.00 | 0.00 | | 0.00 | 0.00 | 0.00 |
| Working Cash Fund | 70 R 2901 0000 00 000 000000 | GRUNDY CO TIF EXT | 0.00 | 0.00 | | 0.00 | 0.00 | 0.00 |
| Working Cash Fund | 70 R 7210 0000 00 000 000000 | PRIN ON BONDS SOLD | 0.00 | 0.00 | | 0.00 | 0.00 | 0.00 |
| Working Cash Fund | 70 R 7220 0000 00 000 000000 | PREMIUM ON BONDS SOLD | 0.00 | 0.00 | | 0.00 | 0.00 | 0.00 |
| Working Cash Fund | 70 R 8110 0000 00 000 000000 | ABATEMENT OF W/C FUND | 0.00 | 0.00 | | 0.00 | 0.00 | 0.00 |
| 70 - ---- - - - - - - - - | Working Cash Fund | ABATEMENT OF W/C FUND | 0.00 | 213,447.23 | 0.00 | -213,447.23 | 213,447.23 | |

Revenue Report

Fiscal Year: 2023-2024
Month: July

COUNTY OF GRUNDY SCHOOL DIST 111

| Fund Description | Account Number | Account Description | Revised Budget | Monthly Activity | Pending Activity | Available Funds | Year to Date Activity | Percent of Budget Used |
|---------------------------------|-----------------------------------|------------------------------------|----------------|-------------------|------------------|--------------------|-----------------------|------------------------|
| Tort Immunity and Judgment Fund | 80 R 1110 0000 00 000 000000 | PRIOR YEAR TAXES | 0.00 | 0.00 | | 0.00 | 0.00 | 0.00 |
| Tort Immunity and Judgment Fund | 80 R 1111 0000 00 000 000000 | GRUNDY CO TORT | 0.00 | 225,865.30 | 0.00 | -225,865.30 | 225,865.30 | 0.00 |
| Tort Immunity and Judgment Fund | 80 R 1112 0000 00 000 000000 | KENDALL CO TORT | 0.00 | 1,541.04 | 0.00 | -1,541.04 | 1,541.04 | 0.00 |
| Tort Immunity and Judgment Fund | 80 R 1113 0000 00 000 000000 | WILL CO TORT | 0.00 | 37,439.76 | 0.00 | -37,439.76 | 37,439.76 | 0.00 |
| Tort Immunity and Judgment Fund | 80 R 1114 0000 00 000 000000 | GRUNDY CO TORT EDPA SURPLUS | 0.00 | 0.00 | | 0.00 | 0.00 | 0.00 |
| Tort Immunity and Judgment Fund | 80 R 1122 0000 00 000 000000 | KENDALL CO TORT-EARLY DISTR | 0.00 | 0.00 | | 0.00 | 0.00 | 0.00 |
| Tort Immunity and Judgment Fund | 80 R 1123 0000 00 000 000000 | WILL CO TORT-EARLY DISTR | 0.00 | 0.00 | | 0.00 | 0.00 | 0.00 |
| Tort Immunity and Judgment Fund | 80 R 1210 0000 00 000 000000 | MOBILE HOME TAX | 0.00 | 0.00 | | 0.00 | 0.00 | 0.00 |
| Tort Immunity and Judgment Fund | 80 R 1290 0000 00 000 000000 | PAYMENT IN LIEU OF TAXES LIABILITY | 0.00 | 0.00 | | 0.00 | 0.00 | 0.00 |
| Tort Immunity and Judgment Fund | 80 R 1510 0000 00 000 000000 | CHECKING INTEREST | 0.00 | 0.00 | | 0.00 | 0.00 | 205 0.00 |
| Tort Immunity and Judgment Fund | 80 R 1511 0000 00 000 000000 | INVESTMENT INTEREST | 0.00 | 3,185.93 | 0.00 | -3,185.93 | 3,185.93 | 0.00 |
| Tort Immunity and Judgment Fund | 80 R 1960 0000 00 000 000000 | TIF SURPLUS DONATION | 0.00 | 0.00 | | 0.00 | 0.00 | 0.00 |
| Tort Immunity and Judgment Fund | 80 R 1999 0000 00 000 000000 | OTHER-LOCAL SOURCES | 0.00 | 0.00 | | 0.00 | 0.00 | 0.00 |
| Tort Immunity and Judgment Fund | 80 R 1999 2220 00 000 000000 | DIST 111 GROUP MEDICAL REVENUE | 0.00 | 9,358.29 | 0.00 | -9,358.29 | 9,358.29 | 0.00 |
| Tort Immunity and Judgment Fund | 80 R 1999 2230 00 000 000000 | DIST 111 GROUP DENTAL REVENUE | 0.00 | 165.14 | 0.00 | -165.14 | 165.14 | 0.00 |
| Tort Immunity and Judgment Fund | 80 R 2901 0000 00 000 000000 | GRUNDY CO TIF EXT | 0.00 | 0.00 | | 0.00 | 0.00 | 0.00 |
| Tort Immunity and Judgment Fund | 80 R 4008 0000 00 000 000000 | COPS GRANT CHANNAHON | 0.00 | 0.00 | | 0.00 | 0.00 | 0.00 |
| Tort Immunity and Judgment Fund | 80 R 4009 0000 00 000 000000 | COPS GRANT MINOOKA | 0.00 | 0.00 | | 0.00 | 0.00 | 0.00 |
| Tort Immunity and Judgment Fund | 80 R 7130 0000 00 000 000000 | TRANS FROM ED TORT | 0.00 | 0.00 | | 0.00 | 0.00 | 0.00 |
| Tort Immunity and Judgment Fund | 80 R 7990 0000 00 000 000000 | TRANS FROM OBM TORT | 0.00 | 0.00 | | 0.00 | 0.00 | 0.00 |
| 80 - ----- | Tort Immunity and Judgment | TRANS FROM OBM TORT | 0.00 | 277,555.46 | 0.00 | -277,555.46 | 277,555.46 | |
| Fire Prevention & Safety Fund | 90 R 1110 0000 00 000 000000 | PRIOR YEAR TAXES | 0.00 | 0.00 | | 0.00 | 0.00 | 0.00 |

Revenue Report

Fiscal Year: 2023-2024
Month: July

COUNTY OF GRUNDY SCHOOL DIST 111

| Fund Description | Account Number | Account Description | Revised Budget | Monthly Activity | Pending Activity | Available Funds | Year to Date Activity | Percent of Budget Used |
|----------------------------------|-------------------------------------|--------------------------------------|----------------|----------------------|------------------|-----------------------|-----------------------|------------------------|
| Fire Prevention & Safety Fund | 90 R 1111 0000 00 000 000000 | GRUNDY CO TAXES | 0.00 | 146,456.56 | 0.00 | -146,456.56 | 146,456.56 | 0.00 |
| Fire Prevention & Safety Fund | 90 R 1112 0000 00 000 000000 | KENDALL CO TAXES | 0.00 | 996.15 | 0.00 | -996.15 | 996.15 | 0.00 |
| Fire Prevention & Safety Fund | 90 R 1113 0000 00 000 000000 | WILL CO TAXES | 0.00 | 24,343.15 | 0.00 | -24,343.15 | 24,343.15 | 0.00 |
| Fire Prevention & Safety Fund | 90 R 1114 0000 00 000 000000 | GRUNDY CO EDPA SURPLUS | 0.00 | 0.00 | | 0.00 | 0.00 | 0.00 |
| Fire Prevention & Safety Fund | 90 R 1122 0000 00 000 000000 | KENDALL CO-EARLY DISTR | 0.00 | 0.00 | | 0.00 | 0.00 | 0.00 |
| Fire Prevention & Safety Fund | 90 R 1123 0000 00 000 000000 | WILL CO-EARLY DISTR | 0.00 | 0.00 | | 0.00 | 0.00 | 0.00 |
| Fire Prevention & Safety Fund | 90 R 1210 0000 00 000 000000 | MOBIL HOME TAX | 0.00 | 0.00 | | 0.00 | 0.00 | 0.00 |
| Fire Prevention & Safety Fund | 90 R 1290 0000 00 000 000000 | PAYMENT IN LIEU OF TAXES FIRE SAFETY | 0.00 | 0.00 | | 0.00 | 0.00 | 0.00 |
| Fire Prevention & Safety Fund | 90 R 1510 0000 00 000 000000 | CHECKING INTEREST | 0.00 | 0.00 | | 0.00 | 0.00 | 0.00 |
| Fire Prevention & Safety Fund | 90 R 1511 0000 00 000 000000 | INVESTMENT INTEREST | 0.00 | 9,207.49 | 0.00 | -9,207.49 | 9,207.49 | 0.00 |
| Fire Prevention & Safety Fund | 90 R 1960 0000 00 000 000000 | TIF SURPLUS DONATION | 0.00 | 0.00 | | 0.00 | 0.00 | 0.00 |
| Fire Prevention & Safety Fund | 90 R 1999 0000 00 000 000000 | OTHER-LOCAL SOURCES | 0.00 | 0.00 | | 0.00 | 0.00 | 0.00 |
| Fire Prevention & Safety Fund | 90 R 2901 0000 00 000 000000 | GRUNDY CO TIF EXT | 0.00 | 0.00 | | 0.00 | 0.00 | 206 |
| Fire Prevention & Safety Fund | 90 R 7210 0000 00 000 000000 | PRIN ON BONDS SOLD | 0.00 | 0.00 | | 0.00 | 0.00 | 0.00 |
| Fire Prevention & Safety Fund | 90 R 7220 0000 00 000 000000 | PREMIUM ON BONDS SOLD | 0.00 | 0.00 | | 0.00 | 0.00 | 0.00 |
| 90 - ---- - - - - - - - - | Fire Prevention & Safety | PREMIUM ON BONDS SOLD | 0.00 | 181,003.35 | 0.00 | -181,003.35 | 181,003.35 | |
| Grand Totals: | | | 0.00 | 10,112,887.66 | -75.00 | -10,112,812.66 | 10,112,887.66 | |

The District #111 Foundation for Educational Excellence

The next Foundation for Educational Excellence meeting is August 22, 2023 at 6:00 pm in the ARC at the Central Campus. At the July 11th meeting the foundation discussed preparation for the Ugly Christmas Sweater Party and recruitment activities for new members.

August 2023 Policy Review

2:120 Self Evaluation and Professional Development

All Board of Education members have completed all required training to this point. The Board is in the process of scheduling additional training for the Board of Education.

4:15 Identity Protection-Brent

The staff in the District that handle social security numbers and other personal information have been trained on how to properly handle this type of information. Mr. Troy, Mrs. Boe, and Mr. Kelly has put systems in place to ensure staff are following the proper procedures on how to handle personal information.

5:110 Recognition for Service-Distribute

On our opening institute, the District recognized 40 teachers and support staff for their years of service with the district.

5:125 Personal Technology and Social Media-Distribute

Mr. Kelly and Mrs. Knight has transitioned the website to a new platform that allows the District to communicate more effectively with students, parents, and the community. Staff is trained on a regular basis on computer use policies.

Revisions to Policy 6:10 Education Objectives

The District's educational program will seek to provide an opportunity for each student to develop to his or her maximum potential. The objectives for the educational program are to:

1. Foster students' self-discovery, self-awareness, and self-discipline.
2. Help each student strive for excellence and instill a desire to stretch the limits of his or her potential.
3. Stimulate students' intellectual curiosity and growth to become lifelong learners.
4. Provide a core curriculum with a classical liberal arts education in accordance with state education requirements.
5. Provide students with fundamental career concepts and skills.
6. Help students develop sensitivity to the needs and values of others with a respect for individual and group differences and a respect for personal and public property.
7. Provide an educational climate and culture free of bias in regards to gender, disability, culture, ethnicity or religion.
8. Encourage students and staff to unite as Minooka Indians to foster a sense of belonging while uplifting pride in our school.



Connect your data to optimize student performance.

Easily consolidate your disparate data sources into a single analytics environment to gain in-depth, actionable insights to navigate your evolving education landscape and improve student achievement outcomes.



We are honored to announce that Analytics was recognized for its role in transforming education through innovative technology with a "Cool Tool" Award from EdTech Digest in the district data solution category.

Close the digital divide, address learning gaps, eliminate equity and achievement gaps, and more.

Student Analytics Lab

Administrators can capitalize on the rich insights contained within their student data, regardless of where that data resides.

Student Analytics Lab makes it easy to combine all of your data – internet access, attendance tracking, discipline, course enrollments, race/ethnicity, socioeconomic status, and more – and presents your information in easy-to-understand visual dashboards that can be customized to answer the key questions your district is wrestling with to accelerate decision making.

- Identify students who may need additional supports with early warning indicator reporting
- Effectively target resources and support for students who are struggling
- Identify “blind spots” to ensure equity and access for all students
- Benchmark comparisons across schools, grades, and student groups in your district
- Drill down into student pathways to identify gaps and gain further insights





INVESTMENT SUMMARY

(Proposal pricing expires on 08/18/2023)

| End User | Description | Start Date | End Date | Amount |
|--|---|------------|-----------|--------------------|
| Minooka Community High School District 111 | Student Analytics Lab Subscription - powered by Forecast5, 5 admins and unlimited regular users | 8/21/2023 | 6/30/2024 | \$9,841.54 |
| Minooka Community High School District 111 | Frontline Implementation | | | \$8,480.00 |
| INITIAL TERM TOTAL | | | | \$18,321.54 |

| End User | Description | Start Date | End Date | Amount |
|--|---|------------|-----------|--------------------|
| Minooka Community High School District 111 | Student Analytics Lab Subscription - powered by Forecast5, 5 admins and unlimited regular users | 7/01/2024 | 6/30/2025 | \$11,440.00 |
| RECURRING TOTAL | | | | \$11,440.00 |

Why Choose Frontline Education?

Since our inception in 1998, Frontline has built intuitive software to help district- and school-level administrators effectively manage and support employees. We know employees - both teaching and non-teaching staff - have a tremendous impact on students, along with the administrators supporting them. Together, these individuals make up the "front line of education."

Designed for the unique needs of schools, Frontline's products are built on a foundation of best practices. With a sole focus on K-12 education for more than 20 years, the Frontline team includes many experienced education professionals. From teachers and K-12 human resources professionals to curriculum & instruction leaders and more, Frontline's employees understand education and district needs based on real world experience. From our work with thousands of districts, we've gained an unparalleled depth of experience to support effective implementations and continued support.

By education, for education. That philosophy of collaboration drives everything at Frontline, from the way we build our technology, our exceptional customer service to the extensive research and resources we provide beyond the software. We serve the front line so you can focus on impacting student learning.

Our Commitment Goes Beyond the Software



Purpose-Built for K12



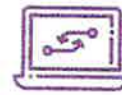
Award-Winning Client Services



Industry-Leading Security



Commitment to Integrated Systems



Original K12 Research & Insights



Free Resources for Education Leaders

Frontline Awards and Certifications



Client Testimonials

"We've been working toward going completely paperless, and we felt Frontline was an answer to finish out that goal. I think we're going to be able to lose a lot of redundancy in functions we had by going to Frontline."

Robert Whitman – Assistant Superintendent of Human and Student Resources, Willis ISD

"It's all in one piece and so it just absolutely has allowed us to make good use of taxpayer money as it relates to employees by being able to make sure that they spend the fruit of their work in doing what's right for onboarding."

Rick Rodriguez - Assistant Superintendent HR, Lubbock ISD



**Minooka Community High School District 111
District Administration Building
2023 General Remodeling**



DLA Project No. 2023.013
August 2, 2023

| Contractor | Bid Bond | Add. 1 & 2 | Base Bid (Including Allowances) | Alternate No.1 (Elevator Mod: SS Doors) | Alternate No.2 (Elevator Mod: Door Hardware) | TOTAL (Base Bid with Alternates No. 1 & 2) |
|--|----------|------------|---------------------------------|---|--|--|
| CCC Holdings Inc. | x | x | \$4,975,000.00 | \$10,644.00 | \$15,685.00 | \$5,001,329.00 |
| Construction Inc. | x | x | \$5,034,000.00 | \$42,000.00 | \$80,000.00 | \$5,156,000.00 |
| F.H. Paschen S.N. Nielsen & Associates LLC | x | | \$5,223,000.00 | \$14,000.00 | \$25,000.00 | \$5,262,000.00 |
| Happ Builders Inc. | x | x | \$5,150,000.00 | \$24,900.00 | \$67,500.00 | \$5,242,400.00 ²¹³ |
| Henry Brothers Inc. | x | x | \$5,345,000.00 | \$32,000.00 | \$46,000.00 | \$5,423,000.00 |
| Lite Construction | x | x | \$5,177,495.00 | \$13,000.00 | \$42,500.00 | \$5,232,995.00 |
| Troop Contracting | x | x | \$5,358,000.00 | \$13,300.00 | \$49,500.00 | \$5,420,800.00 |
| Vissering Construction Company | x | x | \$5,907,000.00 | \$25,000.00 | \$67,500.00 | \$5,999,500.00 |