



**MINOOKA COMMUNITY HIGH SCHOOL DISTRICT #111
SPECIAL BOARD MEETING
WEDNESDAY, MAY 10, 2023, 5:30 PM**

The Special Board Meeting will be held at the
Central Campus Library
301 South Wabena Avenue
Minooka, Illinois 60447

In order to make a public comment, please sign up 5 minutes prior to Roll Call. The public comment portion of the meeting will be in accordance with Policy 2:230. Please review said policy prior to the Board of Education Meeting. To view the meeting via YouTube, click here.

AGENDA

1. **Call to Order**
2. **Roll Call**
3. **Pledge of Allegiance**
4. **Declaration of Winners**
 - A. Declaration of Winners in the Election of Members to the Board of Education of the Minooka Community High School District #111
 - Terrance Spivey - 2-year unexpired term
 - Michael Hoyt - 4-year full term
 - Timothy Juskiewicz - 4-year full term
 - Laura Hrechko - 4-year full term
 - B. Administration of Oath of Office to New Board Members 10
5. **Recognition of Retiring Board Members**
 - Mrs. Dee Crye - (2019-2023)
 - Mr. Dustin Heap - (2019-2021) Vice-President (2021-2023)
6. **Adjourn Sine Die**

***** **Break**

REORGANIZATION AGENDA

7. **Call to Order**
8. **Reorganization** 11
 - A. Appointment of Pro Tem
 - President
 - Secretary
 - B. Election of Officers
 - President

| | |
|---|-----|
| • Vice-President | |
| • Secretary | |
| 9. Reorganization Action Items | |
| A. Name of the School District Depositories as presented | 20 |
| B. Appointment of the School District Treasurer - John Troy | |
| C. Appointment of Delegate to the IASB Convention | |
| D. Appointment of GAVC Representative | |
| E. Appointment of GSCEC Representative | |
| F. Appointment of Attorneys | |
| • HPF Himes, Petrarca & Fester | |
| G. Set Dates, Times and Locations of Regular Board Meetings | 21 |
| H. Committee Structure | |
| I. Adopt Code of Conduct | 24 |
| 10. Public Comments | |
| 11. Discussion | |
| A. B & G | |
| 1. Boiler Pump Replacement | 25 |
| 2. Custodial Bid | |
| 3. Parking Lot Bid | |
| 4. Painting Bid | 31 |
| 5. Building LED Lighting Bid | 34 |
| 6. Softball Field Scoreboard | |
| B. Finance | |
| 1. Financial Reports | |
| a. Monthly Financial Report | 53 |
| b. Payment of Bills/Total | |
| c. Employee Payroll | 63 |
| d. Imprest Fund Report/Total | 64 |
| e. Activity Fund Report | 65 |
| f. Treasurer's Report (Cash/YTD - Exp/Rev) | 72 |
| 2. Tentative Amended Budget | |
| 3. Intercom Replacement System - South Campus | 186 |
| 4. Desktop Purchase for Labs | 187 |
| 5. Choir Trip to Hawaii | 188 |
| 12. Action Items | |

- A. Consideration and Possible Approval to Award the Painting Bid to AmCoat Industrial in the amount of \$102,920 as presented. 206
- B. Consideration and Possible Approval of the Choir Trip to Hawaii as presented.

13. Personnel

- A. Executive Session - to adjourn the meeting to executive session for discussion on matters related to the appointment, compensation, discipline, dismissal, employment and performance of specific employees of the District; collective bargaining; and individual student discipline.
- B. Return to Open Session

14. **Action Items Following Executive Session**

- A. Consideration and Possible Acceptance of Resignation(s)
- B. Consideration and Possible Approval of Paid/Unpaid Leave Request(s)
- C. Consideration and Possible Approval of Employment
- D. Consideration and Possible Approval of Returning Coaches/Sponsors as Presented
- E. Consideration and Possible Approval of Volunteers

15. **Announcements and Communications**

16. **Adjourn**

ABSTRACT OF VOTES

GRUNDY
(COUNTY)

FOR CANDIDATES ONLY

Party
(For Primary only)

I, Kay T. Olson, the Election Authority of Grundy County for the Minooka Community High School District No. 111 do hereby certify that on April 19, 2023, I canvassed the returns of an election held on April 4, 2023 and I proclaim that a total of 4,763 voters requested and received ballots and I do further certify that the following list of candidates each received the number of votes herein recorded for the office listed below.

USE ONLY ONE SHEET PER OFFICE

Canvassing Board: Please list the number of votes for each candidate and include all persons receiving write-in votes. In addition, please denote the candidate(s) that have been elected to office. The canvass, must reflect the *total* number of votes received by each candidate.

| OFFICE TITLE | CANDIDATE NAME (place an * next to the name(s) of candidate(s) elected) | VOTES RECEIVED |
|---|--|----------------|
| <i>Board Member (Unexpired 2-year term)</i> | <i>William Holmes (Incorporated Area)</i> | <i>1,717</i> |
| | <i>Terrance Spivey* (Unincorporated Area)</i> | <i>2,297</i> |
| | | |
| | | |
| | | |
| | | |
| | | |

I further certify that the above is a true and complete Abstract of Votes and was prepared in my presence on

April 19, 2023
(Insert Date)

Kay T. Olson

(Grundy County Clerk)



“ Each election authority shall immediately transmit a signed copy or original duplicate of its complete Abstract of Votes to each election authority having jurisdiction over any of the territory of the respective political subdivision, and to the State Board of Elections . . . ” 10 ILCS 5/22-18.

ABSTRACT OF VOTES

GRUNDY
(COUNTY)

FOR CANDIDATES ONLY

Party
(For Primary only)

I, Kay T. Olson, the Election Authority of Grundy County for the Minooka Community High School District No. 111 do hereby certify that on April 19, 2023, I canvassed the returns of an election held on April 4, 2023 and I proclaim that a total of 4,763 voters requested and received ballots and I do further certify that the following list of candidates each received the number of votes herein recorded for the office listed below.

USE ONLY ONE SHEET PER OFFICE

Canvassing Board: Please list the number of votes for each candidate and include all persons receiving write-in votes. In addition, please denote the candidate(s) that have been elected to office. The canvass, must reflect the *total* number of votes received by each candidate.

| OFFICE TITLE | CANDIDATE NAME (place an * next to the name(s) of candidate(s) elected) | VOTES RECEIVED |
|---|--|---------------------|
| <i>Board Member (Full 4-year term)</i> | <i>Michael A. Hoyt* (Incorporated Area)</i> | <i>2,327</i> |
| | <i>Laura Prosis Hrechko* (Incorporated Area)</i> | <i>2,229</i> |
| | <i>Deirdra Crye (Incorporated Area)</i> | <i>1,337</i> |
| | <i>Timothy Juskiewicz* (Unincorporated Area)</i> | <i>1,974</i> |
| | <i>Laura Undesser (Unincorporated Area)</i> | <i>1,517</i> |
| | <i>Zachary Vogt (Unincorporated Area)</i> | <i>1,945</i> |
| | | |

I further certify that the above is a true and complete Abstract of Votes and was prepared in my presence on

April 19, 2023
(Insert Date)

Kay T. Olson

(Grundy County Clerk)



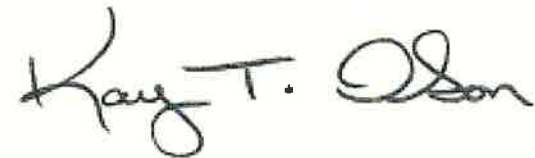
* Each election authority shall immediately transmit a signed copy or original duplicate of its complete Abstract of Votes to each election authority having jurisdiction over any of the territory of the respective political subdivision, and to the State Board of Elections . . .” 10 ILCS 5/22-18.

STATE OF ILLINOIS }
 }
 } SS
COUNTY OF GRUNDY }

CERTIFICATE OF ELECTION

This is to Certify, that Terrance Spivey
was duly Elected to the Office of Board Member (Unexpired 2-year term)
(Unincorporated Area)
in and for the Minooka Community High School District No. 111
in the County of Grundy and State of Illinois, at the Consolidated Election
held on April 4, 2023.

In Witness whereof, I have hereunto set my hand and seal on April 19, 2023.



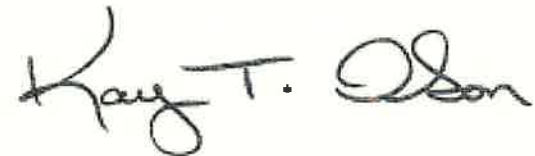
Kay T. Olson
Grundy County Clerk

STATE OF ILLINOIS }
 } SS
COUNTY OF GRUNDY }

CERTIFICATE OF ELECTION

This is to Certify, that **Michael A. Hoyt**
was duly Elected to the Office of **Board Member (Full 4-year term) (Incorporated Area)**
in and for the **Minooka Community High School District No. 111**
in the County of Grundy and State of Illinois, at the Consolidated Election held on April 4, 2023.

In Witness whereof, I have hereunto set my hand and seal on April 19, 2023.



Kay T. Olson
Grundy County Clerk

STATE OF ILLINOIS }
 } SS
COUNTY OF GRUNDY }

CERTIFICATE OF ELECTION

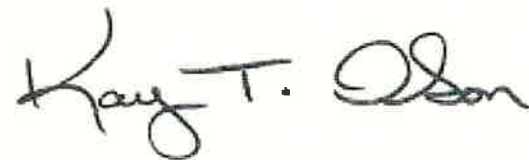
This is to Certify, that **Laura Prosis Hrechko**

was duly Elected to the Office of **Board Member (Full 4-year term) (Incorporated Area)**

in and for the **Minooka Community High School District No. 111**

in the County of Grundy and State of Illinois, at the Consolidated Election held on April 4, 2023.

In Witness whereof, I have hereunto set my hand and seal on April 19, 2023.



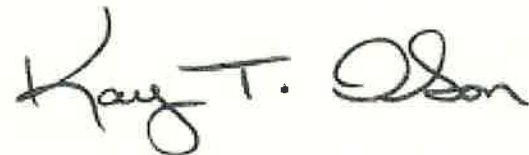
Kay T. Olson
Grundy County Clerk

STATE OF ILLINOIS }
 } SS
COUNTY OF GRUNDY }

CERTIFICATE OF ELECTION

This is to Certify, that **Timothy Juskiewicz**
was duly Elected to the Office of Board Member (Full 4-year term) (Unincorporated Area)
in and for the Minooka Community High School District No. 111
in the County of Grundy and State of Illinois, at the Consolidated Election held on April 4, 2023.

In Witness whereof, I have hereunto set my hand and seal on April 19, 2023.



Kay T. Olson
Grundy County Clerk

School Board Member Oath of Office



"I, _____,
do solemnly swear (or affirm) that I
will faithfully discharge the duties of
the office of member of the Board of
Education (or Board of School Directors)
of _____,
in accordance with the Constitution of
the United States, the Constitution of the
State of Illinois, and the laws of the State of
Illinois, to the best of my ability.

"I further swear (or affirm) that:

"I shall respect taxpayer interests by
serving as a faithful protector of the school
district's assets;

"I shall encourage and respect the free
expression of opinion by my fellow board
members and others who seek a hearing
before the board, while respecting the
privacy of students and employees;

"I shall recognize that a board member has
no legal authority as an individual and that
decisions can be made only by a majority
vote at a public board meeting;

"I shall abide by majority decisions of the
board, while retaining the right to seek
changes in such decisions through ethical
and constructive channels;

"As part of the Board of Education (or
Board of School Directors, as the case may
be), I shall accept the responsibility for my

role in the equitable and quality education
of every student in the school district;

"I shall foster with the board
extensive participation of the
community, formulate goals, define
outcomes, and set the course for
_____;

"I shall assist in establishing a structure
and an environment designed to ensure
all students have the opportunity to
attain their maximum potential through
a sound organizational framework;

"I shall strive to ensure a continuous
assessment of student achievement and
all conditions affecting the education
of our children, in compliance with
State law;

"I shall serve as education's key
advocate on behalf of students
and our community's school (or
schools) to advance the vision for
_____; and

"I shall strive to work together with
the district superintendent to lead the
school district toward fulfilling the
vision the board has created, fostering
excellence for every student in the
areas of academic skills, knowledge,
citizenship, and personal development."

- 105 ILCS 5/10-16.5

BOARD MEMBER

DISTRICT

10

BOARD PRESIDENT


SUPERINTENDENT

DATE



Organizing the Board

Your Guide to Seating New
Members, Electing Officers, and
Administering the Oath of Office



Introduction

State law requires each school board to hold an organizational meeting following the consolidated election held in odd-numbered years. This document describes those legal requirements and provides a process for smoothly and efficiently seating new board members and organizing the school board.

The board should have a policy in place to address the organizational meeting and will want to ensure the processes used in the organizational meeting are aligned with that policy. See **PRESS** Sample Policy 2:210, Organizational School Board Meeting. In addition to the legally required process, board members may weigh other considerations, including a show of respect for the traditions of the board and expressions of gratitude for retiring members.

The organizational meeting must be held in open session, and the board must:



Administer the oath of office



Elect officers



Seat new members



Set a time and place for regular meetings.

If officers are elected to one-year terms, the board must also hold an organizational meeting in even-numbered years primarily for the purpose of electing officers.

Even though its members change, a school board is a continuing entity. The board does not need to re-hire district staff, re-approve contracts, or re-adopt the board policy manual. These unnecessary actions may cause confusion and could create legal issues for the district.

12



Seating the New Board Members

Within 21 days following the consolidated election, the district will receive an abstract of votes from the election authority. In most cases, the election authority is the county clerk, but it may be a board of election commissioners. The abstract of votes is official notification to the district of the election winners. It provides the basis for announcing the new members who will be seated on the board.

The board must seat its new members within 40 days of the consolidated election. If a regular board meeting date falls after receiving the abstract of votes and prior to 40 days following the election, the board may choose to seat its new members at its regular meeting. If no regular meeting falls in that time frame, by law a special meeting must be called.

Before the new board members are seated, outgoing board members may approve the minutes of board meetings that have not yet come up for approval. This action is merely an approval of the record of business already conducted. No business other than seating new members should be transacted by the outgoing board members at the organizational meeting.

Before an individual takes a seat on the board, he or she must take an official oath, administered as determined by the board, in

substantially the form as written in the School Code. Districts often ask whether this applies only to newly elected board members or to all members elected and/or re-elected. To assure compliance, members that are newly elected or appointed and returning by re-appointment and/or re-election should take the oath.



Boards should check their local board policy to determine how the oath is taken. See **PRESS** Sample Policy 2:80, Board Member Oath and Conduct. School boards may develop whatever process and/or ceremony they choose and include it in board policy. Some options are

- The oath is administered by the board president, the board secretary, the superintendent, or the board's attorney, etc.
- Each individual taking the oath may read the oath aloud.
- A group of members or the entire board may take the oath simultaneously.

For districts that choose to formally observe this occasion, IASB has created an Oath of Office certificate located at www.iasb.com/training/oath.cfm.

Each School Board member shall take the following oath of office before being seated on the Board:

I, (name), do solemnly swear (or affirm) that I will faithfully discharge the duties of the office of member of the Board of Education of *(name of School District)*, in accordance with the Constitution of the United States, the Constitution of the State of Illinois, and the laws of the State of Illinois, to the best of my ability.

I further swear (or affirm) that:

I shall respect taxpayer interests by serving as a faithful protector of the school district's assets;

I shall encourage and respect the free expression of opinion by my fellow board members and others who seek a hearing before the board, while respecting the privacy of students and employees;

I shall recognize that a board member has no legal authority as an individual and that decisions can be made only by a majority vote at a public board meeting;

I shall abide by majority decisions of the board, while retaining the right to seek changes in such decisions through ethical and constructive channels;

As part of the Board of Education, I shall accept the responsibility for my role in the equitable and quality education of every student in the school district;

I shall foster with the Board extensive participation of the community, formulate goals, define outcomes, and set the course for *(name of school district)*;

I shall assist in establishing a structure and an environment designed to ensure all students have the opportunity to attain their maximum potential through a sound organizational framework;

I shall strive to ensure a continuous assessment of student achievement and all conditions affecting the education of our children, in compliance with State law;

I shall serve as education's key advocate on behalf of students and our community's school *(or schools)* to advance the vision for *(name of school district)*; and

I shall strive to work together with the district superintendent to lead the school district toward fulfilling the vision the board has created, fostering excellence for every student in the areas of academic skills, knowledge, citizenship, and personal development.

105 ILCS 5/10-16.5





Election of Board Officers

The law does not establish a method for electing officers. Each board must establish its own policy regarding the organizational meeting, including terms of office, selection of officers, and nominating and voting processes. The Open Meetings Act requires the election of officers by open vote,

not by secret ballot.

To launch the process of electing officers, someone should be selected to serve as the president pro tempore (temporary president) until the board elects a permanent president. The president of the board is the first officer to be elected and immediately assumes duties of the chair to preside over the election of other officers.

Appointment of President Pro Tem and Secretary Pro Tem

The board may establish its own process for selecting a president pro tem. Any seated board member can serve as a president pro tem. Best practice would indicate choosing a board member who

has been through an organizational meeting in the past. Some boards appoint the current president or vice president as the president pro tem if that person is still on the board.

If a board does not use a recording secretary (superintendent's administrative assistant or other district employee), the board should appoint a secretary pro tem to keep a record of the board's actions until a new board secretary is elected.

Nominations and Voting

15

Board President

The board's local process determines how nominations and voting are done; a simple process works best. The first order of business is nominations. Anyone can make a nomination, including self-nominations. Nominations do not require a second. Election of an officer requires a majority of those voting. This entire process must occur during an open meeting, and voting must not be by secret ballot.

- If only one member is nominated for president, the president pro tem may 1) cast a unanimous ballot and declare that candidate elected, or 2) ask for a show of hands or a voice vote in which

each member has an opportunity to vote “yes” or “no” for the nominated candidate.

- If two or more members are nominated for president, a show of hands or roll call voice vote is necessary. The member receiving a majority of the votes cast is elected. If there is a tie or no one receives a majority of votes cast, a second vote must be taken. Additional votes must be taken as necessary to elect one candidate. If no candidate is elected, the president pro tem continues to serve until a president elected.

Vice President, Secretary, and Treasurer

Once elected, the board president presides over the meeting as the board proceeds to elect its vice president, secretary, and treasurer (if the board elects a secretary and/or treasurer from among its members), using the same nomination and voting process that the board used to elect the president.

State law assigns specific duties to board officers; however, each school board may require its officers to perform other duties. Board policy should be consulted for officer duties. See **PRESS** Sample Policy 2:110, Qualifications, Term, and Duties of Board Officers.



Choosing Officers

Choosing the best individuals to lead the board is important. Some things to consider when choosing board officers include:

President

The board president presides at all meetings and calls special meetings, in addition to many other duties. Because the president becomes the public face of the board, members may want to select someone with recognized leadership skills and the abilities to effectively speak for the board and to work together with the superintendent to plan and conduct successful meetings. Basing the choice on these considerations is generally more effective¹⁶ than either basing the choice upon longevity or rotating the office so that each board member takes a turn serving as president. The individual chosen for the post should possess the qualities to do the job well and be prepared to satisfy the major time commitment required.

Vice President

The vice president performs the duties of the president in the event of a vacancy or if the president is absent or unable to perform his or her duties. A board is well advised to select a vice president who has many of the same skills and qualities of the president.

Secretary

The secretary may be a board member or non-member at the discretion of the board. The secretary is the only officer who may receive compensation. Compensation of a board member chosen as secretary is limited, however, to a maximum set by statute, and the amount must be established at least 180 days before the term of office begins. Compensation of a non-member board secretary is not subject to a statutory maximum. Even when a board member is elected board secretary, best practice dictates that a recording secretary be used to keep the minutes, freeing all elected board members to take an active role in board discussion and deliberation.

Treasurer

The School Code specifies the qualifications and term lengths for treasurer. In some districts, but not all, a school board member may be elected treasurer. An appointed treasurer (non-member of the board) serves at the pleasure of the board rather than for a fixed term.

The following sample scripts illustrate several of the concepts in this publication.

Taking the oath of office

Continuing president or president pro tem: "I will now administer the oath of office to the newly elected members of the board of education."

Continuing president or president pro tem (to new board members):
"Please repeat after me: ... "

Nominations

President pro tem: "Nominations are now in order for the office of president."

Member: "I nominate Helen Smith."

17

President pro tem: "Helen Smith is nominated."

Are there any other nominations for the office of president?"

President pro tem: "Hearing no further nominations, the nominations for the office of president are closed."

Electing the president (if there is only one nomination, the president pro tem may recognize the election without asking for votes.)

President pro tem: "Helen Smith being the only candidate nominated for the office of president, the chair hereby declares her elected by acclamation and directs the secretary to so record in the minutes."

(continued next page)

Electing the president (if there are several nominations, the candidate receiving the majority of votes cast wins. Abstentions should be counted with the majority of votes cast.)

President pro tem: "All in favor of Helen Smith for the office of president raise their hands."

Then: "All in favor of Paul Jones for the office of president raise their hands."

Then: "The secretary (or secretary pro tem) reports the vote is 5-2 in favor of Helen Smith. By receiving a majority of the votes cast, Helen Smith is elected president of this board of education."

Electing the president (if more than two candidates are nominated, one candidate must receive a majority of the votes cast to declare a winner.)

President pro tem: "[The secretary reports that] Three candidates have split the vote [3-2-2 or 3-3-1]. No one candidate has received a majority of the votes cast. Voting will continue until one candidate receives a majority of the votes cast. At this time, does any candidate choose to drop out of the contest for the office of president before we vote again?"

Establishing Regular Meetings



The Open Meetings Act requires all school boards to hold regular meetings, establish an annual schedule for them, and provide public notice. The School Code also requires boards to fix their regular meeting schedule at the organizational meeting. Once the newly elected members have been seated and the permanent board officers are elected, the board sets the dates and location(s) for its regular meetings.¹⁸

After new board members have taken the oath, officers have been elected, and the meeting dates and locations have been set, the board goes on to any items of business remaining on the agenda.

Board Traditions

Some school boards have established the tradition of adjourning sine die before reorganizing, as detailed in Roberts Rules of Order. "Sine die" is a Latin expression meaning "indefinitely or without a date set for a future meeting." This procedure is not

required by law and has no legal significance. The implication is that an “old board” is permanently adjourned and that a “new board” is convened. However, in regard to contracts, formally adopted board policy, and other agreements, the board is seen as a corporate body that continues regardless of changes in its membership.

Another tradition in many districts is that once the new board members have been seated, members retiring from the board who are present are recognized for their service to the district. Boards provide this recognition in a small ceremony after the new board members have been seated. This can take the form of a presentation of a plaque, framed certificate, or other memento acknowledging board service. The specifics of the ceremony are a matter of local tradition or preference.

Some districts host a social function for both the incoming and outgoing board members, either before or after the organizational meeting. The reception, which does not need to be elaborate, is an opportunity to recognize the contributions of the outgoing board member(s) as well as to welcome the new member(s) of the board and introduce them to the public and district employees.

Sources

Illinois Election Code

Article 1, General Provisions (10 ILCS 5/1-1 et seq.)

Article 22, Canvassing Votes, (10 ILCS 5/22-17 and 5/22-18)

Illinois School Code

Article 10, School Boards (105 ILCS 5/10-1 et seq.)

Open Meetings Act (5 ILCS 120/1 et seq.)

Illinois School Law Survey

Chapter 4, School Election Procedures

Chapter 5, School Board Officers

Chapter 6, School Board Meetings

19

Coming to Order: A Guide to Successful School Board Meetings

Chapter 10, The New Team: Reorganizing the School Board



MINOOKA

COMMUNITY HIGH SCHOOL

District #111 mchs.net

*Mission: Strengthen **M**astery, **C**ollaboration, **H**igh Expectations, and **S**uccess for All Students.*

TO: Robert Schiffbauer, Superintendent

FROM: John Troy, Assistant Superintendent of Business & General Counsel

DATE: May 5, 2023

SUBJECT: LIST OF DEPOSITORIES

The following financial institutions are approved depositories for district funds, as well as any agency funds the district may oversee:

CIBC
120 South LaSalle Street
Chicago, IL 60603

BMO Harris Bank
111 West Monroe Street
Chicago, IL 60603

ISDLAF (Illinois School District Liquid Asset Fund)
2135 City Gate Lane
7th Floor
Naperville, IL 60563

Mesirow Financial
353 North Clark Street
Chicago, IL 60654

U.S. Bank
800 Nicollet Mall
Minneapolis, MN 55402

MINOOKA COMMUNITY HIGH SCHOOL
DISTRICT #111
BOARD OF EDUCATION MEETINGS

Board meetings are scheduled on the third Wednesday of each month. Exceptions are noted. All meetings are held at 6:00 p.m. in the Library of Minooka Community High School Central Campus unless moved elsewhere, as posted below:

BOARD MEETINGS-Wednesdays

June 21, 2023

July 19, 2023

August 16, 2023

September 20, 2023

October 18, 2023

November 15, 2023

December 20, 2023

January 17, 2024

February 21, 2024

March 20, 2024

April 17, 2024

May 15, 2024

June 19, 2024

*Exceptions

**Additionally, committee of the whole meetings will be held on the second Wednesday of each month at 5:30 p.m. and are held in the Library at Central Campus, unless otherwise notified or moved elsewhere.

Copies to: Morris Herald News

Cc: Supt. – DO
Dir. B&F – DO
Principal – Central
Dir. C&I
Asst. Principal – South/Central
AD Athletics - Central
AD Activities – South
Secretary to the Principal – Central
Secretary to the AD – Central
Secretary to the AD – South (bldg. usage)
Secretary to the Dir. C&I
Comm. Rel. – Central/South
B&G Dir. – Central (bldg. usage)
B&G Dir. – South (bldg. usage)
Accts. Pay. – DO
MEA President
Quest
Web Site
MDH
Grundy News

Approved:

E-mailed

Db (FM)
Bd Cal
Website
EventLink

| | |
|--|--|
| Committee Meetings 2 nd Wednesday 5:30 P.M. | Board Meetings 3 rd Wednesday 6:00 P.M. |
| Committee Meetings | Board Meetings |
| June 14, 2023 | June 21, 2023 |
| July 12, 2023 | July 19, 2023 |
| August 9, 2023 | August 16, 2023 |
| September 13, 2023 | September 20, 2023 |
| October 11, 2023 | October 18, 2023 |
| November 8, 2023 | November 15, 2023 |
| December 13, 2023 | December 20, 2023 |
| January 10, 2024 | January 17, 2024 |
| February 14, 2024 | February 21, 2024 |
| March 13, 2024 | March 20, 2024 |
| April 10, 2024 | April 17, 2024 |
| May 8, 2024 | May 15, 2024 |
| June 12, 2024 | June 19, 2024 |

*Exceptions

Code of Conduct for Members of School Boards

As a member of my local school board, I will do my utmost to represent the public interest in education by adhering to the following standards and principles:

1. I will represent all school district constituents honestly and equally and refuse to surrender my responsibilities to special interest or partisan political groups.
2. I will avoid any conflict of interest or the appearance of impropriety which could result from my position, and will not use my board membership for personal gain or publicity.
3. I will recognize that a board member has no legal authority as an individual and that decisions can be made only by a majority vote at a board meeting.
4. I will take no private action that might compromise the board or administration and will respect the confidentiality of privileged information.
5. I will abide by majority decisions of the board, while retaining the right to seek changes in such decisions through ethical and constructive channels.
6. I will encourage and respect the free expression of opinion by my fellow board members and will participate in board discussions in an open, honest and respectful manner, honoring differences of opinion or perspective.
7. I will prepare for, attend and actively participate in school board meetings.
8. I will be sufficiently informed about and prepared to act on the specific issues before the board, and remain reasonably knowledgeable about local, state, national, and global education issues.
9. I will respectfully listen to those who communicate with the board, seeking to understand their views, while recognizing my responsibility to represent the interests of the entire community.
10. I will strive for a positive working relationship with the superintendent, respecting the superintendent's authority to advise the board, implement board policy, and administer the district.
11. I will model continuous learning and work to ensure good governance by taking advantage of board member development opportunities, such as those sponsored by my state and national school board associations, and encourage my fellow board members to do the same.
12. I will strive to keep my board focused on its primary work of clarifying the district purpose, direction and goals, and monitoring district performance.



PROJECT PROPOSAL

Company

Helm Service
2283 Business US 20 East
Freeport, IL 61032
Ph: 815-990-0064

Proposal Date: 1/19/2023
Proposal Number: P01027

Bill To Identity

MINOOKA COMMUNITY SCHOOL DISTRICT 111
301 SOUTH WABENA STREET
MINOOKA, IL 60447
Jason Piper

Agreement Location

MINOOKA COMMUNITY SCHOOL DISTRICT 111
301 SOUTH WABENA STREET
MINOOKA, IL 60447
Jason Piper

RE: Minooka HW pump replace-

Dear Jason,
Helm Service would like to thank you for the opportunity to provide this proposal for your consideration.

Scope:

Provide labor and materials as needed to replace 1 of 2 existing base mounted HW pumps. Re-use all existing connections.

Investment for Above.....\$16,350.00

Clarifications:

- Please note –We are not responsible for delays in equipment/material deliveries due to COVID-19. With current environment, pricing is subject to change pending any equipment cost increases.
- Work to be performed during normal working hours of 7:00am thru 3:30pm, Monday thru Friday.
- *This proposal, scope, and price is the proprietary property of Helm Service and is for our Client's use only, as it is to be utilized for the agreement evaluation.* This Agreement sets forth all of the terms and conditions binding upon the parties hereto; and no person has authority to make any claim, representation, promise or condition on behalf of Helm Service, which is not expressed herein. No party shall alter this agreement. This proposal will become a binding Agreement only after acceptance by Client and approval by an officer of Helm Service as evidenced by their signatures below. All rights to any designs presented are retained by Helm Service.
- Proposal valid for 30 days.

Exclusions:

- The scope of this proposal does not include the replacement of any other components of the mechanical or controls systems that are not specifically listed in this proposal.
- Temporary HVAC equipment or rental equipment.
- Permits, Inspection fees of any kind.
- Isolation valves, strainers, check valves, etc. unless specifically noted.
- Electrical work of any kind, starters, disconnects, VFD's wire, conduit, breakers, fuses, etc. Unless noted above.
- Roofing, cutting, patching, flashing, painting.
- All work associated with Fire/Life Safety, including interfaces and interlocks to the Fire Alarm System,



smoke detectors, fire dampers, smoke control dampers, and smoke/fire dampers.

- Structural building/walls; cutting, patching, and coring.
- Payment and performance bonds.
- All responsibility for Lead and asbestos identification, abatement, removal, and disposal prior to start of job.

Thank you for the opportunity. We look forward to working with you.

Tom Burke

Business Development |Helm Service

815-990-0064 **cell**

tburke@helmgroupp.com

Upon execution as provided below, this agreement, including the following pages attached hereto (collectively, the “Agreement”), shall become a binding and enforceable agreement against both parties hereto. Customer, by execution of this Agreement, acknowledges that it has reviewed and understands the attached terms and conditions and has the authority to enter into this Agreement.

Contractor

Tom Burke

Signature (Authorized Representative)

Tom Burke

Name (Print/ Type)

815-990-0064

Phone

1/19/2023 P01027

Date Proposal #

Date

Date

Date

Date

Date

Date

Date

Date

Date

Date

Date

Date

Date

Date

Date

Date

Date

Date

Date

Date

Date

Customer

Signature (Authorized Representative)

Name (Print/ Type)

Title

Date

Date

Date

Date

Date

Date

Date

Date

Date

Date

Date

Date

Date

Date

Date

Date

Date

Date

Date

Date



HELM SERVICE PROJECT - TERMS AND CONDITIONS

1. TERMS: IF THIS CONTRACT INVOLVES THE PURCHASE OF MATERIALS AND EQUIPMENT ONLY, THE PURCHASE PRICE SHALL BE PAYABLE AT THE TIME OF DELIVERY OF THE MATERIALS AND/OR EQUIPMENT; IF THIS CONTRACT INVOLVES LABOR OR LABOR AND MATERIALS AND EQUIPMENT, PROGRESS BILLINGS WILL BE SUBMITTED COVERING MATERIALS AND EQUIPMENT DELIVERED TO THE JOB SITE OR STORED IN ACCEPTABLE STORAGE FOR DELIVERY TO THE JOB SITE. THIS PROGRESS BILLING WILL ALSO INCLUDE LABOR WHICH HAS BEEN EXPENDED ON THE JOB OR DIRECTLY CONCERNED WITH THE JOB. THIS PROGRESS BILLING AMOUNT WILL BE DUE TEN DAYS AFTER BILLING DATE. FOR JOBS WHICH REQUIRE RETENTION, A RETENTION AMOUNT OF FIVE PERCENT WILL BE WITHHELD. IT WILL BECOME DUE AND PAYABLE AT THE COMPLETION OF HELM SERVICE'S PORTION OF THE PROJECT.

2. Title to the materials and equipment shall remain with Helm Service. until the customer has paid the total price in full, and if the customer should fail to make any payment to Helm Service. as the same becomes due or the customer fails to perform any other obligation under this contract, Helm Service may take possession of the materials and equipment and take whatever other action it deems appropriate.

3. Helm Service warrants that its labor and installation shall be done in a good and workmanlike manner and shall be free from defects for a period of one year after completion of the installation. Helm Service warrants that all equipment and materials furnished will be new unless otherwise specified in this contract, and that Helm Service has good title thereto. Helm Service does not warrant the quality of the equipment and materials furnished in any respect and the customer's remedy for defects in the equipment and materials shall be against Helm Service's suppliers or the manufacturers of the materials and equipment. Helm Service will deliver all manufacturers' written warranties to the customer upon completion of installation. UNDER NO CIRCUMSTANCES WILL HELM SERVICE BE RESPONSIBLE FOR LOSS OF USE, LOSS OF PROFITS, INCREASED OPERATING OR MAINTENANCE EXPENSE, CLAIMS OF CUSTOMER'S, TENANTS, OR CLIENTS, OR ANY SPECIAL, INDIRECT OR CONSEQUENTIAL DAMAGES.

4. Once the equipment and materials have been delivered to the job site, the Customer assumes all risk of damage to same, by any cause, except that brought about by the negligence of Helm Service and its employees. The customer shall carry all Risk, Property Insurance to the full value of the materials and equipment and name Helm Service as an Additional Insured to the extent of its interest.

The Customer shall be responsible for purchasing and maintaining such liability insurance as will protect him against claims which may arise from operations under the Contract. The Customer must provide Helm Service a Certificate of Insurance providing General Comprehensive and Independent Contractors Liability with minimum limits of 500,000.00 per occurrence for Bodily Injury and Property Damage.

5. Helm Service will obtain Liability and Workers' Compensation Insurance protecting it against claims which may arise from operations under the contract.

6. Helm Service will make delivery or installation, when provided herein, within a reasonable time after this contract is entered into, but it will not be responsible for delays caused by unavailability of machinery, equipment, materials or parts, shipper's delays, strikes, lockouts, restrictions imposed by civil or military authority, priority regulation of some governmental body, insurrection or riot, or any other cause beyond Helm Service's control. If a time for performance is stated in this agreement, it shall be deemed to be an estimate only. If Helm Service is required to make some installation under this contract, the customer shall be responsible for putting the premises in a satisfactory condition including furnishing electric power, light, heat, and water so that installation can start promptly and be completed efficiently.

7. If Helm Service shall fail to perform any of its obligations under this contract and fails to perform after the customer gives Helm Service ten (10) days' written notice of the specific deficiencies, the customer may have someone else complete the performance, but Helm Service's liability shall be limited to what it reasonably costs the customer to obtain completion of Helm Service's obligations under this contract. If Helm Service fails to perform any of its obligations under this contract, the customer, at customer's option, and without being required to do so, may cancel this contract by giving Helm Service ten (10) days written notice.

8. If the Project is stopped for a period of thirty (30) days under an order of any court or other public authority having jurisdiction, or as a result of an act of government, such as a declaration of a national emergency making materials unavailable, through no act or fault of Helm Service or if the Project should be stopped for a period of thirty (30) days by Helm Service for the customer's failure to make payment thereon as provided in Paragraph 1, then Helm Service may upon seven (7) days written notice to the customer terminate this agreement and immediately recover from the customer payment for all work to date and for any proven loss sustained upon any materials, equipment, tools, construction equipment and machinery, including reasonable profit and damages.

9. In the event either party must commence a legal action in order to enforce any rights under this contract, the successful party shall be entitled to all court costs and reasonable attorney's fees as determined by the court for prosecuting or defending the claim as the case might be.

10. The Customer shall not leave any of the equipment or systems furnished or installed by Helm Service. in operation until the customer has approved and accepted same and paid Helm Service the price in full.

11. Any written notice required under this contract may be delivered personally to the other party or mailed as certified mail, return receipt requested, to the other party's address as it appears in this agreement or as given to the other party by written notice during the terms of this contract.

12. To the fullest extent permitted by law, Customer shall indemnify and hold harmless Helm Service, its agents and employees from and against all claims, damages, losses and expenses, including but not limited to attorney's fees, arising out of or resulting from the performance of work hereunder, provided that such claim, damage, loss or expense is caused in whole or in part by any active or passive act or omission of Customer, anyone directly or indirectly employed by Customer, or anyone for whose acts Customer may be liable, regardless of whether it is caused in part by the negligence of Helm Service.

Proposal: PC5168

DePue Mechanical, Inc.
PO Box 857
Minooka, IL 60447



Revision: 0

Minooka Community High School - Pump Swap



Customer:

Minooka Community High School
310 South Wabena Avenue
Minooka, IL 60047

Valid Until: 3/31/2023

Proposal: PC5168

DePue Mechanical, Inc.
PO Box 857
Minooka, IL 60447



Investment Summary

We herewith submit our proposal to furnish all necessary labor, supervision, materials, tools, equipment, and consumables to complete the scope of work as described below

The below mentioned scope of work can be completed for the firm, Lump Sum Investment of:

Twenty Thousand Eight Hundred Thirty Two Dollars and Zero Cents:

(\$20,832.00)

Breakdown:

Pump: \$15,894.00

Labor: \$3,709.00

Material: \$1,229.00

Scope of Work

- Removal of one (1) existing pump in mechanical room
- Furnish and install one (1) identical replacement pump
 - Bell & Gossett Base mounted End Suction Pump: Series e-1510 - Model 46C 1800 RPM
 - Pump lead time is approximately 22-24 months
- Furnish and install new hardware for piping connections to pump

Proposal: PC5168

DePue Mechanical, Inc.
PO Box 857
Minooka, IL 60447



Exclusions, Assumptions, Clarifications

General

1. Snow Removal and/or Plowing, Shoveling - roads, roof, site, sidewalks, building, work area excluded (N.I.S.)
2. Isolation, Draining, or Refilling of systems is not included in this proposal
3. Grouting work of any kind is not included
4. Pump and/or Shaft alignment - to be furnished by Owner/Others.

Subcontractors

1. No Electrical work of any kind has been Included in Proposal
2. No Painting - Preparation, Prime, Finish Coat, Touch-up has been Included in Proposal
3. No Insulation work of any kind has been Included in Proposal
4. No Concrete Work of any kind has been included in Proposal

Labor

1. Premium, Overtime and/or Shift Work to Meet Schedule - excluded (N.I.S.) unless specifically indicated otherwise in DePue Proposal and Scope-of-Work.

Financial

1. State Sales and Use Tax. If work is to be tax exempt - Owner to furnish appropriate documentation to support, evidence that project/Owner facility is "Tax Exempt."

Materials

1. Due to the current Volatility of the Market, All Material Pricing will need to be Re-quoted once Depue Mechanical has been Awarded the Project Additional Cost may be Added to the Project.

Temporary & Rentals

1. Rentals of any kind are not included in this proposal
2. No Man Lift Rental has been Included in Proposal

Safety

1. LOTO, isolation and making lines safe for tie-ins to be performed by Owner with coordination by Depue Mechanical

Very Respectfully,

Niko Capodice

niko.capodice@depuemechanical.com

(815) 514-0103 (cell)

(815) 255-2500 (office)

PROPOSAL FORM

| <u>Locations</u> | Amounts |
|------------------------------------|--------------|
| Central Campus | \$ 88,650.00 |
| South Campus Hallway | \$ 3,500.00 |
| South Campus Aux Gym | \$ 2,100.00 |
| South Campus Front Building Facade | \$ 8,670.00 |

BIDDER'S FIRM NAME AmCoat Industrial, Inc.

ADDRESS 25257 W. Town Center Cir

CITY/STATE Channahon, IL ZIP 60410

TELEPHONE NUMBER 815-955-9016 FAX #

SIGNED BY  TITLE Project Manager

E-MAIL ADDRESS Joet1180@comcast.net

DUE: Monday, April 18, 2023 @ 10:00 am

RE: Minooka High School

SCOPE OF WORK

Central Campus-Class room painting as indicated in Yellow on the drawing provided.

1. Hand sand classroom walls.
2. Apply two coats of Sherwin William Super Paint Eggshell in color chosen. With three walls being one color and one wall being an accent color.
3. Hand sand hallow metal doors and frames in each classroom.
4. Apply two coats of Sherwin Williams Emerald Urethane Trim Enamel in a color to be chosen.

Lump Sum Price \$88,650

South Campus Hallway

1. Hand sand hallway walls.
2. Apply two coats of Sherwin Williams Super Paint Eggshell to the hallway in a single color to be chosen.

Lump Sum Price \$3,500

South Campus Aux Gym – Accent wall above padding

1. Hand sand wall above padding.
2. Apply two coats of Sherwin Williams Super Paint Eggshell in color chosen to the accent wall above the padding.

Lump Sum Price \$2,100

South Campus Front Building Facade

1. Clean cracks of any loose material.
2. Fill cracks with Adhesives Technology Miracle Bond Repair Epoxy.
3. Prime repaired crack areas.
4. Apply two coats of Sherwin Williams Exterior Super Paint Eggshell in color chosen.

Lump Sum Price \$8,670

CLARIFIATIONS AND EXCEPTIONS:

1. Work at Central Campus is for Classrooms in Yellow only. No corridors are included.
2. Work will be performed on straight time, day shift.
3. Suitable space for material storage and mixing will be provided.
4. Price assumes one mobilization and one demobilization.
5. Pricing is based on drawings provided; additional painting work will be on a T&M basis.
6. Disposal field wastes will be by others. Our forces will clean up to dumpsters provided.
7. This quote does not include a price for Bond.
8. There will be no retention held on this project.

9. Payment will be net 30 days or sooner.
10. Price is subject to negotiation of mutually accepted terms.

We appreciate the opportunity to submit this proposal and look forward to working together on this project. If you have any questions, please feel free to contact me.

Sincerely,

Joe Tyrakowski

RETURN WITH BID

PROPOSAL

LED LIGHTING BID

Owner: Minooka Community High School #111

Township: Seward

County: Grundy

1. PROPOSAL OF: Twin Supplies, Ltd.
1010 Jorie Blvd, ste 124, Oak Brook, IL 60523
(Name and Address of Bidder)

| | |
|---|----------------------|
| TOTAL PROJECT: Includes Materials, Labor & Performance Bond | \$ 848,117.00 |
| ComEd Lighting Rebates **based on Final ComEd approval | \$ 401,738.00 |
| BID PRICE Final Out of Pocket Cost, after approved rebates ** | \$ 446,379.00 |

****Bid Price contingent upon written ComEd funding pre-approval**

Addendum #1 Received 5/2/23

PROJECT MANAGER: MATTHEW SKOKNA, 331-225-5505

PRESIDENT: CHRISTOPHER SKOKNA, 708-609-0784

Please Submit a Certificate of Liability Insurance “Accord” form with Liability Insurance Limits

**Minooka Community High School District 111
26655 W. Eames Street
Channahon, IL 60410**

**Assurances and Certifications
PART 1**

STATEMENT OF ETHICS CERTIFICATION

By submission of this bid or proposal, the bidder certifies that:

- 1. This bid or proposal has been independently arrived at without collusion with any other bidder or with any competitor.
- 2. This bid or proposal has not been knowingly disclosed and will not be knowingly disclosed, prior to the opening of bids or proposals for this project, to any other bidder, competitor or potential competitor.
- 3. No attempt has been made or will be made to induce any other person, partnership or corporation to submit or not to submit a bid or proposal.
- 4. Bidder has not been convicted of price fixing nor pleaded “no contest” to such charges within the last five (5) years.
- 5. Bidder is not subsidiary of a company that has been convicted of price fixing nor pleaded “no contest” to such charges within the last five (5) years.

By: Christy J. Shal
Authorized Agent

SUBSCRIBED and SWORN TO before me

this 9th day of May, 2023

Tracey A. Skokna
NOTARY PUBLIC



This page must be returned signed and notarized for the bid to be considered.

Minooka Community High School District 111
26655 W. Eames Street
Channahon, IL 60410

Assurances and Certifications PART 2

SUPPLIER'S/CONTRACTOR'S CERTIFICATION

As part of its bid, the supplier/contractor does hereby certify that said supplier/contractor is not barred from bidding on the contract as a result of violation of either Section 33E-3 or 33E-4 of Article 33E of Chapter 38 of the Illinois Revised Statutes.

By: Christopher J. Shob
Authorized Agent

CERTIFICATE OF COMPLIANCE WITH ILLINOIS DRUG-FREE WORKPLACE ACT (Suppliers/Contractors with 25 or More Employees)

As part of its bid, the supplier/contractor does hereby certify pursuant to section 3 of the *Illinois Drug-Free Workplace Act* (Ill.Rev.Stat. ch 127. para. 132.313) that [he, she, it] shall provide a drug-free workplace for all employees engaged in the performance or work under the contract by complying with the requirements of the *Illinois Drug-Free Workplace Act* and, further certifies, that [he, she, it] is not ineligible for award of this contract by reason of debarment for a violation of the *Illinois Drug-Free Workplace Act*.

By: _____
Authorized Agent

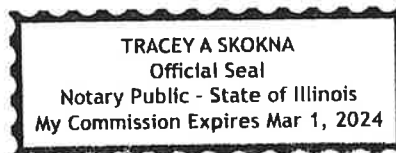
Does Not Apply (Less than 25 Employees)

By: Christopher J. Shob
Authorized Agent

SUBSCRIBED and SWORN TO before me

this 9th day of May, 20 23

Tracey A. Skokna
NOTARY PUBLIC



This page must be returned signed and notarized for the bid to be considered.

Minooka Community High School District 111
26655 W. Eames Street
Channahon, IL 60410

Assurances and Certifications PART 3

CERTIFICATE OF COMPLIANCE WITH ILLINOIS HUMAN RIGHTS ACT

Sexual Harassment Policies

As part of its bid, the supplier/contractor does hereby certify pursuant to 775 ILCS 5/2-105 that [he, she, it] has written sexual harassment policies that include at least the minimum information as required by law; that a copy of the policies shall be provided to the Department of Human Rights upon request; and that [he, she, it] is not ineligible for award of this contract by reason of debarment for a violation of the *Illinois Human Rights Act*.

By: Christopher J. Shal
Authorized Agent

Equal Employment Opportunity

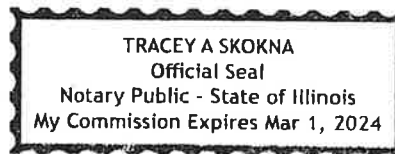
As part of its bid, the supplier/contractor does hereby certify pursuant to 775 ILCS 5/2-104 that [he, she, it] complies with the procedures and requirement of the Illinois Department of Human Rights regulations concerning equal employment opportunities and affirmative action, shall provide such information with respect to its employees and applicants for employment and assistance as the Department may reasonably request, and that [he, she, it] is not ineligible for award of this contract by reason of debarment for a violation of the *Illinois Human Rights Act*.

By: Christopher J. Shal
Authorized Agent

SUBSCRIBED and SWORN TO before me

this 9th day of May, 20 23

Tracey A. Skokna
NOTARY PUBLIC



This page must be returned signed and notarized for the bid to be considered.

TWIN SUPPLIES, LTD.

Matthew Skokna 331-225-5505

E-mail: Matt.skokna@twinsupplies.net

Payback Analysis

This Analysis is for:

Minooka High School Central Campus

| | | BEFORE RETROFIT | AFTER RETROFIT |
|--|------------|--------------------|-------------------|
| Total "Before" & "After" Consumption (watts): | | 150,562 | 59,556 |
| | burn hours | | |
| Annual Burn Hours/1,000: | 4,368 | 4.368 | 4.368 |
| Annual Consumption (KW): | | 657,654.82 | 260,140.61 |
| Cost of Energy per KWH: | \$0.120 | \$0.120 | \$0.120 |
| Annual Energy Cost (Before & After Retrofit) > > > > > > > | | \$78,918.58 | \$31,216.87 |

After Retrofit

| | | |
|---|---------|-----------------------|
| Energy savings (Before - After Energy Cost): | | \$47,701.70 |
| Maintenance savings (number of fixtures): | 1,611 | |
| Maintenance savings (cost/fixture): | \$20.00 | \$32,220.00 |
| Total Annual Savings After Retrofit > > > > > > > > > > | | \$79,921.70 ** |

Savings Summary and Payback

| | |
|---|-----------------------------|
| Total Annual Savings After Retrofit: | \$79,921.70 |
| Total Project Cost (Including Taxes): | \$303,288.00 |
| ComEd Rebate | \$147,383.00 |
| Out of Pocket Cost > > > > > > > > > > | \$155,905.00 |
| Payback (In Years): | 2.0 years |
| Payback (In Months): | 23 months |
| Return On Investment: | 51.26% |
| Total 5 Year Savings (energy + maint): | \$399,608.52 |
| Total 10 Year Savings (energy + maint): | \$799,217.05 |
| Cost of waiting to do upgrades: | \$6,660.14 per month |
| Cost of waiting to do upgrades: | \$218.96 per day |

** Additional Energy Savings is achieved in air conditioned buildings due to the lower heat output of energy efficient lighting.

REFERENCES

Twin Supplies completed numerous institutional and commercial projects throughout the years. Below is the list of selected projects from each kind. The detailed list is quite extensive and available upon request.

INSTITUTIONAL & COMMERCIAL PROJECTS:

| | | |
|--------------------------------------|-------------------------|---------------|
| Morton West High School | Mr. Jim Zundell | In Progress |
| St. Anne CMTY CONS SD 256 | Dr. Dave Pomaranski | April/2023 |
| DeWitt Property Mgmt | Mr. Stephen Dawidiuk | July/2021 |
| Athletico (multiple locations) | Ms. Jennifer Wingelnik | In Progress |
| TRP Investments (multiple locations) | Mr. Joel Teglia | In Progress |
| School District 64 & Golf SD 67 | Mr. Ron DeGeorge | April/2023 |
| Glen Ellyn Park District | Mr. Nathan Troia | February/2022 |
| Hoopeston Area SD 11 | Mr. Mark Eighner | In Progress |
| Argo Community High School | Mr. Joseph Murphy | January/2022 |
| Palatine Public Library | Mr. Dom Ami | March/2021 |
| Community Unit SD 200 | Mr. Kevin Weisenberger | April/2023 |
| Elgin School District 46 | Mr. Josh Beu | In Progress |
| Evanston Township High School | Mr. Jose Guerrero | March/2022 |
| Park District of LaGrange | Mr. Chris Finn | January/2021 |
| City of Hickory Hills | Ms. Susan Lehr | January/2021 |
| Skokie Park District | Mr. Corrie Guynn | In Progress |
| Lindop School Distrcit 92 | Dr. Janice Jackson | March/2021 |
| Chicago Ridge SD 127.5 | Ms. Kathleen Picciolini | Summer/2021 |
| Lombard School District 44 | Mr. Neil Perry | April/2023 |

5/09/2023

- Documentation that Contractor's Insurance Rating is 1.0 or less

Attached:

- Acuity Worker's Compensation Information Page. Twin Supplies has had zero (0) losses and no Mod has been promulgated thus Twin Supplies is considered a .96 The WC shows no credit or debit with regards to the Mod. EMR=0

Michael A. Tursi CIC
Vice President
CRISSIE INSURANCE GROUP

D | 224-217-6562
tursim@crissieins.com www.crissieins.com
1700 Higgins Road, Suite 320 | Des Plaines, IL 60018

CERTIFICATION OF PREVAILING WAGE REQUIREMENTS

I, Twin Supplies LTD., Contractor, hereby certifies that all laborers, workers and mechanics performing work under the contract shall not be paid less than the prevailing wage as found by the Illinois Department of Labor or the Board of Education, and that Contractor and all subcontractors shall in all other respects comply with the *Prevailing Wage Act* in carry out work under the contract. If, during the course of work under this contract, the Department of Labor revises the prevailing rate of hourly wages to be paid under this contract, Contractor shall have the sole responsibility and duty to ensure that the revised prevailing rate of hourly wages is paid by Contractor and all subcontractors to each worker to whom a revised rate is applicable. Revisions to the prevailing wage as set forth above shall not result in an increase in the contract sum. Contractor shall protect, defend, indemnify and hold the Owner harmless for any claims or demands made as a result of Contractor's failure to comply with this certification.

Certified By: Christopher J. Skokna Dated: 5/9/23

(Contractor's Authorized Representative)

Christopher J. Skokna
(Name of Contractor or Subcontractor's Representative)

President, Twin Supplies LTD.
(Title of Representative)

Twin Supplies, LTD
(Name of Contractor or Subcontractor)

Address of Contractor or Subcontractor:

1010 Jorie Blvd. (Ste. 124)
Oak Brook, IL. 60523

SUBSCRIBED and SWORN TO before me this 9th day of May, 2023

Tracey A. Skokna

(Notary Public)





AIA® Document A305™ – 1986

Contractor's Qualification Statement

The Undersigned certifies under oath that the information provided herein is true and sufficiently complete so as not to be misleading.

SUBMITTED TO:
Minooka Community High School #111
LED Lighting Bid

ADDRESS:
26655 W. Eames Street
Channahon, IL 60410

SUBMITTED BY:
Twin Supplies, Ltd

NAME:
Christopher J Skokna

ADDRESS:
1010 Jorie Blvd, Ste 124, Oak Brook, IL 60523

PRINCIPAL OFFICE:
s/a

- Corporation
- Partnership
- Individual
- Joint Venture
- Other

NAME OF PROJECT (if applicable):

TYPE OF WORK (file separate form for each Classification of Work):

- General Construction
- HVAC
- Electrical
- Plumbing
- Other (please specify) LED Lighting

ADDITIONS AND DELETIONS:
The author of this document has added information needed for its completion. The author may also have revised the text of the original AIA standard form. An *Additions and Deletions Report* that notes added information as well as revisions to the standard form text is available from the author and should be reviewed. A vertical line in the left margin of this document indicates where the author has added necessary information and where the author has added to or deleted from the original AIA text.

This document has important legal consequences. Consultation with an attorney is encouraged with respect to its completion or modification.

This form is approved and recommended by the American Institute of Architects (AIA) and The Associated General Contractors of America (AGC) for use in evaluating the qualifications of contractors. No endorsement of the submitting party or verification of the information is made by AIA or AGC.

§ 1. ORGANIZATION

§ 1.1 How many years has your organization been in business as a Contractor? 15.5 years

§ 1.2 How many years has your organization been in business under its present business name? 15.5 years

§ 1.2.1 Under what other or former names has your organization operated? none

§ 1.3 If your organization is a corporation, answer the following:

§ 1.3.1 Date of incorporation: February 2009

§ 1.3.2 State of incorporation: IL

§ 1.3.3 President's name: Christopher J Skokna

§ 1.3.4 Vice-president's name(s)

§ 1.3.5 Secretary's name: Christopher J Skokna

§ 1.3.6 Treasurer's name:

§ 1.4 If your organization is a partnership, answer the following: n/a

§ 1.4.1 Date of organization:

§ 1.4.2 Type of partnership (if applicable):

§ 1.4.3 Name(s) of general partner(s)

§ 1.5 If your organization is individually owned, answer the following: n/a

§ 1.5.1 Date of organization:

§ 1.5.2 Name of owner:

§ 1.6 If the form of your organization is other than those listed above, describe it and name the principals:

n/a

§ 2. LICENSING

§ 2.1 List jurisdictions and trade categories in which your organization is legally qualified to do business, and indicate registration or license numbers, if applicable. n/a

§ 2.2 List jurisdictions in which your organization's partnership or trade name is filed.

State of Illinois
County of DuPage

§ 3. EXPERIENCE

§ 3.1 List the categories of work that your organization normally performs with its own forces.

Lighting Distribution
Lighting Installation
Lighting and Energy Sales
Grant Writing

§ 3.2 Claims and Suits. (If the answer to any of the questions below is yes, please attach details.)

§ 3.2.1 Has your organization ever failed to complete any work awarded to it?

NO

§ 3.2.2 Are there any judgments, claims, arbitration proceedings or suits pending or outstanding against your organization or its officers?

NO

§ 3.2.3 Has your organization filed any law suits or requested arbitration with regard to construction contracts within the last five years?

NO

§ 3.3 Within the last five years, has any officer or principal of your organization ever been an officer or principal of another organization when it failed to complete a construction contract? (If the answer is yes, please attach details.)

NO

§ 3.4 On a separate sheet, list major construction projects your organization has in progress, giving the name of project, owner, architect, contract amount, percent complete and scheduled completion date.

see attached Reference List

§ 3.4.1 State total worth of work in progress and under contract:

\$720,000.00

§ 3.5 On a separate sheet, list the major projects your organization has completed in the past five years, giving the name of project, owner, architect, contract amount, date of completion and percentage of the cost of the work performed with your own forces.

see attached Reference List

§ 3.5.1 State average annual amount of construction work performed during the past five years:

\$9.75 mil per year average

§ 3.6 On a separate sheet, list the construction experience and present commitments of the key individuals of your organization.

§ 4. REFERENCES

§ 4.1 Trade References:

see attached reference sheet

§ 4.2 Bank References:

Old National Bank
520 N. Cass Avenue
Westmont, IL 60559
contact: Glenn Mazade

§ 4.3 Surety:

§ 4.3.1 Name of bonding company: Merchants National Bonding, Inc.

§ 4.3.2 Name and address of agent:

Smith Manus
2307 River Road, Ste 200
Louisville, KY 40206

§ 5. FINANCING

§ 5.1 Financial Statement.

§ 5.1.1 Attach a financial statement, preferably audited, including your organization's latest balance sheet and income statement showing the following items: see attached

Current Assets (e.g., cash, joint venture accounts, accounts receivable, notes receivable, accrued income, deposits, materials inventory and prepaid expenses);

Net Fixed Assets;

Other Assets;

Current Liabilities (e.g., accounts payable, notes payable, accrued expenses, provision for income taxes, advances, accrued salaries and accrued payroll taxes);

Other Liabilities (e.g., capital, capital stock, authorized and outstanding shares par values, earned surplus and retained earnings).

§ 5.1.2 Name and address of firm preparing attached financial statement, and date thereof:

§ 5.1.3 Is the attached financial statement for the identical organization named on page one?

YES

§ 5.1.4 If not, explain the relationship and financial responsibility of the organization whose financial statement is provided (e.g., parent-subsiary).

§ 5.2 Will the organization whose financial statement is attached act as guarantor of the contract for construction?

YES

§ 6. SIGNATURE

§ 6.1 Dated at this 9th day of May 2023

Name of Organization: Twin Supplies, Ltd

By: Christopher J Skokna

Title: President

§ 6.2

being duly sworn deposes and says that the information provided herein is true and sufficiently complete so as not to be misleading.


Subscribed and sworn before me this 9th day of May 2023

Notary Public:

My Commission Expires:

- FINANCIAL STATEMENT – Audited by:

**Robert E Lee, CPA
EMMET FINANCIAL SERVICES, INC
Professional Tax Accountants and Financial Consultants
13719 W. Laurel
Lake Forest, IL 60045**



Christopher J. Skokna, President

TWIN SUPPLIES, LTD.
Profit & Loss
January through December 2022

| | <u>Jan - Dec 22</u> |
|-------------------------|----------------------------|
| Ordinary Income/Expense | |
| Income | 13,233,838.95 |
| Cost of Goods Sold | <u>9,213,012.51</u> |
| Gross Profit | 4,020,826.44 |
| Expense | <u>2,933,858.65</u> |
| Net Ordinary Income | 1,086,967.79 |
| Other Income/Expense | |
| Other Income | <u>222,673.90</u> |
| Net Other Income | <u>222,673.90</u> |
| Net Income | <u><u>1,309,641.69</u></u> |

✓
5/9/2023

TWIN SUPPLIES, LTD.

Balance Sheet

As of December 31, 2022

| | <u>Dec 31, 22</u> |
|---------------------------------------|----------------------------|
| ASSETS | |
| Current Assets | |
| Checking/Savings | 230,371.04 |
| Accounts Receivable | 2,517,454.59 |
| Other Current Assets | 961,613.76 |
| Total Current Assets | <u>3,709,439.39</u> |
| Fixed Assets | 226,460.09 |
| TOTAL ASSETS | <u>3,935,899.48</u> |
| LIABILITIES & EQUITY | |
| Liabilities | |
| Current Liabilities | 780,652.29 |
| Long Term Liabilities | 156,295.64 |
| Total Liabilities | <u>936,947.93</u> |
| Equity | 2,998,951.55 |
| TOTAL LIABILITIES & EQUITY | <u>3,935,899.48</u> |

VCS
5/9/2023

Monthly Financial Report - April, 2023

The revenues for the month of April in all funds were \$2,703,467.23 which is 3.78% of the annual budgeted revenue. Total revenue year-to-date was \$57,177,909.23, which is 79.89% of the annual budget revenue. Annual budgeted revenues for the year is \$71,570,291.91.

The expenditures for the month of April in all funds were \$6,578,268.48, which is 8.91% of the annual budgeted expenses. Total expenses year-to-date was \$63,440,298.74, which is 85.94% of the annual budget expense. Annual budgeted expense for the year is \$73,819,043.64.

| | | | |
|-----------------------|-------|--------------------|----------------------------|
| Enrollment (May 31st) | 2,908 | South Campus | 300,000 sq. ft. / 67 acres |
| Administrators | 16 | Central Campus | 250,000 sq. ft. / 78 acres |
| Teachers Full-Time | 150 | Teachers Part-Time | 3 |
| Teachers LOA | 3 | Support Staff | 140 |

Table 1: Year-to-Date Revenue Expense Summary

| Year to Date Revenue Expenses vs. Budget | Revenue Budget | Year to Date Revenue | Expense Budget | Year to Date Expenses | Budget Deficit/Surplus | Current Deficit/Surplus |
|--|----------------------|----------------------|----------------------|-----------------------|------------------------|-------------------------|
| Education Fund * | 41,615,367.69 | 31,787,129.25 | 39,538,983.36 | 32,587,936.11 | 2,076,384.33 | (800,806.86) |
| Activity Fund | 772,980.00 | 864,756.71 | 682,750.00 | 782,113.74 | 90,230.00 | 82,642.97 |
| Operations & Maint Fund * | 5,577,398.84 | 3,681,418.15 | 4,790,762.17 | 3,676,226.80 | 786,636.67 | 5,191.35 |
| Debt Service Fund or Fund Group | 8,177,486.22 | 5,666,844.81 | 8,366,050.00 | 8,079,093.00 | (188,563.78) | (2,412,248.19) |
| Transportation Fund * | 3,324,942.35 | 2,774,866.78 | 3,410,809.48 | 2,394,349.31 | (85,867.13) | 380,517.47 |
| I.M.R.F./Soc. Sec. Fund | 1,201,376.79 | 858,311.25 | 1,031,036.63 | 779,743.05 | 170,340.16 | 78,568.20 |
| Capital Projects Fund or Fund Group | 7,698,268.00 | 9,225,167.22 | 6,580,268.00 | 7,000,993.35 | 1,118,000.00 | 2,224,173.87 |
| Working Cash Fund * | 971,223.91 | 815,652.04 | 7,000,000.00 | 7,000,000.00 | (6,028,776.09) | (6,184,347.96) |
| Tort Immunity and Judgment Fund | 1,358,524.20 | 897,518.53 | 1,418,384.00 | 1,139,843.38 | (59,859.80) | (242,324.85) |
| Fire Prevention & Safety Fund | 872,723.91 | 606,244.49 | 1,000,000.00 | 0.00 | (127,276.09) | 606,244.49 |
| Total All Funds | 71,570,291.91 | 57,177,909.23 | 73,819,043.64 | 63,440,298.74 | (2,248,751.73) | (6,262,389.51) |
| * Total Operating Funds | 51,488,932.79 | 39,059,066.22 | 54,740,555.01 | 45,658,512.22 | (3,251,622.22) | (6,599,446.00) |

Table 2: Month Revenue, Expense & Fund Balances

| Apr | * Education Fund | * Operations & Maint Fund | Debt Service Fund or Fund Group | * Transportation Fund | I.M.R.F./Soc. Sec. Fund | Capital Projects Fund or Fund Group | * Working Cash Fund | Tort Immunity and Judgment | Fire Prevention & Safety Fund | Activity Fund | Total All Funds | * Total Operating Funds |
|---------|------------------|---------------------------|---------------------------------|-----------------------|-------------------------|-------------------------------------|---------------------|----------------------------|-------------------------------|---------------|-----------------|-------------------------|
| Revenue | 1,816,999 | 105,740 | 16,521 | 378,301 | 38,502 | 104,359 | 37,058 | 18,885 | 11,102 | 175,999 | 2,703,467 | 2,338,099 |
| Expense | 3,436,283 | 295,519 | 1,712,575 | 200,249 | 78,037 | 580,907 | 0 | 144,465 | 0 | 130,234 | 6,578,268 | 3,932,052 |
| Net | (1,619,284) | (189,779) | (1,696,054) | 178,052 | (39,535) | (476,547) | 37,058 | (125,580) | 11,102 | 45,765 | (3,874,801) | (1,593,953) |

Table 3: Expenses by Object - Monthly

| Monthly Expenses by Object | Salaries | Employee Benefits | Purchased Services | Supplies And Materials | Capital Outlay | Other | Total |
|----------------------------|---------------|-------------------|--------------------|------------------------|----------------|---------------|---------------|
| July | 1,591,338.66 | 1,034,724.24 | 2,476,873.07 | 234,541.30 | 680,500.52 | 358,407.45 | 6,376,385.24 |
| August | 1,649,733.90 | 958,540.46 | 982,485.41 | 263,052.24 | 547,533.48 | 339,396.91 | 4,740,742.40 |
| September | 1,759,429.27 | 976,816.73 | -218,826.86 | 405,898.86 | 1,656,620.36 | 7,666,742.60 | 12,246,680.96 |
| October | 1,771,029.78 | 931,281.84 | 417,753.50 | 275,862.76 | 476,097.27 | 2,922,520.07 | 6,794,545.22 |
| November | 1,771,318.02 | 935,693.66 | 445,486.19 | 333,567.10 | 332,778.80 | 4,052,920.99 | 7,871,764.76 |
| December | 1,813,209.79 | 1,079,245.16 | 405,777.08 | 290,691.05 | 311,609.31 | 1,310,692.16 | 5,211,224.55 |
| January | 1,767,159.93 | 1,217,307.62 | 325,563.90 | 136,842.49 | 915,799.70 | 605,477.89 | 4,968,151.53 |
| February | 1,766,555.39 | 1,257,489.13 | 780,324.70 | 244,883.05 | 37,016.50 | 481,788.92 | 4,568,057.69 |
| March | 1,719,364.25 | 1,096,227.06 | 371,030.45 | 228,501.03 | 136,754.47 | 532,600.65 | 4,084,477.91 |
| April | 1,766,779.80 | 1,236,936.64 | 328,657.33 | 351,181.85 | 670,874.13 | 2,223,838.73 | 6,578,268.48 |
| May | 0.00 | 0.00 | 0.00 | 0.00 | 0.00 | 0.00 | 0.00 |
| June | 0.00 | 0.00 | 0.00 | 0.00 | 0.00 | 0.00 | 0.00 |
| YTD | 17,375,918.79 | 10,724,262.54 | 6,315,124.77 | 2,765,021.73 | 5,765,584.54 | 20,494,386.37 | 63,440,298.74 |

Chart 1: MTD, YTD, & Budget Expenses by Object

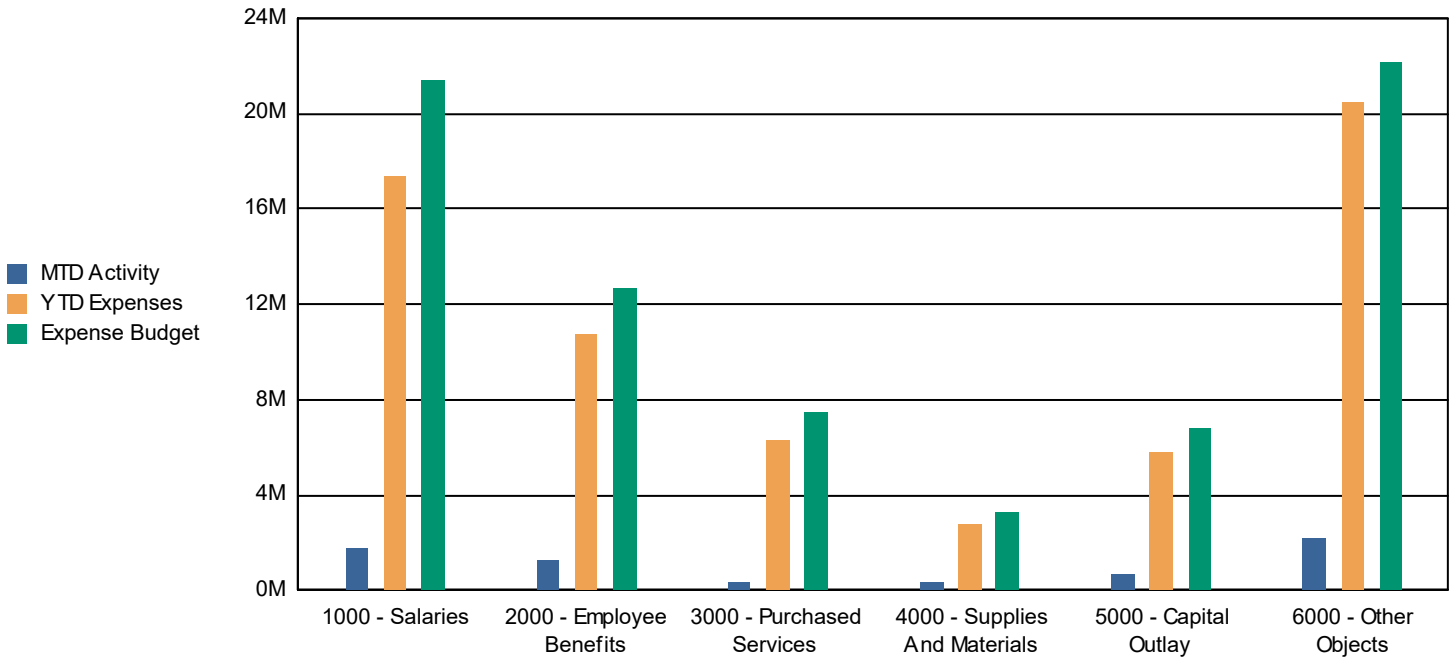
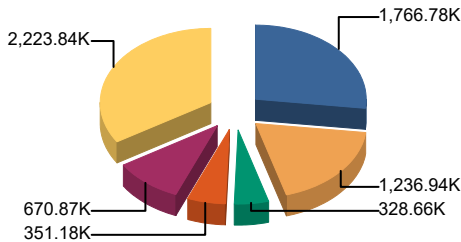


Table 4: Expenses by Object; Budget vs. Year to Date and Three Year History

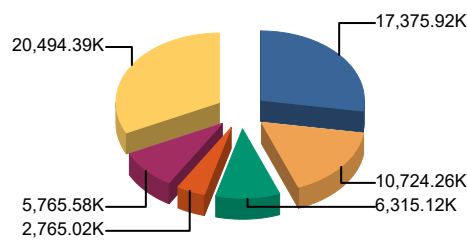
| Annual Revenue Summary by Object | Budget 2022-2023 | Actual Year to Date 2022-2023 | Percent of Budget Expended | Actual Year End | | |
|----------------------------------|----------------------|-------------------------------|----------------------------|----------------------|----------------------|----------------------|
| | | | | 2021-2022 | 2020-2021 | 2019-2020 |
| 0000 | 0.00 | 0.00 | 0.00% | 2,000,000.00 | 0.00 | 0.00 |
| Salaries | 21,400,520.48 | 17,375,918.79 | 81.19% | 19,915,521.64 | 18,915,448.18 | 18,874,811.76 |
| Employee Benefits | 12,714,357.08 | 10,724,262.54 | 84.35% | 11,484,313.56 | 9,821,573.72 | 6,238,178.98 |
| Purchased Services | 7,514,879.00 | 6,315,124.77 | 84.03% | 5,794,214.95 | 5,150,233.25 | 8,348,470.94 |
| Supplies And Materials | 3,291,162.15 | 2,765,021.73 | 84.01% | 2,977,283.97 | 1,948,916.62 | 2,269,978.81 |
| Capital Outlay | 6,787,148.00 | 5,765,584.54 | 84.95% | 2,946,524.65 | 6,922,233.77 | 4,463,647.42 |
| Other Objects | 21,763,476.93 | 20,189,030.61 | 92.77% | 23,387,040.51 | 13,496,025.63 | 14,609,684.68 |
| Non-Capitalized Equipment | 285,000.00 | 280,355.76 | 98.37% | 170,093.28 | 3,996.00 | 0.00 |
| Termination Benefits | 62,500.00 | 25,000.00 | 40.00% | 75,000.00 | 0.00 | 0.00 |
| Total | 73,819,043.64 | 63,440,298.74 | 85.94% | 68,749,992.56 | 56,258,427.17 | 54,804,772.59 |

Chart 2: Monthly Expense



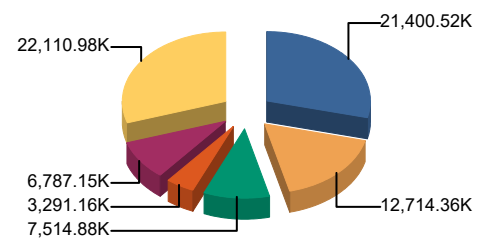
| | | |
|-------------------------------|------------------|---------------|
| 1000 - Salaries | 1,766.78K | 28.9% |
| 2000 - Employee Benefits | 1,236.94K | 18.8% |
| 3000 - Purchased Services | 328.66K | 5.0% |
| 4000 - Supplies And Materials | 351.18K | 5.3% |
| 5000 - Capital Outlay | 670.87K | 10.2% |
| 6000 - Other Objects | 2,223.84K | 33.8% |
| Total | 6,578.27K | 100.0% |

Chart 3: Year to Date Expense



| | | |
|-------------------------------|-------------------|---------------|
| 1000 - Salaries | 17,375.92K | 27.4% |
| 2000 - Employee Benefits | 10,724.26K | 16.9% |
| 3000 - Purchased Services | 6,315.12K | 10.0% |
| 4000 - Supplies And Materials | 2,765.02K | 4.4% |
| 5000 - Capital Outlay | 5,765.58K | 9.1% |
| 6000 - Other Objects | 20,494.39K | 32.3% |
| Total | 63,440.30K | 100.0% |

Chart 4: Budget



| | | |
|-------------------------------|-------------------|---------------|
| 1000 - Salaries | 21,400.52K | 29.0% |
| 2000 - Employee Benefits | 12,714.36K | 17.2% |
| 3000 - Purchased Services | 7,514.88K | 10.2% |
| 4000 - Supplies And Materials | 3,291.16K | 4.5% |
| 5000 - Capital Outlay | 6,787.15K | 9.2% |
| 6000 - Other Objects | 22,110.98K | 30.0% |
| Total | 73,819.04K | 100.0% |

Table 5: Expenses by Fund - Monthly

| Monthly Expenses by Fund | Education Fund | Operations & Maint Fund | Debt Service Fund or Fund Group | Transportation Fund | I.M.R.F./Soc. Sec. Fund | Capital Projects Fund or Fund | Working Cash Fund | Tort Immunity and Judgment | Fire Prevention & Safety Fund | Total |
|--------------------------|----------------|-------------------------|---------------------------------|---------------------|-------------------------|-------------------------------|-------------------|----------------------------|-------------------------------|---------------|
| July | 3,135,726.59 | 1,669,334.31 | 318.00 | 695,554.13 | 70,815.18 | 421,166.00 | 0.00 | 350,946.55 | 0.00 | 6,376,385.24 |
| August | 2,891,044.01 | (982,597.18) | 300.00 | (121,308.35) | 72,046.43 | 2,755,114.85 | 0.00 | 70,449.51 | 0.00 | 4,740,742.40 |
| September | 3,288,349.64 | 297,953.23 | 0.00 | 203,846.10 | 84,469.58 | 1,147,644.99 | 7,000,000.00 | 77,703.32 | 0.00 | 12,246,680.96 |
| October | 3,117,768.69 | 267,759.14 | 2,566,475.00 | 263,747.82 | 81,099.87 | 337,633.29 | 0.00 | 76,713.20 | 0.00 | 6,794,545.22 |
| November | 3,522,644.26 | 349,191.65 | 3,181,125.00 | 268,570.54 | 78,328.34 | 284,882.78 | 0.00 | 74,248.95 | 0.00 | 7,871,764.76 |
| December | 3,157,879.87 | 638,448.50 | 617,800.00 | 258,972.94 | 82,665.09 | 282,913.06 | 0.00 | 98,056.20 | 0.00 | 5,211,224.55 |
| January | 3,336,524.04 | 405,830.37 | 0.00 | 202,962.65 | 75,599.26 | 854,974.70 | 0.00 | 73,322.92 | 0.00 | 4,968,151.53 |
| February | 3,441,395.86 | 348,432.78 | 0.00 | 211,065.84 | 79,744.73 | 335,454.99 | 0.00 | 83,295.15 | 0.00 | 4,568,057.69 |
| March | 3,260,319.77 | 386,355.14 | 500.00 | 210,688.37 | 76,938.00 | 302.00 | 0.00 | 90,642.37 | 0.00 | 4,084,477.91 |
| April | 3,436,283.38 | 295,518.86 | 1,712,575.00 | 200,249.27 | 78,036.57 | 580,906.69 | 0.00 | 144,465.21 | 0.00 | 6,578,268.48 |
| May | 0.00 | 0.00 | 0.00 | 0.00 | 0.00 | 0.00 | 0.00 | 0.00 | 0.00 | 0.00 |
| June | 0.00 | 0.00 | 0.00 | 0.00 | 0.00 | 0.00 | 0.00 | 0.00 | 0.00 | 0.00 |
| YTD | 32,587,936.11 | 3,676,226.80 | 8,079,093.00 | 2,394,349.31 | 779,743.05 | 7,000,993.35 | 7,000,000.00 | 1,139,843.38 | 0.00 | 63,440,298.74 |

Chart 5: MTD, YTD, & Budget Expenses by Fund

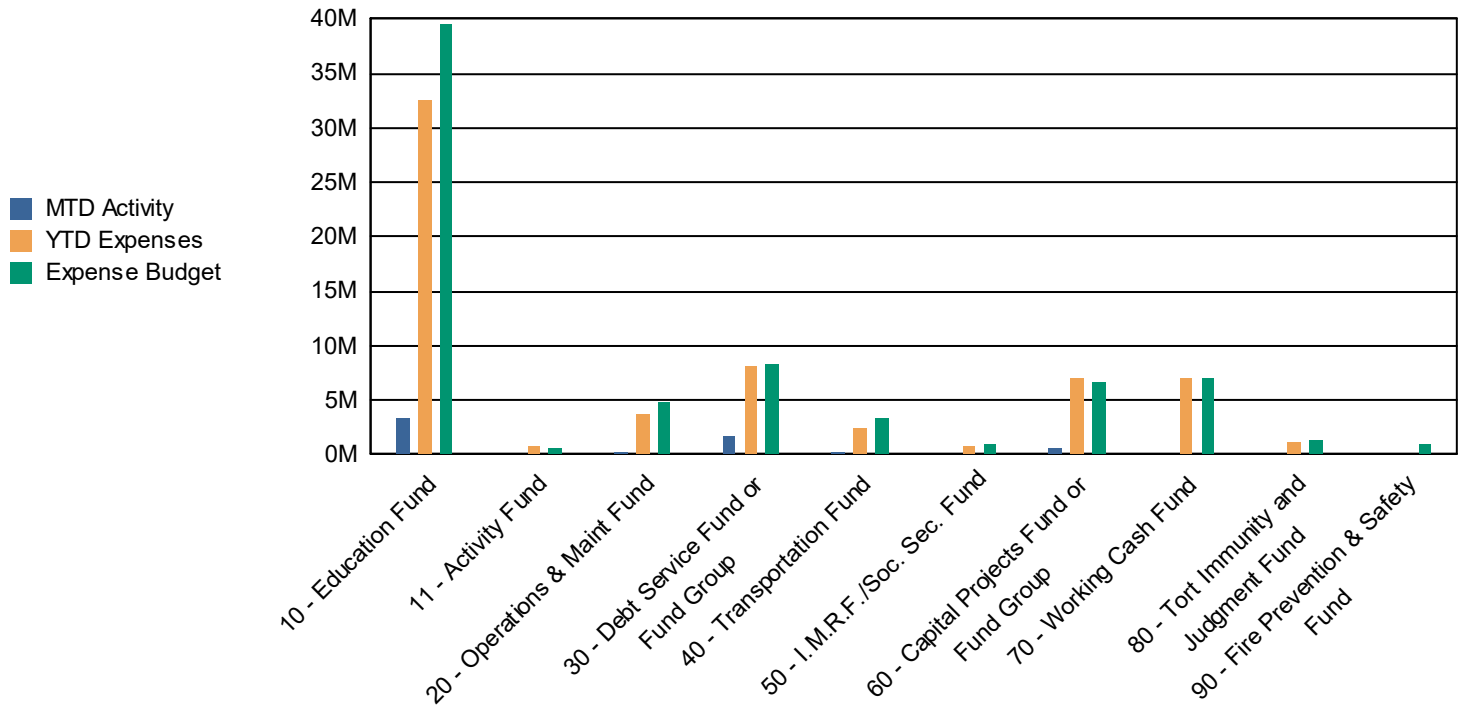
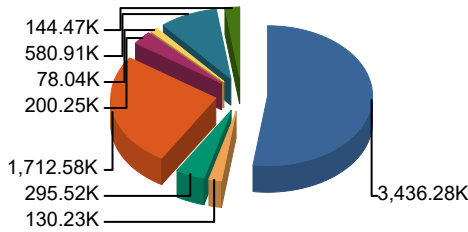


Table 6: Expenses by Fund; Budget vs. Year to Date and Three Year History

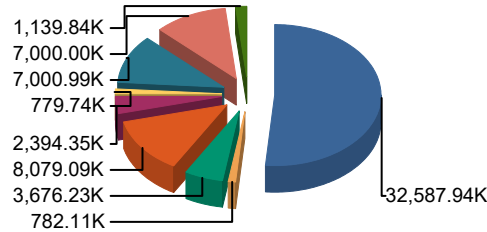
| Annual Expense Summary by Fund | Budget 2022-2023 | Actual Year to Date 2022-2023 | Percent of Budget Expended | Actual Year End | | |
|--|----------------------|-------------------------------|----------------------------|----------------------|----------------------|----------------------|
| | | | | 2021-2022 | 2020-2021 | 2019-2020 |
| 10 - Education Fund | 39,538,983.36 | 32,587,936.11 | 82.42% | 37,713,360.55 | 32,886,815.25 | 29,181,337.01 |
| 11 - Activity Fund | 682,750.00 | 782,113.74 | 114.55% | 881,125.62 | 184,421.16 | 0.00 |
| 20 - Operations & Maint Fund | 4,790,762.17 | 3,676,226.80 | 76.74% | 4,055,952.76 | 3,542,666.07 | 3,682,838.92 |
| 30 - Debt Service Fund or Fund Group | 8,366,050.00 | 8,079,093.00 | 96.57% | 18,201,125.50 | 7,972,859.50 | 9,913,299.57 |
| 40 - Transportation Fund | 3,410,809.48 | 2,394,349.31 | 70.20% | 3,002,316.40 | 1,934,833.53 | 2,546,595.92 |
| 50 - I.M.R.F./Soc. Sec. Fund | 1,031,036.63 | 779,743.05 | 75.63% | 915,929.23 | 851,733.32 | 880,921.71 |
| 60 - Capital Projects Fund or Fund Group | 6,580,268.00 | 7,000,993.35 | 106.39% | 2,684,069.74 | 1,349,597.93 | 3,568,363.25 |
| 70 - Working Cash Fund | 7,000,000.00 | 7,000,000.00 | 100.00% | 0.00 | 0.00 | 0.00 |
| 80 - Tort Immunity and Judgment Fund | 1,418,384.00 | 1,139,843.38 | 80.36% | 1,296,112.76 | 1,281,258.00 | 1,043,324.06 |
| 90 - Fire Prevention & Safety Fund | 1,000,000.00 | 0.00 | 0.00% | 0.00 | 6,254,242.41 | 3,988,092.15 |
| Total | 73,819,043.64 | 63,440,298.74 | 85.94% | 68,749,992.56 | 56,258,427.17 | 54,804,772.59 |

Chart 6: Monthly Expense



| | | |
|--|------------------|---------------|
| 10 - Education Fund | 3,436.28K | 52.2% |
| 11 - Activity Fund | 130.23K | 2.0% |
| 20 - Operations & Maint Fund | 295.52K | 4.5% |
| 30 - Debt Service Fund or Fund Group | 1,712.58K | 26.0% |
| 40 - Transportation Fund | 200.25K | 3.0% |
| 50 - I.M.R.F./Soc. Sec. Fund | 78.04K | 1.2% |
| 60 - Capital Projects Fund or Fund Group | 580.91K | 8.8% |
| 70 - Working Cash Fund | 0.00K | 0.0% |
| 80 - Tort Immunity and Judgment Fund | 144.47K | 2.2% |
| 90 - Fire Prevention & Safety Fund | 0.00K | 0.0% |
| Total: | 6,578.27K | 100.0% |

Chart 7: Year to Date Expense



| | | |
|--|-------------------|---------------|
| 10 - Education Fund | 32,587.94K | 51.4% |
| 11 - Activity Fund | 782.11K | 1.2% |
| 20 - Operations & Maint Fund | 3,676.23K | 5.8% |
| 30 - Debt Service Fund or Fund Group | 8,079.09K | 12.7% |
| 40 - Transportation Fund | 2,394.35K | 3.8% |
| 50 - I.M.R.F./Soc. Sec. Fund | 779.74K | 1.2% |
| 60 - Capital Projects Fund or Fund Group | 7,000.99K | 11.0% |
| 70 - Working Cash Fund | 7,000.00K | 11.0% |
| 80 - Tort Immunity and Judgment Fund | 1,139.84K | 1.8% |
| 90 - Fire Prevention & Safety Fund | 0.00K | 0.0% |
| Total: | 63,440.30K | 100.0% |

Chart 8: Budget



| | | |
|--|-------------------|---------------|
| 10 - Education Fund | 39,538.98K | 53.6% |
| 11 - Activity Fund | 682.75K | 0.9% |
| 20 - Operations & Maint Fund | 4,790.76K | 6.5% |
| 30 - Debt Service Fund or Fund Group | 8,366.05K | 11.3% |
| 40 - Transportation Fund | 3,410.81K | 4.6% |
| 50 - I.M.R.F./Soc. Sec. Fund | 1,031.04K | 1.4% |
| 60 - Capital Projects Fund or Fund Group | 6,580.27K | 8.9% |
| 70 - Working Cash Fund | 7,000.00K | 9.5% |
| 80 - Tort Immunity and Judgment Fund | 1,418.38K | 1.9% |
| 90 - Fire Prevention & Safety Fund | 1,000.00K | 1.4% |
| Total: | 73,819.04K | 100.0% |

Table 7: Revenues by Source - Monthly

| Monthly Revenue by Source | Local Revenue Levy, CPPRT, Fees Etc. | Flow Through Funds | State Revenue GSA, Categoricals, Grants, Etc. | Federal Revenue IDEA, Grants, Lunch Program, Etc. | Working Cash Transfer/other | Total |
|---------------------------|--------------------------------------|--------------------|---|---|-----------------------------|---------------|
| July | 3,378,934.28 | 0.00 | 491,522.98 | 25,982.00 | 0.00 | 3,896,439.26 |
| August | 8,509,400.30 | 0.00 | 600,376.00 | 1,133.97 | 0.00 | 9,110,910.27 |
| September | 12,651,353.33 | 0.00 | 620,463.87 | 0.00 | 7,000,000.00 | 20,271,817.20 |
| October | 5,816,944.13 | 0.00 | 1,116,797.65 | 420,679.72 | 0.00 | 7,354,421.50 |
| November | 1,505,663.86 | 0.00 | 600,376.00 | 0.00 | 0.00 | 2,106,039.86 |
| December | 1,052,703.23 | 0.00 | 619,111.39 | 163,097.00 | 0.00 | 1,834,911.62 |
| January | 1,274,015.01 | 2,914,158.37 | 1,155,461.89 | 74,188.00 | 0.00 | 5,417,823.27 |
| February | 1,384,094.42 | 0.00 | 650,412.80 | 0.00 | 0.00 | 2,034,507.22 |
| March | 1,797,522.06 | 0.00 | 639,189.73 | 10,860.01 | 0.00 | 2,447,571.80 |
| April | 1,360,017.10 | 0.00 | 1,149,125.09 | 194,325.04 | 0.00 | 2,703,467.23 |
| May | 0.00 | 0.00 | 0.00 | 0.00 | 0.00 | 0.00 |
| June | 0.00 | 0.00 | 0.00 | 0.00 | 0.00 | 0.00 |
| YTD | 38,730,647.72 | 2,914,158.37 | 7,642,837.40 | 890,265.74 | 7,000,000.00 | 57,177,909.23 |

Table 8: Revenue by Fund - Monthly

| Monthly Revenue by Fund | Education Fund | Operations & Maint Fund | Debt Service Fund or Fund Group | Transportation Fund | I.M.R.F./Soc. Sec. Fund | Capital Projects Fund or Fund | Working Cash Fund | Tort Immunity and | Fire Prevention & Safety Fund | Total |
|-------------------------|----------------|-------------------------|---------------------------------|---------------------|-------------------------|-------------------------------|-------------------|-------------------|-------------------------------|---------------|
| July | 2,306,127.13 | 339,369.53 | 446,338.40 | 387,601.34 | 93,739.50 | 7,959.65 | 61,145.85 | 71,247.33 | 46,169.70 | 3,896,439.26 |
| August | 5,334,721.25 | 751,665.90 | 1,447,501.77 | 357,554.24 | 159,273.63 | 489,263.30 | 165,390.54 | 203,708.61 | 143,524.25 | 9,110,910.27 |
| September | 7,649,266.49 | 1,285,826.99 | 2,460,384.95 | 616,812.93 | 272,227.37 | 7,009,946.26 | 271,646.65 | 353,850.71 | 251,743.91 | 20,271,817.20 |
| October | 4,661,215.06 | 637,901.62 | 1,022,585.08 | 461,696.44 | 166,749.07 | 13,023.64 | 112,752.53 | 143,882.32 | 99,342.47 | 7,354,421.50 |
| November | 1,518,246.03 | 99,754.09 | 150,272.93 | 46,819.98 | 19,487.58 | 109,070.71 | 32,645.75 | 29,832.55 | 15,470.27 | 2,106,039.86 |
| December | 1,456,715.09 | 98,802.59 | 43,679.14 | 22,135.80 | 26,754.42 | 31,630.59 | 22,870.98 | 14,602.41 | 4,154.97 | 1,834,911.62 |
| January | 3,769,643.67 | 146,540.18 | 35,510.05 | 424,590.86 | 49,337.85 | 900,210.83 | 23,538.33 | 15,280.33 | 3,054.49 | 5,417,823.27 |
| February | 1,255,781.10 | 121,559.75 | 16,145.56 | 32,550.66 | 5,000.46 | 515,017.55 | 36,000.08 | 19,643.36 | 11,139.92 | 2,034,507.22 |
| March | 2,018,414.24 | 94,257.32 | 27,905.51 | 46,803.55 | 27,239.38 | 44,685.38 | 52,602.85 | 26,586.01 | 20,542.41 | 2,447,571.80 |
| April | 1,816,999.19 | 105,740.18 | 16,521.42 | 378,300.98 | 38,501.99 | 104,359.31 | 37,058.48 | 18,884.90 | 11,102.10 | 2,703,467.23 |
| May | 0.00 | 0.00 | 0.00 | 0.00 | 0.00 | 0.00 | 0.00 | 0.00 | 0.00 | 0.00 |
| June | 0.00 | 0.00 | 0.00 | 0.00 | 0.00 | 0.00 | 0.00 | 0.00 | 0.00 | 0.00 |
| YTD | 31,787,129.25 | 3,681,418.15 | 5,666,844.81 | 2,774,866.78 | 858,311.25 | 9,225,167.22 | 815,652.04 | 897,518.53 | 606,244.49 | 57,177,909.23 |

Table 9: Revenue by Fund; Budget vs. Year to Date and Three Year History

| Annual Revenue Summary by Fund | Budget 2022-2023 | Actual Year to Date 2022-2023 | Percent of Budget Expended | Actual Year End | | |
|--|----------------------|-------------------------------|----------------------------|----------------------|----------------------|----------------------|
| | | | | 2021-2022 | 2020-2021 | 2019-2020 |
| 10 - Education Fund | 41,615,367.69 | 31,787,129.25 | 76.38% | 39,846,707.08 | 33,859,587.81 | 29,428,651.33 |
| 11 - Activity Fund | 772,980.00 | 864,756.71 | 111.87% | 1,049,294.44 | 184,951.36 | 0.00 |
| 20 - Operations & Maint Fund | 5,577,398.84 | 3,681,418.15 | 66.01% | 5,117,365.59 | 4,260,424.45 | 4,082,991.73 |
| 30 - Debt Service Fund or Fund Group | 8,177,486.22 | 5,666,844.81 | 69.30% | 18,477,911.23 | 8,206,006.73 | 8,669,972.93 |
| 40 - Transportation Fund | 3,324,942.35 | 2,774,866.78 | 83.46% | 3,278,463.81 | 3,017,426.77 | 2,967,996.39 |
| 50 - I.M.R.F./Soc. Sec. Fund | 1,201,376.79 | 858,311.25 | 71.44% | 1,200,788.78 | 1,010,197.30 | 1,066,904.00 |
| 60 - Capital Projects Fund or Fund Group | 7,698,268.00 | 9,225,167.22 | 119.83% | 2,539,135.13 | 277,881.20 | 185,282.36 |
| 70 - Working Cash Fund | 971,223.91 | 815,652.04 | 83.98% | 876,183.58 | 793,663.47 | 1,040,442.96 |
| 80 - Tort Immunity and Judgment Fund | 1,358,524.20 | 897,518.53 | 66.07% | 1,322,196.06 | 1,287,598.09 | 1,242,599.63 |
| 90 - Fire Prevention & Safety Fund | 872,723.91 | 606,244.49 | 69.47% | 855,624.33 | 747,985.94 | 797,257.24 |
| Total | 71,570,291.91 | 57,177,909.23 | 79.89% | 74,563,670.03 | 53,645,723.12 | 49,482,098.57 |

Table 10: Monthly Cash Report

| Month: April 2023 Monthly Cash & Investment Report | | | | | | | | | | | | |
|---|-------------------|------------------|------------------|------------------|------------------|------------------|-------------------|------------------|------------------|-------------------|----------------|-------------------|
| | Education | Oper/Maint | Debt Service | Trans portation | IMFR/Soc Sec | Capital | Working Cash | Tort | Life & Safety | Total | Activities | Total All Funds |
| Checking | 676,839 | 58,877 | 8,218 | 284,092 | 73,817 | 118,263 | 82,380 | 66,398 | 25,595 | 1,394,480 | 566,542 | 1,961,022 |
| Food Service | 609,739 | - | - | - | - | - | - | - | - | 609,739 | - | 609,739 |
| Imprest | 18,340 | 467 | - | 4,601 | - | - | - | - | - | 23,408 | - | 23,408 |
| Insurance | 937,274 | 376,808 | - | 58,317 | - | - | - | (19,528) | - | 1,352,871 | - | 1,352,871 |
| PMA Cash Account | 5,400,797 | 569,504 | 875,353 | 376,386 | 102,911 | 7,131,228 | 1,024,920 | 28,649 | 158,838 | 15,668,585 | - | 15,668,585 |
| IPTIP | 3,722,905 | 1,938,884 | - | - | 890,533 | - | 204,144 | - | - | 6,756,465 | - | 6,756,465 |
| Total Cash Accounts | 11,365,893 | 2,944,540 | 883,571 | 723,397 | 1,067,260 | 7,249,492 | 1,311,443 | 75,520 | 184,433 | 25,805,549 | 566,542 | 26,372,091 |
| Total Investments | 1,720,140 | 2,976,019 | 1,804,606 | 4,440,906 | 147,012 | 1,573,773 | 8,845,104 | 2,188,509 | 3,037,139 | 26,733,208 | 307,763 | 27,040,971 |
| Total Cash & Investments | 13,086,033 | 5,920,559 | 2,688,176 | 5,164,304 | 1,214,273 | 8,823,265 | 10,156,547 | 2,264,029 | 3,221,573 | 52,538,757 | 874,305 | 53,413,062 |

Table 11: Historical Fund Balance (all funds)

| Total Fund Balance | Jul | Aug | Sep | Oct | Nov | Dec | Jan | Feb | Mar | Apr | May | Jun |
|--------------------|------------|------------|------------|------------|------------|------------|------------|------------|------------|------------|------------|------------|
| FY 2022-2023 | 27,827,073 | 26,762,073 | 23,933,358 | 19,675,352 | 21,160,409 | 18,250,601 | 19,533,092 | 20,785,444 | 24,772,737 | 21,498,377 | - | - |
| FY 2021-2022 | 28,067,906 | 29,476,022 | 29,000,063 | 29,570,514 | 28,925,027 | 28,746,637 | 28,720,388 | 28,545,326 | 29,232,565 | 28,858,744 | 29,956,591 | 27,567,533 |
| FY 2020-2021 | 29,687,223 | 30,277,539 | 28,525,832 | 29,849,890 | 27,948,811 | 27,317,695 | 29,240,299 | 29,372,543 | 29,298,521 | 29,025,276 | 28,133,319 | 28,022,580 |

Chart 11: Historical Fund Balance (all funds)

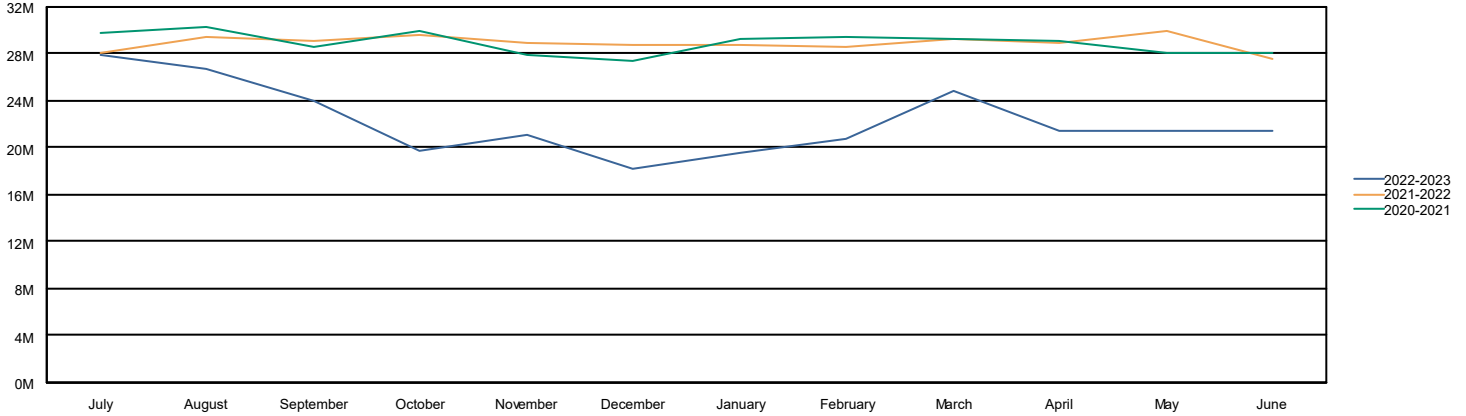


Table 12: Education Fund Fund Balance

| Education Fund Balance | Jul | Aug | Sep | Oct | Nov | Dec | Jan | Feb | Mar | Apr | May | Jun |
|------------------------|-----------|-----------|-----------|-----------|-----------|-----------|-----------|-----------|-----------|-----------|-----------|-----------|
| FY 2022-2023 | 5,635,840 | 5,244,887 | 5,391,102 | 6,334,287 | 7,654,636 | 6,375,804 | 7,093,036 | 8,312,846 | 9,039,526 | 8,169,748 | - | - |
| FY 2021-2022 | 4,270,179 | 5,563,749 | 5,245,803 | 5,828,055 | 5,400,242 | 5,150,684 | 5,022,330 | 4,714,035 | 5,285,258 | 5,341,802 | 6,244,280 | 5,076,145 |
| FY 2020-2021 | 3,191,157 | 3,561,282 | 2,818,406 | 3,424,145 | 2,044,145 | 1,343,869 | 2,630,226 | 2,276,910 | 5,289,525 | 4,458,229 | 3,952,030 | 4,298,698 |

Chart 12: Education Fund Fund Balance

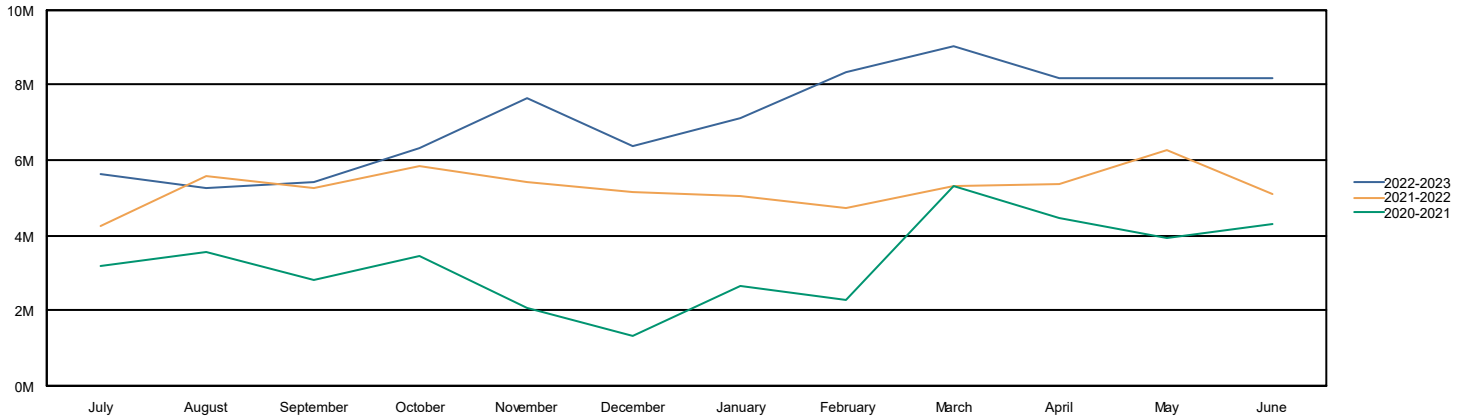


Table 13: Operations & Maint Fund Fund Balance

| Operations & Maint Fund Balance | Jul | Aug | Sep | Oct | Nov | Dec | Jan | Feb | Mar | Apr | May | Jun |
|---------------------------------|-----------|-----------|-----------|-----------|-----------|-----------|-----------|-----------|-----------|-----------|-----------|-----------|
| FY 2022-2023 | 2,898,312 | 4,866,003 | 2,683,023 | 2,792,122 | 2,819,707 | 2,810,232 | 3,036,695 | 3,096,107 | 3,775,910 | 3,575,814 | - | - |
| FY 2021-2022 | 2,104,651 | 2,151,868 | 2,117,876 | 2,130,044 | 2,145,070 | 2,507,661 | 2,576,905 | 2,276,662 | 2,311,905 | 2,357,862 | 2,538,831 | 2,823,302 |
| FY 2020-2021 | 1,567,657 | 1,432,495 | 1,409,469 | 1,503,287 | 1,350,682 | 1,420,104 | 1,586,653 | 1,542,380 | 1,964,265 | 2,017,665 | 2,107,279 | 2,118,163 |

Chart 13: Operations & Maint Fund Fund Balance

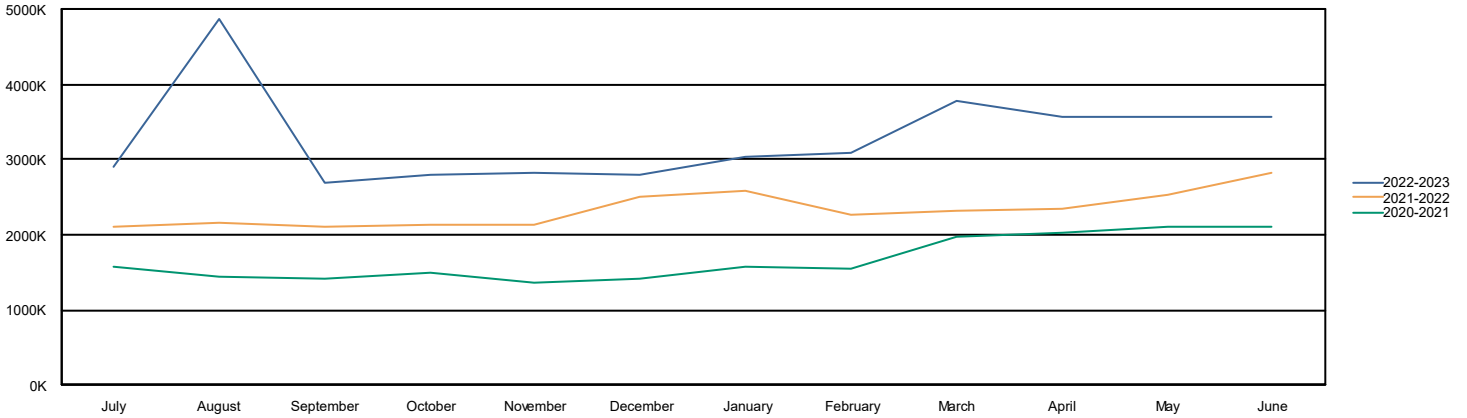


Table 14: Transportation Fund Fund Balance

| Transportation Fund Balance | Jul | Aug | Sep | Oct | Nov | Dec | Jan | Feb | Mar | Apr | May | Jun |
|-----------------------------|-----------|-----------|-----------|-----------|-----------|-----------|-----------|-----------|-----------|-----------|-----------|-----------|
| FY 2022-2023 | 757,700 | 891,562 | 700,304 | 750,153 | 758,303 | 721,153 | 1,035,945 | 839,583 | 770,127 | 1,032,490 | - | - |
| FY 2021-2022 | 1,745,757 | 1,764,431 | 1,697,281 | 1,681,906 | 1,543,160 | 1,359,470 | 1,447,136 | 791,437 | 798,079 | 832,597 | 724,809 | 740,883 |
| FY 2020-2021 | 1,066,276 | 1,246,052 | 1,164,721 | 1,455,987 | 1,314,967 | 1,304,762 | 1,637,076 | 1,616,797 | 1,850,323 | 2,180,074 | 1,950,384 | 1,543,878 |

Chart 14: Transportation Fund Fund Balance

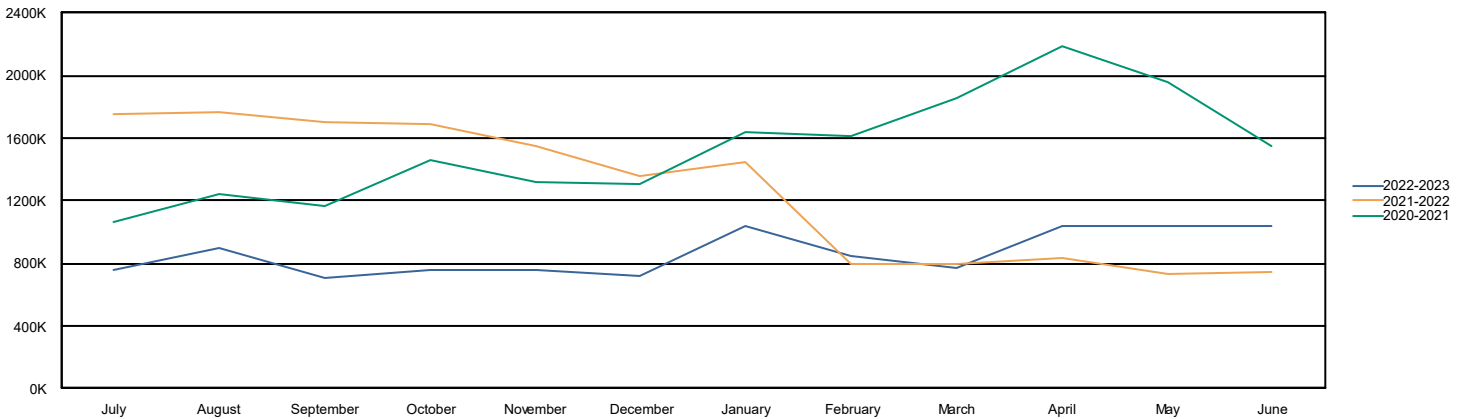
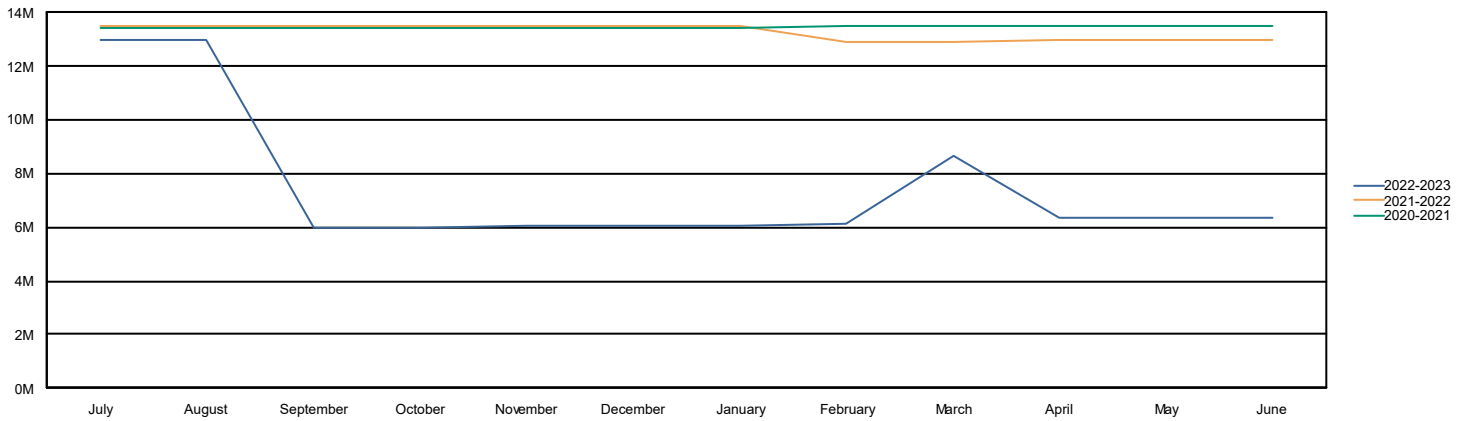


Table 15: Working Cash Fund Fund Balance

| Working Cash Fund Balance | Jul | Aug | Sep | Oct | Nov | Dec | Jan | Feb | Mar | Apr | May | Jun |
|---------------------------|------------|------------|------------|------------|------------|------------|------------|------------|------------|------------|------------|------------|
| FY 2022-2023 | 12,955,843 | 12,977,919 | 5,997,657 | 6,011,204 | 6,029,260 | 6,048,168 | 6,068,863 | 6,088,777 | 8,657,497 | 6,338,741 | - | - |
| FY 2021-2022 | 13,477,788 | 13,479,099 | 13,470,165 | 13,470,380 | 13,470,588 | 13,470,804 | 13,471,019 | 12,921,213 | 12,921,977 | 12,924,275 | 12,930,289 | 12,940,727 |
| FY 2020-2021 | 13,382,070 | 13,394,232 | 13,404,878 | 13,430,194 | 13,430,803 | 13,432,549 | 13,438,384 | 13,478,330 | 13,447,681 | 13,457,070 | 13,468,902 | 13,469,113 |

Chart 15: Working Cash Fund Fund Balance



Payroll Summaries

Payroll Run Description: Payroll 4/14/23; Payroll 4/28/2023

COUNTY OF GRUNDY SCHOOL DIST 111

| Payroll Run | Pay Gross | Fed Gross | Fed Tax | State Gross | State Tax | SS Gross | SS Tax | Med Gross | Med Tax |
|-----------------------------|---------------------|---------------------|-------------------|---------------------|------------------|-------------------|------------------|---------------------|------------------|
| 4/14/23 - Payroll 4/14/23 | 918,092.90 | 856,572.91 | 86,532.18 | 856,572.91 | 41,263.13 | 197,465.67 | 12,242.90 | 879,268.41 | 12,749.42 |
| 4/28/23 - Payroll 4/28/2023 | 845,268.80 | 784,056.87 | 78,709.59 | 784,056.87 | 37,726.37 | 168,609.70 | 10,453.80 | 812,299.38 | 11,778.29 |
| Totals: | 1,763,361.70 | 1,640,629.78 | 165,241.77 | 1,640,629.78 | 78,989.50 | 366,075.37 | 22,696.70 | 1,691,567.79 | 24,527.71 |

IMPREST

4/30/2023

| | EDUCATION | BUILDING | BOND & INT | TRANSPORTATION | SS/IMRF | TORT | TOTAL |
|---------------------------|-----------|----------|------------|--------------------|----------|---------|----------|
| BEG BALANCE | 12479.05 | 466.72 | 0.00 | 4601.38 | 0.00 | 0.00 | 17547.15 |
| Transfer | 10000.00 | | | 0.00 | | | 10000.00 |
| Cash Advance - Returns | 0.00 | 0.00 | | 0.00 | 0.00 | | 0.00 |
| DEPOSITS | 0.00 | | | | | | 0.00 |
| | | | | | | | 0.00 |
| | | | | | | | 0.00 |
| TOTAL RECEIPTS | 10000.00 | 0.00 | 0.00 | 0.00 | 0.00 | 0.00 | 10000.00 |
| DISBURSEMENTS | 0.00 | | | 0.00 | | | |
| 26499 | 3113 | 0.00 | | 0.00 | | | 0.00 |
| 26500 | 336 | | | 0.00 | | | |
| 26501 | 140.00 | | | | | | |
| 26502 | 210.00 | | | 0.00 | | | |
| 26503 | 50.00 | | | | | | |
| Cash Advance - Math | 40.00 | | | 0.00 | | | |
| Cash Advance - Journalism | 130.00 | | | 0.00 | | | |
| Cash Advance - E-sports | 120.00 | | | | | | |
| | 0.00 | | | | | | |
| | 0.00 | | | | | | |
| | 0.00 | | | | | | |
| | 0.00 | | | | | | |
| | 0.00 | | | | | | |
| TOTAL DISBURSEMENTS | 4139.00 | 0.00 | 0.00 | 0.00 | 0.00 | 0.00 | 4139.00 |
| ENDING BALANCE | 18340.05 | 466.72 | 0.00 | 4601.38 | 0.00 | 0.00 | 23408.15 |
| BANK BALANCE | 27572.53 | | | LEDGER BALANCE | 23408.15 | | |
| OUTSTANDING CHECKS | 3031.10 | | | OUTSTANDING CHECKS | 3031.10 | | |
| DIFFERENCE | 1133.28 | | | VOID | | | |
| REGISTER BALANCE | 23408.15 | BALANCE | | DIFFERENCE | 1133.28 | | |
| | | | | BANK BALANCE | 27572.53 | BALANCE | |
| | | | | | | | |
| | | | | | 0.00 | | |

Balance Sheet Detail by Fund

| April | | 2022-2023 | | COUNTY OF GRUNDY SCHOOL DIST 111 | | |
|-------------------------------------|------------------------------|--------------------------------|-----------------------|----------------------------------|---------------------|-----------------------|
| Fund | Account | Account Description | Beginning Balance | Debit | Credit | Ending Balance |
| 11 - Activity Fund | | | | | | |
| A - Asset | | | | | | |
| | 11 A 1260 0000 00 000 000000 | CASH-ACTIVITIES | \$532,051.10 | \$166,232.84 | \$131,741.49 | \$566,542.45 |
| | 11 A 1261 0000 00 000 000000 | COADY SCHOLARSHIP | \$306,549.06 | \$1,213.53 | \$0.00 | \$307,762.59 |
| | 11 A 1262 0000 00 000 000000 | CASH - ATHLETIC BOOSTERS | \$102,392.10 | \$0.00 | \$0.00 | \$102,392.10 |
| | 11 A 1263 0000 00 000 000000 | CASH - BAND BOOSTERS | \$44,519.77 | \$0.00 | \$0.00 | \$44,519.77 |
| | 11 A 1264 0000 00 000 000000 | CASH - CHOIR BOOSTERS | \$62,278.39 | \$14,375.85 | \$4,257.57 | \$72,396.67 |
| Totals for: 11 A - Asset | | | \$1,047,790.42 | \$181,822.22 | \$135,999.06 | \$1,093,613.58 |
| L - Liability | | | | | | |
| | 11 L 4310 0000 00 000 000000 | AP Liability | \$0.00 | \$132,105.03 | \$132,163.01 | (\$57.98) 65 |
| Totals for: 11 L - Liability | | | \$0.00 | \$132,105.03 | \$132,163.01 | (\$57.98) |
| Q - Equity | | | | | | |
| | 11 Q 7130 0000 00 000 000000 | | (\$61,555.79) | \$24,288.40 | \$16,180.11 | (\$53,447.50) |
| | 11 Q 7131 0000 00 000 000000 | | \$61,554.79 | \$16,180.11 | \$24,288.40 | \$53,446.50 |
| | 11 Q 7150 0000 01 000 900000 | COADY SCHOLARSHIP | (\$306,549.06) | \$0.00 | \$1,213.53 | (\$307,762.59) |
| | 11 Q 7150 0000 30 300 910001 | SPORTS - ATHLETIC HALL OF FAME | (\$5,460.86) | \$0.00 | \$0.00 | (\$5,460.86) |
| | 11 Q 7150 0000 30 300 910002 | SPORTS - ATHLETIC POP | (\$4,606.70) | \$0.00 | \$94.57 | (\$4,701.27) |
| | 11 Q 7150 0000 30 300 910003 | SPORTS - ATHLETIC TRAINING | (\$476.26) | \$0.00 | \$0.00 | (\$476.26) |
| | 11 Q 7150 0000 30 300 910004 | SPORTS - BASEBALL | (\$30,935.66) | \$879.57 | \$0.00 | (\$30,056.09) |
| | 11 Q 7150 0000 30 300 910005 | SPORTS - BOYS BASKETBALL | (\$15,076.81) | \$2,288.49 | \$0.00 | (\$12,788.32) |
| | 11 Q 7150 0000 30 300 910006 | SPORTS - BOYS BOWLING | (\$4,920.05) | \$0.00 | \$0.00 | (\$4,920.05) |

Balance Sheet Detail by Fund

| April | | 2022-2023 | | COUNTY OF GRUNDY SCHOOL DIST 111 | | | |
|--------------------|------------------------------|-----------------------------|-------------------|----------------------------------|------------|---------------------|--|
| Fund | Account | Account Description | Beginning Balance | Debit | Credit | Ending Balance | |
| 11 - Activity Fund | | | | | | | |
| Q - Equity | | | | | | | |
| | 11 Q 7150 0000 30 300 910007 | SPORTS - BOYS GOLF | (\$2,686.18) | \$0.00 | \$0.00 | (\$2,686.18) | |
| | 11 Q 7150 0000 30 300 910008 | SPORTS - BOYS SOCCER | (\$12,318.61) | \$3,359.99 | \$0.00 | (\$8,958.62) | |
| | 11 Q 7150 0000 30 300 910009 | SPORTS - BOYS TENNIS | (\$7,214.91) | \$3,106.98 | \$0.00 | (\$4,107.93) | |
| | 11 Q 7150 0000 30 300 910010 | SPORTS - BOYS TRACK | (\$14,780.91) | \$7,723.69 | \$1,348.54 | (\$8,405.76) | |
| | 11 Q 7150 0000 30 300 910011 | SPORTS - BOYS VOLLEYBALL | (\$2,915.52) | \$75.00 | \$0.00 | (\$2,840.52) | |
| | 11 Q 7150 0000 30 300 910012 | SPORTS - CHEERLEADERS | (\$7,613.32) | \$4,476.50 | \$0.00 | (\$3,136.82) | |
| | 11 Q 7150 0000 30 300 910013 | SPORTS - CROSS COUNTY CO ED | (\$5,096.71) | \$0.00 | \$0.00 | (\$5,096.71) | |
| | 11 Q 7150 0000 30 300 910014 | SPORTS - FOOTBALL | (\$48,586.87) | \$7,620.89 | \$1,285.00 | (\$42,250.98) 66 | |
| | 11 Q 7150 0000 30 300 910015 | SPORTS - FOOTBALL JERSEYS | (\$2,741.97) | \$0.00 | \$0.00 | (\$2,741.97) | |
| | 11 Q 7150 0000 30 300 910016 | SPORTS - GIRLS BASKETBALL | (\$9,897.49) | \$0.00 | \$0.00 | (\$9,897.49) | |
| | 11 Q 7150 0000 30 300 910017 | SPORTS - GIRLS BOWLING | (\$5,447.39) | \$0.00 | \$0.00 | (\$5,447.39) | |
| | 11 Q 7150 0000 30 300 910018 | SPORTS - GIRLS GOLF | (\$1,954.85) | \$0.00 | \$0.00 | (\$1,954.85) | |
| | 11 Q 7150 0000 30 300 910019 | SPORTS - GIRLS SOCCER | (\$1,472.21) | \$1,051.45 | \$80.00 | (\$500.76) | |
| | 11 Q 7150 0000 30 300 910020 | SPORTS - GIRLS TENNIS | (\$6,109.16) | \$0.00 | \$0.00 | (\$6,109.16) | |
| | 11 Q 7150 0000 30 300 910021 | SPORTS - GIRLS TRACK | \$1,206.23 | \$1,051.12 | \$2,875.00 | (\$617.65) | |
| | 11 Q 7150 0000 30 300 910022 | SPORTS - GIRLS VOLLEYBALL | (\$14,075.99) | \$727.53 | \$120.00 | (\$13,468.46) | |
| | 11 Q 7150 0000 30 300 910023 | SPORTS - LACROSSE | (\$4,047.12) | \$0.00 | \$0.00 | (\$4,047.12) | |
| | 11 Q 7150 0000 30 300 910024 | SPORTS - OUTDOOR ED TRIP | (\$7,646.70) | \$0.00 | \$0.00 | (\$7,646.70) | |
| | 11 Q 7150 0000 30 300 910025 | SPORTS - POMS | (\$7,378.98) | \$2,446.30 | \$0.00 | (\$4,932.68) | |

Balance Sheet Detail by Fund

| April | | 2022-2023 | | COUNTY OF GRUNDY SCHOOL DIST 111 | | | |
|--------------------|------------------------------|---------------------------------|-------------------|----------------------------------|------------|----------------|--|
| Fund | Account | Account Description | Beginning Balance | Debit | Credit | Ending Balance | |
| 11 - Activity Fund | | | | | | | |
| Q - Equity | | | | | | | |
| | 11 Q 7150 0000 30 300 910026 | SPORTS - SOFTBALL | (\$16,144.32) | \$92.97 | \$0.00 | (\$16,051.35) | |
| | 11 Q 7150 0000 30 300 910027 | SPORTS - SWIMMING B&G | (\$1,120.34) | \$0.00 | \$0.00 | (\$1,120.34) | |
| | 11 Q 7150 0000 30 300 910028 | SPORTS - WRESTLING BOYS | (\$16,128.03) | \$632.77 | \$0.00 | (\$15,495.26) | |
| | 11 Q 7150 0000 30 300 910031 | SUMMER CAMPS - BOYS BASKETBALL | (\$325.00) | \$0.00 | \$850.00 | (\$1,175.00) | |
| | 11 Q 7150 0000 30 300 910032 | SUMMER CAMPS - COED POLE VAULT | \$0.00 | \$0.00 | \$240.00 | (\$240.00) | |
| | 11 Q 7150 0000 30 300 910034 | SUMMER CAMPS - CROSS COUNTRY | (\$310.00) | \$0.00 | \$465.00 | (\$775.00) | |
| | 11 Q 7150 0000 30 300 910035 | SUMMER CAMPS - FOOTBALL | (\$3,820.00) | \$1,080.00 | \$6,710.00 | (\$9,450.00) | |
| | 11 Q 7150 0000 30 300 910036 | SUMMER CAMPS - GIRLS BASKETBALL | (\$250.00) | \$0.00 | \$950.00 | (\$1,200.00) | |
| | 11 Q 7150 0000 30 300 910037 | SUMMER CAMPS - GIRLS VOLLEYBALL | (\$445.00) | \$0.00 | \$2,300.00 | (\$2,745.00) | |
| | 11 Q 7150 0000 30 300 910038 | SUMMER CAMPS - POMS | \$0.00 | \$0.00 | \$50.00 | (\$50.00) | |
| | 11 Q 7150 0000 30 300 910039 | SUMMER CAMPS - SOCCER | (\$640.00) | \$0.00 | \$850.00 | (\$1,490.00) | |
| | 11 Q 7150 0000 30 300 910040 | SUMMER CAMPS - CONDITIONING | (\$65.00) | \$0.00 | \$130.00 | (\$195.00) | |
| | 11 Q 7150 0000 30 300 910041 | SUMMER CAMPS - TENNIS CO-ED | (\$450.00) | \$0.00 | \$1,125.00 | (\$1,575.00) | |
| | 11 Q 7150 0000 30 300 910044 | SPORTS - GIRLS WRESTLING | (\$875.99) | \$0.00 | \$0.00 | (\$875.99) | |
| | 11 Q 7150 0000 30 300 910045 | SUMMER CAMPS - SOFTBALL | (\$65.00) | \$0.00 | \$390.00 | (\$455.00) | |
| | 11 Q 7150 0000 30 300 910046 | SUMMER CAMPS - BOYS VOLLEYBALL | \$0.00 | \$0.00 | \$120.00 | (\$120.00) | |
| | 11 Q 7150 0000 30 300 920000 | ATHLETIC BOOSTERS | (\$102,392.10) | \$0.00 | \$0.00 | (\$102,392.10) | |
| | 11 Q 7150 0000 70 300 900001 | ACTIVITIES - POP | (\$3,593.51) | \$1,673.99 | \$94.57 | (\$2,014.09) | |
| | 11 Q 7150 0000 70 300 900002 | ACTIVITIES - ART CLUB | (\$692.10) | \$0.00 | \$0.00 | (\$692.10) | |

Balance Sheet Detail by Fund

| April | | 2022-2023 | | COUNTY OF GRUNDY SCHOOL DIST 111 | | | |
|--------------------|------------------------------|--------------------------------------|-------------------|----------------------------------|------------|----------------|--|
| Fund | Account | Account Description | Beginning Balance | Debit | Credit | Ending Balance | |
| 11 - Activity Fund | | | | | | | |
| Q - Equity | | | | | | | |
| | 11 Q 7150 0000 70 300 900003 | ACTIVITIES - ATHLETIC LEADERSHIP | (\$342.50) | \$0.00 | \$0.00 | (\$342.50) | |
| | 11 Q 7150 0000 70 300 900005 | ACTIVITIES - CHESS | (\$139.00) | \$0.00 | \$0.00 | (\$139.00) | |
| | 11 Q 7150 0000 70 300 900007 | ACTIVITIES - CHORUS | (\$2,509.11) | \$0.00 | \$0.00 | (\$2,509.11) | |
| | 11 Q 7150 0000 70 300 900008 | ACTIVITIES - CLASS OF 2025 | (\$4,333.53) | \$78.98 | \$0.00 | (\$4,254.55) | |
| | 11 Q 7150 0000 70 300 900009 | ACTIVITIES - CLASS OF 2026 | (\$672.94) | \$0.00 | \$0.00 | (\$672.94) | |
| | 11 Q 7150 0000 70 300 900012 | ACTIVITIES - CLASS OF 2023 | (\$6,080.12) | \$0.00 | \$15.76 | (\$6,095.88) | |
| | 11 Q 7150 0000 70 300 900013 | ACTIVITIES - CLASS OF 2024 | (\$15,413.64) | \$0.00 | \$15.76 | (\$15,429.40) | |
| | 11 Q 7150 0000 70 300 900014 | ACTIVITIES - COMMUNITY GARDEN | (\$615.39) | \$0.00 | \$0.00 | (\$615.39) | |
| | 11 Q 7150 0000 70 300 900015 | ACTIVITIES - CULINARY ARTS | (\$876.96) | \$0.00 | \$0.00 | (\$876.96) | |
| | 11 Q 7150 0000 70 300 900017 | ACTIVITIES - DREAM | (\$500.90) | \$0.00 | \$0.00 | (\$500.90) | |
| | 11 Q 7150 0000 70 300 900018 | ACTIVITIES - FASHION MERCHANDISING | (\$223.31) | \$0.00 | \$0.00 | (\$223.31) | |
| | 11 Q 7150 0000 70 300 900019 | ACTIVITIES - FCCLA | (\$123.80) | \$0.00 | \$0.00 | (\$123.80) | |
| | 11 Q 7150 0000 70 300 900020 | ACTIVITIES - FFA | (\$4,537.59) | \$320.00 | \$0.00 | (\$4,217.59) | |
| | 11 Q 7150 0000 70 300 900021 | ACTIVITIES - FRENCH NHS | (\$305.91) | \$0.00 | \$0.00 | (\$305.91) | |
| | 11 Q 7150 0000 70 300 900022 | ACTIVITIES - FUTURE BUSINESS LEADERS | (\$140.86) | \$0.00 | \$0.00 | (\$140.86) | |
| | 11 Q 7150 0000 70 300 900023 | ACTIVITIES - I.O.T.A. | (\$2,370.38) | \$458.71 | \$0.00 | (\$1,911.67) | |
| | 11 Q 7150 0000 70 300 900024 | ACTIVITIES - INDIAN CLIMBING CLUB | (\$561.80) | \$0.00 | \$0.00 | (\$561.80) | |
| | 11 Q 7150 0000 70 300 900025 | ACTIVITIES - INDIAN NATION | (\$90.21) | \$0.00 | \$0.00 | (\$90.21) | |
| | 11 Q 7150 0000 70 300 900026 | ACTIVITIES - INT'L CLUB | (\$631.56) | \$357.79 | \$1,085.00 | (\$1,358.77) | |

Balance Sheet Detail by Fund

| April | | 2022-2023 | | COUNTY OF GRUNDY SCHOOL DIST 111 | | | |
|--------------------|------------------------------|------------------------------|-------------------|----------------------------------|------------|----------------|--|
| Fund | Account | Account Description | Beginning Balance | Debit | Credit | Ending Balance | |
| 11 - Activity Fund | | | | | | | |
| Q - Equity | | | | | | | |
| | 11 Q 7150 0000 70 300 900027 | ACTIVITIES - INT'L THESPIANS | (\$15,509.34) | \$0.00 | \$0.00 | (\$15,509.34) | |
| | 11 Q 7150 0000 70 300 900028 | ACTIVITIES - INTERACT | (\$176.55) | \$0.00 | \$0.00 | (\$176.55) | |
| | 11 Q 7150 0000 70 300 900029 | ACTIVITIES - INVESTMENT CLUB | (\$108.16) | \$0.00 | \$0.00 | (\$108.16) | |
| | 11 Q 7150 0000 70 300 900030 | ACTIVITIES - JUDO | (\$13,908.41) | \$0.00 | \$0.00 | (\$13,908.41) | |
| | 11 Q 7150 0000 70 300 900031 | ACTIVITIES - KALEIDOSOPE | (\$1,094.07) | \$0.00 | \$0.00 | (\$1,094.07) | |
| | 11 Q 7150 0000 70 300 900032 | ACTIVITIES - MAC | (\$7,132.86) | \$0.00 | \$0.00 | (\$7,132.86) | |
| | 11 Q 7150 0000 70 300 900033 | ACTIVITIES - MATH TEAM | (\$246.00) | \$0.00 | \$0.00 | (\$246.00) | |
| | 11 Q 7150 0000 70 300 900034 | ACTIVITIES - MCHS BOOK CLUB | (\$598.77) | \$0.00 | \$0.00 | (\$598.77) | |
| | 11 Q 7150 0000 70 300 900035 | ACTIVITIES - MEMORIAL GARDEN | (\$888.23) | \$0.00 | \$0.00 | (\$888.23) | |
| | 11 Q 7150 0000 70 300 900036 | ACTIVITIES - MUSICAL | (\$6,125.70) | \$377.21 | \$415.00 | (\$6,163.49) | |
| | 11 Q 7150 0000 70 300 900037 | ACTIVITIES - NEEDY FAMILIES | (\$5,136.38) | \$0.00 | \$0.00 | (\$5,136.38) | |
| | 11 Q 7150 0000 70 300 900038 | ACTIVITIES - NHS | (\$2,088.71) | \$1,742.23 | \$106.02 | (\$452.50) | |
| | 11 Q 7150 0000 70 300 900039 | ACTIVITIES - ORCHESIS | (\$4,465.88) | \$40.16 | \$2,612.29 | (\$7,038.01) | |
| | 11 Q 7150 0000 70 300 900040 | ACTIVITIES - PAC RESTORATION | (\$5,828.88) | \$1,156.74 | \$172.29 | (\$4,844.43) | |
| | 11 Q 7150 0000 70 300 900041 | ACTIVITIES - PERCUSSION | (\$7,877.31) | \$2,943.54 | \$4,063.47 | (\$8,997.24) | |
| | 11 Q 7150 0000 70 300 900043 | ACTIVITIES - NEWSPAPER | (\$392.26) | \$0.00 | \$50.00 | (\$442.26) | |
| | 11 Q 7150 0000 70 300 900044 | ACTIVITIES - SADD | (\$256.41) | \$0.00 | \$0.00 | (\$256.41) | |
| | 11 Q 7150 0000 70 300 900045 | ACTIVITIES - SCHOLASTIC BOWL | (\$407.80) | \$0.00 | \$0.00 | (\$407.80) | |
| | 11 Q 7150 0000 70 300 900046 | ACTIVITIES - SPANISH NHS | (\$229.86) | \$0.00 | \$0.00 | (\$229.86) | |

Balance Sheet Detail by Fund

| April | | 2022-2023 | | COUNTY OF GRUNDY SCHOOL DIST 111 | | | |
|--------------------|------------------------------|--|-------------------|----------------------------------|--------------|----------------|--|
| Fund | Account | Account Description | Beginning Balance | Debit | Credit | Ending Balance | |
| 11 - Activity Fund | | | | | | | |
| Q - Equity | | | | | | | |
| | 11 Q 7150 0000 70 300 900047 | ACTIVITIES - SPEECH | (\$3,376.73) | \$0.00 | \$0.00 | (\$3,376.73) | |
| | 11 Q 7150 0000 70 300 900048 | ACTIVITIES - STUDENT COUNCIL | (\$62,161.51) | \$0.00 | \$0.00 | (\$62,161.51) | |
| | 11 Q 7150 0000 70 300 900049 | ACTIVITIES - TSA | (\$2,546.27) | \$989.09 | \$0.00 | (\$1,557.18) | |
| | 11 Q 7150 0000 70 300 900050 | ACTIVITIES - UNDERWATER ROBOTIC | (\$2,334.65) | \$41.27 | \$0.00 | (\$2,293.38) | |
| | 11 Q 7150 0000 70 300 900051 | ACTIVITIES - WINTERGUARD | (\$16,708.67) | \$5,344.55 | \$4,956.00 | (\$16,320.12) | |
| | 11 Q 7150 0000 70 300 900052 | ACTIVITIES - WYSE | (\$418.94) | \$0.00 | \$0.00 | (\$418.94) | |
| | 11 Q 7150 0000 70 300 900053 | ACTIVITIES - YEARBOOK | (\$26,376.78) | \$948.00 | \$0.00 | (\$25,428.78) | |
| | 11 Q 7150 0000 70 300 900055 | ACTIVITIES - CYBRARY | (\$1,238.29) | \$0.00 | \$0.00 | (\$1,238.29) | |
| | 11 Q 7150 0000 70 300 900056 | FACULTY POP | (\$1,473.10) | \$0.00 | \$94.57 | (\$1,567.67) | |
| | 11 Q 7150 0000 70 300 900057 | PROJECT INDIAN | (\$2,085.53) | \$0.00 | \$0.00 | (\$2,085.53) | |
| | 11 Q 7150 0000 70 300 900058 | ACTIVITIES - PROM | (\$20,876.27) | \$78,713.96 | \$132,215.00 | (\$74,377.31) | |
| | 11 Q 7150 0000 70 300 900059 | SCHOLARSHIP | (\$249.91) | \$0.00 | \$0.00 | (\$249.91) | |
| | 11 Q 7150 0000 70 300 900061 | ACTIVITIES - ASL - AMERICAN SIGN LANGUAGE CLUB/NHS | (\$1,493.99) | \$0.00 | \$354.00 | (\$1,847.99) | |
| | 11 Q 7150 0000 70 300 900062 | ACTIVITIES - GREEN HOUSE | (\$2,269.08) | \$0.00 | \$0.00 | (\$2,269.08) | |
| | 11 Q 7150 0000 70 300 900064 | FOUNDATION SCHOLARSHIP | (\$5,000.00) | \$0.00 | \$0.00 | (\$5,000.00) | |
| | 11 Q 7150 0000 70 300 900065 | FOUNDATION ASSIST MCHS ATHLETICS/ACTIVITIES | (\$3,320.00) | \$0.00 | \$0.00 | (\$3,320.00) | |
| | 11 Q 7150 0000 70 300 920001 | BAND BOOSTERS | (\$44,519.77) | \$0.00 | \$0.00 | (\$44,519.77) | |

Balance Sheet Detail by Fund

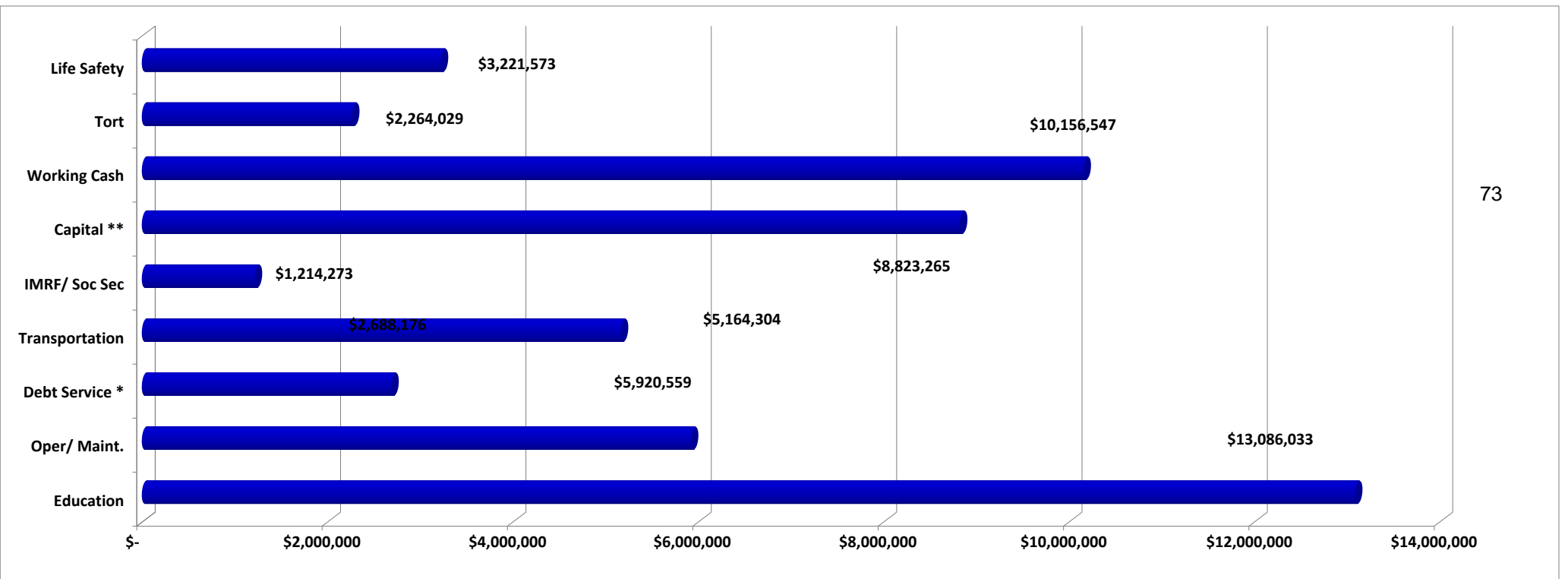
| April | | 2022-2023 | | COUNTY OF GRUNDY SCHOOL DIST 111 | | | |
|--|------------------------------|---------------------|--------------------------|----------------------------------|---------------------|-------------------------|--|
| Fund | Account | Account Description | Beginning Balance | Debit | Credit | Ending Balance | |
| 11 - Activity Fund | | | | | | | |
| | Q - Equity | | | | | | |
| | 11 Q 7150 0000 70 300 920002 | CHOIR BOOSTERS | (\$62,278.39) | \$4,257.57 | \$14,375.85 | (\$72,396.67) | |
| Totals for: 11 Q - Equity | | | (\$1,047,790.42) | \$176,525.55 | \$222,290.73 | (\$1,093,555.60) | |
| Totals for Fund: 11 - Activity Fund | | | \$0.00 | \$490,452.80 | \$490,452.80 | \$0.00 | |
| | | | Beginning Balance | Debit | Credit | Ending Balance | |
| Totals for: A - Asset | | | \$1,047,790.42 | \$181,822.22 | \$135,999.06 | \$1,093,613.58 | |
| Totals for: L - Liability | | | \$0.00 | \$132,105.03 | \$132,163.01 | (\$57.98) | |
| Totals for: Q - Equity | | | (\$1,047,790.42) | \$176,525.55 | \$222,290.73 | (\$1,093,555.60) | |
| Grand Totals: | | | \$0.00 | \$490,452.80 | \$490,452.80 | \$0.00 | |

Input Report Date 4/30/2023

Cash and Investments Report

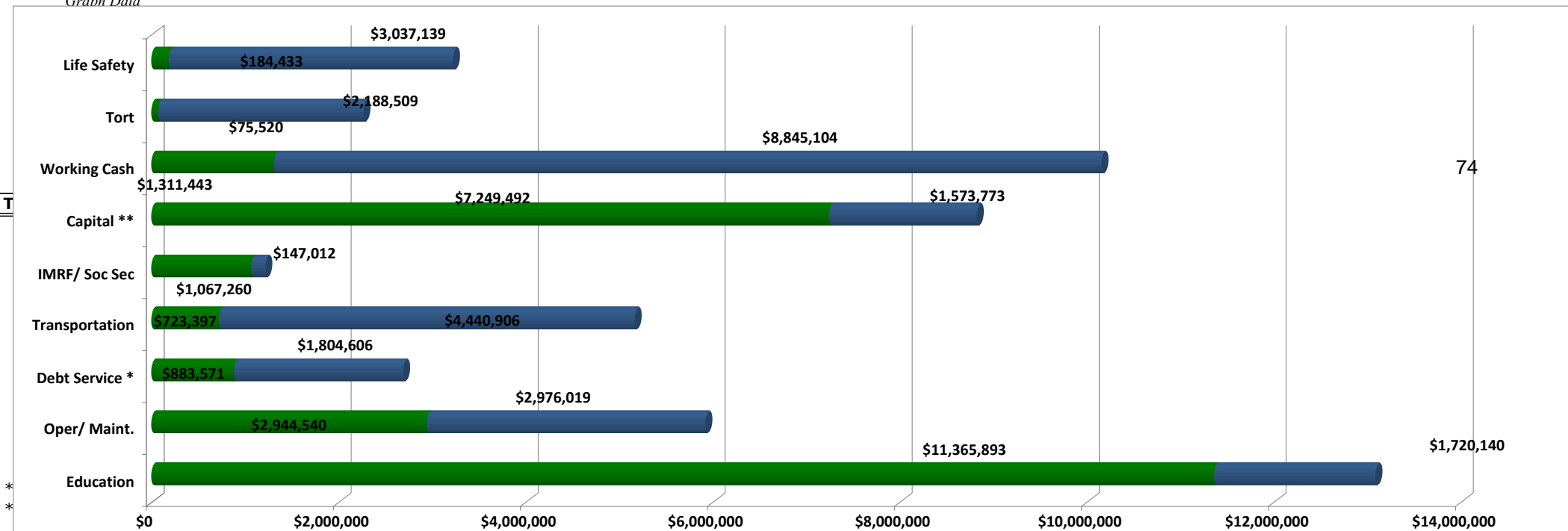
| | Education | Oper/ Maint. | Debt Service * | Transportation | IMRF/ Soc Sec | Capital ** | Working Cash | Tort | Life Safety | Total | Fund 11 Activities | Total Funds |
|-------------------------------------|------------------------|-----------------------|-----------------------|-----------------------|-----------------------|-----------------------|------------------------|-----------------------|-----------------------|------------------------|-----------------------|------------------------|
| Checking | \$676,839.13 | \$58,877.10 | \$8,218.05 | \$284,092.49 | \$73,816.51 | \$118,263.32 | \$82,379.54 | \$66,398.46 | \$25,595.40 | \$1,394,480.00 | \$566,542.45 | \$1,961,022.45 |
| Food Service Account | \$609,738.98 | | | | | | | | | \$609,738.98 | 0 | \$609,738.98 |
| Imprest | \$18,340.05 | \$466.72 | | \$4,601.38 | | | | | | \$23,408.15 | 0 | \$23,408.15 |
| Insurance Account | \$937,273.61 | \$376,808.11 | | \$58,317.44 | | | | (19,527.83) | | \$1,352,871.33 | 0 | \$1,352,871.33 |
| PMA Cash Account | \$5,400,796.76 | \$569,503.63 | \$875,352.58 | \$376,385.88 | \$102,911.08 | \$7,131,228.27 | \$1,024,919.67 | \$28,649.12 | \$158,838.07 | \$15,668,585.06 | 0 | \$15,668,585.06 |
| IPTIP | \$3,722,904.71 | \$1,938,884.37 | \$0.00 | \$0.00 | \$890,532.75 | \$0.00 | \$204,143.59 | \$0.00 | \$0.00 | \$6,756,465.42 | 0 | \$6,756,465.42 |
| Total Cash accounts | \$11,365,893.24 | \$2,944,539.93 | \$883,570.63 | \$723,397.19 | \$1,067,260.34 | \$7,249,491.59 | \$1,311,442.80 | \$75,519.75 | \$184,433.47 | \$25,805,548.94 | \$566,542.45 | \$26,372,091.39 |
| PMA Investments | \$1,094,998.81 | \$2,974,486.91 | \$1,695,951.53 | \$4,292,236.42 | \$139,939.65 | \$1,573,773.36 | \$8,845,104.12 | \$2,188,508.85 | \$3,037,139.27 | \$25,842,138.92 | 307,762.59 | 26,149,901.51 |
| PMA 101 Investments | \$811,888.33 | \$2,294,376.86 | \$1,405,525.57 | \$3,755,427.50 | \$118,729.32 | \$1,518,643.72 | \$2,997,041.12 | \$1,935,727.34 | \$2,583,506.14 | \$17,420,865.90 | - | \$17,420,865.90 |
| PMA 62 (Working Cash) | | | | | | \$0.00 | | | | \$0.00 | - | \$0.00 |
| PMA 202 | | | | | | \$0.00 | | | | \$0.00 | - | \$0.00 |
| PMA 203 - 2006 Bond | | | \$133,140.15 | | | | | | | \$133,140.15 | - | \$133,140.15 |
| PMA 65 (Capital) | | | | | | | | | | \$0.00 | - | \$0.00 |
| US Bank | \$0.00 | | | | | | | | | \$0.00 | - | \$0.00 |
| PMA 205 Working Cash | | | | | | | \$5,765,880.84 | | | \$5,765,880.84 | - | \$5,765,880.84 |
| PMA 68 | | | | | | | | | | \$0.00 | 0 | \$0.00 |
| PMA 104 - General Reserve | \$283,110.48 | \$680,110.05 | \$157,285.81 | \$536,808.92 | \$21,210.33 | \$55,129.64 | \$82,182.16 | \$252,781.51 | \$453,633.13 | \$2,522,252.03 | 0 | \$2,522,252.03 |
| PMA 208 - Health Life Safety | | | | | | | | | \$0.00 | \$0.00 | 0 | \$0.00 |
| PMA 209 - Capital | | | | | | \$0.00 | | | | \$0.00 | 0 | \$0.00 |
| Private Bank Investments | \$625,140.86 | \$1,531.73 | \$108,654.05 | \$148,669.96 | \$7,072.82 | \$0.00 | \$0.00 | \$0.00 | \$0.00 | \$891,069.42 | 0 | \$891,069.42 |
| PMA 103 - Coady Scholarship | | | | | | | | | | \$0.00 | \$307,762.59 | \$307,762.59 |
| Total Investments | \$1,720,139.67 | \$2,976,018.64 | \$1,804,605.58 | \$4,440,906.38 | \$147,012.47 | \$1,573,773.36 | \$8,845,104.12 | \$2,188,508.85 | \$3,037,139.27 | \$26,733,208.34 | 307,762.59 | \$27,040,970.93 |
| Total Cash & Investments | \$13,086,032.91 | \$5,920,558.57 | \$2,688,176.21 | \$5,164,303.57 | \$1,214,272.81 | \$8,823,264.95 | \$10,156,546.92 | \$2,264,028.60 | \$3,221,572.74 | \$52,538,757.28 | \$874,305.04 | \$53,413,062.32 |

| | Education | Oper/ Maint. | Debt Service * | Transportation | IMRF/ Soc Sec | Capital ** | Working Cash | Tort | Life Safety | Total |
|----------------------------------|---------------------|--------------------|--------------------|--------------------|--------------------|--------------------|---------------------|--------------------|--------------------|----------------------|
| Checking | \$676,839 | \$58,877 | \$8,218 | \$284,092 | \$73,817 | \$118,263 | \$82,380 | \$66,398 | \$25,595 | \$ 1,394,480 |
| Food Service Account | \$609,739 | \$0 | \$0 | \$0 | \$0 | \$0 | \$0 | \$0 | \$0 | \$ 609,739 |
| Imprest | \$18,340 | \$467 | \$0 | \$4,601 | \$0 | \$0 | \$0 | \$0 | \$0 | \$ 23,408 |
| Insurance Account | \$937,274 | \$376,808 | \$0 | \$58,317 | \$0 | \$0 | \$0 | (\$19,528) | \$0 | \$ 1,352,871 |
| PMA Cash Account | \$5,400,797 | \$569,504 | \$875,353 | \$376,386 | \$102,911 | \$7,131,228 | \$1,024,920 | \$28,649 | \$158,838 | \$ 15,668,585 |
| IPTIP | \$3,722,905 | \$1,938,884 | \$0 | \$0 | \$890,533 | \$0 | \$204,144 | \$0 | \$0 | \$ 6,756,465 |
| Total Cash accounts | \$11,365,893 | \$2,944,540 | \$883,571 | \$723,397 | \$1,067,260 | \$7,249,492 | \$1,311,443 | \$75,520 | \$184,433 | \$ 25,805,549 |
| Total Investments | \$1,720,140 | \$2,976,019 | \$1,804,606 | \$4,440,906 | \$147,012 | \$1,573,773 | \$8,845,104 | \$2,188,509 | \$3,037,139 | \$ 26,733,208 |
| Total Cash & Investme | \$13,086,033 | \$5,920,559 | \$2,688,176 | \$5,164,304 | \$1,214,273 | \$8,823,265 | \$10,156,547 | \$2,264,029 | \$3,221,573 | \$ 52,538,757 |



| | Education | Oper/ Maint. | Debt Service * | Transportation | IMRF/ Soc Sec | Capital ** | Working Cash | Tort | Life Safety | Total |
|-----------------------------------|---------------------|--------------------|--------------------|--------------------|--------------------|--------------------|---------------------|--------------------|--------------------|----------------------|
| Checking | \$676,839 | \$58,877 | \$8,218 | \$284,092 | \$73,817 | \$118,263 | \$82,380 | \$66,398 | \$25,595 | \$ 1,394,480 |
| Food Service Account | \$609,739 | | | | | | | | | \$ 609,739 |
| Imprest | \$18,340 | \$467 | \$0 | \$4,601 | \$0 | \$0 | \$0 | \$0 | \$0 | \$ 23,408 |
| Insurance Account | \$937,274 | \$376,808 | | \$58,317 | | | | (\$19,528) | | \$ 1,352,871 |
| PMA Cash Account | \$5,400,797 | \$569,504 | \$875,353 | \$376,386 | \$102,911 | \$7,131,228 | \$1,024,920 | \$28,649 | \$158,838 | \$ 15,668,585 |
| IPTIP | \$3,722,905 | \$1,938,884 | \$0 | \$0 | \$890,533 | \$0 | \$204,144 | \$0 | \$0 | \$ 6,756,465 |
| Total Cash accounts | \$11,365,893 | \$2,944,540 | \$883,571 | \$723,397 | \$1,067,260 | \$7,249,492 | \$1,311,443 | \$75,520 | \$184,433 | \$ 25,805,549 |
| Total Investments | \$1,720,140 | \$2,976,019 | \$1,804,606 | \$4,440,906 | \$147,012 | \$1,573,773 | \$8,845,104 | \$2,188,509 | \$3,037,139 | \$ 26,733,208 |
| Total Cash & Investmer | \$13,086,033 | \$5,920,559 | \$2,688,176 | \$5,164,304 | \$1,214,273 | \$8,823,265 | \$10,156,547 | \$2,264,029 | \$3,221,573 | \$ 52,538,757 |
| Percent invested | 13% | 50% | 67% | 86% | 12% | 18% | 87% | 97% | 94% | 51% |

Graph Data



Expenditure Report

Fiscal Year: 2022-2023
Month: April

COUNTY OF GRUNDY SCHOOL DIST 111

| Fund Description | Account | Account Description | Revised Budget | MTD Activity | Encumbrance | Pending Activity | Available Funds | Year to Date Activity | Percent of Budget Used |
|------------------|------------|------------------------------|----------------|--------------|-------------|------------------|-----------------|-----------------------|------------------------|
| Education Fund | 111134900 | ESSER I Digital Equity Grant | 0.00 | 0.00 | 0.00 | 0.00 | 0.00 | 0.00 | 0.00 |
| Education Fund | 111137000 | ESSER I Digital Equity Grant | 0.00 | 0.00 | 0.00 | 0.00 | 0.00 | 0.00 | 0.00 |
| Education Fund | 11130100 | TITLE 1 SALARIES | 65,000.00 | 6,319.28 | 0.00 | 0.00 | 33,626.81 | 31,373.19 | 48.27 |
| Education Fund | 1011130110 | HIGH SCHOOL | 0.00 | 0.00 | 0.00 | 0.00 | 0.00 | 0.00 | 0.00 |
| Education Fund | 11130110 | DETENTION HALL SUPVSN | 15,000.00 | 1,139.60 | 0.00 | 0.00 | 4,225.60 | 10,774.40 | 71.83 |
| Education Fund | 11130127 | ELL INSTRUCTION | 0.00 | 0.00 | 0.00 | 0.00 | 0.00 | 0.00 | 0.00 |
| Education Fund | 1113011002 | ART SALARY | 233,832.00 | 19,461.02 | 0.00 | 0.00 | 45,134.98 | 188,697.02 | 80.70 |
| Education Fund | 1113011005 | ENGLISH/DRAMA SALARY | 1,765,242.57 | 145,136.38 | 0.00 | 0.00 | 313,224.34 | 1,452,018.23 | 82.26 |
| Education Fund | 1113011006 | FOREIGN LANG SALARY | 807,861.58 | 72,130.92 | 0.00 | 0.00 | 95,920.91 | 711,940.67 | 88.13 |
| Education Fund | 1113011011 | MATH SALARY | 1,447,064.00 | 117,678.60 | 0.00 | 0.00 | 279,183.26 | 1,167,880.74 | 80.71 |
| Education Fund | 1113011012 | MUSIC SALARY | 262,937.00 | 21,911.42 | 0.00 | 0.00 | 44,845.11 | 218,091.89 | 75 82.94 |
| Education Fund | 1113011013 | NATURAL SCIENCE | 1,418,188.46 | 113,933.18 | 0.00 | 0.00 | 281,150.23 | 1,137,038.23 | 80.18 |
| Education Fund | 1113011015 | SOCIAL SCIENCE SALARY | 1,315,477.85 | 109,065.89 | 0.00 | 0.00 | 220,730.18 | 1,094,747.67 | 83.22 |
| Education Fund | 1113011027 | DEPT CHAIR SALARY | 754,901.93 | 62,908.52 | 0.00 | 0.00 | 123,826.75 | 631,075.18 | 83.60 |
| Education Fund | 1113011050 | PHYS ED SALARY | 1,256,854.02 | 101,939.06 | 0.00 | 0.00 | 242,483.21 | 1,014,370.81 | 80.71 |
| Education Fund | 11130111 | OVERLOAD | 59,649.00 | 4,201.30 | 0.00 | 0.00 | 8,355.89 | 51,293.11 | 85.99 |
| Education Fund | 11130112 | PLAN TIME | 203,034.00 | 16,795.80 | 0.00 | 0.00 | 34,102.96 | 168,931.04 | 83.20 |
| Education Fund | 11130120 | CAMPUS MONITOR | 0.00 | 0.00 | 0.00 | 0.00 | 0.00 | 0.00 | 0.00 |
| Education Fund | 11130121 | SUB TEACHER SALARY | 275,000.00 | 30,292.32 | 0.00 | 0.00 | -14,796.66 | 289,796.66 | 105.38 |
| Education Fund | 11130122 | MENTORING | 15,000.00 | 5,651.75 | 0.00 | 0.00 | 164.25 | 14,835.75 | 98.91 |
| Education Fund | 11130125 | SUMMER CURRIC | 8,000.00 | 0.00 | 0.00 | 0.00 | 7,857.00 | 143.00 | 1.79 |
| Education Fund | 11130126 | POST RETIREMENT | 63,460.83 | 0.00 | 0.00 | 0.00 | 0.00 | 63,460.83 | 100.00 |
| Education Fund | 11130128 | SUMMER SCHOOL SALARY | 26,000.00 | 0.00 | 0.00 | 0.00 | 26,000.00 | 0.00 | 0.00 |
| Education Fund | 11130130 | HOMEBOUND | 5,000.00 | 152.38 | 0.00 | 0.00 | 1,779.69 | 3,220.31 | 64.41 |

Expenditure Report

Fiscal Year: 2022-2023
Month: April

COUNTY OF GRUNDY SCHOOL DIST 111

| Fund Description | Account | Account Description | Revised Budget | MTD Activity | Encumbrance | Pending Activity | Available Funds | Year to Date Activity | Percent of Budget Used |
|------------------|-------------|-------------------------|----------------|--------------|-------------|------------------|-----------------|-----------------------|------------------------|
| Education Fund | 10-1130-211 | OVERLOAD (IC) | 0.00 | 264.63 | 0.00 | 0.00 | -264.63 | 264.63 | 0.00 |
| Education Fund | 1113021 | INSTRUCTIONAL TRS | 14,984.72 | 522.77 | 0.00 | 0.00 | 8,475.53 | 6,509.19 | 43.44 |
| Education Fund | 11130211 | SUB TEACHER TRS | 59,178.38 | 5,464.89 | 0.00 | 0.00 | 5,639.15 | 53,539.23 | 90.47 |
| Education Fund | 11130212 | MENTORING TRS | 1,800.44 | 678.24 | 0.00 | 0.00 | -700.03 | 2,500.47 | 138.88 |
| Education Fund | 11130213 | SUMMER CURRIC TRS | 0.00 | 0.00 | 0.00 | 0.00 | -17.16 | 17.16 | 0.00 |
| Education Fund | 111302135 | TRS PENALTY | 4,000.00 | 0.00 | 0.00 | 0.00 | 290.70 | 3,709.30 | 92.73 |
| Education Fund | 1113021101 | INSTRUCTIONAL TRS | 0.00 | 0.00 | 0.00 | 0.00 | 0.00 | 0.00 | 0.00 |
| Education Fund | 1113021102 | ART TRS | 28,066.62 | 2,335.88 | 0.00 | 0.00 | 5,417.56 | 22,649.06 | 80.70 |
| Education Fund | 1113021105 | ENGLISH/DRAMA TRS | 211,880.30 | 17,420.68 | 0.00 | 0.00 | 37,591.75 | 174,288.55 | 82.26 |
| Education Fund | 1113021106 | FOREIGN LANGUAGE TRS | 96,966.82 | 8,657.79 | 0.00 | 0.00 | 11,513.43 | 85,453.39 | 88.13 |
| Education Fund | 111302111 | MATH TRS | 173,689.65 | 14,124.81 | 0.00 | 0.00 | 33,510.37 | 140,179.28 | 76 80.71 |
| Education Fund | 1113021112 | MUSIC TRS | 31,560.07 | 2,629.96 | 0.00 | 0.00 | 5,383.21 | 26,176.86 | 82.94 |
| Education Fund | 1113021113 | NAT SCI TRS | 170,223.74 | 13,675.20 | 0.00 | 0.00 | 33,746.90 | 136,476.84 | 80.17 |
| Education Fund | 1113021115 | SOC SCI TRS | 157,895.49 | 13,091.01 | 0.00 | 0.00 | 26,494.52 | 131,400.97 | 83.22 |
| Education Fund | 1113021121 | DRIVER ED TRS | 0.00 | 0.00 | 0.00 | 0.00 | 0.00 | 0.00 | 0.00 |
| Education Fund | 1113021127 | DEPT CHAIR TRS | 90,610.12 | 7,708.08 | 0.00 | 0.00 | 13,285.59 | 77,324.53 | 85.34 |
| Education Fund | 1113021150 | PHYS ED TRS | 150,858.90 | 12,235.64 | 0.00 | 0.00 | 29,105.11 | 121,753.79 | 80.71 |
| Education Fund | 10-1130- | DEPT CHAIR SALARY (GTL) | 0.00 | 0.00 | 0.00 | 0.00 | 0.00 | 0.00 | 0.00 |
| Education Fund | 10-1130-222 | DIST 111 GROUP MEDICAL | 4,200,000.00 | 471,231.75 | 0.00 | 0.00 | 396,541.00 | 3,803,459.00 | 90.56 |
| Education Fund | 10-1130- | HIGH SCHOOL | 0.00 | 0.00 | 0.00 | 0.00 | 0.00 | 0.00 | 0.00 |
| Education Fund | | TEACHING GROUP INS | 187.51 | 0.00 | 0.00 | 0.00 | 61.50 | 126.01 | 67.20 |
| Education Fund | | 10 E 1130 2220 00 300 | 0.00 | 0.00 | 0.00 | 0.00 | 0.00 | 0.00 | 0.00 |
| Education Fund | 1113022201 | TEACHING GROUP INS | 0.00 | 0.00 | 0.00 | 0.00 | 0.00 | 0.00 | 0.00 |
| Education Fund | 1113022202 | ART GROUP INS | 49,440.60 | 5,443.38 | 0.00 | 0.00 | 5,176.08 | 44,264.52 | 89.53 |

Expenditure Report

Fiscal Year: 2022-2023
Month: April

COUNTY OF GRUNDY SCHOOL DIST 111

| Fund Description | Account | Account Description | Revised Budget | MTD Activity | Encumbrance | Pending Activity | Available Funds | Year to Date Activity | Percent of Budget Used |
|------------------|------------|-----------------------|----------------|--------------|-------------|------------------|-----------------|-----------------------|------------------------|
| Education Fund | 1113022205 | ENGLISH GROUP INS | 430,487.32 | 47,533.64 | 0.00 | 0.00 | 62,051.96 | 368,435.36 | 85.59 |
| Education Fund | 1113022206 | FOREIGN LANG GROUP | 266,056.57 | 23,663.70 | 0.00 | 0.00 | 53,636.21 | 212,420.36 | 79.84 |
| Education Fund | 1113022211 | MATH GROUP INS | 405,227.86 | 34,798.74 | 0.00 | 0.00 | 85,048.91 | 320,178.95 | 79.01 |
| Education Fund | 1113022212 | MUSIC GROUP INS | 61,674.12 | 5,713.72 | 0.00 | 0.00 | 10,734.86 | 50,939.26 | 82.59 |
| Education Fund | 1113022213 | NAT SCI GROUP INS | 355,248.77 | 31,298.40 | 0.00 | 0.00 | 74,809.55 | 280,439.22 | 78.94 |
| Education Fund | 1113022215 | SOC SCI GROUP INS | 275,364.14 | 25,674.42 | 0.00 | 0.00 | 46,873.02 | 228,491.12 | 82.98 |
| Education Fund | 1113022221 | DRIVER ED GROUP INS | 0.00 | 0.00 | 0.00 | 0.00 | 0.00 | 0.00 | 0.00 |
| Education Fund | 1113022225 | CAMPUS MONITOR GROUP | 0.00 | 0.00 | 0.00 | 0.00 | 0.00 | 0.00 | 0.00 |
| Education Fund | 1113022227 | DEPT CHAIR GROUP | 218,366.09 | 20,212.70 | 0.00 | 0.00 | 38,193.09 | 180,173.00 | 82.51 |
| Education Fund | 1113022250 | PHYS ED GROUP INS | 297,452.12 | 30,437.90 | 0.00 | 0.00 | 29,088.38 | 268,363.74 | 90.22 |
| Education Fund | | DIST 111 GROUP DENTAL | 216,722.81 | 17,587.75 | 0.00 | 0.00 | 43,668.40 | 173,054.41 | 77 79.85 |
| Education Fund | | 10 E 1130 2230 00 300 | 0.00 | 0.00 | 0.00 | 0.00 | 0.00 | 0.00 | 0.00 |
| Education Fund | | 10 E 1130 2230 00 300 | 0.00 | 0.00 | 0.00 | 0.00 | 0.00 | 0.00 | 0.00 |
| Education Fund | | ART DENTAL INSURANCE | 984.46 | 113.34 | 0.00 | 0.00 | 77.74 | 906.72 | 92.10 |
| Education Fund | | ENGLISH DENTAL INS | 9,576.06 | 854.78 | 0.00 | 0.00 | 2,010.54 | 7,565.52 | 79.00 |
| Education Fund | | FOREIGN LANG DENTAL | 5,920.23 | 415.58 | 0.00 | 0.00 | 1,726.65 | 4,193.58 | 70.83 |
| Education Fund | | MATH DENTAL INS | 8,930.58 | 604.48 | 0.00 | 0.00 | 2,715.77 | 6,214.81 | 69.59 |
| Education Fund | | MUSIC DENTAL INS | 1,476.68 | 104.03 | 0.00 | 0.00 | 352.59 | 1,124.09 | 76.12 |
| Education Fund | | NAT SCI DENTAL INS | 8,926.82 | 680.04 | 0.00 | 0.00 | 2,145.22 | 6,781.60 | 75.97 |
| Education Fund | | SOC SCI DENTAL INS | 7,489.06 | 580.86 | 0.00 | 0.00 | 1,694.00 | 5,795.06 | 77.38 |
| Education Fund | | DEPT CHAIR DENTAL INS | 9,827.94 | 755.90 | 0.00 | 0.00 | 2,268.94 | 7,559.00 | 76.91 |
| Education Fund | | PHYS ED DENTAL INS | 5,724.58 | 453.36 | 0.00 | 0.00 | 1,190.98 | 4,533.60 | 79.20 |
| Education Fund | 11131230 | COLLEGE TUITION REIMB | 70,000.00 | 2,775.00 | 0.00 | 555.00 | 16,050.00 | 53,395.00 | 76.28 |
| Education Fund | | 10 E 1130 2340 13 300 | 0.00 | 0.00 | 0.00 | 0.00 | 0.00 | 0.00 | 0.00 |

Expenditure Report

Fiscal Year: 2022-2023
Month: April

COUNTY OF GRUNDY SCHOOL DIST 111

| Fund Description | Account | Account Description | Revised Budget | MTD Activity | Encumbrance | Pending Activity | Available Funds | Year to Date Activity | Percent of Budget Used |
|------------------|------------|------------------------|----------------|--------------|-------------|------------------|-----------------|-----------------------|------------------------|
| Education Fund | 1113030006 | FOREIGN LANG CONTR | 2,390.00 | 0.00 | 0.00 | 0.00 | 1,471.15 | 918.85 | 38.45 |
| Education Fund | 1113030006 | FOREIGN LANG CONT | 0.00 | 0.00 | 0.00 | 0.00 | 0.00 | 0.00 | 0.00 |
| Education Fund | 1110030012 | BAND PURCHASE SERV | 13,000.00 | 0.00 | 0.00 | 2,257.50 | -199.30 | 10,941.80 | 84.17 |
| Education Fund | 1110030112 | CHORUS PURCHASE SERV | 12,675.00 | 2,254.00 | 0.00 | 0.00 | 7,455.00 | 5,220.00 | 41.18 |
| Education Fund | 1110030212 | STRINGS PURCHASE | 0.00 | 0.00 | 0.00 | 0.00 | -1,790.00 | 1,790.00 | 0.00 |
| Education Fund | 1110030012 | BAND CONT SERV S | 0.00 | 0.00 | 0.00 | 0.00 | 0.00 | 0.00 | 0.00 |
| Education Fund | 1110030112 | CHORUS CONT SERV S | 0.00 | 0.00 | 0.00 | 0.00 | 0.00 | 0.00 | 0.00 |
| Education Fund | 1110030212 | STRINGS CONT SERV S | 0.00 | 0.00 | 0.00 | 0.00 | 0.00 | 0.00 | 0.00 |
| Education Fund | 1113030021 | DRIVER ED CONTRACT | 0.00 | 0.00 | 0.00 | 0.00 | 0.00 | 0.00 | 0.00 |
| Education Fund | 1113031025 | POLICE LIAISON | 0.00 | 0.00 | 0.00 | 0.00 | 0.00 | 0.00 | 0.00 |
| Education Fund | 1113031125 | EVENT SECURITY | 0.00 | 0.00 | 0.00 | 0.00 | 0.00 | 0.00 | 78 0.00 |
| Education Fund | 11131314 | CURRIC DEVEL/LRNG OBJ | 0.00 | 0.00 | 0.00 | 0.00 | 0.00 | 0.00 | 0.00 |
| Education Fund | 11131315 | STAFF DEVELOPMENT | 0.00 | 0.00 | 0.00 | 0.00 | 0.00 | 0.00 | 0.00 |
| Education Fund | 11130322 | TOWEL CONTRACT SERV | 0.00 | 0.00 | 0.00 | 0.00 | 0.00 | 0.00 | 0.00 |
| Education Fund | 1113032302 | ART CONTRACT SERV | 0.00 | 0.00 | 0.00 | 0.00 | 0.00 | 0.00 | 0.00 |
| Education Fund | 1113032302 | ART CONT SERV S | 0.00 | 0.00 | 0.00 | 0.00 | 0.00 | 0.00 | 0.00 |
| Education Fund | 1113032305 | ENGLISH CONTRACT SERV | 5,000.00 | 0.00 | 0.00 | 0.00 | -1,000.00 | 6,000.00 | 120.00 |
| Education Fund | 1113032305 | ENGLISH CONT SERV S | 0.00 | 0.00 | 0.00 | 0.00 | 0.00 | 0.00 | 0.00 |
| Education Fund | 1110032312 | BAND REPAIR & MAINT | 8,000.00 | 58.00 | 0.00 | 0.00 | 6,164.08 | 1,835.92 | 22.95 |
| Education Fund | 1110032412 | CHORUS REPAIR & MAINT | 1,500.00 | 305.00 | 0.00 | 0.00 | 322.36 | 1,177.64 | 78.51 |
| Education Fund | 1110032512 | STRINGS REPAIR & MAINT | 0.00 | 0.00 | 0.00 | 0.00 | 0.00 | 0.00 | 0.00 |
| Education Fund | 1110032312 | BAND REPAIR & MAINT S | 0.00 | 0.00 | 0.00 | 0.00 | 0.00 | 0.00 | 0.00 |
| Education Fund | 1110032412 | CHORUS REPAIR & MAINT | 0.00 | 0.00 | 0.00 | 0.00 | 0.00 | 0.00 | 0.00 |
| Education Fund | 1110032512 | STRINGS REPAIR & MAINT | 0.00 | 0.00 | 0.00 | 0.00 | 0.00 | 0.00 | 0.00 |

Expenditure Report

Fiscal Year: 2022-2023
Month: April

COUNTY OF GRUNDY SCHOOL DIST 111

| Fund Description | Account | Account Description | Revised Budget | MTD Activity | Encumbrance | Pending Activity | Available Funds | Year to Date Activity | Percent of Budget Used |
|------------------|------------|-----------------------|----------------|--------------|-------------|------------------|-----------------|-----------------------|------------------------|
| Education Fund | 1113032313 | NAT SCI CONTRACT SERV | 1,049.00 | 0.00 | 0.00 | 0.00 | 159.00 | 890.00 | 84.84 |
| Education Fund | 1113032313 | NAT SCI CONT SERV S | 0.00 | 0.00 | 0.00 | 0.00 | 0.00 | 0.00 | 0.00 |
| Education Fund | 1113032315 | SOC SCI CONTRACT SERV | 489.00 | 303.54 | 0.00 | 0.00 | 185.46 | 303.54 | 62.07 |
| Education Fund | 1113032315 | SOC SCI CONT SERV S | 0.00 | 0.00 | 0.00 | 0.00 | 0.00 | 0.00 | 0.00 |
| Education Fund | 1113032350 | PHYS ED CONTRACT SERV | 3,440.00 | 0.00 | 0.00 | 0.00 | 586.50 | 2,853.50 | 82.95 |
| Education Fund | 1113032351 | BOWING COSTS | 0.00 | 0.00 | 0.00 | 0.00 | 0.00 | 0.00 | 0.00 |
| Education Fund | 1113032350 | PHYS ED CONT SERV S | 0.00 | 0.00 | 0.00 | 0.00 | 0.00 | 0.00 | 0.00 |
| Education Fund | 11130332 | GENERAL EDUCATION | 500.00 | 0.00 | 0.00 | 0.00 | 500.00 | 0.00 | 0.00 |
| Education Fund | 11131332 | TYPE 75 TRAVEL | 0.00 | 0.00 | 0.00 | 0.00 | 0.00 | 0.00 | 0.00 |
| Education Fund | 11130380 | UNEMPLOYMENT | 3,000.00 | 0.00 | 0.00 | 0.00 | 3,688.00 | -688.00 | -22.93 |
| Education Fund | 11130381 | WORKERS COMP | 0.00 | 0.00 | 0.00 | 0.00 | 0.00 | 0.00 | 79 0.00 |
| Education Fund | 1113038021 | DRIVER ED CAR | 0.00 | 0.00 | 0.00 | 0.00 | 0.00 | 0.00 | 0.00 |
| Education Fund | 11130400 | TITLE 1 SUPPLIES | 0.00 | 4,476.22 | 0.00 | 1,999.50 | -6,475.72 | 4,476.22 | 0.00 |
| Education Fund | 1113040005 | ENGLISH RESALE | 0.00 | 0.00 | 0.00 | 0.00 | 0.00 | 0.00 | 0.00 |
| Education Fund | 1113040011 | MATH SUPPLIES RESALE | 0.00 | 0.00 | 0.00 | 0.00 | 0.00 | 0.00 | 0.00 |
| Education Fund | 1113040050 | PHYS ED RESALE | 4,629.00 | 0.00 | 0.00 | 0.00 | 1,632.00 | 2,997.00 | 64.74 |
| Education Fund | 1113040050 | PHYS ED RESALE | 0.00 | 0.00 | 0.00 | 0.00 | 0.00 | 0.00 | 0.00 |
| Education Fund | 11130410 | GEN ED | 20,000.00 | 0.00 | 0.00 | -11.87 | 4,464.50 | 15,547.37 | 77.74 |
| Education Fund | 11130411 | ECOLAB GRANT SUPPLIES | 0.00 | 0.00 | 0.00 | 0.00 | 0.00 | 0.00 | 0.00 |
| Education Fund | 11131410 | CURRIC DEVEL/LRNG | 1,500.00 | 600.51 | 0.00 | 0.00 | 569.68 | 930.32 | 62.02 |
| Education Fund | 11131411 | STAFF DEVELOPMENT | 0.00 | 0.00 | 0.00 | 0.00 | 0.00 | 0.00 | 0.00 |
| Education Fund | 11131412 | TPI GRANT SUPPLIES | 0.00 | 0.00 | 0.00 | 0.00 | 0.00 | 0.00 | 0.00 |
| Education Fund | 111304102 | GEN ED SUPPLIES S | 0.00 | 0.00 | 0.00 | 0.00 | 0.00 | 0.00 | 0.00 |
| Education Fund | 1113041002 | ART SUPPLIES | 20,080.00 | 289.92 | 6,107.38 | 0.00 | 1,242.39 | 12,730.23 | 63.40 |

Expenditure Report

Fiscal Year: 2022-2023
Month: April

COUNTY OF GRUNDY SCHOOL DIST 111

| Fund Description | Account | Account Description | Revised Budget | MTD Activity | Encumbrance | Pending Activity | Available Funds | Year to Date Activity | Percent of Budget Used |
|------------------|------------|-----------------------|----------------|--------------|-------------|------------------|-----------------|-----------------------|------------------------|
| Education Fund | 1113041102 | ART/COMP TECH | 2,100.00 | 0.00 | 0.00 | 0.00 | 2,100.00 | 0.00 | 0.00 |
| Education Fund | 1113041002 | ART SUPPLIES S | 0.00 | 0.00 | 0.00 | 0.00 | 0.00 | 0.00 | 0.00 |
| Education Fund | 1113041102 | ART/COMP TECH SUPPLY | 0.00 | 0.00 | 0.00 | 0.00 | 0.00 | 0.00 | 0.00 |
| Education Fund | 1113041005 | ENGLISH/DRAMA | 1,744.00 | 664.50 | 14.00 | 0.00 | 584.45 | 1,145.55 | 65.69 |
| Education Fund | 1113041505 | ENGLISH/COMP TECH | 0.00 | 0.00 | 0.00 | 0.00 | 0.00 | 0.00 | 0.00 |
| Education Fund | 1113041005 | ENGLISH/DRAMA SUPPLY | 0.00 | 0.00 | 0.00 | 0.00 | 0.00 | 0.00 | 0.00 |
| Education Fund | 1113041505 | ENGLISH/COMP TECH SUP | 0.00 | 0.00 | 0.00 | 0.00 | 0.00 | 0.00 | 0.00 |
| Education Fund | 1113041006 | FOREIGN LANG SUPPLIES | 4,618.00 | 308.20 | 172.47 | 0.00 | 678.75 | 3,766.78 | 81.57 |
| Education Fund | 1113041106 | FOREIGN LANG/COMP | 0.00 | 0.00 | 0.00 | 0.00 | 0.00 | 0.00 | 0.00 |
| Education Fund | 1113041006 | FORN LANG SUPPLIES S | 0.00 | 0.00 | 0.00 | 0.00 | 0.00 | 0.00 | 0.00 |
| Education Fund | 1113041106 | FORN LANG COMP TECH S | 0.00 | 0.00 | 0.00 | 0.00 | 0.00 | 0.00 | 80 0.00 |
| Education Fund | 1113041011 | MATH SUPPLIES | 4,059.00 | 0.00 | 340.14 | 0.00 | 127.19 | 3,591.67 | 88.49 |
| Education Fund | 1113041211 | MATH/COMP TECH | 1,000.00 | 209.90 | 0.00 | 0.00 | 790.10 | 209.90 | 20.99 |
| Education Fund | 1113041011 | MATH SUPPLIES S | 0.00 | 0.00 | 0.00 | 0.00 | 0.00 | 0.00 | 0.00 |
| Education Fund | 1113041211 | MATH/COMP TECH SUP S | 0.00 | 0.00 | 0.00 | 0.00 | 0.00 | 0.00 | 0.00 |
| Education Fund | 1110041012 | BAND SUPPLIES | 6,520.00 | 699.77 | 817.66 | 478.17 | 3,555.71 | 1,668.46 | 25.59 |
| Education Fund | 1110041112 | CHORUS SUPPLIES | 6,000.00 | 283.52 | 963.20 | 0.00 | 4,104.00 | 932.80 | 15.55 |
| Education Fund | 1110041212 | STRINGS SUPPLIES | 1,000.00 | 0.00 | 0.00 | 0.00 | 861.11 | 138.89 | 13.89 |
| Education Fund | 1113041012 | BAND-CHORUS/COMP | 0.00 | 0.00 | 0.00 | 0.00 | 0.00 | 0.00 | 0.00 |
| Education Fund | 1110041012 | BAND SUPPLIES S | 0.00 | 0.00 | 0.00 | 0.00 | 0.00 | 0.00 | 0.00 |
| Education Fund | 1110041112 | GENERAL MUSIC | 2,775.00 | 0.00 | 0.00 | 0.00 | -20.17 | 2,795.17 | 100.73 |
| Education Fund | 1110041212 | STRINGS SUPPLIES S | 0.00 | 0.00 | 0.00 | 0.00 | 0.00 | 0.00 | 0.00 |
| Education Fund | 1113041012 | BAND-CHORUS/COMP | 0.00 | 0.00 | 0.00 | 0.00 | 0.00 | 0.00 | 0.00 |
| Education Fund | 1113041013 | NAT SCI SUPPLIES | 36,889.00 | -324.89 | 3,567.01 | 147.60 | 8,644.08 | 24,530.31 | 66.50 |

Expenditure Report

Fiscal Year: 2022-2023
Month: April

COUNTY OF GRUNDY SCHOOL DIST 111

| Fund Description | Account | Account Description | Revised Budget | MTD Activity | Encumbrance | Pending Activity | Available Funds | Year to Date Activity | Percent of Budget Used |
|------------------|------------|-----------------------|----------------|--------------|-------------|------------------|-----------------|-----------------------|------------------------|
| Education Fund | 1113041113 | NAT SCI/COMP TECH | 0.00 | 0.00 | 0.00 | 0.00 | 0.00 | 0.00 | 0.00 |
| Education Fund | 1113041013 | NAT SCI SUPPLIES S | 0.00 | 0.00 | 0.00 | 0.00 | 0.00 | 0.00 | 0.00 |
| Education Fund | 1113041113 | NAT SCI/COMP TECH S | 0.00 | 0.00 | 0.00 | 0.00 | 0.00 | 0.00 | 0.00 |
| Education Fund | 1113041015 | SOC SCI SUPPLIES | 5,000.00 | 415.41 | 2,216.17 | 121.27 | 1,104.48 | 1,558.08 | 31.16 |
| Education Fund | 1113041115 | SOC SCI/COMP TECH | 0.00 | 0.00 | 0.00 | 0.00 | 0.00 | 0.00 | 0.00 |
| Education Fund | 1113041015 | SOC SCI SUPPLIES S | 0.00 | 0.00 | 0.00 | 0.00 | 0.00 | 0.00 | 0.00 |
| Education Fund | 1113041115 | SCO SCI/COMP TECH S | 0.00 | 0.00 | 0.00 | 0.00 | 0.00 | 0.00 | 0.00 |
| Education Fund | 1113041021 | DRIVER ED SUPPLIES | 0.00 | 0.00 | 0.00 | 0.00 | -1,667.82 | 1,667.82 | 0.00 |
| Education Fund | 1113041050 | PHYS ED SUPPLIES | 29,443.00 | 5,485.65 | 488.10 | 0.00 | 4,576.34 | 24,378.56 | 82.80 |
| Education Fund | 1113041150 | PHYS ED COMP TECH | 0.00 | 0.00 | 0.00 | 0.00 | 0.00 | 0.00 | 0.00 |
| Education Fund | 1113041050 | PHS ED SUPPLIES S | 0.00 | 0.00 | 0.00 | 0.00 | 0.00 | 0.00 | 81 0.00 |
| Education Fund | 1113041150 | PHYS ED COMP TECH | 0.00 | 0.00 | 0.00 | 0.00 | 0.00 | 0.00 | 0.00 |
| Education Fund | 11130420 | GENERAL EDUC | 0.00 | 0.00 | 0.00 | 0.00 | 0.00 | 0.00 | 0.00 |
| Education Fund | 111304202 | GENERAL ED TEXTBOOKS | 0.00 | 0.00 | 0.00 | 0.00 | 0.00 | 0.00 | 0.00 |
| Education Fund | 1113042002 | ART TEXTBOOKS | 0.00 | 0.00 | 0.00 | 0.00 | 0.00 | 0.00 | 0.00 |
| Education Fund | 1113042002 | ART TEXTBOOKS S | 0.00 | 0.00 | 0.00 | 0.00 | 0.00 | 0.00 | 0.00 |
| Education Fund | 1113042005 | ENGLISH/DRAMA | 7,000.00 | 0.00 | 0.00 | 0.00 | 2,997.00 | 4,003.00 | 57.19 |
| Education Fund | 1113042005 | ENGLISH/DRAMA TEXTBKS | 0.00 | 274.80 | 0.00 | 0.00 | -3,793.90 | 3,793.90 | 0.00 |
| Education Fund | 1113042006 | FOREIGN LANG | 19,699.00 | 0.00 | 496.99 | 0.00 | 6,364.22 | 12,837.79 | 65.17 |
| Education Fund | 1113042006 | FORN LANG TEXTBOOKS S | 0.00 | 0.00 | 0.00 | 0.00 | 0.00 | 0.00 | 0.00 |
| Education Fund | 1113042011 | MATH TEXTBOOKS | 30,785.00 | 0.00 | 0.00 | 0.00 | 2,578.56 | 28,206.44 | 91.62 |
| Education Fund | 1113042011 | MATH TEXTBOOKS S | 0.00 | 0.00 | 0.00 | 0.00 | 0.00 | 0.00 | 0.00 |
| Education Fund | 1110042012 | BAND TEXTBOOKS | 0.00 | 0.00 | 0.00 | 0.00 | 0.00 | 0.00 | 0.00 |
| Education Fund | 1110042112 | MUSIC TEXTBOOKS | 1,640.00 | 0.00 | 0.00 | 0.00 | 1,640.00 | 0.00 | 0.00 |

Expenditure Report

Fiscal Year: 2022-2023
Month: April

COUNTY OF GRUNDY SCHOOL DIST 111

| Fund Description | Account | Account Description | Revised Budget | MTD Activity | Encumbrance | Pending Activity | Available Funds | Year to Date Activity | Percent of Budget Used |
|------------------|------------|-----------------------|----------------|--------------|-------------|------------------|-----------------|-----------------------|------------------------|
| Education Fund | 1110042212 | STRINGS TEXTBOOKS | 150.00 | 0.00 | 0.00 | 0.00 | 150.00 | 0.00 | 0.00 |
| Education Fund | 1110042012 | BAND TEXTBOOKS S | 0.00 | 0.00 | 0.00 | 0.00 | 0.00 | 0.00 | 0.00 |
| Education Fund | 1110042112 | CHORUS TEXTBOOKS S | 0.00 | 0.00 | 0.00 | 0.00 | 0.00 | 0.00 | 0.00 |
| Education Fund | 1110042212 | STRINGS TEXTBOOKS S | 0.00 | 0.00 | 0.00 | 0.00 | 0.00 | 0.00 | 0.00 |
| Education Fund | 1113042013 | NAT SCI TEXTBOOKS | 21,857.00 | 0.00 | 0.00 | 0.00 | 1,646.44 | 20,210.56 | 92.47 |
| Education Fund | 1113042013 | NAT SCI TEXTBOOKS S | 0.00 | 0.00 | 0.00 | 0.00 | 0.00 | 0.00 | 0.00 |
| Education Fund | 1113042015 | SOC SCI TEXTBOOKS | 23,920.00 | 0.00 | 0.00 | 0.00 | -34,292.70 | 58,212.70 | 243.36 |
| Education Fund | 1113042015 | SOC SCI TEXTBOOKS S | 0.00 | 0.00 | 0.00 | 0.00 | 0.00 | 0.00 | 0.00 |
| Education Fund | 1113042021 | DRIVER ED TEXTBOOKS | 0.00 | 0.00 | 0.00 | 0.00 | 0.00 | 0.00 | 0.00 |
| Education Fund | 1113042050 | PHYS ED TEXTBOOKS | 0.00 | 0.00 | 0.00 | 0.00 | -11,667.67 | 11,667.67 | 0.00 |
| Education Fund | 1113042050 | PHS ED TEXTBOOKS S | 0.00 | 0.00 | 0.00 | 0.00 | 0.00 | 0.00 | 82 0.00 |
| Education Fund | 1113043002 | ART PERIODICALS | 0.00 | 0.00 | 0.00 | 0.00 | 0.00 | 0.00 | 0.00 |
| Education Fund | 1113043002 | ART PERIODICALS S | 0.00 | 0.00 | 0.00 | 0.00 | 0.00 | 0.00 | 0.00 |
| Education Fund | 1113043005 | ENGLISH PERIODICALS | 1,772.00 | 0.00 | 0.00 | 0.00 | 1,772.00 | 0.00 | 0.00 |
| Education Fund | 1113043005 | ENGLISH PERIODICALS S | 0.00 | 0.00 | 0.00 | 0.00 | 0.00 | 0.00 | 0.00 |
| Education Fund | 1113043015 | SOC SCI PERIODICALS | 0.00 | 0.00 | 0.00 | 0.00 | 0.00 | 0.00 | 0.00 |
| Education Fund | 1113043015 | SOC SCI PERIODICALS S | 0.00 | 0.00 | 0.00 | 0.00 | 0.00 | 0.00 | 0.00 |
| Education Fund | 1113043050 | PHYS ED PERIODICALS | 0.00 | 0.00 | 0.00 | 0.00 | 0.00 | 0.00 | 0.00 |
| Education Fund | 1113043050 | PHYS ED PERIODICALS S | 0.00 | 0.00 | 0.00 | 0.00 | 0.00 | 0.00 | 0.00 |
| Education Fund | 1113049002 | ART VIDEO/SOFTWARE | 0.00 | 0.00 | 0.00 | 0.00 | 0.00 | 0.00 | 0.00 |
| Education Fund | 1113049002 | ART VIDEO/SOFTWARE S | 0.00 | 0.00 | 0.00 | 0.00 | 0.00 | 0.00 | 0.00 |
| Education Fund | 1113049005 | ENGLISH | 0.00 | 0.00 | 0.00 | 0.00 | 0.00 | 0.00 | 0.00 |
| Education Fund | 1113049005 | ENGLISH | 0.00 | 0.00 | 0.00 | 0.00 | 0.00 | 0.00 | 0.00 |
| Education Fund | 1113049006 | FOREIGN LANG | 0.00 | 0.00 | 0.00 | 0.00 | 0.00 | 0.00 | 0.00 |

Expenditure Report

Fiscal Year: 2022-2023
Month: April

COUNTY OF GRUNDY SCHOOL DIST 111

| Fund Description | Account | Account Description | Revised Budget | MTD Activity | Encumbrance | Pending Activity | Available Funds | Year to Date Activity | Percent of Budget Used |
|------------------|------------|-----------------------|----------------|--------------|-------------|------------------|-----------------|-----------------------|------------------------|
| Education Fund | 1113049006 | FORN LANG | 0.00 | 0.00 | 0.00 | 0.00 | 0.00 | 0.00 | 0.00 |
| Education Fund | 1113049011 | MATH VIDEO/SOFTWARE | 480.00 | 0.00 | 0.00 | 0.00 | 480.00 | 0.00 | 0.00 |
| Education Fund | 1113049011 | MATH VIDEO/SOFTWARE S | 0.00 | 0.00 | 0.00 | 0.00 | 0.00 | 0.00 | 0.00 |
| Education Fund | 1110049112 | BAND VIDEO/SOFTWARE | 0.00 | 0.00 | 0.00 | 0.00 | 0.00 | 0.00 | 0.00 |
| Education Fund | 1110049212 | CHORUS | 0.00 | 0.00 | 0.00 | 0.00 | 0.00 | 0.00 | 0.00 |
| Education Fund | 1110049312 | STRINGS | 0.00 | 0.00 | 0.00 | 0.00 | 0.00 | 0.00 | 0.00 |
| Education Fund | 1110049112 | BAND VIDEO/SOFTWARE S | 0.00 | 0.00 | 0.00 | 0.00 | 0.00 | 0.00 | 0.00 |
| Education Fund | 1110049212 | CHORUS | 0.00 | 0.00 | 0.00 | 0.00 | 0.00 | 0.00 | 0.00 |
| Education Fund | 1110049312 | STRINGS | 0.00 | 0.00 | 0.00 | 0.00 | 0.00 | 0.00 | 0.00 |
| Education Fund | 1113049013 | NAT SCI | 8,000.00 | 0.00 | 0.00 | 0.00 | 38.01 | 7,961.99 | 99.52 |
| Education Fund | 1113049013 | NAT SCI | 0.00 | 0.00 | 0.00 | 0.00 | 0.00 | 0.00 | 83 0.00 |
| Education Fund | 1113049015 | SOC SCI | 0.00 | 0.00 | 0.00 | 0.00 | 0.00 | 0.00 | 0.00 |
| Education Fund | 1113049015 | SOC SCI | 0.00 | 0.00 | 0.00 | 0.00 | 0.00 | 0.00 | 0.00 |
| Education Fund | 1113049021 | DRIVER ED | 0.00 | 0.00 | 0.00 | 0.00 | 0.00 | 0.00 | 0.00 |
| Education Fund | 1113049050 | PE/HEALTH | 0.00 | 0.00 | 0.00 | 0.00 | 0.00 | 0.00 | 0.00 |
| Education Fund | 1113049050 | PHYS ED | 0.00 | 0.00 | 0.00 | 0.00 | 0.00 | 0.00 | 0.00 |
| Education Fund | 1113054002 | ART EQUIPMENT | 10,000.00 | 0.00 | 0.00 | 0.00 | -2,757.89 | 12,757.89 | 127.58 |
| Education Fund | 1113054002 | ART EQUIPMENT S | 0.00 | 0.00 | 0.00 | 0.00 | 0.00 | 0.00 | 0.00 |
| Education Fund | 1113054005 | ENGLISH EQUIPMENT | 0.00 | 0.00 | 0.00 | 0.00 | 0.00 | 0.00 | 0.00 |
| Education Fund | 1113054005 | ENGLISH EQUIPMENT S | 0.00 | 0.00 | 0.00 | 0.00 | 0.00 | 0.00 | 0.00 |
| Education Fund | 1113054006 | FOREIGN LANG | 0.00 | 0.00 | 0.00 | 0.00 | 0.00 | 0.00 | 0.00 |
| Education Fund | 1113054006 | FORN LANG EQUIPMENT S | 0.00 | 0.00 | 0.00 | 0.00 | 0.00 | 0.00 | 0.00 |
| Education Fund | 1113054011 | MATH EQUIPMENT | 0.00 | 0.00 | 0.00 | 0.00 | 0.00 | 0.00 | 0.00 |
| Education Fund | 1113054011 | MATH EQUIPMENT S | 0.00 | 0.00 | 0.00 | 0.00 | 0.00 | 0.00 | 0.00 |

Expenditure Report

Fiscal Year: 2022-2023
Month: April

COUNTY OF GRUNDY SCHOOL DIST 111

| Fund Description | Account | Account Description | Revised Budget | MTD Activity | Encumbrance | Pending Activity | Available Funds | Year to Date Activity | Percent of Budget Used |
|------------------|------------|-----------------------|----------------|--------------|-------------|------------------|-----------------|-----------------------|------------------------|
| Education Fund | 1110054012 | BAND EQUIPMENT | 19,240.00 | 0.00 | 0.00 | 1,339.79 | 4,802.07 | 13,098.14 | 68.08 |
| Education Fund | 1110054112 | CHORUS EQUIPMENT | 0.00 | 0.00 | 0.00 | 0.00 | 0.00 | 0.00 | 0.00 |
| Education Fund | 1110054212 | STRINGS EQUIPMENT | 0.00 | 0.00 | 0.00 | 0.00 | 0.00 | 0.00 | 0.00 |
| Education Fund | 1110054012 | BAND EQUIPMENT S | 0.00 | 0.00 | 0.00 | 0.00 | 0.00 | 0.00 | 0.00 |
| Education Fund | 1110054112 | CHORUS EQUIPMENT S | 0.00 | 0.00 | 0.00 | 0.00 | 0.00 | 0.00 | 0.00 |
| Education Fund | 1110054212 | STRINGS EQUIPMENT S | 0.00 | 0.00 | 0.00 | 0.00 | 0.00 | 0.00 | 0.00 |
| Education Fund | 1113054013 | NAT SCI EQUIPMENT | 0.00 | 0.00 | 0.00 | 0.00 | 0.00 | 0.00 | 0.00 |
| Education Fund | 1113054013 | NAT SCI EQUIPMENT S | 0.00 | 0.00 | 0.00 | 0.00 | 0.00 | 0.00 | 0.00 |
| Education Fund | 1113054015 | SOC SCI EQUIPMENT | 0.00 | 0.00 | 0.00 | 0.00 | 0.00 | 0.00 | 0.00 |
| Education Fund | 1113054015 | SOC SCI EQUIPMENT S | 0.00 | 0.00 | 0.00 | 0.00 | 0.00 | 0.00 | 0.00 |
| Education Fund | 1113054021 | DRIVER ED EQUIPMENT | 0.00 | 0.00 | 0.00 | 0.00 | 0.00 | 0.00 | 84 0.00 |
| Education Fund | 1113054050 | PHYS ED EQUIPMENT | 0.00 | 0.00 | 0.00 | 0.00 | 0.00 | 0.00 | 0.00 |
| Education Fund | 1113054050 | PHYS ED EQUIPMENT S | 0.00 | 0.00 | 0.00 | 0.00 | 0.00 | 0.00 | 0.00 |
| Education Fund | 1113055021 | DRIVER ED VEHICLES | 0.00 | 0.00 | 0.00 | 0.00 | 0.00 | 0.00 | 0.00 |
| Education Fund | 11130642 | JJC TUITION | 0.00 | 0.00 | 0.00 | 0.00 | 0.00 | 0.00 | 0.00 |
| Education Fund | 1113064002 | ART DUES/FEES/LIT | 0.00 | 0.00 | 0.00 | 0.00 | 0.00 | 0.00 | 0.00 |
| Education Fund | 1113064005 | ENGLISH DUES/FEES | 0.00 | 0.00 | 0.00 | 0.00 | 0.00 | 0.00 | 0.00 |
| Education Fund | 1113064005 | ENGLISH DUES/FEES/LIT | 0.00 | 0.00 | 0.00 | 0.00 | 0.00 | 0.00 | 0.00 |
| Education Fund | 1113064006 | FOREIGN LANG | 0.00 | 0.00 | 0.00 | 0.00 | 0.00 | 0.00 | 0.00 |
| Education Fund | 1113064006 | FORN LANG | 0.00 | 0.00 | 0.00 | 0.00 | 0.00 | 0.00 | 0.00 |
| Education Fund | 1113064011 | MATH DUES & FEES | 0.00 | 0.00 | 0.00 | 0.00 | 0.00 | 0.00 | 0.00 |
| Education Fund | 1113064011 | MATH DUES/FEES/LIT S | 0.00 | 0.00 | 0.00 | 0.00 | 0.00 | 0.00 | 0.00 |
| Education Fund | 1110064012 | BAND CLINICS | 1,500.00 | 0.00 | 0.00 | 0.00 | 1,500.00 | 0.00 | 0.00 |
| Education Fund | 1110064112 | CHORUS CLINICS | 1,500.00 | 370.00 | 0.00 | 0.00 | 1,130.00 | 370.00 | 24.67 |

Expenditure Report

Fiscal Year: 2022-2023
Month: April

COUNTY OF GRUNDY SCHOOL DIST 111

| Fund Description | Account | Account Description | Revised Budget | MTD Activity | Encumbrance | Pending Activity | Available Funds | Year to Date Activity | Percent of Budget Used |
|------------------|------------|-------------------------|----------------|--------------|-------------|------------------|-----------------|-----------------------|------------------------|
| Education Fund | 1110064212 | STRINGS CLINICS | 0.00 | 0.00 | 0.00 | 0.00 | 0.00 | 0.00 | 0.00 |
| Education Fund | 1110064312 | BAND ENTRY FEES | 5,585.00 | 1,500.00 | 750.00 | 24.00 | 1,377.00 | 3,434.00 | 61.49 |
| Education Fund | 1110064412 | CHORUS ENTRY FEES | 1,650.00 | 0.00 | 17.70 | 0.00 | 199.40 | 1,432.90 | 86.84 |
| Education Fund | 1110064512 | STRINGS ENTRY FEES | 300.00 | 0.00 | 0.00 | 0.00 | 300.00 | 0.00 | 0.00 |
| Education Fund | 1110064012 | BAND CLINICS S | 0.00 | 0.00 | 0.00 | 0.00 | 0.00 | 0.00 | 0.00 |
| Education Fund | 1110064112 | CHORUS CLINICS S | 0.00 | 0.00 | 0.00 | 0.00 | 0.00 | 0.00 | 0.00 |
| Education Fund | 1110064212 | STRINGS CLINICS S | 0.00 | 0.00 | 0.00 | 0.00 | 0.00 | 0.00 | 0.00 |
| Education Fund | 1110064312 | BAND ENTRY FEES S | 0.00 | 0.00 | 0.00 | 0.00 | 0.00 | 0.00 | 0.00 |
| Education Fund | 1110064412 | CHORUS ENTRY FEES S | 0.00 | 0.00 | 0.00 | 0.00 | 0.00 | 0.00 | 0.00 |
| Education Fund | 1110064512 | STRINGS ENTRY FEES S | 0.00 | 0.00 | 0.00 | 0.00 | 0.00 | 0.00 | 0.00 |
| Education Fund | 1113064013 | NAT SCI DUES/FEES/LIT | 0.00 | 0.00 | 0.00 | 0.00 | 0.00 | 0.00 | 85 0.00 |
| Education Fund | 1113064113 | SCIENCE FIELD TRIP | 0.00 | 0.00 | 0.00 | 0.00 | 0.00 | 0.00 | 0.00 |
| Education Fund | 1113064013 | NAT SCI DUES/FEES/LIT S | 0.00 | 0.00 | 0.00 | 0.00 | 0.00 | 0.00 | 0.00 |
| Education Fund | 1113064015 | SOC SCI DUES/FEES/LIT | 0.00 | 0.00 | 0.00 | 0.00 | 0.00 | 0.00 | 0.00 |
| Education Fund | 1113064015 | SOC SCI DUES/FEES/LIT S | 0.00 | 0.00 | 0.00 | 0.00 | 0.00 | 0.00 | 0.00 |
| Education Fund | 1113064021 | DRIVER ED DUES/FEES/LIT | 0.00 | 0.00 | 0.00 | 0.00 | 0.00 | 0.00 | 0.00 |
| Education Fund | 1113064050 | PHYS ED DUES/FEES/LIT | 0.00 | 0.00 | 0.00 | 0.00 | 0.00 | 0.00 | 0.00 |
| Education Fund | 1113064050 | PHYS ED DUES/FEES/LIT S | 0.00 | 0.00 | 0.00 | 0.00 | 0.00 | 0.00 | 0.00 |
| Education Fund | 11130800 | HOMEBOUND/HOP REG ED | 0.00 | 0.00 | 0.00 | 0.00 | 0.00 | 0.00 | 0.00 |
| Education Fund | 11130690 | REFUND ACCOUNT | 0.00 | 0.00 | 0.00 | 0.00 | 0.00 | 0.00 | 0.00 |
| Education Fund | 11200110 | SPECIAL ED SALARY | 1,281,329.00 | 102,028.50 | 0.00 | 0.00 | 258,618.57 | 1,022,710.43 | 79.82 |
| Education Fund | 11200111 | SPECIAL ED AIDES | 0.00 | 0.00 | 0.00 | 0.00 | 0.00 | 0.00 | 0.00 |
| Education Fund | 11200112 | IDEA PART B SP ED | 136,818.00 | 9,557.08 | 0.00 | 0.00 | 42,976.00 | 93,842.00 | 68.59 |
| Education Fund | 11200113 | IDEA PART B SP ED | 38,688.00 | 3,224.00 | 0.00 | 0.00 | 6,448.00 | 32,240.00 | 83.33 |

Expenditure Report

Fiscal Year: 2022-2023
Month: April

COUNTY OF GRUNDY SCHOOL DIST 111

| Fund Description | Account | Account Description | Revised Budget | MTD Activity | Encumbrance | Pending Activity | Available Funds | Year to Date Activity | Percent of Budget Used |
|------------------|----------|-----------------------|----------------|--------------|-------------|------------------|-----------------|-----------------------|------------------------|
| Education Fund | 11200114 | IDEA PART B SP ED | 0.00 | 0.00 | 0.00 | 0.00 | 0.00 | 0.00 | 0.00 |
| Education Fund | | IDEA SALARIES - ARP | 0.00 | 0.00 | 0.00 | 0.00 | -538.20 | 538.20 | 0.00 |
| Education Fund | 11200211 | SPECIAL ED TRS | 153,796.64 | 12,246.41 | 0.00 | 0.00 | 31,041.57 | 122,755.07 | 79.82 |
| Education Fund | | 10 E 1200 2110 00 300 | 0.00 | 0.00 | 0.00 | 0.00 | -64.60 | 64.60 | 0.00 |
| Education Fund | 11200222 | SPECIAL ED INSURANCE | 395,462.51 | 29,853.60 | 0.00 | 0.00 | 130,758.91 | 264,703.60 | 66.94 |
| Education Fund | | SPECIAL ED AIDES INS | 0.00 | 0.00 | 0.00 | 0.00 | 0.00 | 0.00 | 0.00 |
| Education Fund | | IDEA PART B SP ED | 10,792.78 | 2,696.64 | 0.00 | 0.00 | -9,855.03 | 20,647.81 | 191.31 |
| Education Fund | | IDEA PART B SP ED | 9,372.00 | 866.00 | 0.00 | 0.00 | 1,648.00 | 7,724.00 | 82.42 |
| Education Fund | 11200223 | IDEA PART B SP ED | 0.00 | 0.00 | 0.00 | 0.00 | 0.00 | 0.00 | 0.00 |
| Education Fund | | SPEC ED DENTAL INS | 10,880.90 | 680.04 | 0.00 | 0.00 | 3,955.16 | 6,925.74 | 63.65 |
| Education Fund | | IDEA SEC DENTAL INS | 492.23 | 37.78 | 0.00 | 0.00 | 114.43 | 377.80 | 86 76.75 |
| Education Fund | 11200300 | SPECIAL ED PURCHASE | 5,000.00 | 0.00 | 0.00 | 0.00 | -4,417.20 | 9,417.20 | 188.34 |
| Education Fund | 11200301 | IDEA GRANT PURCHASE | 0.00 | 40.94 | 0.00 | 7,076.53 | -15,474.04 | 8,397.51 | 0.00 |
| Education Fund | 11200311 | COOP HOUSING ASSESS | 0.00 | 0.00 | 0.00 | 0.00 | 0.00 | 0.00 | 0.00 |
| Education Fund | 11200312 | COOP ADMIN ASSESS | 0.00 | 0.00 | 0.00 | 0.00 | 0.00 | 0.00 | 0.00 |
| Education Fund | | ARP - IDEA PURCHASE | 0.00 | 0.00 | 0.00 | 0.00 | -1,272.85 | 1,272.85 | 0.00 |
| Education Fund | 11200410 | SPECIAL ED SUPPLIES | 3,500.00 | -160.01 | 0.00 | 0.00 | 3,122.43 | 377.57 | 10.79 |
| Education Fund | 11200411 | SPECIAL ED COMP TECH | 0.00 | 0.00 | 0.00 | 0.00 | 0.00 | 0.00 | 0.00 |
| Education Fund | 11200412 | IDEA PART B SP ED | 0.00 | 4,895.60 | 3,508.44 | 8,984.03 | -24,710.78 | 12,218.31 | 0.00 |
| Education Fund | | ARP - IDEA SUPPLIES | 0.00 | 220.15 | 149.99 | 0.00 | -370.14 | 220.15 | 0.00 |
| Education Fund | 11200420 | SPECIAL ED TEXTBOOKS | 0.00 | 0.00 | 0.00 | 0.00 | 0.00 | 0.00 | 0.00 |
| Education Fund | 11200490 | SPECIAL ED | 0.00 | 0.00 | 0.00 | 0.00 | 0.00 | 0.00 | 0.00 |
| Education Fund | 11200500 | IDEA PART B SP ED | 0.00 | 0.00 | 28,100.10 | 0.00 | -28,123.48 | 23.38 | 0.00 |
| Education Fund | | ARP - IDEA EQUIPMENT | 0.00 | 4,286.08 | 36,567.17 | 0.00 | -46,801.59 | 10,234.42 | 0.00 |

Expenditure Report

Fiscal Year: 2022-2023
Month: April

COUNTY OF GRUNDY SCHOOL DIST 111

| Fund Description | Account | Account Description | Revised Budget | MTD Activity | Encumbrance | Pending Activity | Available Funds | Year to Date Activity | Percent of Budget Used |
|------------------|------------|-------------------------|----------------|--------------|-------------|------------------|-----------------|-----------------------|------------------------|
| Education Fund | 11200641 | SPECIAL ED - OTHER | 0.00 | 0.00 | 0.00 | 0.00 | 3,261.00 | -3,261.00 | 0.00 |
| Education Fund | 11200640 | SPECIAL ED | 0.00 | 0.00 | 0.00 | 0.00 | 0.00 | 0.00 | 0.00 |
| Education Fund | 11200800 | COOP TUITION | 0.00 | 0.00 | 0.00 | 0.00 | 0.00 | 0.00 | 0.00 |
| Education Fund | 11200801 | OUT OF DIST TUITION | 0.00 | 0.00 | 0.00 | 0.00 | 0.00 | 0.00 | 0.00 |
| Education Fund | 11200802 | COOP HOMEBOUND/HOSP | 0.00 | 4,674.68 | 0.00 | 320.00 | -57,317.30 | 56,997.30 | 0.00 |
| Education Fund | 11250211 | COOP TRS | 0.00 | 0.00 | 0.00 | 0.00 | 0.00 | 0.00 | 0.00 |
| Education Fund | 11250311 | COOP HOUSING ASSESS | 0.00 | 0.00 | 0.00 | 0.00 | 0.00 | 0.00 | 0.00 |
| Education Fund | 11250312 | COOP ADMN ASSESS | 0.00 | 0.00 | 0.00 | 0.00 | 0.00 | 0.00 | 0.00 |
| Education Fund | 11250800 | COOP TUITION | 0.00 | 0.00 | 0.00 | 0.00 | 0.00 | 0.00 | 0.00 |
| Education Fund | 11250801 | OUT OF DIST TUITION | 0.00 | 0.00 | 0.00 | 0.00 | 0.00 | 0.00 | 0.00 |
| Education Fund | 11250802 | COOP HOMEBOUND/HOSP | 0.00 | 0.00 | 0.00 | 0.00 | 0.00 | 0.00 | 87 0.00 |
| Education Fund | 1140041011 | CTE SALARY | 297,357.16 | 24,902.98 | 0.00 | 0.00 | 48,410.65 | 248,946.51 | 83.72 |
| Education Fund | 1140011010 | INDUSTRIAL TECH SALARY | 240,610.00 | 19,855.94 | 0.00 | 0.00 | 39,515.00 | 201,095.00 | 83.58 |
| Education Fund | 11400211 | CTE TRS | 35,691.48 | 2,989.08 | 0.00 | 0.00 | 5,942.67 | 29,748.81 | 83.35 |
| Education Fund | 1140021110 | INDUSTRIAL TECH TRS | 28,880.18 | 2,383.29 | 0.00 | 0.00 | 7,015.50 | 21,864.68 | 75.71 |
| Education Fund | 1140021111 | CTE TRS | 0.00 | 0.00 | 0.00 | 0.00 | 0.00 | 0.00 | 0.00 |
| Education Fund | 10-1400- | CTE GROUP INS | 84,744.08 | 8,232.42 | 0.00 | 0.00 | 11,391.08 | 73,353.00 | 86.56 |
| Education Fund | 1140022210 | IND TECH GROUP INS | 87,722.94 | 7,293.76 | 0.00 | 0.00 | 24,857.66 | 62,865.28 | 71.66 |
| Education Fund | | CTE DENTAL INS | 1,923.72 | 151.12 | 0.00 | 0.00 | 412.52 | 1,511.20 | 78.56 |
| Education Fund | | IND TECH DENTAL INS | 1,788.37 | 151.12 | 0.00 | 0.00 | 390.51 | 1,397.86 | 78.16 |
| Education Fund | 1140032310 | IND TECH REPAIR/MAINT | 10,500.00 | 2,095.13 | 272.00 | 0.00 | 7,932.08 | 2,295.92 | 21.87 |
| Education Fund | 1140032310 | IND TECH REPAIR/MAINT S | 0.00 | 0.00 | 0.00 | 0.00 | 0.00 | 0.00 | 0.00 |
| Education Fund | 1140041032 | CTEIG SUPPLIES | 0.00 | 0.00 | 0.00 | 0.00 | 0.00 | 0.00 | 0.00 |
| Education Fund | 11400410 | VOC ED GRANT SUPPLIES | 0.00 | 0.00 | 0.00 | 0.00 | 0.00 | 0.00 | 0.00 |

Expenditure Report

Fiscal Year: 2022-2023
Month: April

COUNTY OF GRUNDY SCHOOL DIST 111

| Fund Description | Account | Account Description | Revised Budget | MTD Activity | Encumbrance | Pending Activity | Available Funds | Year to Date Activity | Percent of Budget Used |
|------------------|------------|------------------------|----------------|--------------|-------------|------------------|-----------------|-----------------------|------------------------|
| Education Fund | 1140041010 | IND ARTS COMP TECH | 0.00 | 0.00 | 0.00 | 0.00 | 0.00 | 0.00 | 0.00 |
| Education Fund | 1140041110 | IND TECH SUPPLIES | 76,800.00 | 1,936.92 | 2,436.63 | 133.95 | 8,779.24 | 65,450.18 | 85.22 |
| Education Fund | 1140041210 | ECO LAB GRANT | 0.00 | 0.00 | 0.00 | 0.00 | 0.00 | 0.00 | 0.00 |
| Education Fund | 1140041010 | IND TECH/COMP TECH S | 0.00 | 0.00 | 0.00 | 0.00 | 0.00 | 0.00 | 0.00 |
| Education Fund | 1140041110 | IND TECH SUPPLIES S | 0.00 | 2,450.85 | 0.00 | 0.00 | -10,327.50 | 10,327.50 | 0.00 |
| Education Fund | 1140042010 | IND TECH TEXTBOOKS | 0.00 | 0.00 | 0.00 | 0.00 | 0.00 | 0.00 | 0.00 |
| Education Fund | 1140042010 | IND TECH TEXTBOOKS S | 0.00 | 0.00 | 0.00 | 0.00 | 0.00 | 0.00 | 0.00 |
| Education Fund | 11400490 | IND TECH | 0.00 | 0.00 | 0.00 | 0.00 | 0.00 | 0.00 | 0.00 |
| Education Fund | 114004902 | IND TECH | 0.00 | 0.00 | 0.00 | 0.00 | 0.00 | 0.00 | 0.00 |
| Education Fund | 1140054010 | IND TECH EQUIPMENT | 0.00 | 0.00 | 0.00 | 0.00 | 0.00 | 0.00 | 0.00 |
| Education Fund | 1140054010 | IND TECH EQUIPMENT S | 0.00 | 0.00 | 0.00 | 0.00 | 0.00 | 0.00 | 88 0.00 |
| Education Fund | 11400640 | IND TECH DUES/FEES/LIT | 3,200.00 | 0.00 | 0.00 | 0.00 | -1,050.00 | 4,250.00 | 132.81 |
| Education Fund | 114006402 | IND TECH DUES/FEES/LIT | 0.00 | 0.00 | 0.00 | 0.00 | 0.00 | 0.00 | 0.00 |
| Education Fund | 11459800 | GAVC TUITION | 0.00 | 0.00 | 0.00 | 0.00 | 0.00 | 0.00 | 0.00 |
| Education Fund | 1140111001 | AG SALARY | 251,762.30 | 20,980.18 | 0.00 | 0.00 | 43,810.44 | 207,951.86 | 82.60 |
| Education Fund | 1140121101 | AG TRS | 30,218.78 | 2,518.22 | 0.00 | 0.00 | 5,258.60 | 24,960.18 | 82.60 |
| Education Fund | 1140122201 | AG GROUP INS | 39,120.84 | 3,620.78 | 0.00 | 0.00 | 6,855.52 | 32,265.32 | 82.48 |
| Education Fund | | AG DENTAL INS | 983.91 | 75.56 | 0.00 | 0.00 | 228.31 | 755.60 | 76.80 |
| Education Fund | 1140130001 | AG CONTRACT SERV | 0.00 | 0.00 | 0.00 | 0.00 | 0.00 | 0.00 | 0.00 |
| Education Fund | 1140130001 | AG CONT SERVICE S | 0.00 | 0.00 | 0.00 | 0.00 | 0.00 | 0.00 | 0.00 |
| Education Fund | 1140139001 | AG GRANT PUR SERV | 0.00 | 0.00 | 0.00 | 0.00 | 0.00 | 0.00 | 0.00 |
| Education Fund | 1140140001 | AG RESALE SUPPLIES | 0.00 | 0.00 | 0.00 | 0.00 | 0.00 | 0.00 | 0.00 |
| Education Fund | 1140141001 | AG SUPPLIES | 22,500.00 | 2,062.54 | 268.74 | 169.52 | 10,005.89 | 12,055.85 | 53.58 |
| Education Fund | 1140141101 | AG COMP TECH SUPPLIES | 0.00 | 0.00 | 0.00 | 0.00 | 0.00 | 0.00 | 0.00 |

Expenditure Report

Fiscal Year: 2022-2023
Month: April

COUNTY OF GRUNDY SCHOOL DIST 111

| Fund Description | Account | Account Description | Revised Budget | MTD Activity | Encumbrance | Pending Activity | Available Funds | Year to Date Activity | Percent of Budget Used |
|------------------|------------|------------------------|----------------|--------------|-------------|------------------|-----------------|-----------------------|------------------------|
| Education Fund | 1140141001 | AG SUPPLIES S | 0.00 | 0.00 | 0.00 | 0.00 | 0.00 | 0.00 | 0.00 |
| Education Fund | 1140141101 | AG/COMP TECH SUPPLIES | 0.00 | 0.00 | 0.00 | 0.00 | 0.00 | 0.00 | 0.00 |
| Education Fund | 1140142001 | AG TEXTBOOKS | 0.00 | 0.00 | 0.00 | 0.00 | 0.00 | 0.00 | 0.00 |
| Education Fund | 1140142001 | AG TEXTBOOKS S | 0.00 | 0.00 | 0.00 | 0.00 | 0.00 | 0.00 | 0.00 |
| Education Fund | 11401430 | AG PERIODICALS | 0.00 | 0.00 | 0.00 | 0.00 | 0.00 | 0.00 | 0.00 |
| Education Fund | 114014302 | AG PERIODICALS S | 0.00 | 0.00 | 0.00 | 0.00 | 0.00 | 0.00 | 0.00 |
| Education Fund | 11401490 | AG VIDEO/SOFTWARE | 0.00 | 0.00 | 0.00 | 0.00 | 0.00 | 0.00 | 0.00 |
| Education Fund | 114014902 | AG VIDEO/SOFTWARE S | 0.00 | 0.00 | 0.00 | 0.00 | 0.00 | 0.00 | 0.00 |
| Education Fund | 1140150001 | AG GRANT EQUIPMENT | 0.00 | 0.00 | 0.00 | 0.00 | 0.00 | 0.00 | 0.00 |
| Education Fund | 1140154001 | AG EQUIPMENT | 0.00 | 0.00 | 0.00 | 0.00 | 0.00 | 0.00 | 0.00 |
| Education Fund | 1140154001 | AG EQUIPMENT S | 0.00 | 0.00 | 0.00 | 0.00 | 0.00 | 0.00 | 89 0.00 |
| Education Fund | 1140164001 | AG DUES/FEES/LIT | 1,235.00 | 0.00 | 0.00 | 0.00 | 995.00 | 240.00 | 19.43 |
| Education Fund | 1140164001 | AG DUES/FEES/LIT S | 0.00 | 0.00 | 0.00 | 0.00 | 0.00 | 0.00 | 0.00 |
| Education Fund | 1140711003 | BUSINESS ED SALARY | 230,160.00 | 19,560.92 | 0.00 | 0.00 | 36,070.10 | 194,089.90 | 84.33 |
| Education Fund | 1140721103 | BUSINESS ED TRS | 27,733.90 | 2,347.86 | 0.00 | 0.00 | 4,437.64 | 23,296.26 | 84.00 |
| Education Fund | 1140722203 | BUSINESS ED GROUP INS | 66,449.49 | 6,569.72 | 0.00 | 0.00 | 8,123.16 | 58,326.33 | 87.78 |
| Education Fund | | BUSINESS ED DENTAL INS | 1,448.59 | 113.34 | 0.00 | 0.00 | 318.58 | 1,130.01 | 78.01 |
| Education Fund | 1140730003 | BUSINESS ED PURCHASE | 2,400.00 | 3,113.00 | 0.00 | 0.00 | -713.00 | 3,113.00 | 129.71 |
| Education Fund | 1140731003 | TREES CETI GRANT | 0.00 | 0.00 | 0.00 | 0.00 | 0.00 | 0.00 | 0.00 |
| Education Fund | 1140732303 | BUSINESS ED | 0.00 | 0.00 | 0.00 | 0.00 | 0.00 | 0.00 | 0.00 |
| Education Fund | 1140732303 | BUSINESS ED | 0.00 | 0.00 | 0.00 | 0.00 | 0.00 | 0.00 | 0.00 |
| Education Fund | 1140741003 | BUSINESS ED SUPPLIES | 3,500.00 | 0.00 | 0.00 | 0.00 | 6,500.00 | -3,000.00 | -85.71 |
| Education Fund | 1140741103 | BUSINESS ED COMP TECH | 0.00 | 0.00 | 0.00 | 0.00 | 0.00 | 0.00 | 0.00 |
| Education Fund | 1140741003 | BUSINESS ED SUPPLIES S | 0.00 | 0.00 | 0.00 | 0.00 | 0.00 | 0.00 | 0.00 |

Expenditure Report

Fiscal Year: 2022-2023
Month: April

COUNTY OF GRUNDY SCHOOL DIST 111

| Fund Description | Account | Account Description | Revised Budget | MTD Activity | Encumbrance | Pending Activity | Available Funds | Year to Date Activity | Percent of Budget Used |
|------------------|------------|------------------------|----------------|--------------|-------------|------------------|-----------------|-----------------------|------------------------|
| Education Fund | 1140741103 | BUSINESS ED/COMP TECH | 0.00 | 0.00 | 0.00 | 0.00 | 0.00 | 0.00 | 0.00 |
| Education Fund | 1140742003 | BUSINESS ED TEXTBOOKS | 0.00 | 0.00 | 0.00 | 0.00 | 0.00 | 0.00 | 0.00 |
| Education Fund | 1140742003 | BUSINESS ED TEXTBOOKS | 0.00 | 0.00 | 0.00 | 0.00 | 0.00 | 0.00 | 0.00 |
| Education Fund | 11407430 | BUSINESS ED | 0.00 | 0.00 | 0.00 | 0.00 | 0.00 | 0.00 | 0.00 |
| Education Fund | 114074302 | BUSINESS ED | 0.00 | 0.00 | 0.00 | 0.00 | 0.00 | 0.00 | 0.00 |
| Education Fund | 1140749003 | BUSINESS ED | 23,852.00 | 0.00 | 0.00 | 0.00 | 5,772.43 | 18,079.57 | 75.80 |
| Education Fund | 1140749003 | BUSINESS ED | 0.00 | 0.00 | 0.00 | 0.00 | 0.00 | 0.00 | 0.00 |
| Education Fund | 1140754003 | BUSINESS ED EQUIPMENT | 0.00 | 0.00 | 0.00 | 0.00 | 0.00 | 0.00 | 0.00 |
| Education Fund | 1140754003 | BUSINESS ED EQUIPMENT | 0.00 | 0.00 | 0.00 | 0.00 | 0.00 | 0.00 | 0.00 |
| Education Fund | 1140764003 | BUSINESS ED | 0.00 | 0.00 | 0.00 | 0.00 | 0.00 | 0.00 | 0.00 |
| Education Fund | 1140764003 | BUSINESS ED | 0.00 | 0.00 | 0.00 | 0.00 | 0.00 | 0.00 | 90 0.00 |
| Education Fund | 11410110 | VIDEO EDIT SALARY | 0.00 | 0.00 | 0.00 | 0.00 | 0.00 | 0.00 | 0.00 |
| Education Fund | 11410211 | VIDEO EDIT TRS | 0.00 | 0.00 | 0.00 | 0.00 | 0.00 | 0.00 | 0.00 |
| Education Fund | 11410222 | VIDEO EDIT GROUP INS | 0.00 | 0.00 | 0.00 | 0.00 | 0.00 | 0.00 | 0.00 |
| Education Fund | 11410390 | VIDEO EDIT PURCHASE | 0.00 | 0.00 | 0.00 | 0.00 | 0.00 | 0.00 | 0.00 |
| Education Fund | 114103902 | VIDEO EDIT CONT SERV S | 0.00 | 0.00 | 0.00 | 0.00 | 0.00 | 0.00 | 0.00 |
| Education Fund | 11410400 | VIDEO EDIT RESALE | 0.00 | 0.00 | 0.00 | 0.00 | 0.00 | 0.00 | 0.00 |
| Education Fund | 11410410 | VIDEO EDIT SUPPLIES | 500.00 | 0.00 | 0.00 | 0.00 | 423.09 | 76.91 | 15.38 |
| Education Fund | 11410411 | VIDEO EDIT COMP TECH | 0.00 | 0.00 | 0.00 | 0.00 | 0.00 | 0.00 | 0.00 |
| Education Fund | 114104102 | VIDEO EDIT SUPPLIES S | 0.00 | 0.00 | 0.00 | 0.00 | 0.00 | 0.00 | 0.00 |
| Education Fund | 114104112 | VIDEO EDIT/COMP TECH S | 0.00 | 0.00 | 0.00 | 0.00 | 0.00 | 0.00 | 0.00 |
| Education Fund | 11410430 | VIDEO EDIT PERIODICALS | 0.00 | 0.00 | 0.00 | 0.00 | 0.00 | 0.00 | 0.00 |
| Education Fund | 114104302 | VIDEO EDIT PERIODICALS | 0.00 | 0.00 | 0.00 | 0.00 | 0.00 | 0.00 | 0.00 |
| Education Fund | 11410490 | VIDEO EDIT | 0.00 | 0.00 | 0.00 | 0.00 | 0.00 | 0.00 | 0.00 |

Expenditure Report

Fiscal Year: 2022-2023
Month: April

COUNTY OF GRUNDY SCHOOL DIST 111

| Fund Description | Account | Account Description | Revised Budget | MTD Activity | Encumbrance | Pending Activity | Available Funds | Year to Date Activity | Percent of Budget Used |
|------------------|------------|------------------------|----------------|--------------|-------------|------------------|-----------------|-----------------------|------------------------|
| Education Fund | 114104902 | VIDEO EDIT | 0.00 | 0.00 | 0.00 | 0.00 | 0.00 | 0.00 | 0.00 |
| Education Fund | 11410540 | VIDEO EDIT EQUIPMENT | 5,805.00 | 0.00 | 0.00 | 0.00 | 5,805.00 | 0.00 | 0.00 |
| Education Fund | 114105402 | VIDEO EDIT EQUIPMENT S | 0.00 | 0.00 | 0.00 | 0.00 | 0.00 | 0.00 | 0.00 |
| Education Fund | 11410640 | VIDEO EDIT | 0.00 | 0.00 | 0.00 | 0.00 | 0.00 | 0.00 | 0.00 |
| Education Fund | 114106402 | VIDEO EDIT | 0.00 | 0.00 | 0.00 | 0.00 | 0.00 | 0.00 | 0.00 |
| Education Fund | 11411110 | INST. TECH SALARY | 85,419.00 | 7,118.26 | 0.00 | 0.00 | 14,603.97 | 70,815.03 | 82.90 |
| Education Fund | 11411211 | INST TECH TRS | 10,252.76 | 854.42 | 0.00 | 0.00 | 1,752.73 | 8,500.03 | 82.90 |
| Education Fund | 11411222 | INST TECH INS | 30,795.86 | 2,851.86 | 0.00 | 0.00 | 5,390.30 | 25,405.56 | 82.50 |
| Education Fund | | INST TEC DENTAL INS | 487.81 | 37.78 | 0.00 | 0.00 | 110.01 | 377.80 | 77.45 |
| Education Fund | 11411390 | INST TECH PUR SERV | 0.00 | 0.00 | 0.00 | 0.00 | 0.00 | 0.00 | 0.00 |
| Education Fund | 11411410 | INST TECH SUPPLIES | 0.00 | 0.00 | 0.00 | 0.00 | 0.00 | 0.00 | 91 0.00 |
| Education Fund | 11411540 | INST TECH EQUIPMENT | 0.00 | 0.00 | 0.00 | 0.00 | 0.00 | 0.00 | 0.00 |
| Education Fund | 11417110 | ATHLETIC TRAINER | 57,536.80 | 4,794.74 | 0.00 | 0.00 | 7,619.39 | 49,917.41 | 86.76 |
| Education Fund | 11417221 | ATHLETIC TRAINER INS | 0.00 | 0.00 | 0.00 | 0.00 | 0.00 | 0.00 | 0.00 |
| Education Fund | 10-1417- | ATHLETIC TRAINER | 30,795.86 | 2,851.86 | 0.00 | 0.00 | 5,390.30 | 25,405.56 | 82.50 |
| Education Fund | | ATHLETIC TRAINER | 492.23 | 37.78 | 0.00 | 0.00 | 114.43 | 377.80 | 76.75 |
| Education Fund | 11417332 | ATHLETIC TRAINER | 0.00 | 0.00 | 0.00 | 0.00 | -88.92 | 88.92 | 0.00 |
| Education Fund | 11417390 | ATHLETIC TRAINER PUR | 0.00 | 0.00 | 0.00 | 6,865.00 | -20,595.00 | 13,730.00 | 0.00 |
| Education Fund | 11417410 | ATHLETIC TRAINER | 10,000.00 | 0.00 | 0.00 | 0.00 | -724.13 | 10,724.13 | 107.24 |
| Education Fund | 11417540 | AHTLETIC TRAINER EQUIP | 0.00 | 0.00 | 0.00 | 0.00 | 0.00 | 0.00 | 0.00 |
| Education Fund | 11417640 | ATHLETIC TRAINER | 0.00 | 0.00 | 0.00 | 0.00 | -55.00 | 55.00 | 0.00 |
| Education Fund | 1142011009 | FAM/CONS SCIENCE | 251,066.00 | 21,000.18 | 0.00 | 0.00 | 46,444.10 | 204,621.90 | 81.50 |
| Education Fund | 1142021109 | FAM/CONS SCIENCE TRS | 30,135.21 | 2,520.62 | 0.00 | 0.00 | 5,574.70 | 24,560.51 | 81.50 |
| Education Fund | 1142022209 | FAM/CONS SCIENCE INS | 31,069.46 | 2,873.52 | 0.00 | 0.00 | 5,454.90 | 25,614.56 | 82.44 |

Expenditure Report

Fiscal Year: 2022-2023
Month: April

COUNTY OF GRUNDY SCHOOL DIST 111

| Fund Description | Account | Account Description | Revised Budget | MTD Activity | Encumbrance | Pending Activity | Available Funds | Year to Date Activity | Percent of Budget Used |
|------------------|------------|-----------------------|----------------|--------------|-------------|------------------|-----------------|-----------------------|------------------------|
| Education Fund | | FAM/CONS SCIENCE | 984.46 | 113.34 | 0.00 | 0.00 | 77.74 | 906.72 | 92.10 |
| Education Fund | 1142032309 | FAM/CONS SCIENCE | 1,200.00 | 0.00 | 0.00 | 0.00 | 1,068.00 | 132.00 | 11.00 |
| Education Fund | 1142032309 | FAM/CONS SCI | 0.00 | 0.00 | 0.00 | 0.00 | 0.00 | 0.00 | 0.00 |
| Education Fund | 1142041009 | FAM/CONS SCIENCE | 48,000.00 | 4,901.93 | 0.00 | 0.00 | 3,654.26 | 44,345.74 | 92.39 |
| Education Fund | 1142041109 | FAM/CONS SCI COMP | 0.00 | 0.00 | 0.00 | 0.00 | 0.00 | 0.00 | 0.00 |
| Education Fund | 1142041009 | FAM/CONS SCI SUPPLIES | 0.00 | 0.00 | 0.00 | 0.00 | 0.00 | 0.00 | 0.00 |
| Education Fund | 1142041109 | FAM/CONS SCI/COMP | 0.00 | 0.00 | 0.00 | 0.00 | 0.00 | 0.00 | 0.00 |
| Education Fund | 1142042009 | FAM/CONS SCIENCE | 67,352.00 | 0.00 | 0.00 | 0.00 | 67,352.00 | 0.00 | 0.00 |
| Education Fund | 1142042009 | FAM/CONS SCI | 0.00 | 0.00 | 0.00 | 0.00 | 0.00 | 0.00 | 0.00 |
| Education Fund | 1142043009 | FAM/CONS SCIENCE | 0.00 | 0.00 | 0.00 | 0.00 | 0.00 | 0.00 | 0.00 |
| Education Fund | 1142043009 | FAM/CONS SCI | 0.00 | 0.00 | 0.00 | 0.00 | 0.00 | 0.00 | 92 0.00 |
| Education Fund | 1142049009 | FAM/CONS SCI | 1,800.00 | 1,795.00 | 0.00 | 0.00 | 5.00 | 1,795.00 | 99.72 |
| Education Fund | 1142049009 | FAM/CONS SCI | 0.00 | 0.00 | 0.00 | 0.00 | 0.00 | 0.00 | 0.00 |
| Education Fund | 1142054009 | FAM/CONS SCIENCE | 21,552.00 | 11,875.90 | 9,286.90 | 218.00 | -342.85 | 12,389.95 | 57.49 |
| Education Fund | 1142054009 | FAM/CONS SCI | 0.00 | 0.00 | 0.00 | 0.00 | 0.00 | 0.00 | 0.00 |
| Education Fund | 1142064009 | FAM/CONS SCI | 0.00 | 0.00 | 0.00 | 0.00 | 0.00 | 0.00 | 0.00 |
| Education Fund | 1142064009 | FAM/CONS SCI | 0.00 | 0.00 | 0.00 | 0.00 | 0.00 | 0.00 | 0.00 |
| Education Fund | 11421410 | TECH PREP SUPPLIES | 0.00 | 0.00 | 0.00 | 0.00 | 0.00 | 0.00 | 0.00 |
| Education Fund | 11421490 | TECH PREP | 0.00 | 0.00 | 0.00 | 0.00 | 0.00 | 0.00 | 0.00 |
| Education Fund | 11421540 | TECH PREP EQUIPMENT | 0.00 | 0.00 | 0.00 | 0.00 | 0.00 | 0.00 | 0.00 |
| Education Fund | 1150011030 | ATHLETIC DIRECTOR | 230,817.25 | 19,234.76 | 0.00 | 0.00 | 38,469.65 | 192,347.60 | 83.33 |
| Education Fund | 1150011130 | ATHLETIC DIR SECY | 53,250.75 | 5,192.16 | 0.00 | 0.00 | 7,931.90 | 45,318.85 | 85.10 |
| Education Fund | 1150011230 | ASST ATHLETIC DIR | 19,953.50 | 1,267.28 | 0.00 | 0.00 | 7,520.17 | 12,433.33 | 62.31 |
| Education Fund | 1150011070 | ACTIVITY DIRECTOR | 102,204.90 | 8,517.08 | 0.00 | 0.00 | 18,286.01 | 83,918.89 | 82.11 |

Expenditure Report

Fiscal Year: 2022-2023
Month: April

COUNTY OF GRUNDY SCHOOL DIST 111

| Fund Description | Account | Account Description | Revised Budget | MTD Activity | Encumbrance | Pending Activity | Available Funds | Year to Date Activity | Percent of Budget Used |
|------------------|------------|----------------------|----------------|--------------|-------------|------------------|-----------------|-----------------------|------------------------|
| Education Fund | 1150011170 | ACTIVITY DIR SECY | 48,624.30 | 4,052.02 | 0.00 | 0.00 | 8,104.10 | 40,520.20 | 83.33 |
| Education Fund | 1150011270 | ASST ACTIVITY DIR | 15,812.20 | 1,317.68 | 0.00 | 0.00 | 2,635.36 | 13,176.84 | 83.33 |
| Education Fund | 1150012170 | MAIN OFFICE SECY | 0.00 | 0.00 | 0.00 | 0.00 | 0.00 | 0.00 | 0.00 |
| Education Fund | 1150012930 | WEIGHTROOM | 0.00 | 288.00 | 0.00 | 0.00 | -1,086.00 | 1,086.00 | 0.00 |
| Education Fund | 1150013030 | GIRLS BOWLING COACH | 14,847.61 | 1,237.30 | 0.00 | 0.00 | 2,544.54 | 12,303.07 | 82.86 |
| Education Fund | 1150013130 | EXTRA DUTY COMP- | 75,000.00 | 4,706.94 | 0.00 | 0.00 | 8,559.64 | 66,440.36 | 88.59 |
| Education Fund | 1150013230 | BOYS GOLF COACH | 12,583.09 | 1,048.60 | 0.00 | 0.00 | 2,138.48 | 10,444.61 | 83.01 |
| Education Fund | 1150013330 | SOFTBALL COACH | 39,268.56 | 10,352.12 | 0.00 | 0.00 | 16,907.28 | 22,361.28 | 56.94 |
| Education Fund | 1150013430 | GIRLS TENNIS COACH | 13,053.00 | 1,087.74 | 0.00 | 0.00 | 2,630.16 | 10,422.84 | 79.85 |
| Education Fund | 1150013530 | BOYS TRACK COACH | 33,335.81 | 2,560.44 | 0.00 | 0.00 | 7,676.80 | 25,659.01 | 76.97 |
| Education Fund | 1150013630 | GIRLS SOCCER COACH | 18,075.20 | 1,473.34 | 0.00 | 0.00 | 2,928.48 | 15,146.72 | 93 83.80 |
| Education Fund | 1150013730 | GIRLS VOLLEYBALL | 30,575.52 | 1,203.20 | 0.00 | 0.00 | 1,694.47 | 28,881.05 | 94.46 |
| Education Fund | 1150013830 | CROSS COUNTRY COACH | 23,857.60 | 2,136.16 | 0.00 | 0.00 | 2,347.62 | 21,509.98 | 90.16 |
| Education Fund | 1150013930 | FOOTBALL COACH | 72,182.29 | 5,217.70 | 0.00 | 0.00 | 9,593.39 | 62,588.90 | 86.71 |
| Education Fund | 1150014030 | BASEBALL COACH | 41,115.28 | 4,513.95 | 0.00 | 0.00 | 7,596.33 | 33,518.95 | 81.52 |
| Education Fund | 1150014130 | GIRLS BASKETBALL | 29,801.14 | 1,969.24 | 0.00 | 0.00 | 3,766.83 | 26,034.31 | 87.36 |
| Education Fund | 1150014230 | BOYS WRESTLING COACH | 32,023.10 | 1,559.50 | 0.00 | 0.00 | 3,057.10 | 28,966.00 | 90.45 |
| Education Fund | 1150014330 | BOYS TENNIS COACH | 12,722.32 | 2,754.18 | 0.00 | 0.00 | 3,624.27 | 9,098.05 | 71.51 |
| Education Fund | 1150014430 | BOYS SOCCER COACH | 22,443.20 | 1,870.28 | 0.00 | 0.00 | 3,740.46 | 18,702.74 | 83.33 |
| Education Fund | 1150014530 | CHEERLEADER COACH | 28,038.40 | 2,610.41 | 0.00 | 0.00 | -2,610.41 | 30,648.81 | 109.31 |
| Education Fund | 1150014630 | POMS COACH | 30,908.80 | 1,456.00 | 0.00 | 0.00 | 2,940.36 | 27,968.44 | 90.49 |
| Education Fund | 1150014730 | BOYS BASKETBALL | 35,496.58 | 2,562.52 | 0.00 | 0.00 | 4,709.83 | 30,786.75 | 86.73 |
| Education Fund | 1150014830 | BOYS BOWLING COACH | 11,364.81 | 616.40 | 0.00 | 0.00 | 1,287.15 | 10,077.66 | 88.67 |
| Education Fund | 1150014930 | GIRLS GOLF COACH | 9,149.48 | 762.46 | 0.00 | 0.00 | 1,566.24 | 7,583.24 | 82.88 |

Expenditure Report

Fiscal Year: 2022-2023
Month: April

COUNTY OF GRUNDY SCHOOL DIST 111

| Fund Description | Account | Account Description | Revised Budget | MTD Activity | Encumbrance | Pending Activity | Available Funds | Year to Date Activity | Percent of Budget Used |
|------------------|------------|-----------------------|----------------|--------------|-------------|------------------|-----------------|-----------------------|------------------------|
| Education Fund | 1150015030 | GIRLS TRACK COACH | 32,333.69 | 4,019.45 | 0.00 | 0.00 | 3,713.17 | 28,620.52 | 88.52 |
| Education Fund | 1150015130 | BOYS VOLLEYBALL | 31,200.02 | 6,555.16 | 0.00 | 0.00 | 7,770.84 | 23,429.18 | 75.09 |
| Education Fund | 1150015230 | ATHLETIC SCHEDULER | 0.00 | 0.00 | 0.00 | 0.00 | 0.00 | 0.00 | 0.00 |
| Education Fund | 1150015330 | POST SEASON SALARY | 0.00 | 0.00 | 0.00 | 0.00 | 0.00 | 0.00 | 0.00 |
| Education Fund | 1150015430 | INVITATIONAL WKRS | 0.00 | 0.00 | 0.00 | 0.00 | 0.00 | 0.00 | 0.00 |
| Education Fund | 1150015530 | BOYS LACROSSE COACH | 18,674.50 | 6,140.71 | 0.00 | 0.00 | 10,467.09 | 8,207.41 | 43.95 |
| Education Fund | 1150015630 | GIRLS LACROSSE COACH | 15,367.74 | 2,319.08 | 0.00 | 0.00 | 7,481.51 | 7,886.23 | 51.32 |
| Education Fund | | GIRLS WRESTLING COACH | 15,212.82 | 1,267.72 | 0.00 | 0.00 | 4,437.20 | 10,775.62 | 70.83 |
| Education Fund | | ATHLETIC PERFORMANCE | 13,053.00 | 1,087.74 | 0.00 | 0.00 | 3,807.21 | 9,245.79 | 70.83 |
| Education Fund | 1150012970 | STDNT ACT SENIOR | 2,886.60 | 240.56 | 0.00 | 0.00 | 481.09 | 2,405.51 | 83.33 |
| Education Fund | 1150013070 | FALL PLAY/CHLDRNS | 5,844.80 | 3,207.34 | 0.00 | 0.00 | -2,360.29 | 8,205.09 | 94140.38 |
| Education Fund | 1150013170 | TECH STDNT ASSOC | 6,736.75 | 561.40 | 0.00 | 0.00 | 1,170.43 | 5,566.32 | 82.63 |
| Education Fund | 1150013171 | EXTRA DUTY COMP- | 30,000.00 | 817.02 | 0.00 | 208.00 | 6,882.68 | 22,909.32 | 76.36 |
| Education Fund | 1150013270 | SCHOLASTIC BOWL | 5,102.00 | 425.16 | 0.00 | 0.00 | 876.59 | 4,225.41 | 82.82 |
| Education Fund | 1150013370 | SPEECH SPONSOR | 12,331.40 | 1,027.62 | 0.00 | 0.00 | 2,087.78 | 10,243.62 | 83.07 |
| Education Fund | 1150013470 | INTL CLUB SPONSOR | 5,216.00 | 576.16 | 0.00 | 0.00 | -71.36 | 5,287.36 | 101.37 |
| Education Fund | 1150013570 | INTL THESPIANS | 1,867.80 | 1,089.56 | 0.00 | 0.00 | 247.54 | 1,620.26 | 86.75 |
| Education Fund | 1150013670 | INDIANS ON THE AIR | 2,480.23 | 206.68 | 0.00 | 0.00 | 430.90 | 2,049.33 | 82.63 |
| Education Fund | 1150013770 | BAND ACTIVITIES | 20,986.00 | 1,748.84 | 0.00 | 0.00 | 3,605.36 | 17,380.64 | 82.82 |
| Education Fund | 1150013870 | CHOIR ACTIVITIES | 9,880.00 | 823.34 | 0.00 | 0.00 | 1,646.66 | 8,233.34 | 83.33 |
| Education Fund | 1150013970 | NHS SPONSOR | 9,126.49 | 760.54 | 0.00 | 0.00 | 1,075.74 | 8,050.75 | 88.21 |
| Education Fund | 1150014070 | YEARBOOK SPONSOR | 5,584.80 | 447.94 | 0.00 | 0.00 | 1,036.51 | 4,548.29 | 81.44 |
| Education Fund | 1150014170 | SENIOR CLASS SPONSOR | 5,980.00 | 498.32 | 0.00 | 0.00 | 738.77 | 5,241.23 | 87.65 |
| Education Fund | 1150014270 | FBLA SPONSOR | 0.00 | 0.00 | 0.00 | 0.00 | 0.00 | 0.00 | 0.00 |

Expenditure Report

Fiscal Year: 2022-2023
Month: April

COUNTY OF GRUNDY SCHOOL DIST 111

| Fund Description | Account | Account Description | Revised Budget | MTD Activity | Encumbrance | Pending Activity | Available Funds | Year to Date Activity | Percent of Budget Used |
|------------------|------------|----------------------|----------------|--------------|-------------|------------------|-----------------|-----------------------|------------------------|
| Education Fund | 1150014370 | STUDENT COUNCIL | 16,751.40 | 1,520.20 | 0.00 | 0.00 | 2,158.23 | 14,593.17 | 87.12 |
| Education Fund | 1150014470 | SOPH CLASS SPONSOR | 3,306.76 | 0.00 | 0.00 | 0.00 | 3,044.69 | 262.07 | 7.93 |
| Education Fund | 1150014570 | MUSICAL | 14,162.40 | 11,280.40 | 0.00 | 0.00 | 524.00 | 13,638.40 | 96.30 |
| Education Fund | 1150014670 | WYSE SPONSOR | 2,305.60 | 192.12 | 0.00 | 0.00 | 384.24 | 1,921.36 | 83.33 |
| Education Fund | 1150014770 | ENVIRONMENTAL CLUB | 0.00 | 0.00 | 0.00 | 0.00 | 0.00 | 0.00 | 0.00 |
| Education Fund | 1150014870 | JSA SPONSOR | 0.00 | 0.00 | 0.00 | 0.00 | 0.00 | 0.00 | 0.00 |
| Education Fund | 1150014970 | JUNIOR CLASS SPONSOR | 7,280.00 | 606.68 | 0.00 | 0.00 | 1,213.32 | 6,066.68 | 83.33 |
| Education Fund | 1150015070 | FRESHMAN CLASS | 2,096.00 | 0.00 | 0.00 | 0.00 | 1,833.93 | 262.07 | 12.50 |
| Education Fund | 1150015170 | SADD/TATU SPONSOR | 3,640.00 | 303.34 | 0.00 | 0.00 | 639.04 | 3,000.96 | 82.44 |
| Education Fund | 1150015270 | WEB SITE SPONSOR | 0.00 | 0.00 | 0.00 | 0.00 | 0.00 | 0.00 | 0.00 |
| Education Fund | 1150015370 | ART CLUB SPONSOR | 2,207.40 | 183.96 | 0.00 | 0.00 | 367.89 | 1,839.51 | 95 83.33 |
| Education Fund | 1150015470 | FFA SPONSOR | 11,659.81 | 971.66 | 0.00 | 0.00 | 2,005.44 | 9,654.37 | 82.80 |
| Education Fund | 1150015570 | MATH CLUB SPONSOR | 5,351.40 | 445.96 | 0.00 | 0.00 | 891.89 | 4,459.51 | 83.33 |
| Education Fund | 1150015670 | FLAG | 8,336.00 | 174.66 | 0.00 | 0.00 | 349.32 | 7,986.68 | 95.81 |
| Education Fund | 1150015770 | FRENCH NHS SPONSOR | 1,698.00 | 141.50 | 0.00 | 0.00 | 495.25 | 1,202.75 | 70.83 |
| Education Fund | 1150015870 | LITERARY MAGAZINE | 2,934.40 | 244.54 | 0.00 | 0.00 | 489.06 | 2,445.34 | 83.33 |
| Education Fund | 1150015970 | SPANISH NHS SPONSOR | 2,886.60 | 240.56 | 0.00 | 0.00 | 481.09 | 2,405.51 | 83.33 |
| Education Fund | 1150016070 | NEWSPAPER SPONSOR | 6,027.80 | 502.32 | 0.00 | 0.00 | 1,004.61 | 5,023.19 | 83.33 |
| Education Fund | 1150016170 | INVESTMENT CLUB | 2,886.60 | 240.56 | 0.00 | 0.00 | 481.09 | 2,405.51 | 83.33 |
| Education Fund | 1150016270 | PIT ORCHESTRA | 2,096.00 | 2,724.80 | 0.00 | 0.00 | -628.80 | 2,724.80 | 130.00 |
| Education Fund | 1150016370 | MUSICAL VOCAL | 3,982.40 | 331.86 | 0.00 | 0.00 | 663.72 | 3,318.68 | 83.33 |
| Education Fund | 1150016470 | TECH DIRECTOR | 2,724.80 | 113.54 | 0.00 | 0.00 | 1,419.04 | 1,305.76 | 47.92 |
| Education Fund | 1150016570 | PERCUSSION | 1,698.00 | 0.00 | 0.00 | 0.00 | 0.00 | 1,698.00 | 100.00 |
| Education Fund | 1150016670 | ODESSEY BOOK CLUB | 1,867.80 | 155.66 | 0.00 | 0.00 | 332.44 | 1,535.36 | 82.20 |

Expenditure Report

Fiscal Year: 2022-2023
Month: April

COUNTY OF GRUNDY SCHOOL DIST 111

| Fund Description | Account | Account Description | Revised Budget | MTD Activity | Encumbrance | Pending Activity | Available Funds | Year to Date Activity | Percent of Budget Used |
|------------------|------------|-----------------------|----------------|--------------|-------------|------------------|-----------------|-----------------------|------------------------|
| Education Fund | 1150016770 | MADRIGAL SPONSOR | 1,867.80 | 0.00 | 0.00 | 0.00 | 0.00 | 1,867.80 | 100.00 |
| Education Fund | 1150016870 | HOPE SPONSOR | 0.00 | 0.00 | 0.00 | 0.00 | 0.00 | 0.00 | 0.00 |
| Education Fund | 1150016970 | MARK SPONSOR | 0.00 | 0.00 | 0.00 | 0.00 | 0.00 | 0.00 | 0.00 |
| Education Fund | 1150017070 | IALC SPONSOR | 2,037.60 | 169.80 | 0.00 | 0.00 | 339.60 | 1,698.00 | 83.33 |
| Education Fund | 1150017170 | INTERACT CLUB SPONSOR | 4,818.00 | 401.50 | 0.00 | 0.00 | 835.55 | 3,982.45 | 82.66 |
| Education Fund | 1150017270 | STUDENT ACTIVITIES | 0.00 | 0.00 | 0.00 | 0.00 | 0.00 | 0.00 | 0.00 |
| Education Fund | 1150017370 | MADRIGAL HELPERS | 0.00 | 0.00 | 0.00 | 0.00 | 0.00 | 0.00 | 0.00 |
| Education Fund | 1150017470 | MAC SPONSOR | 8,516.30 | 471.36 | 0.00 | 0.00 | 2,427.09 | 6,089.21 | 71.50 |
| Education Fund | 1150017570 | CLIMBING CLUB SPONSOR | 2,037.60 | 169.80 | 0.00 | 0.00 | 339.60 | 1,698.00 | 83.33 |
| Education Fund | 1150017670 | INDOOR PERCUSSION | 4,956.00 | 4,956.00 | 0.00 | 0.00 | 0.00 | 4,956.00 | 100.00 |
| Education Fund | 1150017770 | ORCHESIS SPONSOR | 4,298.00 | 216.66 | 0.00 | 0.00 | 1,869.33 | 2,428.67 | 96 56.51 |
| Education Fund | 1150017870 | CHESS CLUB SPONSOR | 2,096.00 | 209.60 | 0.00 | 0.00 | 26.25 | 2,069.75 | 98.75 |
| Education Fund | 1150017970 | SUMMER CAMP COACHES | 35,000.00 | 0.00 | 0.00 | 0.00 | 35,492.50 | -492.50 | -1.41 |
| Education Fund | 1150018070 | JAZZ TRANSIT CHOIR | 2,037.60 | 2,037.60 | 0.00 | 0.00 | 0.00 | 2,037.60 | 100.00 |
| Education Fund | 1150018170 | UNDERWATER ROV | 2,724.80 | 227.06 | 0.00 | 0.00 | 480.39 | 2,244.41 | 82.37 |
| Education Fund | 1150018270 | PAC LIGHT/SOUND | 5,720.00 | 0.00 | 0.00 | 0.00 | 2,510.00 | 3,210.00 | 56.12 |
| Education Fund | | YMCA TEEN ACHIEVERS | 1,500.00 | 125.00 | 0.00 | 0.00 | 156.25 | 1,343.75 | 89.58 |
| Education Fund | 1150013007 | E-SPORTS | 6,951.00 | 579.24 | 0.00 | 0.00 | 721.36 | 6,229.64 | 89.62 |
| Education Fund | | ASL CLUB SPONSOR | 3,396.00 | 283.00 | 0.00 | 0.00 | 990.50 | 2,405.50 | 70.83 |
| Education Fund | | ALLIES IN DIVERSITY | 1,867.80 | 155.66 | 0.00 | 0.00 | 544.69 | 1,323.11 | 70.84 |
| Education Fund | | DISC GOLF SPONSOR | 4,075.20 | 339.60 | 0.00 | 0.00 | 1,188.60 | 2,886.60 | 70.83 |
| Education Fund | | PHOTOGRAPHY | 1,867.80 | 155.66 | 0.00 | 0.00 | 544.69 | 1,323.11 | 70.84 |
| Education Fund | | GAME CLUB SPONSOR | 1,698.00 | 141.50 | 0.00 | 0.00 | 495.25 | 1,202.75 | 70.83 |
| Education Fund | | JUDO SPONSOR | 2,515.20 | 209.60 | 0.00 | 0.00 | 733.60 | 1,781.60 | 70.83 |

Expenditure Report

Fiscal Year: 2022-2023
Month: April

COUNTY OF GRUNDY SCHOOL DIST 111

| Fund Description | Account | Account Description | Revised Budget | MTD Activity | Encumbrance | Pending Activity | Available Funds | Year to Date Activity | Percent of Budget Used |
|------------------|-------------|------------------------|----------------|--------------|-------------|------------------|-----------------|-----------------------|------------------------|
| Education Fund | | MOCK TRIAL SPONSOR | 2,305.60 | 192.14 | 0.00 | 0.00 | 672.41 | 1,633.19 | 70.84 |
| Education Fund | 10-1500-211 | INVITATIONAL WORKERS | 0.00 | 0.00 | 0.00 | 0.00 | 0.00 | 0.00 | 0.00 |
| Education Fund | 10-1500- | ASST ATHLETIC DIR | 0.00 | 0.00 | 0.00 | 0.00 | 0.00 | 0.00 | 0.00 |
| Education Fund | 1150021130 | ATHLETIC TRS | 29,472.33 | 2,391.49 | 0.00 | 0.00 | 5,773.25 | 23,699.08 | 80.41 |
| Education Fund | 1150021230 | ASST ATHLETIC DIRECTOR | 2,395.00 | 148.49 | 0.00 | 0.00 | 918.38 | 1,476.62 | 61.65 |
| Education Fund | | ATH/ACT | 9,002.18 | 615.29 | 0.00 | 0.00 | 2,736.89 | 6,265.29 | 69.60 |
| Education Fund | | ATH/ACT | 1,510.34 | 125.84 | 0.00 | 0.00 | 256.88 | 1,253.46 | 82.99 |
| Education Fund | | ATH/ACT | 4,713.37 | 786.77 | 0.00 | 0.00 | 2,485.45 | 2,227.92 | 47.27 |
| Education Fund | | ATH/ACT | 1,566.74 | 130.54 | 0.00 | 0.00 | 315.82 | 1,250.92 | 79.84 |
| Education Fund | | ATH/ACT | 4,001.26 | 307.32 | 0.00 | 0.00 | 921.47 | 3,079.79 | 76.97 |
| Education Fund | | ATH/ACT | 2,169.55 | 176.82 | 0.00 | 0.00 | 351.85 | 1,817.70 | 97 83.78 |
| Education Fund | | ATH/ACT | 3,669.95 | 144.40 | 0.00 | 0.00 | 203.53 | 3,466.42 | 94.45 |
| Education Fund | | ATH/ACT | 2,863.60 | 256.37 | 0.00 | 0.00 | 281.87 | 2,581.73 | 90.16 |
| Education Fund | | ATH/ACT | 8,663.97 | 627.41 | 0.00 | 0.00 | 2,535.64 | 6,128.33 | 70.73 |
| Education Fund | | ATH/ACT | 4,935.03 | 542.85 | 0.00 | 0.00 | 901.34 | 4,033.69 | 81.74 |
| Education Fund | | ATH/ACT | 3,577.00 | 185.70 | 0.00 | 0.00 | 979.39 | 2,597.61 | 72.62 |
| Education Fund | | ATH/ACT | 3,843.71 | 169.90 | 0.00 | 0.00 | 2,111.29 | 1,732.42 | 45.07 |
| Education Fund | | ATH/ACT | 1,527.05 | 69.49 | 0.00 | 0.00 | 695.96 | 831.09 | 54.42 |
| Education Fund | | ATH/ACT | 2,693.83 | 173.12 | 0.00 | 0.00 | 962.76 | 1,731.07 | 64.26 |
| Education Fund | | ATH/ACT | 3,709.95 | 174.74 | 0.00 | 0.00 | 1,870.89 | 1,839.06 | 49.57 |
| Education Fund | | ATH/ACT | 4,260.62 | 307.58 | 0.00 | 0.00 | 1,191.93 | 3,068.69 | 72.02 |
| Education Fund | | ATH/ACT | 1,364.11 | 73.98 | 0.00 | 0.00 | 630.80 | 733.31 | 53.76 |
| Education Fund | | ATH/ACT | 1,098.20 | 91.50 | 0.00 | 0.00 | 188.16 | 910.04 | 82.87 |
| Education Fund | | ATH/ACT | 3,880.98 | 340.03 | 0.00 | 0.00 | 588.17 | 3,292.81 | 84.84 |

Expenditure Report

Fiscal Year: 2022-2023
Month: April

COUNTY OF GRUNDY SCHOOL DIST 111

| Fund Description | Account | Account Description | Revised Budget | MTD Activity | Encumbrance | Pending Activity | Available Funds | Year to Date Activity | Percent of Budget Used |
|------------------|------------|-----------------------|----------------|--------------|-------------|------------------|-----------------|-----------------------|------------------------|
| Education Fund | | ATH/ACT | 3,744.91 | 217.12 | 0.00 | 0.00 | 1,502.54 | 2,242.37 | 59.88 |
| Education Fund | | 10 E 1500 2110 30 300 | 0.00 | 33.07 | 0.00 | 0.00 | -281.16 | 281.16 | 0.00 |
| Education Fund | | ATH/ACT | 1,459.94 | 153.26 | 0.00 | 0.00 | 157.21 | 1,302.73 | 89.23 |
| Education Fund | | 10 E 1500 2110 30 300 | 1,825.98 | 130.58 | 0.00 | 0.00 | 716.04 | 1,109.94 | 60.79 |
| Education Fund | 1150021171 | ACTIVITIES TRS | 12,889.98 | 1,072.48 | 0.00 | 0.00 | 2,318.63 | 10,571.35 | 82.01 |
| Education Fund | 1150021270 | ATH/ACT | 701.55 | 10.48 | 0.00 | 0.00 | 217.03 | 484.52 | 69.06 |
| Education Fund | | ATH/ACT | 2,706.53 | 225.50 | 0.00 | 0.00 | 457.18 | 2,249.35 | 83.11 |
| Education Fund | | ATH/ACT | 3,600.87 | 62.32 | 0.00 | 0.00 | 2,475.47 | 1,125.40 | 31.25 |
| Education Fund | | ATH/ACT | 612.84 | 51.04 | 0.00 | 0.00 | 105.62 | 507.22 | 82.77 |
| Education Fund | | ATH/ACT | 1,480.13 | 123.36 | 0.00 | 0.00 | 250.55 | 1,229.58 | 83.07 |
| Education Fund | | ATH/ACT | 626.07 | 69.18 | 0.00 | 0.00 | -8.91 | 634.98 | gg101.42 |
| Education Fund | | ATH/ACT | 101.91 | 8.50 | 0.00 | 0.00 | 29.65 | 72.26 | 70.91 |
| Education Fund | | ATH/ACT | 297.70 | 24.78 | 0.00 | 0.00 | 51.96 | 245.74 | 82.55 |
| Education Fund | | ATH/ACT | 2,518.93 | 209.92 | 0.00 | 0.00 | 432.54 | 2,086.39 | 82.83 |
| Education Fund | | ATH/ACT | 1,205.65 | 98.80 | 0.00 | 0.00 | 217.65 | 988.00 | 81.95 |
| Education Fund | | ATH/ACT | 1,095.44 | 91.82 | 0.00 | 0.00 | 121.83 | 973.61 | 88.88 |
| Education Fund | | ATH/ACT | 670.34 | 53.76 | 0.00 | 0.00 | 132.72 | 537.62 | 80.20 |
| Education Fund | | ATH/ACT | 717.77 | 59.82 | 0.00 | 0.00 | 87.16 | 630.61 | 87.86 |
| Education Fund | | ATH/ACT | 2,010.65 | 182.46 | 0.00 | 0.00 | 259.23 | 1,751.42 | 87.11 |
| Education Fund | | ATH/ACT | 396.91 | 0.00 | 0.00 | 0.00 | 365.43 | 31.48 | 7.93 |
| Education Fund | | ATH/ACT | 855.38 | 31.44 | 0.00 | 0.00 | 540.98 | 314.40 | 36.76 |
| Education Fund | | ATH/ACT | 276.74 | 23.06 | 0.00 | 0.00 | 46.09 | 230.65 | 83.35 |
| Education Fund | | ATH/ACT | 873.81 | 72.82 | 0.00 | 0.00 | 145.43 | 728.38 | 83.36 |
| Education Fund | | ATH/ACT | 251.58 | 0.00 | 0.00 | 0.00 | 220.14 | 31.44 | 12.50 |

Expenditure Report

Fiscal Year: 2022-2023
Month: April

COUNTY OF GRUNDY SCHOOL DIST 111

| Fund Description | Account | Account Description | Revised Budget | MTD Activity | Encumbrance | Pending Activity | Available Funds | Year to Date Activity | Percent of Budget Used |
|------------------|---------|---------------------|----------------|--------------|-------------|------------------|-----------------|-----------------------|------------------------|
| Education Fund | | ATH/ACT | 436.91 | 36.40 | 0.00 | 0.00 | 76.79 | 360.12 | 82.42 |
| Education Fund | | ATH/ACT | 264.95 | 22.10 | 0.00 | 0.00 | 43.98 | 220.97 | 83.40 |
| Education Fund | | ATH/ACT | 1,399.52 | 116.65 | 0.00 | 0.00 | 240.61 | 1,158.91 | 82.81 |
| Education Fund | | ATH/ACT | 642.32 | 53.50 | 0.00 | 0.00 | 107.29 | 535.03 | 83.30 |
| Education Fund | | ATH/ACT | 251.58 | 20.98 | 0.00 | 0.00 | 41.82 | 209.76 | 83.38 |
| Education Fund | | ATH/ACT | 203.81 | 17.02 | 0.00 | 0.00 | 59.14 | 144.67 | 70.98 |
| Education Fund | | ATH/ACT | 352.21 | 29.34 | 0.00 | 0.00 | 58.81 | 293.40 | 83.30 |
| Education Fund | | ATH/ACT | 346.48 | 28.90 | 0.00 | 0.00 | 57.48 | 289.00 | 83.41 |
| Education Fund | | ATH/ACT | 735.51 | 60.26 | 0.00 | 0.00 | 132.83 | 602.68 | 81.94 |
| Education Fund | | ATH/ACT | 346.48 | 28.90 | 0.00 | 0.00 | 57.54 | 288.94 | 83.39 |
| Education Fund | | ATH/ACT | 251.58 | 327.08 | 0.00 | 0.00 | -75.50 | 327.08 | 99130.01 |
| Education Fund | | ATH/ACT | 478.00 | 39.88 | 0.00 | 0.00 | 79.15 | 398.85 | 83.44 |
| Education Fund | | ATH/ACT | 327.06 | 13.62 | 0.00 | 0.00 | 170.39 | 156.67 | 47.90 |
| Education Fund | | ATH/ACT | 203.81 | 18.68 | 0.00 | 0.00 | 19.56 | 184.25 | 90.40 |
| Education Fund | | ATH/ACT | 244.57 | 20.40 | 0.00 | 0.00 | 40.59 | 203.98 | 83.40 |
| Education Fund | | ATH/ACT | 578.30 | 48.19 | 0.00 | 0.00 | 100.04 | 478.26 | 82.70 |
| Education Fund | | ATH/ACT | 1,022.20 | 56.60 | 0.00 | 0.00 | 462.74 | 559.46 | 54.73 |
| Education Fund | | ATH/ACT | 244.57 | 20.36 | 0.00 | 0.00 | 40.89 | 203.68 | 83.28 |
| Education Fund | | ATH/ACT | 594.86 | 343.29 | 0.00 | 0.00 | 251.57 | 343.29 | 57.71 |
| Education Fund | | ATH/ACT | 515.88 | 0.00 | 0.00 | 0.00 | 484.41 | 31.47 | 6.10 |
| Education Fund | | ATH/ACT | 251.88 | 25.14 | 0.00 | 0.00 | 3.48 | 248.40 | 98.62 |
| Education Fund | | ATH/ACT | 4,201.02 | 0.00 | 0.00 | 0.00 | -507.61 | 4,708.63 | 112.08 |
| Education Fund | | ATH/ACT | 327.06 | 27.28 | 0.00 | 0.00 | 57.58 | 269.48 | 82.39 |
| Education Fund | | ATH/ACT | 180.04 | 15.00 | 0.00 | 0.00 | 18.76 | 161.28 | 89.58 |

Expenditure Report

Fiscal Year: 2022-2023
Month: April

COUNTY OF GRUNDY SCHOOL DIST 111

| Fund Description | Account | Account Description | Revised Budget | MTD Activity | Encumbrance | Pending Activity | Available Funds | Year to Date Activity | Percent of Budget Used |
|------------------|-------------|---------------------|----------------|--------------|-------------|------------------|-----------------|-----------------------|------------------------|
| Education Fund | | ATH/ACT | 834.32 | 69.52 | 0.00 | 0.00 | 86.62 | 747.70 | 89.62 |
| Education Fund | | ATH/ACT | 407.62 | 33.96 | 0.00 | 0.00 | 118.96 | 288.66 | 70.82 |
| Education Fund | | ATH/ACT | 224.19 | 0.00 | 0.00 | 0.00 | 224.19 | 0.00 | 0.00 |
| Education Fund | | ATH/ACT | 489.14 | 40.75 | 0.00 | 0.00 | 142.80 | 346.34 | 70.81 |
| Education Fund | | ATH/ACT | 224.19 | 18.64 | 0.00 | 0.00 | 65.64 | 158.55 | 70.72 |
| Education Fund | | ATH/ACT | 203.81 | 16.98 | 0.00 | 0.00 | 59.48 | 144.33 | 70.82 |
| Education Fund | | ATH/ACT | 301.90 | 25.14 | 0.00 | 0.00 | 88.11 | 213.79 | 70.81 |
| Education Fund | | ATH/ACT | 276.74 | 23.08 | 0.00 | 0.00 | 80.67 | 196.07 | 70.85 |
| Education Fund | 10-1500- | ATHLETIC DIRECTOR | 0.00 | 0.00 | 0.00 | 0.00 | 0.00 | 0.00 | 0.00 |
| Education Fund | 10-1500- | ACTIVITY DIRECTOR | 0.00 | 0.00 | 0.00 | 0.00 | 0.00 | 0.00 | 0.00 |
| Education Fund | 10-1500-222 | INVITATIONAL WKRS | 0.00 | 0.00 | 0.00 | 0.00 | 0.00 | 0.00 | 100 0.00 |
| Education Fund | 11500222 | MAIN OFFICE INS | 0.00 | 0.00 | 0.00 | 0.00 | 0.00 | 0.00 | 0.00 |
| Education Fund | 10-1500- | ASST ATHLETIC DIR | 0.00 | 0.00 | 0.00 | 0.00 | 0.00 | 0.00 | 0.00 |
| Education Fund | 1150022230 | ATHLETIC DIR/SECY | 50,818.42 | 4,699.42 | 0.00 | 0.00 | 8,917.62 | 41,900.80 | 82.45 |
| Education Fund | | ATH/ACT | 19,986.91 | 1,849.94 | 0.00 | 0.00 | 3,502.19 | 16,484.72 | 82.48 |
| Education Fund | | ATH/ACT | 305.19 | 141.56 | 0.00 | 0.00 | -1,211.84 | 1,517.03 | 497.08 |
| Education Fund | | ATH/ACT | 0.00 | 0.00 | 0.00 | 0.00 | 0.00 | 0.00 | 0.00 |
| Education Fund | | ATH/ACT | 0.00 | 0.00 | 0.00 | 0.00 | 0.00 | 0.00 | 0.00 |
| Education Fund | | ATH/ACT | 0.00 | 0.00 | 0.00 | 0.00 | 0.00 | 0.00 | 0.00 |
| Education Fund | | ATH/ACT | 0.00 | 0.00 | 0.00 | 0.00 | 0.00 | 0.00 | 0.00 |
| Education Fund | | ATH/ACT | 0.00 | 0.00 | 0.00 | 0.00 | 0.00 | 0.00 | 0.00 |
| Education Fund | | ATH/ACT | 0.00 | 0.00 | 0.00 | 0.00 | 0.00 | 0.00 | 0.00 |
| Education Fund | 1150022270 | STUDENT ACT/SECY | 23,317.35 | 2,724.76 | 0.00 | 0.00 | 1,238.06 | 22,079.29 | 94.69 |
| Education Fund | | ATH/ACT | 30,795.86 | 2,851.86 | 0.00 | 0.00 | 5,390.30 | 25,405.56 | 82.50 |

Expenditure Report

Fiscal Year: 2022-2023
Month: April

COUNTY OF GRUNDY SCHOOL DIST 111

| Fund Description | Account | Account Description | Revised Budget | MTD Activity | Encumbrance | Pending Activity | Available Funds | Year to Date Activity | Percent of Budget Used |
|------------------|------------|-----------------------|----------------|--------------|-------------|------------------|-----------------|-----------------------|------------------------|
| Education Fund | | ATH/ACT | 0.00 | 0.00 | 0.00 | 0.00 | 0.00 | 0.00 | 0.00 |
| Education Fund | | ATH/ACT | 0.00 | 0.00 | 0.00 | 0.00 | -606.19 | 606.19 | 0.00 |
| Education Fund | | | 0.00 | 0.00 | 0.00 | 0.00 | -0.10 | 0.10 | 0.00 |
| Education Fund | | ATH/ACT | 263.32 | 0.00 | 0.00 | 0.00 | 0.00 | 263.32 | 100.00 |
| Education Fund | | ATH/ACT | 0.00 | 0.00 | 0.00 | 0.00 | 0.00 | 0.00 | 0.00 |
| Education Fund | | 10 E 1500 2220 70 300 | 0.00 | 3.26 | 0.00 | 0.00 | -3.26 | 3.26 | 0.00 |
| Education Fund | | ATH/ACT | 0.00 | 0.00 | 0.00 | 0.00 | 0.00 | 0.00 | 0.00 |
| Education Fund | | ATH/ACT | 0.00 | 0.00 | 0.00 | 0.00 | 0.00 | 0.00 | 0.00 |
| Education Fund | | ATH/ACT | 204.03 | 0.00 | 0.00 | 0.00 | 0.00 | 204.03 | 100.00 |
| Education Fund | | ATH/ACT | 2,594.86 | 198.16 | 0.00 | 0.00 | 613.26 | 1,981.60 | 76.37 |
| Education Fund | | ATH/ACT | 492.23 | 37.78 | 0.00 | 0.00 | 114.43 | 377.80 | 10176.75 |
| Education Fund | | ATH/ACT | 5.04 | 0.00 | 0.00 | 0.00 | -1.78 | 6.82 | 135.32 |
| Education Fund | | ATH/ACT | 0.00 | 0.00 | 0.00 | 0.00 | 0.00 | 0.00 | 0.00 |
| Education Fund | | ATH/ACT | 1,454.57 | 120.54 | 0.00 | 0.00 | 313.04 | 1,141.53 | 78.48 |
| Education Fund | | ATH/ACT | 492.23 | 37.78 | 0.00 | 0.00 | 114.43 | 377.80 | 76.75 |
| Education Fund | | ATH/ACT | 0.00 | 0.00 | 0.00 | 0.00 | -11.48 | 11.48 | 0.00 |
| Education Fund | | | 0.00 | 0.00 | 0.00 | 0.00 | 0.00 | 0.00 | 0.00 |
| Education Fund | | ATH/ACT | 0.00 | 0.00 | 0.00 | 0.00 | 0.00 | 0.00 | 0.00 |
| Education Fund | | 10 E 1500 2230 70 300 | 0.00 | 9.31 | 0.00 | 0.00 | -9.31 | 9.31 | 0.00 |
| Education Fund | | ATH/ACT | 10.86 | 0.00 | 0.00 | 0.00 | 0.00 | 10.86 | 100.00 |
| Education Fund | 1150030030 | GIRLS TRACK PUR SERV | 0.00 | 0.00 | 0.00 | 0.00 | 0.00 | 0.00 | 0.00 |
| Education Fund | 1150030130 | BOYS SOCCER PUR SERV | 0.00 | 0.00 | 0.00 | 0.00 | 0.00 | 0.00 | 0.00 |
| Education Fund | 1150030230 | BOYS BASKETBALL PUR | 0.00 | 0.00 | 0.00 | 0.00 | -350.00 | 350.00 | 0.00 |
| Education Fund | 1150030330 | WRESTLING PUR SERV | 0.00 | 0.00 | 0.00 | 0.00 | 0.00 | 0.00 | 0.00 |

Expenditure Report

Fiscal Year: 2022-2023
Month: April

COUNTY OF GRUNDY SCHOOL DIST 111

| Fund Description | Account | Account Description | Revised Budget | MTD Activity | Encumbrance | Pending Activity | Available Funds | Year to Date Activity | Percent of Budget Used |
|------------------|------------|-----------------------|----------------|--------------|-------------|------------------|-----------------|-----------------------|------------------------|
| Education Fund | 1150030430 | BOYS VOLLEYBALL PUR | 0.00 | 0.00 | 0.00 | 0.00 | 0.00 | 0.00 | 0.00 |
| Education Fund | 1150030530 | SOFTBALL PUR SERV | 0.00 | 0.00 | 0.00 | 0.00 | 0.00 | 0.00 | 0.00 |
| Education Fund | 1150030630 | CHEERLEADER PUR SERV | 0.00 | 0.00 | 0.00 | 0.00 | 0.00 | 0.00 | 0.00 |
| Education Fund | 1150030730 | GIRLS VOLLEYBALL PUR | 0.00 | 0.00 | 0.00 | 0.00 | 0.00 | 0.00 | 0.00 |
| Education Fund | 1150030830 | GIRLS BOWLING PUR | 8,500.00 | 4,584.00 | 0.00 | 0.00 | 3,916.00 | 4,584.00 | 53.93 |
| Education Fund | 1150030930 | GOLF PURCHASE SERV | 6,000.00 | 0.00 | 0.00 | 0.00 | 6,000.00 | 0.00 | 0.00 |
| Education Fund | 1150031030 | CROSS COUNTRY PUR | 0.00 | 0.00 | 0.00 | 0.00 | 0.00 | 0.00 | 0.00 |
| Education Fund | 1150031130 | GIRLS BASKETBALL PUR | 0.00 | 0.00 | 0.00 | 0.00 | 0.00 | 0.00 | 0.00 |
| Education Fund | 1150031230 | BASEBALL PUR SERV | 8,000.00 | 0.00 | 0.00 | 0.00 | 7,720.14 | 279.86 | 3.50 |
| Education Fund | 1150031330 | GIRLS TENNIS PUR SERV | 0.00 | 0.00 | 0.00 | 0.00 | 0.00 | 0.00 | 0.00 |
| Education Fund | 1150031430 | POMS PUR SERV | 1,200.00 | 0.00 | 0.00 | 0.00 | 1,200.00 | 0.00 | 102 0.00 |
| Education Fund | 1150031530 | FOOTBALL PUR SERV | 25,000.00 | 0.00 | 1,798.33 | 0.00 | -4.12 | 23,205.79 | 92.82 |
| Education Fund | 1150031630 | BOYS TRACK PUR SERV | 0.00 | 0.00 | 0.00 | 0.00 | 0.00 | 0.00 | 0.00 |
| Education Fund | 1150031730 | GIRLS SOCCER PUR SERV | 0.00 | 0.00 | 0.00 | 0.00 | 0.00 | 0.00 | 0.00 |
| Education Fund | 1150032130 | GEN ATHLETIC PUR SERV | 0.00 | 0.00 | 0.00 | 0.00 | 0.00 | 0.00 | 0.00 |
| Education Fund | 1150033330 | SUMMER BASEBALL PUR | 0.00 | 0.00 | 0.00 | 0.00 | 0.00 | 0.00 | 0.00 |
| Education Fund | 1150033630 | ATH TRAINER PUR SERV | 0.00 | 0.00 | 0.00 | 0.00 | 0.00 | 0.00 | 0.00 |
| Education Fund | 1150033730 | BOYS BOWLING PUR SERV | 6,000.00 | 0.00 | 0.00 | 0.00 | 837.00 | 5,163.00 | 86.05 |
| Education Fund | 1150039330 | BOYS TENNIS PUR SERV | 0.00 | 0.00 | 0.00 | 0.00 | 0.00 | 0.00 | 0.00 |
| Education Fund | 1150039530 | SWIMMING PUR SERVICE | 30,000.00 | 0.00 | 0.00 | 0.00 | 17,680.00 | 12,320.00 | 41.07 |
| Education Fund | | GIRLS GOLF PURCH SERV | 6,000.00 | 0.00 | 0.00 | 0.00 | 6,000.00 | 0.00 | 0.00 |
| Education Fund | | GIRLS WRESTLING PUR | 0.00 | 0.00 | 0.00 | 0.00 | 0.00 | 0.00 | 0.00 |
| Education Fund | 1150031370 | THESPIAN THEATRE FEST | 0.00 | 0.00 | 0.00 | 0.00 | 0.00 | 0.00 | 0.00 |
| Education Fund | 1150032170 | FFA | 0.00 | 0.00 | 0.00 | 0.00 | 0.00 | 0.00 | 0.00 |

Expenditure Report

Fiscal Year: 2022-2023
Month: April

COUNTY OF GRUNDY SCHOOL DIST 111

| Fund Description | Account | Account Description | Revised Budget | MTD Activity | Encumbrance | Pending Activity | Available Funds | Year to Date Activity | Percent of Budget Used |
|------------------|------------|-----------------------|----------------|--------------|-------------|------------------|-----------------|-----------------------|------------------------|
| Education Fund | 1150030070 | MUSICAL PUR SERV | 11,000.00 | 0.00 | 0.00 | 0.00 | 4,140.20 | 6,859.80 | 62.36 |
| Education Fund | 1150030170 | FALL PLAY PUR SERV | 3,000.00 | 0.00 | 0.00 | 0.00 | 1,882.86 | 1,117.14 | 37.24 |
| Education Fund | 1150030270 | STUDENT ACT PUR SERV | 2,500.00 | 0.00 | 0.00 | 0.00 | 5.00 | 2,495.00 | 99.80 |
| Education Fund | 1150030370 | NEWSPAPER PUR SERV | 5,000.00 | 719.00 | 0.00 | 0.00 | 1,422.53 | 3,577.47 | 71.55 |
| Education Fund | 1150030470 | CHILDRENS THEATRE PUR | 1,500.00 | 0.00 | 0.00 | 0.00 | 1,100.51 | 399.49 | 26.63 |
| Education Fund | 1150030570 | INTL CLUB PUR SERV | 0.00 | 0.00 | 0.00 | 0.00 | 0.00 | 0.00 | 0.00 |
| Education Fund | 1150030670 | WINTERGUARD PUR SERV | 2,000.00 | 0.00 | 0.00 | 1,500.00 | 500.00 | 0.00 | 0.00 |
| Education Fund | 1150030770 | NHS PUR SERV | 0.00 | 0.00 | 0.00 | 0.00 | 0.00 | 0.00 | 0.00 |
| Education Fund | 1150030870 | FFA PUR SERV | 250.00 | 0.00 | 0.00 | 0.00 | 175.00 | 75.00 | 30.00 |
| Education Fund | 1150031070 | BOOK CLUB SPEAKER | 250.00 | 0.00 | 0.00 | 0.00 | 250.00 | 0.00 | 0.00 |
| Education Fund | 1150031670 | MINOOKA ANGLERS | 1,200.00 | 0.00 | 0.00 | 0.00 | 1,200.00 | 0.00 | 103 0.00 |
| Education Fund | 1150032070 | FBLA | 0.00 | 0.00 | 0.00 | 0.00 | 0.00 | 0.00 | 0.00 |
| Education Fund | 1150032270 | FOOTBALL CLEANUP | 1,200.00 | 0.00 | 0.00 | 0.00 | 0.00 | 1,200.00 | 100.00 |
| Education Fund | 1150032370 | REVTRAK ACTIVITY | 50,000.00 | 873.00 | 0.00 | 0.00 | -1,091.50 | 51,091.50 | 102.18 |
| Education Fund | 1150031930 | GIRLS VOLLEYBALL | 3,900.00 | 0.00 | 0.00 | 0.00 | 705.00 | 3,195.00 | 81.92 |
| Education Fund | 1150032030 | BOYS SOCCER OFFICIAL | 3,750.00 | 0.00 | 0.00 | 0.00 | 184.00 | 3,566.00 | 95.09 |
| Education Fund | 1150032230 | SOFTBALL OFFICIAL | 6,300.00 | 1,890.00 | 72.00 | 292.00 | 3,392.00 | 2,182.00 | 40.38 |
| Education Fund | 1150032330 | FOOTBALL OFFICIAL | 6,175.00 | 0.00 | 0.00 | 724.00 | -566.00 | 6,017.00 | 97.44 |
| Education Fund | 1150032430 | BOYS BASKETBALL | 7,300.00 | 0.00 | 0.00 | 0.00 | 521.00 | 6,779.00 | 92.86 |
| Education Fund | 1150032530 | GIRLS BASKETBALL | 5,650.00 | 77.00 | 0.00 | 138.00 | -786.00 | 6,298.00 | 111.47 |
| Education Fund | 1150032630 | BOYS WRESTLING | 1,425.00 | 0.00 | 0.00 | 0.00 | -1,069.00 | 2,494.00 | 175.02 |
| Education Fund | 1150032730 | BASEBALL OFFICIALS | 6,125.00 | 2,167.00 | 0.00 | 220.00 | 1,538.00 | 2,979.00 | 71.30 |
| Education Fund | 1150032830 | CROSS COUNTRY | 1,000.00 | 0.00 | 0.00 | 0.00 | 490.00 | 510.00 | 51.00 |
| Education Fund | 1150032930 | BOYS VOLLEYBALL | 4,950.00 | 546.00 | 0.00 | 338.00 | 3,494.00 | 780.00 | 22.59 |

Expenditure Report

Fiscal Year: 2022-2023
Month: April

COUNTY OF GRUNDY SCHOOL DIST 111

| Fund Description | Account | Account Description | Revised Budget | MTD Activity | Encumbrance | Pending Activity | Available Funds | Year to Date Activity | Percent of Budget Used |
|------------------|------------|------------------------|----------------|--------------|-------------|------------------|-----------------|-----------------------|------------------------|
| Education Fund | 1150033030 | GIRLS TRACK OFFICIAL | 1,325.00 | 823.00 | 0.00 | 0.00 | 353.00 | 823.00 | 73.36 |
| Education Fund | 1150033130 | BOYS TRACK OFFICIAL | 2,250.00 | 510.00 | 0.00 | 0.00 | 930.00 | 960.00 | 58.67 |
| Education Fund | 1150033230 | GIRLS SOCCER OFFICIAL | 4,125.00 | 862.00 | 0.00 | 0.00 | 2,193.00 | 1,552.00 | 46.84 |
| Education Fund | 1150033830 | INVITATIONAL OFFICIALS | 0.00 | 0.00 | 0.00 | 0.00 | 0.00 | 0.00 | 0.00 |
| Education Fund | 1150033930 | LACROSSE OFFICIALS | 5,550.00 | 1,192.00 | 0.00 | 170.00 | 3,684.00 | 1,426.00 | 30.56 |
| Education Fund | | GIRLS WRESTLING | 1,000.00 | 0.00 | 0.00 | 0.00 | 426.00 | 574.00 | 57.40 |
| Education Fund | 1150031970 | STUDENT ACT | 2,000.00 | 0.00 | 0.00 | 0.00 | 2,000.00 | 0.00 | 0.00 |
| Education Fund | 1150031830 | ATHLETIC TOWEL | 0.00 | 0.00 | 0.00 | 0.00 | 0.00 | 0.00 | 0.00 |
| Education Fund | 1150033430 | GENERAL ATHLETIC | 2,000.00 | 0.00 | 0.00 | 0.00 | 2,000.00 | 0.00 | 0.00 |
| Education Fund | 1150033530 | ATHLETIC DIRECTOR | 2,000.00 | 217.46 | 0.00 | 0.00 | 1,721.18 | 278.82 | 13.94 |
| Education Fund | 1150033270 | STUDENT ACT/TRAVEL | 11,000.00 | 2,199.91 | 0.00 | 0.00 | 1,608.37 | 9,391.63 | 10485.38 |
| Education Fund | 1150033570 | ACTIVITY DIRECTOR | 1,000.00 | 0.00 | 0.00 | 0.00 | 720.92 | 279.08 | 27.91 |
| Education Fund | 1150039030 | GEN ATHLETIC | 42,000.00 | 2,338.92 | 2,126.04 | 230.51 | -12,238.84 | 51,882.29 | 123.53 |
| Education Fund | 1150039430 | GEN ATHLETIC POST | 55,000.00 | 3,344.86 | 0.00 | 0.00 | 15,476.97 | 39,523.03 | 71.86 |
| Education Fund | 1150139030 | GATE RECEIPTS CASH | 0.00 | 0.00 | 0.00 | 0.00 | 0.00 | 0.00 | 0.00 |
| Education Fund | 1150041030 | BOYS WRESTLING | 6,500.00 | 0.00 | 0.00 | 0.00 | -180.50 | 6,680.50 | 102.78 |
| Education Fund | 1150041130 | GIRLS TENNIS SUPPLIES | 1,000.00 | 0.00 | 0.00 | 0.00 | 46.54 | 953.46 | 95.35 |
| Education Fund | 1150041230 | BOYS TENNIS SUPPLIES | 1,000.00 | 0.00 | 0.00 | 0.00 | -39.02 | 1,039.02 | 103.90 |
| Education Fund | 1150041330 | CROSS COUNTRY | 1,500.00 | 0.00 | 0.00 | 0.00 | 0.00 | 1,500.00 | 100.00 |
| Education Fund | 1150041430 | CHEERLEADER SUPPLIES | 3,000.00 | 0.00 | 0.00 | 0.00 | 22.15 | 2,977.85 | 99.26 |
| Education Fund | 1150041530 | BOYS GOLF SUPPLIES | 3,800.00 | 0.00 | 0.00 | 0.00 | 178.14 | 3,621.86 | 95.31 |
| Education Fund | 1150041630 | BOYS TRACK SUPPLIES | 1,700.00 | 255.98 | 84.85 | 0.00 | 29.03 | 1,586.12 | 93.30 |
| Education Fund | 1150041730 | GIRLS TRACK SUPPLIES | 2,000.00 | 0.00 | 0.00 | 0.00 | 289.00 | 1,711.00 | 85.55 |
| Education Fund | 1150041830 | GEN ATHLETIC SUPPLIES | 7,500.00 | 522.73 | 0.00 | 0.00 | 2,389.11 | 5,110.89 | 68.15 |

Expenditure Report

Fiscal Year: 2022-2023
Month: April

COUNTY OF GRUNDY SCHOOL DIST 111

| Fund Description | Account | Account Description | Revised Budget | MTD Activity | Encumbrance | Pending Activity | Available Funds | Year to Date Activity | Percent of Budget Used |
|------------------|------------|------------------------|----------------|--------------|-------------|------------------|-----------------|-----------------------|------------------------|
| Education Fund | 1150041930 | GIRLS SOCCER SUPPLIES | 3,300.00 | 160.00 | 826.48 | 0.00 | 418.52 | 2,055.00 | 62.27 |
| Education Fund | 1150042030 | BASEBALL SUPPLIES | 4,500.00 | 0.00 | 0.00 | 0.00 | -449.43 | 4,949.43 | 109.99 |
| Education Fund | 1150042130 | SOFTBALL SUPPLIES | 4,500.00 | 0.00 | 0.00 | 0.00 | -484.00 | 4,984.00 | 110.76 |
| Education Fund | 1150042230 | BOYS VOLLEYBALL | 2,000.00 | 0.00 | 0.00 | 0.00 | 395.00 | 1,605.00 | 80.25 |
| Education Fund | 1150042330 | GIRLS VOLLEYBALL | 2,000.00 | 0.00 | 0.00 | 0.00 | 0.00 | 2,000.00 | 100.00 |
| Education Fund | 1150042430 | GIRLS BASKETBALL | 1,400.00 | 0.00 | 0.00 | 0.00 | 496.95 | 903.05 | 64.50 |
| Education Fund | 1150042530 | BOYS SOCCER SUPPLIES | 2,500.00 | 0.00 | 654.00 | 0.00 | 10.11 | 1,835.89 | 73.44 |
| Education Fund | 1150042630 | BOYS BASKETBALL | 1,350.00 | 0.00 | 1,344.00 | 0.00 | 6.00 | 0.00 | 0.00 |
| Education Fund | 1150042730 | ATHLETIC DIRECTOR | 4,000.00 | 117.79 | 0.00 | 0.00 | 1,001.87 | 2,998.13 | 74.95 |
| Education Fund | 1150042830 | FOOTBALL SUPPLIES | 40,000.00 | 0.00 | 0.00 | 0.00 | -4,134.65 | 44,134.65 | 110.34 |
| Education Fund | 1150042930 | GIRLS BOWLING SUPPLIES | 500.00 | 0.00 | 0.00 | 0.00 | 500.00 | 0.00 | 105 0.00 |
| Education Fund | 1150043030 | POMS SUPPLIES | 2,500.00 | 0.00 | 0.00 | 0.00 | 460.25 | 2,039.75 | 81.59 |
| Education Fund | 1150043130 | ATHLETIC AWARD | 22,500.00 | 6,941.83 | 0.00 | 0.00 | -699.23 | 23,199.23 | 103.11 |
| Education Fund | 1150043230 | GIRLS GOLF SUPPLIES | 3,700.00 | 0.00 | 0.00 | 0.00 | 3,700.00 | 0.00 | 0.00 |
| Education Fund | 1150043330 | SUMMER BASEBALL | 1,400.00 | 0.00 | 0.00 | 0.00 | 1,400.00 | 0.00 | 0.00 |
| Education Fund | 1150043430 | BOYS BOWLING SUPPLIES | 500.00 | 0.00 | 0.00 | 0.00 | 500.00 | 0.00 | 0.00 |
| Education Fund | 1150043530 | ATHLETIC COMP TECH | 0.00 | 0.00 | 0.00 | 0.00 | -6,703.00 | 6,703.00 | 0.00 |
| Education Fund | 1150043630 | BOYS LACROSSE | 4,000.00 | 792.01 | 2,240.00 | 0.00 | 967.99 | 792.01 | 19.80 |
| Education Fund | 1150044030 | BOYS GOLF UNIFORMS | 4,000.00 | 0.00 | 0.00 | 0.00 | 625.00 | 3,375.00 | 84.38 |
| Education Fund | 1150044130 | GIRLS GOLF UNIFORMS | 4,000.00 | 0.00 | 0.00 | 0.00 | 898.70 | 3,101.30 | 77.53 |
| Education Fund | 1150044230 | GIRLS TENNIS UNIFORMS | 2,000.00 | 0.00 | 0.00 | 0.00 | 668.00 | 1,332.00 | 66.60 |
| Education Fund | 1150044330 | BOYS BOWLING | 1,000.00 | 0.00 | 0.00 | 0.00 | 20.00 | 980.00 | 98.00 |
| Education Fund | 1150044430 | GIRLS BOWLING | 1,000.00 | 0.00 | 0.00 | 0.00 | 1,000.00 | 0.00 | 0.00 |
| Education Fund | 1150044530 | BOYS WRESTLING | 1,800.00 | 0.00 | 0.00 | 0.00 | 1,245.00 | 555.00 | 30.83 |

Expenditure Report

Fiscal Year: 2022-2023
Month: April

COUNTY OF GRUNDY SCHOOL DIST 111

| Fund Description | Account | Account Description | Revised Budget | MTD Activity | Encumbrance | Pending Activity | Available Funds | Year to Date Activity | Percent of Budget Used |
|------------------|------------|-----------------------|----------------|--------------|-------------|------------------|-----------------|-----------------------|------------------------|
| Education Fund | 1150044630 | BOYS TRACK UNIFORMS | 1,800.00 | 295.16 | 0.00 | 0.00 | 47.41 | 1,752.59 | 97.37 |
| Education Fund | 1150044730 | GIRLS TRACK UNIFORMS | 1,800.00 | 0.00 | 289.00 | 0.00 | -289.00 | 1,800.00 | 100.00 |
| Education Fund | 1150044830 | BOYS TENNIS UNIFORMS | 0.00 | 0.00 | 0.00 | 0.00 | 0.00 | 0.00 | 0.00 |
| Education Fund | 1150044930 | BASEBALL UNIFORMS | 4,400.00 | 0.00 | 0.00 | 0.00 | 5.43 | 4,394.57 | 99.88 |
| Education Fund | 1150045030 | SOFTBALL UNIFORMS | 4,400.00 | 0.00 | 0.00 | 0.00 | 1,764.39 | 2,635.61 | 59.90 |
| Education Fund | 1150045130 | GIRLS BASKETBALL | 0.00 | 0.00 | 0.00 | 0.00 | 0.00 | 0.00 | 0.00 |
| Education Fund | 1150045230 | BOYS SOCCER UNIFORMS | 0.00 | 0.00 | 0.00 | 0.00 | 0.00 | 0.00 | 0.00 |
| Education Fund | 1150045330 | GIRLS VOLLEYBALL | 0.00 | 0.00 | 0.00 | 0.00 | 0.00 | 0.00 | 0.00 |
| Education Fund | 1150045430 | CROSS COUNTRY | 1,800.00 | 0.00 | 0.00 | 0.00 | 233.00 | 1,567.00 | 87.06 |
| Education Fund | 1150045530 | POMS UNIFORMS | 0.00 | 0.00 | 0.00 | 0.00 | 0.00 | 0.00 | 0.00 |
| Education Fund | 1150045630 | BOYS BASKETBALL | 0.00 | 0.00 | 0.00 | 0.00 | 0.00 | 0.00 | 106 0.00 |
| Education Fund | 1150045730 | BOYS VOLLEYBALL | 0.00 | 0.00 | 0.00 | 0.00 | -395.00 | 395.00 | 0.00 |
| Education Fund | 1150045830 | GIRLS SOCCER UNIFORMS | 0.00 | 0.00 | 0.00 | 0.00 | 0.00 | 0.00 | 0.00 |
| Education Fund | 1150045930 | FOOTBALL UNIFORMS | 0.00 | 0.00 | 0.00 | 0.00 | 0.00 | 0.00 | 0.00 |
| Education Fund | 1150046030 | CHEERLEADING | 0.00 | 0.00 | 0.00 | 0.00 | 0.00 | 0.00 | 0.00 |
| Education Fund | 1150046130 | BOYS LACROSSE | 0.00 | 0.00 | 0.00 | 0.00 | 0.00 | 0.00 | 0.00 |
| Education Fund | 1150141030 | ATHLETIC TRAINER | 0.00 | 0.00 | 0.00 | 0.00 | 0.00 | 0.00 | 0.00 |
| Education Fund | | GIRLS WRESTLING | 6,500.00 | 0.00 | 924.00 | 0.00 | 3,494.80 | 2,081.20 | 32.02 |
| Education Fund | | GIRLS WRESTLING | 5,850.00 | 0.00 | 0.00 | 0.00 | 15.47 | 5,834.53 | 99.74 |
| Education Fund | | GIRLS LACROSSE | 4,000.00 | 0.00 | 380.00 | 0.00 | 3,267.98 | 352.02 | 8.80 |
| Education Fund | | GIRLS LACROSSE | 0.00 | 0.00 | 0.00 | 0.00 | 0.00 | 0.00 | 0.00 |
| Education Fund | 1150042970 | YEARBOOK SUPPLIES | 0.00 | 0.00 | 0.00 | 0.00 | 0.00 | 0.00 | 0.00 |
| Education Fund | 1150041070 | NEWSPAPER SUPPLIES | 500.00 | 0.00 | 0.00 | 0.00 | 101.04 | 398.96 | 79.79 |
| Education Fund | 1150041170 | SPEECH SUPPLIES | 100.00 | 0.00 | 0.00 | 0.00 | 78.18 | 21.82 | 21.82 |

Expenditure Report

Fiscal Year: 2022-2023
Month: April

COUNTY OF GRUNDY SCHOOL DIST 111

| Fund Description | Account | Account Description | Revised Budget | MTD Activity | Encumbrance | Pending Activity | Available Funds | Year to Date Activity | Percent of Budget Used |
|------------------|------------|------------------------|----------------|--------------|-------------|------------------|-----------------|-----------------------|------------------------|
| Education Fund | 1150041270 | KALEIDOSCOPE SUPPLIES | 100.00 | 0.00 | 0.00 | 0.00 | 100.00 | 0.00 | 0.00 |
| Education Fund | 1150041370 | NHS SUPPLIES | 1,500.00 | 0.00 | 0.00 | 0.00 | 881.18 | 618.82 | 41.25 |
| Education Fund | 1150041470 | MUSICAL SUPPLIES | 5,000.00 | 88.86 | 0.00 | 0.00 | -322.07 | 5,322.07 | 106.44 |
| Education Fund | 1150041570 | FALL PLAY SUPPLIES | 1,400.00 | 0.00 | 0.00 | 0.00 | 7.69 | 1,392.31 | 99.45 |
| Education Fund | 1150041670 | STUDENT ACT SUPPLIES | 1,800.00 | 0.00 | 0.00 | 0.00 | 7.90 | 1,792.10 | 99.56 |
| Education Fund | 1150041770 | ACTIVITY OFFICE | 500.00 | 0.00 | 0.00 | 0.00 | 14.25 | 485.75 | 97.15 |
| Education Fund | 1150041870 | CHILDRENS THEATRE | 1,000.00 | 156.94 | 0.00 | 0.00 | 843.06 | 156.94 | 15.69 |
| Education Fund | 1150041970 | INTL CLUB SUPPLIES | 0.00 | 0.00 | 0.00 | 0.00 | 0.00 | 0.00 | 0.00 |
| Education Fund | 1150042070 | WINTERGUARD SUPPLIES | 5,000.00 | 0.00 | 0.00 | 0.00 | 1,432.28 | 3,567.72 | 71.35 |
| Education Fund | 1150042170 | BOOK CLUB AWARDS | 100.00 | 0.00 | 0.00 | 0.00 | 100.00 | 0.00 | 0.00 |
| Education Fund | 1150042270 | FBLA SUPPLIES | 0.00 | 0.00 | 0.00 | 0.00 | 0.00 | 0.00 | 107 0.00 |
| Education Fund | 1150042370 | FNHS INDUCTION | 100.00 | 0.00 | 0.00 | 0.00 | 100.00 | 0.00 | 0.00 |
| Education Fund | 1150042470 | INVESTMENT CLUB | 100.00 | 0.00 | 0.00 | 0.00 | -0.24 | 100.24 | 100.24 |
| Education Fund | 1150042570 | SPANISH NHS INDUCTION | 100.00 | 0.00 | 0.00 | 0.00 | 100.00 | 0.00 | 0.00 |
| Education Fund | 1150042670 | SADD/TATU SUPPLIES | 100.00 | 0.00 | 0.00 | 0.00 | 0.00 | 100.00 | 100.00 |
| Education Fund | 1150042870 | SCHOLASTIC BOWL | 100.00 | 79.95 | 0.00 | 0.00 | 20.05 | 79.95 | 79.95 |
| Education Fund | 1150043170 | MADRIGAL SUPPLIES | 0.00 | 0.00 | 0.00 | 0.00 | 0.00 | 0.00 | 0.00 |
| Education Fund | 1150043370 | SENIOR MURAL | 250.00 | 0.00 | 0.00 | 0.00 | 250.00 | 0.00 | 0.00 |
| Education Fund | 1150043470 | COLOR PAPER SUPPLIES | 400.00 | 0.00 | 0.00 | 0.00 | 400.00 | 0.00 | 0.00 |
| Education Fund | 1150043670 | ACTIVITY P-CARD ORDERS | 3,000.00 | 0.00 | 0.00 | 0.00 | 3,000.00 | 0.00 | 0.00 |
| Education Fund | 1150043770 | INTL THESPIAN SUPPLIES | 500.00 | 0.00 | 0.00 | 18.60 | 186.33 | 295.07 | 59.01 |
| Education Fund | 1150043870 | CHESS TEAM SUPPLIES | 100.00 | 0.00 | 0.00 | 0.00 | 25.03 | 74.97 | 74.97 |
| Education Fund | 1150043970 | PAC SOUND ROOM | 12,000.00 | 77.88 | 2,088.62 | 552.53 | 1,030.55 | 8,328.30 | 69.40 |
| Education Fund | 1150043070 | STUDENT ACT | 0.00 | 0.00 | 0.00 | 0.00 | 0.00 | 0.00 | 0.00 |

Expenditure Report

Fiscal Year: 2022-2023
Month: April

COUNTY OF GRUNDY SCHOOL DIST 111

| Fund Description | Account | Account Description | Revised Budget | MTD Activity | Encumbrance | Pending Activity | Available Funds | Year to Date Activity | Percent of Budget Used |
|------------------|------------|------------------------|----------------|--------------|-------------|------------------|-----------------|-----------------------|------------------------|
| Education Fund | 1150054030 | GIRLS TRACK EQUIPMENT | 0.00 | 0.00 | 0.00 | 0.00 | 0.00 | 0.00 | 0.00 |
| Education Fund | 1150054130 | BOYS TENNIS EQUIPMENT | 0.00 | 0.00 | 0.00 | 0.00 | 0.00 | 0.00 | 0.00 |
| Education Fund | 1150054230 | FOOTBALL EQUIPMENT | 0.00 | 0.00 | 0.00 | 0.00 | 0.00 | 0.00 | 0.00 |
| Education Fund | 1150054330 | GIRLS TENNIS EQUIPMENT | 0.00 | 0.00 | 0.00 | 0.00 | 0.00 | 0.00 | 0.00 |
| Education Fund | 1150054430 | BOYS TRACK EQUIPMENT | 0.00 | 0.00 | 0.00 | 0.00 | 0.00 | 0.00 | 0.00 |
| Education Fund | 1150054530 | GENERAL ATHLETIC | 20,000.00 | 1,102.50 | 7,772.50 | 0.00 | 884.27 | 11,343.23 | 56.72 |
| Education Fund | 1150054630 | BASEBALL EQUIPMENT | 0.00 | 0.00 | 0.00 | 0.00 | 0.00 | 0.00 | 0.00 |
| Education Fund | 1150054730 | BOYS GOLF EQUIPMENT | 0.00 | 0.00 | 0.00 | 0.00 | 0.00 | 0.00 | 0.00 |
| Education Fund | 1150054830 | GIRLS VOLLEYBALL | 0.00 | 0.00 | 0.00 | 0.00 | 0.00 | 0.00 | 0.00 |
| Education Fund | 1150054930 | BOYS VOLLEYBALL | 0.00 | 0.00 | 0.00 | 0.00 | 0.00 | 0.00 | 0.00 |
| Education Fund | 1150055030 | BOYS BASKETBALL | 0.00 | 0.00 | 0.00 | 0.00 | 0.00 | 0.00 | 108 0.00 |
| Education Fund | 1150055130 | SOFTBALL EQUIPMENT | 0.00 | 0.00 | 0.00 | 0.00 | 0.00 | 0.00 | 0.00 |
| Education Fund | 1150055230 | WRESTLING EQUIPMENT | 0.00 | 0.00 | 0.00 | 0.00 | 0.00 | 0.00 | 0.00 |
| Education Fund | 1150055330 | GIRLS BASKETBALL | 0.00 | 0.00 | 0.00 | 0.00 | 0.00 | 0.00 | 0.00 |
| Education Fund | 1150055430 | CROSS COUNTRY | 0.00 | 0.00 | 0.00 | 0.00 | 0.00 | 0.00 | 0.00 |
| Education Fund | 1150055530 | GIRLS BOWLING | 0.00 | 0.00 | 0.00 | 0.00 | 0.00 | 0.00 | 0.00 |
| Education Fund | 1150055630 | BOYS SOCCER | 0.00 | 0.00 | 0.00 | 0.00 | 0.00 | 0.00 | 0.00 |
| Education Fund | 1150055730 | ATHLETIC DIRECTOR | 0.00 | 0.00 | 0.00 | 0.00 | 0.00 | 0.00 | 0.00 |
| Education Fund | 1150055830 | GIRLS SOCCER | 0.00 | 0.00 | 0.00 | 0.00 | 0.00 | 0.00 | 0.00 |
| Education Fund | 1150055930 | POMS EQUIPMENT | 0.00 | 0.00 | 0.00 | 0.00 | 0.00 | 0.00 | 0.00 |
| Education Fund | 1150056030 | GIRLS GOLF EQUIPMENT | 0.00 | 0.00 | 0.00 | 0.00 | 0.00 | 0.00 | 0.00 |
| Education Fund | 1150056130 | CHEERLEADER | 0.00 | 0.00 | 0.00 | 0.00 | 0.00 | 0.00 | 0.00 |
| Education Fund | 1150056230 | BOYS BOWLING | 0.00 | 0.00 | 0.00 | 0.00 | 0.00 | 0.00 | 0.00 |
| Education Fund | 1150056330 | SUMMER BASEBALL | 0.00 | 0.00 | 0.00 | 0.00 | 0.00 | 0.00 | 0.00 |

Expenditure Report

Fiscal Year: 2022-2023
Month: April

COUNTY OF GRUNDY SCHOOL DIST 111

| Fund Description | Account | Account Description | Revised Budget | MTD Activity | Encumbrance | Pending Activity | Available Funds | Year to Date Activity | Percent of Budget Used |
|------------------|------------|-----------------------|----------------|--------------|-------------|------------------|-----------------|-----------------------|------------------------|
| Education Fund | 1150056430 | LACROSSE EQUIPMENT | 0.00 | 0.00 | 0.00 | 0.00 | 0.00 | 0.00 | 0.00 |
| Education Fund | 1150154030 | ATHLETIC TRAINER | 0.00 | 0.00 | 0.00 | 0.00 | 0.00 | 0.00 | 0.00 |
| Education Fund | 1150054070 | STUDENT ACT EQUIPMENT | 0.00 | 75.62 | 0.00 | 0.00 | -75.62 | 75.62 | 0.00 |
| Education Fund | 1150054170 | MAIN OFFICE EQUIPMENT | 0.00 | 0.00 | 0.00 | 0.00 | 0.00 | 0.00 | 0.00 |
| Education Fund | 1150054270 | WINTERGUARD | 0.00 | 0.00 | 0.00 | 0.00 | 0.00 | 0.00 | 0.00 |
| Education Fund | 1150054370 | PAC SOUND ROOM | 20,775.00 | 359.00 | 0.00 | 1,362.01 | 6,029.33 | 13,383.66 | 64.42 |
| Education Fund | 1150039130 | GEN ATHLETIC CLINICS | 3,000.00 | 0.00 | 0.00 | 0.00 | 163.77 | 2,836.23 | 94.54 |
| Education Fund | 1150039230 | ATHLETIC DIRECTOR | 0.00 | 0.00 | 0.00 | 0.00 | 0.00 | 0.00 | 0.00 |
| Education Fund | 1150064030 | ATHLETIC DUES/FEES | 5,000.00 | 598.00 | 155.68 | 0.00 | 3,446.32 | 1,398.00 | 27.96 |
| Education Fund | 1150064570 | TSA FEES | 0.00 | 0.00 | 0.00 | 0.00 | 0.00 | 0.00 | 0.00 |
| Education Fund | 1150064970 | FNHS DUES | 0.00 | 0.00 | 0.00 | 0.00 | 0.00 | 0.00 | 109 0.00 |
| Education Fund | 1150039070 | SPEECH ENTRY FEES | 1,000.00 | 200.00 | 0.00 | 0.00 | 370.00 | 630.00 | 63.00 |
| Education Fund | 1150064070 | SPEECH DUES/FEES | 0.00 | 0.00 | 0.00 | 0.00 | 0.00 | 0.00 | 0.00 |
| Education Fund | 1150064170 | STUDENT ACT | 2,500.00 | 762.30 | 0.00 | 0.00 | 727.21 | 1,772.79 | 70.91 |
| Education Fund | 1150064270 | ICTM REGIONAL/ORAL | 300.00 | 0.00 | 0.00 | 0.00 | 50.00 | 250.00 | 83.33 |
| Education Fund | 1150064370 | WYSE REGISTRATION | 300.00 | 0.00 | 0.00 | 0.00 | 225.00 | 75.00 | 25.00 |
| Education Fund | 1150064470 | FBLA COMPETITION FEES | 0.00 | 0.00 | 0.00 | 0.00 | 0.00 | 0.00 | 0.00 |
| Education Fund | 1150064670 | SPANISH NHS | 100.00 | 0.00 | 0.00 | 0.00 | 100.00 | 0.00 | 0.00 |
| Education Fund | 1150064770 | JOURNALISM FEES/STATE | 500.00 | 0.00 | 0.00 | 0.00 | 500.00 | 0.00 | 0.00 |
| Education Fund | 1150064870 | FFA | 0.00 | 0.00 | 0.00 | 0.00 | 0.00 | 0.00 | 0.00 |
| Education Fund | 1150065170 | WINTERGUARD CIRCUIT | 2,900.00 | 0.00 | 0.00 | 0.00 | -110.00 | 3,010.00 | 103.79 |
| Education Fund | 1150065270 | INDOOR PERCUSSION | 1,500.00 | 0.00 | 0.00 | 0.00 | 310.00 | 1,190.00 | 79.33 |
| Education Fund | 11600110 | SUMMER SCHOOL SALARY | 0.00 | 0.00 | 0.00 | 0.00 | 0.00 | 0.00 | 0.00 |
| Education Fund | 11600211 | SUMMER SCHOOL TRS | 0.00 | 0.00 | 0.00 | 0.00 | 0.00 | 0.00 | 0.00 |

Expenditure Report

Fiscal Year: 2022-2023
Month: April

COUNTY OF GRUNDY SCHOOL DIST 111

| Fund Description | Account | Account Description | Revised Budget | MTD Activity | Encumbrance | Pending Activity | Available Funds | Year to Date Activity | Percent of Budget Used |
|------------------|------------|------------------------|----------------|--------------|-------------|------------------|-----------------|-----------------------|------------------------|
| Education Fund | 10-1600- | SUMMER SCHOOL SALARY | 0.00 | 0.00 | 0.00 | 0.00 | 0.00 | 0.00 | 0.00 |
| Education Fund | 11650390 | GIFTED PUR SERV | 0.00 | 0.00 | 0.00 | 0.00 | 0.00 | 0.00 | 0.00 |
| Education Fund | 11650410 | GIFTED SUPPLIES | 0.00 | 0.00 | 0.00 | 0.00 | 0.00 | 0.00 | 0.00 |
| Education Fund | 11650540 | GIFTED EQUIPMENT | 0.00 | 0.00 | 0.00 | 0.00 | 0.00 | 0.00 | 0.00 |
| Education Fund | 11700110 | DRIVER ED SALARY | 451,571.00 | 37,630.92 | 0.00 | 0.00 | 77,587.25 | 373,983.75 | 82.82 |
| Education Fund | 11700111 | SUMMER DR ED SALARY | 0.00 | 0.00 | 0.00 | 0.00 | 0.00 | 0.00 | 0.00 |
| Education Fund | 11700211 | SUMMER DR ED TRS | 0.00 | 0.00 | 0.00 | 0.00 | 0.00 | 0.00 | 0.00 |
| Education Fund | 1170021121 | DRIVER ED TRS | 54,201.62 | 4,516.78 | 0.00 | 0.00 | 9,312.93 | 44,888.69 | 82.82 |
| Education Fund | 11700222 | DR ED INS | 0.00 | 0.00 | 0.00 | 0.00 | 0.00 | 0.00 | 0.00 |
| Education Fund | 10-1700- | DRIVER ED MEDICAL INS | 93,294.83 | 9,149.34 | 0.00 | 0.00 | 11,751.23 | 81,543.60 | 87.40 |
| Education Fund | | DRIVER ED DENTAL INS | 2,953.37 | 226.68 | 0.00 | 0.00 | 686.57 | 2,266.80 | 11076.75 |
| Education Fund | 1170030021 | DRIVERS ED CONT SERV | 0.00 | 0.00 | 0.00 | 0.00 | 0.00 | 0.00 | 0.00 |
| Education Fund | 1170030021 | DRIVERS ED CONT SERV S | 0.00 | 0.00 | 0.00 | 0.00 | 0.00 | 0.00 | 0.00 |
| Education Fund | 11700323 | DRIVERS ED | 4,500.00 | 0.00 | 0.00 | 0.00 | -3,196.79 | 7,696.79 | 171.04 |
| Education Fund | 1170038021 | DRIVER ED CAR INS | 0.00 | 0.00 | 0.00 | 0.00 | 0.00 | 0.00 | 0.00 |
| Education Fund | 1170041021 | DRIVERS ED SUPPLIES | 2,019.00 | 0.00 | 0.00 | 0.00 | 1,949.00 | 0.00 | 3.47 |
| Education Fund | 1170041021 | DRIVERS ED SUPPLIES S | 0.00 | 0.00 | 0.00 | 0.00 | 0.00 | 0.00 | 0.00 |
| Education Fund | 1170041121 | DR ED COMP TECH | 0.00 | 0.00 | 0.00 | 0.00 | 0.00 | 0.00 | 0.00 |
| Education Fund | 1170042021 | DRIVERS ED TEXTBOOKS | 11,494.00 | 0.00 | 0.00 | 0.00 | 11,494.00 | 0.00 | 0.00 |
| Education Fund | 1170042021 | DRIVERS ED TEXTBOOKS | 0.00 | 0.00 | 0.00 | 0.00 | 0.00 | 0.00 | 0.00 |
| Education Fund | 11700464 | DR ED GAS | 9,000.00 | 588.56 | 0.00 | 286.61 | 3,972.68 | 4,740.71 | 52.67 |
| Education Fund | 1170049021 | DRIVERS ED | 0.00 | 0.00 | 0.00 | 0.00 | 0.00 | 0.00 | 0.00 |
| Education Fund | 1170049021 | DRIVERS ED | 0.00 | 0.00 | 0.00 | 0.00 | 0.00 | 0.00 | 0.00 |
| Education Fund | 1170054021 | DRIVERS ED EQUIPMENT | 0.00 | 0.00 | 0.00 | 0.00 | 0.00 | 0.00 | 0.00 |

Expenditure Report

Fiscal Year: 2022-2023
Month: April

COUNTY OF GRUNDY SCHOOL DIST 111

| Fund Description | Account | Account Description | Revised Budget | MTD Activity | Encumbrance | Pending Activity | Available Funds | Year to Date Activity | Percent of Budget Used |
|------------------|------------|----------------------|----------------|--------------|-------------|------------------|-----------------|-----------------------|------------------------|
| Education Fund | 1170054021 | DRIVERS ED EQUIPMENT | 0.00 | 0.00 | 0.00 | 0.00 | 0.00 | 0.00 | 0.00 |
| Education Fund | 1170055021 | DRIVERS ED VEHICLES | 40,000.00 | 0.00 | 0.00 | 0.00 | 40,000.00 | 0.00 | 0.00 |
| Education Fund | 1170064021 | DRIVERS ED | 0.00 | 0.00 | 0.00 | 0.00 | 0.00 | 0.00 | 0.00 |
| Education Fund | 1170064021 | DRIVERS ED | 0.00 | 0.00 | 0.00 | 0.00 | 0.00 | 0.00 | 0.00 |
| Education Fund | 11800110 | ELL INSTRUCTION | 0.00 | 0.00 | 0.00 | 0.00 | 0.00 | 0.00 | 0.00 |
| Education Fund | 11800211 | ELL TRS | 0.00 | 0.00 | 0.00 | 0.00 | 0.00 | 0.00 | 0.00 |
| Education Fund | 11900110 | MINOOKA ACADEMY DIR | 105,588.32 | 8,799.04 | 0.00 | 0.00 | 17,855.78 | 87,732.54 | 83.09 |
| Education Fund | 11900112 | MINOOKA ACADEMY AIDE | 34,291.13 | 2,857.60 | 0.00 | 0.00 | 5,860.57 | 28,430.56 | 82.91 |
| Education Fund | 11900211 | MINOOKA ACADEMY TRS | 12,673.66 | 1,056.14 | 0.00 | 0.00 | 2,143.28 | 10,530.38 | 83.09 |
| Education Fund | 11900222 | MINOOKA ACADEMY | 30,795.86 | 2,851.86 | 0.00 | 0.00 | 5,390.30 | 25,405.56 | 82.50 |
| Education Fund | | MINOOKA ACADEMY AIDE | 19,986.91 | 1,849.94 | 0.00 | 0.00 | 3,502.19 | 16,484.72 | 1182.48 |
| Education Fund | | MINOOKA ACADEMY | 492.23 | 37.78 | 0.00 | 0.00 | 114.43 | 377.80 | 76.75 |
| Education Fund | 11900390 | MINOOKA ACADEMY PUR | 0.00 | 0.00 | 0.00 | 0.00 | -325.00 | 325.00 | 0.00 |
| Education Fund | 11900332 | MINOOKA ACADEMY | 0.00 | 0.00 | 0.00 | 0.00 | 0.00 | 0.00 | 0.00 |
| Education Fund | 11900410 | MINOOKA ACADEMY | 0.00 | 0.00 | 0.00 | 0.00 | 0.00 | 0.00 | 0.00 |
| Education Fund | 11900411 | MINOOKA ACADEMY COMP | 0.00 | 0.00 | 0.00 | 0.00 | 0.00 | 0.00 | 0.00 |
| Education Fund | 11900420 | MINOOKA ACADEMY | 0.00 | 0.00 | 0.00 | 0.00 | 0.00 | 0.00 | 0.00 |
| Education Fund | 11900540 | MINOOKA ACADEMY | 0.00 | 0.00 | 0.00 | 0.00 | 0.00 | 0.00 | 0.00 |
| Education Fund | 11900640 | MINOOKA ACADEMY | 0.00 | 0.00 | 0.00 | 0.00 | 0.00 | 0.00 | 0.00 |
| Education Fund | 11912670 | SPECIAL EDUCATION | 1,772,852.00 | 226,084.32 | 0.00 | 8,599.20 | 184,720.13 | 1,579,532.67 | 89.10 |
| Education Fund | 12100112 | ASST PRIN-LEARNING | 0.00 | 0.00 | 0.00 | 0.00 | 0.00 | 0.00 | 0.00 |
| Education Fund | 12100113 | MAIN OFFICE SECY | 37,026.16 | 2,666.34 | 0.00 | 0.00 | 7,028.97 | 29,997.19 | 81.02 |
| Education Fund | 12100110 | DIRECTOR STUDENT | 133,954.19 | 11,162.84 | 0.00 | 0.00 | 22,325.79 | 111,628.40 | 83.33 |
| Education Fund | 12100111 | DIR OF STUDENT SERV | 0.00 | 0.00 | 0.00 | 0.00 | 0.00 | 0.00 | 0.00 |

Expenditure Report

Fiscal Year: 2022-2023
Month: April

COUNTY OF GRUNDY SCHOOL DIST 111

| Fund Description | Account | Account Description | Revised Budget | MTD Activity | Encumbrance | Pending Activity | Available Funds | Year to Date Activity | Percent of Budget Used |
|------------------|-------------|--------------------------|----------------|--------------|-------------|------------------|-----------------|-----------------------|------------------------|
| Education Fund | 12100120 | SUMMER MAIN OFFICE | 0.00 | 0.00 | 0.00 | 0.00 | 0.00 | 0.00 | 0.00 |
| Education Fund | 12100211 | DIR OF STUDENT SERV | 0.00 | 0.00 | 0.00 | 0.00 | 0.00 | 0.00 | 0.00 |
| Education Fund | 121002111 | ASST PRIN-LEARNING TRS | 0.00 | 0.00 | 0.00 | 0.00 | 0.00 | 0.00 | 0.00 |
| Education Fund | 10-2100- | DIRECTOR STUDENT SERV | 16,413.07 | 1,367.78 | 0.00 | 0.00 | 2,735.27 | 13,677.80 | 83.33 |
| Education Fund | 10-2100- | DIRECTOR STUDENT | 0.00 | 0.00 | 0.00 | 0.00 | 0.00 | 0.00 | 0.00 |
| Education Fund | 12100222 | MAIN OFFICE GROUP INS | 0.00 | 0.00 | 0.00 | 0.00 | 0.00 | 0.00 | 0.00 |
| Education Fund | | 10 E 2100 2220 00 300 | 26,447.52 | 852.74 | 0.00 | 0.00 | 11,711.23 | 14,736.29 | 55.72 |
| Education Fund | 12100223 | DIRECTOR STUDENT | 100.00 | 8.40 | 0.00 | 0.00 | 18.40 | 81.60 | 81.60 |
| Education Fund | | 10 E 2100 2230 00 300 | 0.00 | 0.00 | 0.00 | 0.00 | -48.47 | 48.47 | 0.00 |
| Education Fund | 12100300 | MAIN OFFICE PUR SERV | 0.00 | 0.00 | 0.00 | 0.00 | 0.00 | 0.00 | 0.00 |
| Education Fund | 12100390 | DIRECTOR STUDENT SERV | 200.00 | 0.00 | 0.00 | 0.00 | 200.00 | 0.00 | 112 0.00 |
| Education Fund | 12100400 | DIRECTOR STUDENT SERV | 350.00 | 0.00 | 0.00 | 0.00 | 350.00 | 0.00 | 0.00 |
| Education Fund | 12100410 | MAIN OFFICE SUPPLIES | 0.00 | 0.00 | 0.00 | 0.00 | 0.00 | 0.00 | 0.00 |
| Education Fund | 12100540 | MAIN OFFICE EQUIPMENT | 0.00 | 0.00 | 0.00 | 0.00 | 0.00 | 0.00 | 0.00 |
| Education Fund | 12100640 | CLINICS/WORKSHOPS | 0.00 | 0.00 | 0.00 | 0.00 | 0.00 | 0.00 | 0.00 |
| Education Fund | 12100641 | PROFESSIONAL DUES | 0.00 | 0.00 | 0.00 | 0.00 | 0.00 | 0.00 | 0.00 |
| Education Fund | 12100642 | DIR STUDENT SER | 400.00 | 0.00 | 0.00 | 0.00 | 400.00 | 0.00 | 0.00 |
| Education Fund | 12100643 | DIR STUDENT SERV | 0.00 | 0.00 | 0.00 | 0.00 | 0.00 | 0.00 | 0.00 |
| Education Fund | 12110100 | TITLE 1 SALARIES | 20,326.04 | 1,693.88 | 0.00 | 0.00 | 3,475.16 | 16,850.88 | 82.90 |
| Education Fund | 10-2110-211 | TITLE 1 SALARIES (IC) | 2,439.58 | 381.00 | 0.00 | 0.00 | -1,346.26 | 3,785.84 | 155.18 |
| Education Fund | 10-2110-222 | TITLE 1 SALARIES (BMF 2) | 11,966.74 | 1,104.68 | 0.00 | 0.00 | 2,125.70 | 9,841.04 | 82.24 |
| Education Fund | | TITLE I DENTAL INS | 201.27 | 15.40 | 0.00 | 0.00 | 47.27 | 154.00 | 76.51 |
| Education Fund | 12113110 | SOCIAL WORKER SALARY | 235,800.22 | 18,704.54 | 0.00 | 0.00 | 46,009.65 | 189,790.57 | 80.49 |
| Education Fund | 12113211 | SOCIAL WORKER TRS | 28,302.86 | 2,245.09 | 0.00 | 0.00 | 5,522.36 | 22,780.50 | 80.49 |

Expenditure Report

Fiscal Year: 2022-2023
Month: April

COUNTY OF GRUNDY SCHOOL DIST 111

| Fund Description | Account | Account Description | Revised Budget | MTD Activity | Encumbrance | Pending Activity | Available Funds | Year to Date Activity | Percent of Budget Used |
|------------------|-----------|-----------------------|----------------|--------------|-------------|------------------|-----------------|-----------------------|------------------------|
| Education Fund | 12113222 | SOCIAL WORKERS GROUP | 57,518.59 | 5,327.28 | 0.00 | 0.00 | 10,047.55 | 47,471.04 | 82.53 |
| Education Fund | | SOCIAL WORKER DENTAL | 1,275.42 | 97.94 | 0.00 | 0.00 | 296.02 | 979.40 | 76.79 |
| Education Fund | 12113390 | SOCIAL WORKER PUR | 0.00 | 0.00 | 0.00 | 0.00 | 0.00 | 0.00 | 0.00 |
| Education Fund | 121133902 | SOCIAL WOKER CONT | 0.00 | 0.00 | 0.00 | 0.00 | 0.00 | 0.00 | 0.00 |
| Education Fund | 12113332 | SOCIAL WORKER | 0.00 | 0.00 | 0.00 | 0.00 | 0.00 | 0.00 | 0.00 |
| Education Fund | 121133322 | SOCIAL WORKER | 0.00 | 0.00 | 0.00 | 0.00 | 0.00 | 0.00 | 0.00 |
| Education Fund | 12113410 | SOCIAL WORKER | 1,000.00 | 0.00 | 0.00 | 0.00 | 661.63 | 338.37 | 33.84 |
| Education Fund | 12113411 | SOCIAL WKR COMP TECH | 0.00 | 0.00 | 0.00 | 0.00 | 0.00 | 0.00 | 0.00 |
| Education Fund | 12113414 | SOCIAL WORKER TESTING | 0.00 | 0.00 | 0.00 | 0.00 | 0.00 | 0.00 | 0.00 |
| Education Fund | 121134102 | SOCIAL WORKER | 0.00 | 0.00 | 0.00 | 0.00 | 0.00 | 0.00 | 0.00 |
| Education Fund | 121134112 | SOC WKR COMP TECK | 0.00 | 0.00 | 0.00 | 0.00 | 0.00 | 0.00 | 113 0.00 |
| Education Fund | 121134142 | SOCIAL WORKER TESTING | 0.00 | 0.00 | 0.00 | 0.00 | 0.00 | 0.00 | 0.00 |
| Education Fund | 12113490 | SOC WORKER | 0.00 | 0.00 | 0.00 | 0.00 | 0.00 | 0.00 | 0.00 |
| Education Fund | 121134902 | SOCIAL WORKER | 0.00 | 0.00 | 0.00 | 0.00 | 0.00 | 0.00 | 0.00 |
| Education Fund | 12113640 | SOC WORKER | 0.00 | 0.00 | 0.00 | 0.00 | 0.00 | 0.00 | 0.00 |
| Education Fund | 121136402 | SOCIAL WORKER | 0.00 | 0.00 | 0.00 | 0.00 | 0.00 | 0.00 | 0.00 |
| Education Fund | 12120110 | GUIDANCE SALARY | 477,189.63 | 37,694.68 | 0.00 | 0.00 | 83,949.92 | 393,239.71 | 82.41 |
| Education Fund | | ESSER III - GUIDANCE | 113,069.63 | 3,797.16 | 0.00 | 0.00 | 50,648.72 | 62,420.91 | 55.21 |
| Education Fund | 12120211 | GUIDANCE TRS | 57,276.59 | 4,524.44 | 0.00 | 0.00 | 10,076.59 | 47,200.00 | 82.41 |
| Education Fund | | ESSER TRS | 13,571.63 | 854.08 | 0.00 | 0.00 | -40.05 | 13,611.68 | 100.30 |
| Education Fund | 12120222 | GUIDANCE GROUP INS | 140,658.19 | 10,873.42 | 0.00 | 0.00 | 42,199.20 | 98,458.99 | 70.00 |
| Education Fund | | ESSER MEDICAL INS | 8,781.44 | 866.00 | 0.00 | 0.00 | 1,057.44 | 7,724.00 | 87.96 |
| Education Fund | | GUIDANCE DENTAL INS | 3,244.52 | 226.68 | 0.00 | 0.00 | 958.83 | 2,285.69 | 70.45 |
| Education Fund | | ESSER DENTAL INS | 544.03 | 37.78 | 0.00 | 0.00 | 166.23 | 377.80 | 69.44 |

Expenditure Report

Fiscal Year: 2022-2023
Month: April

COUNTY OF GRUNDY SCHOOL DIST 111

| Fund Description | Account | Account Description | Revised Budget | MTD Activity | Encumbrance | Pending Activity | Available Funds | Year to Date Activity | Percent of Budget Used |
|------------------|------------|-------------------------|----------------|--------------|-------------|------------------|-----------------|-----------------------|------------------------|
| Education Fund | 12120314 | GUIDANCE PUR SERV | 100.00 | 0.00 | 0.00 | 0.00 | 0.00 | 100.00 | 100.00 |
| Education Fund | 12120415 | A.P. TESTING SERVICES | 0.00 | 0.00 | 0.00 | 0.00 | 0.00 | 0.00 | 0.00 |
| Education Fund | 121203142 | GUIDANCE CONT SERV S | 0.00 | 0.00 | 0.00 | 0.00 | 0.00 | 0.00 | 0.00 |
| Education Fund | 121204152 | A.P. TESTING SERVICES S | 0.00 | 0.00 | 0.00 | 0.00 | 0.00 | 0.00 | 0.00 |
| Education Fund | 12120411 | GUIDANCE COMP TECH | 0.00 | 0.00 | 0.00 | 0.00 | 0.00 | 0.00 | 0.00 |
| Education Fund | 12120412 | GUIDANCE SUPPLIES | 1,000.00 | 350.00 | 0.00 | 0.00 | -3,110.09 | 4,110.09 | 411.01 |
| Education Fund | 12120414 | GUIDANCE TESTING | 500.00 | 0.00 | 0.00 | 0.00 | 500.00 | 0.00 | 0.00 |
| Education Fund | 1212041030 | ALC SUPPLIES & S/W | 0.00 | 0.00 | 0.00 | 0.00 | 0.00 | 0.00 | 0.00 |
| Education Fund | 121204112 | GUIDANCE COMP TECH | 0.00 | 0.00 | 0.00 | 0.00 | 0.00 | 0.00 | 0.00 |
| Education Fund | 121204122 | GUIDANCE SUPPLIES S | 500.00 | 0.00 | 37.99 | 0.00 | 312.32 | 149.69 | 29.94 |
| Education Fund | 121204142 | GUIDANCE TESTING S | 0.00 | 0.00 | 0.00 | 0.00 | 0.00 | 0.00 | 114 0.00 |
| Education Fund | 12120420 | GUIDANCE REF BOOKS | 0.00 | 0.00 | 0.00 | 0.00 | 0.00 | 0.00 | 0.00 |
| Education Fund | 121204202 | GUIDANCE REFERENCE | 0.00 | 0.00 | 0.00 | 0.00 | 0.00 | 0.00 | 0.00 |
| Education Fund | 12120540 | GUIDANCE EQUIPMENT | 0.00 | 0.00 | 0.00 | 0.00 | 0.00 | 0.00 | 0.00 |
| Education Fund | 121205402 | GUIDANCE EQUIPMENT S | 0.00 | 0.00 | 0.00 | 0.00 | 0.00 | 0.00 | 0.00 |
| Education Fund | 12120640 | GUIDANCE DUES | 0.00 | 0.00 | 0.00 | 0.00 | 0.00 | 0.00 | 0.00 |
| Education Fund | 12120641 | GUIDANCE | 0.00 | 0.00 | 0.00 | 0.00 | 0.00 | 0.00 | 0.00 |
| Education Fund | 121206402 | GUIDANCE DUES/FEES/LIT | 0.00 | 0.00 | 0.00 | 0.00 | 0.00 | 0.00 | 0.00 |
| Education Fund | 121206412 | GUIDANCE | 0.00 | 0.00 | 0.00 | 0.00 | -690.00 | 690.00 | 0.00 |
| Education Fund | 12125110 | REGISTRAR SALARY | 45,532.50 | 4,471.53 | 0.00 | 0.00 | 4,488.97 | 41,043.53 | 90.14 |
| Education Fund | 12125111 | ACADEMIC RESOURCE | 46,279.20 | 3,805.58 | 0.00 | 0.00 | 12,560.86 | 33,718.34 | 72.86 |
| Education Fund | 12125112 | ASST. REGISTRAR | 33,501.00 | 2,894.12 | 0.00 | 0.00 | 4,568.43 | 28,932.57 | 86.36 |
| Education Fund | 12125211 | CAREER CENTER TRS | 0.00 | 0.00 | 0.00 | 0.00 | 0.00 | 0.00 | 0.00 |
| Education Fund | 12125222 | REGISTRAR GROUP INS | 29,264.66 | 2,709.90 | 0.00 | 0.00 | 5,122.94 | 24,141.72 | 82.49 |

Expenditure Report

Fiscal Year: 2022-2023
Month: April

COUNTY OF GRUNDY SCHOOL DIST 111

| Fund Description | Account | Account Description | Revised Budget | MTD Activity | Encumbrance | Pending Activity | Available Funds | Year to Date Activity | Percent of Budget Used |
|------------------|-----------|------------------------|----------------|--------------|-------------|------------------|-----------------|-----------------------|------------------------|
| Education Fund | 12125223 | CAREER CTR GROUP INS | 8,820.69 | 2,696.64 | 0.00 | 0.00 | -11,867.89 | 20,688.58 | 234.55 |
| Education Fund | 10-2125- | ASST. REGISTRAR (BMF) | 4.00 | 2,709.90 | 0.00 | 0.00 | -15,186.86 | 15,190.86 | 379,771.50 |
| Education Fund | | REGISTRAR DENTAL INS | 492.23 | 37.78 | 0.00 | 0.00 | 114.43 | 377.80 | 76.75 |
| Education Fund | | 10 E 2125 2230 00 300 | 0.00 | 0.00 | 0.00 | 0.00 | -170.01 | 170.01 | 0.00 |
| Education Fund | | ASST. REGISTRAR DENTAL | 0.00 | 37.78 | 0.00 | 0.00 | -225.33 | 225.33 | 0.00 |
| Education Fund | 12125300 | REGISTRAR PUR SERV | 0.00 | 0.00 | 0.00 | 0.00 | 0.00 | 0.00 | 0.00 |
| Education Fund | 12125390 | CAREER CTR PUR SERV | 0.00 | 0.00 | 0.00 | 0.00 | 0.00 | 0.00 | 0.00 |
| Education Fund | 121253002 | REGISTRAR CONT SERV S | 8,000.00 | 0.00 | 0.00 | 0.00 | 3,732.44 | 4,267.56 | 53.34 |
| Education Fund | 121253902 | CAREER CTR CONT SERV | 0.00 | 0.00 | 0.00 | 0.00 | 0.00 | 0.00 | 0.00 |
| Education Fund | 12125323 | CAREER CTR | 0.00 | 0.00 | 0.00 | 0.00 | 0.00 | 0.00 | 0.00 |
| Education Fund | 12125324 | REGISTRAR REPAIR/MAINT | 0.00 | 0.00 | 0.00 | 0.00 | 0.00 | 0.00 | 115 0.00 |
| Education Fund | 121253232 | CAREER CTR | 0.00 | 0.00 | 0.00 | 0.00 | 0.00 | 0.00 | 0.00 |
| Education Fund | 121253242 | REGISTRAR REPAIR/MAINT | 0.00 | 0.00 | 0.00 | 0.00 | 0.00 | 0.00 | 0.00 |
| Education Fund | 12125410 | CAREER CENTER | 0.00 | 0.00 | 0.00 | 0.00 | 0.00 | 0.00 | 0.00 |
| Education Fund | 121254101 | CAREER CENTER COMP | 0.00 | 0.00 | 0.00 | 0.00 | 0.00 | 0.00 | 0.00 |
| Education Fund | 12125411 | REGISTRAR SUPPLIES | 1,500.00 | 0.00 | 0.00 | 0.00 | 1,022.93 | 477.07 | 31.80 |
| Education Fund | 12125412 | REGISTRAR COMP TECH | 0.00 | 0.00 | 0.00 | 0.00 | 0.00 | 0.00 | 0.00 |
| Education Fund | 121254102 | CAREER CTR SUPPLIES S | 0.00 | 0.00 | 0.00 | 0.00 | 0.00 | 0.00 | 0.00 |
| Education Fund | 121254112 | REGISTRAR SUPPLIES S | 0.00 | 0.00 | 0.00 | 0.00 | 0.00 | 0.00 | 0.00 |
| Education Fund | 121254122 | REGISTRAR COMP TECH | 0.00 | 0.00 | 0.00 | 0.00 | 0.00 | 0.00 | 0.00 |
| Education Fund | 12125540 | CAREER CTR EQUIPMENT | 0.00 | 0.00 | 0.00 | 0.00 | 0.00 | 0.00 | 0.00 |
| Education Fund | 12125541 | REGISTRAR EQUIPMENT | 0.00 | 0.00 | 0.00 | 0.00 | 0.00 | 0.00 | 0.00 |
| Education Fund | 121255402 | CAREER CTR EQUIPMENT | 0.00 | 0.00 | 0.00 | 0.00 | 0.00 | 0.00 | 0.00 |
| Education Fund | 121255412 | REGISTRAR EQUIPMENT S | 0.00 | 0.00 | 0.00 | 0.00 | 0.00 | 0.00 | 0.00 |

Expenditure Report

Fiscal Year: 2022-2023
Month: April

COUNTY OF GRUNDY SCHOOL DIST 111

| Fund Description | Account | Account Description | Revised Budget | MTD Activity | Encumbrance | Pending Activity | Available Funds | Year to Date Activity | Percent of Budget Used |
|------------------|-------------|------------------------|----------------|--------------|-------------|------------------|-----------------|-----------------------|------------------------|
| Education Fund | | ARP - IDEA NURSE | 0.00 | -198.00 | 0.00 | 0.00 | -11,160.30 | 11,160.30 | 0.00 |
| Education Fund | 12134110 | NURSE SALARY | 46,324.08 | 4,080.78 | 0.00 | 0.00 | 2,034.73 | 44,289.35 | 95.61 |
| Education Fund | 12134111 | NURSE SALARY S.C. | 101,424.08 | 5,777.26 | 0.00 | 0.00 | 44,317.65 | 57,106.43 | 56.30 |
| Education Fund | 12134211 | NURSE TRS | 0.00 | 0.00 | 0.00 | 0.00 | 0.00 | 0.00 | 0.00 |
| Education Fund | 10-2134- | NURSE SALARY S.C. (IC) | 0.00 | 0.00 | 0.00 | 0.00 | 0.00 | 0.00 | 0.00 |
| Education Fund | 12134222 | NURSE GROUP INS | 53.20 | 4.20 | 0.00 | 0.00 | 8.56 | 44.64 | 83.91 |
| Education Fund | 10-2134- | NURSE SALARY S.C. | 45.60 | 4.00 | 0.00 | 0.00 | 3.80 | 41.80 | 91.67 |
| Education Fund | 12134300 | NURSE PUR SERV | 0.00 | 0.00 | 0.00 | 0.00 | -517.85 | 517.85 | 0.00 |
| Education Fund | 121343002 | NURSE CONT SERV S | 0.00 | 0.00 | 0.00 | 0.00 | 0.00 | 0.00 | 0.00 |
| Education Fund | 12134323 | NURSE REPAIR/MAINT | 0.00 | 0.00 | 0.00 | 0.00 | 0.00 | 0.00 | 0.00 |
| Education Fund | 121343232 | NURSE REPAIR/MAINT S | 0.00 | 0.00 | 0.00 | 0.00 | 0.00 | 0.00 | 116 0.00 |
| Education Fund | 12134410 | NURSE SUPPLIES | 5,500.00 | 857.38 | 1,751.05 | 530.04 | -222.46 | 3,441.37 | 62.57 |
| Education Fund | 12134411 | NURSES SUPPLIES-BBP | 0.00 | 0.00 | 0.00 | 0.00 | 0.00 | 0.00 | 0.00 |
| Education Fund | 12134412 | NURSE COMP TECH | 0.00 | 0.00 | 0.00 | 0.00 | 0.00 | 0.00 | 0.00 |
| Education Fund | 121344102 | NURSE SUPPLIES S | 100.00 | 0.00 | 0.00 | 0.00 | -351.92 | 451.92 | 451.92 |
| Education Fund | 121344112 | NURSES SUPPLIES-BBP S | 0.00 | 0.00 | 0.00 | 0.00 | 0.00 | 0.00 | 0.00 |
| Education Fund | 121344122 | NURSE COMP TECH | 0.00 | 0.00 | 0.00 | 0.00 | 0.00 | 0.00 | 0.00 |
| Education Fund | 12134420 | RN REFERENCE BOOKS | 0.00 | 0.00 | 0.00 | 0.00 | 0.00 | 0.00 | 0.00 |
| Education Fund | 121344202 | NURSE REFERENCE | 0.00 | 0.00 | 0.00 | 0.00 | 0.00 | 0.00 | 0.00 |
| Education Fund | 12134540 | NURSE EQUIPMENT | 0.00 | 0.00 | 0.00 | 0.00 | 0.00 | 0.00 | 0.00 |
| Education Fund | 121345402 | NURSE EQUIPMENT S | 0.00 | 0.00 | 0.00 | 0.00 | 0.00 | 0.00 | 0.00 |
| Education Fund | 12140110 | PSYCHOLOGIST SALARY | 161,626.02 | 12,767.34 | 0.00 | 0.00 | 30,391.63 | 131,234.39 | 81.20 |
| Education Fund | 10-2140-211 | PSYCHOLOGIST TRS | 19,399.81 | 1,532.48 | 0.00 | 0.00 | 3,647.69 | 15,752.12 | 81.20 |
| Education Fund | 12140222 | PSYCHOLOGIST | 100.00 | 8.40 | 0.00 | 0.00 | 18.40 | 81.60 | 81.60 |

Expenditure Report

Fiscal Year: 2022-2023
Month: April

COUNTY OF GRUNDY SCHOOL DIST 111

| Fund Description | Account | Account Description | Revised Budget | MTD Activity | Encumbrance | Pending Activity | Available Funds | Year to Date Activity | Percent of Budget Used |
|------------------|-----------|--------------------------|----------------|--------------|-------------|------------------|-----------------|-----------------------|------------------------|
| Education Fund | 12140400 | PSYCHOLOGIST SUPPLIES | 0.00 | 0.00 | 0.00 | 0.00 | 0.00 | 0.00 | 0.00 |
| Education Fund | 12142300 | PSYCHOLOGICAL | 0.00 | 0.00 | 0.00 | 0.00 | 0.00 | 0.00 | 0.00 |
| Education Fund | 10-2190- | CSBO SALARY (BIMRF) | 0.00 | 0.00 | 0.00 | 0.00 | 0.00 | 0.00 | 0.00 |
| Education Fund | | TITLE II SALARIES | 0.00 | 0.00 | 0.00 | 0.00 | 0.00 | 0.00 | 0.00 |
| Education Fund | 12210110 | DIRECTOR C/I SALARY | 101,115.38 | 10,833.34 | 0.00 | 0.00 | 3,282.06 | 97,833.32 | 96.75 |
| Education Fund | 12210112 | PROF. DEVELOPMENT | 0.00 | 0.00 | 0.00 | 0.00 | 0.00 | 0.00 | 0.00 |
| Education Fund | 12210113 | SPECIAL ED TEACHERS - | 0.00 | 0.00 | 0.00 | 0.00 | 0.00 | 0.00 | 0.00 |
| Education Fund | 122101173 | Title II Salaries | 18,000.00 | 0.00 | 0.00 | 0.00 | 12,000.00 | 6,000.00 | 33.33 |
| Education Fund | 12210111 | DIR C/I SEC. SALARY | 35,000.00 | 2,796.62 | 0.00 | 0.00 | 6,477.33 | 28,522.67 | 81.49 |
| Education Fund | | TITLE II TRS | 2,160.52 | 0.00 | 0.00 | 0.00 | 2,160.52 | 0.00 | 0.00 |
| Education Fund | 10-2210- | DIRECTOR C/I SALARY (BT) | 12,389.41 | 1,327.38 | 0.00 | 0.00 | 402.15 | 11,987.26 | 11796.75 |
| Education Fund | 12210211 | DIR OF C/I TRS | 0.00 | 0.00 | 0.00 | 0.00 | 0.00 | 0.00 | 0.00 |
| Education Fund | | 10 E 2210 2110 00 300 | 0.00 | 0.00 | 0.00 | 0.00 | 0.00 | 0.00 | 0.00 |
| Education Fund | 10-2210- | DIRECTOR C/I SALARY | 0.00 | 0.00 | 0.00 | 0.00 | 0.00 | 0.00 | 0.00 |
| Education Fund | 12210222 | DIRECTOR C/I INS | 27,009.86 | 2,727.02 | 0.00 | 0.00 | 4,940.68 | 22,069.18 | 81.71 |
| Education Fund | | 10 E 2210 2220 00 300 | 0.00 | 0.00 | 0.00 | 0.00 | 0.00 | 0.00 | 0.00 |
| Education Fund | 12210223 | DIR C/I SEC INSURANCE | 28,997.98 | 2,709.90 | 0.00 | 0.00 | 4,985.79 | 24,012.19 | 82.81 |
| Education Fund | | DIRECTOR C/I DENTAL INS | 1,458.53 | 120.54 | 0.00 | 0.00 | 373.67 | 1,084.86 | 74.38 |
| Education Fund | | 10 E 2210 2230 00 300 | 0.00 | 0.00 | 0.00 | 0.00 | 0.00 | 0.00 | 0.00 |
| Education Fund | | DIR C/I SEC DENTAL INS | 487.78 | 37.78 | 0.00 | 0.00 | 112.19 | 375.59 | 77.00 |
| Education Fund | 12210305 | TITLE II PURCHASE | 20,000.00 | 0.00 | 0.00 | 0.00 | 4,738.64 | 15,261.36 | 76.31 |
| Education Fund | 12200303 | IDEA PART B SP ED PROF | 0.00 | 0.00 | 0.00 | 0.00 | 0.00 | 0.00 | 0.00 |
| Education Fund | 12200304 | IDEA PART B SP ED PROF | 0.00 | 0.00 | 0.00 | 0.00 | 0.00 | 0.00 | 0.00 |
| Education Fund | 12210300 | IDEA PART B SP ED PROF | 10,000.00 | 239.00 | 146.00 | 355.00 | 4,441.62 | 5,057.38 | 50.57 |

Expenditure Report

Fiscal Year: 2022-2023
Month: April

COUNTY OF GRUNDY SCHOOL DIST 111

| Fund Description | Account | Account Description | Revised Budget | MTD Activity | Encumbrance | Pending Activity | Available Funds | Year to Date Activity | Percent of Budget Used |
|------------------|------------|------------------------|----------------|--------------|-------------|------------------|-----------------|-----------------------|------------------------|
| Education Fund | 12210302 | IDEA PART B SP ED PROF | 0.00 | 0.00 | 0.00 | 0.00 | 0.00 | 0.00 | 0.00 |
| Education Fund | 12210303 | IDEA PART B SP ED PROF | 0.00 | 0.00 | 0.00 | 0.00 | 0.00 | 0.00 | 0.00 |
| Education Fund | 12210304 | IDEA PART B SP ED PROF | 0.00 | 0.00 | 0.00 | 0.00 | 0.00 | 0.00 | 0.00 |
| Education Fund | 12210306 | TESTING SERVICE | 80,000.00 | 0.00 | 102,520.00 | 0.00 | -37,371.20 | 14,851.20 | 18.56 |
| Education Fund | 12210390 | DIRECTOR C/I PURCHASE | 0.00 | 0.00 | 0.00 | 0.00 | 0.00 | 0.00 | 0.00 |
| Education Fund | 1221031005 | PROF DEVEL ENGLISH | 3,800.00 | 0.00 | 0.00 | 191.04 | 2,645.96 | 963.00 | 25.34 |
| Education Fund | 1221031106 | PROF DEVEL WORLD | 3,800.00 | 0.00 | 410.00 | 0.00 | 2,046.00 | 1,344.00 | 35.37 |
| Education Fund | 1221031210 | PROF DEVEL CTE | 3,800.00 | 0.00 | 500.00 | 0.00 | 4,631.00 | -1,331.00 | -35.03 |
| Education Fund | 1221030811 | PROF DELEV MATH | 3,800.00 | 0.00 | 35.95 | 149.00 | 1,815.25 | 1,799.80 | 47.36 |
| Education Fund | 1221030913 | PROF DEVEL SCIENCE | 3,800.00 | 0.00 | 0.00 | 0.00 | 3,501.00 | 299.00 | 7.87 |
| Education Fund | 1221031315 | PROF DEVEL SOCIAL | 3,800.00 | 200.00 | 0.00 | 0.00 | 3,483.95 | 316.05 | 118 8.32 |
| Education Fund | 1221030750 | PROF DEVEL | 3,800.00 | 0.00 | 0.00 | 0.00 | 3,225.00 | 575.00 | 15.13 |
| Education Fund | 12210301 | PROF. DEVELOPMENT | 17,000.00 | 1,522.08 | 400.00 | 0.00 | 8,334.14 | 8,265.86 | 48.62 |
| Education Fund | 12210401 | SPECIAL ED GRANT | 0.00 | 0.00 | 0.00 | 0.00 | 0.00 | 0.00 | 0.00 |
| Education Fund | 12210400 | DIRECTOR C/I SUPPLIES | 3,000.00 | 0.00 | 0.00 | 0.00 | 2,568.39 | 431.61 | 14.39 |
| Education Fund | 12210402 | TITLE II SUPPLIES | 1,500.00 | 922.91 | 14.00 | 0.00 | -1,586.55 | 3,072.55 | 204.84 |
| Education Fund | 12210640 | DIRECTOR C/I | 0.00 | 0.00 | 0.00 | 0.00 | -419.00 | 419.00 | 0.00 |
| Education Fund | 12210642 | DIRECTOR C/I | 0.00 | 0.00 | 0.00 | 0.00 | 0.00 | 0.00 | 0.00 |
| Education Fund | 12212211 | CURR DEVLOP/LEARN | 0.00 | 0.00 | 0.00 | 0.00 | 0.00 | 0.00 | 0.00 |
| Education Fund | 12213211 | TYPE 75 TRS | 0.00 | 0.00 | 0.00 | 0.00 | 0.00 | 0.00 | 0.00 |
| Education Fund | 12220400 | LIBRARY CHAPTER II | 0.00 | 0.00 | 0.00 | 0.00 | 0.00 | 0.00 | 0.00 |
| Education Fund | 12222110 | CYBRARY AIDE SALARY | 53,689.20 | 4,489.10 | 0.00 | 0.00 | 8,981.70 | 44,707.50 | 83.27 |
| Education Fund | 12222111 | LIBRARY SALARY | 55,861.45 | 4,412.66 | 0.00 | 0.00 | 10,761.57 | 45,099.88 | 80.74 |
| Education Fund | 12222112 | CYBRARY AIDE SALARY | 27,667.20 | 2,305.60 | 0.00 | 0.00 | 4,596.72 | 23,070.48 | 83.39 |

Expenditure Report

Fiscal Year: 2022-2023
Month: April

COUNTY OF GRUNDY SCHOOL DIST 111

| Fund Description | Account | Account Description | Revised Budget | MTD Activity | Encumbrance | Pending Activity | Available Funds | Year to Date Activity | Percent of Budget Used |
|------------------|-----------|-------------------------|----------------|--------------|-------------|------------------|-----------------|-----------------------|------------------------|
| Education Fund | 12222211 | LIBRARY TRS | 0.00 | 0.00 | 0.00 | 0.00 | 0.00 | 0.00 | 0.00 |
| Education Fund | | LIBRARY TRS | 6,704.99 | 529.66 | 0.00 | 0.00 | 1,291.56 | 5,413.43 | 80.74 |
| Education Fund | 122222112 | LIB ASST TRS S.C. | 0.00 | 0.00 | 0.00 | 0.00 | 0.00 | 0.00 | 0.00 |
| Education Fund | 12222222 | LIBRARY AIDE GROUP INS | 29,092.27 | 3,549.38 | 0.00 | 0.00 | 1,670.99 | 27,421.28 | 94.26 |
| Education Fund | | LIBRARY GROUP INS | 9,372.00 | 866.00 | 0.00 | 0.00 | 1,648.00 | 7,724.00 | 82.42 |
| Education Fund | 10-2222- | LIB ASST SALARY S.C. | 29,092.27 | 2,696.64 | 0.00 | 0.00 | 5,081.95 | 24,010.32 | 82.53 |
| Education Fund | | LIBRARY DENT INS | 492.23 | 37.78 | 0.00 | 0.00 | 114.43 | 377.80 | 76.75 |
| Education Fund | 12222300 | LIBRARY CONTRACT SERV | 0.00 | 0.00 | 0.00 | 0.00 | 0.00 | 0.00 | 0.00 |
| Education Fund | 122223002 | LIBRARY CONT SERV S.C. | 0.00 | 0.00 | 0.00 | 0.00 | 0.00 | 0.00 | 0.00 |
| Education Fund | 12222410 | LIBRARY SUPPLIES | 9,000.00 | 354.95 | 2,449.86 | 0.00 | 1,645.42 | 4,904.72 | 54.50 |
| Education Fund | 12222411 | LIBRARY COMP TECH | 0.00 | 0.00 | 0.00 | 0.00 | 0.00 | 0.00 | 119 0.00 |
| Education Fund | 122224102 | LIBRARY SUPPLIES S.C. | 0.00 | 0.00 | 0.00 | 0.00 | 0.00 | 0.00 | 0.00 |
| Education Fund | 122224112 | LIBRARY COMP TECH | 0.00 | 0.00 | 0.00 | 0.00 | 0.00 | 0.00 | 0.00 |
| Education Fund | 12222430 | LIBRARY BOOKS | 20,000.00 | 2,169.62 | 1,954.55 | 16.29 | 1.90 | 18,027.26 | 90.14 |
| Education Fund | 12222431 | PER CAPITA GRANT | 2,000.00 | 0.00 | 1,919.43 | 74.50 | 6.07 | 0.00 | 0.00 |
| Education Fund | 122224302 | LIBRARY BOOKS S.C. | 0.00 | 0.00 | 0.00 | 0.00 | 0.00 | 0.00 | 0.00 |
| Education Fund | 12222440 | LIBRARY PERIODICALS | 60,000.00 | 22,661.56 | 2,715.97 | 0.00 | 840.85 | 56,443.18 | 94.07 |
| Education Fund | 122224402 | LIBRARY PERIODICALS | 0.00 | 0.00 | 0.00 | 0.00 | 0.00 | 0.00 | 0.00 |
| Education Fund | 12222540 | LIBRARY EQUIPMENT | 0.00 | 0.00 | 0.00 | 0.00 | 0.00 | 0.00 | 0.00 |
| Education Fund | 122225402 | LIBRARY EQUIPMENT S.C. | 0.00 | 0.00 | 0.00 | 0.00 | 0.00 | 0.00 | 0.00 |
| Education Fund | 12222640 | LIBRARY DUES/FEES/LIT | 0.00 | 0.00 | 0.00 | 0.00 | 0.00 | 0.00 | 0.00 |
| Education Fund | 122226402 | LIBRARY DUES/FEES/LIT S | 0.00 | 0.00 | 0.00 | 0.00 | 0.00 | 0.00 | 0.00 |
| Education Fund | 12225110 | TECH COORD SALARY | 96,632.75 | 8,052.72 | 0.00 | 0.00 | 16,105.55 | 80,527.20 | 83.33 |
| Education Fund | 12225111 | TECH ASST SALARY | 127,841.60 | 6,227.73 | 0.00 | 0.00 | 58,537.06 | 69,304.54 | 54.21 |

Expenditure Report

Fiscal Year: 2022-2023
Month: April

COUNTY OF GRUNDY SCHOOL DIST 111

| Fund Description | Account | Account Description | Revised Budget | MTD Activity | Encumbrance | Pending Activity | Available Funds | Year to Date Activity | Percent of Budget Used |
|------------------|----------|-----------------------|----------------|--------------|-------------|------------------|-----------------|-----------------------|------------------------|
| Education Fund | 12225112 | TECH/CYBRARY AIDE | 0.00 | 0.00 | 0.00 | 0.00 | 0.00 | 0.00 | 0.00 |
| Education Fund | 12225113 | TECH ASST SALARY S.C. | 66,204.70 | 5,517.06 | 0.00 | 0.00 | 12,501.64 | 53,703.06 | 81.12 |
| Education Fund | 12225120 | SUMMER TECH HELPERS | 15,000.00 | 0.00 | 0.00 | 0.00 | 4,625.32 | 10,374.68 | 69.16 |
| Education Fund | 12225211 | TECH/CYBRARY AIDE TRS | 0.00 | 0.00 | 0.00 | 0.00 | 0.00 | 0.00 | 0.00 |
| Education Fund | 10-2225- | TECH ASST SALARY S.C. | 0.00 | 0.00 | 0.00 | 0.00 | 0.00 | 0.00 | 0.00 |
| Education Fund | 12225222 | TECHNOLOGY GROUP INS | 30,795.86 | 2,851.86 | 0.00 | 0.00 | 5,110.03 | 25,685.83 | 83.41 |
| Education Fund | | TECH ASST GROUP INS | 35,481.86 | 2,851.86 | 0.00 | 0.00 | 10,210.45 | 25,271.41 | 71.22 |
| Education Fund | | TECH COORD GROUP INS | 12,154.34 | 1,790.98 | 0.00 | 0.00 | 2,068.69 | 10,085.65 | 82.98 |
| Education Fund | | TECH COORD DENTAL INS | 0.00 | 37.78 | 0.00 | 0.00 | -373.82 | 373.82 | 0.00 |
| Education Fund | | TECH ASST DENTAL INS | 984.46 | 37.78 | 0.00 | 0.00 | 608.44 | 376.02 | 38.20 |
| Education Fund | | TECH/HR DENTAL INS | 0.00 | 56.68 | 0.00 | 0.00 | -566.80 | 566.80 | 120 0.00 |
| Education Fund | 12225300 | COMPUTER CONTRACT | 4,500.00 | 0.00 | 1,152.00 | 0.00 | 449.76 | 2,898.24 | 64.41 |
| Education Fund | 12225301 | INTERNET SERVICE | 54,000.00 | 5,092.42 | 0.00 | 0.00 | 3,014.65 | 50,985.35 | 94.42 |
| Education Fund | 12225390 | CLOSING THE GAP | 0.00 | 0.00 | 0.00 | 0.00 | 0.00 | 0.00 | 0.00 |
| Education Fund | 12225393 | POWER SCHOOL TECH | 48,000.00 | 0.00 | 0.00 | 0.00 | -4,859.81 | 52,859.81 | 110.12 |
| Education Fund | 12225400 | COMPUTER RESALE | 0.00 | 0.00 | 0.00 | 0.00 | 0.00 | 0.00 | 0.00 |
| Education Fund | 12225410 | COMPUTER SUPPLIES | 25,000.00 | 3,687.28 | 2,322.09 | 173.35 | 7,625.91 | 14,878.65 | 59.51 |
| Education Fund | 12225411 | COMPUTER COMP TECH | 100.00 | 0.00 | 0.00 | 0.00 | 4.45 | 95.55 | 95.55 |
| Education Fund | 12225420 | COMPUTER TEXTBOOKS | 0.00 | 0.00 | 0.00 | 0.00 | 0.00 | 0.00 | 0.00 |
| Education Fund | 12225490 | COMPUTER SOFTWARE | 188,000.00 | 0.00 | 189.98 | 0.00 | 127.67 | 187,682.35 | 99.83 |
| Education Fund | 12225540 | COMPUTER EQUIPMENT | 30,000.00 | -2,105.77 | 1,032.40 | 0.00 | 12,130.85 | 16,836.75 | 56.12 |
| Education Fund | 12225541 | TECH COMPUTER LEASE | 385,000.00 | 994.00 | 246,352.00 | 0.00 | -242,855.99 | 381,503.99 | 99.09 |
| Education Fund | 12225542 | COMPUTER LEASE | 0.00 | 0.00 | 0.00 | 0.00 | 0.00 | 0.00 | 0.00 |
| Education Fund | 12225543 | POWER SCHOOL | 0.00 | 0.00 | 0.00 | 0.00 | 0.00 | 0.00 | 0.00 |

Expenditure Report

Fiscal Year: 2022-2023
Month: April

COUNTY OF GRUNDY SCHOOL DIST 111

| Fund Description | Account | Account Description | Revised Budget | MTD Activity | Encumbrance | Pending Activity | Available Funds | Year to Date Activity | Percent of Budget Used |
|------------------|-------------|------------------------|----------------|--------------|-------------|------------------|-----------------|-----------------------|------------------------|
| Education Fund | 12225640 | COMPUTER DUES & | 0.00 | 0.00 | 0.00 | 0.00 | 0.00 | 0.00 | 0.00 |
| Education Fund | 12225710 | COMPUTERS - NON | 0.00 | 0.00 | 0.00 | 0.00 | 0.00 | 0.00 | 0.00 |
| Education Fund | | DIST 111 GROUP DENTAL | 0.00 | 0.00 | 0.00 | 0.00 | 0.00 | 0.00 | 0.00 |
| Education Fund | 12230300 | TITLE 1 PURCHASE | 1,500.00 | 250.00 | 0.00 | 0.00 | 150.00 | 1,350.00 | 90.00 |
| Education Fund | 12230400 | IDEA SUPPLIES SOC | 0.00 | 842.30 | 150.00 | 53.67 | -3,284.47 | 3,080.80 | 0.00 |
| Education Fund | 12300100 | TITLE 1 DIRECTOR | 0.00 | 0.00 | 0.00 | 0.00 | 0.00 | 0.00 | 0.00 |
| Education Fund | 12300120 | TEST PROCTOR | 0.00 | 0.00 | 0.00 | 0.00 | 0.00 | 0.00 | 0.00 |
| Education Fund | 10-2300-211 | TEST PROCTOR (BT) | 0.00 | 0.00 | 0.00 | 0.00 | 0.00 | 0.00 | 0.00 |
| Education Fund | 10-2300-222 | TEST PROCTOR (BME | 0.00 | 0.00 | 0.00 | 0.00 | 0.00 | 0.00 | 0.00 |
| Education Fund | 12300500 | IDEA GRANT DIR STUDENT | 0.00 | 0.00 | 0.00 | 0.00 | 0.00 | 0.00 | 0.00 |
| Education Fund | 12310200 | BOARD OF ED-OTHER | 0.00 | 0.00 | 0.00 | 0.00 | 0.00 | 0.00 | 121 0.00 |
| Education Fund | 12310211 | BOARD OF ED TRS | 0.00 | 0.00 | 0.00 | 0.00 | 0.00 | 0.00 | 0.00 |
| Education Fund | 12310222 | COBRA INSURANCE | 0.00 | 0.00 | 0.00 | 0.00 | 0.00 | 0.00 | 0.00 |
| Education Fund | 12310301 | FORMER EMPLOYEE | 0.00 | 0.00 | 0.00 | 0.00 | 0.00 | 0.00 | 0.00 |
| Education Fund | 12310300 | BOARD OF ED PUR SERV | 35,000.00 | 540.00 | 0.00 | 0.00 | 19,414.25 | 15,585.75 | 44.53 |
| Education Fund | 12310302 | COBRA INSURANCE | 0.00 | 0.00 | 0.00 | 0.00 | 0.00 | 0.00 | 0.00 |
| Education Fund | 12310310 | ARCHITECT FEES | 0.00 | 0.00 | 0.00 | 0.00 | 0.00 | 0.00 | 0.00 |
| Education Fund | 12310311 | HEARING OFFICER PUR | 7,500.00 | 0.00 | 0.00 | 0.00 | 4,650.00 | 2,850.00 | 38.00 |
| Education Fund | 12310316 | TREES ADMIN | 5,000.00 | 0.00 | 0.00 | 0.00 | -91.00 | 5,091.00 | 101.82 |
| Education Fund | 12310314 | REVTRAK CREDIT CARD | 50,000.00 | 1,585.38 | 0.00 | 0.00 | 15,698.46 | 34,301.54 | 68.60 |
| Education Fund | 12310317 | AUDIT SERVICES | 10,750.00 | 0.00 | 0.00 | 0.00 | 0.00 | 10,750.00 | 100.00 |
| Education Fund | 12310315 | ASSESSMENT APPEALS | 0.00 | 0.00 | 0.00 | 0.00 | 0.00 | 0.00 | 0.00 |
| Education Fund | 12310318 | ATTORNEY FEES | 0.00 | 0.00 | 0.00 | 0.00 | 0.00 | 0.00 | 0.00 |
| Education Fund | 12310319 | BACKGROUND INVEST | 5,000.00 | 0.00 | 0.00 | 0.00 | 5,000.00 | 0.00 | 0.00 |

Expenditure Report

Fiscal Year: 2022-2023
Month: April

COUNTY OF GRUNDY SCHOOL DIST 111

| Fund Description | Account | Account Description | Revised Budget | MTD Activity | Encumbrance | Pending Activity | Available Funds | Year to Date Activity | Percent of Budget Used |
|------------------|----------|-------------------------|----------------|--------------|-------------|------------------|-----------------|-----------------------|------------------------|
| Education Fund | 12310380 | GEN LIABILITY INSURANCE | 0.00 | 0.00 | 0.00 | 0.00 | 0.00 | 0.00 | 0.00 |
| Education Fund | 12310381 | INSURANCE CONSULTING | 0.00 | 0.00 | 0.00 | 0.00 | 0.00 | 0.00 | 0.00 |
| Education Fund | 12310382 | TREASURERS BOND | 12,500.00 | 0.00 | 0.00 | 0.00 | 106.00 | 12,394.00 | 99.15 |
| Education Fund | 12310390 | BOARD OF ED/OTH PUR | 0.00 | 0.00 | 0.00 | 0.00 | 0.00 | 0.00 | 0.00 |
| Education Fund | 12310411 | DONATIONS | 0.00 | 0.00 | 0.00 | 0.00 | 0.00 | 0.00 | 0.00 |
| Education Fund | 12310410 | BOARD OF ED SUPPLIES | 20,000.00 | 2,826.66 | 0.00 | 0.00 | 5,597.59 | 14,402.41 | 72.01 |
| Education Fund | 12310412 | EDUCATION FOUNDATION | 2,500.00 | 782.24 | 824.39 | 49.74 | -1,780.21 | 3,406.08 | 136.24 |
| Education Fund | 12310540 | BOARD OF ED EQUIPMENT | 0.00 | 0.00 | 0.00 | 0.00 | 0.00 | 0.00 | 0.00 |
| Education Fund | 12310640 | BOARD OF ED CLINICS | 10,000.00 | 0.00 | 0.00 | 0.00 | 2,510.91 | 7,489.09 | 74.89 |
| Education Fund | 12310641 | BOARD OF ED DUES | 30,000.00 | 0.00 | 0.00 | 650.00 | 27,023.21 | 2,326.79 | 7.76 |
| Education Fund | 12312110 | BOARD SECY SALARY | 0.00 | 0.00 | 0.00 | 0.00 | 0.00 | 0.00 | 122 0.00 |
| Education Fund | 12313110 | PERFORMANCE PAY | 0.00 | 0.00 | 0.00 | 0.00 | 0.00 | 0.00 | 0.00 |
| Education Fund | 12313211 | PERFORMANCE TRS | 0.00 | 0.00 | 0.00 | 0.00 | 0.00 | 0.00 | 0.00 |
| Education Fund | 12313216 | PERFORMANCE ANNUITY | 0.00 | 0.00 | 0.00 | 0.00 | 0.00 | 0.00 | 0.00 |
| Education Fund | 12321110 | SUPT SECY SALARY | 54,337.50 | 4,528.12 | 0.00 | 0.00 | 8,011.30 | 46,326.20 | 85.26 |
| Education Fund | 12321111 | SUPT SALARY | 188,000.00 | 15,666.66 | 0.00 | 0.00 | 31,333.40 | 156,666.60 | 83.33 |
| Education Fund | 12321112 | PRIOR SUPERINTENDENT | 0.00 | 0.00 | 0.00 | 0.00 | 0.00 | 0.00 | 0.00 |
| Education Fund | 12321113 | INTERIM SUPT SALARY | 0.00 | 0.00 | 0.00 | 0.00 | 0.00 | 0.00 | 0.00 |
| Education Fund | 12321211 | | 0.00 | 0.00 | 0.00 | 0.00 | 0.00 | 0.00 | 0.00 |
| Education Fund | 12321212 | SUPT TRS | 23,035.26 | 1,919.60 | 0.00 | 0.00 | 3,839.26 | 19,196.00 | 83.33 |
| Education Fund | 12321216 | SUPT ANNUITY | 0.00 | 0.00 | 0.00 | 0.00 | 0.00 | 0.00 | 0.00 |
| Education Fund | 10-2321- | SUPT SALARY (GTL) | 0.00 | 0.00 | 0.00 | 0.00 | 0.00 | 0.00 | 0.00 |
| Education Fund | 12321222 | SUPT GROUP INS | 29,092.21 | 2,709.90 | 0.00 | 0.00 | 4,950.49 | 24,141.72 | 82.98 |
| Education Fund | 12321223 | SUPT SECY GROUP INS | 9,532.51 | 2,737.10 | 0.00 | 0.00 | -14,876.41 | 24,408.92 | 256.06 |

Expenditure Report

Fiscal Year: 2022-2023
Month: April

COUNTY OF GRUNDY SCHOOL DIST 111

| Fund Description | Account | Account Description | Revised Budget | MTD Activity | Encumbrance | Pending Activity | Available Funds | Year to Date Activity | Percent of Budget Used |
|------------------|-----------|-----------------------|----------------|--------------|-------------|------------------|-----------------|-----------------------|------------------------|
| Education Fund | | SUPT SEC DENTAL INS | 471.89 | 37.78 | 0.00 | 0.00 | 94.09 | 377.80 | 80.06 |
| Education Fund | | SUPT DENTAL INS | 1,591.13 | 120.54 | 0.00 | 0.00 | 385.73 | 1,205.40 | 75.76 |
| Education Fund | 12321390 | SUPT CONTRACT SERV | 0.00 | 0.00 | 0.00 | 0.00 | 0.00 | 0.00 | 0.00 |
| Education Fund | 12321310 | SUPT PHYSICAL | 0.00 | 0.00 | 0.00 | 0.00 | 0.00 | 0.00 | 0.00 |
| Education Fund | 12321323 | SUPT REPAIR/MAINT | 0.00 | 0.00 | 0.00 | 0.00 | 0.00 | 0.00 | 0.00 |
| Education Fund | 12321332 | SUPT SECY MILEAGE | 0.00 | 0.00 | 0.00 | 0.00 | 0.00 | 0.00 | 0.00 |
| Education Fund | 12321333 | SUPT MILEAGE | 2,000.00 | 0.00 | 0.00 | 0.00 | 2,000.00 | 0.00 | 0.00 |
| Education Fund | 12321410 | SUPT SUPPLIES | 2,500.00 | 426.33 | 25.95 | 0.00 | 1,032.31 | 1,441.74 | 57.67 |
| Education Fund | 12321540 | SUPT EQUIPMENT | 0.00 | 0.00 | 0.00 | 0.00 | 0.00 | 0.00 | 0.00 |
| Education Fund | 12321640 | SUPT DUES/LIT | 2,500.00 | 0.00 | 0.00 | 0.00 | -416.00 | 2,916.00 | 116.64 |
| Education Fund | 12321641 | SUPT SECY CLINIC | 0.00 | 0.00 | 0.00 | 0.00 | 0.00 | 0.00 | 123 0.00 |
| Education Fund | 12321642 | SUPT CLINIC | 1,000.00 | 0.00 | 0.00 | 0.00 | -189.66 | 1,189.66 | 118.97 |
| Education Fund | 12300400 | IDEA GRANT GENERAL | 0.00 | 0.00 | 0.00 | 0.00 | 0.00 | 0.00 | 0.00 |
| Education Fund | 12410110 | PRIN SECYS SALARY | 42,022.50 | 3,582.69 | 0.00 | 0.00 | 6,421.85 | 35,600.65 | 84.72 |
| Education Fund | 12410111 | PRINCIPAL SALARY | 145,000.00 | 12,083.34 | 0.00 | 0.00 | 24,166.60 | 120,833.40 | 83.33 |
| Education Fund | 12410112 | ASST PRIN SECY SALARY | 58,592.73 | 4,882.72 | 0.00 | 0.00 | 9,358.42 | 49,234.31 | 84.03 |
| Education Fund | 12410113 | ASST PRINCIPAL SALARY | 128,490.24 | 10,707.52 | 0.00 | 0.00 | 21,415.04 | 107,075.20 | 83.33 |
| Education Fund | 12410115 | DEANS SALARY | 336,921.03 | 26,811.04 | 0.00 | 0.00 | 65,770.27 | 271,150.76 | 80.48 |
| Education Fund | 124101132 | ASST PRIN SALARY S.C. | 108,360.00 | 9,030.00 | 0.00 | 0.00 | 18,060.00 | 90,300.00 | 83.33 |
| Education Fund | 12410114 | PRINCIPAL SALARY S.C. | 0.00 | 0.00 | 0.00 | 0.00 | 0.00 | 0.00 | 0.00 |
| Education Fund | 12410211 | PRINCIPAL TRS | 0.00 | 0.00 | 0.00 | 0.00 | 0.00 | 0.00 | 0.00 |
| Education Fund | 12410212 | PRINCIPAL TRS | 17,766.56 | 1,480.54 | 0.00 | 0.00 | 2,961.16 | 14,805.40 | 83.33 |
| Education Fund | | ASST PRINCIPAL TRS | 15,743.65 | 1,311.96 | 0.00 | 0.00 | 2,624.05 | 13,119.60 | 83.33 |
| Education Fund | | DEANS TRS | 40,440.29 | 3,218.16 | 0.00 | 0.00 | 7,893.90 | 32,546.39 | 80.48 |

Expenditure Report

Fiscal Year: 2022-2023
Month: April

COUNTY OF GRUNDY SCHOOL DIST 111

| Fund Description | Account | Account Description | Revised Budget | MTD Activity | Encumbrance | Pending Activity | Available Funds | Year to Date Activity | Percent of Budget Used |
|------------------|-----------|------------------------|----------------|--------------|-------------|------------------|-----------------|-----------------------|------------------------|
| Education Fund | 12410214 | PRINCIPAL TRS S.C. | 13,277.13 | 1,106.42 | 0.00 | 0.00 | 2,212.93 | 11,064.20 | 83.33 |
| Education Fund | 10-2410- | PRINCIPAL SALARY (GTL) | 0.00 | 0.00 | 0.00 | 0.00 | 0.00 | 0.00 | 0.00 |
| Education Fund | 10-2410- | ASST PRIN SALARY S.C. | 0.00 | 0.00 | 0.00 | 0.00 | 0.00 | 0.00 | 0.00 |
| Education Fund | 12410222 | PRIN SEC GROUP INS | 9,856.18 | 910.88 | 0.00 | 0.00 | 1,732.58 | 8,123.60 | 82.42 |
| Education Fund | 12410223 | PRINCIPAL GROUP INS | 29,502.26 | 2,728.28 | 0.00 | 0.00 | 5,179.02 | 24,323.24 | 82.45 |
| Education Fund | 12410224 | ASST PRIN SEC GROUP | 19,986.91 | 1,849.94 | 0.00 | 0.00 | 3,502.19 | 16,484.72 | 82.48 |
| Education Fund | | ASST PRIN GROUP INS | 31,012.34 | 2,868.90 | 0.00 | 0.00 | 5,438.30 | 25,574.04 | 82.46 |
| Education Fund | | DEANS GROUP INS | 74,017.20 | 7,049.16 | 0.00 | 0.00 | 11,206.44 | 62,810.76 | 84.86 |
| Education Fund | 10-2410- | ASST PRIN S.C. MEDICAL | 371.98 | 28.62 | 0.00 | 0.00 | 88.42 | 283.56 | 76.23 |
| Education Fund | | PRIN SEC DENTAL INS | 492.23 | 37.78 | 0.00 | 0.00 | 114.43 | 377.80 | 76.75 |
| Education Fund | | PRINCIPAL DENTAL INS | 1,570.27 | 120.54 | 0.00 | 0.00 | 364.87 | 1,205.40 | 12476.76 |
| Education Fund | | ASST PRIN SEC DENTAL | 492.23 | 37.78 | 0.00 | 0.00 | 114.43 | 377.80 | 76.75 |
| Education Fund | | ASST PRIN DENTAL INS | 1,570.27 | 37.78 | 0.00 | 0.00 | 695.91 | 874.36 | 55.68 |
| Education Fund | | DEANS DENTAL INS | 1,687.44 | 132.24 | 0.00 | 0.00 | 365.04 | 1,322.40 | 78.37 |
| Education Fund | | ASST PRIN S.C. DENTAL | 0.00 | 0.00 | 0.00 | 0.00 | 0.00 | 0.00 | 0.00 |
| Education Fund | 12410390 | ASST PRIN PURCHASE | 2,500.00 | 0.00 | 0.00 | 0.00 | 239.30 | 2,260.70 | 90.43 |
| Education Fund | 12410391 | PRIN PURCHASE SERV | 0.00 | 0.00 | 0.00 | 0.00 | 0.00 | 0.00 | 0.00 |
| Education Fund | 124103902 | ASST PRIN CONT SERV S | 0.00 | 0.00 | 0.00 | 0.00 | 0.00 | 0.00 | 0.00 |
| Education Fund | 124103912 | PRIN CONT SERV S | 0.00 | 0.00 | 0.00 | 0.00 | 0.00 | 0.00 | 0.00 |
| Education Fund | 12410340 | POSTAGE | 26,000.00 | 3,535.34 | 0.00 | 0.00 | 11,664.32 | 14,335.68 | 55.14 |
| Education Fund | 12410410 | ASST PRIN SUPPLIES | 15,000.00 | 0.00 | 47.18 | 0.00 | 4,957.71 | 9,995.11 | 66.63 |
| Education Fund | 12410411 | PRINCIPAL SUPPLIES | 15,000.00 | 1,164.13 | 0.00 | 0.00 | 3,998.95 | 11,001.05 | 73.34 |
| Education Fund | 12410412 | GRADUATION SUPPLIES | 15,000.00 | 0.00 | 317.46 | 8,211.83 | 6,040.20 | 430.51 | 2.87 |
| Education Fund | 12410413 | PRINCIPAL COMP TECH | 0.00 | 0.00 | 0.00 | 0.00 | 0.00 | 0.00 | 0.00 |

Expenditure Report

Fiscal Year: 2022-2023
Month: April

COUNTY OF GRUNDY SCHOOL DIST 111

| Fund Description | Account | Account Description | Revised Budget | MTD Activity | Encumbrance | Pending Activity | Available Funds | Year to Date Activity | Percent of Budget Used |
|------------------|-----------|-----------------------|----------------|--------------|-------------|------------------|-----------------|-----------------------|------------------------|
| Education Fund | 12410414 | ASST PRIN COMP TECH | 0.00 | 0.00 | 0.00 | 0.00 | 0.00 | 0.00 | 0.00 |
| Education Fund | 12410415 | IMTT GRANT SUPPLIES | 0.00 | 0.00 | 0.00 | 0.00 | 0.00 | 0.00 | 0.00 |
| Education Fund | 124104102 | ASST PRIN SUPPLIES S | 7,000.00 | 0.00 | 0.00 | 0.00 | -86.51 | 7,086.51 | 101.24 |
| Education Fund | 124104112 | PRINCIPAL SUPPLIES S | 0.00 | 0.00 | 0.00 | 0.00 | 0.00 | 0.00 | 0.00 |
| Education Fund | 124104132 | PRINCIPAL COMP TECH | 0.00 | 0.00 | 0.00 | 0.00 | 0.00 | 0.00 | 0.00 |
| Education Fund | 124104142 | ASST PRIN COMP TECH | 0.00 | 0.00 | 0.00 | 0.00 | 0.00 | 0.00 | 0.00 |
| Education Fund | 12410540 | PRINCIPAL EQUIPMENT | 0.00 | 0.00 | 0.00 | 0.00 | 0.00 | 0.00 | 0.00 |
| Education Fund | 12410541 | ASST PRIN EQUIPMENT | 0.00 | 0.00 | 0.00 | 0.00 | 0.00 | 0.00 | 0.00 |
| Education Fund | 124105402 | PRINCIPAL EQUIPMENT S | 0.00 | 0.00 | 0.00 | 0.00 | 0.00 | 0.00 | 0.00 |
| Education Fund | 124105412 | ASST PRIN EQUIPMENT S | 0.00 | 0.00 | 0.00 | 0.00 | 0.00 | 0.00 | 0.00 |
| Education Fund | 12410640 | PRINCIPAL DUES/LIT | 2,500.00 | 0.00 | 0.00 | 0.00 | 2,081.00 | 419.00 | 12516.76 |
| Education Fund | 12410641 | ASST PRIN DUES/LIT | 500.00 | 0.00 | 0.00 | 0.00 | 81.00 | 419.00 | 83.80 |
| Education Fund | 12410642 | PRINCIPAL | 1,500.00 | 0.00 | 0.00 | 0.00 | 1,500.00 | 0.00 | 0.00 |
| Education Fund | 12410643 | ASST PRIN | 0.00 | 0.00 | 0.00 | 0.00 | 0.00 | 0.00 | 0.00 |
| Education Fund | 12410644 | SPC DUES | 8,500.00 | 0.00 | 0.00 | 0.00 | 0.00 | 8,500.00 | 100.00 |
| Education Fund | 124106402 | PRINCIPAL DUES/LIT S | 0.00 | 0.00 | 0.00 | 0.00 | -419.00 | 419.00 | 0.00 |
| Education Fund | 124106412 | ASST PRIN DUES/LIT S | 0.00 | 0.00 | 0.00 | 0.00 | 0.00 | 0.00 | 0.00 |
| Education Fund | 124106422 | PRINCIPAL | 0.00 | 0.00 | 0.00 | 0.00 | 0.00 | 0.00 | 0.00 |
| Education Fund | 124106432 | ASST PRIN | 0.00 | 0.00 | 0.00 | 0.00 | 0.00 | 0.00 | 0.00 |
| Education Fund | 12490110 | DEANS SECY SALARY | 62,948.27 | 4,935.94 | 0.00 | 0.00 | 11,617.73 | 51,330.54 | 81.54 |
| Education Fund | 12490112 | DEANS SALARY | 0.00 | 0.00 | 0.00 | 0.00 | 0.00 | 0.00 | 0.00 |
| Education Fund | 12490212 | DEANS TRS | 0.00 | 0.00 | 0.00 | 0.00 | 0.00 | 0.00 | 0.00 |
| Education Fund | 12490222 | DEANS SEC INS | 45,269.76 | 3,973.02 | 0.00 | 0.00 | 10,544.82 | 34,724.94 | 76.71 |
| Education Fund | 12490223 | DEANS GROUP INS | 0.00 | 0.00 | 0.00 | 0.00 | 0.00 | 0.00 | 0.00 |

Expenditure Report

Fiscal Year: 2022-2023
Month: April

COUNTY OF GRUNDY SCHOOL DIST 111

| Fund Description | Account | Account Description | Revised Budget | MTD Activity | Encumbrance | Pending Activity | Available Funds | Year to Date Activity | Percent of Budget Used |
|------------------|-----------|------------------------|----------------|--------------|-------------|------------------|-----------------|-----------------------|------------------------|
| Education Fund | | DEAN SEC DENTAL INS | 652.04 | 46.62 | 0.00 | 0.00 | 218.92 | 433.12 | 66.43 |
| Education Fund | 12490390 | DEANS PURCHASE | 500.00 | 0.00 | 0.00 | 0.00 | 500.00 | 0.00 | 0.00 |
| Education Fund | 124903902 | DEANS CONT SERV S | 0.00 | 0.00 | 0.00 | 0.00 | 0.00 | 0.00 | 0.00 |
| Education Fund | 12490410 | DEANS SUPPLIES | 1,000.00 | 0.00 | 0.00 | 0.00 | 519.72 | 480.28 | 48.03 |
| Education Fund | 12490411 | DEANS COMP TECH | 0.00 | 0.00 | 0.00 | 0.00 | 0.00 | 0.00 | 0.00 |
| Education Fund | 124904102 | DEANS SUPPLIES S | 0.00 | 0.00 | 0.00 | 0.00 | -1,112.50 | 1,112.50 | 0.00 |
| Education Fund | 124904112 | DEANS COMP TECH | 0.00 | 0.00 | 0.00 | 0.00 | 0.00 | 0.00 | 0.00 |
| Education Fund | 12490540 | DEANS EQUIPMENT | 0.00 | 0.00 | 0.00 | 0.00 | 0.00 | 0.00 | 0.00 |
| Education Fund | 124905402 | DEANS EQUIPMENT S | 0.00 | 0.00 | 0.00 | 0.00 | 0.00 | 0.00 | 0.00 |
| Education Fund | 12490640 | DEANS MILEAGE | 0.00 | 0.00 | 0.00 | 0.00 | 0.00 | 0.00 | 0.00 |
| Education Fund | 12490641 | DEANS PROF DUES & | 0.00 | 0.00 | 0.00 | 0.00 | 0.00 | 0.00 | 126 0.00 |
| Education Fund | 124906402 | DEANS MILEAGE S | 0.00 | 0.00 | 0.00 | 0.00 | 0.00 | 0.00 | 0.00 |
| Education Fund | 124906412 | DEANS DUES/LIT S | 0.00 | 0.00 | 0.00 | 0.00 | 0.00 | 0.00 | 0.00 |
| Education Fund | 12510110 | CSBO SALARY | 60,106.85 | 4,999.90 | 0.00 | 0.00 | 10,107.85 | 49,999.00 | 83.18 |
| Education Fund | 12510211 | CSBO TRS | 0.00 | 0.00 | 0.00 | 0.00 | 0.00 | 0.00 | 0.00 |
| Education Fund | 10-2510- | CSBO SALARY (BIMRF) | 1,884.80 | 235.60 | 0.00 | 0.00 | 509.42 | 1,375.38 | 72.97 |
| Education Fund | 10-2510- | CSBO SALARY (GTL) | 0.00 | 0.00 | 0.00 | 0.00 | 0.00 | 0.00 | 0.00 |
| Education Fund | 12510222 | CSBO GROUP INS | 9,846.41 | 910.24 | 0.00 | 0.00 | 1,728.97 | 8,117.44 | 82.44 |
| Education Fund | | CSBO DENTAL INS | 523.38 | 40.18 | 0.00 | 0.00 | 121.58 | 401.80 | 76.77 |
| Education Fund | 12510332 | CSBO MILEAGE | 0.00 | 0.00 | 0.00 | 0.00 | 0.00 | 0.00 | 0.00 |
| Education Fund | 12510640 | CSBO DUES/CLINICS | 1,000.00 | 20.00 | 835.00 | 0.00 | -1,125.00 | 1,290.00 | 129.00 |
| Education Fund | 12510641 | SECY SUPPORT CLINICS | 0.00 | 0.00 | 0.00 | 0.00 | 0.00 | 0.00 | 0.00 |
| Education Fund | 12525110 | BUSINESS OFFICE SALARY | 308,552.09 | 25,776.76 | 0.00 | 0.00 | 61,882.94 | 246,669.15 | 79.94 |
| Education Fund | | BUSINESS OFFICE TRS | 13,478.08 | 1,123.18 | 0.00 | 0.00 | 2,246.28 | 11,231.80 | 83.33 |

Expenditure Report

Fiscal Year: 2022-2023
Month: April

COUNTY OF GRUNDY SCHOOL DIST 111

| Fund Description | Account | Account Description | Revised Budget | MTD Activity | Encumbrance | Pending Activity | Available Funds | Year to Date Activity | Percent of Budget Used |
|------------------|-----------|------------------------|----------------|--------------|-------------|------------------|-----------------|-----------------------|------------------------|
| Education Fund | 12525222 | BUSINESS OFFICE GRP | 57,199.03 | 5,299.90 | 0.00 | 0.00 | 15,759.77 | 41,439.26 | 72.45 |
| Education Fund | | BUSINESS OFFICE DENTAL | 1,858.82 | 128.44 | 0.00 | 0.00 | 797.12 | 1,061.70 | 57.12 |
| Education Fund | 12525390 | BUSINESS OFFICE PUR | 2,000.00 | 60.00 | 0.00 | 60.00 | 447.30 | 1,492.70 | 74.64 |
| Education Fund | 12525323 | BUSINESS OFFICE REPAIR | 0.00 | 0.00 | 0.00 | 0.00 | 0.00 | 0.00 | 0.00 |
| Education Fund | 12525332 | BOOKKEEPER MILEAGE | 0.00 | 0.00 | 0.00 | 0.00 | 0.00 | 0.00 | 0.00 |
| Education Fund | 12525391 | BUSINESS OFFICE CONT | 0.00 | 0.00 | 0.00 | 0.00 | 0.00 | 0.00 | 0.00 |
| Education Fund | 12525411 | BUSINESS OFFICE COMP | 0.00 | 0.00 | 0.00 | 0.00 | 0.00 | 0.00 | 0.00 |
| Education Fund | 12525410 | BUSINESS OFFICE | 3,500.00 | 11.99 | 0.00 | 254.70 | -247.13 | 3,492.43 | 99.78 |
| Education Fund | 12525540 | BUSINESS OFFICE | 0.00 | 0.00 | 0.00 | 0.00 | 0.00 | 0.00 | 0.00 |
| Education Fund | 12525640 | BOOKKEEPER CLINICS | 250.00 | 0.00 | 0.00 | 0.00 | 116.32 | 133.68 | 53.47 |
| Education Fund | 12560300 | CAFETERIA CONTRACT | 1,200,000.00 | 324,996.03 | 0.00 | 0.00 | 63,746.02 | 1,136,253.98 | 12794.69 |
| Education Fund | 12560302 | CAFE TECH CONT SERV | 0.00 | 0.00 | 0.00 | 0.00 | 0.00 | 0.00 | 0.00 |
| Education Fund | 125603002 | CAFE PUR SER SOUTH | 0.00 | 0.00 | 0.00 | 0.00 | 0.00 | 0.00 | 0.00 |
| Education Fund | 12560301 | SPECIAL FUNCTION | 35,000.00 | -146,607.34 | 0.00 | 0.00 | 10,066.61 | 24,933.39 | 71.24 |
| Education Fund | 125603012 | SPECIAL FUNCTION | 0.00 | 0.00 | 0.00 | 0.00 | 0.00 | 0.00 | 0.00 |
| Education Fund | 12560323 | CAFETERIA REPAIR/MAINT | 0.00 | 0.00 | 0.00 | 0.00 | 0.00 | 0.00 | 0.00 |
| Education Fund | 125603232 | CAFE REPAIR/MAINT | 0.00 | 0.00 | 0.00 | 0.00 | 0.00 | 0.00 | 0.00 |
| Education Fund | 12560410 | CAFETERIA SUPPLIES | 4,000.00 | 1,284.49 | 0.00 | 0.00 | -6,093.78 | 10,093.78 | 252.34 |
| Education Fund | 12560411 | CAFE COMP TECH | 0.00 | 0.00 | 0.00 | 0.00 | 0.00 | 0.00 | 0.00 |
| Education Fund | 125604102 | CAFE SUPPLIES SOUTH | 0.00 | 0.00 | 0.00 | 0.00 | 0.00 | 0.00 | 0.00 |
| Education Fund | 125604112 | CAFE COMP TECH | 0.00 | 0.00 | 0.00 | 0.00 | 0.00 | 0.00 | 0.00 |
| Education Fund | 12560540 | CAFETERIA EQUIPMENT | 85,000.00 | 0.00 | 0.00 | 0.00 | 68,274.00 | 16,726.00 | 19.68 |
| Education Fund | 125605402 | CAFE EQUIPMENT SOUTH | 0.00 | 0.00 | 0.00 | 0.00 | 0.00 | 0.00 | 0.00 |
| Education Fund | 125606902 | CAFE SOUTH REFUND | 0.00 | 0.00 | 0.00 | 0.00 | 0.00 | 0.00 | 0.00 |

Expenditure Report

Fiscal Year: 2022-2023
Month: April

COUNTY OF GRUNDY SCHOOL DIST 111

| Fund Description | Account | Account Description | Revised Budget | MTD Activity | Encumbrance | Pending Activity | Available Funds | Year to Date Activity | Percent of Budget Used |
|------------------|----------|------------------------|----------------|--------------|-------------|------------------|-----------------|-----------------------|------------------------|
| Education Fund | 12632110 | PRINT ROOM SALARY | 28,165.60 | 2,263.82 | 0.00 | 0.00 | 5,014.30 | 23,151.30 | 82.20 |
| Education Fund | 12632211 | INTERNAL INFO TRS | 0.00 | 0.00 | 0.00 | 0.00 | 0.00 | 0.00 | 0.00 |
| Education Fund | 12632222 | PRINT ROOM GROUP INS | 15,207.46 | 1,354.96 | 0.00 | 0.00 | 3,123.42 | 12,084.04 | 79.46 |
| Education Fund | | DEAN/PRINT ROOM | 246.18 | 18.90 | 0.00 | 0.00 | 57.18 | 189.00 | 76.77 |
| Education Fund | 12632390 | PRINTER PURCHASE | 250,000.00 | 7,923.50 | 0.00 | 0.00 | 144,206.36 | 105,793.64 | 42.32 |
| Education Fund | 12632323 | INTERNAL INFO | 0.00 | 0.00 | 0.00 | 0.00 | 0.00 | 0.00 | 0.00 |
| Education Fund | 12632411 | INTERNAL INFO COMP | 0.00 | 0.00 | 0.00 | 0.00 | 0.00 | 0.00 | 0.00 |
| Education Fund | 12632410 | INTERNAL INFO SUPPLIES | 0.00 | 487.50 | 0.00 | 0.00 | -487.50 | 487.50 | 0.00 |
| Education Fund | 12632540 | INTERNAL INFO EQUIP | 0.00 | 0.00 | 0.00 | 0.00 | 0.00 | 0.00 | 0.00 |
| Education Fund | 12633110 | COMM RELATIONS | 74,700.00 | 6,790.90 | 0.00 | 0.00 | 13,581.90 | 61,118.10 | 81.82 |
| Education Fund | 12633222 | COMM RELATIONS GROUP | 8,591.00 | 6.98 | 0.00 | 0.00 | 8,529.88 | 61.12 | 128 0.71 |
| Education Fund | | COMM RELATIONS | 457.14 | 0.00 | 0.00 | 0.00 | 457.14 | 0.00 | 0.00 |
| Education Fund | 12633390 | COMM RELATIONS PUR | 8,000.00 | 0.00 | 0.00 | 400.00 | -9,200.00 | 16,800.00 | 210.00 |
| Education Fund | 12633323 | COMM RELATIONS | 0.00 | 0.00 | 0.00 | 0.00 | 0.00 | 0.00 | 0.00 |
| Education Fund | 12633332 | COMM RELATIONS | 0.00 | 0.00 | 0.00 | 0.00 | 0.00 | 0.00 | 0.00 |
| Education Fund | 12633410 | COMM RELATIONS | 1,500.00 | 354.31 | 0.00 | 0.00 | 932.67 | 567.33 | 37.82 |
| Education Fund | 12633540 | COMM RELATIONS | 0.00 | 0.00 | 0.00 | 0.00 | 0.00 | 0.00 | 0.00 |
| Education Fund | 12633640 | COMM RELATIONS DUES | 1,000.00 | 0.00 | 0.00 | 0.00 | 735.00 | 265.00 | 26.50 |
| Education Fund | 12900400 | TITLE 1 HOMELESS | 0.00 | 0.00 | 0.00 | 0.00 | 0.00 | 0.00 | 0.00 |
| Education Fund | 13000300 | TITLE 1 PARENT | 700.00 | 0.00 | 0.00 | 0.00 | 700.00 | 0.00 | 0.00 |
| Education Fund | 13000400 | TITLE 1 PARENT | 1,000.00 | 0.00 | 0.00 | 0.00 | 1,000.00 | 0.00 | 0.00 |
| Education Fund | 13200130 | WELLNESS | 0.00 | 0.00 | 0.00 | 0.00 | 0.00 | 0.00 | 0.00 |
| Education Fund | 13200131 | WELLNESS CNTR/PUBLIC | 0.00 | 0.00 | 0.00 | 0.00 | 0.00 | 0.00 | 0.00 |
| Education Fund | 13200211 | WELLNESS CENTER TRS | 0.00 | 0.00 | 0.00 | 0.00 | 0.00 | 0.00 | 0.00 |

Expenditure Report

Fiscal Year: 2022-2023
Month: April

COUNTY OF GRUNDY SCHOOL DIST 111

| Fund Description | Account | Account Description | Revised Budget | MTD Activity | Encumbrance | Pending Activity | Available Funds | Year to Date Activity | Percent of Budget Used |
|------------------|-------------|---------------------------|----------------|--------------|-------------|------------------|-----------------|-----------------------|------------------------|
| Education Fund | 10-3200- | WELLNESS | 0.00 | 0.00 | 0.00 | 0.00 | 0.00 | 0.00 | 0.00 |
| Education Fund | 13200500 | WELLNESS CENTER | 9,508.00 | 0.00 | 0.00 | 0.00 | -1,466.40 | 10,974.40 | 115.42 |
| Education Fund | | GCSEC Tuition IDEA Flow | 235,000.00 | 21,249.60 | 0.00 | 0.00 | 19,967.20 | 215,032.80 | 91.50 |
| Education Fund | 14100110 | TITLE I SALARY | 0.00 | 0.00 | 0.00 | 0.00 | 0.00 | 0.00 | 0.00 |
| Education Fund | 14100300 | TITLE I PUR SERV | 0.00 | 0.00 | 0.00 | 0.00 | 0.00 | 0.00 | 0.00 |
| Education Fund | 14100332 | TITLE II | 0.00 | 0.00 | 0.00 | 0.00 | 0.00 | 0.00 | 0.00 |
| Education Fund | 14100390 | TITLE II-PART D | 0.00 | 0.00 | 0.00 | 0.00 | 0.00 | 0.00 | 0.00 |
| Education Fund | 14100412 | TITLE IV | 0.00 | 0.00 | 0.00 | 0.00 | 0.00 | 0.00 | 0.00 |
| Education Fund | 14100411 | TITLE V SUPPLIES | 0.00 | 0.00 | 0.00 | 0.00 | 0.00 | 0.00 | 0.00 |
| Education Fund | 14100540 | TITLE V EQUIPMENT | 0.00 | 0.00 | 0.00 | 0.00 | 0.00 | 0.00 | 0.00 |
| Education Fund | 14120300 | COOP HOUSING ASSESS | 0.00 | 0.00 | 0.00 | 0.00 | 0.00 | 0.00 | 129 0.00 |
| Education Fund | 14120301 | COOP ADMIN ASSESS | 0.00 | 0.00 | 0.00 | 0.00 | 0.00 | 0.00 | 0.00 |
| Education Fund | 14120670 | COOP HOMEBOUND/HOSP | 0.00 | 0.00 | 0.00 | 0.00 | 0.00 | 0.00 | 0.00 |
| Education Fund | 14140600 | GAVC ED EXPENSE | 874,200.00 | 86,329.64 | 0.00 | 0.00 | 86,046.06 | 788,153.94 | 90.16 |
| Education Fund | 14180 | DISBURSEMENTS/EXPEND | 0.00 | 0.00 | 0.00 | 0.00 | 0.00 | 0.00 | 0.00 |
| Education Fund | 14190600 | CHANNAHON TAX | 169,898.93 | 0.00 | 0.00 | 0.00 | 0.00 | 169,898.93 | 100.00 |
| Education Fund | 14210670 | PAYMENTS FOR REGULAR | 0.00 | 0.00 | 0.00 | 0.00 | 0.00 | 0.00 | 0.00 |
| Education Fund | 14220670 | PAYMENTS SPECIAL ED | 2,777,242.00 | 149,615.13 | 0.00 | 0.00 | 820,870.14 | 1,956,371.86 | 70.44 |
| Education Fund | 10-481-212- | IMRF (BIM) | 0.00 | 0.00 | 0.00 | 0.00 | 0.00 | 0.00 | 0.00 |
| Education Fund | 10-481-212- | IMRF (BIM) | 0.00 | 0.00 | 0.00 | 0.00 | 0.00 | 0.00 | 0.00 |
| Education Fund | 10-481-222- | IMRF (BMF 3000) | 0.00 | 0.00 | 0.00 | 0.00 | 0.00 | 0.00 | 0.00 |
| Education Fund | 10-481-222- | IMRF (BMF 3000) | 0.00 | 0.00 | 0.00 | 0.00 | 0.00 | 0.00 | 0.00 |
| Education Fund | 15900390 | SERVICE CHARGE | 0.00 | 0.00 | 0.00 | 0.00 | 0.00 | 0.00 | 0.00 |
| Education Fund | | Transfer from other funds | 0.00 | 0.00 | 0.00 | 0.00 | 0.00 | 0.00 | 0.00 |

Expenditure Report

Fiscal Year: 2022-2023
Month: April

COUNTY OF GRUNDY SCHOOL DIST 111

| Fund Description | Account | Account Description | Revised Budget | MTD Activity | Encumbrance | Pending Activity | Available Funds | Year to Date Activity | Percent of Budget Used |
|-------------------|----------|------------------------|----------------------|---------------------|-------------------|------------------|---------------------|-----------------------|------------------------|
| Education Fund | 18130660 | PERM TRANS TO O & M | 0.00 | 0.00 | 0.00 | 0.00 | 0.00 | 0.00 | 0.00 |
| Education Fund | 18400660 | TRANS TO DEBT | 0.00 | 0.00 | 0.00 | 0.00 | 0.00 | 0.00 | 0.00 |
| Education Fund | 18500660 | TRANS TO DEBT | 0.00 | 0.00 | 0.00 | 0.00 | 0.00 | 0.00 | 0.00 |
| 10 - ----- | | | 39,538,983.36 | 3,436,283.38 | 485,399.54 | 56,486.61 | 6,405,844.10 | 32,587,936.11 | |
| Activity Fund | 111999 | STUDENT ACTIVITY | 0.00 | 0.00 | 0.00 | 0.00 | 0.00 | 0.00 | 0.00 |
| Activity Fund | | SPORTS - ATHLETIC HALL | 0.00 | 0.00 | 0.00 | 0.00 | 0.00 | 0.00 | 0.00 |
| Activity Fund | | SPORTS - ATHLETIC POP | 6,500.00 | 0.00 | 0.00 | 0.00 | 3,389.91 | 3,110.09 | 47.85 |
| Activity Fund | | SPORTS - ATHLETIC | 500.00 | 0.00 | 0.00 | 0.00 | -233.56 | 733.56 | 146.71 |
| Activity Fund | | SPORTS - BASEBALL | 19,000.00 | 879.57 | 0.00 | 0.00 | 14,747.76 | 4,252.24 | 22.38 |
| Activity Fund | | SPORTS - BOYS | 10,000.00 | 2,288.49 | 942.49 | 160.00 | -16,901.49 | 25,799.00 | 257.99 |
| Activity Fund | | SPORTS - BOYS BOWLING | 100.00 | 0.00 | 0.00 | 0.00 | 100.00 | 0.00 | 130 0.00 |
| Activity Fund | | SPORTS - BOYS GOLF | 500.00 | 0.00 | 0.00 | 0.00 | 339.00 | 161.00 | 32.20 |
| Activity Fund | | SPORTS - BOYS SOCCER | 15,000.00 | 3,359.99 | 3,054.06 | 0.00 | 1,096.54 | 10,849.40 | 72.33 |
| Activity Fund | | SPORTS - BOYS TENNIS | 1,500.00 | 3,106.98 | 1,728.96 | 0.00 | -3,335.94 | 3,106.98 | 207.13 |
| Activity Fund | | SPORTS - BOYS TRACK | 11,000.00 | 7,723.69 | 0.00 | 0.00 | 2,905.79 | 8,094.21 | 73.58 |
| Activity Fund | | SPORTS - BOYS | 500.00 | 75.00 | 0.00 | 26.25 | -1,902.75 | 2,376.50 | 475.30 |
| Activity Fund | | SPORTS - CHEERLEADERS | 35,000.00 | 4,476.50 | 2,300.00 | 0.00 | -4,557.29 | 37,257.29 | 106.45 |
| Activity Fund | | SPORTS - CROSS COUNTY | 15,000.00 | 0.00 | 0.00 | 0.00 | 4,672.37 | 10,327.63 | 68.85 |
| Activity Fund | | SPORTS - FOOTBALL | 80,000.00 | 7,620.89 | 27,059.37 | 208.00 | -15,333.45 | 68,066.08 | 85.08 |
| Activity Fund | | SPORTS - FOOTBALL | 1,500.00 | 0.00 | 0.00 | 0.00 | 1,500.00 | 0.00 | 0.00 |
| Activity Fund | | SPORTS - GIRLS | 6,500.00 | 0.00 | 695.00 | 0.00 | -3,152.00 | 8,957.00 | 137.80 |
| Activity Fund | | SPORTS - GIRLS BOWLING | 2,000.00 | 0.00 | 0.00 | 0.00 | 1,582.00 | 418.00 | 20.90 |
| Activity Fund | | SPORTS - GIRLS GOLF | 500.00 | 0.00 | 0.00 | 0.00 | 416.00 | 84.00 | 16.80 |
| Activity Fund | | SPORTS - GIRLS SOCCER | 2,500.00 | 1,051.45 | 405.12 | 0.00 | -5,240.99 | 7,335.87 | 293.43 |

Expenditure Report

Fiscal Year: 2022-2023
Month: April

COUNTY OF GRUNDY SCHOOL DIST 111

| Fund Description | Account | Account Description | Revised Budget | MTD Activity | Encumbrance | Pending Activity | Available Funds | Year to Date Activity | Percent of Budget Used |
|------------------|---------|-----------------------|----------------|--------------|-------------|------------------|-----------------|-----------------------|------------------------|
| Activity Fund | | SPORTS - GIRLS TENNIS | 1,500.00 | 0.00 | 1,444.00 | 0.00 | -1,860.92 | 1,916.92 | 127.79 |
| Activity Fund | | SPORTS - GIRLS TRACK | 7,500.00 | 1,051.12 | 462.00 | 2,157.34 | -473.86 | 5,354.52 | 71.39 |
| Activity Fund | | SPORTS - GIRLS | 4,500.00 | 727.53 | 139.95 | 240.00 | -8,179.78 | 12,299.83 | 273.33 |
| Activity Fund | | SPORTS - LACROSSE | 5,000.00 | 0.00 | 0.00 | 0.00 | 5,000.00 | 0.00 | 0.00 |
| Activity Fund | | SPORTS - OUTDOOR ED | 2,500.00 | 0.00 | 0.00 | 0.00 | 300.00 | 2,200.00 | 88.00 |
| Activity Fund | | SPORTS - POMS | 35,000.00 | 2,446.30 | 3,315.94 | 561.70 | -31,474.26 | 62,596.62 | 178.85 |
| Activity Fund | | SPORTS - SOFTBALL | 3,500.00 | 92.97 | 1,166.00 | 0.00 | -7,846.64 | 10,180.64 | 290.88 |
| Activity Fund | | SPORTS - SWIMMING B&G | 0.00 | 0.00 | 0.00 | 0.00 | -215.15 | 215.15 | 0.00 |
| Activity Fund | | SPORTS - WRESTLING | 3,000.00 | 632.77 | 9,124.74 | 124.55 | -7,358.06 | 1,108.77 | 36.96 |
| Activity Fund | | SUMMER CAMPS - BAND | 1,500.00 | 0.00 | 0.00 | 0.00 | -24,357.50 | 25,857.50 | 1,723.83 |
| Activity Fund | | SUMMER CAMPS - | 0.00 | 0.00 | 0.00 | 0.00 | 0.00 | 0.00 | 131 0.00 |
| Activity Fund | | SUMMER CAMPS - BOYS | 10,000.00 | 0.00 | 0.00 | 0.00 | -2,422.50 | 12,422.50 | 124.23 |
| Activity Fund | | SUMMER CAMPS - COED | 0.00 | 0.00 | 0.00 | 0.00 | 0.00 | 0.00 | 0.00 |
| Activity Fund | | SUMMER CAMPS - | 0.00 | 0.00 | 0.00 | 0.00 | 0.00 | 0.00 | 0.00 |
| Activity Fund | | SUMMER CAMPS - CROSS | 1,500.00 | 0.00 | 0.00 | 0.00 | -240.00 | 1,740.00 | 116.00 |
| Activity Fund | | SUMMER CAMPS - | 15,000.00 | 0.00 | 0.00 | 0.00 | -2,535.00 | 17,535.00 | 116.90 |
| Activity Fund | | SUMMER CAMPS - GIRLS | 3,000.00 | 0.00 | 0.00 | 0.00 | -2,590.00 | 5,590.00 | 186.33 |
| Activity Fund | | SUMMER CAMPS - GIRLS | 10,000.00 | 0.00 | 0.00 | 0.00 | 2,530.00 | 7,470.00 | 74.70 |
| Activity Fund | | SUMMER CAMPS - POMS | 0.00 | 0.00 | 0.00 | 0.00 | -967.50 | 967.50 | 0.00 |
| Activity Fund | | SUMMER CAMPS - | 500.00 | 0.00 | 0.00 | 0.00 | -1,305.50 | 1,805.50 | 361.10 |
| Activity Fund | | SUMMER CAMPS - | 2,000.00 | 0.00 | 0.00 | 0.00 | -64.00 | 2,064.00 | 103.20 |
| Activity Fund | | SUMMER CAMPS - TENNIS | 1,200.00 | 0.00 | 0.00 | 0.00 | -1,442.62 | 2,642.62 | 220.22 |
| Activity Fund | | SUMMER CAMPS - | 0.00 | 0.00 | 0.00 | 0.00 | 0.00 | 0.00 | 0.00 |
| Activity Fund | | FOOTBALL TEAM CAMP | 4,000.00 | 0.00 | 0.00 | 0.00 | 4,000.00 | 0.00 | 0.00 |

Expenditure Report

Fiscal Year: 2022-2023
Month: April

COUNTY OF GRUNDY SCHOOL DIST 111

| Fund Description | Account | Account Description | Revised Budget | MTD Activity | Encumbrance | Pending Activity | Available Funds | Year to Date Activity | Percent of Budget Used |
|------------------|---------|-------------------------|----------------|--------------|-------------|------------------|-----------------|-----------------------|------------------------|
| Activity Fund | | SPORTS - GIRLS | 0.00 | 0.00 | 0.00 | 0.00 | -3,964.41 | 3,964.41 | 0.00 |
| Activity Fund | | SUMMER CAMPS - | 0.00 | 0.00 | 0.00 | 0.00 | 0.00 | 0.00 | 0.00 |
| Activity Fund | | SUMMER CAMPS - BOYS | 0.00 | 0.00 | 0.00 | 0.00 | 0.00 | 0.00 | 0.00 |
| Activity Fund | | ATHLETIC BOOSTERS | 0.00 | 0.00 | 0.00 | 0.00 | -8,306.48 | 8,306.48 | 0.00 |
| Activity Fund | | ACTIVITIES - POP | 10,000.00 | 1,673.99 | 305.00 | 53.09 | -1,485.22 | 11,127.13 | 111.27 |
| Activity Fund | | ACTIVITIES - ART CLUB | 0.00 | 0.00 | 0.00 | 0.00 | 0.00 | 0.00 | 0.00 |
| Activity Fund | | ACTIVITIES - ATHLETIC | 0.00 | 0.00 | 0.00 | 0.00 | 0.00 | 0.00 | 0.00 |
| Activity Fund | | ACTIVITIES - BAND | 20,000.00 | 0.00 | 0.00 | 0.00 | 20,066.56 | -66.56 | -0.33 |
| Activity Fund | | ACTIVITIES - CHESS | 500.00 | 0.00 | 0.00 | 0.00 | 296.00 | 204.00 | 40.80 |
| Activity Fund | | ACTIVITIES - | 500.00 | 0.00 | 0.00 | 0.00 | 500.00 | 0.00 | 0.00 |
| Activity Fund | | ACTIVITIES - CHORUS | 1,500.00 | 0.00 | 0.00 | 0.00 | 647.00 | 853.00 | 13256.87 |
| Activity Fund | | ACTIVITIES - CLASS OF | 1,000.00 | 78.98 | 0.00 | 0.00 | 921.02 | 78.98 | 7.90 |
| Activity Fund | | ACTIVITIES - CLASS OF | 1,000.00 | 0.00 | 0.00 | 0.00 | 1,000.00 | 0.00 | 0.00 |
| Activity Fund | | ACTIVITIES - CLASS OF | 0.00 | 0.00 | 0.00 | 0.00 | 0.00 | 0.00 | 0.00 |
| Activity Fund | | ACTIVITIES - CLASS OF | 0.00 | 0.00 | 0.00 | 0.00 | 0.00 | 0.00 | 0.00 |
| Activity Fund | | ACTIVITIES - CLASS OF | 5,000.00 | 0.00 | 0.00 | 0.00 | 2,231.27 | 1,423.73 | 55.37 |
| Activity Fund | | ACTIVITIES - CLASS OF | 2,500.00 | 0.00 | 0.00 | 0.00 | -1,089.74 | 3,589.74 | 143.59 |
| Activity Fund | | ACTIVITIES - COMMUNITY | 0.00 | 0.00 | 0.00 | 0.00 | 0.00 | 0.00 | 0.00 |
| Activity Fund | | ACTIVITIES - CULINARY | 100.00 | 0.00 | 0.00 | 0.00 | 100.00 | 0.00 | 0.00 |
| Activity Fund | | ACTIVITIES - MOCK TRIAL | 500.00 | 0.00 | 0.00 | 0.00 | 500.00 | 0.00 | 0.00 |
| Activity Fund | | ACTIVITIES - DREAM | 0.00 | 0.00 | 0.00 | 0.00 | 0.00 | 0.00 | 0.00 |
| Activity Fund | | ACTIVITIES - FASHION | 0.00 | 0.00 | 0.00 | 0.00 | 0.00 | 0.00 | 0.00 |
| Activity Fund | | ACTIVITIES - FCCLA | 200.00 | 0.00 | 0.00 | 0.00 | 200.00 | 0.00 | 0.00 |
| Activity Fund | | ACTIVITIES - FFA | 4,000.00 | 320.00 | 0.00 | 0.00 | -83.91 | 4,083.91 | 102.10 |

Expenditure Report

Fiscal Year: 2022-2023
Month: April

COUNTY OF GRUNDY SCHOOL DIST 111

| Fund Description | Account | Account Description | Revised Budget | MTD Activity | Encumbrance | Pending Activity | Available Funds | Year to Date Activity | Percent of Budget Used |
|------------------|---------|-------------------------|----------------|--------------|-------------|------------------|-----------------|-----------------------|------------------------|
| Activity Fund | | ACTIVITIES - FRENCH NHS | 0.00 | 0.00 | 0.00 | 0.00 | 0.00 | 0.00 | 0.00 |
| Activity Fund | | ACTIVITIES - FUTURE | 0.00 | 0.00 | 0.00 | 0.00 | 0.00 | 0.00 | 0.00 |
| Activity Fund | | ACTIVITIES - I.O.T.A. | 1,000.00 | 458.71 | 0.00 | 0.00 | 241.29 | 758.71 | 75.87 |
| Activity Fund | | ACTIVITIES - INDIAN | 0.00 | 0.00 | 0.00 | 0.00 | 0.00 | 0.00 | 0.00 |
| Activity Fund | | ACTIVITIES - INDIAN | 0.00 | 0.00 | 0.00 | 0.00 | 0.00 | 0.00 | 0.00 |
| Activity Fund | | ACTIVITIES - INT'L CLUB | 6,000.00 | 357.79 | 0.00 | 0.00 | 3,086.47 | 2,913.53 | 48.56 |
| Activity Fund | | ACTIVITIES - INT'L | 7,000.00 | 0.00 | 0.00 | 224.50 | 31.60 | 6,743.90 | 96.34 |
| Activity Fund | | ACTIVITIES - INTERACT | 100.00 | 0.00 | 0.00 | 0.00 | 100.00 | 0.00 | 0.00 |
| Activity Fund | | ACTIVITIES - INVESTMENT | 0.00 | 0.00 | 0.00 | 0.00 | 0.00 | 0.00 | 0.00 |
| Activity Fund | | ACTIVITIES - JUDO | 300.00 | 0.00 | 0.00 | 0.00 | 300.00 | 0.00 | 0.00 |
| Activity Fund | | ACTIVITIES - | 0.00 | 0.00 | 0.00 | 0.00 | 0.00 | 0.00 | 133 0.00 |
| Activity Fund | | ACTIVITIES - MAC | 12,000.00 | 0.00 | 0.00 | 0.00 | 5,100.86 | 6,899.14 | 57.49 |
| Activity Fund | | ACTIVITIES - MATH TEAM | 500.00 | 0.00 | 0.00 | 0.00 | 500.00 | 0.00 | 0.00 |
| Activity Fund | | ACTIVITIES - MCHS BOOK | 0.00 | 0.00 | 0.00 | 0.00 | 0.00 | 0.00 | 0.00 |
| Activity Fund | | ACTIVITIES - MEMORIAL | 0.00 | 0.00 | 0.00 | 0.00 | 0.00 | 0.00 | 0.00 |
| Activity Fund | | ACTIVITIES - MUSICAL | 200.00 | 377.21 | 0.00 | 0.00 | -177.21 | 377.21 | 188.61 |
| Activity Fund | | ACTIVITIES - NEEDY | 2,000.00 | 0.00 | 0.00 | 0.00 | -4,647.05 | 6,647.05 | 332.35 |
| Activity Fund | | ACTIVITIES - NHS | 7,000.00 | 1,742.23 | 0.00 | 0.00 | 5,257.77 | 1,742.23 | 24.89 |
| Activity Fund | | ACTIVITIES - ORCHESIS | 4,000.00 | 40.16 | 0.00 | 0.00 | 2,419.89 | 1,580.11 | 39.50 |
| Activity Fund | | ACTIVITIES - PAC | 1,000.00 | 1,156.74 | 0.00 | 0.00 | -1,899.03 | 2,899.03 | 289.90 |
| Activity Fund | | ACTIVITIES - PERCUSSION | 28,000.00 | 0.00 | 0.00 | 0.00 | 13,035.55 | 14,964.45 | 53.44 |
| Activity Fund | | ACTIVITIES - GAME CLUB | 500.00 | 0.00 | 0.00 | 0.00 | 500.00 | 0.00 | 0.00 |
| Activity Fund | | ACTIVITIES - NEWSPAPER | 500.00 | 0.00 | 0.00 | 0.00 | 500.00 | 0.00 | 0.00 |
| Activity Fund | | ACTIVITIES - SADD | 0.00 | 0.00 | 0.00 | 0.00 | -125.54 | 125.54 | 0.00 |

Expenditure Report

Fiscal Year: 2022-2023
Month: April

COUNTY OF GRUNDY SCHOOL DIST 111

| Fund Description | Account | Account Description | Revised Budget | MTD Activity | Encumbrance | Pending Activity | Available Funds | Year to Date Activity | Percent of Budget Used |
|------------------|------------|--------------------------|-------------------|-------------------|------------------|------------------|--------------------|-----------------------|------------------------|
| Activity Fund | | ACTIVITIES - SCHOLASTIC | 200.00 | 0.00 | 0.00 | 95.90 | 104.10 | 0.00 | 0.00 |
| Activity Fund | | ACTIVITIES - SPANISH NHS | 500.00 | 0.00 | 0.00 | 0.00 | -907.25 | 1,407.25 | 281.45 |
| Activity Fund | | ACTIVITIES - SPEECH | 200.00 | 0.00 | 0.00 | 0.00 | 200.00 | 0.00 | 0.00 |
| Activity Fund | | ACTIVITIES - STUDENT | 38,000.00 | 0.00 | 1,062.37 | 0.00 | -5,650.82 | 42,588.45 | 112.07 |
| Activity Fund | | ACTIVITIES - TSA | 3,000.00 | 989.09 | 0.00 | 0.00 | -442.68 | 3,442.68 | 114.76 |
| Activity Fund | | ACTIVITIES - | 2,000.00 | 41.27 | 0.00 | 0.00 | -105.21 | 2,105.21 | 105.26 |
| Activity Fund | | ACTIVITIES - | 30,000.00 | 3,544.55 | 241.50 | 0.00 | 11,345.21 | 18,413.29 | 61.38 |
| Activity Fund | | ACTIVITIES - WYSE | 0.00 | 0.00 | 0.00 | 0.00 | 0.00 | 0.00 | 0.00 |
| Activity Fund | | ACTIVITIES - YEARBOOK | 5,000.00 | 948.00 | 0.00 | 0.00 | -4,599.05 | 9,599.05 | 191.98 |
| Activity Fund | | ACTIVITIES - ALLIES IN | 500.00 | 0.00 | 0.00 | 0.00 | 500.00 | 0.00 | 0.00 |
| Activity Fund | | CYBRARY | 0.00 | 0.00 | 0.00 | 0.00 | 0.00 | 0.00 | 134 0.00 |
| Activity Fund | | FACULTY POP | 1,000.00 | 0.00 | 0.00 | 0.00 | -1,012.10 | 2,012.10 | 201.21 |
| Activity Fund | | MINOOKA ACADEMY | 0.00 | 0.00 | 0.00 | 0.00 | 0.00 | 0.00 | 0.00 |
| Activity Fund | | PROM | 60,000.00 | 78,713.96 | 0.00 | 0.00 | -79,274.14 | 139,274.14 | 232.12 |
| Activity Fund | | SCHOLARSHIP | 41,000.00 | 0.00 | 0.00 | 0.00 | 35,000.00 | 6,000.00 | 14.63 |
| Activity Fund | | ACTIVITIES - DISC GOLF | 500.00 | 0.00 | 0.00 | 0.00 | 500.00 | 0.00 | 0.00 |
| Activity Fund | | ACTIVITIES - ASL - | 400.00 | 0.00 | 0.00 | 0.00 | 318.93 | 81.07 | 20.27 |
| Activity Fund | 1119997062 | GREEN HOUSE | 750.00 | 0.00 | 0.00 | 0.00 | 66.23 | 683.77 | 91.17 |
| Activity Fund | | FOUNDATION | 0.00 | 0.00 | 0.00 | 0.00 | 0.00 | 0.00 | 0.00 |
| Activity Fund | | FOUNDATION ASSIST | 1,500.00 | 0.00 | 0.00 | 0.00 | 450.00 | 1,050.00 | 70.00 |
| Activity Fund | | BAND BOOSTERS | 0.00 | 0.00 | 0.00 | 0.00 | -55,807.14 | 55,807.14 | 0.00 |
| Activity Fund | | CHOIR BOOSTERS | 0.00 | 4,257.57 | 0.00 | 0.00 | -30,537.95 | 30,537.95 | 0.00 |
| Activity Fund | | COADY SCHOLARSHIP | 62,500.00 | 0.00 | 0.00 | 0.00 | 37,500.00 | 25,000.00 | 40.00 |
| 11 - ----- | | | 682,750.00 | 130,233.50 | 53,446.50 | 3,851.33 | -158,006.57 | 782,113.74 | |

Expenditure Report

Fiscal Year: 2022-2023
Month: April

COUNTY OF GRUNDY SCHOOL DIST 111

| Fund Description | Account | Account Description | Revised Budget | MTD Activity | Encumbrance | Pending Activity | Available Funds | Year to Date Activity | Percent of Budget Used |
|--------------------|----------|------------------------|----------------------|---------------------|-------------------|------------------|---------------------|-----------------------|------------------------|
| 1- - - - - | | | 40,221,733.36 | 3,566,516.88 | 538,846.04 | 60,337.94 | 6,247,837.53 | 33,370,049.85 | |
| Operations & Maint | | DIST 111 GROUP MEDICAL | 135,000.00 | 27,556.23 | 0.00 | 0.00 | -16,061.46 | 151,061.46 | 111.90 |
| Operations & Maint | | DIST 111 GROUP DENTAL | 11,500.00 | 430.00 | 0.00 | 0.00 | 3,218.25 | 8,281.75 | 72.02 |
| Operations & Maint | 22310200 | BOARD OF ED-OTHER | 0.00 | 0.00 | 0.00 | 0.00 | 0.00 | 0.00 | 0.00 |
| Operations & Maint | 22510110 | CSBO SALARY | 60,106.85 | 4,998.40 | 0.00 | 0.00 | 10,122.85 | 49,984.00 | 83.16 |
| Operations & Maint | 22510211 | CSBO TRS | 0.00 | 0.00 | 0.00 | 0.00 | 0.00 | 0.00 | 0.00 |
| Operations & Maint | | CSBO IMRF | 1,884.80 | 235.52 | 0.00 | 0.00 | 509.89 | 1,374.91 | 72.95 |
| Operations & Maint | 20-2510- | CSBO SALARY (GTL) | 0.00 | 0.00 | 0.00 | 0.00 | 0.00 | 0.00 | 0.00 |
| Operations & Maint | 22510222 | CSBO GROUP INS | 9,846.41 | 909.98 | 0.00 | 0.00 | 1,731.33 | 8,115.08 | 82.42 |
| Operations & Maint | | CSBO DENTAL INS | 523.38 | 40.18 | 0.00 | 0.00 | 121.58 | 401.80 | 76.77 |
| Operations & Maint | 22510332 | CSBO MILEAGE | 0.00 | 0.00 | 0.00 | 0.00 | 0.00 | 0.00 | 135 0.00 |
| Operations & Maint | 22510640 | CSBO DUES/CLINICS | 0.00 | 0.00 | 0.00 | 0.00 | 0.00 | 0.00 | 0.00 |
| Operations & Maint | 22540100 | DIR OF BUILDING/GROUND | 0.00 | 0.00 | 0.00 | 0.00 | 0.00 | 0.00 | 0.00 |
| Operations & Maint | 22540110 | CUSTODIANS SALARY | 702,138.15 | 51,708.41 | 0.00 | 0.00 | 149,046.73 | 553,091.42 | 78.77 |
| Operations & Maint | 22540111 | CUSTODIAN SALARY S.C. | 7,500.00 | 0.00 | 0.00 | 0.00 | 7,500.00 | 0.00 | 0.00 |
| Operations & Maint | 22540130 | CUSTODIAN OVERTIME | 15,000.00 | 393.52 | 0.00 | 0.00 | 5,200.62 | 9,799.38 | 65.33 |
| Operations & Maint | 22540131 | BUILDING EXTRA PAY | 0.00 | 0.00 | 0.00 | 0.00 | 0.00 | 0.00 | 0.00 |
| Operations & Maint | 20-2540- | CUSTODIANS SALARY (IC) | 0.00 | 0.00 | 0.00 | 0.00 | 0.00 | 0.00 | 0.00 |
| Operations & Maint | 22540222 | CUSTODIAN GROUP INS | 0.00 | 0.00 | 0.00 | 0.00 | -1,250.71 | 1,250.71 | 0.00 |
| Operations & Maint | | CUSTODIAN GROUP INS | 21,335.35 | 19,479.74 | 0.00 | 0.00 | -154,304.61 | 175,639.96 | 823.23 |
| Operations & Maint | 20-2540- | CUSTODIAN GROUP INS | 0.00 | 0.00 | 0.00 | 0.00 | 0.00 | 0.00 | 0.00 |
| Operations & Maint | | CUSTODIAN DENTAL | 6,728.08 | 547.81 | 0.00 | 0.00 | 1,363.32 | 5,364.76 | 79.74 |
| Operations & Maint | 22540303 | LAWN CARE & | 45,000.00 | 0.00 | 0.00 | 0.00 | 15,785.53 | 29,214.47 | 64.92 |
| Operations & Maint | 22540304 | SNOW REMOVAL - | 17,000.00 | 624.00 | 0.00 | 0.00 | 10,330.27 | 6,669.73 | 39.23 |

Expenditure Report

Fiscal Year: 2022-2023
Month: April

COUNTY OF GRUNDY SCHOOL DIST 111

| Fund Description | Account | Account Description | Revised Budget | MTD Activity | Encumbrance | Pending Activity | Available Funds | Year to Date Activity | Percent of Budget Used |
|--------------------|-----------|-------------------------|----------------|--------------|-------------|------------------|-----------------|-----------------------|------------------------|
| Operations & Maint | 22540305 | EXTERMINATING FEES - | 3,000.00 | 190.00 | 0.00 | 0.00 | 1,095.00 | 1,905.00 | 63.50 |
| Operations & Maint | 225403032 | LAWN CARE & | 5,000.00 | 0.00 | 0.00 | 0.00 | 5,000.00 | 0.00 | 0.00 |
| Operations & Maint | 225403042 | SNOW REMOVAL - SOUTH | 25,000.00 | 520.00 | 0.00 | 0.00 | 18,255.91 | 6,744.09 | 26.98 |
| Operations & Maint | 225403052 | EXTERMINATING FEES - | 2,500.00 | 190.00 | 0.00 | 0.00 | 665.00 | 1,835.00 | 73.40 |
| Operations & Maint | | HVAC - MEDICAL BUILDING | 10,000.00 | 0.00 | 0.00 | 0.00 | 10,000.00 | 0.00 | 0.00 |
| Operations & Maint | | SNOW REMOVAL - | 5,000.00 | 0.00 | 0.00 | 0.00 | 5,000.00 | 0.00 | 0.00 |
| Operations & Maint | | EXTERMINATING FEES - | 1,000.00 | 0.00 | 0.00 | 0.00 | 1,000.00 | 0.00 | 0.00 |
| Operations & Maint | 22540310 | CUSTODIAN HEALTH | 0.00 | 0.00 | 0.00 | 0.00 | 0.00 | 0.00 | 0.00 |
| Operations & Maint | 22540311 | CUSTODIAN LICENSE | 0.00 | 0.00 | 0.00 | 0.00 | 0.00 | 0.00 | 0.00 |
| Operations & Maint | 22540318 | ARCH. & ENG. FEES | 0.00 | 28,101.80 | 0.00 | 0.00 | -28,101.80 | 28,101.80 | 0.00 |
| Operations & Maint | 22540321 | DISTRICT OFFICE LEASE | 0.00 | 0.00 | 0.00 | 0.00 | 0.00 | 0.00 | 136 0.00 |
| Operations & Maint | 22540320 | MINOOKA ACADEMY | 22,000.00 | 1,660.80 | 0.00 | 1,660.00 | 3,732.00 | 16,608.00 | 75.49 |
| Operations & Maint | 225403211 | GARBAGE - CENTRAL | 58,000.00 | 4,860.98 | 0.00 | 906.41 | 8,536.45 | 48,557.14 | 83.72 |
| Operations & Maint | 225403212 | GARBAGE - SOUTH | 70,000.00 | 6,888.07 | 0.00 | 485.17 | 2,281.87 | 67,232.96 | 96.05 |
| Operations & Maint | | GARBAGE - MEDICAL | 15,000.00 | 0.00 | 0.00 | 0.00 | 15,000.00 | 0.00 | 0.00 |
| Operations & Maint | 22540322 | PCU LEASES | 0.00 | 0.00 | 0.00 | 0.00 | 0.00 | 0.00 | 0.00 |
| Operations & Maint | 22540323 | BLDG REPAIR/MAINT | 60,000.00 | 1,064.01 | 10,721.03 | 0.00 | -23,604.21 | 72,883.18 | 121.47 |
| Operations & Maint | 22540324 | HVAC REPAIRS - CENTRAL | 60,000.00 | 0.00 | 0.00 | 7,057.51 | 8,019.15 | 44,923.34 | 74.87 |
| Operations & Maint | 225403232 | BLDG REPAIR/MAINT | 40,000.00 | 387.00 | 2,300.00 | 0.00 | -167,781.99 | 205,481.99 | 513.70 |
| Operations & Maint | 225403242 | HVAC REPAIRS - SOUTH | 55,000.00 | 2,911.60 | 0.00 | 195.00 | -7,596.22 | 62,401.22 | 113.46 |
| Operations & Maint | | BLDG REPAIR/MAINT | 35,000.00 | 0.00 | 0.00 | 0.00 | 34,291.49 | 708.51 | 2.02 |
| Operations & Maint | | HVAC REPAIRS - MEDICAL | 8,000.00 | 0.00 | 0.00 | 0.00 | 8,000.00 | 0.00 | 0.00 |
| Operations & Maint | 22540332 | CUSTODIAN MILEAGE | 0.00 | 0.00 | 0.00 | 0.00 | 0.00 | 0.00 | 0.00 |
| Operations & Maint | 22540340 | DISTRICT OFF UTILITIES | 0.00 | 0.00 | 0.00 | 0.00 | 0.00 | 0.00 | 0.00 |

Expenditure Report

Fiscal Year: 2022-2023
Month: April

COUNTY OF GRUNDY SCHOOL DIST 111

| Fund Description | Account | Account Description | Revised Budget | MTD Activity | Encumbrance | Pending Activity | Available Funds | Year to Date Activity | Percent of Budget Used |
|--------------------|-----------|----------------------|----------------|--------------|-------------|------------------|-----------------|-----------------------|------------------------|
| Operations & Maint | 22540342 | PHONE | 95,000.00 | 7,169.30 | 0.00 | 100.00 | 25,387.66 | 69,512.34 | 73.17 |
| Operations & Maint | 22540341 | MINOOKA ACADEMY | 5,000.00 | 368.59 | 0.00 | 0.00 | 2,733.37 | 2,266.63 | 45.33 |
| Operations & Maint | 22540370 | WATER-SEWER SERVICES | 22,000.00 | 2,066.53 | 0.00 | 0.00 | 3,054.38 | 18,945.62 | 86.12 |
| Operations & Maint | 225403702 | WATER-SEWER SOUTH | 55,000.00 | 3,216.88 | 0.00 | 0.00 | 965.78 | 54,034.22 | 98.24 |
| Operations & Maint | | WATER-SEWER MEDICAL | 5,000.00 | 32.46 | 0.00 | 0.00 | 4,729.95 | 270.05 | 5.40 |
| Operations & Maint | 22540380 | UNEMPLOY INSURANCE | 0.00 | 0.00 | 0.00 | 0.00 | 0.00 | 0.00 | 0.00 |
| Operations & Maint | 22540381 | WORKERS COMP | 0.00 | 0.00 | 0.00 | 0.00 | 0.00 | 0.00 | 0.00 |
| Operations & Maint | 22540382 | BLDG FLEET INSURANCE | 0.00 | 0.00 | 0.00 | 0.00 | 0.00 | 0.00 | 0.00 |
| Operations & Maint | 22540391 | CONTRACT SERV | 25,000.00 | 0.00 | 0.00 | 0.00 | 20,545.20 | 4,454.80 | 17.82 |
| Operations & Maint | 225403902 | CONTRACT SERV S.C. | 85,000.00 | 375.00 | 0.00 | 6,449.00 | 30,574.56 | 47,976.44 | 56.44 |
| Operations & Maint | 225403903 | SOUTH MAINTENANCE | 700,000.00 | 0.00 | 0.00 | 0.00 | 262,203.32 | 437,796.68 | 13762.54 |
| Operations & Maint | 225403912 | BLDG SECURITY PS | 0.00 | 0.00 | 0.00 | 0.00 | 0.00 | 0.00 | 0.00 |
| Operations & Maint | 22540392 | PRECISION CONTROL - | 0.00 | 0.00 | 0.00 | 0.00 | 0.00 | 0.00 | 0.00 |
| Operations & Maint | 225403932 | SOUTH SITE CROP | 0.00 | 0.00 | 0.00 | 0.00 | 0.00 | 0.00 | 0.00 |
| Operations & Maint | | CONTRAC SERV MEDICAL | 0.00 | 0.00 | 0.00 | 0.00 | 0.00 | 0.00 | 0.00 |
| Operations & Maint | 22540410 | BUILDING SUPPLIES | 150,000.00 | 28,176.70 | 644.42 | 2,431.07 | -12,075.30 | 158,999.81 | 106.00 |
| Operations & Maint | 22540411 | GROUND SUPPLIES | 100,000.00 | 1,859.32 | 1,147.97 | 3,161.74 | 28,191.13 | 67,499.16 | 67.50 |
| Operations & Maint | 225404102 | BLDG SUPPLIES SOUTH | 75,000.00 | 11,433.01 | 15,333.05 | 285.01 | -2,517.02 | 61,898.96 | 82.53 |
| Operations & Maint | 225404122 | SOUTH SITE CROP | 12,135.15 | 0.00 | 0.00 | 0.00 | 0.00 | 12,135.15 | 100.00 |
| Operations & Maint | | BUILDING SUPPLIES | 1,500.00 | 754.51 | 0.00 | 0.00 | 745.49 | 754.51 | 50.30 |
| Operations & Maint | 22540465 | NATURAL GAS | 85,000.00 | 12,564.27 | 0.00 | 5,749.76 | 18,984.97 | 60,265.27 | 70.90 |
| Operations & Maint | 225404652 | NATURAL GAS SOUTH | 50,000.00 | 5,797.85 | 0.00 | 3,229.86 | 14,635.09 | 32,135.05 | 64.27 |
| Operations & Maint | | NATURAL GAS MEDICAL | 2,000.00 | 716.97 | 0.00 | 0.00 | -1,192.94 | 3,192.94 | 159.65 |
| Operations & Maint | 22540466 | ELECTRICITY | 275,000.00 | 20,564.78 | 0.00 | 0.00 | 131,835.82 | 143,164.18 | 52.06 |

Expenditure Report

Fiscal Year: 2022-2023
Month: April

COUNTY OF GRUNDY SCHOOL DIST 111

| Fund Description | Account | Account Description | Revised Budget | MTD Activity | Encumbrance | Pending Activity | Available Funds | Year to Date Activity | Percent of Budget Used |
|--------------------|------------|-------------------------|----------------|--------------|-------------|------------------|-----------------|-----------------------|------------------------|
| Operations & Maint | 225404662 | ELECTRICITY SOUTH | 325,000.00 | 22,383.02 | 0.00 | 0.00 | 172,092.84 | 152,907.16 | 47.05 |
| Operations & Maint | | ELECTRICITY MEDICAL | 15,000.00 | 532.76 | 0.00 | 906.62 | 6,350.84 | 7,742.54 | 51.62 |
| Operations & Maint | 22540490 | 911 SOFTWARE | 0.00 | 0.00 | 0.00 | 0.00 | 0.00 | 0.00 | 0.00 |
| Operations & Maint | 2254049001 | ESSER I GRANT SUPPLIES | 0.00 | 0.00 | 0.00 | 0.00 | 0.00 | 0.00 | 0.00 |
| Operations & Maint | 2254049002 | ESSER II GRANT SUPPLIES | 0.00 | 0.00 | 0.00 | 0.00 | 0.00 | 0.00 | 0.00 |
| Operations & Maint | 2254049003 | ESSER III GRANT | 0.00 | 0.00 | 0.00 | 0.00 | 0.00 | 0.00 | 0.00 |
| Operations & Maint | 22540541 | BLDG EQUIPMENT | 35,000.00 | 0.00 | 17,565.33 | 1,995.00 | -23,674.26 | 39,113.93 | 111.75 |
| Operations & Maint | 22540542 | WAN EQUIPMENT | 0.00 | 0.00 | 0.00 | 0.00 | 0.00 | 0.00 | 0.00 |
| Operations & Maint | 22540540 | MINOOKA ACADEMY | 2,500.00 | 0.00 | 0.00 | 0.00 | 2,500.00 | 0.00 | 0.00 |
| Operations & Maint | 225405412 | BLDG EQUIPMENT SOUTH | 5,000.00 | 140.00 | 0.00 | 0.00 | 913.82 | 4,086.18 | 81.72 |
| Operations & Maint | | BLDG EQUIPMENT | 5,000.00 | 0.00 | 0.00 | 0.00 | 5,000.00 | 0.00 | 138 0.00 |
| Operations & Maint | 22540640 | CUSTODIAN CLINIC | 0.00 | 0.00 | 0.00 | 0.00 | 0.00 | 0.00 | 0.00 |
| Operations & Maint | 22540690 | REAL ESTATE TAXES- | 11,000.00 | 0.00 | 0.00 | 0.00 | 11,000.00 | 0.00 | 0.00 |
| Operations & Maint | 2254070001 | ESSER II GRANT | 285,000.00 | 0.00 | 0.00 | 0.00 | 4,644.24 | 280,355.76 | 98.37 |
| Operations & Maint | 2254070003 | ESSER III GRANT | 0.00 | 0.00 | 0.00 | 0.00 | 0.00 | 0.00 | 0.00 |
| Operations & Maint | 22541120 | SUMMER CUSTODIAN | 15,000.00 | 0.00 | 0.00 | 0.00 | 3,888.00 | 11,112.00 | 74.08 |
| Operations & Maint | 22541390 | BLDG SECURITY | 0.00 | 0.00 | 0.00 | 0.00 | 0.00 | 0.00 | 0.00 |
| Operations & Maint | 22541391 | BLDG SECURITY/PUR | 0.00 | 0.00 | 0.00 | 0.00 | 0.00 | 0.00 | 0.00 |
| Operations & Maint | 225413902 | BLDG SECURITY CS | 0.00 | 0.00 | 0.00 | 0.00 | 0.00 | 0.00 | 0.00 |
| Operations & Maint | 225413912 | BLDG SECURITY PS | 0.00 | 0.00 | 0.00 | 0.00 | 0.00 | 0.00 | 0.00 |
| Operations & Maint | | BLDG SECURITY CS | 2,500.00 | 0.00 | 0.00 | 0.00 | 2,500.00 | 0.00 | 0.00 |
| Operations & Maint | | BLDG SECURITY PS | 0.00 | 0.00 | 0.00 | 0.00 | 0.00 | 0.00 | 0.00 |
| Operations & Maint | 22541410 | BLDG SECURITY SUPPLIES | 0.00 | 0.00 | 0.00 | 0.00 | 0.00 | 0.00 | 0.00 |
| Operations & Maint | 225414102 | BLDG SECURITY SUPPLY S | 0.00 | 0.00 | 0.00 | 0.00 | 0.00 | 0.00 | 0.00 |

Expenditure Report

Fiscal Year: 2022-2023
Month: April

COUNTY OF GRUNDY SCHOOL DIST 111

| Fund Description | Account | Account Description | Revised Budget | MTD Activity | Encumbrance | Pending Activity | Available Funds | Year to Date Activity | Percent of Budget Used |
|----------------------|-------------|------------------------|---------------------|-------------------|------------------|------------------|---------------------|-----------------------|------------------------|
| Operations & Maint | | BLDG SECURITY SUPPLIES | 0.00 | 0.00 | 0.00 | 0.00 | 0.00 | 0.00 | 0.00 |
| Operations & Maint | 22541540 | BLDG SECURITY | 100,000.00 | 2,708.80 | 0.00 | 0.00 | 20,026.20 | 79,973.80 | 79.97 |
| Operations & Maint | 225415402 | BLDG SECURITY EQ | 25,000.00 | 0.00 | 0.00 | 0.00 | 25,000.00 | 0.00 | 0.00 |
| Operations & Maint | | BLDG SECURITY EQUIP | 0.00 | 0.00 | 0.00 | 0.00 | 0.00 | 0.00 | 0.00 |
| Operations & Maint | 22542530 | SITE IMPROVEMENT | 150,000.00 | 0.00 | 0.00 | 0.00 | 130,488.00 | 19,512.00 | 13.01 |
| Operations & Maint | 22542531 | BLDG IMPROVEMENT | 0.00 | 0.00 | 0.00 | 0.00 | 0.00 | 0.00 | 0.00 |
| Operations & Maint | 225425302 | SITE IMPROVEMNT SOUTH | 0.00 | 0.00 | 0.00 | 0.00 | 0.00 | 0.00 | 0.00 |
| Operations & Maint | 225425312 | BLDG IMPROVEMNT | 50,000.00 | 0.00 | 0.00 | 0.00 | 50,000.00 | 0.00 | 0.00 |
| Operations & Maint | | SITE IMPROVEMENT | 0.00 | 0.00 | 0.00 | 0.00 | 0.00 | 0.00 | 0.00 |
| Operations & Maint | | BLDG IMPROVEMENT | 0.00 | 0.00 | 0.00 | 0.00 | 0.00 | 0.00 | 0.00 |
| Operations & Maint | 22543540 | ATHLETIC FIELDS | 50,000.00 | 0.00 | 0.00 | 0.00 | 2,827.00 | 47,173.00 | 13994.35 |
| Operations & Maint | 2380600 | COMMERCIAL LIAB | 0.00 | 0.00 | 0.00 | 0.00 | 0.00 | 0.00 | 0.00 |
| Operations & Maint | 24140520 | GAVC-BUILDING COSTS | 0.00 | 0.00 | 0.00 | 0.00 | 0.00 | 0.00 | 0.00 |
| Operations & Maint | 24140600 | GAVC BUILD EXPENSES | 464,064.00 | 20,960.06 | 0.00 | 0.00 | 162,747.04 | 301,316.96 | 64.93 |
| Operations & Maint | 24140620 | GAVC CTE PROGRAMS | 0.00 | 0.00 | 0.00 | 0.00 | 0.00 | 0.00 | 0.00 |
| Operations & Maint | 20-481-222- | IMRF (BMF 3000) | 0.00 | 0.00 | 0.00 | 0.00 | 0.00 | 0.00 | 0.00 |
| Operations & Maint | 20-481-222- | IMRF (BMF 3000) | 0.00 | 0.00 | 0.00 | 0.00 | 0.00 | 0.00 | 0.00 |
| Operations & Maint | 28130 | TRANS TO TORT | 0.00 | 0.00 | 0.00 | 0.00 | 0.00 | 0.00 | 0.00 |
| Operations & Maint | 28400 | TRANS TO B & I | 0.00 | 0.00 | 0.00 | 0.00 | 0.00 | 0.00 | 0.00 |
| Operations & Maint | 28800660 | TRANS TO CAPITOL | 0.00 | 0.00 | 0.00 | 0.00 | 0.00 | 0.00 | 0.00 |
| 20 - ----- | | | 4,790,762.17 | 295,518.86 | 47,711.80 | 34,612.15 | 1,032,211.42 | 3,676,226.80 | |
| 2- - ----- | | | 4,790,762.17 | 295,518.86 | 47,711.80 | 34,612.15 | 1,032,211.42 | 3,676,226.80 | |
| Debt Service Fund or | 34190690 | DEVELOPMENT | 0.00 | 0.00 | 0.00 | 0.00 | 0.00 | 0.00 | 0.00 |
| Debt Service Fund or | 35140620 | INTEREST ON BONDS-2001 | 0.00 | 0.00 | 0.00 | 0.00 | 0.00 | 0.00 | 0.00 |

Expenditure Report

Fiscal Year: 2022-2023
Month: April

COUNTY OF GRUNDY SCHOOL DIST 111

| Fund Description | Account | Account Description | Revised Budget | MTD Activity | Encumbrance | Pending Activity | Available Funds | Year to Date Activity | Percent of Budget Used |
|----------------------|----------|------------------------|----------------|--------------|-------------|------------------|-----------------|-----------------------|------------------------|
| Debt Service Fund or | 35140621 | INTEREST ON BONDS-1999 | 0.00 | 0.00 | 0.00 | 0.00 | 0.00 | 0.00 | 0.00 |
| Debt Service Fund or | 35140622 | INTEREST ON BONDS-2005 | 0.00 | 0.00 | 0.00 | 0.00 | 0.00 | 0.00 | 0.00 |
| Debt Service Fund or | 35140623 | INTEREST ON CONST | 0.00 | 0.00 | 0.00 | 0.00 | 0.00 | 0.00 | 0.00 |
| Debt Service Fund or | 35140624 | INTEREST ON VAR RATE | 0.00 | 0.00 | 0.00 | 0.00 | 0.00 | 0.00 | 0.00 |
| Debt Service Fund or | 35140626 | INTEREST ON BONDS-2008 | 0.00 | 0.00 | 0.00 | 0.00 | 0.00 | 0.00 | 0.00 |
| Debt Service Fund or | 35140627 | INTEREST ON BONDS 2010 | 0.00 | 0.00 | 0.00 | 0.00 | 0.00 | 0.00 | 0.00 |
| Debt Service Fund or | 35140628 | INTEREST ON BONDS - | 0.00 | 0.00 | 0.00 | 0.00 | 0.00 | 0.00 | 0.00 |
| Debt Service Fund or | 35140629 | INTEREST ON BONDS | 0.00 | 0.00 | 0.00 | 0.00 | 0.00 | 0.00 | 0.00 |
| Debt Service Fund or | 35140630 | INTEREST ON BONDS | 0.00 | 0.00 | 0.00 | 0.00 | 0.00 | 0.00 | 0.00 |
| Debt Service Fund or | 35140625 | APPLE LEASE INTEREST | 0.00 | 0.00 | 0.00 | 0.00 | 0.00 | 0.00 | 0.00 |
| Debt Service Fund or | 35140631 | INTEREST ON BONDS 2014 | 156,350.00 | 58,175.00 | 0.00 | 0.00 | 0.00 | 156,350.00 | 100.00 |
| Debt Service Fund or | 35140632 | INTEREST ON BONDS - | 0.00 | 0.00 | 0.00 | 0.00 | 0.00 | 0.00 | 0.00 |
| Debt Service Fund or | 35140633 | INTEREST ON BONDS - | 365,200.00 | 182,600.00 | 0.00 | 0.00 | 0.00 | 365,200.00 | 100.00 |
| Debt Service Fund or | 35140634 | INTEREST ON BONDS- | 0.00 | 0.00 | 0.00 | 0.00 | 0.00 | 0.00 | 0.00 |
| Debt Service Fund or | 35140635 | INTEREST ON BONDS- | 225,000.00 | 112,500.00 | 0.00 | 0.00 | 0.00 | 225,000.00 | 100.00 |
| Debt Service Fund or | 35140636 | INTEREST ON BONDS - | 43,800.00 | 0.00 | 0.00 | 0.00 | 16,000.00 | 27,800.00 | 63.47 |
| Debt Service Fund or | 35140637 | INTEREST ON BONDS 2019 | 611,250.00 | 0.00 | 0.00 | 0.00 | 270,125.00 | 341,125.00 | 55.81 |
| Debt Service Fund or | 35146218 | INTEREST ON BONDS 2022 | 346,400.00 | 173,200.00 | 0.00 | 0.00 | 0.00 | 346,400.00 | 100.00 |
| Debt Service Fund or | | PAYMENT TO ESCROW | 0.00 | 0.00 | 0.00 | 0.00 | 0.00 | 0.00 | 0.00 |
| Debt Service Fund or | 35200619 | BONDS RETIRED 2011 | 0.00 | 0.00 | 0.00 | 0.00 | 0.00 | 0.00 | 0.00 |
| Debt Service Fund or | 35200620 | BONDS RETIRED 2012A | 0.00 | 0.00 | 0.00 | 0.00 | 0.00 | 0.00 | 0.00 |
| Debt Service Fund or | 35200621 | BONDS RETIRED 2012B | 0.00 | 0.00 | 0.00 | 0.00 | 0.00 | 0.00 | 0.00 |
| Debt Service Fund or | 35200622 | BOND RETIRED THROUGH | 0.00 | 0.00 | 0.00 | 0.00 | 0.00 | 0.00 | 0.00 |
| Debt Service Fund or | 35200610 | BONDS RETIRED 2006B | 0.00 | 0.00 | 0.00 | 0.00 | 0.00 | 0.00 | 0.00 |

Expenditure Report

Fiscal Year: 2022-2023
Month: April

COUNTY OF GRUNDY SCHOOL DIST 111

| Fund Description | Account | Account Description | Revised Budget | MTD Activity | Encumbrance | Pending Activity | Available Funds | Year to Date Activity | Percent of Budget Used |
|----------------------|----------|------------------------|----------------|--------------|-------------|------------------|-----------------|-----------------------|------------------------|
| Debt Service Fund or | 35200611 | BOND RETIRED-1999 | 0.00 | 0.00 | 0.00 | 0.00 | 0.00 | 0.00 | 0.00 |
| Debt Service Fund or | 35200612 | BONDS RETIRED-2005 | 0.00 | 0.00 | 0.00 | 0.00 | 0.00 | 0.00 | 0.00 |
| Debt Service Fund or | 35200613 | BOND RETIRED 2006A | 0.00 | 0.00 | 0.00 | 0.00 | 0.00 | 0.00 | 0.00 |
| Debt Service Fund or | 35200614 | BOND RETIRED 2010 | 0.00 | 0.00 | 0.00 | 0.00 | 0.00 | 0.00 | 0.00 |
| Debt Service Fund or | 35200615 | APPLE LEASE PRINCIPAL | 0.00 | 0.00 | 0.00 | 0.00 | 0.00 | 0.00 | 0.00 |
| Debt Service Fund or | 35200616 | BONDS RETIRED - 2001 | 0.00 | 0.00 | 0.00 | 0.00 | 0.00 | 0.00 | 0.00 |
| Debt Service Fund or | 35200617 | BONDS RETIRED | 0.00 | 0.00 | 0.00 | 0.00 | 0.00 | 0.00 | 0.00 |
| Debt Service Fund or | 35200618 | BONDS RETIRED 2008 | 0.00 | 0.00 | 0.00 | 0.00 | 0.00 | 0.00 | 0.00 |
| Debt Service Fund or | 35200629 | PRINCIPAL ON BONDS | 2,840,000.00 | 0.00 | 0.00 | 0.00 | 0.00 | 2,840,000.00 | 100.00 |
| Debt Service Fund or | 35200623 | INTEREST PAYMENT ON | 0.00 | 0.00 | 0.00 | 0.00 | 0.00 | 0.00 | 0.00 |
| Debt Service Fund or | 35300624 | PRINCIPAL ON BONDS | 590,000.00 | 0.00 | 0.00 | 0.00 | 0.00 | 590,000.00 | 100.00 |
| Debt Service Fund or | 35300611 | BOND PRINCIPAL | 0.00 | 0.00 | 0.00 | 0.00 | 0.00 | 0.00 | 0.00 |
| Debt Service Fund or | 35300612 | COST OF BOND ISSUANCE | 0.00 | 0.00 | 0.00 | 0.00 | 0.00 | 0.00 | 0.00 |
| Debt Service Fund or | 35300613 | PRINCIPAL ON BOND | 0.00 | 0.00 | 0.00 | 0.00 | 0.00 | 0.00 | 0.00 |
| Debt Service Fund or | 35300614 | PRINCIPAL ON BOND 2008 | 0.00 | 0.00 | 0.00 | 0.00 | 0.00 | 0.00 | 0.00 |
| Debt Service Fund or | 35300615 | PRINCIPAL ON BOND 2010 | 0.00 | 0.00 | 0.00 | 0.00 | 0.00 | 0.00 | 0.00 |
| Debt Service Fund or | 35300616 | PRINCIPAL ON BONDS | 0.00 | 0.00 | 0.00 | 0.00 | 0.00 | 0.00 | 0.00 |
| Debt Service Fund or | 35300617 | PRINCIPAL ON BONDS | 0.00 | 0.00 | 0.00 | 0.00 | 0.00 | 0.00 | 0.00 |
| Debt Service Fund or | 35300618 | PRINCIPAL ON BONDS | 0.00 | 0.00 | 0.00 | 0.00 | 0.00 | 0.00 | 0.00 |
| Debt Service Fund or | 35300619 | PRINCIPAL ON BONDS | 2,000,000.00 | 0.00 | 0.00 | 0.00 | 0.00 | 2,000,000.00 | 100.00 |
| Debt Service Fund or | 35300620 | PRINCIPAL ON BONDS | 0.00 | 0.00 | 0.00 | 0.00 | 0.00 | 0.00 | 0.00 |
| Debt Service Fund or | 35300621 | PRINCIPAL ON BONDS | 0.00 | 0.00 | 0.00 | 0.00 | 0.00 | 0.00 | 0.00 |
| Debt Service Fund or | 35300622 | PRINCIPAL ON BONDS | 0.00 | 0.00 | 0.00 | 0.00 | 0.00 | 0.00 | 0.00 |
| Debt Service Fund or | 35300623 | PRINCIPAL ON BONDS | 220,000.00 | 220,000.00 | 0.00 | 0.00 | 0.00 | 220,000.00 | 100.00 |

Expenditure Report

Fiscal Year: 2022-2023
Month: April

COUNTY OF GRUNDY SCHOOL DIST 111

| Fund Description | Account | Account Description | Revised Budget | MTD Activity | Encumbrance | Pending Activity | Available Funds | Year to Date Activity | Percent of Budget Used |
|----------------------|------------|------------------------|---------------------|---------------------|-------------|------------------|-------------------|-----------------------|------------------------|
| Debt Service Fund or | 3530611013 | PRINCIPAL ON BONDS | 965,000.00 | 965,000.00 | 0.00 | 0.00 | 0.00 | 965,000.00 | 100.00 |
| Debt Service Fund or | 35300712 | COMPUTER LEASE | 0.00 | 0.00 | 0.00 | 0.00 | 0.00 | 0.00 | 0.00 |
| Debt Service Fund or | 35300710 | PRINTROOM COPIER | 0.00 | 0.00 | 0.00 | 0.00 | 0.00 | 0.00 | 0.00 |
| Debt Service Fund or | 35300711 | OTHER COPIERS LEASE | 0.00 | 0.00 | 0.00 | 0.00 | 0.00 | 0.00 | 0.00 |
| Debt Service Fund or | 35300714 | DISTRICT OFFICE LEASE | 0.00 | 0.00 | 0.00 | 0.00 | 0.00 | 0.00 | 0.00 |
| Debt Service Fund or | 35300715 | MINOOKA ACADEMY | 0.00 | 0.00 | 0.00 | 0.00 | 0.00 | 0.00 | 0.00 |
| Debt Service Fund or | 353007122 | PRINTROOM COPIER | 0.00 | 0.00 | 0.00 | 0.00 | 0.00 | 0.00 | 0.00 |
| Debt Service Fund or | 353007132 | OTHER COPIERS LEASE | 0.00 | 0.00 | 0.00 | 0.00 | 0.00 | 0.00 | 0.00 |
| Debt Service Fund or | 35900318 | BOND LEGAL FEES | 0.00 | 0.00 | 0.00 | 0.00 | 0.00 | 0.00 | 0.00 |
| Debt Service Fund or | 35900319 | BOND CLOSING COSTS | 0.00 | 0.00 | 0.00 | 0.00 | 0.00 | 0.00 | 0.00 |
| Debt Service Fund or | 35900320 | BOND PREMIUM ESCROW | 0.00 | 0.00 | 0.00 | 0.00 | 0.00 | 0.00 | 142 0.00 |
| Debt Service Fund or | 35900390 | SERVICE CHARGE | 3,050.00 | 1,100.00 | 0.00 | 318.00 | 514.00 | 2,218.00 | 72.72 |
| Debt Service Fund or | 35900391 | REMARKETING AGENT | 0.00 | 0.00 | 0.00 | 0.00 | 0.00 | 0.00 | 0.00 |
| Debt Service Fund or | 35900611 | ESCROW ADJUSTMENTS | 0.00 | 0.00 | 0.00 | 0.00 | 0.00 | 0.00 | 0.00 |
| Debt Service Fund or | 38990000 | OTHER MISC FINANCING | 0.00 | 0.00 | 0.00 | 0.00 | 0.00 | 0.00 | 0.00 |
| 30 - ----- | | | 8,366,050.00 | 1,712,575.00 | 0.00 | 318.00 | 286,639.00 | 8,079,093.00 | |
| 3- - ----- | | | 8,366,050.00 | 1,712,575.00 | 0.00 | 318.00 | 286,639.00 | 8,079,093.00 | |
| Transportation Fund | | DIST 111 GROUP MEDICAL | 282,273.16 | 5,960.72 | 0.00 | 0.00 | 212,481.84 | 69,791.32 | 24.72 |
| Transportation Fund | | DIST 111 GROUP DENTAL | 2,761.22 | 378.83 | 0.00 | 0.00 | 399.68 | 2,361.54 | 85.53 |
| Transportation Fund | 42190110 | CSBO SALARY | 60,106.85 | 4,998.42 | 0.00 | 0.00 | 10,122.65 | 49,984.20 | 83.16 |
| Transportation Fund | 42190211 | CSBO TRS | 0.00 | 0.00 | 0.00 | 0.00 | 0.00 | 0.00 | 0.00 |
| Transportation Fund | | CSBO IMRF | 1,884.80 | 235.52 | 0.00 | 0.00 | 509.89 | 1,374.91 | 72.95 |
| Transportation Fund | 40-2190- | CSBO SALARY (GTL) | 0.00 | 0.00 | 0.00 | 0.00 | 0.00 | 0.00 | 0.00 |
| Transportation Fund | 42190222 | CSBO GROUP INS | 9,846.41 | 910.00 | 0.00 | 0.00 | 1,731.13 | 8,115.28 | 82.42 |

Expenditure Report

Fiscal Year: 2022-2023
Month: April

COUNTY OF GRUNDY SCHOOL DIST 111

| Fund Description | Account | Account Description | Revised Budget | MTD Activity | Encumbrance | Pending Activity | Available Funds | Year to Date Activity | Percent of Budget Used |
|---------------------|----------|-------------------------|----------------|--------------|-------------|------------------|-----------------|-----------------------|------------------------|
| Transportation Fund | | CSBO DENTAL INS | 523.38 | 40.18 | 0.00 | 0.00 | 121.58 | 401.80 | 76.77 |
| Transportation Fund | 42190332 | CSBO MILEAGE | 0.00 | 0.00 | 0.00 | 0.00 | 0.00 | 0.00 | 0.00 |
| Transportation Fund | 42190640 | CSBO DUES/CLINICS | 0.00 | 0.00 | 0.00 | 0.00 | 0.00 | 0.00 | 0.00 |
| Transportation Fund | | BKKPER GROUP INS | 0.00 | 0.00 | 0.00 | 0.00 | 0.00 | 0.00 | 0.00 |
| Transportation Fund | | DIST 111 GROUP DENTAL | 0.00 | 0.00 | 0.00 | 0.00 | 0.00 | 0.00 | 0.00 |
| Transportation Fund | 42310200 | BOARD OF ED-OTHER | 0.00 | 0.00 | 0.00 | 0.00 | 0.00 | 0.00 | 0.00 |
| Transportation Fund | | Transportation Purchase | 0.00 | 0.00 | 0.00 | 0.00 | -4,500.00 | 4,500.00 | 0.00 |
| Transportation Fund | 42550110 | TRANS SECY SALARY | 71,635.20 | 6,306.56 | 0.00 | 0.00 | 4,798.63 | 66,836.57 | 93.30 |
| Transportation Fund | 42550111 | GAVC/PREMIER ROUTE | 0.00 | 0.00 | 0.00 | 0.00 | 0.00 | 0.00 | 0.00 |
| Transportation Fund | 42550112 | OUT OF DISTRICT ROUTE | 476,509.31 | 36,928.26 | 0.00 | 0.00 | 84,292.13 | 392,217.18 | 82.31 |
| Transportation Fund | 42550113 | REGULAR ROUTE SALARY | 622,077.49 | 45,564.28 | 0.00 | 0.00 | 167,516.75 | 454,560.74 | 14373.07 |
| Transportation Fund | 42550114 | BKKPER TRANS SALARY | 6,945.75 | 578.82 | 0.00 | 0.00 | 1,157.55 | 5,788.20 | 83.33 |
| Transportation Fund | 42550115 | OUT OF DISTRICT BUS | 82,989.36 | 7,397.01 | 0.00 | 0.00 | 4,962.45 | 78,026.91 | 94.02 |
| Transportation Fund | 42550116 | SHUTTLE(S) | 0.00 | 122.99 | 0.00 | 0.00 | -1,581.30 | 1,581.30 | 0.00 |
| Transportation Fund | 42550117 | BUS SUBS 201 FOR 111 | 0.00 | 0.00 | 0.00 | 0.00 | 0.00 | 0.00 | 0.00 |
| Transportation Fund | 42550118 | IDEA PART B SP ED BUS | 0.00 | 0.00 | 0.00 | 0.00 | 0.00 | 0.00 | 0.00 |
| Transportation Fund | 42550119 | FULL TIME DRIVER | 75,000.00 | 6,712.66 | 0.00 | 0.00 | 8,515.25 | 66,484.75 | 88.65 |
| Transportation Fund | 42550130 | EXTRA DUTY (non-drive) | 23,500.00 | 335.70 | 0.00 | 0.00 | 10,311.65 | 13,188.35 | 56.12 |
| Transportation Fund | 42550131 | ACADEMIC TRIP(S) | 34,000.00 | 5,420.81 | 0.00 | 0.00 | -9,970.23 | 43,970.23 | 129.32 |
| Transportation Fund | 42550132 | ATHLETIC/ACTIVITES | 85,000.00 | 5,115.62 | 0.00 | 0.00 | 22,071.59 | 62,928.41 | 74.03 |
| Transportation Fund | 42550133 | ACTIVITIES TRIP | 0.00 | 0.00 | 0.00 | 0.00 | 0.00 | 0.00 | 0.00 |
| Transportation Fund | 42550223 | TRANS SEC INSURANCE | 0.00 | 0.00 | 0.00 | 0.00 | -764.32 | 764.32 | 0.00 |
| Transportation Fund | 42554223 | TRANS. DIR. INSURANCE | 0.00 | 0.00 | 0.00 | 0.00 | 0.00 | 0.00 | 0.00 |
| Transportation Fund | 40-2550- | TRANSPORTATION | 47,909.40 | 4,435.42 | 0.00 | 0.00 | 8,918.88 | 38,990.52 | 81.38 |

Expenditure Report

Fiscal Year: 2022-2023
Month: April

COUNTY OF GRUNDY SCHOOL DIST 111

| Fund Description | Account | Account Description | Revised Budget | MTD Activity | Encumbrance | Pending Activity | Available Funds | Year to Date Activity | Percent of Budget Used |
|---------------------|-----------|-----------------------|----------------|--------------|-------------|------------------|-----------------|-----------------------|------------------------|
| Transportation Fund | | FT BUS DRIVER GROUP | 0.00 | 0.00 | 0.00 | 0.00 | 0.00 | 0.00 | 0.00 |
| Transportation Fund | FULL TIME | 40 E 2550 2220 00 300 | 0.00 | 0.00 | 0.00 | 0.00 | -26.60 | 26.60 | 0.00 |
| Transportation Fund | | BKKPER TRANS GROUP | 937.20 | 86.60 | 0.00 | 0.00 | 164.80 | 772.40 | 82.42 |
| Transportation Fund | | BUS DRIVER GROUP INS | 9,199.61 | 1,712.26 | 0.00 | 0.00 | -1,831.07 | 11,030.68 | 119.90 |
| Transportation Fund | | TRANS SEC DENTAL INS | 493.32 | 75.56 | 0.00 | 0.00 | 2.18 | 491.14 | 99.56 |
| Transportation Fund | | BKKPER DENTAL INS | 49.24 | 3.78 | 0.00 | 0.00 | 11.44 | 37.80 | 76.77 |
| Transportation Fund | 42550230 | COURSE | 0.00 | 0.00 | 0.00 | 0.00 | 0.00 | 0.00 | 0.00 |
| Transportation Fund | 42550310 | TRANS HEALTH EXAMS | 8,000.00 | 1,527.00 | 0.00 | 0.00 | -3,536.00 | 11,536.00 | 144.20 |
| Transportation Fund | 42551310 | TANK TESTING | 0.00 | 0.00 | 0.00 | 0.00 | 0.00 | 0.00 | 0.00 |
| Transportation Fund | 42550320 | BUS LEASES | 530,000.00 | 0.00 | 0.00 | 0.00 | 260,803.50 | 269,196.50 | 50.79 |
| Transportation Fund | 42550321 | GARBAGE DISPOSAL | 8,000.00 | 730.85 | 0.00 | 0.00 | 581.98 | 7,418.02 | 14492.73 |
| Transportation Fund | 42550322 | CLEANING SERVICES | 7,000.00 | 449.20 | 0.00 | 224.60 | 2,445.85 | 4,329.55 | 61.85 |
| Transportation Fund | 42551322 | SNOW REMOVAL-BUS | 20,000.00 | 0.00 | 0.00 | 0.00 | 20,000.00 | 0.00 | 0.00 |
| Transportation Fund | 42550331 | SPECIAL ED TRANS | 0.00 | 0.00 | 0.00 | 0.00 | -8,065.20 | 7,145.58 | 0.00 |
| Transportation Fund | 42550332 | TRANS MILEAGE | 7,500.00 | 0.00 | 0.00 | 0.00 | 7,500.00 | 0.00 | 0.00 |
| Transportation Fund | 42550340 | PHONE-BUS GARAGE | 1,500.00 | 82.05 | 0.00 | 0.00 | 687.67 | 812.33 | 54.16 |
| Transportation Fund | 42551340 | TRANS POSTAGE | 1,500.00 | 0.00 | 0.00 | 0.00 | 1,470.00 | 30.00 | 2.00 |
| Transportation Fund | 42550350 | TRANS ADVERTISING | 20,000.00 | 0.00 | 0.00 | 0.00 | 19,936.90 | 63.10 | 0.32 |
| Transportation Fund | 42550370 | WATER-BUS GARAGE | 7,000.00 | 83.16 | 0.00 | 0.00 | 6,473.66 | 526.34 | 7.52 |
| Transportation Fund | 42550380 | UNEMPLOY INSURANCE | 0.00 | 0.00 | 0.00 | 0.00 | 0.00 | 0.00 | 0.00 |
| Transportation Fund | 42550381 | WORKERS COMP | 0.00 | 0.00 | 0.00 | 0.00 | 0.00 | 0.00 | 0.00 |
| Transportation Fund | 42550382 | BUS FLEET INSURANCE | 0.00 | 0.00 | 0.00 | 0.00 | 0.00 | 0.00 | 0.00 |
| Transportation Fund | 42550390 | MECHANICS | 0.00 | 0.00 | 0.00 | 0.00 | 0.00 | 0.00 | 0.00 |
| Transportation Fund | 42550391 | ROUTING SOFTWARE | 4,000.00 | 0.00 | 0.00 | 0.00 | 4,000.00 | 0.00 | 0.00 |

Expenditure Report

Fiscal Year: 2022-2023
Month: April

COUNTY OF GRUNDY SCHOOL DIST 111

| Fund Description | Account | Account Description | Revised Budget | MTD Activity | Encumbrance | Pending Activity | Available Funds | Year to Date Activity | Percent of Budget Used |
|---------------------|-------------|-----------------------|----------------|--------------|-------------|------------------|-----------------|-----------------------|------------------------|
| Transportation Fund | 42550464 | VAN FUEL | 40,000.00 | 2,001.97 | 0.00 | 1,624.25 | 11,638.51 | 26,737.24 | 66.84 |
| Transportation Fund | 42550640 | TRANS DIR | 5,000.00 | 0.00 | 0.00 | 0.00 | 4,307.99 | 692.01 | 13.84 |
| Transportation Fund | 42550690 | REFUND ACCOUNT | 0.00 | 0.00 | 0.00 | 0.00 | 0.00 | 0.00 | 0.00 |
| Transportation Fund | 42552410 | OFFICE & NON-REPAIR | 20,000.00 | 1,106.60 | 0.00 | 0.00 | -414.12 | 20,414.12 | 102.07 |
| Transportation Fund | 42552411 | BUS & VAN REPAIR | 15,000.00 | 3,931.94 | 0.00 | 353.47 | -9,275.93 | 23,922.46 | 159.48 |
| Transportation Fund | 42552464 | BUS FUEL | 290,000.00 | 27,506.52 | 0.00 | 2,929.46 | 40,234.60 | 246,835.94 | 85.12 |
| Transportation Fund | 42552465 | NATURAL GAS-BUS | 5,500.00 | 452.49 | 0.00 | 0.00 | 2,966.21 | 2,533.79 | 46.07 |
| Transportation Fund | 42552466 | ELECTRICITY-BUS | 8,000.00 | 615.81 | 0.00 | 0.00 | 4,004.48 | 3,995.52 | 49.94 |
| Transportation Fund | 42554110 | BUS MECHANIC SALARY | 105,000.00 | 8,354.29 | 0.00 | 0.00 | 39,491.88 | 65,508.12 | 62.39 |
| Transportation Fund | 42554111 | TRANS DIRECTORS | 39,757.48 | 6,626.24 | 0.00 | 0.00 | 2,750.54 | 37,006.94 | 93.08 |
| Transportation Fund | 42554222 | BUS MECH GROUP INS | 49,467.70 | 5,694.66 | 0.00 | 0.00 | 8,505.82 | 40,961.88 | 14582.81 |
| Transportation Fund | | TRANS DIRECTORS | 29,264.66 | 1,815.66 | 0.00 | 0.00 | 16,931.35 | 12,333.31 | 42.14 |
| Transportation Fund | | BUS MECH DENTAL INS | 679.24 | 37.78 | 0.00 | 0.00 | 400.35 | 278.89 | 41.06 |
| Transportation Fund | | TRANS DIRECTOR DENTAL | 498.70 | 37.78 | 0.00 | 0.00 | 572.29 | -73.59 | -14.76 |
| Transportation Fund | 42554300 | TRANS CONTR SERV | 5,500.00 | 0.00 | 6,930.00 | 0.00 | -50,354.07 | 48,924.07 | 889.53 |
| Transportation Fund | 42554323 | TRANS REPAIR/MAINT | 110,000.00 | 5,280.27 | 3,587.51 | 738.67 | 52,757.90 | 52,915.92 | 48.11 |
| Transportation Fund | 42554339 | INSPECTION/LICENSE | 11,500.00 | 510.00 | 0.00 | 0.00 | 5,518.28 | 5,981.72 | 52.01 |
| Transportation Fund | 42554540 | TRANS EQUIPMENT | 2,500.00 | 0.00 | 0.00 | 0.00 | 605.00 | 1,895.00 | 75.80 |
| Transportation Fund | 42554550 | TRANS VEHICLES | 120,000.00 | 0.00 | 0.00 | 0.00 | 51,850.00 | 68,150.00 | 56.79 |
| Transportation Fund | 42559520 | BUS GARAGE ADDITION | 0.00 | 0.00 | 0.00 | 0.00 | 0.00 | 0.00 | 0.00 |
| Transportation Fund | 42559530 | TRANS BLDG IMPROVE | 45,000.00 | 85.00 | 0.00 | 0.00 | -15,053.40 | 60,053.40 | 133.45 |
| Transportation Fund | 42559690 | TRANS - OTHER | 0.00 | 0.00 | 0.00 | 0.00 | 0.00 | 0.00 | 0.00 |
| Transportation Fund | 40-481-222- | IMRF (BMF 3000) | 0.00 | 0.00 | 0.00 | 0.00 | 0.00 | 0.00 | 0.00 |
| Transportation Fund | 40-481-222- | IMRF (BMF 3000) | 0.00 | 0.00 | 0.00 | 0.00 | 0.00 | 0.00 | 0.00 |

Expenditure Report

Fiscal Year: 2022-2023
Month: April

COUNTY OF GRUNDY SCHOOL DIST 111

| Fund Description | Account | Account Description | Revised Budget | MTD Activity | Encumbrance | Pending Activity | Available Funds | Year to Date Activity | Percent of Budget Used |
|-------------------------|-------------|---------------------|---------------------|-------------------|------------------|------------------|-------------------|-----------------------|------------------------|
| 40 - ----- | | | 3,410,809.48 | 200,249.27 | 10,517.51 | 5,870.45 | 999,152.59 | 2,394,349.31 | |
| 4- - ----- | | | 3,410,809.48 | 200,249.27 | 10,517.51 | 5,870.45 | 999,152.59 | 2,394,349.31 | |
| I.M.R.F./Soc. Sec. Fund | 50-1130-212 | TITLE 1 SALARIES | 6,574.22 | 465.84 | 0.00 | 0.00 | 3,722.78 | 2,851.44 | 43.37 |
| I.M.R.F./Soc. Sec. Fund | 51130212 | CAMPUS MONITOR IMRF | 22,021.73 | 1,462.22 | 0.00 | 0.00 | 6,245.77 | 15,775.96 | 71.64 |
| I.M.R.F./Soc. Sec. Fund | | NURSE IMRF | 400.00 | 21.92 | 0.00 | 0.00 | 126.50 | 273.50 | 68.38 |
| I.M.R.F./Soc. Sec. Fund | | DEAN SEC IMRF | 1,000.00 | 87.84 | 0.00 | 0.00 | 15.79 | 984.21 | 98.42 |
| I.M.R.F./Soc. Sec. Fund | | PI IMRF | 300.00 | 0.00 | 0.00 | 0.00 | 300.00 | 0.00 | 0.00 |
| I.M.R.F./Soc. Sec. Fund | 5113021250 | ATH TRAINER IMRF | 0.00 | 0.00 | 0.00 | 0.00 | 0.00 | 0.00 | 0.00 |
| I.M.R.F./Soc. Sec. Fund | 50-1130-213 | TITLE 1 FICA | 4,290.54 | 318.44 | 0.00 | 0.00 | 2,418.73 | 1,871.81 | 43.63 |
| I.M.R.F./Soc. Sec. Fund | 51130213 | CAMPUS MONITOR FICA | 14,372.08 | 878.69 | 0.00 | 0.00 | 5,349.72 | 9,022.36 | 62.78 |
| I.M.R.F./Soc. Sec. Fund | | NURSE FICA | 2,872.09 | 24.28 | 0.00 | 0.00 | 2,686.48 | 185.61 | 146 6.46 |
| I.M.R.F./Soc. Sec. Fund | | DEAN SEC FICA | 626.64 | 56.86 | 0.00 | 0.00 | 43.47 | 583.17 | 93.06 |
| I.M.R.F./Soc. Sec. Fund | | MONITOR FICA | 0.00 | 0.00 | 0.00 | 0.00 | 0.00 | 0.00 | 0.00 |
| I.M.R.F./Soc. Sec. Fund | | SEC FICA | 0.00 | 0.00 | 0.00 | 0.00 | 0.00 | 0.00 | 0.00 |
| I.M.R.F./Soc. Sec. Fund | 5113021305 | ENGLISH/DRAMA FICA | 0.00 | 0.00 | 0.00 | 0.00 | 0.00 | 0.00 | 0.00 |
| I.M.R.F./Soc. Sec. Fund | 5113021312 | MUSIC SALARY FICA | 0.00 | 0.00 | 0.00 | 0.00 | 0.00 | 0.00 | 0.00 |
| I.M.R.F./Soc. Sec. Fund | 5113021321 | DRIVER ED FICA | 0.00 | 0.00 | 0.00 | 0.00 | 0.00 | 0.00 | 0.00 |
| I.M.R.F./Soc. Sec. Fund | 50-1130- | INSTR LEADER SALARY | 0.00 | 0.00 | 0.00 | 0.00 | 0.00 | 0.00 | 0.00 |
| I.M.R.F./Soc. Sec. Fund | 5113021350 | ATH TRAINER FICA | 0.00 | 0.00 | 0.00 | 0.00 | 0.00 | 0.00 | 0.00 |
| I.M.R.F./Soc. Sec. Fund | 50-1130-214 | AIDE MEDICARE | 1,003.43 | 91.62 | 0.00 | 0.00 | 548.47 | 454.96 | 45.34 |
| I.M.R.F./Soc. Sec. Fund | 51130214 | INSTR MEDICARE | 4,000.00 | 268.64 | 0.00 | 0.00 | 1,103.72 | 2,896.28 | 72.41 |
| I.M.R.F./Soc. Sec. Fund | | INSTR MEDICARE | 7,300.00 | 702.82 | 0.00 | 0.00 | 391.59 | 6,908.41 | 94.64 |
| I.M.R.F./Soc. Sec. Fund | | DEAN MEDICARE | 1,000.00 | 146.89 | 0.00 | 0.00 | 39.96 | 960.04 | 96.00 |
| I.M.R.F./Soc. Sec. Fund | | INSTR MEDICARE | 0.00 | 0.00 | 0.00 | 0.00 | -2.07 | 2.07 | 0.00 |

Expenditure Report

Fiscal Year: 2022-2023
Month: April

COUNTY OF GRUNDY SCHOOL DIST 111

| Fund Description | Account | Account Description | Revised Budget | MTD Activity | Encumbrance | Pending Activity | Available Funds | Year to Date Activity | Percent of Budget Used |
|-------------------------|------------|-----------------------|----------------|--------------|-------------|------------------|-----------------|-----------------------|------------------------|
| I.M.R.F./Soc. Sec. Fund | | INSTR MEDICARE | 0.00 | 0.00 | 0.00 | 0.00 | -920.18 | 920.18 | 0.00 |
| I.M.R.F./Soc. Sec. Fund | | MEDICARE | 0.00 | 0.00 | 0.00 | 0.00 | 0.00 | 0.00 | 0.00 |
| I.M.R.F./Soc. Sec. Fund | 5113021402 | ART MEDICARE | 3,381.86 | 267.36 | 0.00 | 0.00 | 787.01 | 2,594.85 | 76.73 |
| I.M.R.F./Soc. Sec. Fund | 5113021405 | ENGLISH/DRAMA | 25,569.92 | 2,022.75 | 0.00 | 0.00 | 5,305.63 | 20,264.29 | 79.25 |
| I.M.R.F./Soc. Sec. Fund | 5113021406 | FOREIGN LANG MEDICARE | 11,713.99 | 980.97 | 0.00 | 0.00 | 2,043.86 | 9,670.13 | 82.55 |
| I.M.R.F./Soc. Sec. Fund | 5113021411 | MATH MEDICARE | 20,947.63 | 1,625.00 | 0.00 | 0.00 | 4,837.50 | 16,110.13 | 76.91 |
| I.M.R.F./Soc. Sec. Fund | 5113021412 | MUSIC MEDICARE | 3,812.59 | 298.02 | 0.00 | 0.00 | 848.49 | 2,964.10 | 77.75 |
| I.M.R.F./Soc. Sec. Fund | 5113021413 | NAT SCIENCE MEDICARE | 20,947.63 | 1,577.30 | 0.00 | 0.00 | 5,168.21 | 15,779.42 | 75.33 |
| I.M.R.F./Soc. Sec. Fund | 5113021415 | SOC SCIENCE MEDICARE | 19,074.43 | 1,519.55 | 0.00 | 0.00 | 3,916.27 | 15,158.16 | 79.47 |
| I.M.R.F./Soc. Sec. Fund | 5113021421 | DRIVER ED MEDICARE | 0.00 | 0.00 | 0.00 | 0.00 | 0.00 | 0.00 | 0.00 |
| I.M.R.F./Soc. Sec. Fund | 5113021427 | DEPT CHAIR MEDICARE | 10,946.08 | 871.10 | 0.00 | 0.00 | 2,198.07 | 8,748.01 | 14779.92 |
| I.M.R.F./Soc. Sec. Fund | 5113021450 | PHYS ED MEDICARE | 18,224.38 | 1,403.88 | 0.00 | 0.00 | 4,261.04 | 13,963.34 | 76.62 |
| I.M.R.F./Soc. Sec. Fund | 50-1200- | IDEA PART B SP ED | 0.00 | 0.00 | 0.00 | 0.00 | 0.00 | 0.00 | 0.00 |
| I.M.R.F./Soc. Sec. Fund | 50-1200- | IDEA SP ED LOCAL (RM) | 0.00 | 0.00 | 0.00 | 0.00 | 0.00 | 0.00 | 0.00 |
| I.M.R.F./Soc. Sec. Fund | | SPEC ED AIDE IMRF | 15,214.47 | 866.82 | 0.00 | 0.00 | 6,241.39 | 8,973.08 | 58.98 |
| I.M.R.F./Soc. Sec. Fund | | SPEC ED SEC IMRF | 3,800.00 | 292.42 | 0.00 | 0.00 | 715.24 | 3,084.76 | 81.18 |
| I.M.R.F./Soc. Sec. Fund | 50-1200- | IDEA PART B SP ED | 0.00 | 0.00 | 0.00 | 0.00 | 0.00 | 0.00 | 0.00 |
| I.M.R.F./Soc. Sec. Fund | 50-1200- | IDEA SP ED LOCAL (FR) | 0.00 | 0.00 | 0.00 | 0.00 | 0.00 | 0.00 | 0.00 |
| I.M.R.F./Soc. Sec. Fund | | SPEC ED AIDE FICA | 9,929.44 | 583.86 | 0.00 | 0.00 | 4,184.99 | 5,744.45 | 57.85 |
| I.M.R.F./Soc. Sec. Fund | | SPEC ED SEC FICA | 2,500.00 | 193.68 | 0.00 | 0.00 | 563.20 | 1,936.80 | 77.47 |
| I.M.R.F./Soc. Sec. Fund | 50-1200- | SPECIAL ED SALARY | 18,579.27 | 1,419.96 | 0.00 | 0.00 | 4,321.30 | 14,257.97 | 76.74 |
| I.M.R.F./Soc. Sec. Fund | | SPEC ED MEDICARE | 0.00 | 0.00 | 0.00 | 0.00 | 0.00 | 0.00 | 0.00 |
| I.M.R.F./Soc. Sec. Fund | | SPEC ED AIDE MEDICARE | 2,322.21 | 136.56 | 0.00 | 0.00 | 970.87 | 1,351.34 | 58.19 |
| I.M.R.F./Soc. Sec. Fund | | SPEC ED SEC MEDICARE | 560.98 | 45.30 | 0.00 | 0.00 | 107.98 | 453.00 | 80.75 |

Expenditure Report

Fiscal Year: 2022-2023
Month: April

COUNTY OF GRUNDY SCHOOL DIST 111

| Fund Description | Account | Account Description | Revised Budget | MTD Activity | Encumbrance | Pending Activity | Available Funds | Year to Date Activity | Percent of Budget Used |
|-------------------------|-------------|------------------------|----------------|--------------|-------------|------------------|-----------------|-----------------------|------------------------|
| I.M.R.F./Soc. Sec. Fund | 51250212 | COOP HOMEBOUND/HOSP | 0.00 | 0.00 | 0.00 | 0.00 | 0.00 | 0.00 | 0.00 |
| I.M.R.F./Soc. Sec. Fund | 51250213 | COOP HOMEBOUND/HOSP | 0.00 | 0.00 | 0.00 | 0.00 | 0.00 | 0.00 | 0.00 |
| I.M.R.F./Soc. Sec. Fund | 51250214 | COOP HB/HOSP | 0.00 | 0.00 | 0.00 | 0.00 | 0.00 | 0.00 | 0.00 |
| I.M.R.F./Soc. Sec. Fund | 50-1400- | CTE SALARY IMRF | 0.00 | 0.00 | 0.00 | 0.00 | 0.00 | 0.00 | 0.00 |
| I.M.R.F./Soc. Sec. Fund | 51400213 | VOC ED GRANT FICA | 0.00 | 0.00 | 0.00 | 0.00 | 0.00 | 0.00 | 0.00 |
| I.M.R.F./Soc. Sec. Fund | 51400214 | VOC ED GRANT MEDICARE | 4,311.68 | 330.96 | 0.00 | 0.00 | 999.36 | 3,312.32 | 76.82 |
| I.M.R.F./Soc. Sec. Fund | 5140021410 | IND TECH MEDICARE | 3,488.85 | 278.81 | 0.00 | 0.00 | 723.71 | 2,765.14 | 79.26 |
| I.M.R.F./Soc. Sec. Fund | 5140121401 | AG MEDICARE | 3,650.55 | 287.70 | 0.00 | 0.00 | 795.36 | 2,855.19 | 78.21 |
| I.M.R.F./Soc. Sec. Fund | 5140721403 | BUSINESS ED MEDICARE | 3,350.37 | 269.90 | 0.00 | 0.00 | 641.46 | 2,708.91 | 80.85 |
| I.M.R.F./Soc. Sec. Fund | 51410214 | VIDEO EDIT MEDICARE | 0.00 | 0.00 | 0.00 | 0.00 | 0.00 | 0.00 | 0.00 |
| I.M.R.F./Soc. Sec. Fund | 5141121430 | INST. TECH MEDICARE | 1,238.58 | 97.52 | 0.00 | 0.00 | 268.72 | 969.86 | 14878.30 |
| I.M.R.F./Soc. Sec. Fund | 51417212 | ATHLETIC TRAINER IMRF | 5,466.00 | 434.88 | 0.00 | 0.00 | 683.37 | 4,782.63 | 87.50 |
| I.M.R.F./Soc. Sec. Fund | 51417213 | ATHLETIC TRAINER FICA | 3,567.28 | 288.40 | 0.00 | 0.00 | 533.24 | 3,034.04 | 85.05 |
| I.M.R.F./Soc. Sec. Fund | 51417214 | ATHLETIC TRAINER | 834.28 | 67.44 | 0.00 | 0.00 | 124.66 | 709.62 | 85.06 |
| I.M.R.F./Soc. Sec. Fund | 5142021409 | FAM/CONS SCI MEDICARE | 3,640.46 | 299.51 | 0.00 | 0.00 | 723.36 | 2,917.10 | 80.13 |
| I.M.R.F./Soc. Sec. Fund | 50-1500-212 | INVITATIONAL WKRS (RM) | 0.00 | 0.00 | 0.00 | 0.00 | 0.00 | 0.00 | 0.00 |
| I.M.R.F./Soc. Sec. Fund | 5150021230 | ATHLETIC DIR SECY IMRF | 0.00 | 0.00 | 0.00 | 0.00 | 0.00 | 0.00 | 0.00 |
| I.M.R.F./Soc. Sec. Fund | | ATHLETIC DIR SECY IMRF | 5,058.82 | 470.93 | 0.00 | 0.00 | 727.40 | 4,331.42 | 85.62 |
| I.M.R.F./Soc. Sec. Fund | | ATHLETIC IMRF | 3,000.00 | 76.98 | 0.00 | 0.00 | 435.85 | 2,564.15 | 85.47 |
| I.M.R.F./Soc. Sec. Fund | | ATH/ACT | 495.98 | 39.46 | 0.00 | 0.00 | 62.76 | 433.22 | 87.35 |
| I.M.R.F./Soc. Sec. Fund | | 50 E 1500 2120 30 300 | 0.00 | 13.06 | 0.00 | 0.00 | -116.40 | 116.40 | 0.00 |
| I.M.R.F./Soc. Sec. Fund | | TECH DIR IMRF | 488.07 | 38.84 | 0.00 | 0.00 | 78.42 | 409.65 | 83.93 |
| I.M.R.F./Soc. Sec. Fund | | ATH/ACT | 0.00 | 0.00 | 0.00 | 0.00 | 0.00 | 0.00 | 0.00 |
| I.M.R.F./Soc. Sec. Fund | | ATH/ACT | 345.56 | 60.38 | 0.00 | 0.00 | -249.40 | 594.96 | 172.17 |

Expenditure Report

Fiscal Year: 2022-2023
Month: April

COUNTY OF GRUNDY SCHOOL DIST 111

| Fund Description | Account | Account Description | Revised Budget | MTD Activity | Encumbrance | Pending Activity | Available Funds | Year to Date Activity | Percent of Budget Used |
|-------------------------|-------------|------------------------|----------------|--------------|-------------|------------------|-----------------|-----------------------|------------------------|
| I.M.R.F./Soc. Sec. Fund | 51500212 | MAIN OFFICE IMRF | 0.00 | 0.00 | 0.00 | 0.00 | 0.00 | 0.00 | 0.00 |
| I.M.R.F./Soc. Sec. Fund | 5150021270 | ACTIVITY DIR SECY IMRF | 5,058.82 | 367.53 | 0.00 | 0.00 | 1,181.86 | 3,876.96 | 76.64 |
| I.M.R.F./Soc. Sec. Fund | | ATH/ACT | 0.00 | 0.00 | 0.00 | 0.00 | 0.00 | 0.00 | 0.00 |
| I.M.R.F./Soc. Sec. Fund | | ATH/ACT | 1,000.00 | 20.50 | 0.00 | 0.00 | 482.98 | 517.02 | 51.70 |
| I.M.R.F./Soc. Sec. Fund | | ATH/ACT | 0.00 | 0.00 | 0.00 | 0.00 | 0.00 | 0.00 | 0.00 |
| I.M.R.F./Soc. Sec. Fund | | ATH/ACT | 0.00 | 0.00 | 0.00 | 0.00 | 0.00 | 0.00 | 0.00 |
| I.M.R.F./Soc. Sec. Fund | | ATH/ACT | 408.31 | 19.66 | 0.00 | 0.00 | 201.01 | 207.30 | 50.77 |
| I.M.R.F./Soc. Sec. Fund | | ATH/ACT | 325.00 | 0.00 | 0.00 | 0.00 | 176.05 | 148.95 | 45.83 |
| I.M.R.F./Soc. Sec. Fund | | 50 E 1500 2120 70 300 | 0.00 | 14.12 | 0.00 | 0.00 | -125.78 | 125.78 | 0.00 |
| I.M.R.F./Soc. Sec. Fund | 50-1500-213 | INVITATIONAL WKRS (FR) | 0.00 | 0.00 | 0.00 | 0.00 | 0.00 | 0.00 | 0.00 |
| I.M.R.F./Soc. Sec. Fund | 5150021330 | GOLF COACH FICA | 0.00 | 0.00 | 0.00 | 0.00 | 0.00 | 0.00 | 149 0.00 |
| I.M.R.F./Soc. Sec. Fund | | ATH/ACT | 3,000.00 | 318.92 | 0.00 | 0.00 | 383.80 | 2,616.20 | 87.21 |
| I.M.R.F./Soc. Sec. Fund | | ATH/ACT | 2,500.00 | 52.63 | 0.00 | 0.00 | 853.79 | 1,646.21 | 65.85 |
| I.M.R.F./Soc. Sec. Fund | | ATH/ACT | 470.82 | 235.41 | 0.00 | 0.00 | 235.41 | 235.41 | 50.00 |
| I.M.R.F./Soc. Sec. Fund | | ATH/ACT | 161.85 | 0.00 | 0.00 | 0.00 | 161.85 | 0.00 | 0.00 |
| I.M.R.F./Soc. Sec. Fund | | ATH/ACT | 1,015.21 | 0.00 | 0.00 | 0.00 | 294.27 | 720.94 | 71.01 |
| I.M.R.F./Soc. Sec. Fund | | ATH/ACT | 588.06 | 0.00 | 0.00 | 0.00 | 588.06 | 0.00 | 0.00 |
| I.M.R.F./Soc. Sec. Fund | | ATH/ACT | 323.69 | 26.98 | 0.00 | 0.00 | 43.25 | 280.44 | 86.64 |
| I.M.R.F./Soc. Sec. Fund | | ATH/ACT | 1,480.26 | 8.92 | 0.00 | 0.00 | 579.25 | 901.01 | 60.87 |
| I.M.R.F./Soc. Sec. Fund | | 50 E 1500 2130 30 300 | 0.00 | 134.88 | 0.00 | 0.00 | -134.88 | 134.88 | 0.00 |
| I.M.R.F./Soc. Sec. Fund | | ATH/ACT | 318.48 | 26.54 | 0.00 | 0.00 | 53.09 | 265.39 | 83.33 |
| I.M.R.F./Soc. Sec. Fund | | ATH/ACT | 1,738.38 | 161.85 | 0.00 | 0.00 | -161.83 | 1,900.21 | 109.31 |
| I.M.R.F./Soc. Sec. Fund | | 50 E 1500 2130 30 300 | 0.00 | 0.00 | 0.00 | 0.00 | -784.06 | 784.06 | 0.00 |
| I.M.R.F./Soc. Sec. Fund | | ATH/ACT | 323.70 | 0.00 | 0.00 | 0.00 | 0.00 | 323.70 | 100.00 |

Expenditure Report

Fiscal Year: 2022-2023
Month: April

COUNTY OF GRUNDY SCHOOL DIST 111

| Fund Description | Account | Account Description | Revised Budget | MTD Activity | Encumbrance | Pending Activity | Available Funds | Year to Date Activity | Percent of Budget Used |
|-------------------------|-------------|------------------------|----------------|--------------|-------------|------------------|-----------------|-----------------------|------------------------|
| I.M.R.F./Soc. Sec. Fund | | ATH/ACT | 246.02 | 0.00 | 0.00 | 0.00 | 0.00 | 246.02 | 100.00 |
| I.M.R.F./Soc. Sec. Fund | | 50 E 1500 2130 30 300 | 0.00 | 73.57 | 0.00 | 0.00 | -73.57 | 73.57 | 0.00 |
| I.M.R.F./Soc. Sec. Fund | | ATH/ACT | 588.52 | 294.26 | 0.00 | 0.00 | 294.26 | 294.26 | 50.00 |
| I.M.R.F./Soc. Sec. Fund | | ATH/ACT | 1,774.08 | 363.64 | 0.00 | 0.00 | 1,410.44 | 363.64 | 20.50 |
| I.M.R.F./Soc. Sec. Fund | | ATH/ACT | 1,459.94 | 143.79 | 0.00 | 0.00 | 970.94 | 489.00 | 33.49 |
| I.M.R.F./Soc. Sec. Fund | 51500213 | MAIN OFFICE FICA | 0.00 | 0.00 | 0.00 | 0.00 | 0.00 | 0.00 | 0.00 |
| I.M.R.F./Soc. Sec. Fund | 5150021370 | ACTIVITIES FICA | 3,000.00 | 426.49 | 0.00 | 0.00 | 411.13 | 2,588.87 | 86.30 |
| I.M.R.F./Soc. Sec. Fund | | ATH/ACT | 0.00 | 0.00 | 0.00 | 0.00 | 0.00 | 0.00 | 0.00 |
| I.M.R.F./Soc. Sec. Fund | | ATH/ACT | 923.39 | 14.01 | 0.00 | 0.00 | 548.93 | 374.46 | 40.55 |
| I.M.R.F./Soc. Sec. Fund | | ATH/ACT | 0.00 | 0.00 | 0.00 | 0.00 | 0.00 | 0.00 | 0.00 |
| I.M.R.F./Soc. Sec. Fund | | ATH/ACT | 52.64 | 142.95 | 0.00 | 0.00 | -90.31 | 142.95 | 15071.56 |
| I.M.R.F./Soc. Sec. Fund | | ATH/ACT | 516.83 | 0.00 | 0.00 | 0.00 | 129.95 | 386.88 | 74.86 |
| I.M.R.F./Soc. Sec. Fund | | ATH/ACT | 105.28 | 0.00 | 0.00 | 0.00 | 0.00 | 105.28 | 100.00 |
| I.M.R.F./Soc. Sec. Fund | | ATH/ACT | 115.80 | 0.00 | 0.00 | 0.00 | 0.00 | 115.80 | 100.00 |
| I.M.R.F./Soc. Sec. Fund | | ATH/ACT | 177.32 | 0.00 | 0.00 | 0.00 | 88.66 | 88.66 | 50.00 |
| I.M.R.F./Soc. Sec. Fund | | ATH/ACT | 307.27 | 129.95 | 0.00 | 0.00 | 177.32 | 129.95 | 42.29 |
| I.M.R.F./Soc. Sec. Fund | | ATH/ACT | 266.48 | 13.44 | 0.00 | 0.00 | 132.10 | 134.38 | 50.43 |
| I.M.R.F./Soc. Sec. Fund | | ATH/ACT | 500.00 | 0.00 | 0.00 | 0.00 | 287.76 | 212.24 | 42.45 |
| I.M.R.F./Soc. Sec. Fund | | ATH/ACT | 126.33 | 126.33 | 0.00 | 0.00 | 0.00 | 126.33 | 100.00 |
| I.M.R.F./Soc. Sec. Fund | | ATH/ACT | 354.64 | 0.00 | 0.00 | 0.00 | 137.89 | 216.75 | 61.12 |
| I.M.R.F./Soc. Sec. Fund | | 50 E 1500 2130 70 300 | 0.00 | 9.66 | 0.00 | 0.00 | -82.10 | 82.10 | 0.00 |
| I.M.R.F./Soc. Sec. Fund | 50-1500-214 | INVITATIONAL WKRS (MR) | 0.00 | 0.00 | 0.00 | 0.00 | 0.00 | 0.00 | 0.00 |
| I.M.R.F./Soc. Sec. Fund | 5150021530 | ASST ATHLETIC DIR | 0.00 | 0.00 | 0.00 | 0.00 | 0.00 | 0.00 | 0.00 |
| I.M.R.F./Soc. Sec. Fund | 50-1500- | ASST ATHLETIC DIR | 0.00 | 0.00 | 0.00 | 0.00 | 0.00 | 0.00 | 0.00 |

Expenditure Report

Fiscal Year: 2022-2023
Month: April

COUNTY OF GRUNDY SCHOOL DIST 111

| Fund Description | Account | Account Description | Revised Budget | MTD Activity | Encumbrance | Pending Activity | Available Funds | Year to Date Activity | Percent of Budget Used |
|-------------------------|------------|---------------------|----------------|--------------|-------------|------------------|-----------------|-----------------------|------------------------|
| I.M.R.F./Soc. Sec. Fund | 5150021430 | ATHLETIC MEDICARE | 3,485.09 | 279.89 | 0.00 | 0.00 | 704.94 | 2,780.15 | 79.77 |
| I.M.R.F./Soc. Sec. Fund | | ATH/ACT | 963.93 | 92.52 | 0.00 | 0.00 | 173.70 | 790.23 | 81.98 |
| I.M.R.F./Soc. Sec. Fund | | ATH/ACT | 1,500.00 | 86.66 | 0.00 | 0.00 | 357.51 | 1,142.49 | 76.17 |
| I.M.R.F./Soc. Sec. Fund | | ATH/ACT | 182.45 | 15.20 | 0.00 | 0.00 | 31.06 | 151.39 | 82.98 |
| I.M.R.F./Soc. Sec. Fund | | ATH/ACT | 569.39 | 150.10 | 0.00 | 0.00 | 245.26 | 324.13 | 56.93 |
| I.M.R.F./Soc. Sec. Fund | | ATH/ACT | 189.27 | 15.76 | 0.00 | 0.00 | 38.14 | 151.13 | 79.85 |
| I.M.R.F./Soc. Sec. Fund | | ATH/ACT | 483.37 | 37.13 | 0.00 | 0.00 | 112.29 | 371.08 | 76.77 |
| I.M.R.F./Soc. Sec. Fund | | ATH/ACT | 256.36 | 21.36 | 0.00 | 0.00 | 36.76 | 219.60 | 85.66 |
| I.M.R.F./Soc. Sec. Fund | | ATH/ACT | 443.35 | 17.44 | 0.00 | 0.00 | 24.67 | 418.68 | 94.44 |
| I.M.R.F./Soc. Sec. Fund | | ATH/ACT | 345.94 | 30.98 | 0.00 | 0.00 | 34.02 | 311.92 | 90.17 |
| I.M.R.F./Soc. Sec. Fund | | ATH/ACT | 1,046.64 | 75.72 | 0.00 | 0.00 | 138.69 | 907.95 | 15186.75 |
| I.M.R.F./Soc. Sec. Fund | | ATH/ACT | 689.73 | 65.43 | 0.00 | 0.00 | 203.44 | 486.29 | 70.50 |
| I.M.R.F./Soc. Sec. Fund | | ATH/ACT | 432.12 | 28.56 | 0.00 | 0.00 | 54.61 | 377.51 | 87.36 |
| I.M.R.F./Soc. Sec. Fund | | ATH/ACT | 574.78 | 22.62 | 0.00 | 0.00 | 154.68 | 420.10 | 73.09 |
| I.M.R.F./Soc. Sec. Fund | | ATH/ACT | 184.47 | 39.94 | 0.00 | 0.00 | 52.45 | 132.02 | 71.57 |
| I.M.R.F./Soc. Sec. Fund | | ATH/ACT | 325.43 | 27.15 | 0.00 | 0.00 | 53.98 | 271.45 | 83.41 |
| I.M.R.F./Soc. Sec. Fund | | ATH/ACT | 406.56 | 37.85 | 0.00 | 0.00 | -37.85 | 444.41 | 109.31 |
| I.M.R.F./Soc. Sec. Fund | | ATH/ACT | 448.18 | 21.11 | 0.00 | 0.00 | 42.64 | 405.54 | 90.49 |
| I.M.R.F./Soc. Sec. Fund | | ATH/ACT | 514.70 | 37.14 | 0.00 | 0.00 | 68.49 | 446.21 | 86.69 |
| I.M.R.F./Soc. Sec. Fund | | ATH/ACT | 164.79 | 8.94 | 0.00 | 0.00 | 18.65 | 146.14 | 88.68 |
| I.M.R.F./Soc. Sec. Fund | | ATH/ACT | 132.67 | 11.06 | 0.00 | 0.00 | 22.71 | 109.96 | 82.88 |
| I.M.R.F./Soc. Sec. Fund | | ATH/ACT | 468.84 | 58.26 | 0.00 | 0.00 | 53.97 | 414.87 | 88.49 |
| I.M.R.F./Soc. Sec. Fund | | ATH/ACT | 452.40 | 95.06 | 0.00 | 0.00 | 112.58 | 339.82 | 75.11 |
| I.M.R.F./Soc. Sec. Fund | | ATH/ACT | 270.78 | 89.04 | 0.00 | 0.00 | 151.77 | 119.01 | 43.95 |

Expenditure Report

Fiscal Year: 2022-2023
Month: April

COUNTY OF GRUNDY SCHOOL DIST 111

| Fund Description | Account | Account Description | Revised Budget | MTD Activity | Encumbrance | Pending Activity | Available Funds | Year to Date Activity | Percent of Budget Used |
|-------------------------|------------|-----------------------|----------------|--------------|-------------|------------------|-----------------|-----------------------|------------------------|
| I.M.R.F./Soc. Sec. Fund | | ATH/ACT | 222.83 | 33.63 | 0.00 | 0.00 | 108.40 | 114.43 | 51.35 |
| I.M.R.F./Soc. Sec. Fund | | ATH/ACT | 220.59 | 18.38 | 0.00 | 0.00 | 64.35 | 156.24 | 70.83 |
| I.M.R.F./Soc. Sec. Fund | | 50 E 1500 2140 30 300 | 189.27 | 15.78 | 0.00 | 0.00 | 55.15 | 134.12 | 70.86 |
| I.M.R.F./Soc. Sec. Fund | 5150021470 | ACTIVITIES MEDICARE | 1,523.83 | 122.62 | 0.00 | 0.00 | 308.42 | 1,215.41 | 79.76 |
| I.M.R.F./Soc. Sec. Fund | | ATH/ACT | 769.69 | 101.00 | 0.00 | 0.00 | 105.78 | 663.91 | 86.26 |
| I.M.R.F./Soc. Sec. Fund | | ATH/ACT | 326.96 | 27.24 | 0.00 | 0.00 | 55.17 | 271.79 | 83.13 |
| I.M.R.F./Soc. Sec. Fund | | ATH/ACT | 435.00 | 10.80 | 0.00 | 0.00 | 211.41 | 223.59 | 51.40 |
| I.M.R.F./Soc. Sec. Fund | | ATH/ACT | 73.98 | 6.18 | 0.00 | 0.00 | 12.61 | 61.37 | 82.95 |
| I.M.R.F./Soc. Sec. Fund | | ATH/ACT | 178.81 | 14.91 | 0.00 | 0.00 | 30.24 | 148.57 | 83.09 |
| I.M.R.F./Soc. Sec. Fund | | ATH/ACT | 75.63 | 8.36 | 0.00 | 0.00 | -1.13 | 76.76 | 101.49 |
| I.M.R.F./Soc. Sec. Fund | | 50 E 1500 2140 70 300 | 0.00 | 1.02 | 0.00 | 0.00 | -8.67 | 8.67 | 152 0.00 |
| I.M.R.F./Soc. Sec. Fund | | ATH/ACT | 35.96 | 3.00 | 0.00 | 0.00 | 6.23 | 29.73 | 82.68 |
| I.M.R.F./Soc. Sec. Fund | | ATH/ACT | 304.30 | 25.38 | 0.00 | 0.00 | 52.38 | 251.92 | 82.79 |
| I.M.R.F./Soc. Sec. Fund | | ATH/ACT | 143.26 | 11.94 | 0.00 | 0.00 | 23.86 | 119.40 | 83.34 |
| I.M.R.F./Soc. Sec. Fund | | ATH/ACT | 132.33 | 11.02 | 0.00 | 0.00 | 15.65 | 116.68 | 88.17 |
| I.M.R.F./Soc. Sec. Fund | | ATH/ACT | 80.98 | 6.50 | 0.00 | 0.00 | 15.98 | 65.00 | 80.27 |
| I.M.R.F./Soc. Sec. Fund | | ATH/ACT | 269.10 | 7.22 | 0.00 | 0.00 | 193.14 | 75.96 | 28.23 |
| I.M.R.F./Soc. Sec. Fund | | ATH/ACT | 242.90 | 22.06 | 0.00 | 0.00 | 31.19 | 211.71 | 87.16 |
| I.M.R.F./Soc. Sec. Fund | | ATH/ACT | 47.95 | 0.00 | 0.00 | 0.00 | 44.16 | 3.79 | 7.90 |
| I.M.R.F./Soc. Sec. Fund | | ATH/ACT | 136.76 | 91.94 | 0.00 | 0.00 | 10.62 | 126.14 | 92.23 |
| I.M.R.F./Soc. Sec. Fund | | ATH/ACT | 33.43 | 2.80 | 0.00 | 0.00 | 5.43 | 28.00 | 83.76 |
| I.M.R.F./Soc. Sec. Fund | | ATH/ACT | 105.56 | 8.80 | 0.00 | 0.00 | 17.59 | 87.97 | 83.34 |
| I.M.R.F./Soc. Sec. Fund | | ATH/ACT | 30.39 | 0.00 | 0.00 | 0.00 | 26.57 | 3.82 | 12.57 |
| I.M.R.F./Soc. Sec. Fund | | ATH/ACT | 52.78 | 4.42 | 0.00 | 0.00 | 9.09 | 43.69 | 82.78 |

Expenditure Report

Fiscal Year: 2022-2023
Month: April

COUNTY OF GRUNDY SCHOOL DIST 111

| Fund Description | Account | Account Description | Revised Budget | MTD Activity | Encumbrance | Pending Activity | Available Funds | Year to Date Activity | Percent of Budget Used |
|-------------------------|---------|---------------------|----------------|--------------|-------------|------------------|-----------------|-----------------------|------------------------|
| I.M.R.F./Soc. Sec. Fund | | ATH/ACT | 32.01 | 2.66 | 0.00 | 0.00 | 5.41 | 26.60 | 83.10 |
| I.M.R.F./Soc. Sec. Fund | | ATH/ACT | 169.07 | 14.08 | 0.00 | 0.00 | 29.02 | 140.05 | 82.84 |
| I.M.R.F./Soc. Sec. Fund | | ATH/ACT | 77.60 | 6.48 | 0.00 | 0.00 | 12.83 | 64.77 | 83.47 |
| I.M.R.F./Soc. Sec. Fund | | ATH/ACT | 120.87 | 2.54 | 0.00 | 0.00 | 5.02 | 115.85 | 95.85 |
| I.M.R.F./Soc. Sec. Fund | | ATH/ACT | 24.62 | 2.06 | 0.00 | 0.00 | 7.11 | 17.51 | 71.12 |
| I.M.R.F./Soc. Sec. Fund | | ATH/ACT | 42.55 | 3.54 | 0.00 | 0.00 | 7.15 | 35.40 | 83.20 |
| I.M.R.F./Soc. Sec. Fund | | ATH/ACT | 41.86 | 3.48 | 0.00 | 0.00 | 7.06 | 34.80 | 83.13 |
| I.M.R.F./Soc. Sec. Fund | | ATH/ACT | 87.40 | 7.26 | 0.00 | 0.00 | 14.77 | 72.63 | 83.10 |
| I.M.R.F./Soc. Sec. Fund | | ATH/ACT | 41.86 | 3.48 | 0.00 | 0.00 | 7.06 | 34.80 | 83.13 |
| I.M.R.F./Soc. Sec. Fund | | ATH/ACT | 30.39 | 39.33 | 0.00 | 0.00 | -8.94 | 39.33 | 129.42 |
| I.M.R.F./Soc. Sec. Fund | | ATH/ACT | 57.75 | 4.82 | 0.00 | 0.00 | 9.58 | 48.17 | 15383.41 |
| I.M.R.F./Soc. Sec. Fund | | ATH/ACT | 39.51 | 1.64 | 0.00 | 0.00 | 20.62 | 18.89 | 47.81 |
| I.M.R.F./Soc. Sec. Fund | | ATH/ACT | 24.62 | 0.00 | 0.00 | 0.00 | 0.00 | 24.62 | 100.00 |
| I.M.R.F./Soc. Sec. Fund | | ATH/ACT | 27.08 | 2.26 | 0.00 | 0.00 | 4.79 | 22.29 | 82.31 |
| I.M.R.F./Soc. Sec. Fund | | ATH/ACT | 27.08 | 0.00 | 0.00 | 0.00 | 0.00 | 27.08 | 100.00 |
| I.M.R.F./Soc. Sec. Fund | | ATH/ACT | 29.55 | 2.47 | 0.00 | 0.00 | 4.88 | 24.67 | 83.49 |
| I.M.R.F./Soc. Sec. Fund | | ATH/ACT | 69.86 | 5.82 | 0.00 | 0.00 | 12.12 | 57.74 | 82.65 |
| I.M.R.F./Soc. Sec. Fund | | ATH/ACT | 123.49 | 6.82 | 0.00 | 0.00 | 35.30 | 88.19 | 71.41 |
| I.M.R.F./Soc. Sec. Fund | | ATH/ACT | 29.54 | 2.46 | 0.00 | 0.00 | 4.97 | 24.57 | 83.18 |
| I.M.R.F./Soc. Sec. Fund | | ATH/ACT | 71.86 | 71.86 | 0.00 | 0.00 | 0.00 | 71.86 | 100.00 |
| I.M.R.F./Soc. Sec. Fund | | ATH/ACT | 62.32 | 3.14 | 0.00 | 0.00 | 27.11 | 35.21 | 56.50 |
| I.M.R.F./Soc. Sec. Fund | | ATH/ACT | 30.39 | 3.04 | 0.00 | 0.00 | 0.38 | 30.01 | 98.75 |
| I.M.R.F./Soc. Sec. Fund | | ATH/ACT | 507.50 | 0.00 | 0.00 | 0.00 | -110.05 | 617.55 | 121.68 |
| I.M.R.F./Soc. Sec. Fund | | ATH/ACT | 29.55 | 29.55 | 0.00 | 0.00 | 0.00 | 29.55 | 100.00 |

Expenditure Report

Fiscal Year: 2022-2023
Month: April

COUNTY OF GRUNDY SCHOOL DIST 111

| Fund Description | Account | Account Description | Revised Budget | MTD Activity | Encumbrance | Pending Activity | Available Funds | Year to Date Activity | Percent of Budget Used |
|-------------------------|------------|----------------------|----------------|--------------|-------------|------------------|-----------------|-----------------------|------------------------|
| I.M.R.F./Soc. Sec. Fund | | ATH/ACT | 39.51 | 3.30 | 0.00 | 0.00 | 6.95 | 32.56 | 82.41 |
| I.M.R.F./Soc. Sec. Fund | | ATH/ACT | 82.94 | 0.00 | 0.00 | 0.00 | 32.24 | 50.70 | 61.13 |
| I.M.R.F./Soc. Sec. Fund | | ATH/ACT | 21.75 | 1.82 | 0.00 | 0.00 | 2.20 | 19.55 | 89.89 |
| I.M.R.F./Soc. Sec. Fund | | ATH/ACT | 100.79 | 8.40 | 0.00 | 0.00 | 10.65 | 90.14 | 89.43 |
| I.M.R.F./Soc. Sec. Fund | | ATH/ACT | 49.24 | 4.12 | 0.00 | 0.00 | 14.22 | 35.02 | 71.12 |
| I.M.R.F./Soc. Sec. Fund | | ATH/ACT | 27.08 | 2.26 | 0.00 | 0.00 | 7.87 | 19.21 | 70.94 |
| I.M.R.F./Soc. Sec. Fund | | ATH/ACT | 59.09 | 4.93 | 0.00 | 0.00 | 17.27 | 41.82 | 70.77 |
| I.M.R.F./Soc. Sec. Fund | | ATH/ACT | 27.08 | 2.26 | 0.00 | 0.00 | 7.87 | 19.21 | 70.94 |
| I.M.R.F./Soc. Sec. Fund | | ATH/ACT | 24.62 | 2.06 | 0.00 | 0.00 | 7.11 | 17.51 | 71.12 |
| I.M.R.F./Soc. Sec. Fund | | ATH/ACT | 36.47 | 3.04 | 0.00 | 0.00 | 10.62 | 25.85 | 70.88 |
| I.M.R.F./Soc. Sec. Fund | | ATH/ACT | 33.43 | 2.78 | 0.00 | 0.00 | 9.80 | 23.63 | 15470.69 |
| I.M.R.F./Soc. Sec. Fund | 50-1600- | SUMMER SCHOOL SALARY | 0.00 | 0.00 | 0.00 | 0.00 | 0.00 | 0.00 | 0.00 |
| I.M.R.F./Soc. Sec. Fund | 50-1600- | SUMMER SCHOOL SALARY | 0.00 | 0.00 | 0.00 | 0.00 | 0.00 | 0.00 | 0.00 |
| I.M.R.F./Soc. Sec. Fund | 51600214 | SUMMER SCHOOL | 0.00 | 0.00 | 0.00 | 0.00 | 0.00 | 0.00 | 0.00 |
| I.M.R.F./Soc. Sec. Fund | 50-1700- | SUMMER DR ED SALARY | 0.00 | 0.00 | 0.00 | 0.00 | 0.00 | 0.00 | 0.00 |
| I.M.R.F./Soc. Sec. Fund | 50-1700- | SUMMER DR ED SALARY | 0.00 | 0.00 | 0.00 | 0.00 | 0.00 | 0.00 | 0.00 |
| I.M.R.F./Soc. Sec. Fund | 5170021430 | SUMMER DR ED | 0.00 | 0.00 | 0.00 | 0.00 | 0.00 | 0.00 | 0.00 |
| I.M.R.F./Soc. Sec. Fund | 5170021421 | DRIVER ED MEDICARE | 6,547.78 | 512.10 | 0.00 | 0.00 | 1,460.53 | 5,087.25 | 77.69 |
| I.M.R.F./Soc. Sec. Fund | 51900212 | MINOOKA ACADEMY SECY | 0.00 | 0.00 | 0.00 | 0.00 | 0.00 | 0.00 | 0.00 |
| I.M.R.F./Soc. Sec. Fund | | MINOOKA ACADEMY SECY | 3,257.66 | 259.18 | 0.00 | 0.00 | 537.92 | 2,719.74 | 83.49 |
| I.M.R.F./Soc. Sec. Fund | 51900213 | MINOOKA ACADEMY SECY | 0.00 | 0.00 | 0.00 | 0.00 | 0.00 | 0.00 | 0.00 |
| I.M.R.F./Soc. Sec. Fund | | MINOOKA ACADEMY SECY | 2,126.05 | 157.92 | 0.00 | 0.00 | 555.85 | 1,570.20 | 73.86 |
| I.M.R.F./Soc. Sec. Fund | 51900214 | MINOOKA ACADEMY | 1,531.03 | 123.73 | 0.00 | 0.00 | 314.08 | 1,216.95 | 79.49 |
| I.M.R.F./Soc. Sec. Fund | | MINOOKA ACADEMY SECY | 497.22 | 36.94 | 0.00 | 0.00 | 129.96 | 367.26 | 73.86 |

Expenditure Report

Fiscal Year: 2022-2023
Month: April

COUNTY OF GRUNDY SCHOOL DIST 111

| Fund Description | Account | Account Description | Revised Budget | MTD Activity | Encumbrance | Pending Activity | Available Funds | Year to Date Activity | Percent of Budget Used |
|-------------------------|-------------|-----------------------|----------------|--------------|-------------|------------------|-----------------|-----------------------|------------------------|
| I.M.R.F./Soc. Sec. Fund | 50-2100- | MAIN OFFICE SECY | 0.00 | 0.00 | 0.00 | 0.00 | 0.00 | 0.00 | 0.00 |
| I.M.R.F./Soc. Sec. Fund | | MAIN OFFICE SECY | 3,517.49 | 241.83 | 0.00 | 0.00 | 640.80 | 2,876.69 | 81.78 |
| I.M.R.F./Soc. Sec. Fund | 521002121 | MINOOKA ACADEMY DIR | 0.00 | 0.00 | 0.00 | 0.00 | 0.00 | 0.00 | 0.00 |
| I.M.R.F./Soc. Sec. Fund | 50-2100- | DIR OF STUDENT SERV | 0.00 | 0.00 | 0.00 | 0.00 | 0.00 | 0.00 | 0.00 |
| I.M.R.F./Soc. Sec. Fund | 50-2100- | MAIN OFFICE SECY | 0.00 | 0.00 | 0.00 | 0.00 | 0.00 | 0.00 | 0.00 |
| I.M.R.F./Soc. Sec. Fund | | MAIN OFFICE SECY | 2,295.62 | 160.41 | 0.00 | 0.00 | 491.62 | 1,804.00 | 78.58 |
| I.M.R.F./Soc. Sec. Fund | 521002131 | MINOOKA ACADEMY DIR | 0.00 | 0.00 | 0.00 | 0.00 | 0.00 | 0.00 | 0.00 |
| I.M.R.F./Soc. Sec. Fund | 50-2100- | DIR OF STUDENT SERV | 0.00 | 0.00 | 0.00 | 0.00 | 0.00 | 0.00 | 0.00 |
| I.M.R.F./Soc. Sec. Fund | 52100214 | ASST PRIN-LEARN MED | 0.00 | 0.00 | 0.00 | 0.00 | 0.00 | 0.00 | 0.00 |
| I.M.R.F./Soc. Sec. Fund | | MAIN OFFICE SECY | 536.88 | 37.53 | 0.00 | 0.00 | 114.87 | 422.01 | 78.60 |
| I.M.R.F./Soc. Sec. Fund | 50-2100- | DIR STUDENT SERV. SA | 1,942.34 | 161.86 | 0.00 | 0.00 | 321.74 | 1,620.60 | 15583.44 |
| I.M.R.F./Soc. Sec. Fund | 52100215 | DIR OF STUD SER | 0.00 | 0.00 | 0.00 | 0.00 | 0.00 | 0.00 | 0.00 |
| I.M.R.F./Soc. Sec. Fund | 50-2110-212 | TITLE 1 SALARIES IMRF | 2,136.79 | 0.00 | 0.00 | 0.00 | 2,136.79 | 0.00 | 0.00 |
| I.M.R.F./Soc. Sec. Fund | 50-2110-213 | TITLE 1 SALARIES FICA | 1,394.54 | 0.00 | 0.00 | 0.00 | 1,394.54 | 0.00 | 0.00 |
| I.M.R.F./Soc. Sec. Fund | 50-2110-214 | TITLE 1 SALARIES | 503.78 | 24.00 | 0.00 | 0.00 | 265.03 | 238.75 | 47.39 |
| I.M.R.F./Soc. Sec. Fund | 52113214 | SOCIAL WORKER | 3,419.10 | 270.26 | 0.00 | 0.00 | 676.67 | 2,742.43 | 80.21 |
| I.M.R.F./Soc. Sec. Fund | 50-2120- | GUIDANCE SALARY (RM) | 0.00 | 0.00 | 0.00 | 0.00 | 0.00 | 0.00 | 0.00 |
| I.M.R.F./Soc. Sec. Fund | 50-2120- | GUIDANCE SALARY (FR) | 0.00 | 0.00 | 0.00 | 0.00 | 0.00 | 0.00 | 0.00 |
| I.M.R.F./Soc. Sec. Fund | | 50 E 2120 2130 00 300 | 0.00 | 0.00 | 0.00 | 0.00 | 0.00 | 0.00 | 0.00 |
| I.M.R.F./Soc. Sec. Fund | 52120214 | GUIDANCE MEDICARE | 6,919.25 | 521.42 | 0.00 | 0.00 | 1,461.48 | 5,457.77 | 78.88 |
| I.M.R.F./Soc. Sec. Fund | | ESSER MEDICARE | 1,639.51 | 53.60 | 0.00 | 0.00 | 749.26 | 890.25 | 54.30 |
| I.M.R.F./Soc. Sec. Fund | 521252120 | REGISTRAR IMRF | 4,325.59 | 405.57 | 0.00 | 0.00 | 393.85 | 3,931.74 | 90.89 |
| I.M.R.F./Soc. Sec. Fund | 521252121 | STDNT CENTER IMRF | 4,396.52 | 345.16 | 0.00 | 0.00 | 1,184.74 | 3,211.78 | 73.05 |
| I.M.R.F./Soc. Sec. Fund | 521252122 | ASST REGISTRAR IMRF | 3,182.60 | 262.48 | 0.00 | 0.00 | 414.41 | 2,768.19 | 86.98 |

Expenditure Report

Fiscal Year: 2022-2023
Month: April

COUNTY OF GRUNDY SCHOOL DIST 111

| Fund Description | Account | Account Description | Revised Budget | MTD Activity | Encumbrance | Pending Activity | Available Funds | Year to Date Activity | Percent of Budget Used |
|-------------------------|-------------|--------------------------|----------------|--------------|-------------|------------------|-----------------|-----------------------|------------------------|
| I.M.R.F./Soc. Sec. Fund | 52125213 | REGISTRAR FICA | 2,823.02 | 249.76 | 0.00 | 0.00 | 553.06 | 2,269.96 | 80.41 |
| I.M.R.F./Soc. Sec. Fund | 521252131 | STDNT CENTER FICA | 2,869.31 | 227.26 | 0.00 | 0.00 | 848.27 | 2,021.04 | 70.44 |
| I.M.R.F./Soc. Sec. Fund | 521252132 | ASST REGISTRAR FICA | 2,084.58 | 167.46 | 0.00 | 0.00 | 362.45 | 1,722.13 | 82.61 |
| I.M.R.F./Soc. Sec. Fund | 52125214 | REGISTRAR MEDICARE | 660.22 | 58.41 | 0.00 | 0.00 | 129.32 | 530.90 | 80.41 |
| I.M.R.F./Soc. Sec. Fund | | ACAD RESOURCE CTR | 671.05 | 53.14 | 0.00 | 0.00 | 198.45 | 472.60 | 70.43 |
| I.M.R.F./Soc. Sec. Fund | | ASST REGISTRAR | 485.76 | 39.16 | 0.00 | 0.00 | 83.00 | 402.76 | 82.91 |
| I.M.R.F./Soc. Sec. Fund | 52134212 | NURSE IMRF | 4,400.75 | 370.14 | 0.00 | 0.00 | 149.22 | 4,251.53 | 96.61 |
| I.M.R.F./Soc. Sec. Fund | 521342122 | NURSE IMRF S.C. | 9,635.29 | 523.98 | 0.00 | 0.00 | 4,173.68 | 5,461.61 | 56.68 |
| I.M.R.F./Soc. Sec. Fund | 52134213 | NURSE FICA | 2,872.09 | 253.02 | 0.00 | 0.00 | 126.06 | 2,746.03 | 95.61 |
| I.M.R.F./Soc. Sec. Fund | 521342132 | NURSE FICA S.C. | 6,288.29 | 358.18 | 0.00 | 0.00 | 2,747.79 | 3,540.50 | 56.30 |
| I.M.R.F./Soc. Sec. Fund | 50-2134- | NURSE SALARY (MR) | 671.70 | 59.18 | 0.00 | 0.00 | 29.43 | 642.27 | 15695.62 |
| I.M.R.F./Soc. Sec. Fund | 50-2134- | NURSE SALARY S.C. (MR) | 1,470.65 | 83.76 | 0.00 | 0.00 | 642.70 | 827.95 | 56.30 |
| I.M.R.F./Soc. Sec. Fund | 50-2140-214 | PSYCHOLOGIST SALARY | 2,343.58 | 185.12 | 0.00 | 0.00 | 440.72 | 1,902.86 | 81.19 |
| I.M.R.F./Soc. Sec. Fund | 50-2190- | CSBO SALARY IMRF | 4,061.95 | 474.72 | 0.00 | 0.00 | 1,210.87 | 2,851.08 | 70.19 |
| I.M.R.F./Soc. Sec. Fund | 50-2190- | CSBO SALARY FICA | 3,121.70 | 309.44 | 0.00 | 0.00 | 645.39 | 2,476.31 | 79.33 |
| I.M.R.F./Soc. Sec. Fund | 52190214 | BUSINESS MGR MEDICARE | 869.81 | 72.38 | 0.00 | 0.00 | 155.17 | 714.64 | 82.16 |
| I.M.R.F./Soc. Sec. Fund | 50-2210- | PROF. DEVELOPMENT | 0.00 | 0.00 | 0.00 | 0.00 | 0.00 | 0.00 | 0.00 |
| I.M.R.F./Soc. Sec. Fund | 50-2210- | DIR C/I SEC. SALARY IMRF | 3,658.32 | 253.66 | 0.00 | 0.00 | 927.40 | 2,730.92 | 74.65 |
| I.M.R.F./Soc. Sec. Fund | 50-2210- | PROF. DEVELOPMENT | 0.00 | 0.00 | 0.00 | 0.00 | 0.00 | 0.00 | 0.00 |
| I.M.R.F./Soc. Sec. Fund | 50-2210- | DIR C/I SEC. SALARY (FR) | 2,153.23 | 127.94 | 0.00 | 0.00 | 687.75 | 1,465.48 | 68.06 |
| I.M.R.F./Soc. Sec. Fund | | TITLE II MEDICARE | 65.00 | 0.00 | 0.00 | 0.00 | 65.00 | 0.00 | 0.00 |
| I.M.R.F./Soc. Sec. Fund | 50-2210- | DIRECTOR C/I SALARY | 1,969.75 | 152.00 | 0.00 | 0.00 | 606.68 | 1,363.07 | 69.20 |
| I.M.R.F./Soc. Sec. Fund | | TITLE II MEDICARE | 150.00 | 0.00 | 0.00 | 0.00 | 150.00 | 0.00 | 0.00 |
| I.M.R.F./Soc. Sec. Fund | | DIRECTOR C/I SEC | 503.58 | 29.92 | 0.00 | 0.00 | 160.86 | 342.72 | 68.06 |

Expenditure Report

Fiscal Year: 2022-2023
Month: April

COUNTY OF GRUNDY SCHOOL DIST 111

| Fund Description | Account | Account Description | Revised Budget | MTD Activity | Encumbrance | Pending Activity | Available Funds | Year to Date Activity | Percent of Budget Used |
|-------------------------|-------------|------------------------|----------------|--------------|-------------|------------------|-----------------|-----------------------|------------------------|
| I.M.R.F./Soc. Sec. Fund | 52212214 | CURR DEVLOP/LEARN OBJ | 0.00 | 0.00 | 0.00 | 0.00 | 0.00 | 0.00 | 0.00 |
| I.M.R.F./Soc. Sec. Fund | 52213212 | STAFF DEVELOPMENT | 0.00 | 0.00 | 0.00 | 0.00 | 0.00 | 0.00 | 0.00 |
| I.M.R.F./Soc. Sec. Fund | 52213213 | STAFF DEVELOPMENT | 0.00 | 0.00 | 0.00 | 0.00 | 0.00 | 0.00 | 0.00 |
| I.M.R.F./Soc. Sec. Fund | 52213214 | TYPE 75 MEDICARE | 0.00 | 0.00 | 0.00 | 0.00 | 0.00 | 0.00 | 0.00 |
| I.M.R.F./Soc. Sec. Fund | 52222212 | LIBRARY IMRF | 5,117.57 | 407.16 | 0.00 | 0.00 | 840.58 | 4,276.99 | 83.57 |
| I.M.R.F./Soc. Sec. Fund | 522222122 | LIBRARY IMRF S.C. | 2,628.38 | 209.12 | 0.00 | 0.00 | 420.92 | 2,207.46 | 83.99 |
| I.M.R.F./Soc. Sec. Fund | 52222213 | LIBRARY FICA | 3,339.89 | 278.32 | 0.00 | 0.00 | 568.05 | 2,771.84 | 82.99 |
| I.M.R.F./Soc. Sec. Fund | 522222132 | LIB ASST FICA S.C. | 1,715.37 | 131.78 | 0.00 | 0.00 | 396.67 | 1,318.70 | 76.88 |
| I.M.R.F./Soc. Sec. Fund | 52222214 | LIBRARY MEDICARE | 767.80 | 65.08 | 0.00 | 0.00 | 119.64 | 648.16 | 84.42 |
| I.M.R.F./Soc. Sec. Fund | | LIB ASST FICA | 781.10 | 62.54 | 0.00 | 0.00 | 141.60 | 639.50 | 81.87 |
| I.M.R.F./Soc. Sec. Fund | 522222142 | LIB ASST MEDICARE S.C. | 401.17 | 30.82 | 0.00 | 0.00 | 92.77 | 308.40 | 15776.88 |
| I.M.R.F./Soc. Sec. Fund | 52225212 | TECH IMRF | 9,180.11 | 730.38 | 0.00 | 0.00 | 1,454.71 | 7,725.40 | 84.15 |
| I.M.R.F./Soc. Sec. Fund | | NTSPEC IMRF | 12,144.95 | 564.85 | 0.00 | 0.00 | 5,507.42 | 6,637.53 | 54.65 |
| I.M.R.F./Soc. Sec. Fund | 522252122 | TECH IMRF S.C. | 6,522.35 | 500.40 | 0.00 | 0.00 | 1,388.84 | 5,133.51 | 78.71 |
| I.M.R.F./Soc. Sec. Fund | 52225213 | TECH FICA | 6,617.49 | 478.00 | 0.00 | 0.00 | 1,194.25 | 5,423.24 | 81.95 |
| I.M.R.F./Soc. Sec. Fund | | NTSPEC FICA | 7,926.18 | 367.95 | 0.00 | 0.00 | 3,791.54 | 4,134.64 | 52.16 |
| I.M.R.F./Soc. Sec. Fund | 522252132 | TECH ASST FICA S.C. | 6,289.45 | 333.37 | 0.00 | 0.00 | 2,981.85 | 3,307.60 | 52.59 |
| I.M.R.F./Soc. Sec. Fund | 52225214 | TECH/CYBRARY AIDE | 1,547.67 | 111.78 | 0.00 | 0.00 | 279.42 | 1,268.25 | 81.95 |
| I.M.R.F./Soc. Sec. Fund | | TECH ASST MEDICARE | 1,027.75 | 86.05 | 0.00 | 0.00 | 60.79 | 966.96 | 94.09 |
| I.M.R.F./Soc. Sec. Fund | 50-2225- | TECH ASST SALARY S.C. | 959.97 | 77.98 | 0.00 | 0.00 | 186.35 | 773.62 | 80.59 |
| I.M.R.F./Soc. Sec. Fund | 50-2300-212 | TEST PROCTOR IMRF | 0.00 | 0.00 | 0.00 | 0.00 | 0.00 | 0.00 | 0.00 |
| I.M.R.F./Soc. Sec. Fund | 50-2300-213 | TEST PROCTOR FICA | 0.00 | 0.00 | 0.00 | 0.00 | 0.00 | 0.00 | 0.00 |
| I.M.R.F./Soc. Sec. Fund | 50-2300-214 | TEST PROCTOR | 0.00 | 0.00 | 0.00 | 0.00 | 0.00 | 0.00 | 0.00 |
| I.M.R.F./Soc. Sec. Fund | 52310213 | BOARD OF ED FICA | 0.00 | 0.00 | 0.00 | 0.00 | 0.00 | 0.00 | 0.00 |

Expenditure Report

Fiscal Year: 2022-2023
Month: April

COUNTY OF GRUNDY SCHOOL DIST 111

| Fund Description | Account | Account Description | Revised Budget | MTD Activity | Encumbrance | Pending Activity | Available Funds | Year to Date Activity | Percent of Budget Used |
|-------------------------|----------|----------------------|----------------|--------------|-------------|------------------|-----------------|-----------------------|------------------------|
| I.M.R.F./Soc. Sec. Fund | 52310214 | BOARD OF ED MEDICARE | 0.00 | 0.00 | 0.00 | 0.00 | 0.00 | 0.00 | 0.00 |
| I.M.R.F./Soc. Sec. Fund | 52312212 | BOARD SECY IMRF | 0.00 | 0.00 | 0.00 | 0.00 | 0.00 | 0.00 | 0.00 |
| I.M.R.F./Soc. Sec. Fund | 52312213 | BOARD SECY FICA | 0.00 | 0.00 | 0.00 | 0.00 | 0.00 | 0.00 | 0.00 |
| I.M.R.F./Soc. Sec. Fund | 52313214 | PERFORMANCE | 0.00 | 0.00 | 0.00 | 0.00 | 0.00 | 0.00 | 0.00 |
| I.M.R.F./Soc. Sec. Fund | 52321212 | SUPT SECY IMRF | 5,162.06 | 410.70 | 0.00 | 0.00 | 734.80 | 4,427.26 | 85.77 |
| I.M.R.F./Soc. Sec. Fund | 52321213 | SUPT SECY FICA | 3,368.93 | 236.12 | 0.00 | 0.00 | 932.02 | 2,436.91 | 72.33 |
| I.M.R.F./Soc. Sec. Fund | 52321214 | SUPT SECY MEDICARE | 787.89 | 55.22 | 0.00 | 0.00 | 218.00 | 569.89 | 72.33 |
| I.M.R.F./Soc. Sec. Fund | | SUPT MEDICARE | 2,726.00 | 221.36 | 0.00 | 0.00 | 527.19 | 2,198.81 | 80.66 |
| I.M.R.F./Soc. Sec. Fund | 52367212 | CAMPUS MONITOR IMRF | 0.00 | 0.00 | 0.00 | 0.00 | 0.00 | 0.00 | 0.00 |
| I.M.R.F./Soc. Sec. Fund | | NURSE IMRF | 0.00 | 0.00 | 0.00 | 0.00 | 0.00 | 0.00 | 0.00 |
| I.M.R.F./Soc. Sec. Fund | | DEANS SECY IMRF | 0.00 | 0.00 | 0.00 | 0.00 | 0.00 | 0.00 | 158 0.00 |
| I.M.R.F./Soc. Sec. Fund | 52367213 | CAMPUS MONITOR FICA | 0.00 | 0.00 | 0.00 | 0.00 | 0.00 | 0.00 | 0.00 |
| I.M.R.F./Soc. Sec. Fund | | NURSE FICE | 0.00 | 0.00 | 0.00 | 0.00 | 0.00 | 0.00 | 0.00 |
| I.M.R.F./Soc. Sec. Fund | | DEANS SECY FICA | 0.00 | 0.00 | 0.00 | 0.00 | 0.00 | 0.00 | 0.00 |
| I.M.R.F./Soc. Sec. Fund | 52367214 | CAMPUS MONITOR | 0.00 | 0.00 | 0.00 | 0.00 | 0.00 | 0.00 | 0.00 |
| I.M.R.F./Soc. Sec. Fund | | NURSE MEDICARE | 0.00 | 0.00 | 0.00 | 0.00 | 0.00 | 0.00 | 0.00 |
| I.M.R.F./Soc. Sec. Fund | | DEANS SECY MEDICARE | 0.00 | 0.00 | 0.00 | 0.00 | 0.00 | 0.00 | 0.00 |
| I.M.R.F./Soc. Sec. Fund | 52410212 | PRINCIPAL SECY IMRF | 3,992.14 | 324.96 | 0.00 | 0.00 | 585.55 | 3,406.59 | 85.33 |
| I.M.R.F./Soc. Sec. Fund | | AP SECY IMRF | 5,566.31 | 442.86 | 0.00 | 0.00 | 854.28 | 4,712.03 | 84.65 |
| I.M.R.F./Soc. Sec. Fund | 52140213 | PRINCIPAL SECY FICA | 2,605.40 | 212.81 | 0.00 | 0.00 | 491.32 | 2,114.08 | 81.14 |
| I.M.R.F./Soc. Sec. Fund | | AP SECY FICA | 3,632.75 | 299.74 | 0.00 | 0.00 | 619.41 | 3,013.34 | 82.95 |
| I.M.R.F./Soc. Sec. Fund | 52410214 | PRINCIPAL SECY | 609.33 | 49.77 | 0.00 | 0.00 | 114.90 | 494.43 | 81.14 |
| I.M.R.F./Soc. Sec. Fund | | PRINCIPAL MEDICARE | 2,102.50 | 165.84 | 0.00 | 0.00 | 437.93 | 1,664.57 | 79.17 |
| I.M.R.F./Soc. Sec. Fund | | AP SECY MEDICARE | 849.59 | 70.10 | 0.00 | 0.00 | 144.87 | 704.72 | 82.95 |

Expenditure Report

Fiscal Year: 2022-2023
Month: April

COUNTY OF GRUNDY SCHOOL DIST 111

| Fund Description | Account | Account Description | Revised Budget | MTD Activity | Encumbrance | Pending Activity | Available Funds | Year to Date Activity | Percent of Budget Used |
|-------------------------|-----------|-------------------------|----------------|--------------|-------------|------------------|-----------------|-----------------------|------------------------|
| I.M.R.F./Soc. Sec. Fund | | ASST PRINCIPAL | 1,863.11 | 146.56 | 0.00 | 0.00 | 395.50 | 1,467.61 | 78.77 |
| I.M.R.F./Soc. Sec. Fund | | DEANS MEDICARE | 4,885.35 | 360.14 | 0.00 | 0.00 | 1,238.35 | 3,647.00 | 74.65 |
| I.M.R.F./Soc. Sec. Fund | 524102142 | PRINCIPAL MEDICARE S.C. | 1,571.22 | 130.94 | 0.00 | 0.00 | 260.93 | 1,310.29 | 83.39 |
| I.M.R.F./Soc. Sec. Fund | 52490212 | DEANS SECY IMRF | 5,837.59 | 447.67 | 0.00 | 0.00 | 918.42 | 4,919.17 | 84.27 |
| I.M.R.F./Soc. Sec. Fund | 52490213 | DEANS SECY FICA | 3,809.79 | 280.38 | 0.00 | 0.00 | 945.95 | 2,863.84 | 75.17 |
| I.M.R.F./Soc. Sec. Fund | 52490214 | DEANS OFFICE MEDICARE | 891.00 | 65.58 | 0.00 | 0.00 | 221.25 | 669.75 | 75.17 |
| I.M.R.F./Soc. Sec. Fund | 50-2510- | CSBO SALARY IMRF | 8,123.90 | 949.58 | 0.00 | 0.00 | 2,420.87 | 5,703.03 | 70.20 |
| I.M.R.F./Soc. Sec. Fund | 50-2510- | CSBO SALARY FICA | 6,243.40 | 618.96 | 0.00 | 0.00 | 1,290.11 | 4,953.29 | 79.34 |
| I.M.R.F./Soc. Sec. Fund | 52510214 | CSBO MEDICARE | 1,739.62 | 144.74 | 0.00 | 0.00 | 310.46 | 1,429.16 | 82.15 |
| I.M.R.F./Soc. Sec. Fund | 52525212 | BOOKKEEPER IMRF | 18,862.45 | 1,506.52 | 0.00 | 0.00 | 4,064.03 | 14,798.42 | 78.45 |
| I.M.R.F./Soc. Sec. Fund | 52525213 | BOOKKEEPER FICA | 12,310.23 | 997.91 | 0.00 | 0.00 | 2,948.69 | 9,361.54 | 15976.05 |
| I.M.R.F./Soc. Sec. Fund | | BOOKKEEPER MEDICARE | 2,879.01 | 359.03 | 0.00 | 0.00 | -567.44 | 3,446.45 | 119.71 |
| I.M.R.F./Soc. Sec. Fund | 52540212 | CUSTODIAN IMRF | 1,527.91 | 35.70 | 0.00 | 0.00 | 564.49 | 963.42 | 63.05 |
| I.M.R.F./Soc. Sec. Fund | | CUSTODIAN IMRF | 66,703.12 | 4,467.40 | 0.00 | 0.00 | 17,691.73 | 49,011.39 | 73.48 |
| I.M.R.F./Soc. Sec. Fund | 525402122 | CUSTODIAN IMRF S.C. | 0.00 | 0.00 | 0.00 | 0.00 | 0.00 | 0.00 | 0.00 |
| I.M.R.F./Soc. Sec. Fund | 52540213 | CUSTODIAN FICA | 1,034.33 | 24.39 | 0.00 | 0.00 | 75.04 | 959.29 | 92.75 |
| I.M.R.F./Soc. Sec. Fund | | CUSTODIAN FICA | 43,532.57 | 2,957.58 | 0.00 | 0.00 | 12,142.88 | 31,389.69 | 72.11 |
| I.M.R.F./Soc. Sec. Fund | 525402132 | CUSTODIAN FICA S.C. | 0.00 | 0.00 | 0.00 | 0.00 | 0.00 | 0.00 | 0.00 |
| I.M.R.F./Soc. Sec. Fund | 50-2540- | CUSTODIANS SALARY | 220.38 | 5.70 | 0.00 | 0.00 | 72.08 | 148.30 | 67.29 |
| I.M.R.F./Soc. Sec. Fund | | CUSTODIANS MEDICARE | 10,181.00 | 691.71 | 0.00 | 0.00 | 2,839.69 | 7,341.31 | 72.11 |
| I.M.R.F./Soc. Sec. Fund | | CUSTODIAN MEDICARE | 0.00 | 0.00 | 0.00 | 0.00 | 0.00 | 0.00 | 0.00 |
| I.M.R.F./Soc. Sec. Fund | 52541212 | SUMMER CUSTODIAN | 0.00 | 0.00 | 0.00 | 0.00 | 0.00 | 0.00 | 0.00 |
| I.M.R.F./Soc. Sec. Fund | 52541213 | SUMMER CUSTODIAN FICA | 930.00 | 0.00 | 0.00 | 0.00 | 359.54 | 570.46 | 61.34 |
| I.M.R.F./Soc. Sec. Fund | | SUMMER CUSTODIAN | 217.50 | 0.00 | 0.00 | 0.00 | 84.09 | 133.41 | 61.34 |

Expenditure Report

Fiscal Year: 2022-2023
Month: April

COUNTY OF GRUNDY SCHOOL DIST 111

| Fund Description | Account | Account Description | Revised Budget | MTD Activity | Encumbrance | Pending Activity | Available Funds | Year to Date Activity | Percent of Budget Used |
|-------------------------|----------|-----------------------|----------------|--------------|-------------|------------------|-----------------|-----------------------|------------------------|
| I.M.R.F./Soc. Sec. Fund | 52550212 | TRANS SECY IMRF | 6,805.34 | 576.82 | 0.00 | 0.00 | -514.51 | 7,319.85 | 107.56 |
| I.M.R.F./Soc. Sec. Fund | | BUS DRIVER IMRF | 3,284.69 | 413.32 | 0.00 | 0.00 | -609.43 | 3,894.12 | 118.55 |
| I.M.R.F./Soc. Sec. Fund | | BUS DRIVER OOD ROUTE | 55,567.93 | 3,731.06 | 0.00 | 0.00 | 11,503.80 | 44,064.13 | 79.30 |
| I.M.R.F./Soc. Sec. Fund | | BUS DRIVER REG ROUTE | 57,623.51 | 3,816.32 | 0.00 | 0.00 | 17,468.02 | 40,155.49 | 69.69 |
| I.M.R.F./Soc. Sec. Fund | | BOOKKEEPER IMRF | 699.80 | 52.50 | 0.00 | 0.00 | 146.00 | 553.80 | 79.14 |
| I.M.R.F./Soc. Sec. Fund | | BUS AID OOD IMRF | 7,881.14 | 545.88 | 0.00 | 0.00 | 2,394.35 | 5,486.79 | 69.62 |
| I.M.R.F./Soc. Sec. Fund | | 50 E 2550 2120 00 300 | 0.00 | 0.00 | 0.00 | 0.00 | -40.55 | 40.55 | 0.00 |
| I.M.R.F./Soc. Sec. Fund | | FULL TIME DRIVER IMRF | 7,609.01 | 608.83 | 0.00 | 0.00 | 1,230.41 | 6,378.60 | 83.83 |
| I.M.R.F./Soc. Sec. Fund | 52550213 | TRANS SECY FICA | 4,441.38 | 394.88 | 0.00 | 0.00 | -447.01 | 4,888.39 | 110.06 |
| I.M.R.F./Soc. Sec. Fund | | BUS DRIVER FICA | 2,112.99 | 336.10 | 0.00 | 0.00 | -613.28 | 2,726.27 | 129.02 |
| I.M.R.F./Soc. Sec. Fund | | BUS DRIVER OOD ROUTE | 35,137.86 | 2,606.74 | 0.00 | 0.00 | 6,918.71 | 28,219.15 | 16080.31 |
| I.M.R.F./Soc. Sec. Fund | | BUS DRIVER REG ROUTE | 37,606.92 | 2,769.57 | 0.00 | 0.00 | 9,479.74 | 28,127.18 | 74.79 |
| I.M.R.F./Soc. Sec. Fund | | BOOKKEEPER FICA | 403.83 | 33.38 | 0.00 | 0.00 | 69.43 | 334.40 | 82.81 |
| I.M.R.F./Soc. Sec. Fund | | BUS AID OOD FICA | 5,143.48 | 458.64 | 0.00 | 0.00 | 305.79 | 4,837.69 | 94.05 |
| I.M.R.F./Soc. Sec. Fund | | 50 E 2550 2130 00 300 | 0.00 | 7.63 | 0.00 | 0.00 | -98.06 | 98.06 | 0.00 |
| I.M.R.F./Soc. Sec. Fund | | FULL TIME DRIVER FICA | 4,650.00 | 407.07 | 0.00 | 0.00 | 589.63 | 4,060.37 | 87.32 |
| I.M.R.F./Soc. Sec. Fund | | TRANS SECY MEDICARE | 1,038.71 | 92.35 | 0.00 | 0.00 | -76.34 | 1,115.05 | 107.35 |
| I.M.R.F./Soc. Sec. Fund | | BUS DRIVER MEDICARE | 494.21 | 78.66 | 0.00 | 0.00 | -143.55 | 637.76 | 129.05 |
| I.M.R.F./Soc. Sec. Fund | | BUS DRIVER OOD ROUTE | 8,217.54 | 609.60 | 0.00 | 0.00 | 1,618.22 | 6,599.32 | 80.31 |
| I.M.R.F./Soc. Sec. Fund | | BUS DRIVER REG ROUTE | 8,795.17 | 647.63 | 0.00 | 0.00 | 2,217.07 | 6,578.10 | 74.79 |
| I.M.R.F./Soc. Sec. Fund | | BOOKKEEPER MEDICARE | 94.50 | 7.80 | 0.00 | 0.00 | 16.38 | 78.12 | 82.67 |
| I.M.R.F./Soc. Sec. Fund | | BUS AID OOD MEDICARE | 1,202.91 | 107.26 | 0.00 | 0.00 | 71.48 | 1,131.43 | 94.06 |
| I.M.R.F./Soc. Sec. Fund | | 50 E 2550 2140 00 300 | 0.00 | 1.79 | 0.00 | 0.00 | -22.95 | 22.95 | 0.00 |
| I.M.R.F./Soc. Sec. Fund | | FULL TIME DRIVER | 1,087.50 | 95.21 | 0.00 | 0.00 | 137.92 | 949.58 | 87.32 |

Expenditure Report

Fiscal Year: 2022-2023
Month: April

COUNTY OF GRUNDY SCHOOL DIST 111

| Fund Description | Account | Account Description | Revised Budget | MTD Activity | Encumbrance | Pending Activity | Available Funds | Year to Date Activity | Percent of Budget Used |
|-------------------------|-------------|-----------------------|---------------------|------------------|-------------|------------------|-------------------|-----------------------|------------------------|
| I.M.R.F./Soc. Sec. Fund | 52554212 | BUS MECHANIC IMRF | 9,521.82 | 757.73 | 0.00 | 0.00 | 3,313.92 | 6,207.90 | 65.20 |
| I.M.R.F./Soc. Sec. Fund | | TRANS DIRECTORS IMRF | 3,791.73 | 601.00 | 0.00 | 0.00 | 21.31 | 3,770.42 | 99.44 |
| I.M.R.F./Soc. Sec. Fund | 52554213 | BUS MECHANIC FICA | 6,214.24 | 459.48 | 0.00 | 0.00 | 2,452.19 | 3,762.05 | 60.54 |
| I.M.R.F./Soc. Sec. Fund | | TRANS DIRECTORS FICA | 2,464.62 | 401.52 | 0.00 | 0.00 | 693.49 | 1,771.13 | 71.86 |
| I.M.R.F./Soc. Sec. Fund | | BUS MECHANIC MEDICARE | 1,453.33 | 107.46 | 0.00 | 0.00 | 601.04 | 852.29 | 58.64 |
| I.M.R.F./Soc. Sec. Fund | | TRANS DIRECTORS | 576.49 | 93.90 | 0.00 | 0.00 | -87.72 | 664.21 | 115.22 |
| I.M.R.F./Soc. Sec. Fund | 52632212 | DEAN SEC IMRF | 2,580.73 | 205.34 | 0.00 | 0.00 | 363.72 | 2,217.01 | 85.91 |
| I.M.R.F./Soc. Sec. Fund | 52632213 | DEAN SECY FICA | 1,684.27 | 123.52 | 0.00 | 0.00 | 417.23 | 1,267.04 | 75.23 |
| I.M.R.F./Soc. Sec. Fund | 52632214 | DEAN SECY MEDICARE | 393.90 | 28.90 | 0.00 | 0.00 | 97.42 | 296.48 | 75.27 |
| I.M.R.F./Soc. Sec. Fund | 52633212 | PUBLIC INFO IMRF | 7,096.50 | 615.94 | 0.00 | 0.00 | 1,271.24 | 5,825.26 | 82.09 |
| I.M.R.F./Soc. Sec. Fund | 52633213 | PUBLIC INFO FICA | 4,631.40 | 421.04 | 0.00 | 0.00 | 841.02 | 3,790.38 | 16181.84 |
| I.M.R.F./Soc. Sec. Fund | | PUBLIC INFO MEDICARE | 1,083.15 | 98.46 | 0.00 | 0.00 | 196.77 | 886.38 | 81.83 |
| I.M.R.F./Soc. Sec. Fund | 53200212 | WELLNESS CENTER IMRF | 0.00 | 0.00 | 0.00 | 0.00 | 0.00 | 0.00 | 0.00 |
| I.M.R.F./Soc. Sec. Fund | 53200213 | WELLNESS CENTER | 0.00 | 0.00 | 0.00 | 0.00 | 0.00 | 0.00 | 0.00 |
| I.M.R.F./Soc. Sec. Fund | 532002131 | WELLNESS CENTER | 0.00 | 0.00 | 0.00 | 0.00 | 0.00 | 0.00 | 0.00 |
| I.M.R.F./Soc. Sec. Fund | 53200214 | WELLNESS CENTER | 0.00 | 0.00 | 0.00 | 0.00 | 0.00 | 0.00 | 0.00 |
| I.M.R.F./Soc. Sec. Fund | 50-4100- | TITLE I SALARY (RM) | 0.00 | 0.00 | 0.00 | 0.00 | 0.00 | 0.00 | 0.00 |
| I.M.R.F./Soc. Sec. Fund | 50-4100- | TITLE I SALARY (FR) | 0.00 | 0.00 | 0.00 | 0.00 | 0.00 | 0.00 | 0.00 |
| I.M.R.F./Soc. Sec. Fund | 54120214 | SPEC ED HB MEDICARE | 0.00 | 0.00 | 0.00 | 0.00 | 0.00 | 0.00 | 0.00 |
| I.M.R.F./Soc. Sec. Fund | 50-481-212- | IMRF (RM) | 0.00 | 0.00 | 0.00 | 0.00 | 0.00 | 0.00 | 0.00 |
| I.M.R.F./Soc. Sec. Fund | 50-481-212- | IMRF (RM) | 0.00 | 0.00 | 0.00 | 0.00 | 0.00 | 0.00 | 0.00 |
| I.M.R.F./Soc. Sec. Fund | 50-481-213- | IMRF (FR) | 0.00 | 0.00 | 0.00 | 0.00 | 0.00 | 0.00 | 0.00 |
| I.M.R.F./Soc. Sec. Fund | 50-481-213- | IMRF (FR) | 0.00 | 0.00 | 0.00 | 0.00 | 0.00 | 0.00 | 0.00 |
| 50 - ----- | | | 1,031,036.63 | 78,036.57 | 0.00 | 0.00 | 251,293.58 | 779,743.05 | |

Expenditure Report

Fiscal Year: 2022-2023
Month: April

COUNTY OF GRUNDY SCHOOL DIST 111

| Fund Description | Account | Account Description | Revised Budget | MTD Activity | Encumbrance | Pending Activity | Available Funds | Year to Date Activity | Percent of Budget Used |
|--------------------------|----------|-------------------------|---------------------|------------------|-------------|------------------|-------------------|-----------------------|------------------------|
| 5- - - - - | | | 1,031,036.63 | 78,036.57 | 0.00 | 0.00 | 251,293.58 | 779,743.05 | |
| Capital Projects Fund or | 62530500 | FAC ACQ & CONSTR SERV | 0.00 | 0.00 | 0.00 | 0.00 | 0.00 | 0.00 | 0.00 |
| Capital Projects Fund or | 62530501 | FAC ACQ & CONSTR SERV | 0.00 | 0.00 | 0.00 | 0.00 | 0.00 | 0.00 | 0.00 |
| Capital Projects Fund or | 62532390 | REIMB EXPENSES | 0.00 | 0.00 | 0.00 | 0.00 | 0.00 | 0.00 | 0.00 |
| Capital Projects Fund or | 62532520 | BULDING PURCHASE LAND | 0.00 | 0.00 | 0.00 | 0.00 | 0.00 | 0.00 | 0.00 |
| Capital Projects Fund or | 62532530 | SIGNALIZATION | 0.00 | 0.00 | 0.00 | 0.00 | 0.00 | 0.00 | 0.00 |
| Capital Projects Fund or | 62533316 | A & E FEES | 75,000.00 | 0.00 | 0.00 | 0.00 | 70,594.75 | 4,405.25 | 5.87 |
| Capital Projects Fund or | 62533314 | TCC CONST FEES | 0.00 | 0.00 | 0.00 | 0.00 | 0.00 | 0.00 | 0.00 |
| Capital Projects Fund or | 62533310 | A & E FEES/PROJECT 2279 | 0.00 | 0.00 | 0.00 | 0.00 | 0.00 | 0.00 | 0.00 |
| Capital Projects Fund or | 62533311 | A & E FEES/PROJECT 2299 | 0.00 | 0.00 | 0.00 | 0.00 | 0.00 | 0.00 | 0.00 |
| Capital Projects Fund or | 62533312 | A & E FEES/PROJECT 2386 | 0.00 | 0.00 | 0.00 | 0.00 | 0.00 | 0.00 | 162 0.00 |
| Capital Projects Fund or | 62533313 | A & E FEES/PROJECT 6003 | 0.00 | 0.00 | 0.00 | 0.00 | 0.00 | 0.00 | 0.00 |
| Capital Projects Fund or | 62533315 | A & E FEES/2009 | 0.00 | 0.00 | 0.00 | 0.00 | 0.00 | 0.00 | 0.00 |
| Capital Projects Fund or | 62533320 | A & E FEES/PROJECT | 0.00 | 0.00 | 0.00 | 0.00 | 0.00 | 0.00 | 0.00 |
| Capital Projects Fund or | 62533318 | LEGAL SERVICES | 0.00 | 0.00 | 0.00 | 0.00 | 0.00 | 0.00 | 0.00 |
| Capital Projects Fund or | 62533319 | PROF TECH SERV | 0.00 | 0.00 | 0.00 | 0.00 | 0.00 | 0.00 | 0.00 |
| Capital Projects Fund or | 62533390 | OTHER PUR SERV-STRC | 0.00 | 0.00 | 0.00 | 0.00 | 0.00 | 0.00 | 0.00 |
| Capital Projects Fund or | 62533391 | OTHER PUR SERV-STRC | 0.00 | 0.00 | 0.00 | 0.00 | 0.00 | 0.00 | 0.00 |
| Capital Projects Fund or | 62535315 | BLDRS RISK COVERAGE | 0.00 | 0.00 | 0.00 | 0.00 | 0.00 | 0.00 | 0.00 |
| Capital Projects Fund or | 62535325 | CAPITAL IMPROVEMENT | 2,000,000.00 | 0.00 | 893,151.90 | 0.00 | -1,032,057.88 | 2,138,905.98 | 106.95 |
| Capital Projects Fund or | 62535323 | BLEACHER REPAIR & | 0.00 | 0.00 | 0.00 | 0.00 | 0.00 | 0.00 | 0.00 |
| Capital Projects Fund or | 62535324 | CENTRAL PAC | 0.00 | 0.00 | 0.00 | 0.00 | 0.00 | 0.00 | 0.00 |
| Capital Projects Fund or | 62535523 | BLEACHER CAPITAL | 0.00 | 0.00 | 0.00 | 0.00 | 0.00 | 0.00 | 0.00 |
| Capital Projects Fund or | 62535525 | CAPITAL IMPROVEMENTS | 4,000,000.00 | 580,906.69 | 0.00 | 12,294.00 | -364,708.12 | 4,352,414.12 | 108.81 |

Expenditure Report

Fiscal Year: 2022-2023
Month: April

COUNTY OF GRUNDY SCHOOL DIST 111

| Fund Description | Account | Account Description | Revised Budget | MTD Activity | Encumbrance | Pending Activity | Available Funds | Year to Date Activity | Percent of Budget Used |
|--------------------------|----------|---------------------|---------------------|-------------------|-------------------|------------------|----------------------|-----------------------|------------------------|
| Capital Projects Fund or | 62535554 | CONTINGENCY COSTS | 0.00 | 0.00 | 0.00 | 0.00 | 0.00 | 0.00 | 0.00 |
| Capital Projects Fund or | 62535555 | CONSTR COSTS #6003 | 0.00 | 0.00 | 0.00 | 0.00 | 0.00 | 0.00 | 0.00 |
| Capital Projects Fund or | | ESSER III CAPITAL | 505,268.00 | 0.00 | 0.00 | 0.00 | 0.00 | 505,268.00 | 100.00 |
| Capital Projects Fund or | 62535559 | CONSTRUCTION COST | 0.00 | 0.00 | 0.00 | 0.00 | 0.00 | 0.00 | 0.00 |
| Capital Projects Fund or | 62535558 | TRANSPORTATION COST | 0.00 | 0.00 | 0.00 | 0.00 | 0.00 | 0.00 | 0.00 |
| Capital Projects Fund or | 62535558 | CONSTRUCTION COST | 0.00 | 0.00 | 0.00 | 0.00 | 0.00 | 0.00 | 0.00 |
| Capital Projects Fund or | 62535550 | CONSTR COSTS #2279 | 0.00 | 0.00 | 0.00 | 0.00 | 0.00 | 0.00 | 0.00 |
| Capital Projects Fund or | 62535551 | CONSTR COSTS #2299 | 0.00 | 0.00 | 0.00 | 0.00 | 0.00 | 0.00 | 0.00 |
| Capital Projects Fund or | 62535552 | CONTINGENCY COSTS | 0.00 | 0.00 | 0.00 | 0.00 | 0.00 | 0.00 | 0.00 |
| Capital Projects Fund or | 62535553 | CONTINGENCY COSTS | 0.00 | 0.00 | 0.00 | 0.00 | 0.00 | 0.00 | 0.00 |
| Capital Projects Fund or | 62535556 | FF & E COSTS #6003 | 0.00 | 0.00 | 0.00 | 0.00 | 0.00 | 0.00 | 163.00 |
| Capital Projects Fund or | 62535557 | CONSTR COSTS/2009 | 0.00 | 0.00 | 0.00 | 0.00 | 0.00 | 0.00 | 0.00 |
| Capital Projects Fund or | 68140 | TRANS OF INTEREST | 0.00 | 0.00 | 0.00 | 0.00 | 0.00 | 0.00 | 0.00 |
| Capital Projects Fund or | 68180611 | PERM TRANS FROM W/C | 0.00 | 0.00 | 0.00 | 0.00 | 0.00 | 0.00 | 0.00 |
| 60 - ----- | | | 6,580,268.00 | 580,906.69 | 893,151.90 | 12,294.00 | -1,326,171.25 | 7,000,993.35 | |
| 6- - ----- | | | 6,580,268.00 | 580,906.69 | 893,151.90 | 12,294.00 | -1,326,171.25 | 7,000,993.35 | |
| Working Cash Fund | 78180611 | PERM TRANS FROM W/C | 7,000,000.00 | 0.00 | 0.00 | 0.00 | 0.00 | 7,000,000.00 | 100.00 |
| Working Cash Fund | 78180710 | PERM TRANS OF W/C- | 0.00 | 0.00 | 0.00 | 0.00 | 0.00 | 0.00 | 0.00 |
| Working Cash Fund | 78990 | OTHER USES NOT | 0.00 | 0.00 | 0.00 | 0.00 | 0.00 | 0.00 | 0.00 |
| 70 - ----- | | | 7,000,000.00 | 0.00 | 0.00 | 0.00 | 0.00 | 7,000,000.00 | |
| 7- - ----- | | | 7,000,000.00 | 0.00 | 0.00 | 0.00 | 0.00 | 7,000,000.00 | |
| Tort Immunity and | 81130100 | CAMPUS MONITOR | 231,807.67 | 16,121.68 | 0.00 | 0.00 | 67,057.94 | 164,749.73 | 71.07 |
| Tort Immunity and | 81130101 | NURSE SALARY | 6,374.24 | 241.66 | 0.00 | 0.00 | 3,530.44 | 2,843.80 | 44.61 |
| Tort Immunity and | 81130102 | DEANS SALARY | 60,555.54 | 4,813.52 | 0.00 | 0.00 | 11,497.63 | 49,057.91 | 81.01 |

Expenditure Report

Fiscal Year: 2022-2023
Month: April

COUNTY OF GRUNDY SCHOOL DIST 111

| Fund Description | Account | Account Description | Revised Budget | MTD Activity | Encumbrance | Pending Activity | Available Funds | Year to Date Activity | Percent of Budget Used |
|-------------------|-----------|-------------------------|----------------|--------------|-------------|------------------|-----------------|-----------------------|------------------------|
| Tort Immunity and | | DEANS TRS | 8,000.00 | 461.51 | 0.00 | 0.00 | 3,344.10 | 4,655.90 | 58.20 |
| Tort Immunity and | | DIST 111 GROUP MEDICAL | 82,355.09 | 13,387.12 | 0.00 | 0.00 | 5,464.28 | 76,890.81 | 93.36 |
| Tort Immunity and | | CAMPUS MONITOR | 79,876.88 | 8,127.58 | 0.00 | 0.00 | 7,699.29 | 72,177.59 | 90.36 |
| Tort Immunity and | | NURSE MEDICAL INS | 7.20 | 0.20 | 0.00 | 0.00 | 4.84 | 2.36 | 32.78 |
| Tort Immunity and | | DEANS MEDICAL INS | 15,843.34 | 1,955.80 | 0.00 | 0.00 | -1,092.29 | 16,935.63 | 106.89 |
| Tort Immunity and | | DIST 111 GROUP DENTAL | 20,369.17 | 463.30 | 0.00 | 0.00 | 15,651.03 | 4,718.14 | 23.16 |
| Tort Immunity and | | DEANS DENTAL INS | 283.87 | 28.92 | 0.00 | 0.00 | 10.06 | 273.81 | 96.46 |
| Tort Immunity and | 82310200 | BOARD OF ED-OTHER | 0.00 | 0.00 | 0.00 | 0.00 | 0.00 | 0.00 | 0.00 |
| Tort Immunity and | 82310318 | ATTORNEY FEES | 85,000.00 | 9,634.72 | 0.00 | 1,050.00 | 36,861.48 | 47,088.52 | 55.40 |
| Tort Immunity and | 82362381 | WORK COMP PREMIUMS | 205,000.00 | 16,654.00 | 0.00 | 16,654.00 | 26,621.00 | 161,725.00 | 78.89 |
| Tort Immunity and | 82363380 | UNEMPLOYMENT INS | 0.00 | 0.00 | 0.00 | 0.00 | 0.00 | 0.00 | 164 0.00 |
| Tort Immunity and | 82364382 | PROPERTY INLAND | 0.00 | 0.00 | 0.00 | 0.00 | 0.00 | 0.00 | 0.00 |
| Tort Immunity and | 82364383 | GEN LIABILITY INS | 297,911.00 | -4,434.00 | 0.00 | 0.00 | 2,333.00 | 295,578.00 | 99.22 |
| Tort Immunity and | 82364384 | SLEO/SMM | 0.00 | 0.00 | 0.00 | 0.00 | 0.00 | 0.00 | 0.00 |
| Tort Immunity and | 82364385 | UMBRELLA | 0.00 | 0.00 | 0.00 | 0.00 | 0.00 | 0.00 | 0.00 |
| Tort Immunity and | 82364386 | STUDENT CATASTROPHIC | 3,500.00 | 0.00 | 0.00 | 0.00 | 307.00 | 3,193.00 | 91.23 |
| Tort Immunity and | 82365395 | SAFETY/INSURANCE | 16,500.00 | 0.00 | 0.00 | 0.00 | 14,395.78 | 2,104.22 | 12.75 |
| Tort Immunity and | 82365390 | EVENT SECURITY POLICE | 30,000.00 | 399.02 | 0.00 | 0.00 | -6,222.16 | 36,222.16 | 120.74 |
| Tort Immunity and | 82365391 | SRO | 60,000.00 | 0.00 | 0.00 | 0.00 | 19,051.32 | 40,948.68 | 68.25 |
| Tort Immunity and | 82365393 | BUILD REPAIR MAINT/FIRE | 25,000.00 | 0.00 | 0.00 | 6,883.50 | -4,399.99 | 22,516.49 | 90.07 |
| Tort Immunity and | 82365394 | BUILD REPAIR/COMM | 0.00 | 0.00 | 0.00 | 0.00 | 0.00 | 0.00 | 0.00 |
| Tort Immunity and | 823653922 | SRO - S.C. | 75,000.00 | 6,163.87 | 0.00 | 0.00 | 31,826.05 | 43,173.95 | 57.57 |
| Tort Immunity and | 82367110 | CAMPUS MONITOR SUB | 0.00 | 0.00 | 0.00 | 0.00 | 0.00 | 0.00 | 0.00 |
| Tort Immunity and | 82367130 | CAMPUS MON. EXTRA | 0.00 | 0.00 | 0.00 | 0.00 | 0.00 | 0.00 | 0.00 |

Expenditure Report

Fiscal Year: 2022-2023
Month: April

COUNTY OF GRUNDY SCHOOL DIST 111

| Fund Description | Account | Account Description | Revised Budget | MTD Activity | Encumbrance | Pending Activity | Available Funds | Year to Date Activity | Percent of Budget Used |
|---|-----------|-----------------------|----------------------|---------------------|---------------------|-------------------|---------------------|-----------------------|------------------------|
| Tort Immunity and | 82367211 | DEANS TRS | 0.00 | 0.00 | 0.00 | 0.00 | 0.00 | 0.00 | 0.00 |
| Tort Immunity and | | DEANS TRS | 0.00 | 0.00 | 0.00 | 0.00 | 0.00 | 0.00 | 0.00 |
| Tort Immunity and | 80-2367- | DEANS SALARY (BCE-P) | 0.00 | 0.00 | 0.00 | 0.00 | 0.00 | 0.00 | 0.00 |
| Tort Immunity and | | NURSE GROUP INS | 0.00 | 0.00 | 0.00 | 0.00 | 0.00 | 0.00 | 0.00 |
| Tort Immunity and | | DEANS INS | 0.00 | 0.00 | 0.00 | 0.00 | 0.00 | 0.00 | 0.00 |
| Tort Immunity and | | DEANS DENTAL | 0.00 | 0.00 | 0.00 | 0.00 | 0.00 | 0.00 | 0.00 |
| Tort Immunity and | 82542301 | BUILDING SECURITY | 15,000.00 | 0.00 | 0.00 | 0.00 | 15,000.00 | 0.00 | 0.00 |
| Tort Immunity and | 82542320 | BUILDING INSPECTIONS | 10,000.00 | 0.00 | 0.00 | 0.00 | 10,000.00 | 0.00 | 0.00 |
| Tort Immunity and | 82546410 | SECURITY SUPPLIES | 30,000.00 | 0.00 | 0.00 | 0.00 | 23,610.00 | 6,390.00 | 21.30 |
| Tort Immunity and | 825464102 | SECURITY SUPPLIES | 15,000.00 | 0.00 | 0.00 | 0.00 | 15,000.00 | 0.00 | 0.00 |
| Tort Immunity and | 82546540 | SECURITY EQUIPMENT | 30,000.00 | 41,661.61 | 0.00 | 0.00 | -16,772.89 | 46,772.89 | 1655.91 |
| Tort Immunity and | 825465402 | SECURITY EQUIPMENT | 15,000.00 | 28,784.70 | 0.00 | 0.00 | -26,824.79 | 41,824.79 | 278.83 |
| 80 - ----- | | | 1,418,384.00 | 144,465.21 | 0.00 | 24,587.50 | 253,953.12 | 1,139,843.38 | |
| 8- - ----- | | | 1,418,384.00 | 144,465.21 | 0.00 | 24,587.50 | 253,953.12 | 1,139,843.38 | |
| Fire Prevention & Safety | 92542310 | LIFE SAFETY A & E | 0.00 | 0.00 | 0.00 | 0.00 | 0.00 | 0.00 | 0.00 |
| Fire Prevention & Safety | 92542311 | SAFETY CONSULTATION | 0.00 | 0.00 | 0.00 | 0.00 | 0.00 | 0.00 | 0.00 |
| Fire Prevention & Safety | 92542312 | GAVC PROJECT | 0.00 | 0.00 | 0.00 | 0.00 | 0.00 | 0.00 | 0.00 |
| Fire Prevention & Safety | 92542530 | LIFE SAFETY REPAIRS | 1,000,000.00 | 0.00 | 0.00 | 0.00 | 1,000,000.00 | 0.00 | 0.00 |
| Fire Prevention & Safety | 92542531 | LIFE SAFETY - ROOFING | 0.00 | 0.00 | 0.00 | 0.00 | 0.00 | 0.00 | 0.00 |
| 90 - ----- | | | 1,000,000.00 | 0.00 | 0.00 | 0.00 | 1,000,000.00 | 0.00 | |
| 9- - ----- | | | 1,000,000.00 | 0.00 | 0.00 | 0.00 | 1,000,000.00 | 0.00 | |
| Account Monthly Activity Grand Totals: | | | 73,819,043.64 | 6,578,268.48 | 1,490,227.25 | 138,020.04 | 8,744,915.99 | 63,440,298.74 | |

Revenue Report

Fiscal Year: 2022-2023
Month: April

COUNTY OF GRUNDY SCHOOL DIST 111

| Fund Description | Account Number | Account Description | Revised Budget | Monthly Activity | Pending Activity | Available Funds | Year to Date Activity | Percent of Budget Used |
|------------------|------------------------------|--------------------------------|----------------|------------------|------------------|-----------------|-----------------------|------------------------|
| Education Fund | 10 R 1110 0000 00 000 000000 | PRIOR YEAR TAXES | 0.00 | 0.00 | | 0.00 | 0.00 | 0.00 |
| Education Fund | 10 R 1111 0000 00 000 000000 | GRUNDY CO TAXES | 7,893,310.11 | 0.00 | 0.00 | 292,758.79 | 7,600,551.32 | 96.29 |
| Education Fund | 10 R 1112 0000 00 000 000000 | KENDALL CO TAXES | 1,083,487.64 | 0.00 | 0.00 | 2,180.12 | 1,081,307.52 | 99.80 |
| Education Fund | 10 R 1113 0000 00 000 000000 | WILL CO TAXES | 5,125,569.32 | 0.00 | 0.00 | 308,144.00 | 4,817,425.32 | 93.99 |
| Education Fund | 10 R 1114 0000 00 000 000000 | GRUNDY CO EDPA SURPLUS | 672,615.32 | 0.00 | 0.00 | 115,854.54 | 556,760.78 | 82.78 |
| Education Fund | 10 R 1122 0000 00 000 000000 | KENDALL CO - EARLY DISTR | 1,243,808.31 | 0.00 | | 1,243,808.31 | 0.00 | 0.00 |
| Education Fund | 10 R 1123 0000 00 000 000000 | WILL CO - EARLY DISTR | 5,911,687.76 | 0.00 | | 5,911,687.76 | 0.00 | 0.00 |
| Education Fund | 10 R 1210 0000 00 000 000000 | MOBILE HOME TAX | 0.00 | 0.00 | | 0.00 | 0.00 | 0.00 |
| Education Fund | 10 R 1211 0000 00 000 000000 | MOBILE HOME TAX SPECIAL ED | 0.00 | 0.00 | | 0.00 | 0.00 | 0.00 |
| Education Fund | 10 R 1211 0000 00 000 000001 | GRUNDY CO TORT | 0.00 | 0.00 | | 0.00 | 0.00 | 0.00 |
| Education Fund | 10 R 1212 0000 00 000 000000 | MOBILE HOME TAX - LEASE | 0.00 | 0.00 | | 0.00 | 0.00 | 0.00 |
| Education Fund | 10 R 1212 0000 00 000 000001 | KENDALL CO TORT | 0.00 | 0.00 | | 0.00 | 0.00 | 167 0.00 |
| Education Fund | 10 R 1213 0000 00 000 000000 | WILL CO TORT | 0.00 | 0.00 | | 0.00 | 0.00 | 0.00 |
| Education Fund | 10 R 1222 0000 00 000 000000 | KENDALL CO TORT-EARLY DISTR | 0.00 | 0.00 | | 0.00 | 0.00 | 0.00 |
| Education Fund | 10 R 1223 0000 00 000 000000 | WILL CO TORT-EARLY DISTR | 0.00 | 0.00 | | 0.00 | 0.00 | 0.00 |
| Education Fund | 10 R 1230 0000 00 000 000000 | CPPRT | 1,163,457.60 | 147,150.81 | 0.00 | 179,021.97 | 984,435.63 | 84.61 |
| Education Fund | 10 R 1290 0000 00 000 000000 | PAYMENTS IN LIEU OF TAXES | 0.00 | 0.00 | | 0.00 | 0.00 | 0.00 |
| Education Fund | 10 R 1291 0000 00 000 000000 | LAG FEES | 0.00 | 0.00 | | 0.00 | 0.00 | 0.00 |
| Education Fund | 10 R 1292 0000 00 000 000000 | PAYMENT IN LIEU OF TAXES SP ED | 0.00 | 0.00 | | 0.00 | 0.00 | 0.00 |
| Education Fund | 10 R 1293 0000 00 000 000000 | PAYMENT IN LIEU OF TAXES LEASE | 0.00 | 0.00 | | 0.00 | 0.00 | 0.00 |
| Education Fund | 10 R 1311 0000 00 000 000000 | NON-RESIDENT TUITION | 0.00 | 0.00 | | 0.00 | 0.00 | 0.00 |
| Education Fund | 10 R 1311 0000 00 000 000001 | GRUNDY CO LEASE | 190,862.83 | 0.00 | 0.00 | 7,076.50 | 183,786.33 | 96.29 |
| Education Fund | 10 R 1312 0000 00 000 000000 | KENDALL CO LEASE | 26,962.85 | 0.00 | 0.00 | 54.26 | 26,908.59 | 99.80 |
| Education Fund | 10 R 1313 0000 00 000 000000 | WILL CO LEASE | 122,510.87 | 0.00 | 0.00 | 4,839.33 | 117,671.54 | 96.05 |
| Education Fund | 10 R 1314 0000 00 000 000000 | GRUNDY CO LEASE EDPA SURPLUS | 0.00 | 0.00 | | 0.00 | 0.00 | 0.00 |
| Education Fund | 10 R 1321 0000 00 000 000000 | TOTAL SUMMER SCHOOL TUITION | 0.00 | 0.00 | | 0.00 | 0.00 | 0.00 |

Revenue Report

Fiscal Year: 2022-2023
Month: April

COUNTY OF GRUNDY SCHOOL DIST 111

| Fund Description | Account Number | Account Description | Revised Budget | Monthly Activity | Pending Activity | Available Funds | Year to Date Activity | Percent of Budget Used |
|------------------|------------------------------|--------------------------------|----------------|------------------|------------------|-----------------|-----------------------|------------------------|
| Education Fund | 10 R 1322 0000 00 000 000000 | KENDALL CO LEASE-EARLY DISTR | 29,919.73 | 0.00 | | 29,919.73 | 0.00 | 0.00 |
| Education Fund | 10 R 1323 0000 00 000 000000 | WILL CO LEASE-EARLY DISTR | 142,205.25 | 0.00 | | 142,205.25 | 0.00 | 0.00 |
| Education Fund | 10 R 1411 0000 00 000 000000 | GRUNDY CO SPEC ED | 129,398.53 | 0.00 | 0.00 | 4,799.32 | 124,599.21 | 96.29 |
| Education Fund | 10 R 1411 0000 00 000 000001 | GRUNDY CO SPEC ED TIF | 0.00 | 0.00 | | 0.00 | 0.00 | 0.00 |
| Education Fund | 10 R 1412 0000 00 000 000000 | KENDALL CO SPEC ED | 17,762.09 | 0.00 | 0.00 | 35.74 | 17,726.35 | 99.80 |
| Education Fund | 10 R 1413 0000 00 000 000000 | WILL CO SPEC ED | 84,025.73 | 0.00 | 0.00 | 5,051.53 | 78,974.20 | 93.99 |
| Education Fund | 10 R 1414 0000 00 000 000000 | GRUNDY CO SPEC ED EDPA SURPLUS | 0.00 | 0.00 | | 0.00 | 0.00 | 0.00 |
| Education Fund | 10 R 1422 0000 00 000 000000 | KENDALL CO SPEC ED-EARLY DISTR | 20,390.30 | 0.00 | | 20,390.30 | 0.00 | 0.00 |
| Education Fund | 10 R 1423 0000 00 000 000000 | WILL CO SPEC ED-EARLY DISTR | 96,912.91 | 0.00 | | 96,912.91 | 0.00 | 0.00 |
| Education Fund | 10 R 1510 0000 00 000 000000 | CHECKING INTEREST | 0.00 | 0.00 | | 0.00 | 0.00 | 0.00 |
| Education Fund | 10 R 1511 0000 00 000 000000 | INVESTMENT INTEREST | 200,000.00 | 41,619.18 | 0.00 | -393,553.78 | 593,553.78 | 296.78 |
| Education Fund | 10 R 1611 0000 00 000 000000 | CAFETERIA SALES CASH | 250,000.00 | 18,787.35 | 410.45 | 26,399.01 | 223,190.54 | 89.28 |
| Education Fund | 10 R 1612 0000 00 000 000000 | CAFETERIA SALES CREDIT CARD | 850,000.00 | 102,360.32 | 0.00 | -120,815.27 | 970,815.27 | 114.21 |
| Education Fund | 10 R 1620 0000 00 000 000000 | COFFEE SALES | 0.00 | 0.00 | | 0.00 | 0.00 | 0.00 |
| Education Fund | 10 R 1709 0000 00 000 000000 | POST SEASON GATE RECEIPTS | 15,000.00 | 0.00 | 0.00 | 852.00 | 14,148.00 | 94.32 |
| Education Fund | 10 R 1710 0000 00 000 000000 | ATHLETIC ENTRY FEES RECD | 20,000.00 | 2,925.00 | 0.00 | -3,394.00 | 23,394.00 | 116.97 |
| Education Fund | 10 R 1711 0000 00 000 000000 | SOCCER ADMISSIONS | 0.00 | 0.00 | | 0.00 | 0.00 | 0.00 |
| Education Fund | 10 R 1712 0000 00 000 000000 | FOOTBALL ADMISSIONS | 15,000.00 | 0.00 | 0.00 | -13,407.35 | 28,407.35 | 189.38 |
| Education Fund | 10 R 1713 0000 00 000 000000 | XC ADMISSIONS | 0.00 | 0.00 | 0.00 | 0.00 | 0.00 | 0.00 |
| Education Fund | 10 R 1714 0000 00 000 000000 | WRESTLING ADMISSIONS | 1,500.00 | 0.00 | 0.00 | -901.00 | 2,401.00 | 160.07 |
| Education Fund | 10 R 1715 0000 00 000 000000 | BOYS BASKETBALL ADMISSIONS | 5,000.00 | 0.00 | 0.00 | 468.00 | 4,532.00 | 90.64 |
| Education Fund | 10 R 1716 0000 00 000 000000 | GIRLS BSKTBLL ADMISSIONS | 1,500.00 | 0.00 | 0.00 | -1,410.00 | 2,910.00 | 194.00 |
| Education Fund | 10 R 1717 0000 00 000 000000 | VOLLEYBALL ADMISSIONS | 2,500.00 | 367.00 | 0.00 | -1,381.00 | 3,881.00 | 155.24 |
| Education Fund | 10 R 1718 0000 00 000 000000 | SPORT PASSES | 5,000.00 | 0.00 | | 5,000.00 | 0.00 | 0.00 |
| Education Fund | 10 R 1719 0000 00 000 000000 | TRACK ADMISSIONS | 0.00 | 4.00 | 0.00 | -4.00 | 4.00 | 0.00 |
| Education Fund | 10 R 1720 0000 00 000 000000 | DRIVER EDUC FEES | 40,000.00 | 3,200.00 | 0.00 | 464.00 | 39,536.00 | 98.84 |

168

Revenue Report

Fiscal Year: 2022-2023
Month: April

COUNTY OF GRUNDY SCHOOL DIST 111

| Fund Description | Account Number | Account Description | Revised Budget | Monthly Activity | Pending Activity | Available Funds | Year to Date Activity | Percent of Budget Used |
|------------------|------------------------------|---------------------------------|----------------|------------------|------------------|-----------------|-----------------------|------------------------|
| Education Fund | 10 R 1721 0000 00 000 000000 | LOCK FEES | 5,000.00 | 0.00 | 0.00 | 1,349.05 | 3,650.95 | 73.02 |
| Education Fund | 10 R 1722 0000 00 000 000000 | MISCELLANEOUS FEES | 65,000.00 | 348.45 | 0.00 | 14,582.91 | 50,417.09 | 77.56 |
| Education Fund | 10 R 1723 0000 00 000 000000 | P.E. UNIFORMS | 2,500.00 | 0.00 | | 2,500.00 | 0.00 | 0.00 |
| Education Fund | 10 R 1724 0000 00 000 000000 | STUDENT PARKING FEES | 100,000.00 | 371.00 | 0.00 | -12,191.00 | 112,191.00 | 112.19 |
| Education Fund | 10 R 1725 0000 00 000 000000 | BOWLING ADMISSIONS | 400.00 | 0.00 | | 400.00 | 0.00 | 0.00 |
| Education Fund | 10 R 1726 0000 00 000 000000 | SPRING MUSICAL ADMISSIONS | 15,000.00 | 18,466.00 | 0.00 | -3,606.00 | 18,606.00 | 124.04 |
| Education Fund | 10 R 1727 0000 00 000 000000 | FALL PLAY ADMISSIONS | 1,500.00 | 0.00 | 0.00 | -3,224.00 | 4,724.00 | 314.93 |
| Education Fund | 10 R 1728 0000 00 000 000000 | STUDENT PURCHASES | 0.00 | 0.00 | | 0.00 | 0.00 | 0.00 |
| Education Fund | 10 R 1729 0000 00 000 000000 | INVITE ADMISSIONS | 100.00 | 0.00 | | 100.00 | 0.00 | 0.00 |
| Education Fund | 10 R 1730 0000 00 000 000000 | MADRIGALS ADMISSIONS | 5,000.00 | 0.00 | 0.00 | -1,475.00 | 6,475.00 | 129.50 |
| Education Fund | 10 R 1731 0000 00 000 000000 | ACTIVITY MISC | 350.00 | 350.00 | 0.00 | 0.00 | 350.00 | 100.00 |
| Education Fund | 10 R 1732 0000 00 000 000000 | SPORT PASSES | 0.00 | 0.00 | 0.00 | -50.00 | 50.00 | 0.00 |
| Education Fund | 10 R 1733 0000 00 000 000000 | LACROSSE ADMISSIONS | 0.00 | 0.00 | | 0.00 | 0.00 | 169 0.00 |
| Education Fund | 10 R 1734 0000 00 000 000000 | GIRLS WRESTLING ADMISSIONS | 0.00 | 0.00 | 0.00 | 0.00 | 0.00 | 0.00 |
| Education Fund | 10 R 1790 0000 00 000 000000 | OTHER PUPIL ACT REVENUE | 0.00 | 0.00 | | 0.00 | 0.00 | 0.00 |
| Education Fund | 10 R 1811 0000 00 000 000000 | TEXTBOOK FEES | 850,000.00 | 33,721.52 | 0.00 | 49,107.15 | 800,892.85 | 94.22 |
| Education Fund | 10 R 1825 0000 00 000 000000 | AP TESTING FEE | 0.00 | 0.00 | | 0.00 | 0.00 | 0.00 |
| Education Fund | 10 R 1826 0000 00 000 000000 | SAT TESTING FEES | 5,000.00 | 0.00 | 0.00 | -760.00 | 5,760.00 | 115.20 |
| Education Fund | 10 R 1827 0000 00 000 000000 | SALE OF EQUIPMENT | 0.00 | 0.00 | 0.00 | -1,515.00 | 1,515.00 | 0.00 |
| Education Fund | 10 R 1828 0000 00 000 000000 | A/P TEST FEES | 50,000.00 | 2,100.00 | -96.00 | -18,283.00 | 68,379.00 | 136.76 |
| Education Fund | 10 R 1829 0000 00 000 000000 | MATH RESALE REVENUE | 0.00 | 0.00 | | 0.00 | 0.00 | 0.00 |
| Education Fund | 10 R 1920 0000 00 000 000000 | IMTT GRANT | 0.00 | 0.00 | | 0.00 | 0.00 | 0.00 |
| Education Fund | 10 R 1950 0000 00 000 000000 | REFUND OF PRIOR YR EXPENSES | 155,000.00 | 0.00 | 0.00 | 515.96 | 154,484.04 | 99.67 |
| Education Fund | 10 R 1971 0000 00 000 000000 | SUMMER DR ED FEES | 30,000.00 | 0.00 | 0.00 | -1,850.00 | 31,850.00 | 106.17 |
| Education Fund | 10 R 1993 0000 00 000 000000 | DISTRICT SCOREBOARD ADVERTISING | 0.00 | 2,500.00 | 0.00 | -2,500.00 | 2,500.00 | 0.00 |
| Education Fund | 10 R 1998 0000 00 000 000000 | EDUCATION FOUNDATION GRANTS | 5,000.00 | 0.00 | 0.00 | 3,126.06 | 1,873.94 | 37.48 |
| Education Fund | 10 R 1999 0000 00 000 000000 | OTHER-LOCAL SOURCES | 50,000.00 | 284.21 | 0.00 | 20,933.16 | 29,066.84 | 58.13 |

Revenue Report

Fiscal Year: 2022-2023
Month: April

COUNTY OF GRUNDY SCHOOL DIST 111

| Fund Description | Account Number | Account Description | Revised Budget | Monthly Activity | Pending Activity | Available Funds | Year to Date Activity | Percent of Budget Used |
|------------------|------------------------------|--------------------------------|----------------|------------------|------------------|-----------------|-----------------------|------------------------|
| Education Fund | 10 R 1999 2220 00 000 000000 | DIST 111 GROUP MEDICAL REVENUE | 3,807,859.65 | 402,838.26 | 0.00 | 351,617.92 | 3,456,241.73 | 90.77 |
| Education Fund | 10 R 1999 2230 00 000 000000 | DIST 111 GROUP DENTAL REVENUE | 192,115.37 | 16,232.61 | 0.00 | 33,147.93 | 158,967.44 | 82.75 |
| Education Fund | 10 R 2100 0000 00 000 000000 | ECO LAB GRANT | 0.00 | 0.00 | | 0.00 | 0.00 | 0.00 |
| Education Fund | 10 R 2901 0000 00 000 000000 | GRUNDY CO EDUCATION TIF | 1,954,385.52 | 0.00 | 0.00 | -59,159.74 | 2,013,545.26 | 103.03 |
| Education Fund | 10 R 2902 0000 00 000 000000 | GRUNDY CO LEASE TIF | 0.00 | 0.00 | | 0.00 | 0.00 | 0.00 |
| Education Fund | 10 R 2903 0000 00 000 000000 | GRUNDY CO SPEC ED TIF | 0.00 | 0.00 | | 0.00 | 0.00 | 0.00 |
| Education Fund | 10 R 2904 0000 00 000 000000 | I55 & RT 6 TIF | 0.00 | 0.00 | 0.00 | -613.11 | 613.11 | 0.00 |
| Education Fund | 10 R 3001 0000 00 000 000000 | EVIDENCE BASED FUNDING | 6,604,131.00 | 600,376.00 | 0.00 | 1,180,922.69 | 5,423,208.31 | 82.12 |
| Education Fund | 10 R 3002 0000 00 000 000000 | GSA HOLD HARMLESS | 0.00 | 0.00 | | 0.00 | 0.00 | 0.00 |
| Education Fund | 10 R 3030 0000 00 000 000000 | FAST GROWTH GRANTS | 0.00 | 0.00 | | 0.00 | 0.00 | 0.00 |
| Education Fund | 10 R 3099 0000 00 000 000000 | TRANSITION ASSISTANCE | 0.00 | 0.00 | | 0.00 | 0.00 | 0.00 |
| Education Fund | 10 R 3100 0000 00 000 000000 | SPEC ED-PRIVATE FACILITY | 804,600.00 | 228,532.14 | 0.00 | -94,863.87 | 899,463.87 | 170 111.79 |
| Education Fund | 10 R 3105 0000 00 000 000000 | SPEC ED- EXTRAORDINARY | 0.00 | 0.00 | | 0.00 | 0.00 | 0.00 |
| Education Fund | 10 R 3110 0000 00 000 000000 | SPEC ED- PERSONNEL | 0.00 | 0.00 | | 0.00 | 0.00 | 0.00 |
| Education Fund | 10 R 3120 0000 00 000 000000 | SPEC ED- ORPHANAGE/INDIV | 9,253.00 | 0.00 | 0.00 | 1,274.70 | 7,978.30 | 86.22 |
| Education Fund | 10 R 3130 0000 00 000 000000 | SP ED ORPHANAGE SUMMER IND | 0.00 | 0.00 | | 0.00 | 0.00 | 0.00 |
| Education Fund | 10 R 3145 0000 00 000 000000 | SPEC ED- SUMMER SCHOOL | 0.00 | 0.00 | | 0.00 | 0.00 | 0.00 |
| Education Fund | 10 R 3215 0000 00 000 000000 | VOC ED-FORMULA | 0.00 | 0.00 | | 0.00 | 0.00 | 0.00 |
| Education Fund | 10 R 3220 0000 00 000 000000 | CAREER/TECH EDUC IMPR GRNT | 72,085.00 | 0.00 | 0.00 | 0.00 | 72,085.00 | 100.00 |
| Education Fund | 10 R 3225 0000 00 000 000000 | VOC ED FORMULA REIMB. | 0.00 | 0.00 | | 0.00 | 0.00 | 0.00 |
| Education Fund | 10 R 3226 0000 00 000 000000 | VOC ED PROGRAM IMPROVMT. | 0.00 | 0.00 | | 0.00 | 0.00 | 0.00 |
| Education Fund | 10 R 3235 0000 00 000 000000 | VOC ED AG EDUC INCENTIVE | 0.00 | 0.00 | 0.00 | 0.00 | 0.00 | 0.00 |
| Education Fund | 10 R 3305 0000 00 000 000000 | BILINGUAL ED-DOWNSTATE | 0.00 | 0.00 | | 0.00 | 0.00 | 0.00 |
| Education Fund | 10 R 3350 0000 00 000 000000 | GIFTED EDUCATION | 0.00 | 0.00 | | 0.00 | 0.00 | 0.00 |

Revenue Report

Fiscal Year: 2022-2023
Month: April

COUNTY OF GRUNDY SCHOOL DIST 111

| Fund Description | Account Number | Account Description | Revised Budget | Monthly Activity | Pending Activity | Available Funds | Year to Date Activity | Percent of Budget Used |
|------------------|------------------------------|-------------------------------------|----------------|------------------|------------------|-----------------|-----------------------|------------------------|
| Education Fund | 10 R 3360 0000 00 000 000000 | STATE FREE LUNCH & BRKFST | 1,200.00 | 140.30 | 0.00 | 777.18 | 422.82 | 35.24 |
| Education Fund | 10 R 3370 0000 00 000 000000 | DRIVERS ED REIMBURSEMENT | 74,000.00 | 0.00 | 0.00 | -632.23 | 74,632.23 | 100.85 |
| Education Fund | 10 R 3610 0000 00 000 000000 | LEARNING IMPR-CHANGE GRNT | 0.00 | 0.00 | | 0.00 | 0.00 | 0.00 |
| Education Fund | 10 R 3640 0000 00 000 000000 | PROF DEVELOP BLOCK GRANT | 0.00 | 0.00 | | 0.00 | 0.00 | 0.00 |
| Education Fund | 10 R 3696 0000 00 000 000000 | REGIONAL SAFE SCHOOLS PROGRAM | 0.00 | 0.00 | | 0.00 | 0.00 | 0.00 |
| Education Fund | 10 R 3740 0000 00 000 000000 | CRIM BACKGROUND CHECKS | 0.00 | 0.00 | | 0.00 | 0.00 | 0.00 |
| Education Fund | 10 R 3775 0000 00 000 000000 | ADA SAFETY BLOCK GRANT | 0.00 | 0.00 | | 0.00 | 0.00 | 0.00 |
| Education Fund | 10 R 3781 0000 00 000 000000 | TECH INTEGRATION GRANT | 0.00 | 0.00 | | 0.00 | 0.00 | 0.00 |
| Education Fund | 10 R 3792 0000 00 000 000000 | TECH-CLOSING THE GAP | 0.00 | 0.00 | | 0.00 | 0.00 | 0.00 |
| Education Fund | 10 R 3800 0000 00 000 000000 | STATE LIBRARY GRANT | 2,500.00 | 0.00 | | 2,500.00 | 0.00 | 0.00 |
| Education Fund | 10 R 3998 0000 00 000 000000 | RECEIPTS/REVENUE ON BEHALF PAYMENTS | 0.00 | 0.00 | | 0.00 | 0.00 | 0.00 |
| Education Fund | 10 R 3999 0000 00 000 000000 | OTH GRANTS-IN-AID/STATE SOURCE | 0.00 | 0.00 | | 0.00 | 0.00 | 0.00 |
| Education Fund | 10 R 4100 0000 00 000 000000 | TITLE V | 0.00 | 0.00 | | 0.00 | 0.00 | 0.00 |
| Education Fund | 10 R 4101 0000 00 000 000000 | HOMELESS GRANT | 0.00 | 0.00 | | 0.00 | 0.00 | 0.00 |
| Education Fund | 10 R 4215 0000 00 000 000000 | SPECIAL MILK PROGRAM | 0.00 | 0.00 | 0.00 | 0.00 | 0.00 | 0.00 |
| Education Fund | 10 R 4225 0000 00 000 000000 | Summer Foods Program | 0.00 | 0.00 | | 0.00 | 0.00 | 0.00 |
| Education Fund | 10 R 4300 0000 00 000 000000 | TITLE I | 70,000.00 | 0.00 | 17618.00 | 17,706.00 | 34,676.00 | 49.54 |
| Education Fund | 10 R 4400 0000 00 000 000000 | TITLE IV DRUG FREE GRANT | 10,000.00 | 0.00 | 0.00 | 10,000.00 | 0.00 | 0.00 |
| Education Fund | 10 R 4620 0000 00 000 000000 | SPEC ED-IDEA FLOW THRU | 786,801.00 | 194,005.00 | 0.00 | -28,079.00 | 814,880.00 | 103.57 |
| Education Fund | 10 R 4620 0000 00 000 223000 | ARP IDEA FLOW-THROUGH | 0.00 | 0.00 | 0.00 | 0.00 | 0.00 | 0.00 |
| Education Fund | 10 R 4625 0000 00 000 000000 | SPEC ED-IDEA-RM & BOARD | 150,000.00 | 0.00 | 0.00 | 150,000.00 | 0.00 | 0.00 |
| Education Fund | 10 R 4745 0000 00 000 000000 | AG EDUC GRANT | 1,200.00 | 0.00 | 0.00 | -1,588.00 | 2,788.00 | 232.33 |
| Education Fund | 10 R 4850 0000 00 000 000000 | ARRA - GENERAL STATE AID | 0.00 | 0.00 | | 0.00 | 0.00 | 0.00 |
| Education Fund | 10 R 4870 0000 00 000 000000 | ARRA -GSA-SFSF | 0.00 | 0.00 | | 0.00 | 0.00 | 0.00 |
| Education Fund | 10 R 4880 0000 00 000 000000 | ARRA-Educ Jobs Fund Prgm | 0.00 | 0.00 | | 0.00 | 0.00 | 0.00 |

171

Revenue Report

Fiscal Year: 2022-2023
Month: April

COUNTY OF GRUNDY SCHOOL DIST 111

| Fund Description | Account Number | Account Description | Revised Budget | Monthly Activity | Pending Activity | Available Funds | Year to Date Activity | Percent of Budget Used |
|-------------------|------------------------------|--------------------------------|----------------------|---------------------|------------------|---------------------|-----------------------|------------------------|
| Education Fund | 10 R 4930 0000 00 000 000000 | TITLE II EISENHWR PROF DVLPMT | 0.00 | 0.00 | | 0.00 | 0.00 | 0.00 |
| Education Fund | 10 R 4932 0000 00 000 000000 | Title II - Teacher Quality | 35,000.00 | 0.00 | 21497.00 | 1,092.00 | 12,411.00 | 35.46 |
| Education Fund | 10 R 4935 0000 00 000 000000 | TITLE II EISENHWR MATH/SCI | 0.00 | 0.00 | | 0.00 | 0.00 | 0.00 |
| Education Fund | 10 R 4971 0000 00 000 000000 | TITLE II PART D TECH GRANT | 0.00 | 0.00 | | 0.00 | 0.00 | 0.00 |
| Education Fund | 10 R 4991 0000 00 000 000000 | MEDICAID/ADMN OUTREACH | 15,000.00 | 320.04 | 0.00 | 1,658.26 | 13,341.74 | 88.94 |
| Education Fund | 10 R 4992 0000 00 000 000000 | MEDICAID MATCHING | 0.00 | 0.00 | | 0.00 | 0.00 | 0.00 |
| Education Fund | 10 R 4998 0000 00 000 223000 | ARP - IDEA | 0.00 | 0.00 | 11358.00 | -23,527.00 | 12,169.00 | 0.00 |
| Education Fund | 10 R 4998 0000 00 000 499801 | DIGITAL EQUITY GRANT | 0.00 | 0.00 | | 0.00 | 0.00 | 0.00 |
| Education Fund | 10 R 4998 0000 00 000 499803 | ESSER III | 325,000.00 | 0.00 | 0.00 | 325,000.00 | 0.00 | 0.00 |
| Education Fund | 10 R 7110 0000 00 000 000000 | PERM TRANS FROM W/C- ABATEMENT | 0.00 | 0.00 | | 0.00 | 0.00 | 0.00 |
| Education Fund | 10 R 7180 0000 00 000 000000 | PERM TRANS FROM W/C- ABATEMENT | 0.00 | 0.00 | | 0.00 | 0.00 | 172 |
| Education Fund | 10 R 7900 0000 00 000 000000 | DEBT PROCEEDS | 0.00 | 0.00 | | 0.00 | 0.00 | 0.00 |
| Education Fund | 10 R 9601 0000 00 000 000000 | TIF SURPLUS DONATION | 0.00 | 0.00 | | 0.00 | 0.00 | 0.00 |
| 10 - ----- | Education Fund | TIF SURPLUS DONATION | 41,615,367.69 | 1,816,999.19 | 50787.45 | 9,777,450.99 | 31,787,129.25 | |
| Activity Fund | 11 R 1799 0000 00 000 000000 | ACTIVITY FUND ACCOUNT | 0.00 | 0.00 | | 0.00 | 0.00 | 0.00 |
| Activity Fund | 11 R 1799 0000 01 000 900000 | COADY SCHOLARSHIP | 750.00 | 1,213.53 | 0.00 | -7,677.97 | 8,427.97 | 1,123.73 |
| Activity Fund | 11 R 1799 0000 30 300 910001 | SPORTS - ATHLETIC HALL OF FAME | 0.00 | 0.00 | | 0.00 | 0.00 | 0.00 |
| Activity Fund | 11 R 1799 0000 30 300 910002 | SPORTS - ATHLETIC POP | 7,500.00 | 94.57 | 0.00 | 1,401.50 | 6,098.50 | 81.31 |
| Activity Fund | 11 R 1799 0000 30 300 910003 | SPORTS - ATHLETIC TRAINING | 300.00 | 0.00 | | 300.00 | 0.00 | 0.00 |
| Activity Fund | 11 R 1799 0000 30 300 910004 | SPORTS - BASEBALL | 2,500.00 | 0.00 | 0.00 | -15,580.00 | 18,080.00 | 723.20 |
| Activity Fund | 11 R 1799 0000 30 300 910005 | SPORTS - BOYS BASKETBALL | 10,000.00 | 0.00 | 0.00 | -7,231.20 | 17,231.20 | 172.31 |
| Activity Fund | 11 R 1799 0000 30 300 910006 | SPORTS - BOYS BOWLING | 500.00 | 0.00 | 0.00 | -3,247.00 | 3,747.00 | 749.40 |
| Activity Fund | 11 R 1799 0000 30 300 910007 | SPORTS - BOYS GOLF | 0.00 | 0.00 | 0.00 | -350.00 | 350.00 | 0.00 |
| Activity Fund | 11 R 1799 0000 30 300 910008 | SPORTS - BOYS SOCCER | 15,000.00 | 0.00 | 0.00 | -3,733.30 | 18,733.30 | 124.89 |
| Activity Fund | 11 R 1799 0000 30 300 910009 | SPORTS - BOYS TENNIS | 2,000.00 | 0.00 | 0.00 | 220.00 | 1,780.00 | 89.00 |
| Activity Fund | 11 R 1799 0000 30 300 910010 | SPORTS - BOYS TRACK | 6,500.00 | 1,348.54 | 0.00 | -7,265.75 | 13,765.75 | 211.78 |

Revenue Report

Fiscal Year: 2022-2023
Month: April

COUNTY OF GRUNDY SCHOOL DIST 111

| Fund Description | Account Number | Account Description | Revised Budget | Monthly Activity | Pending Activity | Available Funds | Year to Date Activity | Percent of Budget Used |
|------------------|------------------------------|--------------------------------|----------------|------------------|------------------|-----------------|-----------------------|------------------------|
| Activity Fund | 11 R 1799 0000 30 300 910011 | SPORTS - BOYS VOLLEYBALL | 400.00 | 0.00 | 0.00 | 100.00 | 300.00 | 75.00 |
| Activity Fund | 11 R 1799 0000 30 300 910012 | SPORTS - CHEERLEADERS | 40,000.00 | 0.00 | 0.00 | 9,560.50 | 30,439.50 | 76.10 |
| Activity Fund | 11 R 1799 0000 30 300 910013 | SPORTS - CROSS COUNTY CO ED | 8,500.00 | 0.00 | 0.00 | 4,106.40 | 4,393.60 | 51.69 |
| Activity Fund | 11 R 1799 0000 30 300 910014 | SPORTS - FOOTBALL | 75,000.00 | 1,285.00 | 0.00 | -8,949.00 | 83,949.00 | 111.93 |
| Activity Fund | 11 R 1799 0000 30 300 910015 | SPORTS - FOOTBALL JERSEYS | 0.00 | 0.00 | 0.00 | 0.00 | 0.00 | 0.00 |
| Activity Fund | 11 R 1799 0000 30 300 910016 | SPORTS - GIRLS BASKETBALL | 10,000.00 | 0.00 | 0.00 | 1,181.80 | 8,818.20 | 88.18 |
| Activity Fund | 11 R 1799 0000 30 300 910017 | SPORTS - GIRLS BOWLING | 1,500.00 | 0.00 | 0.00 | -1,942.00 | 3,442.00 | 229.47 |
| Activity Fund | 11 R 1799 0000 30 300 910018 | SPORTS - GIRLS GOLF | 0.00 | 0.00 | 0.00 | -625.00 | 625.00 | 0.00 |
| Activity Fund | 11 R 1799 0000 30 300 910019 | SPORTS - GIRLS SOCCER | 5,000.00 | 80.00 | 0.00 | 2,448.00 | 2,552.00 | 51.04 |
| Activity Fund | 11 R 1799 0000 30 300 910020 | SPORTS - GIRLS TENNIS | 0.00 | 0.00 | 0.00 | -3,795.00 | 3,795.00 | 0.00 |
| Activity Fund | 11 R 1799 0000 30 300 910021 | SPORTS - GIRLS TRACK | 5,000.00 | 2,875.00 | 0.00 | 1,565.00 | 3,435.00 | 68.70 |
| Activity Fund | 11 R 1799 0000 30 300 910022 | SPORTS - GIRLS VOLLEYBALL | 11,000.00 | 120.00 | 210.00 | 748.69 | 10,041.31 | 173 91.28 |
| Activity Fund | 11 R 1799 0000 30 300 910023 | SPORTS - LACROSSE | 2,500.00 | 0.00 | 0.00 | 1,677.46 | 822.54 | 32.90 |
| Activity Fund | 11 R 1799 0000 30 300 910024 | SPORTS - OUTDOOR ED TRIP | 0.00 | 0.00 | 0.00 | -2,220.00 | 2,220.00 | 0.00 |
| Activity Fund | 11 R 1799 0000 30 300 910025 | SPORTS - POMS | 30,000.00 | 0.00 | 0.00 | -30,111.06 | 60,111.06 | 200.37 |
| Activity Fund | 11 R 1799 0000 30 300 910026 | SPORTS - SOFTBALL | 17,000.00 | 0.00 | 0.00 | 4,850.00 | 12,150.00 | 71.47 |
| Activity Fund | 11 R 1799 0000 30 300 910027 | SPORTS - SWIMMING B&G | 0.00 | 0.00 | 0.00 | -575.00 | 575.00 | 0.00 |
| Activity Fund | 11 R 1799 0000 30 300 910028 | SPORTS - WRESTLING BOYS | 6,000.00 | 0.00 | 0.00 | -4,192.00 | 10,192.00 | 169.87 |
| Activity Fund | 11 R 1799 0000 30 300 910029 | SUMMER CAMPS - BAND CAMP | 15,000.00 | 0.00 | 0.00 | -10,427.50 | 25,427.50 | 169.52 |
| Activity Fund | 11 R 1799 0000 30 300 910030 | SUMMER CAMPS - BASEBALL | 25,000.00 | 0.00 | 0.00 | 25,000.00 | 0.00 | 0.00 |
| Activity Fund | 11 R 1799 0000 30 300 910031 | SUMMER CAMPS - BOYS BASKETBALL | 3,720.00 | 850.00 | 160.00 | -1,335.00 | 4,895.00 | 131.59 |
| Activity Fund | 11 R 1799 0000 30 300 910032 | SUMMER CAMPS - COED POLE VAULT | 0.00 | 240.00 | 0.00 | -240.00 | 240.00 | 0.00 |
| Activity Fund | 11 R 1799 0000 30 300 910033 | SUMMER CAMPS - CHEERLEADING | 0.00 | 0.00 | 0.00 | -1,920.00 | 1,920.00 | 0.00 |
| Activity Fund | 11 R 1799 0000 30 300 910034 | SUMMER CAMPS - CROSS COUNTRY | 5,225.00 | 465.00 | 75.00 | -580.00 | 5,730.00 | 109.67 |

Revenue Report

Fiscal Year: 2022-2023
Month: April

COUNTY OF GRUNDY SCHOOL DIST 111

| Fund Description | Account Number | Account Description | Revised Budget | Monthly Activity | Pending Activity | Available Funds | Year to Date Activity | Percent of Budget Used |
|------------------|------------------------------|----------------------------------|----------------|------------------|------------------|-----------------|-----------------------|------------------------|
| Activity Fund | 11 R 1799 0000 30 300 910035 | SUMMER CAMPS - FOOTBALL | 11,125.00 | 5,630.00 | 715.00 | -9,990.00 | 20,400.00 | 183.37 |
| Activity Fund | 11 R 1799 0000 30 300 910036 | SUMMER CAMPS - GIRLS BASKETBALL | 550.00 | 950.00 | 50.00 | -1,250.00 | 1,750.00 | 318.18 |
| Activity Fund | 11 R 1799 0000 30 300 910037 | SUMMER CAMPS - GIRLS VOLLEYBALL | 7,040.00 | 2,300.00 | 315.00 | -3,060.00 | 9,785.00 | 138.99 |
| Activity Fund | 11 R 1799 0000 30 300 910038 | SUMMER CAMPS - POMS | 0.00 | 50.00 | 0.00 | -5,890.00 | 5,890.00 | 0.00 |
| Activity Fund | 11 R 1799 0000 30 300 910039 | SUMMER CAMPS - SOCCER | 1,340.00 | 850.00 | 0.00 | -1,490.00 | 2,830.00 | 211.19 |
| Activity Fund | 11 R 1799 0000 30 300 910040 | SUMMER CAMPS - CONDITIONING | 1,495.00 | 130.00 | 65.00 | -260.00 | 1,690.00 | 113.04 |
| Activity Fund | 11 R 1799 0000 30 300 910041 | SUMMER CAMPS - TENNIS CO-ED | 3,485.00 | 1,125.00 | 75.00 | -1,650.00 | 5,060.00 | 145.19 |
| Activity Fund | 11 R 1799 0000 30 300 910042 | SUMMER CAMPS - WOMENS FITNESS | 0.00 | 0.00 | | 0.00 | 0.00 | 0.00 |
| Activity Fund | 11 R 1799 0000 30 300 910043 | FOOTBALL TEAM CAMP | 2,950.00 | 0.00 | 0.00 | 0.00 | 2,950.00 | 100.00 |
| Activity Fund | 11 R 1799 0000 30 300 910044 | SPORTS - GIRLS WRESTLING | 5,000.00 | 0.00 | 0.00 | 159.60 | 4,840.40 | 96.81 |
| Activity Fund | 11 R 1799 0000 30 300 910045 | SUMMER CAMPS - SOFTBALL | 0.00 | 390.00 | 130.00 | -585.00 | 455.00 | 174 0.00 |
| Activity Fund | 11 R 1799 0000 30 300 910046 | SUMMER CAMPS - BOYS VOLLEYBALL | 0.00 | 120.00 | 0.00 | -120.00 | 120.00 | 0.00 |
| Activity Fund | 11 R 1799 0000 30 300 920000 | ATHLETIC BOOSTERS | 0.00 | 0.00 | 0.00 | -10,019.58 | 10,019.58 | 0.00 |
| Activity Fund | 11 R 1799 0000 70 300 900001 | ACTIVITIES - POP | 14,000.00 | 94.57 | 0.00 | -4,259.87 | 18,259.87 | 130.43 |
| Activity Fund | 11 R 1799 0000 70 300 900002 | ACTIVITIES - ART CLUB | 500.00 | 0.00 | | 500.00 | 0.00 | 0.00 |
| Activity Fund | 11 R 1799 0000 70 300 900003 | ACTIVITIES - ATHLETIC LEADERSHIP | 0.00 | 0.00 | | 0.00 | 0.00 | 0.00 |
| Activity Fund | 11 R 1799 0000 70 300 900004 | ACTIVITIES - BAND | 100.00 | 0.00 | 0.00 | 100.00 | 0.00 | 0.00 |
| Activity Fund | 11 R 1799 0000 70 300 900005 | ACTIVITIES - CHESS | 300.00 | 0.00 | | 300.00 | 0.00 | 0.00 |
| Activity Fund | 11 R 1799 0000 70 300 900006 | ACTIVITIES - PHOTOGRAPHY | 250.00 | 0.00 | | 250.00 | 0.00 | 0.00 |
| Activity Fund | 11 R 1799 0000 70 300 900007 | ACTIVITIES - CHORUS | 3,000.00 | 0.00 | 0.00 | 2,147.00 | 853.00 | 28.43 |
| Activity Fund | 11 R 1799 0000 70 300 900008 | ACTIVITIES - CLASS OF 2025 | 5,000.00 | 0.00 | | 5,000.00 | 0.00 | 0.00 |
| Activity Fund | 11 R 1799 0000 70 300 900009 | ACTIVITIES - CLASS OF 2026 | 5,000.00 | 0.00 | | 5,000.00 | 0.00 | 0.00 |
| Activity Fund | 11 R 1799 0000 70 300 900010 | ACTIVITIES - CLASS OF 2027 | 0.00 | 0.00 | | 0.00 | 0.00 | 0.00 |
| Activity Fund | 11 R 1799 0000 70 300 900011 | ACTIVITIES - CLASS OF 2028 | 0.00 | 0.00 | | 0.00 | 0.00 | 0.00 |

Revenue Report

Fiscal Year: 2022-2023
Month: April

COUNTY OF GRUNDY SCHOOL DIST 111

| Fund Description | Account Number | Account Description | Revised Budget | Monthly Activity | Pending Activity | Available Funds | Year to Date Activity | Percent of Budget Used |
|------------------|------------------------------|--------------------------------------|----------------|------------------|------------------|-----------------|-----------------------|------------------------|
| Activity Fund | 11 R 1799 0000 70 300 900012 | ACTIVITIES - CLASS OF 2023 | 4,500.00 | 15.76 | 0.00 | 2,033.91 | 2,466.09 | 54.80 |
| Activity Fund | 11 R 1799 0000 70 300 900013 | ACTIVITIES - CLASS OF 2024 | 4,500.00 | 15.76 | 0.00 | -9,434.09 | 13,934.09 | 309.65 |
| Activity Fund | 11 R 1799 0000 70 300 900014 | ACTIVITIES - COMMUNITY GARDEN | 0.00 | 0.00 | | 0.00 | 0.00 | 0.00 |
| Activity Fund | 11 R 1799 0000 70 300 900015 | ACTIVITIES - CULINARY ARTS | 0.00 | 0.00 | | 0.00 | 0.00 | 0.00 |
| Activity Fund | 11 R 1799 0000 70 300 900016 | ACTIVITIES - MOCK TRIAL | 0.00 | 0.00 | | 0.00 | 0.00 | 0.00 |
| Activity Fund | 11 R 1799 0000 70 300 900017 | ACTIVITIES - DREAM | 0.00 | 0.00 | | 0.00 | 0.00 | 0.00 |
| Activity Fund | 11 R 1799 0000 70 300 900018 | ACTIVITIES - FASHION MERCHANDISING | 0.00 | 0.00 | | 0.00 | 0.00 | 0.00 |
| Activity Fund | 11 R 1799 0000 70 300 900019 | ACTIVITIES - FCCLA | 0.00 | 0.00 | | 0.00 | 0.00 | 0.00 |
| Activity Fund | 11 R 1799 0000 70 300 900020 | ACTIVITIES - FFA | 4,000.00 | 0.00 | 0.00 | -342.00 | 4,342.00 | 108.55 |
| Activity Fund | 11 R 1799 0000 70 300 900021 | ACTIVITIES - FRENCH NHS | 0.00 | 0.00 | | 0.00 | 0.00 | 0.00 |
| Activity Fund | 11 R 1799 0000 70 300 900022 | ACTIVITIES - FUTURE BUSINESS LEADERS | 0.00 | 0.00 | | 0.00 | 0.00 | 0.00 |
| Activity Fund | 11 R 1799 0000 70 300 900023 | ACTIVITIES - I.O.T.A. | 0.00 | 0.00 | 0.00 | -285.00 | 285.00 | 0.00 |
| Activity Fund | 11 R 1799 0000 70 300 900024 | ACTIVITIES - INDIAN CLIMBING CLUB | 0.00 | 0.00 | | 0.00 | 0.00 | 0.00 |
| Activity Fund | 11 R 1799 0000 70 300 900025 | ACTIVITIES - INDIAN NATION | 0.00 | 0.00 | | 0.00 | 0.00 | 0.00 |
| Activity Fund | 11 R 1799 0000 70 300 900026 | ACTIVITIES - INT'L CLUB | 5,000.00 | 1,085.00 | 0.00 | 763.95 | 4,236.05 | 84.72 |
| Activity Fund | 11 R 1799 0000 70 300 900027 | ACTIVITIES - INT'L THESPIANS | 8,000.00 | 0.00 | 0.00 | -110.50 | 8,110.50 | 101.38 |
| Activity Fund | 11 R 1799 0000 70 300 900028 | ACTIVITIES - INTERACT | 0.00 | 0.00 | | 0.00 | 0.00 | 0.00 |
| Activity Fund | 11 R 1799 0000 70 300 900029 | ACTIVITIES - INVESTMENT CLUB | 0.00 | 0.00 | | 0.00 | 0.00 | 0.00 |
| Activity Fund | 11 R 1799 0000 70 300 900030 | ACTIVITIES - JUDO | 500.00 | 0.00 | 0.00 | 350.00 | 150.00 | 30.00 |
| Activity Fund | 11 R 1799 0000 70 300 900031 | ACTIVITIES - KALEIDOSOPE | 0.00 | 0.00 | | 0.00 | 0.00 | 0.00 |
| Activity Fund | 11 R 1799 0000 70 300 900032 | ACTIVITIES - MAC | 12,000.00 | 0.00 | 0.00 | 7,039.00 | 4,961.00 | 41.34 |
| Activity Fund | 11 R 1799 0000 70 300 900033 | ACTIVITIES - MATH TEAM | 500.00 | 0.00 | | 500.00 | 0.00 | 0.00 |
| Activity Fund | 11 R 1799 0000 70 300 900034 | ACTIVITIES - MCHS BOOK CLUB | 500.00 | 0.00 | | 500.00 | 0.00 | 0.00 |
| Activity Fund | 11 R 1799 0000 70 300 900035 | ACTIVITIES - MEMORIAL GARDEN | 0.00 | 0.00 | | 0.00 | 0.00 | 0.00 |
| Activity Fund | 11 R 1799 0000 70 300 900036 | ACTIVITIES - MUSICAL | 500.00 | 415.00 | 0.00 | -1,025.00 | 1,525.00 | 305.00 |

175

Revenue Report

Fiscal Year: 2022-2023
Month: April

COUNTY OF GRUNDY SCHOOL DIST 111

| Fund Description | Account Number | Account Description | Revised Budget | Monthly Activity | Pending Activity | Available Funds | Year to Date Activity | Percent of Budget Used |
|------------------|------------------------------|--|----------------|------------------|------------------|-----------------|-----------------------|------------------------|
| Activity Fund | 11 R 1799 0000 70 300 900037 | ACTIVITIES - NEEDY FAMILIES | 7,500.00 | 0.00 | 0.00 | -828.30 | 8,328.30 | 111.04 |
| Activity Fund | 11 R 1799 0000 70 300 900038 | ACTIVITIES - NHS | 5,000.00 | 106.02 | 0.00 | 3,186.75 | 1,813.25 | 36.27 |
| Activity Fund | 11 R 1799 0000 70 300 900039 | ACTIVITIES - ORCHESIS | 2,500.00 | 2,612.29 | 0.00 | -1,562.69 | 4,062.69 | 162.51 |
| Activity Fund | 11 R 1799 0000 70 300 900040 | ACTIVITIES - PAC RESTORATION | 2,500.00 | 172.29 | 0.00 | -1,809.17 | 4,309.17 | 172.37 |
| Activity Fund | 11 R 1799 0000 70 300 900041 | ACTIVITIES - PERCUSSION | 25,000.00 | 1,119.93 | 0.00 | 7,321.92 | 17,678.08 | 70.71 |
| Activity Fund | 11 R 1799 0000 70 300 900042 | ACTIVITIES - GAME CLUB | 500.00 | 0.00 | | 500.00 | 0.00 | 0.00 |
| Activity Fund | 11 R 1799 0000 70 300 900043 | ACTIVITIES - NEWSPAPER | 500.00 | 50.00 | 0.00 | 450.00 | 50.00 | 10.00 |
| Activity Fund | 11 R 1799 0000 70 300 900044 | ACTIVITIES - SADD | 0.00 | 0.00 | | 0.00 | 0.00 | 0.00 |
| Activity Fund | 11 R 1799 0000 70 300 900045 | ACTIVITIES - SCHOLASTIC BOWL | 200.00 | 0.00 | | 200.00 | 0.00 | 0.00 |
| Activity Fund | 11 R 1799 0000 70 300 900046 | ACTIVITIES - SPANISH NHS | 1,500.00 | 0.00 | 0.00 | 1,169.21 | 330.79 | 22.05 |
| Activity Fund | 11 R 1799 0000 70 300 900047 | ACTIVITIES - SPEECH | 40,000.00 | 0.00 | 0.00 | 40,000.00 | 0.00 | 0.00 |
| Activity Fund | 11 R 1799 0000 70 300 900048 | ACTIVITIES - STUDENT COUNCIL | 50,000.00 | 0.00 | 0.00 | -20,190.00 | 70,190.00 | 176 140.38 |
| Activity Fund | 11 R 1799 0000 70 300 900049 | ACTIVITIES - TSA | 3,500.00 | 0.00 | 0.00 | 1,071.20 | 2,428.80 | 69.39 |
| Activity Fund | 11 R 1799 0000 70 300 900050 | ACTIVITIES - UNDERWATER ROBOTIC | 3,500.00 | 0.00 | 0.00 | 1,303.20 | 2,196.80 | 62.77 |
| Activity Fund | 11 R 1799 0000 70 300 900051 | ACTIVITIES - WINTERGUARD | 25,000.00 | 3,156.00 | 0.00 | -3,725.90 | 28,725.90 | 114.90 |
| Activity Fund | 11 R 1799 0000 70 300 900052 | ACTIVITIES - WYSE | 0.00 | 0.00 | | 0.00 | 0.00 | 0.00 |
| Activity Fund | 11 R 1799 0000 70 300 900053 | ACTIVITIES - YEARBOOK | 7,500.00 | 0.00 | 0.00 | 4,663.60 | 2,836.40 | 37.82 |
| Activity Fund | 11 R 1799 0000 70 300 900054 | ACTIVITIES - ALLIES IN DIVERSITY | 500.00 | 0.00 | | 500.00 | 0.00 | 0.00 |
| Activity Fund | 11 R 1799 0000 70 300 900055 | CYBRARY | 0.00 | 0.00 | | 0.00 | 0.00 | 0.00 |
| Activity Fund | 11 R 1799 0000 70 300 900056 | FACULTY POP | 750.00 | 94.57 | 0.00 | -216.54 | 966.54 | 128.87 |
| Activity Fund | 11 R 1799 0000 70 300 900057 | PROJECT INDIAN | 0.00 | 0.00 | | 0.00 | 0.00 | 0.00 |
| Activity Fund | 11 R 1799 0000 70 300 900058 | PROM | 135,000.00 | 132,215.00 | 0.00 | 2,785.00 | 132,215.00 | 97.94 |
| Activity Fund | 11 R 1799 0000 70 300 900059 | SCHOLARSHIP | 50,000.00 | 0.00 | 0.00 | 45,000.00 | 5,000.00 | 10.00 |
| Activity Fund | 11 R 1799 0000 70 300 900060 | ACTIVITIES - DISC GOLF | 1,000.00 | 0.00 | | 1,000.00 | 0.00 | 0.00 |
| Activity Fund | 11 R 1799 0000 70 300 900061 | ACTIVITIES - ASL - AMERICAN SIGN LANGUAGE CLUB/NHS | 2,000.00 | 354.00 | 0.00 | 1,082.55 | 917.45 | 45.87 |
| Activity Fund | 11 R 1799 0000 70 300 900062 | GREEN HOUSE | 2,000.00 | 0.00 | 0.00 | 1,540.00 | 460.00 | 23.00 |

Revenue Report

Fiscal Year: 2022-2023
Month: April

COUNTY OF GRUNDY SCHOOL DIST 111

| Fund Description | Account Number | Account Description | Revised Budget | Monthly Activity | Pending Activity | Available Funds | Year to Date Activity | Percent of Budget Used |
|-------------------------|------------------------------|---|-------------------|-------------------|------------------|-------------------|-----------------------|------------------------|
| Activity Fund | 11 R 1799 0000 70 300 900064 | FOUNDATION SCHOLARSHIP | 0.00 | 0.00 | | 0.00 | 0.00 | 0.00 |
| Activity Fund | 11 R 1799 0000 70 300 900065 | FOUNDATION ASSIST MCHS ATHLETICS/ACTIVITIES | 0.00 | 0.00 | 0.00 | -95.00 | 95.00 | 0.00 |
| Activity Fund | 11 R 1799 0000 70 300 920001 | BAND BOOSTERS | 0.00 | 0.00 | 0.00 | -31,496.91 | 31,496.91 | 0.00 |
| Activity Fund | 11 R 1799 0000 70 300 920002 | CHOIR BOOSTERS | 0.00 | 14,375.85 | 0.00 | -61,455.62 | 61,455.62 | 0.00 |
| 11 - ----- | Activity Fund | CHOIR BOOSTERS | 772,980.00 | 175,998.68 | 1795.00 | -93,571.71 | 864,756.71 | |
| Operations & Maint Fund | 20 R 1110 0000 00 000 000000 | PRIOR YEAR TAXES | 0.00 | 0.00 | | 0.00 | 0.00 | 0.00 |
| Operations & Maint Fund | 20 R 1111 0000 00 000 000000 | GRUNDY CO TAXES | 1,617,481.58 | 0.00 | 0.00 | 59,991.53 | 1,557,490.05 | 96.29 |
| Operations & Maint Fund | 20 R 1112 0000 00 000 000000 | KENDALL CO TAXES | 222,026.16 | 0.00 | 0.00 | 446.77 | 221,579.39 | 99.80 |
| Operations & Maint Fund | 20 R 1113 0000 00 000 000000 | WILL CO TAXES | 1,050,321.58 | 0.00 | 0.00 | 63,144.29 | 987,177.29 | 93.99 |
| Operations & Maint Fund | 20 R 1114 0000 00 000 000000 | GRUNDY CO EDPA SURPLUS | 0.00 | 0.00 | | 0.00 | 0.00 | 0.00 |
| Operations & Maint Fund | 20 R 1122 0000 00 000 000000 | KENDALL CO - EARLY DISTR | 254,878.75 | 0.00 | | 254,878.75 | 0.00 | 0.00 |
| Operations & Maint Fund | 20 R 1123 0000 00 000 000000 | WILL CO - EARLY DISTR | 1,211,411.43 | 0.00 | | 1,211,411.43 | 0.00 | 0.00 |
| Operations & Maint Fund | 20 R 1210 0000 00 000 000000 | MOBILE HOME TAX | 0.00 | 0.00 | | 0.00 | 0.00 | 0.00 |
| Operations & Maint Fund | 20 R 1211 0000 00 000 000000 | GRUNDY CO TORT | 0.00 | 0.00 | | 0.00 | 0.00 | 0.00 |
| Operations & Maint Fund | 20 R 1212 0000 00 000 000000 | KENDALL CO TORT | 0.00 | 0.00 | | 0.00 | 0.00 | 0.00 |
| Operations & Maint Fund | 20 R 1213 0000 00 000 000000 | WILL CO TORT | 0.00 | 0.00 | | 0.00 | 0.00 | 0.00 |
| Operations & Maint Fund | 20 R 1222 0000 00 000 000000 | KENDALL CO TORT-EARLY DIST | 0.00 | 0.00 | | 0.00 | 0.00 | 0.00 |
| Operations & Maint Fund | 20 R 1223 0000 00 000 000000 | WILL CO TORT-EARLY DISTR | 0.00 | 0.00 | | 0.00 | 0.00 | 0.00 |
| Operations & Maint Fund | 20 R 1230 0000 00 000 000000 | CPPRT | 511,921.34 | 64,746.36 | 0.00 | 78,769.68 | 433,151.66 | 84.61 |
| Operations & Maint Fund | 20 R 1290 0000 00 000 000000 | ESCROW PMTS/LIEU OF TAXES | 0.00 | 0.00 | | 0.00 | 0.00 | 0.00 |
| Operations & Maint Fund | 20 R 1311 0000 00 000 000000 | GRUNDY CO LEASE | 0.00 | 0.00 | | 0.00 | 0.00 | 0.00 |
| Operations & Maint Fund | 20 R 1312 0000 00 000 000000 | KENDALL CO LEASE | 0.00 | 0.00 | | 0.00 | 0.00 | 0.00 |
| Operations & Maint Fund | 20 R 1313 0000 00 000 000000 | WILL CO LEASE | 0.00 | 0.00 | | 0.00 | 0.00 | 0.00 |
| Operations & Maint Fund | 20 R 1322 0000 00 000 000000 | KENDALL CO LEASE-EARLY DISTR | 0.00 | 0.00 | | 0.00 | 0.00 | 0.00 |
| Operations & Maint Fund | 20 R 1323 0000 00 000 000000 | WILL CO LEASE-EARLY DISTR | 0.00 | 0.00 | | 0.00 | 0.00 | 0.00 |

177

Revenue Report

Fiscal Year: 2022-2023
Month: April

COUNTY OF GRUNDY SCHOOL DIST 111

| Fund Description | Account Number | Account Description | Revised Budget | Monthly Activity | Pending Activity | Available Funds | Year to Date Activity | Percent of Budget Used |
|------------------------------|------------------------------------|--------------------------------|---------------------|-------------------|------------------|---------------------|-----------------------|------------------------|
| Operations & Maint Fund | 20 R 1510 0000 00 000 000000 | CHECKING INTEREST | 0.00 | 0.00 | | 0.00 | 0.00 | 0.00 |
| Operations & Maint Fund | 20 R 1511 0000 00 000 000000 | INVESTMENT INTEREST | 40,000.00 | 18,733.54 | 0.00 | -103,817.32 | 143,817.32 | 359.54 |
| Operations & Maint Fund | 20 R 1910 0000 00 000 000000 | CLASSROOM RENTAL | 0.00 | 0.00 | | 0.00 | 0.00 | 0.00 |
| Operations & Maint Fund | 20 R 1911 0000 00 000 000000 | BUILDING RENTAL | 10,000.00 | 1,238.00 | 0.00 | -13,877.75 | 23,877.75 | 238.78 |
| Operations & Maint Fund | 20 R 1912 0000 00 000 000000 | FARM LEASE PAYMENTS | 55,000.00 | 0.00 | 0.00 | 7,725.65 | 47,274.35 | 85.95 |
| Operations & Maint Fund | 20 R 1950 0000 00 000 000000 | REFUND OF PRIOR YR EXPENSES | 0.00 | 0.00 | | 0.00 | 0.00 | 0.00 |
| Operations & Maint Fund | 20 R 1991 0000 00 000 000000 | SP ED HOUSING ASSESMENT | 16,500.00 | 0.00 | | 16,500.00 | 0.00 | 0.00 |
| Operations & Maint Fund | 20 R 1996 0000 00 000 000000 | SALE OF CROPS | 0.00 | 0.00 | | 0.00 | 0.00 | 0.00 |
| Operations & Maint Fund | 20 R 1997 0000 00 000 000000 | INSURANCE | 0.00 | 0.00 | | 0.00 | 0.00 | 0.00 |
| Operations & Maint Fund | 20 R 1998 0000 00 000 000000 | SALE OF EQUIPMENT | 0.00 | 0.00 | | 0.00 | 0.00 | 0.00 |
| Operations & Maint Fund | 20 R 1999 0000 00 000 000000 | OTHER-LOCAL SOURCES | 20,000.00 | 0.00 | 0.00 | 7,128.64 | 12,871.36 | 64.36 |
| Operations & Maint Fund | 20 R 1999 2220 00 000 000000 | DIST 111 GROUP MEDICAL REVENUE | 225,000.00 | 20,192.31 | 0.00 | 29,882.51 | 195,117.49 | 86.72 |
| Operations & Maint Fund | 20 R 1999 2230 00 000 000000 | DIST 111 GROUP DENTAL REVENUE | 11,500.00 | 829.97 | 0.00 | 2,438.51 | 9,061.49 | 78.80 |
| Operations & Maint Fund | 20 R 2901 0000 00 000 000000 | GRUNDY CO TIF EXT | 0.00 | 0.00 | | 0.00 | 0.00 | 0.00 |
| Operations & Maint Fund | 20 R 3925 0000 00 000 000000 | SCHOOL MAINTENANCE PROJECTS | 50,000.00 | 0.00 | 0.00 | 0.00 | 50,000.00 | 100.00 |
| Operations & Maint Fund | 20 R 3999 0000 00 000 000000 | OTH GRANTS-IN-AID/STATE SOURCE | 0.00 | 0.00 | | 0.00 | 0.00 | 0.00 |
| Operations & Maint Fund | 20 R 4590 0000 00 000 000000 | COPS GRANT - MINOOKA | 0.00 | 0.00 | | 0.00 | 0.00 | 0.00 |
| Operations & Maint Fund | 20 R 4998 0000 00 000 499801 | ESSER 1 | 0.00 | 0.00 | | 0.00 | 0.00 | 0.00 |
| Operations & Maint Fund | 20 R 4998 0000 00 000 499802 | ESSER II | 281,358.00 | 0.00 | 281358.00 | 0.00 | 0.00 | 0.00 |
| Operations & Maint Fund | 20 R 4998 0000 00 000 499803 | ESSER III | 0.00 | 0.00 | | 0.00 | 0.00 | 0.00 |
| Operations & Maint Fund | 20 R 7110 0000 00 000 000000 | PERM TRANS FROM W/C-ABATEMENT | 0.00 | 0.00 | | 0.00 | 0.00 | 0.00 |
| Operations & Maint Fund | 20 R 7130 0000 00 000 000000 | PERM TRANS AMONG FUNDS | 0.00 | 0.00 | | 0.00 | 0.00 | 0.00 |
| Operations & Maint Fund | 20 R 7900 0000 00 000 000000 | DEBT PROCEEDS | 0.00 | 0.00 | | 0.00 | 0.00 | 0.00 |
| Operations & Maint Fund | 20 R 8410 0000 00 000 000000 | TAXES PLEDGED/PRINC-CAP LEASE | 0.00 | 0.00 | | 0.00 | 0.00 | 0.00 |
| Operations & Maint Fund | 20 R 9601 0000 00 000 000000 | TIF SURPLUS DONATION | 0.00 | 0.00 | | 0.00 | 0.00 | 0.00 |
| 20 - ---- -- -- ----- | Operations & Maint Fund | TIF SURPLUS DONATION | 5,577,398.84 | 105,740.18 | 281358.00 | 1,614,622.69 | 3,681,418.15 | 178 |

Revenue Report

Fiscal Year: 2022-2023
Month: April

COUNTY OF GRUNDY SCHOOL DIST 111

| Fund Description | Account Number | Account Description | Revised Budget | Monthly Activity | Pending Activity | Available Funds | Year to Date Activity | Percent of Budget Used |
|---------------------------------|------------------------------|--------------------------------|----------------|------------------|------------------|-----------------|-----------------------|------------------------|
| Debt Service Fund or Fund Group | 30 R 1110 0000 00 000 000000 | PRIOR YEAR TAXES | 0.00 | 0.00 | | 0.00 | 0.00 | 0.00 |
| Debt Service Fund or Fund Group | 30 R 1111 0000 00 000 000000 | GRUNDY CO TAXES | 3,129,373.96 | 0.00 | 0.00 | -1,550.56 | 3,130,924.52 | 100.05 |
| Debt Service Fund or Fund Group | 30 R 1112 0000 00 000 000000 | KENDALL CO TAXES | 442,045.19 | 0.00 | 0.00 | 889.48 | 441,155.71 | 99.80 |
| Debt Service Fund or Fund Group | 30 R 1113 0000 00 000 000000 | WILL CO TAXES | 1,984,524.07 | 0.00 | 0.00 | 59,528.32 | 1,924,995.75 | 97.00 |
| Debt Service Fund or Fund Group | 30 R 1114 0000 00 000 000000 | GRUNDY CO EPDA SURPLUS | 0.00 | 0.00 | | 0.00 | 0.00 | 0.00 |
| Debt Service Fund or Fund Group | 30 R 1122 0000 00 000 000000 | KENDALL CO - EARLY DISTR | 455,108.94 | 0.00 | | 455,108.94 | 0.00 | 0.00 |
| Debt Service Fund or Fund Group | 30 R 1123 0000 00 000 000000 | WILL CO - EARLY DISTR | 2,163,084.06 | 0.00 | | 2,163,084.06 | 0.00 | 0.00 |
| Debt Service Fund or Fund Group | 30 R 1210 0000 00 000 000000 | MOBILE HOME TAX | 0.00 | 0.00 | | 0.00 | 0.00 | 0.00 |
| Debt Service Fund or Fund Group | 30 R 1290 0000 00 000 000000 | PAYMENT IN LIEU OF TAXES BONDS | 0.00 | 0.00 | | 0.00 | 0.00 | 0.00 |
| Debt Service Fund or Fund Group | 30 R 1301 0000 00 000 000000 | GRUNDY CO LEASE | 0.00 | 0.00 | | 0.00 | 0.00 | 179 0.00 |
| Debt Service Fund or Fund Group | 30 R 1302 0000 00 000 000000 | KENDALL CO LEASE | 0.00 | 0.00 | | 0.00 | 0.00 | 0.00 |
| Debt Service Fund or Fund Group | 30 R 1303 0000 00 000 000000 | WILL CO LEASE | 0.00 | 0.00 | | 0.00 | 0.00 | 0.00 |
| Debt Service Fund or Fund Group | 30 R 1323 0000 00 000 000000 | WILL CO LEASE-EARLY DIST | 0.00 | 0.00 | | 0.00 | 0.00 | 0.00 |
| Debt Service Fund or Fund Group | 30 R 1510 0000 00 000 000000 | CHECKING INTEREST | 0.00 | 0.00 | | 0.00 | 0.00 | 0.00 |
| Debt Service Fund or Fund Group | 30 R 1511 0000 00 000 000000 | INVESTMENT INTEREST | 3,350.00 | 16,521.42 | 0.00 | -166,418.83 | 169,768.83 | 5,067.73 |
| Debt Service Fund or Fund Group | 30 R 1512 0000 00 000 000000 | BOND INTEREST | 0.00 | 0.00 | | 0.00 | 0.00 | 0.00 |
| Debt Service Fund or Fund Group | 30 R 1999 0000 00 000 000000 | OTHER-LOCAL SOURCES | 0.00 | 0.00 | | 0.00 | 0.00 | 0.00 |
| Debt Service Fund or Fund Group | 30 R 2901 0000 00 000 000000 | GRUNDY CO TIF EXT | 0.00 | 0.00 | | 0.00 | 0.00 | 0.00 |
| Debt Service Fund or Fund Group | 30 R 7210 0000 00 000 000000 | PRINCIPAL ON BONDS SOLD | 0.00 | 0.00 | 0.00 | 0.00 | 0.00 | 0.00 |
| Debt Service Fund or Fund Group | 30 R 7210 0000 00 000 000001 | PREMIUM ON BONDS SOLD | 0.00 | 0.00 | 0.00 | 0.00 | 0.00 | 0.00 |
| Debt Service Fund or Fund Group | 30 R 7220 0000 00 000 000000 | PREMIUM ON BONDS SOLD | 0.00 | 0.00 | | 0.00 | 0.00 | 0.00 |

Revenue Report

Fiscal Year: 2022-2023
Month: April

COUNTY OF GRUNDY SCHOOL DIST 111

| Fund Description | Account Number | Account Description | Revised Budget | Monthly Activity | Pending Activity | Available Funds | Year to Date Activity | Percent of Budget Used |
|---------------------------------|----------------------------------|--------------------------------|---------------------|------------------|------------------|---------------------|-----------------------|------------------------|
| Debt Service Fund or Fund Group | 30 R 7230 0000 00 000 000000 | INTEREST ON BONDS SOLD | 0.00 | 0.00 | | 0.00 | 0.00 | 0.00 |
| Debt Service Fund or Fund Group | 30 R 7400 0000 00 000 000000 | TRANS FROM OTHER FUNDS | 0.00 | 0.00 | | 0.00 | 0.00 | 0.00 |
| Debt Service Fund or Fund Group | 30 R 7401 0000 00 000 000000 | TRANS FROM OBM LEASE | 0.00 | 0.00 | | 0.00 | 0.00 | 0.00 |
| Debt Service Fund or Fund Group | 30 R 7500 0000 00 000 000000 | TRANS FROM OTHER FUNDS | 0.00 | 0.00 | | 0.00 | 0.00 | 0.00 |
| Debt Service Fund or Fund Group | 30 R 8990 0000 00 000 000000 | DISCOUNT ON BONDS SOLD | 0.00 | 0.00 | | 0.00 | 0.00 | 0.00 |
| Debt Service Fund or Fund Group | 30 R 8991 0000 00 000 000000 | REFUNDED PRINCIPAL | 0.00 | 0.00 | | 0.00 | 0.00 | 0.00 |
| Debt Service Fund or Fund Group | 30 R 8992 0000 00 000 000000 | REFUNDED INTEREST | 0.00 | 0.00 | | 0.00 | 0.00 | 0.00 |
| Debt Service Fund or Fund Group | 30 R 9601 0000 00 000 000000 | TIF SURPLUS DONATION | 0.00 | 0.00 | | 0.00 | 0.00 | 0.00 |
| 30 - ----- | Debt Service Fund or Fund | TIF SURPLUS DONATION | 8,177,486.22 | 16,521.42 | 0.00 | 2,510,641.41 | 5,666,844.81 | |
| Transportation Fund | 40 R 1110 0000 00 000 000000 | PRIOR YEAR TAXES | 0.00 | 0.00 | | 0.00 | 0.00 | 0.00 |
| Transportation Fund | 40 R 1111 0000 00 000 000000 | GRUNDY CO TAXES | 776,391.16 | 0.00 | 0.00 | 28,795.94 | 747,595.22 | 180 96.29 |
| Transportation Fund | 40 R 1112 0000 00 000 000000 | KENDALL CO TAXES | 95,727.56 | 0.00 | 0.00 | -10,630.55 | 106,358.11 | 111.11 |
| Transportation Fund | 40 R 1113 0000 00 000 000000 | WILL CO TAXES | 504,154.35 | 0.00 | 0.00 | 30,309.24 | 473,845.11 | 93.99 |
| Transportation Fund | 40 R 1114 0000 00 000 000000 | GRUNDY CO EPDA SURPLUS | 0.00 | 0.00 | | 0.00 | 0.00 | 0.00 |
| Transportation Fund | 40 R 1122 0000 00 000 000000 | KENDALL CO-EARLY DISTR | 122,341.80 | 0.00 | | 122,341.80 | 0.00 | 0.00 |
| Transportation Fund | 40 R 1123 0000 00 000 000000 | WILL CO-EARLY DISTR | 581,477.48 | 0.00 | | 581,477.48 | 0.00 | 0.00 |
| Transportation Fund | 40 R 1210 0000 00 000 000000 | MOBILE HOME TAX | 0.00 | 0.00 | | 0.00 | 0.00 | 0.00 |
| Transportation Fund | 40 R 1211 0000 00 000 000000 | GRUNDY CO TORT | 0.00 | 0.00 | | 0.00 | 0.00 | 0.00 |
| Transportation Fund | 40 R 1212 0000 00 000 000000 | KENDALL CO TORT | 0.00 | 0.00 | | 0.00 | 0.00 | 0.00 |
| Transportation Fund | 40 R 1213 0000 00 000 000000 | WILL CO TORT | 0.00 | 0.00 | | 0.00 | 0.00 | 0.00 |
| Transportation Fund | 40 R 1223 0000 00 000 000000 | WILL CO TORT-EARLY DISTR | 0.00 | 0.00 | | 0.00 | 0.00 | 0.00 |
| Transportation Fund | 40 R 1230 0000 00 000 000000 | CPPRT | 0.00 | 0.00 | | 0.00 | 0.00 | 0.00 |
| Transportation Fund | 40 R 1290 0000 00 000 000000 | PAYMENT IN LIEU OF TAXES TRANS | 0.00 | 0.00 | | 0.00 | 0.00 | 0.00 |
| Transportation Fund | 40 R 1442 0000 00 000 000000 | SP ED TRAN OTHER DISTRICT | 0.00 | 0.00 | | 0.00 | 0.00 | 0.00 |
| Transportation Fund | 40 R 1510 0000 00 000 000000 | CHECKING INTEREST | 0.00 | 0.00 | | 0.00 | 0.00 | 0.00 |

Revenue Report

Fiscal Year: 2022-2023
Month: April

COUNTY OF GRUNDY SCHOOL DIST 111

| Fund Description | Account Number | Account Description | Revised Budget | Monthly Activity | Pending Activity | Available Funds | Year to Date Activity | Percent of Budget Used |
|-------------------------|------------------------------|--------------------------------|---------------------|-------------------|------------------|-------------------|-----------------------|------------------------|
| Transportation Fund | 40 R 1511 0000 00 000 000000 | INVESTMENT INTEREST | 1,700.00 | 16,999.33 | 0.00 | -86,780.90 | 88,480.90 | 5,204.76 |
| Transportation Fund | 40 R 1950 0000 00 000 000000 | REFUND OF PRIOR YR EXPENSES | 0.00 | 0.00 | | 0.00 | 0.00 | 0.00 |
| Transportation Fund | 40 R 1998 0000 00 000 000000 | SALE OF EQUIPMENT | 3,000.00 | 0.00 | 0.00 | 2,550.00 | 450.00 | 15.00 |
| Transportation Fund | 40 R 1999 0000 00 000 000000 | OTHER-LOCAL SOURCES | 0.00 | 26,119.63 | 0.00 | -109,113.81 | 109,113.81 | 0.00 |
| Transportation Fund | 40 R 1999 2220 00 000 000000 | DIST 111 GROUP MEDICAL REVENUE | 145,000.00 | 14,587.20 | 0.00 | 15,609.64 | 129,390.36 | 89.23 |
| Transportation Fund | 40 R 1999 2230 00 000 000000 | DIST 111 GROUP DENTAL REVENUE | 5,150.00 | 518.17 | 0.00 | 563.60 | 4,586.40 | 89.06 |
| Transportation Fund | 40 R 2901 0000 00 000 000000 | GRUNDY CO TIF EXT | 0.00 | 0.00 | | 0.00 | 0.00 | 0.00 |
| Transportation Fund | 40 R 3500 0000 00 000 000000 | TRANS - REGULAR REIMB | 150,000.00 | 42,262.80 | 0.00 | 7,556.25 | 142,443.75 | 94.96 |
| Transportation Fund | 40 R 3505 0000 00 000 000000 | TRANS - VOCATIONAL REIMB | 0.00 | 0.00 | | 0.00 | 0.00 | 0.00 |
| Transportation Fund | 40 R 3510 0000 00 000 000000 | TRANS-SPEC ED REIMB | 940,000.00 | 277,813.85 | 0.00 | -32,603.12 | 972,603.12 | 103.47 |
| Transportation Fund | 40 R 3999 0000 00 000 000000 | OTHER RESTRICTED REV STATE | 0.00 | 0.00 | | 0.00 | 0.00 | 0.00 |
| Transportation Fund | 40 R 4999 0000 00 000 000000 | OTHER RESTRICTED REV FEDERAL | 0.00 | 0.00 | | 0.00 | 0.00 | 0.00 |
| Transportation Fund | 40 R 7130 0000 00 000 000000 | PERM TRANS AMONG FUNDS | 0.00 | 0.00 | | 0.00 | 0.00 | 0.00 |
| Transportation Fund | 40 R 7140 0000 00 000 000000 | INT TRANS FROM SITE/CONST | 0.00 | 0.00 | | 0.00 | 0.00 | 0.00 |
| Transportation Fund | 40 R 9601 0000 00 000 000000 | TIF SURPLUS DONATION | 0.00 | 0.00 | | 0.00 | 0.00 | 0.00 |
| 40 - ----- | Transportation Fund | TIF SURPLUS DONATION | 3,324,942.35 | 378,300.98 | 0.00 | 550,075.57 | 2,774,866.78 | 181 |
| I.M.R.F./Soc. Sec. Fund | 50 R 1110 0000 00 000 000000 | PRIOR YEAR TAXES | 0.00 | 0.00 | | 0.00 | 0.00 | 0.00 |
| I.M.R.F./Soc. Sec. Fund | 50 R 1111 0000 00 000 000000 | GRUNDY CO IMRF | 153,401.95 | 0.00 | 0.00 | 5,688.64 | 147,713.31 | 96.29 |
| I.M.R.F./Soc. Sec. Fund | 50 R 1112 0000 00 000 000000 | KENDALL CO IMRF | 21,678.64 | 0.00 | 0.00 | 43.63 | 21,635.01 | 99.80 |
| I.M.R.F./Soc. Sec. Fund | 50 R 1113 0000 00 000 000000 | WILL CO IMRF | 97,723.29 | 0.00 | 0.00 | 3,349.12 | 94,374.17 | 96.57 |
| I.M.R.F./Soc. Sec. Fund | 50 R 1114 0000 00 000 000000 | GRUNDY CO IMRF EDPA SURPLUS | 0.00 | 0.00 | | 0.00 | 0.00 | 0.00 |
| I.M.R.F./Soc. Sec. Fund | 50 R 1122 0000 00 000 000000 | KENDALL CO-EARLY DISTR | 24,751.77 | 0.00 | | 24,751.77 | 0.00 | 0.00 |
| I.M.R.F./Soc. Sec. Fund | 50 R 1123 0000 00 000 000000 | WILL CO-EARLY DISTR | 117,642.50 | 0.00 | | 117,642.50 | 0.00 | 0.00 |
| I.M.R.F./Soc. Sec. Fund | 50 R 1210 0000 00 000 000000 | MOBILE HOME TAX | 0.00 | 0.00 | | 0.00 | 0.00 | 0.00 |
| I.M.R.F./Soc. Sec. Fund | 50 R 1211 0000 00 000 000000 | MOBILE HOME TAX IMRF | 0.00 | 0.00 | | 0.00 | 0.00 | 0.00 |
| I.M.R.F./Soc. Sec. Fund | 50 R 1212 0000 00 000 000000 | MOBILE HOME TAX SOC SEC | 0.00 | 0.00 | | 0.00 | 0.00 | 0.00 |

Revenue Report

Fiscal Year: 2022-2023
Month: April

COUNTY OF GRUNDY SCHOOL DIST 111

| Fund Description | Account Number | Account Description | Revised Budget | Monthly Activity | Pending Activity | Available Funds | Year to Date Activity | Percent of Budget Used |
|-------------------------------------|--------------------------------|----------------------------------|---------------------|------------------|------------------|-------------------|-----------------------|------------------------|
| I.M.R.F./Soc. Sec. Fund | 50 R 1230 0000 00 000 000000 | CPPRT | 263,717.06 | 33,354.18 | 0.00 | 40,578.32 | 223,138.74 | 84.61 |
| I.M.R.F./Soc. Sec. Fund | 50 R 1290 0000 00 000 000000 | PAYMENT IN LIEU OF TAXES IMRF | 0.00 | 0.00 | | 0.00 | 0.00 | 0.00 |
| I.M.R.F./Soc. Sec. Fund | 50 R 1291 0000 00 000 000000 | PAYMENT IN LIEU OF TAXES SOC SEC | 0.00 | 0.00 | | 0.00 | 0.00 | 0.00 |
| I.M.R.F./Soc. Sec. Fund | 50 R 1510 0000 00 000 000000 | CHECKING INTEREST | 0.00 | 0.00 | | 0.00 | 0.00 | 0.00 |
| I.M.R.F./Soc. Sec. Fund | 50 R 1511 0000 00 000 000000 | INVESTMENT INTEREST | 10,000.00 | 5,147.81 | 0.00 | -33,084.87 | 43,084.87 | 430.85 |
| I.M.R.F./Soc. Sec. Fund | 50 R 1511 0000 00 000 000001 | GRUNDY CO SS | 190,862.83 | 0.00 | 0.00 | 7,077.81 | 183,785.02 | 96.29 |
| I.M.R.F./Soc. Sec. Fund | 50 R 1512 0000 00 000 000000 | KENDALL CO SS | 26,962.85 | 0.00 | 0.00 | 54.26 | 26,908.59 | 99.80 |
| I.M.R.F./Soc. Sec. Fund | 50 R 1513 0000 00 000 000000 | WILL CO SS | 122,510.87 | 0.00 | 0.00 | 4,839.33 | 117,671.54 | 96.05 |
| I.M.R.F./Soc. Sec. Fund | 50 R 1514 0000 00 000 000000 | GRUNDY CO SS EDPA SURPLUS | 0.00 | 0.00 | | 0.00 | 0.00 | 0.00 |
| I.M.R.F./Soc. Sec. Fund | 50 R 1522 0000 00 000 000000 | KENDALL CO SS-EARLY DISTR | 29,919.73 | 0.00 | | 29,919.73 | 0.00 | 0.00 |
| I.M.R.F./Soc. Sec. Fund | 50 R 1523 0000 00 000 000000 | WILL CO SS-EARLY DISTR | 142,205.30 | 0.00 | | 142,205.30 | 0.00 | 0.00 |
| I.M.R.F./Soc. Sec. Fund | 50 R 1999 0000 00 000 000000 | OTHER-LOCAL SOURCES | 0.00 | 0.00 | | 0.00 | 0.00 | 182 |
| I.M.R.F./Soc. Sec. Fund | 50 R 2901 0000 00 000 000000 | GRUNDY CO IMRF TIF | 0.00 | 0.00 | | 0.00 | 0.00 | 0.00 |
| I.M.R.F./Soc. Sec. Fund | 50 R 2902 0000 00 000 000000 | GRUNDY CO SS TIF | 0.00 | 0.00 | | 0.00 | 0.00 | 0.00 |
| I.M.R.F./Soc. Sec. Fund | 50 R 9601 0000 00 000 000000 | TIF SURPLUS DONATION | 0.00 | 0.00 | | 0.00 | 0.00 | 0.00 |
| 50 - ----- | I.M.R.F./Soc. Sec. Fund | TIF SURPLUS DONATION | 1,201,376.79 | 38,501.99 | 0.00 | 343,065.54 | 858,311.25 | |
| Capital Projects Fund or Fund Group | 60 R 1291 0000 00 000 000000 | FACILITIES IMPACT FEES | 150,000.00 | 30,794.00 | 0.00 | 88,684.45 | 61,315.55 | 40.88 |
| Capital Projects Fund or Fund Group | 60 R 1292 0000 00 000 000000 | SCHOOL SITE FEES | 25,000.00 | 38,030.91 | 0.00 | -24,871.47 | 49,871.47 | 199.49 |
| Capital Projects Fund or Fund Group | 60 R 1510 0000 00 000 000000 | CHECKING INTEREST | 0.00 | 0.00 | | 0.00 | 0.00 | 0.00 |
| Capital Projects Fund or Fund Group | 60 R 1511 0000 00 000 000000 | INVESTMENT INTEREST | 8,000.00 | 35,534.40 | 0.00 | -133,183.98 | 141,183.98 | 1,764.80 |
| Capital Projects Fund or Fund Group | 60 R 1520 0000 00 000 000000 | GAIN/LOSS ON INVESTMENTS | 0.00 | 0.00 | | 0.00 | 0.00 | 0.00 |
| Capital Projects Fund or Fund Group | 60 R 1930 0000 00 000 000000 | IMPACT FEES | 10,000.00 | 0.00 | 0.00 | 7,263.51 | 2,736.49 | 27.36 |
| Capital Projects Fund or Fund Group | 60 R 1997 0000 00 000 000000 | Insurance | 0.00 | 0.00 | 0.00 | -1,066,064.73 | 1,066,064.73 | 0.00 |
| Capital Projects Fund or Fund Group | 60 R 1999 0000 00 000 000000 | OTHER-LOCAL SOURCES | 0.00 | 0.00 | 0.00 | -3,995.00 | 3,995.00 | 0.00 |
| Capital Projects Fund or Fund Group | 60 R 2901 0000 00 000 000000 | GRUNDY CO EDUCATION TIF | 0.00 | 0.00 | 0.00 | -900,000.00 | 900,000.00 | 0.00 |

Revenue Report

Fiscal Year: 2022-2023
Month: April

COUNTY OF GRUNDY SCHOOL DIST 111

| Fund Description | Account Number | Account Description | Revised Budget | Monthly Activity | Pending Activity | Available Funds | Year to Date Activity | Percent of Budget Used |
|-------------------------------------|---------------------------------|---------------------------------------|---------------------|-------------------|------------------|----------------------|-----------------------|------------------------|
| Capital Projects Fund or Fund Group | 60 R 4590 0000 00 000 000000 | COPS GRANT - CHANNAHON | 0.00 | 0.00 | | 0.00 | 0.00 | 0.00 |
| Capital Projects Fund or Fund Group | 60 R 4998 0000 00 000 499803 | ESSER III | 505,268.00 | 0.00 | 0.00 | 505,268.00 | 0.00 | 0.00 |
| Capital Projects Fund or Fund Group | 60 R 7110 0000 00 000 000000 | PERM TRANS FROM W/C- ABATEMENT | 7,000,000.00 | 0.00 | 0.00 | 0.00 | 7,000,000.00 | 100.00 |
| Capital Projects Fund or Fund Group | 60 R 7210 0000 00 000 000000 | PRINCIPAL ON BONDS SOLD | 0.00 | 0.00 | | 0.00 | 0.00 | 0.00 |
| Capital Projects Fund or Fund Group | 60 R 7800 0000 00 000 000000 | TRANS FROM OTHER FUNDS | 0.00 | 0.00 | | 0.00 | 0.00 | 0.00 |
| 60 - ----- | Capital Projects Fund or | TRANS FROM OTHER | 7,698,268.00 | 104,359.31 | 0.00 | -1,526,899.22 | 9,225,167.22 | |
| Working Cash Fund | 70 R 1110 0000 00 000 000000 | PRIOR YEAR TAXES | 0.00 | 0.00 | | 0.00 | 0.00 | 0.00 |
| Working Cash Fund | 70 R 1111 0000 00 000 000000 | GRUNDY CO TAXES | 323,496.32 | 0.00 | 0.00 | 11,998.31 | 311,498.01 | 96.29 |
| Working Cash Fund | 70 R 1112 0000 00 000 000000 | KENDALL CO TAXES | 44,405.24 | 0.00 | 0.00 | 89.37 | 44,315.87 | 99.80 |
| Working Cash Fund | 70 R 1113 0000 00 000 000000 | WILL CO TAXES | 210,064.31 | 0.00 | 0.00 | 12,628.84 | 197,435.47 | 93.99 |
| Working Cash Fund | 70 R 1114 0000 00 000 000000 | GRUNDY CO EDPA SURPLUS | 0.00 | 0.00 | | 0.00 | 0.00 | 183 |
| Working Cash Fund | 70 R 1122 0000 00 000 000000 | KENDALL CO-EARLY DISTR | 50,975.75 | 0.00 | | 50,975.75 | 0.00 | 0.00 |
| Working Cash Fund | 70 R 1123 0000 00 000 000000 | WILL CO-EARLY DISTR | 242,282.29 | 0.00 | | 242,282.29 | 0.00 | 0.00 |
| Working Cash Fund | 70 R 1210 0000 00 000 000000 | MOBILE HOME TAX | 0.00 | 0.00 | | 0.00 | 0.00 | 0.00 |
| Working Cash Fund | 70 R 1230 0000 00 000 000000 | CPPRT | 0.00 | 0.00 | | 0.00 | 0.00 | 0.00 |
| Working Cash Fund | 70 R 1290 0000 00 000 000000 | PAYMENT IN LIEU OF TAXES WORKING CASH | 0.00 | 0.00 | | 0.00 | 0.00 | 0.00 |
| Working Cash Fund | 70 R 1510 0000 00 000 000000 | CHECKING INTEREST | 0.00 | 0.00 | | 0.00 | 0.00 | 0.00 |
| Working Cash Fund | 70 R 1511 0000 00 000 000000 | INVESTMENT INTEREST | 100,000.00 | 37,058.48 | 0.00 | -162,402.69 | 262,402.69 | 262.40 |
| Working Cash Fund | 70 R 1960 0000 00 000 000000 | TIF SURPLUS DONATION | 0.00 | 0.00 | | 0.00 | 0.00 | 0.00 |
| Working Cash Fund | 70 R 1999 0000 99 000 000000 | OTHER-LOCAL SOURCES | 0.00 | 0.00 | | 0.00 | 0.00 | 0.00 |
| Working Cash Fund | 70 R 2901 0000 00 000 000000 | GRUNDY CO TIF EXT | 0.00 | 0.00 | | 0.00 | 0.00 | 0.00 |
| Working Cash Fund | 70 R 7210 0000 00 000 000000 | PRIN ON BONDS SOLD | 0.00 | 0.00 | | 0.00 | 0.00 | 0.00 |
| Working Cash Fund | 70 R 7220 0000 00 000 000000 | PREMIUM ON BONDS SOLD | 0.00 | 0.00 | | 0.00 | 0.00 | 0.00 |
| Working Cash Fund | 70 R 8110 0000 00 000 000000 | ABATEMENT OF W/C FUND | 0.00 | 0.00 | | 0.00 | 0.00 | 0.00 |
| 70 - ----- | Working Cash Fund | ABATEMENT OF W/C FUND | 971,223.91 | 37,058.48 | 0.00 | 155,571.87 | 815,652.04 | |
| Tort Immunity and Judgment Fund | 80 R 1110 0000 00 000 000000 | PRIOR YEAR TAXES | 0.00 | 0.00 | | 0.00 | 0.00 | 0.00 |

Revenue Report

Fiscal Year: 2022-2023
Month: April

COUNTY OF GRUNDY SCHOOL DIST 111

| Fund Description | Account Number | Account Description | Revised Budget | Monthly Activity | Pending Activity | Available Funds | Year to Date Activity | Percent of Budget Used |
|---------------------------------|-----------------------------------|------------------------------------|---------------------|------------------|------------------|-------------------|-----------------------|------------------------|
| Tort Immunity and Judgment Fund | 80 R 1111 0000 00 000 000000 | GRUNDY CO TORT | 439,696.19 | 0.00 | 0.00 | 16,304.97 | 423,391.22 | 96.29 |
| Tort Immunity and Judgment Fund | 80 R 1112 0000 00 000 000000 | KENDALL CO TORT | 62,114.03 | 0.00 | 0.00 | 124.98 | 61,989.05 | 99.80 |
| Tort Immunity and Judgment Fund | 80 R 1113 0000 00 000 000000 | WILL CO TORT | 278,829.95 | 0.00 | 0.00 | 8,343.37 | 270,486.58 | 97.01 |
| Tort Immunity and Judgment Fund | 80 R 1114 0000 00 000 000000 | GRUNDY CO TORT EDPA SURPLUS | 0.00 | 0.00 | | 0.00 | 0.00 | 0.00 |
| Tort Immunity and Judgment Fund | 80 R 1122 0000 00 000 000000 | KENDALL CO TORT-EARLY DISTR | 78,879.28 | 0.00 | | 78,879.28 | 0.00 | 0.00 |
| Tort Immunity and Judgment Fund | 80 R 1123 0000 00 000 000000 | WILL CO TORT-EARLY DISTR | 374,904.75 | 0.00 | | 374,904.75 | 0.00 | 0.00 |
| Tort Immunity and Judgment Fund | 80 R 1210 0000 00 000 000000 | MOBILE HOME TAX | 0.00 | 0.00 | | 0.00 | 0.00 | 0.00 |
| Tort Immunity and Judgment Fund | 80 R 1290 0000 00 000 000000 | PAYMENT IN LIEU OF TAXES LIABILITY | 0.00 | 0.00 | | 0.00 | 0.00 | 0.00 |
| Tort Immunity and Judgment Fund | 80 R 1510 0000 00 000 000000 | CHECKING INTEREST | 0.00 | 0.00 | | 0.00 | 0.00 | 0.00 |
| Tort Immunity and Judgment Fund | 80 R 1511 0000 00 000 000000 | INVESTMENT INTEREST | 1,500.00 | 8,612.63 | 0.00 | -49,190.46 | 50,690.46 | 184,379.36 |
| Tort Immunity and Judgment Fund | 80 R 1960 0000 00 000 000000 | TIF SURPLUS DONATION | 0.00 | 0.00 | | 0.00 | 0.00 | 0.00 |
| Tort Immunity and Judgment Fund | 80 R 1999 0000 00 000 000000 | OTHER-LOCAL SOURCES | 0.00 | 0.00 | 0.00 | 0.00 | 0.00 | 0.00 |
| Tort Immunity and Judgment Fund | 80 R 1999 2220 00 000 000000 | DIST 111 GROUP MEDICAL REVENUE | 120,000.00 | 10,075.08 | 0.00 | 30,961.54 | 89,038.46 | 74.20 |
| Tort Immunity and Judgment Fund | 80 R 1999 2230 00 000 000000 | DIST 111 GROUP DENTAL REVENUE | 2,600.00 | 197.19 | 0.00 | 677.24 | 1,922.76 | 73.95 |
| Tort Immunity and Judgment Fund | 80 R 2901 0000 00 000 000000 | GRUNDY CO TIF EXT | 0.00 | 0.00 | | 0.00 | 0.00 | 0.00 |
| Tort Immunity and Judgment Fund | 80 R 4008 0000 00 000 000000 | COPS GRANT CHANNAHON | 0.00 | 0.00 | | 0.00 | 0.00 | 0.00 |
| Tort Immunity and Judgment Fund | 80 R 4009 0000 00 000 000000 | COPS GRANT MINOOKA | 0.00 | 0.00 | | 0.00 | 0.00 | 0.00 |
| Tort Immunity and Judgment Fund | 80 R 7130 0000 00 000 000000 | TRANS FROM ED TORT | 0.00 | 0.00 | | 0.00 | 0.00 | 0.00 |
| Tort Immunity and Judgment Fund | 80 R 7990 0000 00 000 000000 | TRANS FROM OBM TORT | 0.00 | 0.00 | | 0.00 | 0.00 | 0.00 |
| 80 - ---- - - - - | Tort Immunity and Judgment | TRANS FROM OBM TORT | 1,358,524.20 | 18,884.90 | 0.00 | 461,005.67 | 897,518.53 | |
| Fire Prevention & Safety Fund | 90 R 1110 0000 00 000 000000 | PRIOR YEAR TAXES | 0.00 | 0.00 | | 0.00 | 0.00 | 0.00 |
| Fire Prevention & Safety Fund | 90 R 1111 0000 00 000 000000 | GRUNDY CO TAXES | 323,496.32 | 0.00 | 0.00 | 11,998.31 | 311,498.01 | 96.29 |

Revenue Report

Fiscal Year: 2022-2023
Month: April

COUNTY OF GRUNDY SCHOOL DIST 111

| Fund Description | Account Number | Account Description | Revised Budget | Monthly Activity | Pending Activity | Available Funds | Year to Date Activity | Percent of Budget Used |
|-------------------------------|-------------------------------------|--------------------------------------|----------------------|---------------------|------------------|----------------------|-----------------------|------------------------|
| Fire Prevention & Safety Fund | 90 R 1112 0000 00 000 000000 | KENDALL CO TAXES | 44,405.24 | 0.00 | 0.00 | 89.37 | 44,315.87 | 99.80 |
| Fire Prevention & Safety Fund | 90 R 1113 0000 00 000 000000 | WILL CO TAXES | 210,064.31 | 0.00 | 0.00 | 12,628.84 | 197,435.47 | 93.99 |
| Fire Prevention & Safety Fund | 90 R 1114 0000 00 000 000000 | GRUNDY CO EDPA SURPLUS | 0.00 | 0.00 | | 0.00 | 0.00 | 0.00 |
| Fire Prevention & Safety Fund | 90 R 1122 0000 00 000 000000 | KENDALL CO-EARLY DISTR | 50,975.75 | 0.00 | | 50,975.75 | 0.00 | 0.00 |
| Fire Prevention & Safety Fund | 90 R 1123 0000 00 000 000000 | WILL CO-EARLY DISTR | 242,282.29 | 0.00 | | 242,282.29 | 0.00 | 0.00 |
| Fire Prevention & Safety Fund | 90 R 1210 0000 00 000 000000 | MOBIL HOME TAX | 0.00 | 0.00 | | 0.00 | 0.00 | 0.00 |
| Fire Prevention & Safety Fund | 90 R 1290 0000 00 000 000000 | PAYMENT IN LIEU OF TAXES FIRE SAFETY | 0.00 | 0.00 | | 0.00 | 0.00 | 0.00 |
| Fire Prevention & Safety Fund | 90 R 1510 0000 00 000 000000 | CHECKING INTEREST | 0.00 | 0.00 | | 0.00 | 0.00 | 0.00 |
| Fire Prevention & Safety Fund | 90 R 1511 0000 00 000 000000 | INVESTMENT INTEREST | 1,500.00 | 11,102.10 | 0.00 | -51,495.14 | 52,995.14 | 3,533.01 |
| Fire Prevention & Safety Fund | 90 R 1960 0000 00 000 000000 | TIF SURPLUS DONATION | 0.00 | 0.00 | | 0.00 | 0.00 | 0.00 |
| Fire Prevention & Safety Fund | 90 R 1999 0000 00 000 000000 | OTHER-LOCAL SOURCES | 0.00 | 0.00 | | 0.00 | 0.00 | 0.00 |
| Fire Prevention & Safety Fund | 90 R 2901 0000 00 000 000000 | GRUNDY CO TIF EXT | 0.00 | 0.00 | | 0.00 | 0.00 | 0.00 |
| Fire Prevention & Safety Fund | 90 R 7210 0000 00 000 000000 | PRIN ON BONDS SOLD | 0.00 | 0.00 | | 0.00 | 0.00 | 0.00 |
| Fire Prevention & Safety Fund | 90 R 7220 0000 00 000 000000 | PREMIUM ON BONDS SOLD | 0.00 | 0.00 | | 0.00 | 0.00 | 0.00 |
| 90 - ----- | Fire Prevention & Safety | PREMIUM ON BONDS SOLD | 872,723.91 | 11,102.10 | 0.00 | 266,479.42 | 606,244.49 | 185 |
| Grand Totals: | | | 71,570,291.91 | 2,703,467.23 | 333940.45 | 14,058,442.23 | 57,177,909.23 | |



MINOOKA

COMMUNITY HIGH SCHOOL

District #111 mchs.net

*Mission: Strengthen **M**astery, **C**ollaboration, **H**igh Expectations, and **S**uccess for All Students.*

Date: 05/01/2023

RE: South Campus Intercom System Replacement

Attached is a quote from ITR for a replacement intercom system at the South Campus. The Assistant Principals, Deans, and I have discussed the numerous issues that we are experiencing with our current intercom system that was installed when the building was first built. The system itself has been “end of life” since 2016 which has forced us to contact ITR to purchase refurbished replacement parts to keep the system working properly. These issues mimic the same problems that we had with our dated intercom system at the Central Campus before replacing it in 2020. In addition, we have determined that South Campus had call and cancel buttons installed originally with the building. This is no longer the industry standard and is deemed unsafe because in emergency situations it should be a single button press for all emergencies without the option to cancel. We believe that this summer would be a great opportunity to replace this system to address all of the needs for our South Campus which include:

- The ability for expansion of endpoints
 - Speakers
 - Call Buttons
 - Clocks
- The Hybrid System allows the use of analog or digital endpoints
 - New endpoints can be used
 - Bell Schedules can be scheduled in advance
- Provide an exceptional system for multiple many situations
 - Emergency Announcements
 - R-Lock Notifications
 - Daily Bell Schedule
- Replacement parts are significantly cheaper and easier to purchase

Total Project Cost of \$52,960 with all costs being invoiced to FY 2024 in July.

The installation of this system will occur during the Summer of 2023 and be ready for the 2023-24 School Year.

If the foregoing is acceptable to the Board of Education, the following would be an appropriate motion.

“Motion to approve installation of intercom system from ITR Systems in the total amount of \$52,960”



MINOOKA

COMMUNITY HIGH SCHOOL

District #111 mchs.net

*Mission: Strengthen **M**astery, **C**ollaboration, **H**igh Expectations, and **S**uccess for All Students.*

05/03/2023

RE: Desktop Lab Purchase for Rooms 128, 132, and 197

Attached is a quote from Trafera for 90 computer desktops that would replace the devices in 3 labs at South and Central Campuses (Room S-128, S-132, C-197). The current machines have reached the end of their life cycle (6+ years) and we are proposing to replace them with desktops that are up to date for the CTE, Art., and yearbook classes. These machines will be dramatically smaller in size to allow for more space on the desks and more powerful to provide adequate performance over the next 4+ years. These classes would use these machines primarily for the Adobe Acrobat Suites (Photoshop, Lightroom, etc.) and any specialized software that can't be installed on a chromebook. In working with Trafera, we were able to produce the following quote after looking at multiple brands of machines as well as ensuring a proper warranty on the devices:

90 - Dell Optiplex 7000 business micro

- Intel Core i5 12500T Processor
- 32 GB RAM
- 512 GB SSD
- 3 Year Trafera Warranty

Total Project Cost of \$80,910 with leasing from American Capital at \$22,072.10 per year over four years.

The installation of these devices will be in the labs 128 and 132 at South, as well as 197 at Central Campus.

If the foregoing is acceptable to the Board of Education, the following would be an appropriate motion.

“Motion to approve purchase of Dell Desktop computers from Trafera in the total amount of \$80,910”



MINOOKA COMMUNITY HIGH SCHOOL DISTRICT #111

Overnight Field Trip Request

Name of Organization Choir Date Submitted April 14, 2023
 Name of Advisor/Coach Randy Benware
 Destination Oahu, Hawaii
 Date of Trip March 21 - March 26, 2024
 Qualified for Competition _____ Annual Trip (every other year) Yes

Purpose of Trip: (Benefit to Students)

This tour opportunity for our concert choir and Women's Chorale will be enriching for our students as they will have the opportunity to sing at some famous historical sites, churches, and workshops at a university. They will be able to experience Hawaii's multi cultural heritage and unique geological history, as well as enjoy the beautiful landscape and hospitality of the island. The goal of doing our best performances and representing Minooka Comm. High School with grace, dignity and honor will be at the forefront of our trip. To have the students grow closer together as they bond and experience this once in a lifetime trip will also be a huge priority.

2 School days out of Class
48 Number of Students traveling Male 10 Female 38

Supervision:

(Staff members need professional leave form)

MCHS Staff (names): Randy Benware

Type 75: Y Name Dr. Robert Schiffbauer or Hillary Holden
 N Reason why not necessary _____

Chaperones:

| Name of Chaperone | Relationship to program (Volunteer/parent or other) | District CBI on file (Background Check Y or N) | Paying for trip: (P) Program (D) District (C) Chaperone |
|------------------------|---|--|---|
| <u>Kathy Frost</u> | <u>Volunteer-Accompanist</u> | <u>Y</u> | <u>P</u> |
| <u>TBD - in August</u> | <u>Parent</u> | | <u>C</u> |
| <u>TBD - in August</u> | <u>Parent</u> | | <u>C</u> |
| <u>TBD - in August</u> | <u>Parent</u> | | <u>C</u> |
| <u>TBD - in August</u> | <u>Parent</u> | | <u>C</u> |
| <u>TBD - in August</u> | <u>Parent</u> | | <u>C</u> |
| <u>TBD - in August</u> | <u>Parent</u> | | <u>C</u> |



MINOOKA COMMUNITY HIGH SCHOOL DISTRICT #111

Overnight Field Trip Request

Required Documentation to be attached with request: (v) if completed or (n/a) if does not apply

- Professional Leave Form
- Blank Student Permission Form
- Copy of Driver's License
- Transportation Request *(when times are solidified)*
- List of Students *(once students commit to tour)*
- Trip Itinerary / Agenda

District Transportation Required:

School Bus Yes Number required 2
 Van _____ Number required _____
 Driver 1. _____ 2. _____
(Copy of Driver's License Necessary) (Copy of Driver's License Necessary)

Van/Bus Schedule departure time and campus: Minooka Van/Bus Other _____

Bus Transport to and from airport

Date of Departure TBD Time of Departure _____ South or Central
 Date of Return TBD Time of Return _____ South or Central

Departure Flight Information:

Date: TBD Airport: TBD Airline: TBD
 Flight number: TBD Scheduled departure: TBD

Arrival Flight Information:

Date: TBA Airport: TBD Airline: TBD
 Flight number: TBD Scheduled arrival: TBD

Lodging Information:

Hotel/Lodging Name: Options listed in packet - To be determined
 Address: _____
 Phone: _____ Fax: _____

Confirmation Number: _____

Name of Person Making Reservation: Mauri McLean - Music Celebrations International



MINOOKA COMMUNITY HIGH SCHOOL DISTRICT #111

Overnight Field Trip Request

Cost of Trip: \$2,690.00

Itemized District Cost:

| Number | Item | Unit/Cost | # of Days | Total per Item |
|--------|-------------------|-----------|--------------|----------------|
| | Lodging | | | |
| | Meal | | | |
| | Parking | | | |
| | Travel | | | |
| | Miles: | | | |
| | Driver round trip | | | |
| | | | | |
| | | | | |
| | | | | |
| | | | Total | \$0.00 |

Itemized Organizational Cost:

| Number | Item | Unit/Cost | # of Days | Total per Item |
|----------|--------------|----------------|--------------|----------------|
| | Lodging | | | |
| <u>4</u> | Meals-Lunch | <u>\$10.00</u> | <u>4</u> | <u>\$40.00</u> |
| | Registration | | | |
| | Parking | | | |
| | Travel | | | |
| | | | | |
| | | | | |
| | | | | |
| | | | | |
| | | | | |
| | | | Total | \$0.00 |

Recommendation [Signature] Approved Not Approved _____ Date 4/17/23

Principal's Recommendation _____ Approved _____ Not Approved _____ Date _____

Superintendent Approval _____ Date: _____

Athletic/Activities Department Leave Request

Directions: Please complete this form when leave is requested during the school day.

Note: All required information/documentation concerning a clinic must be included before request will be forwarded for review.

Name of Coach/Sponsor: Randy Benware

Date Submitted: April 14, 2023

Athletic Event/Clinic: Spring Choir Tour 2024

Date(s): March 21, March 22, 2024

Location: Oahu, Hawaii

Will a substitute be required? Yes No Hours: A-Day + B-Day

Registration and back-up Material/Information Attached: Yes No Please explain: _____

Comments or Additional Information

Coach's/Sponsor's Signature Randy Benware

Athletic/Activity Director's Signature: _____

Assistant Principal _____

The Honorable
Rick Blangiardi
Mayor of Honolulu

together with

Music Celebrations International

cordially invites the

Minooka Community
High School Choirs

to be a representative of

Illinois

in performance at the

2024 National Festival of the States
Oahu, Hawai`i



MUSIC
CELEBRATIONS
INTERNATIONAL



National Festival
of the States



Music Celebrations International, L.L.C.

1440 S. Priest Drive, Suite 102, Tempe, AZ 85281-6954
(480) 894.3330 (800) 395.2036 Fax (480) 894.5137
info@musiccelebrations.com

March 28, 2023

Randy Benware, Choir Director
Minooka High School
301 So. Wabena Avenue
Minooka, IL 60447

Dear Mr. Benware,

Music Celebrations International extends an official invitation to the **MINOOKA COMMUNITY HIGH SCHOOL CHOIRS** to participate in the **2024 NATIONAL FESTIVAL OF THE STATES** concert series in **OAHU, HAWAII**. 2024 marks the **83RD ANNIVERSARY OF THE ATTACK ON PEARL HARBOR**. Performing at the *Pearl Harbor Memorial Visitors Center* and standing on the deck of the *USS Missouri* ("Mighty Mo"), where General Douglas MacArthur and the Japanese signed "The Instrument of Formal Surrender", will be a significant experience for every musician and traveler.


Hawai'i is famous for its perfect weather and exquisite beaches. But here, visitors experience more than a tropical paradise. Hawaii's multicultural heritage and unique geological history have joined to create a social environment characterized by hospitality and generosity, known the world over as the "aloha spirit."

The quality of your performances is of the utmost importance! Performance venues in the concert series range in locations from the standard public venues to auditoriums, exchange concerts, churches and memorials. Schedules permitting, we can arrange workshops with well-known clinicians, and faculty members from the most prestigious music conservatories and universities in the area who specialize in working with groups like yours.

Music Celebrations International personnel have been organizing concert tours of exceptional quality throughout the world for over 30 years. Our professional and experienced staff will handle all of your travel arrangements and accommodations down to the last detail. Rest assured that the prices we offer cover the cost of everything that will enable your group to have a successful and memorable concert tour experience.

I am very excited about the musical stimulation this tour will undoubtedly provide — just the kinds of experiences that raise the level of musicianship and dedication to the performing arts for all participants. This is the life-changing focus of Music Celebrations! Please call on us for any reason. We look forward to associating with you in this special performance opportunity.

Sincerely yours,



John P. Wiscombe
President

Minooka Community High School Choirs

National Festival of the States Honolulu, Hawai'i

(5 nights / 6 days)

Day 1

(D)

Arrive at Honolulu International Airport
Meet your Tour Manager, who will escort you through the duration of your activities
Transfer to your Waikiki hotel for check-in
Evening Welcome Pizza Party and overnight

Day 2



(B,D)

Breakfast at the hotel
Travel out to Oahu's most famous landmark, Diamond Head, and experience the exhilarating climb to the summit. An expert guide will direct you up to the 763 ft. summit for a spectacular panoramic view
Lunch, on own
Head back to the hotel for some time at leisure. You have the afternoon to enjoy a sailing adventure, surf lesson or to relax on the beach
Evening scavenger hunt through Waikiki that will provide knowledge of its history and culture. You'll be separated into teams with chaperones (who must participate), given a treasure map, a clue sheet, and a dinner allowance
Return to your hotel for overnight

Day 3

(B,L,D)

Breakfast at the hotel
Depart for Pearl Harbor and the USS Arizona Memorial. Today you will learn one of our country's most valuable history lessons - how men and women gave their lives on December 7, 1941 "The Day of Infamy"
Eat lunch under the shade of Monkey Pod Trees. During lunch, you will have an educational presentation by a WWII Historian
Performance at the Pacific Historic Parks Visitor Center
After your performance, gather for an uplifting flag folding ceremony
Panoramic drive including The National Cemetery of the Pacific (Punchbowl), Washington Place which is the Governor's Mansion, the State Capitol Building, Iolani Palace and the King Kamehameha Statue
Evening Japanese style dinner. Watch as your Teppanyaki Chef prepares Japanese Steakhouse beef and chicken for you to enjoy
Return to the hotel for an evening on your own



Day 4

(B,D)

Breakfast at the hotel

Morning Eastern Shores Island Tour will start around Diamond Head and into the Beverly Hills of Hawaii, continuing to the Blowhole - where water can spout hundreds of feet in the air - and then to the Pali Lookout, where wind can blow so strong you can almost fly

Lunch, on own

Afternoon at leisure for sightseeing, shopping or time at the beach

Attend an Authentic Hawaiian Luau where you will be doing the hula, enjoying traditional Hawaiian foods, music, and entertainment

Return to the hotel for overnight



Day 5

(B,D)

Breakfast at the hotel

Hang Loose Hawaiian Style. Your Tour Manager can help you arrange activities such as sailing, surf lessons, parasailing, or rainforest waterfall hiking at an additional cost, or you can go shopping or spend time on the beach

Lunch, on own

Performance at Kawaiaha'o Church

Enjoy a beach BBQ dinner as you listen to Hawaiian Ukulele Music

Return to your hotel for overnight



Day 6

(B)

Breakfast at the hotel

Time permitting; morning at leisure for sightseeing, shopping or time to relax on the beach

Changing rooms and optional tours will be available for this day

Transfer to the airport for return flight



This is a very flexible itinerary. Except for confirmed appointments and performances, the places of interest and the sequence of sightseeing might be changed if necessary or desirable. Other types of venues and performing experiences are available and can be discussed with the MCI Performance Manager.

© Music Celebrations International



NATIONAL FESTIVAL OF THE STATES IN HAWAII
MUSIC CELEBRATIONS INTERNATIONAL
Cost Estimate
MINOOKA COMMUNITY HIGH SCHOOL CHOIRS

The following cost estimates for MCI's suggested tour itinerary are based on the number of paying participants in each 54 seat motorcoach. These tour suggestions represent a beginning point for further discussion, customization and negotiation.

| | | <i>50-52</i> <i>Paying</i> <i>(+2 free)</i> | <i>45-49</i> <i>Paying</i> <i>(+2 free)</i> | <i>40-44</i> <i>Paying</i> <i>(+2 free)</i> | <i>35-39</i> <i>Paying</i> <i>(+1 free)</i> | <i>30-34</i> <i>Paying</i> <i>(+1 free)</i> |
|------------------------------------|--|---|---|---|---|---|
| Tour #1 (4 nights / 5 days) | | | | | | |
| Moderate Hotel | Including roundtrip airfare: | \$2,521 | \$2,561 | \$2,590 | \$2,639 | \$2,699 |
| | Land Only (Self-Arranged Airfare) | \$1,426 | \$1,467 | \$1,495 | \$1,544 | \$1,611 |
| Deluxe Hotel | Including roundtrip airfare: | \$2,677 | \$2,717 | \$2,747 | \$2,796 | \$2,862 |
| | Land Only (Self-Arranged Airfare) | \$1,582 | \$1,623 | \$1,652 | \$1,699 | \$1,767 |
| Tour #2 (5 nights / 6 days) | | | | | | |
| Moderate Hotel | Including roundtrip airfare: | \$2,690 | \$2,731 | \$2,761 | \$2,812 | \$2,879 |
| | Land Only (Self-Arranged Airfare) | \$1,595 | \$1,637 | \$1,666 | \$1,718 | \$1,785 |
| Deluxe Hotel | Including roundtrip airfare: | \$2,884 | \$2,925 | \$2,955 | \$2,999 | \$3,074 |
| | Land Only (Self-Arranged Airfare) | \$1,789 | \$1,831 | \$1,860 | \$1,912 | \$1,980 |
| Tour #3 (6 nights / 7 days) | | | | | | |
| Moderate Hotel | Including roundtrip airfare: | \$3,037 | \$3,088 | \$3,129 | \$3,196 | \$3,284 |
| | Land Only (Self-Arranged Airfare) | \$1,942 | \$1,993 | \$2,035 | \$2,099 | \$2,189 |
| Deluxe Hotel | Including roundtrip airfare: | \$3,269 | \$3,320 | \$3,361 | \$3,427 | \$3,516 |
| | Land Only (Self-Arranged Airfare) | \$2,174 | \$2,225 | \$2,267 | \$2,333 | \$2,422 |

Transportation (airfare and/or chartered bus) is priced as of March 22, 2023, and is subject to change.

The costs vary, depending upon the total number of paying participants sharing certain fixed overhead costs which include *chartered motorcoach, Tour Manager, free trips, concert costs*, etc. These costs are based on group payments made by organization check or cash-equivalent to qualify for our lowest discounted prices. If you choose to have MCI handle the accounting and payment processing for each individual on tour, a 5% accounting fee applies.

Please complete your registration on our web portal at <https://portal.musiccelebrations.com> and submit your \$1500 non-refundable deposit to Music Celebrations International so that we can immediately begin work on the logistical and performance arrangements for your concert tour.

WE WILL MATCH OR BEAT ANY OTHER SIMILAR OFFER YOU MAY BE CONSIDERING!

These items are subject to negotiation. For instance, we can re-quote based on less centrally located hotels, eliminate some dinners, eliminate entrance fees, adjust the free trip ratio, etc., to reduce the overall cost.



**NATIONAL FESTIVAL OF THE STATES IN HAWAII
MUSIC CELEBRATIONS INTERNATIONAL
Cost Inclusions & Exclusions
MINOOKA COMMUNITY HIGH SCHOOL CHOIRS**

COST INCLUSIONS

- ❖ **CONCERT ARRANGEMENTS:** All performances and workshops, including necessary clearances or permits, and the following as needed: *For Choirs* – sound equipment for outdoor concerts only (amplification, playback, up to five microphones), keyboard or piano, and choral risers or steps.
- ❖ **CONCERT PROMOTION:** Official recognition, quality concert venues and publicity.
- ❖ **AIRLINE TRANSPORTATION:** Round-trip transportation by scheduled airline carrier from **Chicago, IL**. Air fares are subject to change pending space availability at the time of group booking.
 - Includes up to \$145 for U.S. Government airline taxes, fees and estimated fuel surcharge.
 - **Coach Transportation:** Local coach transfers to all activities listed in the itinerary.
- **ACCOMMODATIONS:** Hotel accommodations, based on quad occupancy. All hotels mentioned in this quote are used as reference only and are subject to availability at group rates at the time of booking. This offer is based on staying at the following accommodations, or similar:

| Moderate Hotel: | | <u><i>OHANA Waikiki East</i></u> | <u><i>Waikiki Resort Hotel</i></u> | <u><i>Aston Waikiki Beach Hotel</i></u> | |
|-----------------------------|-----------------|---|--|---|--------------------------|
| Deluxe Hotel: | | <u><i>Waikiki Beach Marriott Resort & Spa</i></u> | <u><i>Hyatt Regency Waikiki Beach Resort and Spa</i></u> | <u><i>Sheraton Waikiki Hotel</i></u> | |
| | | | <u>Triple Supplement</u> | <u>Double Supplement</u> | <u>Single Supplement</u> |
| Tour #1 (4 nights / 5 days) | Moderate Hotel: | | \$102 | \$306 | \$916 |
| | Deluxe Hotel: | | \$145 | \$435 | \$1,305 |
| Tour #2 (5 nights / 6 days) | Moderate Hotel: | | \$127 | \$381 | \$1,144 |
| | Deluxe Hotel: | | \$181 | \$544 | \$1,631 |
| Tour #3 (6 nights / 7 days) | Moderate Hotel: | | \$152 | \$457 | \$1,373 |
| | Deluxe Hotel: | | \$218 | \$653 | \$1,958 |

- ❖ **MEALS:** Two meals per day (as noted in the Tour itinerary) including breakfast and dinner. **One Deli Style Lunch** is also included at the USS Missouri. Please note that breakfast is not included on day of arrival and dinner is not included on day of departure.
- ❖ **TOUR MANAGEMENT:** One Tour Director who meets the group upon arrival at the hotel and remains until departure to guide all excursions, maximize use of time, and enhance the educational value.
- ❖ **ENTRANCE FEES:** Entrances are included to all sights listed on the Tour itinerary.
- ❖ **T-SHIRTS:** One souvenir Hawaii T-shirt for each participant.
- ❖ **FREE TRIPS:** One free trip (based on double occupancy) for each 20 paying participants; i.e., the 21st, 42nd, etc. participant travels free of charge.
- ❖ **GRATUITIES:** Tips and taxes are paid to Tour Directors, local coach drivers, and hotel personnel.
- ❖ **LIABILITY INSURANCE:** \$3M MCI Tour Liability Insurance coverage. Only MCI arranged services (motorcoach, flights, guides, hotels, etc.) will be covered under MCI's Tour Liability Insurance.
- ❖ **TRAVEL INSURANCE:** Individual travel insurance coverage is included in all MCI programs with MCI arranged airline transportation.
 - Summary of coverage:
 - \$10,000 – Travel Accident
 - \$1,000 – Medical Expense
 - \$300 – Baggage Coverage
 - \$600 – Trip Cancellation/Interruption/Delay



NATIONAL FESTIVAL OF THE STATES IN HAWAI'I
MUSIC CELEBRATIONS INTERNATIONAL
Cost Inclusions & Exclusions
MINOOKA COMMUNITY HIGH SCHOOL CHOIRS

COST EXCLUSIONS

- ❖ Concert programs, if needed.
- ❖ Transportation to and from departure airport.
- ❖ Airline luggage fees.
- ❖ Difference between current and actual costs for airline taxes and the estimated fuel surcharge, if applicable.





MINOOKA COMMUNITY HIGH SCHOOL OVERNIGHT FIELD TRIP PERMISSION FORM

Note to Parents or Guardians: Your signature at the bottom of the form indicates that you have read, understood, and agreed with the contents of the entire form.

SECTION 1 - Trip Information (completed by Coach/Sponsor)

Trip Destination: _____
 Departure Date: _____ Return Date: _____
 Departure Time: _____ Return Time: _____
 Departure Location: _____ Return Location: _____

SECTION 2 - Financial Obligation (completed by Coach/Sponsor)

Financial Cost to Student: _____ Payment Due Date: _____
 Amount Paid: _____ Remaining Balance: _____

SECTION 3 - Student Information (completed by Parents)

Student Name _____ Gender _____
 Student ID # _____ D.O.B. _____
 Address _____ City, St., Zip _____

SECTION 4 - Family and Emergency Contact (completed by Parents)

Father's Name _____ Mother's Name _____
 Contact Number _____ Contact Number _____

In an emergency, when parents cannot be reached, please contact:

Name _____ NUMBER _____

SECTION 5 - Parental Consent (completed by Parents)

I have read the itinerary for the trip. I approve of my child's participation. My child and I have read the trip commitment form, signed and turned it in. I understand that the school has a right to cancel the trip at any time. I understand that the school has the right to rescind participation (cancel the trip) for any disciplinary infraction during the school year including but not limited to grade eligibility or for excessive absences for my child. I understand that Minooka Community High School District 111 is not responsible for purchased services provided by other public or private agencies in conjunction with this trip and the district will not be responsible for making refunds. I understand that I will purchase trip insurance. I understand that if I am a chaperone and my child cannot participate, I will supervise my child directly. I understand that if I am a chaperone and my child requires prescription and non-prescription medication, I will administer medications directly.

Parent/Guardian Name (please print) _____

Parent/Guardian Signature _____ Date: _____

SECTION 6 - Medical Information (completed by Parents)

Physician's Name _____ Office # _____
Address _____
Insurance Provider _____
Policy Holder's Name _____
Policy # _____ Group # _____

Medical Forms

The attached medical forms are necessary and required. The completed medical forms must be returned by _____ or two weeks prior to the event/competition.

- Prescription Medication Form
- Food Allergy Emergency Action Plan & Treatment Authorization
- Self-Administration of Non-Prescription Medicines By Student
- No medication needed (prescription or non-prescription)

Medical - Parent Confirmation

Please sign below confirming that the required Medical Forms have been completed to the best of your knowledge.

Parent/Guardian Name (please print) _____

Parent/Guardian Signature _____ Date: _____

- I will be attending the trip, therefore I will be responsible for handing out my children's medication

SECTION 7 - Head Coach/Activity Sponsor's Verification (completed by Coach/Sponsor)

Medical forms are completed and returned to school Date _____

Staff (Head Coach/Activity Sponsor) Confirmation _____

Signature

**MINOOKA COMMUNITY HIGH SCHOOL DISTRICT #111
SELF-ADMINISTRATION OF NON-PRESCRIPTION MEDICINE BY STUDENT FORM**

The responsibility for administering medication rests with the student's parent(s) or guardian(s).

Parent(s) are requested to inform the school in writing that their child will be self-administering medicine.

The medication will remain in the possession of the student at all times and must not be shared with other students.

The student may not possess at any time a quantity beyond a 48-hour dosage per bottle instructions. If your student requires more than a 48-hour dosage, additional medication must be turned in to the nurse's office two weeks prior to the overnight trip.

The student will be responsible for taking the medication at the proper interval.

New medication form(s) must be completed and submitted each school year.

There will be no other involvement by Minooka Community High School District 111 personnel concerning the self-medication of the student for non-prescription medications.

After reading the above guidelines for *SELF-ADMINISTRATION OF NON-PRESCRIPTION MEDICINE*, I approve that my child be allowed to self-administer his/her own medication.

Complete the boxes below and return to the school nurse's office.

| Name of Medication | Dosage | Frequency |
|--------------------|--------|-----------|
| | | |
| | | |
| | | |
| | | |

Parent/Guardian (Print) _____

Parent/Guardian (Signature) _____

SCHOOL OFFICE/ADMINISTRATION USE ONLY

Nurse's Name _____
Signature _____ Date _____

**MINOOKA COMMUNITY HIGH SCHOOL DISTRICT #111
PRESCRIPTION MEDICINE FORM**

TO BE COMPLETED BY PARENT

Parent(s) Name(s) _____
Home Phone _____ Work Phone _____

A student may not possess at any time a quantity beyond a 48-hour dosage per bottle instructions. If your student requires more than a 48-hour dosage, additional medication must be turned in to the nurse's office two weeks prior to the overnight trip. It is required that the medication be brought to school in its original container or in an appropriately labeled container with the child's name clearly affixed to it. Parent(s)/Guardian(s) need to bring the medication to the nurse's office. This form will become part of your child's health record.

The undersigned releases and holds harmless Minooka Community High School District 111 and its employees from all claims that may arise as a result of action or inaction resulting from the request herein made. It is understood that the parent or guardian accepts full responsibility for the giving of medication. Medication properly labeled shall be placed in the hands of the school. Label(s) must include: dosage, frequency, manner of application, and physician's name.

Parent/Guardian Signature _____ Date _____

TO BE COMPLETED BY PHYSICIAN

Name of Medication _____ Dose _____
Frequency _____
Date of Prescription _____ Discontinue Usage (Date) _____
Type of Illness _____
Why is medication needed? _____
Is this medication necessary to maintain this child in school? Yes _____ No _____
Side effects or special instructions: _____

Physician Signature _____ Date _____

Name of Medication _____ Dose _____
Frequency _____
Date of Prescription _____ Discontinue Usage (Date) _____
Type of Illness _____
Why is medication needed? _____
Is this medication necessary to maintain this child in school? Yes _____ No _____
Side effects or special instructions: _____

Physician Signature _____ Date _____

Name of Medication _____ Dose _____
Frequency _____
Date of Prescription _____ Discontinue Usage (Date) _____
Type of Illness _____
Why is medication needed? _____
Is this medication necessary to maintain this child in school? Yes _____ No _____
Side effects or special instructions: _____
Physician Signature _____ Date _____


Name of Medication _____ Dose _____
Frequency _____
Date of Prescription _____ Discontinue Usage (Date) _____
Type of Illness _____
Why is medication needed? _____
Is this medication necessary to maintain this child in school? Yes _____ No _____
Side effects or special instructions: _____
Physician Signature _____ Date _____


Name of Medication _____ Dose _____
Frequency _____
Date of Prescription _____ Discontinue Usage (Date) _____
Type of Illness _____
Why is medication needed? _____
Is this medication necessary to maintain this child in school? Yes _____ No _____
Side effects or special instructions: _____
Physician Signature _____ Date _____

**MINOOKA COMMUNITY HIGH SCHOOL DISTRICT #111
FOOD ALLERGY EMERGENCY ACTION PLAN & TREATMENT AUTHORIZATION**

Allergy _____

Asthma: Yes No Weight: _____

| | | |
|--|---|---|
| <p>ANY SEVERE SYMPTOMS AFTER SUSPECTED INGESTION: LUNG: Short of breath, wheeze, repetitive cough HEART: Pale, blue, faint, weak pulse, dizzy, confused THROAT: Tight, hoarse, trouble breathing/swallowing MOUTH: Obstructive swelling (tongue) SKIN: Many hives over body</p> <p>Or Combination of symptoms from different body areas:</p> <p>SKIN: Hives, itchy rashes, swelling GUT: Vomiting, crampy pain</p> |  | <p>INJECT EPINEPHRINE IMMEDIATELY</p> <ul style="list-style-type: none"> - Call 911 - Begin monitoring (see below) - Additional medications: - Antihistamine - Inhaler (bronchodilator) if asthma <p>*Inhalers/bronchodilators and antihistamines are not to be depended upon to treat a severe reaction *Anaphylaxis - use Epinephrine</p> <p>**When in doubt, use epinephrine, as symptoms can rapidly become severe.</p> |
|--|---|---|

| | | |
|--|---|---|
| <p>MILD SYMPTOMS ONLY Mouth: Itchy mouth Skin: A few hives around mouth/face, mild itch Gut: Mild nausea/discomfort</p> |  | <p>GIVE ANTIHISTAMINE</p> <ul style="list-style-type: none"> - Stay with the child, alert health care professionals and parent(s). - IF SYMPTOMS PROGRESS (see above), INJECT EPINEPHRINE |
|--|---|---|

Mark an "X" on the line that fits the description.
 If checked, give epinephrine for ANY symptoms if the allergen was likely eaten.
 If checked, give epinephrine before symptoms if the allergen was definitely eaten.

Medication/Doses

Epinephrine (brand and dose): _____

Antihistamine (brand and dose): _____

Other (e.g., inhaler-bronchodilator if asthma): _____

MONITORING: Stay with the child. Tell rescue epinephrine was given. A second dose of epinephrine can be given a few minutes or more after the first if symptoms persist or recur. For a severe reaction, consider keeping the child lying on back with legs raised. Treat the child even if parents cannot be reached.

____ Student may self-carry epinephrine

____ Student may self-administer epinephrine

CONTACTS: Call 911 Rescue Squad: _____

Parent/Guardian: _____ Phone: _____

Name/Relationship: _____ Phone: _____

Name/Relationship: _____ Phone: _____

Licensed Healthcare Provider Signature (required): _____

Phone: _____ Date: _____

I hereby authorize the school district staff members to take action in their judgment may be necessary in supplying emergency medical services consistent with this plan, including the administration of medication to my child. I understand that the Local Governmental and Governmental Employees Tort Immunity Act protects staff members from liability arising from actions consistent with this plan. I also hereby authorize the school district staff members to disclose my child's protected health information to chaperones and other non-employee volunteers at the school or at school or at school events and field trips to the extent necessary for the protection, prevention of an allergic reaction, or emergency treatment of my child and for the implementation of this plan.

Parent/Guardian Signature: _____ Date: _____

PROPOSAL FORM

| <u>Locations</u> | <u>Amounts</u> |
|------------------------------------|----------------|
| Central Campus | \$ 88,650.00 |
| South Campus Hallway | \$ 3,500.00 |
| South Campus Aux Gym | \$ 2,100.00 |
| South Campus Front Building Facade | \$ 8,670.00 |

BIDDER'S FIRM NAME AmCoat Industrial, Inc.

ADDRESS 25257 W. Town Center Cir

CITY/STATE Channahon, IL ZIP 60410

TELEPHONE NUMBER 815-955-9016 FAX #

SIGNED BY  TITLE Project Manager

E-MAIL ADDRESS Joet1180@comcast.net

DUE: Monday, April 18, 2023 @ 10:00 am

RE: Minooka High School

SCOPE OF WORK

Central Campus-Class room painting as indicated in Yellow on the drawing provided.

1. Hand sand classroom walls.
2. Apply two coats of Sherwin William Super Paint Eggshell in color chosen. With three walls being one color and one wall being an accent color.
3. Hand sand hallow metal doors and frames in each classroom.
4. Apply two coats of Sherwin Williams Emerald Urethane Trim Enamel in a color to be chosen.

Lump Sum Price \$88,650

South Campus Hallway

1. Hand sand hallway walls.
2. Apply two coats of Sherwin Williams Super Paint Eggshell to the hallway in a single color to be chosen.

Lump Sum Price \$3,500

South Campus Aux Gym – Accent wall above padding

1. Hand sand wall above padding.
2. Apply two coats of Sherwin Williams Super Paint Eggshell in color chosen to the accent wall above the padding.

Lump Sum Price \$2,100

South Campus Front Building Facade

1. Clean cracks of any loose material.
2. Fill cracks with Adhesives Technology Miracle Bond Repair Epoxy.
3. Prime repaired crack areas.
4. Apply two coats of Sherwin Williams Exterior Super Paint Eggshell in color chosen.

Lump Sum Price \$8,670

CLARIFICATIONS AND EXCEPTIONS:

1. Work at Central Campus is for Classrooms in Yellow only. No corridors are included.
2. Work will be performed on straight time, day shift.
3. Suitable space for material storage and mixing will be provided.
4. Price assumes one mobilization and one demobilization.
5. Pricing is based on drawings provided; additional painting work will be on a T&M basis.
6. Disposal field wastes will be by others. Our forces will clean up to dumpsters provided.
7. This quote does not include a price for Bond.
8. There will be no retention held on this project.

9. Payment will be net 30 days or sooner.
10. Price is subject to negotiation of mutually accepted terms.

We appreciate the opportunity to submit this proposal and look forward to working together on this project. If you have any questions, please feel free to contact me.

Sincerely,

Joe Tyrakowski