



**MINOOKA COMMUNITY HIGH SCHOOL DISTRICT #111
COMMITTEE MEETING
WEDNESDAY, APRIL 12, 2023, 5:30 PM**

The Committee Meeting will be held at the
Central Campus Library
301 South Wabena Avenue
Minooka, Illinois 60447

In order to make a public comment, please sign up 5 minutes prior to Roll Call. The public comment portion of the meeting will be in accordance with Policy 2:230. Please review said policy prior to the Board of Education Meeting.

AGENDA

1. **Call to Order**
2. **Roll Call**
3. **Public Comments**
4. **Discussion**
 - A. Policy
 1. Press Packet 111 3
 2. Student Handbook 51
 - B. B & G
 1. E-Rate Wireless Infrastructure Proposal for South Campus 56
 2. Custodial Bid
 3. Painting Bid
 4. Parking Lot Bid
 - C. Finance
 1. Financial Reports
 - a. Monthly Financial Report 109
 - b. Payment of Bills/Total
 - c. Employee Payroll 120
 - d. Imprest Fund Report/Total 121
 - e. Activity Fund Report 122
 - f. Treasurer's Report (Cash/YTD - Exp/Rev) 129
 2. Pro Motion Contract Renewal 241
 - D. Transportation
 1. New Activity Buses 242
 - E. Personnel
 1. Executive Session - to adjourn the meeting to executive session for discussion

on matters related to the appointment, compensation, discipline, dismissal, employment and performance of specific employees of the District; collective bargaining; Kendall Power Assessment and individual student discipline.

2. Return to Open Session

F. Other

5. **Announcements and Communications**

6. **Adjourn**

3. The President is unable to perform the office's duties.

A vacancy in the Vice Presidency is filled by a special Board election.

Secretary

The Board elects a Secretary for a two-year term. The Secretary may be, but is not required to be, a Board member. The Secretary may receive reasonable compensation as determined by the Board before appointment. However, if the Secretary is a Board member, the compensation shall not exceed \$500 per year, as fixed by the Board at least 180 days before the beginning of the term. The duties of the Secretary are to:

1. Keep minutes for all Board meetings, and keep the verbatim record for all closed Board meetings;
2. Mail meeting notification and agenda to news media who have officially requested copies;
3. Keep records of the Board's official acts, and sign them, along with the President, before submitting them to the Treasurer at such times as the Treasurer may require;
4. Report to the Treasurer on or before July 7, annually, such information as the Treasurer is required to include in the Treasurer's report to the Regional Superintendent;
5. Act as the local election official for the District;
6. Arrange public inspection of the budget before adoption;
7. Publish required notices;
8. Sign official District documents requiring the Secretary's signature; and
9. Maintain Board policy and such other official documents as directed by the Board.

The Secretary may delegate some or all of these duties, except when State law prohibits the delegation. The Board appoints a secretary pro tempore, who may or may not be a Board member, if the Secretary is absent from any meeting or refuses to perform the duties of the office. A permanent vacancy in the office of Secretary is filled by special Board election.

Recording Secretary

The Board may appoint a Recording Secretary who is a staff member. The Recording Secretary shall:

1. Assist the Secretary by taking the minutes for all open Board meetings;
2. Assemble Board meeting material and provide it, along with prior meeting minutes, to Board members before the next meeting; and
3. Perform the Secretary's duties, as assigned, except when State law prohibits the delegation.

In addition, the Recording Secretary or Superintendent receives notification from Board members who desire to attend a Board meeting by video or audio means.

Treasurer

The Treasurer of the Board shall be either a member of the Board who serves a one-year term or a non-Board member who serves at the Board's pleasure. A Treasurer who is a Board member may not be compensated. A Treasurer who is not a Board member may be compensated provided it is established before the appointment. The Treasurer must:

1. Be at least 21 years old;
2. Not be a member of the County Board of School Trustees; and

3. Have a financial background or related experience, or 12 credit hours of college-level accounting.

The Treasurer shall:

1. Furnish a bond, which shall be approved by a majority of the full Board;
2. Maintain custody of school funds;
3. Maintain records of school funds and balances;
4. Prepare a monthly reconciliation report for the Superintendent and Board; and
5. Receive, hold, and expend District funds only upon the order of the Board.

A vacancy in the Treasurer's office is filled by Board appointment.

LEGAL REF.:

~~5 ILCS 120/7 and 420/4A-106.~~

105 ILCS 5/8-1, 5/8-2, 5/8-3, 5/8-6, 5/8-16, 5/8-17, 5/10-1, 5/10-5, 5/10-7, 5/10-8, 5/10-13, 5/10-13.1, 5/10-14, 5/10-16.5, 5/10-21.9, 5/17-1, ~~and 5/21B-85,~~ and 5/22-94.

5 ILCS 120/7, Open Meetings Act.

5 ILCS 420/4A-106, Ill. Governmental Ethics Act.

CROSS REF.: 2:80 (Board Member Oath and Conduct), 2:105 (Ethics and Gift Ban), 2:150 (Committees), 2:210 (Organizational School Board Meeting), 2:220 (School Board Meeting Procedure), 5:30 (Hiring Process and Criteria)

PRESSPlus Comments

PRESSPlus 1. Updated in response to 105 ILCS 5/22-94, amended by P.A. 102-702, eff. 7-1-23, requiring a sexual misconduct related employment history review (EHR) to be initiated prior to hiring an applicant that will have direct contact with children or students. *Direct contact with children or students* is defined as "the possibility of care, supervision, guidance, or control of children or students or routine interaction with children or students." **Issue 111, March 2023**

Document Status: Draft Update - Rewritten

2:210 Organizational School Board Meeting

During a March meeting in odd-numbered years, the School Board establishes a date for its organizational meeting to be held sometime after the election authority canvasses the vote, but within 40 days after the consolidated election. The consolidated election is held on the first Tuesday in April of odd-numbered years. If, however, that date conflicts with the celebration of Passover, the consolidated election is postponed to the first Tuesday following the last day of Passover. At the organizational meeting, the following shall occur:

1. Each successful candidate, before taking his or her seat on the Board, shall take the oath of office as provided in Board policy 2:80, *Board Member Oath and Conduct*.
2. The new Board members shall be seated.
3. The Board shall elect its officers, who assume office immediately upon their election.
4. The Board shall fix a time and date for its regular meetings.

LEGAL REF.:

105 ILCS 5/10-5, 5/10-16, and 5/10-16.5.

10 ILCS 5/2A-1 et seq., Election Code.

CROSS REF.: 2:30 (School District Elections), 2:110 (Qualifications, Term, and Duties of Board Officers), 2:200 (Types of School Board Meetings), 2:220 (School Board Meeting Procedure), 2:230 (Public Participation at School Board Meetings and Petitions to the Board)

Document Status: Draft Update - Rewritten

3:40-E Exhibit - Checklist for the Superintendent Employment Contract Negotiation Process

The School Board hires and employs the Superintendent. The Superintendent shall be in charge of the administration of the schools under the direction of the Board, through its policies. See 105 ILCS 5/10-21.4 and 105 ILCS 5/10-16.7. As an effective employer, the Board must develop and maintain a productive relationship with the Superintendent. See IASB's *Foundational Principles of Effective Governance*, **Principle 3. The board employs a superintendent, at:** www.iasb.com/conference-training-and-events/training/training-resources/foundational-principles-of-effective-governance/. [PRESSPlus1](#)

The foundation for a productive employment relationship begins when the Board identifies the most qualified superintendent candidate (*successful superintendent candidate*) after an established interview process. The Board then extends an offer of employment to the successful superintendent candidate. The employment search process and resulting relationship should consist of mutual respect and a clear understanding of respective roles, responsibilities, and expectations. This relationship should begin with the Board's policy, a thoughtfully crafted employment contract and job description, and procedures for communications and ongoing assessment. See *Principles* at the link above.

Below, the *Checklist for the Superintendent Employment Contract Negotiation Process (Checklist)* provides a column entitled **Superintendent Contract Term Considerations for the Board**. It lists common superintendent employment contract terms and points of consideration for boards to prepare for during the contract formation process. Another column entitled **Explanation, Special Considerations, and Resources** provides extra information about these common superintendent employment contract terms.

The *Checklist* is intended to serve as a resource to educate and guide the Board through the employment contract negotiation process with its successful superintendent candidate. Board members who are educated about the content within the *Checklist* are crucial to successful negotiation processes. An educated contract formation and negotiation process, along with a well-written contract and job description for the Superintendent, all set the foundation for mutual respect and a clear understanding of the Board and Superintendent's respective roles, responsibilities, and expectations. **Important:** This *Checklist* is a resource for contract formation; it is not a list of must have items for a superintendent's employment contract or a basis for a board to re-open contracts currently in effect.

Prior to providing the successful superintendent candidate an offer for employment and contract for review, consideration, and negotiation, consult the Board Attorney about the *Checklist* and the scope of the terms the Board wishes to offer the successful superintendent candidate. The Board and the successful superintendent candidate should expect and encourage the other to seek the advice of their respective attorneys during the employment contract formation process.

Many attorneys agree and best practices suggest that boards and successful superintendent candidates work with their own separate attorneys in an amicable and cooperative manner to complete the employment contract negotiation process.

Board Attorney. Prior to providing any successful superintendent candidate with an offer for employment and a contract for review, consideration, and negotiation, best practices suggest consulting the Board Attorney about the *Checklist*. Note: Boards should view a successful superintendent candidate retaining his or her own attorney as a best practice (as opposed to a warning sign). Each party is beginning the employment relationship in a cooperative manner to set an appropriate foundation to the future working relationship.

Power and Duties of the Superintendent

Superintendent Contract Term Considerations for the Board	Explanation, Special Considerations, and Resources
Duties	<p>Does the Board enumerate the duties of the Superintendent in the employment contract?</p> <ol style="list-style-type: none"> 1. Are the statutory duties of the Superintendent listed? 2. Has the Board incorporated policy references to the other duties related to the Superintendent's employment? <p>See 105 ILCS 5/10-21.4 and 105 ILCS 5/10-16.7.</p>
Full-time, Attention and Energy Clause	<p>How will the Board address outside activities of the Superintendent?</p> <ol style="list-style-type: none"> 1. How will the Board define <i>outside activities</i>? 2. Will the Board restrict the Superintendent from engaging in outside activities during the term of the employment contract? 3. Will the Board require approval/notification before the Superintendent engages in outside activities?

Employment and Compensation

Superintendent Contract Term Considerations for the Board	Explanation, Special Considerations, and Resources
Duration of Contract	<p>A superintendent's employment contract may not exceed five years. If its duration is two to five years, the contract must reference goals and suspension of tenure.</p> <p>No performance-based contract shall be extended or rolled over prior to its scheduled expiration unless all the performance and improvement goals contained in the contract have been met. See 105 ILCS 5/10-23.8.</p> <p>If the duration is one year or less, then the contract need not reference goals or suspension of tenure.</p>
	Special Considerations for the Board may include:

Salary	<ol style="list-style-type: none"> 1. What is the estimated Board contribution to the Teachers' Retirement System (TRS) for any raises above six percent (40 ILCS 5/15-155(g)) prior to retirement? 2. What is the <i>cost shift</i> implication for the District if the Board offers or later agrees to a salary that is equal to or greater than the governor's statutory salary? School districts are responsible for paying the actuarial cost of the pension benefits earned on the portion of a TRS member's salary that exceeds the governor's statutory salary. The governor's annual salary is published by TRS at: www.trsil.org/employers/payments/contribution-rates_earnings-limitations. 3. Do any administrative cost cap triggers exist (105 ILCS 5/17-1.5)? <p>Items the Board may see the successful superintendent candidate request of it:</p> <ol style="list-style-type: none"> 1. A fixed salary for each year of the contract. 2. A guaranteed minimum salary. 3. Compensation increases.
Severance Agreements	<p>Any contract that contains a condition of severance pay must include the following provisions required by the Government Severance Pay Act (GSPA), 5 ILCS 415/10:</p> <ol style="list-style-type: none"> 1. A restriction to an amount not exceeding 20 weeks of compensation; and 2. A prohibition for any severance if the Superintendent is fired for <i>misconduct</i> by the Board. See the <i>Severance Pay</i> row under the Changes to the Superintendent's Employment Contract subhead below for a definition of what misconduct means in the context of this law.
Teachers Retirement System (TRS) & Teacher Health Insurance (THIS)	<p>How does the Board want to address:</p> <ol style="list-style-type: none"> 1. Pension contributions (TRS-THIS)? 2. Inclusion of salary and other compensation in the payment of TRS and THIS? Or, will TRS and THIS be in addition to salary and other compensation? 3. Unforeseen pension reform issues?

Conditions of Employment

Superintendent Contract Term Considerations for the Board	Explanation, Special Considerations, and Resources
Administrative License	Does the Board want to require the successful superintendent candidate to guarantee that as the future Superintendent of the District, he or she has and will maintain the appropriate licensure throughout

	the employment contract?
Criminal Background Check Law	105 ILCS 5/10-21.9. See also PRESS sample policy 5:30, <i>Hiring Process and Criteria</i> , and the subhead entitled Fingerprint-based Criminal History Records Information Check in administrative procedure 5:30-AP2, <i>Investigations</i> .
Sexual Misconduct Related Employment History Review Law	105 ILCS 5/22-94, added by P.A. 102-702, eff. 7-1-23. See also PRESS sample policy 5:30, <i>Hiring Process and Criteria</i> and PRESS sample administrative procedure 5:30-AP3, <i>Sexual Misconduct Related Employment History Review (EHR)</i> .
Other Background Check Laws	<p>Does the Board want to require additional background inquiries beyond the fingerprint-based criminal history records information check required by 105 ILCS 5/10-21.9 and sexual misconduct related employment history review required by 105 ILCS 5/22-94, added by P.A. 102-702, eff. 7-1-23 and discussed above? If yes, consult the Board Attorney and consider the following laws:</p> <p>15 U.S.C. § 1681 et seq., Federal Fair Credit Reporting Act (FCRA), is a federal law that regulates the gathering and use of information about consumers by third party <i>consumer reporting agencies</i>, including credit information, criminal background, driving record, personal characteristics/reputation, etc. The law requires consumer reporting agencies to comply with certain procedural notice requirements when gathering information from a consumer.</p> <p>820 ILCS 75/, III. Job Opportunities for Qualified Applicants Act, prohibits employers from inquiring about an applicant's criminal history until the application has been determined qualified and notified that he/she has been selected for an interview (a/k/a <i>ban the box</i> law).</p> <p>820 ILCS 55/, III. Right to Privacy in the Workplace Act (RPWA), prohibits employers from:</p> <ol style="list-style-type: none"> 1. Requesting, coercing, or requiring any employee or prospective employee to provide a user name and password for any personal online account; 2. Requesting, coercing, or requiring an employee or applicant to invite the employer to have access to that individual's personal online account; and 3. Taking an adverse employment action against

an individual (including refusal to hire) based on that individual's use of a lawful product off District property during nonworking hours, i.e., tobacco, cannabis, or alcohol. (Note: RPWA allows employers to regulate employees' use of those lawful products that impair an employee's ability to perform the employee's assigned duties. See policy 5:50, *Drug- and Alcohol-Free Workplace; E-Cigarette, Tobacco, and Cannabis Prohibition*, and its f/ns).

820 ILCS 70/, III. Employee Credit Privacy Act, prohibits employers from inquiring into an individual's credit history or taking action against an employee based such history unless a satisfactory credit history is a *bona fide occupational requirement*, which is further defined in the statute. The job descriptions of superintendents generally meet this standard because they: (1) describe a managerial position that involves direction of school districts; (2) include signatory power over more than \$100; and (3) involve having access to confidential and financial information. Note: Any one of these grounds alone is sufficient.

Medical Examination

105 ILCS 5/24-5 requires new employees to submit evidence of physical fitness to perform assigned duties and freedom from communicable diseases.

The Americans with Disabilities Act allows medical inquiries of current employees only when they are job-related and consistent with business necessity or part of a voluntary employee wellness program. 42 U.S.C. §12112(d)(4). Districts may deny jobs to individuals with disabilities who pose a direct threat to the health or safety of others in the workplace, provided that a reasonable accommodation would not either eliminate the risk or reduce it to an acceptable level. 42 U.S.C. §12113; 29 C.F.R. §1630.2(r).

See also PRESS sample policy 5:30, *Hiring Process and Criteria*, specifically f/ns 25 and 26.

Tenure

Suspension of Tenure

With multi-year contracts and multi-year extensions, superintendents waive their rights to tenure in a school district, but no previously acquired tenure may be lost.

Continued Tenure

Superintendents serving multiple one year contracts may still accrue service toward and acquire tenure.

See 105 ILCS 5/10-23.8 and the *Duration of Contract* row in the Employment and Compensation checkbox, above.

Evaluations and Goals

Superintendent Contract Term Considerations for the Board	Explanation, Special Considerations, and Resources
<p>Board Goals and Indicators of Student Performance and Academic Achievement for the Superintendent</p>	<p>105 ILCS 5/10-23.8 requires each performance-based contract to include the goals and indicators of student performance and academic improvement determined and used by the Board to measure the performance and effectiveness of the Superintendent and other information as the Board may determine.</p> <p>Regarding its goals and indicators, has the Board:</p> <ol style="list-style-type: none"> 1. At minimum, addressed student performance and academic achievement (105 ILCS 5/10-23.8 states “and other information as the Board may determine”)? 2. Included them in the body of the employment contract? Or as an exhibit to it? 3. Set them to be: <ol style="list-style-type: none"> a. Measurable and achievable, i.e., are they within the Superintendent’s control? b. Objective, subjective or a combination of both? 4. Set a timeline for achievement, and if so is it on an: <ol style="list-style-type: none"> a. Annual basis? b. Prior to completion of the employment contract? 5. Set them as procedural, substantive, or a combination of both? <p>For more information about setting goals and indicators for superintendents regarding student performance and academic achievement, see:</p> <p>www.iasb.com/conference-training-and-events/training/workshops/</p> <p>Contact a Field Services Director regarding the following IASB workshops and/or offerings that may set the stage for school boards to hold their superintendents accountable for district performance, including academic achievement:</p> <p><i>Setting District Goals and Direction</i> (leads a board and superintendent to develop their own district language for specific measurable, and attainable goals and indicators)</p> <p><i>The Superintendent Evaluation Process</i> (describes an effective method of holding the superintendent accountable)</p>
	<p>Once the Board has developed its goals and indicators (as discussed immediately above), 105 ILCS 5/10-20, 5/10-23, and</p>

Superintendent Evaluation

5/10-23.8 require the Board to:

1. "Direct, through policy, its superintendent in his or her charge of the administration of the school district;" and
2. Evaluate the superintendent in his or her "administration of school board policies and his or her stewardship of the assets of the district."

How will the Board evaluate the successful superintendent candidate upon its outlined goals and indicators?

Does the Board state when it will evaluate the successful superintendent candidate upon the goals and indicators that it set? Note: Some districts do not consider the superintendent evaluation to be a *one-time event* and put an on-going process into place. Contrast other districts, which depending upon their preferences, generally find the best time of year to evaluate is in the winter or early springtime.

Is the Board or the successful superintendent candidate responsible to trigger the components of the Superintendent's evaluation process?

What evaluation instrument will be used? How will the evaluation be documented?

Will an evaluation instrument be outlined by the Board in its employment contract with the successful superintendent candidate?

Is the evaluation instrument the Board will use tied to its goals and indicators of student performance and academic improvement and other information as the Board may determine?

For more information about best practices when planning for and evaluating the Superintendent, see:

The Superintendent Evaluation Process at:

www.iasb.com/iasb/media/documents/superintendent-evaluation-process.pdf;

IASB's *Foundational Principles of Effective Governance*, Principle 3. The board employs a superintendent, at:

www.iasb.com/conference-training-and-events/training/training-resources/foundational-principles-of-effective-governance/; stating "the board employs and evaluates one person — the superintendent — and holds that person accountable for district performance and compliance with written board policy."

Expenses and Benefits

Superintendent Contract Term Considerations for the Board

Explanation, Special Considerations, and Resources

<p>Expenses and Allowances</p>	<p>How will the Board address expenses and allowances in its employment contract negotiations with the successful superintendent candidate?</p> <p>Business</p> <ol style="list-style-type: none"> 1. What standard will the Board use, e.g., reasonable, itemized, etc.? 2. Will the Board designate the Board President or another individual to review and/or approve the Superintendent's expenses? <p>Transportation</p> <p>Will the Board reimburse travel? If yes, what types of travel will the board reimburse? Some transportation topics that successful superintendent candidates request discussion about include:</p> <ol style="list-style-type: none"> 1. Vehicle insurance reimbursement(s) 2. Vehicle repair reimbursement(s) 3. A travel allowance only at either a set amount or the District's per mile rate 4. A vehicle 5. Out-of-district travel
<p>Insurance</p>	<p>Will the Board address insurance in its employment contract negotiations with the successful superintendent candidate?</p> <p>Some items successful superintendent candidates request include:</p> <ol style="list-style-type: none"> 1. Insurance contributions as part of a Cafeteria Plan, or in the alternative, the Board paying the premiums. 2. Specific insurance coverages from the Board, such as health, dental, vision, life, disability, etc.
<p>Vacation</p>	<p>Will the Board address vacation days in its employment contract negotiations with the successful superintendent candidate? If yes, then:</p> <ol style="list-style-type: none"> 1. How many days? 2. Will vacation days accumulate? And, if so, how? 3. Will the Board designate itself, the Board President, or a Board officer to approve or receive notification from the Superintendent prior to taking a vacation? If yes, describe the process. 4. Will the Board address reimbursement for

	<p>unused days?</p> <p>5. Will vacation days need to be used for days off during winter or spring breaks?</p>
Sick Leave/Days	<p>Will the Board address sick days in its employment contract negotiations with the successful superintendent candidate? If yes, then:</p> <ol style="list-style-type: none"> 1. Will sick leave be limited to annual sick leave days in the District's teachers' contract or will a different amount be provided? 2. How will sick day accumulation be addressed? 3. Will the Board designate itself, the Board President, or a Board officer to approve or receive notification from the Superintendent prior to taking or upon returning from a sick day? If yes, describe the process.
Professional Activities and Organizations Memberships in Community Organizations	<p>Will the Board address memberships in professional activities/organizations and/or community organizations its employment contract negotiations with the successful superintendent candidate? If yes, then:</p> <ol style="list-style-type: none"> 1. How many organizations will the Board allow the Superintendent to join? 2. Which organizations will be allowed? 3. What is the Board's limit for the cost of dues to professional organizations?
Retirement	<p>Will the Board address any type of payment(s) upon the Superintendent's retirement? If yes, then:</p> <ol style="list-style-type: none"> 1. Has the Board thoroughly examined and addressed: <ol style="list-style-type: none"> a. Any consequences or other penalties to it? b. The impact of any prior salary increases? c. Potential pension reform issues? 2. Often, a successful superintendent candidate's attorney has interest in the following issues: <ol style="list-style-type: none"> a. Available post-retirement options available, e.g., payments for sick/vacation days, post-retirement insurance, longevity annuity payment, etc. b. Whether a potential retirement payment will be properly creditable for TRS purposes. Note: Ultimately, only TRS has the authority to determine creditability.
	<p>Will the Board address any type of annuities and other deferred compensation issues? If yes, then:</p>

Annuities and Other Deferred Compensation	<ol style="list-style-type: none"> 1. Will it offer such compensation in addition to the Superintendent's agreed-upon salary? 2. Will it contribute creditable earnings for TRS purposes?
-------------------------------------------	-------------------------------------------------------------------------------------------------------------------------------------------------------------------------------------------------------------------

Changes to the Superintendent's Employment Contract

Superintendent Contract Term Considerations for the Board	Explanation, Special Considerations, and Resources
Non-Renewal at End of Contract	<p>How will the Board and successful superintendent candidate agree to address orderly end to the employment contract when the Board chooses not to renew it?</p> <ol style="list-style-type: none"> 1. Will there be a non-renewal notification date? Do both parties' attorneys find it reasonable? 2. Will the Board require the Superintendent to remind it of the non-renewal date? 3. Will there be any agreement to a clause for an automatic one-year renewal if the Board fails to provide end-of-contract non-renewal notification? 4. Will the Board agree to language in the employment contract that would provide the Superintendent with a hearing upon non-renewal?
Renewal at End of Contract	<p>Will the Board agree to a procedure for renewing the employment contract at its end? If yes, then:</p> <ol style="list-style-type: none"> 1. What date would be the earliest that the Board could renew its employment contract with the Superintendent? 2. What criteria will the Board base its renewal upon? For example, some boards base renewal upon superintendents achieving their stated goals and indicators of student performance and academic improvement and other information they required.
Contract Extensions	<p>Will the Board agree to allow for an extension of its employment contract during its term? If yes, then:</p> <ol style="list-style-type: none"> 1. Will the Board agree to extend it during its term if the Board determines that the Superintendent successfully met all of the Board's stated goals and indicators of student performance and academic improvement and other information it required? 2. Will the Board agree to extend a one-year contract when the Superintendent is not required to meet any goals? <p>16</p> <p>See 105 ILCS 5/10-23.8.</p>

Terminations

If the successful superintendent candidate accepts employment with the Board and becomes the Superintendent, how will the Board outline the grounds and procedures for terminating the Superintendent's employment during the contract's term?

1. Will the Board and the successful superintendent candidate agree to terminate it upon mutual agreement?
2. Will the Board allow retirement to be an appropriate reason for terminating its employment contract with the Superintendent? And if so, will the Board require reasonable notice from its Superintendent?
3. Could either the Board or Superintendent terminate the employment contract without cause by providing notice to the other?
4. Will the Board terminate the employment contract for permanent disability of the Superintendent?
 - a. How will the Board define permanent disability in the contract?
 - b. Will the Board require the Superintendent to obtain a permanent disability determination through physician certification, and/or
 - c. Will the Board consider duration of absence; e.g., 90-days after exhaustion of available leave, whichever is greater?

See PRESS sample policy 5:180, *Temporary Illness or Temporary Incapacity*.

5. What standard will the Board use to terminate the employment contract for cause? Items to consider include:
 - a. Any conduct detrimental/prejudicial to the District;*
 - b. Just cause;
 - c. Sufficient to dismiss a tenured teacher;
 - d. Material breach of contract; or
 - e. Not arbitrary and capricious.

*50 ILCS 205/3c, requires a school district to post on its website and make available to news media specific information about severance agreements that it enters into because an employee or contractor was found to have engaged in sexual harassment or sexual discrimination, as defined by the Ill. Human Rights Act or Title VII of the Civil Rights Act of 1964. See Severance Pay row directly below.

	<p>6. Will the Board agree to provisions for hearing and due process for the Superintendent?</p> <p>7. How will the Board address death of its Superintendent during the duration of the employment contract?</p>
Severance Pay	<p>Any renewal or renegotiation that adds a condition of severance pay must include the following provisions of GSPA, 5 ILCS 415/10(a)(1):</p> <p>A restriction to an amount not exceeding 20 weeks of compensation; and</p> <p>A prohibition for any severance if the Superintendent is fired for <i>misconduct</i> by the Board. This law defines misconduct to include sexual harassment and/or discrimination. But 50 ILCS 205/3c limits sexual harassment or discrimination to instances when an employee is “found to have engaged in sexual harassment or sexual discrimination, as defined by the Ill. Human Rights Act or Title VII of the Civil Rights Act of 1964.” For more discussion about these laws, see f/n 6 in policy 2:260, <i>Uniform Grievance Procedure</i>.</p>
Liquidated Damages	<p>Will the Board agree to liquidate damages with its Superintendent if one or the other terminates the employment contract?</p> <ol style="list-style-type: none"> 1. Have both the Board and the successful superintendent candidate discussed the practical consequences of a liquidated damages clause with their respective attorneys? 2. If the Board terminates the contract, has it discussed with the Board Attorney how it can avoid litigation with its former Superintendent?
Amendments	How will the Board and Superintendent agree to allow for amendments to the employment contract?

What technical clauses need to be in the Superintendent’s employment contract?

Superintendent Contract Term Considerations for the Board	Explanation, Special Considerations, and Resources
	<p>If the employment contract contains any of the following technical provisions, have the Board Attorney and Superintendent’s attorney reviewed them?</p> <ol style="list-style-type: none"> 1. Notice 2. Applicable law ¹⁸3. Headings and numbers

<p>Technical clauses (common in contracts)</p>	<ol style="list-style-type: none"> 4. Complete understanding, i.e., do the Board members and Superintendent share the same understanding of the various provisions written in the employment contract? 5. Counterparts 6. Effect of Policy Amendments 7. Severability 8. Advice of Counsel
------------------------------------------------	-----------------------------------------------------------------------------------------------------------------------------------------------------------------------------------------------------------------------------------------------------------------------------------------------------------------------------------------------

Miscellaneous Issues

Superintendent Contract Term Considerations for the Board	Explanation, Special Considerations, and Resources
<p>Board Obligations Under the Employment Contract</p>	<p>Do all members of the Board understand the District's obligations under the employment contract and what not complying with them will mean to the District?</p> <p>Specifically, are Board members aware of the Board's specific obligations regarding:</p> <ol style="list-style-type: none"> 1. The Superintendent Evaluation 2. Goal setting 3. Required notifications/actions by each party prior to termination of the employment contract
<p>Ongoing Monitoring of Each Party's Compliance with the Contract</p>	<p>Are the Board and Superintendent actually complying with the terms of the employment contract? Has the Board Attorney explained how the Board should monitor compliance with the employment contract?</p>
<p>Legislative Issues</p>	<p>How might pending pension reform legislation or other trending legislation affect the employment contract?</p>

PRESSPlus Comments

PRESSPlus 1. This Board exhibit is **Rewritten** for PRESS Plus Issue 111. Updates were made in response to 105 ILCS 5/22-94, added by P.A. 102-702, eff. 7-1-23, requiring a board to conduct a sexual misconduct related employment history review (EHR) when they hire an employee who will have direct contact with children or students, including a superintendent, and for continuous improvement. A redlined version showing the changes made is available at **PRESS** Online by logging in at www.iasb.com. **Issue 111, March 2023**

Document Status: Review and Monitoring

4:40 Incurring Debt

The Superintendent shall provide early notice to the School Board of the District's need to borrow money. The Superintendent or designee shall prepare all documents and notices necessary for the Board, at its discretion, to: (1) issue State Aid Anticipation Certificates, tax anticipation warrants, working cash fund bonds, bonds, notes, and other evidence of indebtedness, or (2) establish a line of credit with a bank or other financial institution. The Superintendent shall notify the State Board of Education before the District issues any form of long-term or short-term debt that will result in outstanding debt that exceeds 75% of the debt limit specified in State law. [PRESSPlus1](#)

Bond Issue Obligations

In connection with the Board's issuance of bonds, the Superintendent shall be responsible for ensuring the District's compliance with federal securities laws, including the anti-fraud provisions of the Securities Act of 1933, as amended and, if applicable, the continuing disclosure obligations under [Rule 15c2-12](#) of the Securities Exchange Act of 1934, as amended.

Additionally, in connection with the Board's issuance of bonds, the interest on which is excludable from *gross income* for federal income tax purposes, or which enable the District or bond holder to receive other federal tax benefits, the Board authorizes the Superintendent to establish written procedures for post-issuance compliance monitoring for such bonds to protect their tax-exempt (or tax-advantaged) status.

The Board may contract with outside professionals, such as bond counsel and/or a qualified financial consulting firm, to assist it in meeting the requirements of this subsection.

LEGAL REF.:

Securities Act of 1933, [15 U.S.C. §77a](#) *et seq.*

Securities Exchange Act of 1934, [15 U.S.C. §78a](#) *et seq.*

[17 C.F.R. §240.15c2-12](#).

Bond Authorization Act, [30 ILCS 305/2](#).

Bond Issue Notification Act, [30 ILCS 352/1](#).

Local Government Debt Reform Act, [30 ILCS 350/](#).

Tax Anticipation Note Act, [50 ILCS 420/](#).

[105 ILCS 5/17-16](#), [5/17-17](#), [5/18-18](#), and [5/19-1](#) *et seq.*

CROSS REF.: 4:10 (Fiscal and Business Management)

ADOPTED: September 23, 2020

PRESSPlus Comments

PRESSPlus 1. This policy is suggested to be reviewed by the Board. According to policy 2:240, *Board Policy Development*, "[t]he Board will periodically review its policies for relevancy, monitor its policies for effectiveness, and consider whether any modifications are required." IASB suggests that each policy in the Board's policy manual be reviewed at a minimum of every five years. As part of the review, the Board may choose to:

- Compare the adopted version to the current PRESS sample (available at PRESS Online by logging in at www.iasb.com), discussing any differences and/or options noted in the footnotes to determine whether local changes are necessary
- Update the policy language due to changes in local conditions
- Make no changes, but update the adoption date to reflect that the policy has been reviewed and re-adopted

Issue 111, March 2023

Document Status: Draft Update

4:60 Purchases and Contracts

The Superintendent shall manage the District's purchases and contracts in accordance with State law, the standards set forth in this policy, and other applicable School Board policies.

Standards for Purchasing and Contracting

All purchases and contracts shall be entered into in accordance with applicable federal and State law. The Board Attorney shall be consulted as needed regarding the legal requirements for purchases or contracts. All contracts shall be approved or authorized by the Board.

All purchases and contracts should support a recognized District function or purpose as well as provide for good quality products and services at the lowest cost, with consideration for service, reliability, and delivery promptness, and in compliance with State law. No purchase or contract shall be made or entered into as a result of favoritism, extravagance, fraud, or corruption.

Adoption of the annual budget authorizes the Superintendent or designee to purchase budgeted supplies, equipment, and services, provided that State law is followed. Purchases of items outside budget parameters require prior Board approval, except in an emergency. Notwithstanding the above, the Superintendent shall not commit to any single, non-customary purchase or expenditure, excluding personnel, of greater than \$12,500.00 without prior Board approval.

When presenting a contract or purchase for Board approval, the Superintendent or designee shall ensure that it complies with applicable federal and State law, including but not limited to, those specified below:

1. Supplies, materials, or work involving an expenditure in excess of \$25,000 must comply with the State law bidding procedure, [105 ILCS 5/10-20.21](#), unless specifically exempted.
2. Construction, lease, or purchase of school buildings must comply with State law and Board policy 4:150, *Facility Management and Building Programs*.
3. Guaranteed energy savings must comply with [105 ILCS 5/19b-1](#) *et seq.*
4. Third party non-instructional services must comply with [105 ILCS 5/10-22.34c](#).
5. Goods and services that are intended to generate revenue and other remunerations for the District in excess of \$1,000, including without limitation vending machine contracts, sports and other attire, class rings, and photographic services, must comply with [105 ILCS 5/10-20.21](#)(b-5). The Superintendent or designee shall keep a record of: (1) each vendor, product, or service provided, (2) the actual net revenue and non-monetary remuneration from each contract or agreement, and (3) how the revenue was used and to whom the non-monetary remuneration was distributed. The Superintendent or designee shall report this information to the Board by completing the necessary forms that must be attached to the District's annual budget.
6. Any contract to purchase food with a bidder or offeror must comply with [105 ILCS 5/10-20.21](#)(b-10).
7. The purchase of paper and paper products must comply with [105 ILCS 5/10-20.19c](#) and Board policy 4:70, *Resource Conservation*.
8. Each contractor with the District is bound by each of the following:

- a. In accordance with [105 ILCS 5/10-21.9](#)(f): (1) prohibit any of its employees who is or was found guilty of a criminal offense listed in [105 ILCS 5/10-21.9](#)(c) and [5/21B-80](#)(c) to have direct, daily contact at a District school or school-related activity with one or more student(s); (2) prohibits any of the contractor's employees from having direct, daily contact with one or more students if the employee was found guilty of any offense in [5/21B-80](#)(b) (certain drug offenses) until seven years following the end of the employee's sentence for the criminal offense; and (3) require each of its employees who will have direct, daily contact with student(s) to cooperate during the District's fingerprint-based criminal history records check on him or her.
 - b. In accordance with 105 ILCS 5/22-94: (1) prohibit any of its employees from having *direct contact with children or students* if the contractor has not performed a sexual misconduct related employment history review (EHR) of the employee or if the District objects to the employee's assignment based on the employee's involvement in an instance of sexual misconduct as provided in 105 ILCS 5/22-94(j)(3), which the contractor is required to disclose; (2) discipline, up to and including termination or denial of employment, any employee who provides false information or willfully fails to disclose information required by the EHR; (3) maintain all records of EHRs and provide the District access to such records upon request; and (4) refrain from entering into any agreements prohibited by 105 ILCS 5/22-94(g). [PRESSPlus1](#)
 - c. In accordance with 105 ILCS 5/24-5: (1) concerning each new employee of a contractor that provides services to students or in schools, provide the District with evidence of physical fitness to perform the duties assigned and freedom from communicable disease ~~if the employee will have direct, daily contact with one or more student(s);~~ and (2) require any new or existing employee who ~~has and will have direct, daily contact with one or more~~ provides services to student(s) or in schools to complete additional health examinations as required by the District and be subject to additional health examinations, including tuberculosis screening, as required by the Ill. Dept. ~~artment~~ of Public Health rules or order of a local health official.
9. ~~After 1-1-23, a~~ Any pavement engineering project using a coal tar-based sealant product or high polycyclic aromatic hydrocarbon sealant product for pavement engineering-related use must comply with the Coal Tar Sealant Disclosure Act.
 10. Purchases made with federal or State awards must comply with [2 C.F.R. Part 200](#) and [30 ILCS 708/](#), as applicable, and any terms of the award.

The Superintendent or designee shall: (1) execute the reporting and website posting mandates in State law concerning District contracts, and (2) monitor the discharge of contracts, contractors' performances, and the quality and value of services or products being provided.

LEGAL REF.:

[2 C.F.R. Part 200.](#)

[105 ILCS 5/10-20.19c](#), [5/10-20.21](#), [5/10-21.9](#), [5/10-22.34c](#), [5/19b-1](#) et seq., [5/22-94](#), and [5/24-5](#).

[30 ILCS 708/](#), Grant Accountability and Transparency Act.

[410 ILCS 170/](#), Coal Tar Sealant Disclosure Act.

[820 ILCS 130/](#), Prevailing Wage Act.

CROSS REF.: 2:100 (Board Member Conflict of Interest), 4:70 (Resource Conservation), 4:150

(Facility Management and Building Programs), 4:175 (Convicted Child Sex Offender; Screening; Notifications), 5:90 (Abused and Neglected Child Reporting)

PRESSPlus Comments

PRESSPlus 1. Updated in response to 105 ILCS 5/22-94, added by P.A. 102-702, eff. 7-1-23. See 4:60-AP4, *Sexual Misconduct Related Employment History Review (EHR) of Contractor Employees*, available at PRESS Online by logging in at www.iasb.com.

For the definition of *sexual misconduct*, see 105 ILCS 5/22-85.5(c), added by P.A. 102-676 and policy 5:120, *Employee Ethics; Code of Professional Conduct; and Conflict of Interest*.

Direct contact with children or students is defined as “the possibility of care, supervision, guidance, or control of children or students or routine interaction with children or students.” 105 ILCS 5/22-94(b), added by P.A. 102-702, eff. 7-1-23. This standard, which triggers the EHR, appears on its face to be broader than the *direct, daily contact* standard that triggers the *complete criminal history records check* in 105 ILCS 5/10-21.9(f). See 5:30-AP2, *Investigations*, 4:60-AP3, *Criminal History Records Check of Contractor Employees*, and 4:60-AP4, *Sexual Misconduct Related Employment History Review (EHR) of Contractor Employees*, for more information. For example, a contracted night custodian who may have some passing, routine interaction with students who are on campus for afterschool events, but does not have direct, daily contact with students triggers an EHR but not necessarily a *complete criminal history records check*. It is less clear if the reverse scenario could arise where a *complete criminal history records check* under 105 ILCS 5/10-21.9(f) would be required but an EHR would not be required. For ease of administration, a district may wish to require contractors to undergo a *complete criminal history records check* whenever the obligation to conduct an EHR is triggered, and vice versa.

105 ILCS 5/22-94(g), added by P.A. 102-702, eff. 7-1-23, prohibits contractors from entering any agreement that: (1) has the effect of suppressing information concerning a pending or completed investigation in which an allegation of sexual misconduct was substantiated, (2) affects the ability of the contractor to report sexual misconduct to the appropriate authorities, or (3) requires the contractor to expunge information about allegations or findings of suspected sexual misconduct, unless an allegation is found to be false, unfounded, or unsubstantiated following an investigation. **Issue 111, March 2023**

Document Status: Draft Update

5:30 Hiring Process and Criteria

The District hires the most qualified personnel consistent with budget and staffing requirements and in compliance with School Board policy on equal employment opportunity and minority recruitment. The Superintendent is responsible for recruiting personnel and making hiring recommendations to the Board. If the Superintendent's recommendation is rejected, the Superintendent must submit another. The Superintendent may select personnel on a short-term basis for a specific project or emergency condition before the Board's approval. No individual will be employed who has been convicted of a criminal offense listed in [105 ILCS 5/21B-80\(c\)](#).

All applicants must complete a District application in order to be considered for employment.

Job Descriptions

The Board maintains the Superintendent's job description and directs, through policy, the Superintendent, in his or her charge of the District's administration.

The Superintendent shall develop and maintain a current comprehensive job description for each position or job category; however, a provision in a collective bargaining agreement or individual contract will control in the event of a conflict.

Investigations

The Superintendent or designee shall ensure that a fingerprint-based criminal history records check and a check of the Statewide Sex Offender Database and Violent Offender Against Youth Database is performed on each applicant as required by State law. When the applicant is a successful superintendent candidate who has been offered employment by the Board, the Board President shall ensure that these checks are completed. The Superintendent or designee, or if the applicant is a successful superintendent candidate, then the Board President shall notify an applicant if the applicant is identified in either database. The School Code requires the Board President to keep a conviction record confidential and share it only with the Superintendent, Regional Superintendent, State Superintendent, State Educator Preparation and Licensure Board, any other person necessary to the hiring decision, the Ill. ~~Dept. of~~ State Police and/or Statewide Sex Offender Database for purposes of clarifying the information, and/or the Teachers' Retirement System of the State of Illinois when required by law. The Board reserves its right to authorize additional background inquiries beyond a fingerprint-based criminal history records check when it deems it appropriate to do so, in accordance with applicable laws.

Each newly hired employee must complete a U.S. Citizenship and Immigration Services Form as required by federal law.

The District retains the right to discharge any employee whose criminal background investigation reveals a conviction for committing or attempting to commit any of the offenses outlined in [105 ILCS 5/21B-80](#) or who falsifies, or omits facts from, his or her employment application or other employment documents. If an indicated finding of abuse or neglect of a child has been issued by the Ill. Department of Children and Family Services or by a child welfare agency of another jurisdiction for any applicant for student teaching, applicant for employment, or ²⁵any District employee, then the Board must consider

that person's status as a condition of employment.

The Superintendent shall ensure that the District does not engage in any investigation or inquiry prohibited by law and complies with each of the following:

1. The District uses an applicant's credit history or report from a consumer reporting agency only when a satisfactory credit history is an established bona fide occupational requirement of a particular position.
2. The District does not screen applicants based on their current or prior wages or salary histories, including benefits or other compensation, by requiring that the wage or salary history satisfy minimum or maximum criteria.
3. The District does not request or require a wage or salary history as a condition of being considered for employment, being interviewed, continuing to be considered for an offer of employment, an offer of employment, or an offer of compensation.
4. The District does not request or require an applicant to disclose wage or salary history as a condition of employment.
5. The District does not ask an applicant or applicant's current or previous employers about wage or salary history, including benefits or other compensation.
6. The District does not ask an applicant or applicant's previous employers about claim(s) made or benefit(s) received under the Workers' Compensation Act.
7. The District does not request of an applicant or employee access in any manner to his or her personal online account, such as social networking websites, including a request for passwords to such accounts.
8. The District provides equal employment opportunities to all persons. See policy 5:10, *Equal Employment Opportunity and Minority Recruitment*.

Sexual Misconduct Related Employment History Review (EHR) [PRESSPlus1](#)

Prior to hiring an applicant for a position involving *direct contact with children or students*, [PRESSPlus2](#) the Superintendent shall ensure that an EHR is performed as required by State law. When the applicant is a superintendent candidate, the Board President shall ensure that the EHR is initiated before a successful superintendent candidate is offered employment by the Board.

Physical Examinations

Each new employee must furnish evidence of physical fitness to perform assigned duties and freedom from communicable disease. The physical fitness examination must be performed by a physician licensed in Illinois, or any other state, to practice medicine and surgery in any of its branches, a licensed advanced practice registered nurse, or a licensed physician assistant who has been delegated the authority by his or her supervising physician to perform health examinations. The employee must have the physical examination performed no more than 90 days before submitting evidence of it to the District.

Any employee may be required to have an additional examination by a physician who is licensed in Illinois to practice medicine and surgery in all its branches, a licensed advanced practice registered nurse, or a licensed physician assistant who has been delegated the authority by his or her supervising physician to perform health examinations, if the examination is job-related and consistent with business necessity. The Board will pay the expenses of any such examination.

Orientation Program

Please refer to the applicable collective bargaining agreement(s).

For employees not covered by a current applicable bargaining agreement:

The District's staff will provide an orientation program for new employees to acquaint them with the District's policies and procedures, the school's rules and regulations, and the responsibilities of their position. Before beginning employment, each employee must sign the *Acknowledgement of Mandated Reporter Status* form as provided in policy 5:90, *Abused and Neglected Child Reporting*.

LEGAL REF.:

[42 U.S.C. §12112](#), Americans with Disabilities Act; [29 C.F.R. Part 1630](#).

[15 U.S.C. § 1681](#) *et seq.*, Fair Credit Reporting Act.

[8 U.S.C. §1324a](#) *et seq.*, Immigration Reform and Control Act.

[105 ILCS 5/10-16.7](#), [5/10-20.7](#), [5/10-21.4](#), [5/10-21.9](#), [5/10-22.34](#), [5/10-22.34b](#), [5/21B-10](#), [5/21B-80](#), [5/21B-85](#), [5/22-6.5](#), [5/22-94](#), and [5/24-5](#).

[20 ILCS 2630/3.3](#), Criminal Identification Act.

[820 ILCS 55/](#), Right to Privacy in the Workplace Act.

[820 ILCS 70/](#), Employee Credit Privacy Act.

Duldulao v. St. Mary of Nazareth Hospital, 136 Ill. App. 3d 763 (1st Dist. 1985), *aff'd in part and remanded* 115 Ill.2d 482 (Ill. 1987).

Kaiser v. Dixon, 127 Ill. App. 3d 251 (2nd Dist. 1984).

Molitor v. Chicago Title & Trust Co., 325 Ill. App. 124 (1st Dist. 1945).

CROSS REF.: 2:260 (Uniform Grievance Procedure), 3:50 (Administrative Personnel Other Than the Superintendent), 4:60 (Purchases and Contracts), 4:175 (Convicted Child Sex Offender; Screening; Notifications), 5:10 (Equal Employment Opportunity and Minority Recruitment), 5:40 (Communicable and Chronic Infectious Disease), 5:90 (Abused and Neglected Child Reporting), [5:120 \(Employee Ethics; Code of Professional Conduct; and Conflict of Interest\)](#), 5:125 (Personal Technology and Social Media; Usage and Conduct), 5:220 (Substitute Teachers), 5:280 (Duties and Qualifications)

PRESSPlus Comments

PRESSPlus 1. Updated in response to 105 ILCS 5/22-94, added by P.A. 102-702, eff. 7-1-23, requiring districts to initiate an EHR prior to hiring an applicant who will have *direct contact with children or students*. See sample administrative procedure 5:30-AP3, *Sexual Misconduct Related Employment History Review(EHR)*, available at PRESS Online by logging in at www.iasb.com, for the process, timing, and positions requiring an EHR. See policy 4:60, *Purchases and Contracts*, and sample administrative procedure 4:60-AP4, *Sexual Misconduct Related Employment History Review(EHR) of Contractor Employees*, for EHR requirements for employees of contractors who have *direct contact with children or students*. **Issue 111, March 2023**

PRESSPlus 2. *Direct contact with children or students* is defined as “the possibility of care, supervision, guidance, or control of children or students or routine interaction with children or students.” 105 ILCS 5/22-94(b), added by P.A. 102-702, eff. 7-1-23. **Issue 111, March 2023**

Document Status: Draft Update

5:90 Abused and Neglected Child Reporting

Any District employee who suspects or receives knowledge that a student may be an abused or neglected child or, for a student aged 18 through 22, an abused or neglected individual with a disability, shall: (1) immediately report or cause a report to be made to the Ill. Dept. of Children and Family Services (DCFS) on its Child Abuse Hotline 1-800-25-ABUSE (1-800-252-2873) (within Illinois); 1-217-524-2606 (outside of Illinois); or 1-800-358-5117 (TTY), and (2) follow directions given by DCFS concerning filing a written report within 48 hours with the nearest DCFS field office. Any District employee who believes a student is in immediate danger of harm, shall first call 911. The employee shall also promptly notify the Superintendent or Building Principal that a report has been made. The Superintendent or Building Principal shall immediately coordinate any necessary notifications to the student's parent(s)/guardian(s) with DCFS, the applicable school resource officer (SRO), and/or local law enforcement.

Negligent failure to report occurs when a District employee personally observes an instance of suspected child abuse or neglect and reasonably believes, in his or her professional or official capacity, that the instance constitutes an act of child abuse or neglect under the Abused and Neglected Child Reporting Act (ANCRA) and he or she, without willful intent, fails to immediately report or cause a report to be made of the suspected abuse or neglect to DCFS.

Any District employee who discovers child pornography on electronic and information technology equipment shall immediately report it to local law enforcement, the National Center for Missing and Exploited Children's CyberTipline 1-800-THE-LOST (1-800-843-5678) or online at report.cybertip.org/ or www.missingkids.org. The Superintendent or Building Principal shall also be promptly notified of the discovery and that a report has been made.

Any District employee who observes any act of hazing that does bodily harm to a student must report that act to the Building Principal, Superintendent, or designee who will investigate and take appropriate action. If the hazing results in death or great bodily harm, the employee must first make the report to law enforcement and then to the Superintendent or Building Principal. Hazing is defined as any intentional, knowing, or reckless act directed to or required of a student for the purpose of being initiated into, affiliating with, holding office in, or maintaining membership in any group, organization, club, or athletic team whose members are or include other students.

Abused and Neglected Child Reporting Act (ANCRA), School Code, and *Erin's Law* Training

The Superintendent or designee shall provide staff development opportunities for District employees in the detection, reporting, and prevention of child abuse and neglect.

All District employees shall:

1. Before beginning employment, sign the *Acknowledgement of Mandated Reporter Status* form provided by DCFS. The Superintendent or designee shall ensure that the signed forms are retained.
2. Complete mandated reporter training as required by law within three months of initial employment and at least every three years after that date.
3. Complete an annual evidence-informed training related to child sexual abuse, grooming

behaviors (including sexual misconduct as defined in Faith's Law, PRESSPlus1 and boundary violations as required by law and policy 5:100, *Staff Development Program*.

Alleged Incidents of Sexual Abuse: Investigations

An *alleged incident of sexual abuse* is an incident of sexual abuse of a child, as defined in [720 ILCS 5/11-9.1A](#), that is alleged to have been perpetrated by school personnel, including a school vendor or volunteer, that occurred: on school grounds during a school activity; or outside of school grounds or not during a school activity.

If a District employee reports an alleged incident of sexual abuse to DCFS and DCFS accepts the report for investigation, DCFS will refer the matter to the local Children's Advocacy Center (CAC). The Superintendent or designee will implement procedures to coordinate with the CAC.

DCFS and/or the appropriate law enforcement agency will inform the District when its investigation is complete or has been suspended, as well as the outcome of its investigation. The existence of a DCFS and/or law enforcement investigation will not preclude the District from conducting its own parallel investigation into the alleged incident of sexual abuse in accordance with policy 7:20, *Harassment of Students Prohibited*.

Special Superintendent Responsibilities

The Superintendent shall execute the requirements in Board policy 5:150, *Personnel Records*, whenever another school district requests a reference concerning an applicant who is or was a District employee and was the subject of a report made by a District employee to DCFS.

When the Superintendent has reasonable cause to believe that a license holder (1) committed an intentional act of abuse or neglect with the result of making a child an abused child or a neglected child under ANCRA or an act of sexual misconduct under Faith's Law, PRESSPlus2 and (2) that act resulted in the license holder's dismissal or resignation from the District, ~~he or she~~ the Superintendent shall notify the State Superintendent and the Regional Superintendent in writing, providing the Ill. Educator Identification Number as well as a brief description of the misconduct alleged. The Superintendent must make the report within 30 days of the dismissal or resignation and mail a copy of the notification to the license holder.

The Superintendent shall develop procedures for notifying a student's parents/guardians when a District employee, contractor, or agent is alleged to have engaged in sexual misconduct with the student as defined in Faith's Law. The Superintendent shall also develop procedures for notifying the student's parents/guardians when the Board takes action relating to the employment of the employee, contractor, or agent following the investigation of sexual misconduct. Notification shall not occur when the employee, contractor, or agent alleged to have engaged in sexual misconduct is the student's parent/guardian, and/or when the student is at least 18 years of age or emancipated. PRESSPlus3

The Superintendent shall execute the recordkeeping requirements of Faith's Law. PRESSPlus4

Special School Board Member Responsibilities

Each individual Board member must, if an allegation is raised to the member during an open or closed Board meeting that a student is an abused child as defined in ANCRA, direct or cause the Board to direct the Superintendent or other equivalent school administrator to comply with ANCRA's requirements concerning the reporting of child abuse.

If the Board determines that any District employee, other than an employee licensed under [105 ILCS](#)

[5/21B](#), has willfully or negligently failed to report an instance of suspected child abuse or neglect as required by ANCRA, the Board may dismiss that employee immediately.

When the Board learns that a licensed teacher was convicted of any felony, it must promptly report it to the State agencies listed in policy 2:20, *Powers and Duties of the School Board; Indemnification*.

LEGAL REF.:

[20 U.S.C. §7926](#), Elementary and Secondary Education Act.

105 ILCS 5/10-21.9, 5/10-23.13, ~~and~~ [5/21B-85](#), [5/22-85.5](#), and [5/22-85.10](#).

[20 ILCS 1305/1-1](#) *et seq.*, Department of Human Services Act.

[325 ILCS 5/](#), Abused and Neglected Child Reporting Act.

[720 ILCS 5/12C-50.1](#), Criminal Code of 2012.

CROSS REF.: 2:20 (Powers and Duties of the School Board; Indemnification), 3:40 (Superintendent), 3:50 (Administrative Personnel Other Than the Superintendent), 3:60 (Administrative Responsibility of the Building Principal), [4:60 \(Purchases and Contracts\)](#), 4:165 (Awareness and Prevention of Child Sexual Abuse and Grooming Behaviors), 5:20 (Workplace Harassment Prohibited), 5:30 (Hiring Process and Criteria), 5:100 (Staff Development Program), 5:120 (Employee Ethics; Code of Professional Conduct; and Conflict of Interest), 5:150 (Personnel Records), 5:200 (Terms and Conditions of Employment and Dismissal), 5:290 (Employment Termination and Suspensions), 6:120 (Education of Children with Disabilities), 6:250 (Community Resource Persons and Volunteers), 7:20 (Harassment of Students Prohibited), 7:150 (Agency and Police Interviews)

PRESSPlus Comments

PRESSPlus 1. *Sexual misconduct* under *Faith's Law* defined in 105 ILCS 5/22-85.5(c), added by P.A. 102-676.

The Abused and Neglected Child Reporting Act (ANCRA) covers abuse and neglect of children. 325 ILCS 5/3. The Dept. of Human Services Act (DHSA) covers abuse and neglect of adult students with a disability. 20 ILCS 1305/1-17(b). Abuse may be generally understood as any physical or mental injury or sexual abuse inflicted on a child or adult student with a disability other than by accidental means or creation of a risk of such injury or abuse by a person who is responsible for the welfare of a child or adult student with a disability. Neglect may be generally understood as abandoning a child or adult student with a disability or failing to provide the proper support, education, medical, or remedial care required by law by one who is responsible for the child's or adult student with a disability's welfare.

Abuse covered by ANCRA also includes *grooming* as defined in the Ill. Criminal Code of 2012 (720 ILCS 5/11-25). 325 ILCS 5/3(i), added by P.A. 102-676 (a/k/a *Faith's Law*).

The School Code goes further and prohibits school employees from engaging in *grooming behaviors* and *sexual misconduct*. 105 ILCS 5/10-23.13(b), amended by P.A. 102-610 (a/k/a *Erin's Law*); 105 ILCS 5/22-85.5(c), added by P.A. 102-676 (a/k/a *Faith's Law*). To streamline implementation, policy 5:120, *Employee Ethics; Code of Professional Conduct; and Conflict of Interest*, defines prohibited *grooming behaviors* to include *sexual misconduct* and it explicitly prohibits employees from engaging in *grooming*, *grooming behaviors*, and *sexual misconduct*. While it is possible for low-level *grooming behaviors* and/or *sexual misconduct* to not amount to grooming prohibited by ANCRA, best practice

is to report suspected *grooming behaviors* and *sexual misconduct* to DCFS. **Issue 111, March 2023**

PRESSPlus 2. Updated in response to 105 ILCS 5/10-21.9(e-5), amended by P.A. 102-702, eff. 7-1-23. **Issue 111, March 2023**

PRESSPlus 3. Updated in response to 105 ILCS 5/22-85.10, added by P.A. 102-702, eff. 7-1-23. See sample procedure 5:90-AP2, *Parent/Guardian Notification of Sexual Misconduct*, available at PRESS Online by logging in at www.iasb.com. **Issue 111, March 2023**

PRESSPlus 4. Updated in response to 105 ILCS 5/22-94(e), added by P.A. 102-702, eff. 7-1-23. See sample procedure 5:150-AP, *Personnel Records*, available at PRESS Online by logging in at www.iasb.com. **Issue 111, March 2023**

Document Status: Draft Update

5:125 Personal Technology and Social Media; Usage and Conduct

Definitions

Includes - Means "includes without limitation" or "includes, but is not limited to."

Social media - Media for social interaction, using highly accessible communication techniques through the use of web-based and/or mobile technologies that allow users to turn communication into share content and/or engage in interactive dialogue communication through online communities. This includes, but is not limited to, services such as *Facebook, LinkedIn, Twitter, Instagram, TikTok, Snapchat, and YouTube.* [PRESSPlus1](#)

Personal technology - Any device that is not owned or leased by the District or otherwise authorized for District use and: (1) transmits sounds, images, text, messages, videos, or electronic information, (2) electronically records, plays, or stores information, or (3) accesses the Internet, or private communication or information networks. This includes laptop computers (e.g., laptops, ultrabooks, and chromebooks), tablets (e.g. iPads®, Kindle®, Microsoft Surface®, and other Android® platform or Windows® devices), smartphones, e.g. iPhone®, BlackBerry®, Android® platform phones, and Windows Phone®), and other devices (e.g. iPod®).

Usage and Conduct

All District employees who use personal technology and/or social media shall:

1. Adhere to the high standards for **Professional and Appropriate Conduct** required by policy 5:120, *Employee Ethics; Code of Professional Conduct; and Conflict of Interest*, at all times, regardless of the ever-changing social media and personal technology platforms available. This includes District employees posting images or private information about themselves or others in a manner readily accessible to students and other employees that is inappropriate as defined by policies 5:20, *Workplace Harassment Prohibited*; 5:100, *Staff Development Program*; 5:120, *Employee Ethics; Code of Professional Conduct; and Conflict of Interest*; 6:235, *Access to Electronic Networks*; and 7:20, *Harassment of Students Prohibited*; and the Ill. Code of Educator Ethics, [23 Ill.Admin.Code §22.20](#).
2. Choose a District-provided or supported method whenever possible to communicate with students and their parents/guardians.
3. Not interfere with or disrupt the educational or working environment, or the delivery of education or educational support services.
4. Inform their immediate supervisor if a student initiates inappropriate contact with them via any form of personal technology or social media.
5. Report instances of suspected abuse or neglect discovered through the use of social media or personal technology pursuant to a school employee's obligations under policy 5:90, *Abused and Neglected Child Reporting* ~~Child Reporting~~.
6. Not disclose student record confidential information, including but not limited to school student records (e.g., student work, photographs of students, names of students, or any other personally identifiable information about students) or personnel records, in compliance with policy 5:130,

Responsibilities Concerning Internal Information. For District employees, proper approval may include implied consent under the circumstances.

7. Refrain from using the District's logos without permission and follow Board policy 5:170, *Copyright*, and all District copyright compliance procedures.
8. Use personal technology and social media for personal purposes only during non-work times or hours. Any duty-free use must occur during times and places that the use will not interfere with job duties or otherwise be disruptive to the school environment or its operation.
9. Assume all risks associated with the use of personal technology and social media at school or school-sponsored activities, including students' viewing of inappropriate Internet materials through the District employee's personal technology or social media. The Board expressly disclaims any responsibility for imposing content filters, blocking lists, or monitoring of its employees' personal technology and social media.
10. Be subject to remedial and any other appropriate disciplinary action for violations of this policy ranging from prohibiting the employee from possessing or using any personal technology or social media at school to dismissal and/or indemnification of the District for any losses, costs, or damages, including reasonable attorney fees, incurred by the District relating to, or arising out of, any violation of this policy.

Superintendent Responsibilities

The Superintendent shall:

1. Inform District employees about this policy.
2. Direct Building Principals to annually:
 - a. Provide their building staff with a copy of this policy.
 - b. Inform their building staff about the importance of maintaining high standards in their school relationships.
 - c. Remind their building staff that those who violate this policy will be subject to remedial and any other appropriate disciplinary action up to and including dismissal.
3. Build awareness of this policy with students, parents, and the community.
4. Ensure that neither the District, nor anyone on its behalf, commits an act prohibited by the Right to Privacy in the Workplace Act, [820 ILCS 55/10](#); i.e., the *Facebook Password Law*.
5. Periodically review this policy and any implementing procedures with District employee representatives and electronic network system administrator(s) and present proposed changes to the Board.

LEGAL REF.:

[105 ILCS 5/21B-75](#) and [5/21B-80](#).

[775 ILCS 5/5A-102](#), III. Human Rights Act.

[820 ILCS 55/10](#), Right to Privacy in the Workplace Act.

[23 Ill.Admin.Code §22.20](#), Code of Ethics for Ill. Educators.

[Garcetti v. Ceballos](#), 547 U.S. 410 (2006).

[Pickering v. High School Dist. 205](#), 391 U.S. 563 (1968).

Mayer v. Monroe County Community School Corp., 474 F.3d 477 (7th Cir. 2007).

CROSS REF.: 4:165 (Awareness and Prevention of Child Sexual Abuse and Grooming Behaviors), 5:20 (Workplace Harassment Prohibited), 5:30 (Hiring Process and Criteria), 5:100 (Staff Development Program), 5:120 (Employee Ethics; Code of Professional Conduct; and Conflict of Interest), 5:130 (Responsibilities Concerning Internal Information), 5:150 (Personnel Records), 5:170 (Copyright), 5:200 (Terms and Conditions of Employment and Dismissal), 6:235 (Access to Electronic Networks), 7:20 (Harassment of Students Prohibited), 7:340 (Student Records)

PRESSPlus Comments

PRESSPlus 1. Updated throughout for continuous improvement. **Issue 111, March 2023**

Document Status: Draft Update

5:150 Personnel Records

Prospective Employer Inquiries Concerning a Current or Former Employee's Job Performance

The Superintendent or designee shall manage a process for responding to inquiries by a prospective employer concerning a current or former employee's job performance. The Superintendent shall:

1. Execute the requirements in the Abused and Neglected Child Reporting Act whenever another school district asks for a reference concerning an applicant who is or was a District employee and was the subject of a report made by a District employee to Ill. Dept. of Children and Family Services (DCFS); and
2. Comply with the federal law prohibiting the District from providing a recommendation of employment for an employee, contractor, or agent that District knows, or has probable cause to believe, has engaged in sexual misconduct with a student or minor in violation of the law, but the Superintendent or designee may follow routine procedures regarding the transmission of administrative or personnel files for that employee.
3. Manage the District's responses to employer requests for sexual misconduct related employment history review (EHR) information in accordance with Faith's Law. [PRESSPlus1](#)

When requested for information about an employee by an entity other than a prospective employer, the District will only confirm position and employment dates unless the employee has submitted a written request to the Superintendent or designee.

Maintenance and Access to Records

Please refer to the applicable collective bargaining agreement(s).

For employees not covered by a current applicable bargaining agreement:

The Superintendent or designee shall manage the maintenance of personnel records in accordance with State and federal law and School Board policy. Records, as determined by the Superintendent, are retained for all employment applicants, employees, and former employees given the need for the District to document employment-related decisions, evaluate program and staff effectiveness, and comply with government recordkeeping and reporting requirements. Personnel records shall be maintained in the District's administrative office, under the Superintendent's direct supervision.

Access to personnel records is available as follows:

1. An employee will be given access to his or her personnel records according to State law and guidelines developed by the Superintendent.
2. An employee's supervisor or other management employee who has an employment or business-related reason to inspect the record is authorized to have access.
3. Anyone having the respective employee's written consent may have access.
4. Access will be granted to anyone authorized by State or federal law to have access.
5. All other requests for access to personnel information are governed by Board policy 2:250, *Access to District Public Records*.

LEGAL REF.:

[20 U.S.C. §7926.](#)

[105 ILCS 5/22-94.](#)

[325 ILCS 5/4](#), Abused and Neglected Child Reporting Act.

[745 ILCS 46/10](#), Employment Record Disclosure Act.

[820 ILCS 40/](#), Personal Record Review Act.

[23 Ill.Admin.Code §1.660.](#)

CROSS REF.: 2:250 (Access to District Public Records), 5:90 (Abused and Neglected Child Reporting), 7:340 (Student Records)

PRESSPlus Comments

PRESSPlus 1. Updated in response to 105 ILCS 5/22-94(e), added by P.A. 102-702, eff. 7-1-23. **Issue 111, March 2023**

Document Status: Draft Update

5:260 Student Teachers

The Superintendent is authorized to accept students from university-approved teacher-training programs to do student teaching in the District. No individual who has been convicted of a criminal offense that would subject him or her to license suspension or revocation pursuant to [Section 5/21B-80](#) of the School Code [PRESSPlus1](#) or who has been found to be the perpetrator of sexual or physical abuse of a minor under 18 years of age pursuant to proceedings under Article II of the Juvenile Court Act of 1987 is permitted to student teach.

Before permitting an individual to student teach or begin a required internship in the District, the Superintendent or designee shall ensure that:

1. The District performed a [105 ILCS 5/10-21.9\(g\)](#) Check as described below; and
2. The individual furnished evidence of physical fitness to perform assigned duties and freedom from communicable disease pursuant to [105 ILCS 5/24-5](#).

A [105 ILCS 5/10-21.9\(g\)](#) Check shall include:

1. Fingerprint-based checks through (a) the Illinois State Police (ISP) for criminal history records information (CHRI) pursuant to the Uniform Conviction Information Act ([20 ILCS 2635/1](#)), and (b) the FBI national crime information databases pursuant to the Adam Walsh Child Protection and Safety Act ([P.L. 109-248](#));
2. A check of the Illinois Sex Offender Registry (see the Sex Offender Community Notification Law ([730 ILCS 152/101](#) et seq.); and
3. A check of the Illinois Murderer and Violent Offender Against Youth Registry (Murderer and Violent Offender Against Youth [Community Notification Law Registration Act](#) ([730 ILCS 154/75-105](#)).

The School Code requires each individual student teaching or beginning a required internship to provide the District with written authorization for, and pay the costs of, his or her [105 ILCS 5/10-21.9\(g\)](#) check (including any applicable vendor's fees). Upon receipt of this authorization and payment, the Superintendent or designee will submit the student teacher's name, sex, race, date of birth, social security number, fingerprint images, and other identifiers, as prescribed by the [Department of Ill. State Police \(ISP\)](#), to the [Department of State Police ISP](#). The Superintendent or designee will provide each student teacher with a copy of his or her report.

Assignment

The Superintendent or designee shall be responsible for coordinating placements of all student teachers within the District. Student teachers should be assigned to supervising teachers whose qualifications are acceptable to the District and the students' respective colleges or universities.

LEGAL REF.:

[34 U.S.C. §20901 et seq.](#), Adam Walsh Child Protection and Safety Act, P.L. 109-248.

[Uniform Conviction Information Act](#), 20 ILCS 2635/1, [Uniform Conviction Information Act](#).

[105 ILCS 5/10-21.9](#), [5/10-22.34](#), and [5/24-5](#).

CROSS REF.: 4:175 (Convicted Child Sex Offender; Screening; Notifications), 5:190 (Teacher Qualifications)

PRESSPlus Comments

PRESSPlus 1. Consult the board attorney for guidance regarding whether student teachers or interns, who are typically unpaid, qualify as *employees* who must also undergo the sexual misconduct related employment history review (EHR) required by 105 ILCS 5/22-94, added by P.A. 102-702, eff. 7-1-23. Whether or not a student or intern is paid by a district may be determinative. See 5:30-AP3, *Sexual Misconduct Related Employment History Review (EHR)*, available at PRESS Online by logging in at www.iasb.com. If a district has an agreement with a post-secondary institution for the placement of student interns, consult the board attorney regarding whether the institution qualifies as a contractor under 105 ILCS 5/22-94(b) that must perform an EHR of the intern. See 4:60-AP4, *Sexual Misconduct Related Employment History Review (EHR) of Contractor Employees*. **Issue 111, March 2023**

Document Status: Review and Monitoring

5:285 Drug and Alcohol Testing for School Bus and Commercial Vehicle Drivers

The District shall adhere to State and federal law and regulations requiring a drug and alcohol testing program for school bus and commercial vehicle drivers. The Superintendent or designee manages a program to implement State and federal law defining the circumstances and procedures for the testing. [PRESSPlus1](#)

LEGAL REF.:

[625 ILCS 5/6-106.1](#) and [5/6-106.1c](#).

[49 U.S.C. §31306](#), Alcohol and Controlled Substances Testing (Omnibus Transportation Employee Testing Act of 1991, [P.L. 102-143](#)).

[49 C.F.R. Parts 40](#) (Procedures for Transportation Workplace Drug and Alcohol Testing Programs), [382](#) (Controlled Substance and Alcohol Use and Testing), and [395](#) (Hours of Service of Drivers).

CROSS REF.: 4:110 (Transportation), 5:30 (Hiring Process and Criteria), 5:280 (Duties and Qualifications)

ADOPTED: September 23, 2020

PRESSPlus Comments

PRESSPlus 1. This policy is suggested to be reviewed by the Board. According to policy 2:240, *Board Policy Development*, "[t]he Board will periodically review its policies for relevancy, monitor its policies for effectiveness, and consider whether any modifications are required." IASB suggests that each policy in the Board's policy manual be reviewed at a minimum of every five years. As part of the review, the Board may choose to:

- Compare the adopted version to the current PRESS sample (available at PRESS Online by logging in at www.iasb.com), discussing any differences and/or options noted in the footnotes to determine whether local changes are necessary
- Update the policy language due to changes in local conditions
- Make no changes, but update the adoption date to reflect that the policy has been reviewed and re-adopted

Issue 111, March 2023

Document Status: Draft Update

6:135 Accelerated Placement Program

The District provides an Accelerated Placement Program (APP). The APP advances the District's goal of providing educational programs with opportunities for each student to develop to his or her maximum potential. The APP provides an educational setting with curriculum options usually reserved for students who are older or in higher grades than the student participating in the APP. APP options include, but may not be limited to: (a) accelerating a student in a single subject; and (b) other grade-level acceleration. Participation in the APP is open to all students who demonstrate high ability and who may benefit from accelerated placement. It is not limited to students who have been identified as gifted and talented. Eligibility to participate in the District's APP shall not be conditioned upon the protected classifications identified in Board policy 7:10, *Equal Educational Opportunities*, or any factor other than the student's identification as an accelerated learner.

The Superintendent or designee shall implement an APP that includes:

1. Decision-making processes that are fair, equitable, and involve multiple individuals, e.g. District administrators, teachers, and school support personnel, and a student's parent(s)/guardian(s);
2. Notification processes that notify a student's parent(s)/guardian(s) of a decision affecting a student's participation in the APP;
3. Assessment processes that include multiple valid, reliable indicators; and
4. ~~By the fall of 2023, t~~The automatic enrollment, in the following school term, [PRESSPlus1](#) of a student into the next most rigorous level of advanced coursework offered by the high school if the student meets or exceeds State standards in English language arts, mathematics, or science on a State assessment administered under [105 ILCS 5/2-3.64a-5](#), as follows:
 - a. A student who meets or exceeds State standards in English language arts shall be automatically enrolled into the next most rigorous level of advanced coursework in English, social studies, humanities, or related subjects.
 - b. A student who meets or exceeds State standards in mathematics shall be automatically enrolled into the next most rigorous level of advanced coursework in mathematics.
 - c. A student who meets or exceeds State standards in science shall be automatically enrolled into the next most rigorous level of advanced coursework in science.

LEGAL REF.:

[105 ILCS 5/14A](#).

[23 Ill.Admin.Code Part 227](#), Gifted Education.

CROSS REF.: 6:10 (Educational Philosophy and Objectives), 6:130 (Program for the Gifted), 7:10 (Equal Educational Opportunities), 7:50 (School Admissions and Student Transfers To and From Non-District Schools)

PRESSPlus Comments

PRESSPlus 1. Updated in response to ISBE's *Accelerated Placement Policy Guidance for Districts Frequently Asked Questions* (September 2022), at: www.isbe.net/Documents/Accelerated-Placement-Act-FAQ.pdf, which explains that districts must “have the automatic enrollment policy in place prior to the start of the school year 2023-24 and districts will use scores from that school year to automatically enroll students during school year 2024-25.” **Issue 111, March 2023**

Document Status: Review and Monitoring

6:210 Instructional Materials

All District classrooms and learning centers should be equipped with an evenly-proportioned, wide assortment of instructional materials, including textbooks, workbooks, audio-visual materials, and electronic materials. These materials should provide quality learning experiences for students and: [PRESSPlus1](#)

1. Enrich and support the curriculum;
2. Stimulate growth in knowledge, literary appreciation, aesthetic values, and ethical standards;
3. Provide background information to enable students to make informed judgments and promote critical reading and thinking;
4. Depict in an accurate and unbiased way the cultural diversity and pluralistic nature of American society; and
5. Contribute to a sense of the worth of all people regardless of sex, race, religion, nationality, ethnic origin, sexual orientation, disability, or any other differences that may exist.

The Superintendent or designee shall annually provide a list or description of textbooks and instructional materials used in the District to the School Board. Anyone may inspect any textbook or instructional material.

Teachers are encouraged to use age-appropriate supplemental material only when it will enhance, or otherwise illustrate, the subjects being taught. No R-rated movie shall be shown to students unless prior approval is received from the Superintendent or designee, and no movie rated NC-17 (no one 17 and under admitted) shall be shown under any circumstances. These restrictions apply to television programs and other media with equivalent ratings. The Superintendent or designee shall give parents/guardians an opportunity to request that their child not participate in a class showing a movie, television program, or other media with an R or equivalent rating.

Instructional Materials Selection and Adoption

The Superintendent shall recommend to the Board for consideration and adoption all textbooks and instructional materials and shall include the following information: (1) title, publisher, copyright dates, number of copies desired, and cost; (2) any texts being replaced; and (3) rationale for recommendation. The School Code governs the adoption and purchase of textbooks and instructional materials.

LEGAL REF.:

[105 ILCS 5/10-20.8](#) and [5/28-19.1](#).

CROSS REF.: 6:30 (Organization of Instruction), 6:40 (Curriculum Development), 6:80 (Teaching About Controversial Issues), 6:170 (Title I Programs), 6:260 (Complaints About Curriculum, Instructional Materials, and Programs), 7:10 (Equal Educational Opportunities), 7:15 (Student and Family Privacy Rights), 8:110 (Public Suggestions and Concerns)

PRESSPlus Comments

PRESSPlus 1. This policy is suggested to be reviewed by the Board. According to policy 2:240, *Board Policy Development*, "[t]he Board will periodically review its policies for relevancy, monitor its policies for effectiveness, and consider whether any modifications are required." IASB suggests that each policy in the Board's policy manual be reviewed at a minimum of every five years. As part of the review, the Board may choose to:

- Compare the adopted version to the current PRESS sample (available at PRESS Online by logging in at www.iasb.com), discussing any differences and/or options noted in the footnotes to determine whether local changes are necessary
- Update the policy language due to changes in local conditions
- Make no changes, but update the adoption date to reflect that the policy has been reviewed and re-adopted

Issue 111, March 2023

Document Status: Draft Update

6:230 Library Media Program

The Superintendent or designee shall manage the District's library media program to comply with (1) State law and Ill. State Board of Education (ISBE) rule and (2) the following standards:

1. The program includes an organized collection of resources available to students and staff to supplement classroom instruction, foster reading for pleasure, enhance information literacy, and support research, as appropriate to students of all abilities in the grade levels served.
2. Financial resources for the program's resources and supplies are allocated to meet students' needs.
3. Students in all grades served have equitable access to library media resources.
4. The advice of an individual who is qualified according to ISBE rule is sought regarding the overall direction of the program, including the selection and organization of materials, provision of instruction in information and technology literacy, and structuring the work of library paraprofessionals.
5. Staff members are invited to recommend additions to the collection.
6. Students may freely select resource center materials as well as receive guided selection of materials appropriate to specific, planned learning experiences.
7. The program is guided by the principles of the American Library Association's *Library Bill of Rights* and its interpretation for school libraries. [PRESSPlus1](#)

Parents/guardians, employees, and community members who believe that library media program resources violate rights guaranteed by any law or Board policy may file a complaint using Board policy 2:260, *Uniform Grievance Procedure*. [PRESSPlus2](#)

The Superintendent or designee shall establish criteria consistent with this policy for the review of objections. Parents/guardians, employees, and community members with suggestions or complaints about library media program resources may complete a *Library Media Resource Objection Form*. The Superintendent or designee shall inform the parent/guardian, employee, or community member, as applicable, of the District's decision. [PRESSPlus3](#)

LEGAL REF.:

[23 Ill.Admin.Code §1.420\(o\)](#).

CROSS REF.: 6:60 (Curriculum Content), 6:170 (Title I Programs), 6:210 (Instructional Materials)

ADOPTED: September 23, 2020

PRESSPlus Comments

PRESSPlus 1. Optional. The American Library Association's (ALA) *Library Bill of Rights* includes the following:

1. Books and other library resources should be provided for the interest, information, and enlightenment of all people of the community the library serves. Materials should not be excluded because of the origin, background, or views of those contributing to their creation.
2. Libraries should provide materials and information presenting all points of view on current and historical issues. Materials should not be proscribed or removed because of partisan or doctrinal disapproval.
3. Libraries should challenge censorship in the fulfillment of their responsibility to provide information and enlightenment.
4. Libraries should cooperate with all persons and groups concerned with resisting abridgment of free expression and free access to ideas.
5. A person's right to use a library should not be denied or abridged because of origin, age, background, or views.
6. Libraries which make exhibit spaces and meeting rooms available to the public they serve should make such facilities available on an equitable basis, regardless of the beliefs or affiliations of individuals or groups requesting their use.
7. All people, regardless of origin, age, background, or views, possess a right to privacy and confidentiality in their library use.
8. Libraries should advocate for, educate about, and protect people's privacy, safeguarding all library use data, including personally identifiable information.

See <https://www.ala.org/advocacy/intfreedom/librarybill> and its interpretation for school libraries at: <https://www.ala.org/advocacy/intfreedom/librarybill/interpretations/accessresources>. The ALA's interpretation of its *Library Bill of Rights* acknowledges that the educational level and program of the school necessarily shape the resources and services of a school library, but it states that the principles of the *Library Bill of Rights* apply equally to all libraries, including school libraries. **Issue 111, March 2023**

PRESSPlus 2. Limiting the scope of complainants in this policy to parents/guardians, employees, and community members aligns with sample policy 2:260, *Uniform Grievance Procedure*. **Issue 111, March 2023**

PRESSPlus 3. Updated in response to subscriber and III. Council of School Attorneys member feedback regarding management of library book challenges. The issue of school library book removals is an unsettled area of law that is often litigated; consult the board attorney for advice regarding challenges to school library books or other library resources. In the only U.S. Supreme Court case to address this issue, Island Trees Union Free Sch. Dist. No. 26 v. Pico, 457 U.S. 852 (1982), the Court issued a plurality (not a majority) opinion finding a board could not remove books it had characterized as "anti-American, anti-Christian, anti-Semitic, and just plain filthy," if the removal was motivated by partisan or political reasons; to do so would violate students' Constitutional right to receive information and ideas. Four dissenting justices, however, disagreed that students have a right to receive information and ideas under the First Amendment and would have deferred to the judgment of the local school board.

See sample administrative procedure 6:230-AP, *Responding to Complaints About Library Media Resources*, and sample exhibit 6:230-AP, E, *Library Media Resource Objection Form*, available at PRESS Online by logging in at www.iasb.com. **Issue 111, March 2023**

Document Status: Draft Update

8:20 Community Use of School Facilities

School facilities are available to community organizations during non-school hours when such use does not: (1) interfere with any school function or affect the safety of students or employees, or (2) affect the property or liability of the School District. The use of school facilities for school purposes has precedence over all other uses. The District reserves the right to cancel previously scheduled use of facilities by community organizations and other groups. The use of school facilities requires the prior approval of the Superintendent or designee and is subject to applicable procedures.

Persons on school premises must abide by the District's conduct rules at all times.

Student groups, school-related organizations, government agencies, and non-profit organizations are granted the use of school facilities at no costs during regularly staffed hours. Fees and costs shall apply during non-regularly staffed hours and to other organizations granted use of facilities at any time. All non-school sponsored groups, before using the facilities during non-regularly staffed hours, must provide a certificate of insurance naming the District as an *additional insured* or otherwise show proof of insurance. A fee schedule and other terms of use shall be prepared by the Superintendent and be subject to annual approval by the School Board.

LEGAL REF.: [PRESSPlus1](#)

~~Boy Scouts of America Equal Access Act~~, 20 U.S.C. §7905, [Boy Scouts of America Equal Access Act](#).

10 ILCS 5/11-4.19-2.2, [Election Code](#).

105 ILCS 5/10-20.410, 5/10-22.10, and 5/29-3.5.

[Good News Club v. Milford Central School](#), ~~121 S.Ct. 2093~~ [533 U.S. 98](#) (2001).

[Lamb's Chapel v. Center Moriches Union Free School District](#), ~~113 S.Ct. 2141~~ [508 U.S. 384](#) (1993).

[Rosenberger v. Rector and Visitors of Univ. of Va.](#), 515 U.S. 819 (1995).

CROSS REF.: 7:330 (Student Use of Buildings - Equal Access), 8:25 (Advertising and Distributing Materials in Schools Provided by Non-School Related Entities), 8:30 (Visitors to and Conduct on School Property)

~~ADOPTED: September 23, 2020~~

PRESSPlus Comments

PRESSPlus 1. The Legal References are updated. **Issue 111, March 2023**

Document Status: Review and Monitoring

8:70 Accommodating Individuals with Disabilities

Individuals with disabilities shall be provided an opportunity to participate in all school-sponsored services, programs, or activities and will not be subject to illegal discrimination. When appropriate, the District may provide to persons with disabilities aids, benefits, or services that are separate or different from, but as effective as, those provided to others. [PRESSPlus1](#)

The District will provide auxiliary aids and services when necessary to afford individuals with disabilities equal opportunity to participate in or enjoy the benefits of a service, program, or activity.

Each service, program, website, or activity operated in existing facilities shall be readily accessible to, and useable by, individuals with disabilities. New construction and alterations to facilities existing before January 26, 1992, will be accessible when viewed in their entirety.

The Superintendent or designee is designated the Title II Coordinator and shall:

1. Oversee the District's compliance efforts, recommend necessary modifications to the School Board, and maintain the District's final Title II self-evaluation document, update it to the extent necessary, and keep it available for public inspection for at least three years after its completion date.
2. Institute plans to make information regarding Title II's protection available to any interested party.

Individuals with disabilities should notify the Superintendent or Building Principal if they have a disability that will require special assistance or services and, if so, what services are required. This notification should occur as far in advance as possible of the school-sponsored function, program, or meeting.

Individuals with disabilities may allege a violation of this policy or federal law by reporting it to the Superintendent or designated Title II Coordinator, or by filing a grievance under the Uniform Grievance Procedure.

LEGAL REF.:

Americans with Disabilities Act, [42 U.S.C. §§12101 et seq.](#) and [12131 et seq.](#); [28 C.F.R. Part 35](#).

Rehabilitation Act of 1973 §104, [29 U.S.C. §794](#) (2006).

[105 ILCS 5/10-20.51](#).

[410 ILCS 25/](#), Environmental Barriers Act.

[71 Ill.Admin.Code Part 400](#), Illinois Accessibility Code.

CROSS REF.: 2:260 (Uniform Grievance Procedure), 4:150 (Facility Management and Building Programs)

ADOPTED: September 23, 2020

PRESSPlus Comments

PRESSPlus 1. This policy is suggested to be reviewed by the Board. According to policy 2:240, *Board Policy Development*, "[t]he Board will periodically review its policies for relevancy, monitor its policies for effectiveness, and consider whether any modifications are required." IASB suggests that each policy in the Board's policy manual be reviewed at a minimum of every five years. As part of the review, the Board may choose to:

- Compare the adopted version to the current PRESS sample (available at PRESS Online by logging in at www.iasb.com), discussing any differences and/or options noted in the footnotes to determine whether local changes are necessary
- Update the policy language due to changes in local conditions
- Make no changes, but update the adoption date to reflect that the policy has been reviewed and re-adopted

Issue 111, March 2023

Minooka Community High School Handbook Revisions

2023/2024

New Procedures/Language

1. **Social Suspension Restorative Project - Page 33**

For students who are assigned/serving a social suspension, a student may get his/her social suspension commuted by completing community service. The community service must meet the guidelines established later in this document. **A student can only use this program on a first offense.** If a student commits a second offense while participating in this restorative community service project, the social suspension will be reinstated. If the student is a senior and commits a second offense, they will not be allowed to participate in the graduation ceremony. Below lists the amount of community service per social suspension.

Remainder of the year social suspension- 20 hours of community service

18 week social suspension- 12 hours of community service

9 week social suspension- 6 hours of community service

Students must see their assigned dean to get the Social Suspension Community Service Request Form. Upon pre approval, the student will submit the Community Service Verification Form to the Student Services Office. After the Student Services Office confirms the completion of the 6-20 hours of community service, the assistant principal will notify the student of the commutation of the social suspension.

Guidelines for Community Service

To qualify for approval, community service must meet the following criteria: All work must be done for a non-profit organization, including community and parent organizations, needy individuals, or school-based groups. It must not cause a reduction in the number of employees at a site. Students may not receive monetary reimbursement for their work. It must not take place in a situation that would be inappropriate for their age, background, or level of maturity. It must not place students in a situation which would pose a risk to their health or safety. It must not be for any political activity, lobbying, or special interest group. Work may not be for the direct benefit of a family member. The volunteer service must take place outside of the normal school hours.

Pre-Approved Groups:

Animal Shelters
Local Fire/Police
Retirement Homes
Food Pantries
Local Libraries
Special Recreation
Forest Preserves
Park Districts
School Events
Homeless Shelters
Service Organizations
Youth Organizations
Religious Organizations
Athletic Organizations

Updates

Cheating/Academic Dishonesty - Page 36

- Include the use of AI (Artificial Intelligence) programs and apps as a form of cheating/academic dishonesty.

NEW LANGUAGE

PROHIBITED CONDUCT (A)

No M.C.H.S. student participating in any extracurricular and/or co-curricular activity shall:

1. Possess, use, distribute or sell, or attempt to possess, use, distribute or sell, drugs, any substance represented to be a drug, controlled substances, drug paraphernalia, alcohol, tobacco, electronic cigarettes, tobacco products and/or improper use of prescription medications.
2. Being in attendance where there is illegal use or possession of drugs or alcohol, if the student can supply documented evidence that he or she was not using drugs or alcohol.
3. Commit and/or attempt to commit, and/or knowingly remain within the presence of one who commits and/or attempts to commit the offense of hazing, theft, assault, vandalism, illegal use of a weapon, or any other offense, which may be punishable by a court of law.
4. Use inappropriate, vulgar, lewd, indecent and/or derogatory language while representing the school at an extracurricular or co-curricular event.
5. Misuse school buildings, facilities and/or equipment.
6. Commit acts, which would bring disrepute to the extracurricular program in which the student is a participant.
7. Fail to abide by any other M.C.H.S. rule and/or policy as identified in the M.C.H.S. Parent-Student Handbook and/or the rules and regulations of the Illinois High School Association.

CONSEQUENCES

In general, failure to abide by any provision contained in this Code of Conduct may result in temporary suspension from the activity; disqualification from the activity for the remainder of the season and/or the school year; temporary suspension and/or disqualification from any and/or all extracurricular and/or co-curricular activities; or permanent disqualification from participating in any M.C.H.S. extracurricular and/or co-curricular student activity programs for the remainder of the student's high school career. Students involved in clubs and/or activities that do not compete or perform will be subject to consequences set forth in the by-laws of their club/activity.

TOBACCO, VAPING, DRUG, ALCOHOL OR OTHER PROHIBITED SUBSTANCES

a. First Offense

Suspension from extracurricular and/or co-curricular activities for the equivalent of one complete season. To complete the terms of the suspension, the student-offender

Minooka Athletics
Student Handbook
Code of Conduct Review
Pages 49-50
April 12, 2023

may be disqualified from more than one activity and may cover more than one school year. In lieu of suspension for one complete season, the student will be suspended from the activity for not less than 20% of the I.H.S.A. season limitations for athletic contests (Sec 5.00 I.H.S.A. Sports Season By-Laws) and/or scheduled performances and/or scheduled activity contests, if the student and parent or guardian attend an educational substance abuse program approved by the school district. Written proof of scheduled appointment dates at the program is required before the student will be deemed eligible to resume participation in the student activity. Failure to complete the program as scheduled may result in further discipline. During the time of contest/performance suspension, the student will be required to attend and participate in all practices. The student will not be allowed to dress or be at a contest/performance as a member of the team until the length of the suspension has been satisfied.

Conditions of Reduction Option: When a student chooses to participate in the first offense reduction option, he or she is required to follow the recommendations resulting from the evaluation or treating professional. Documentation of such a program or evaluation must be provided to the administration. Once treatment is completed, documentation verifying the completion should also be presented to the administration. Note: District 111 is not responsible for any cost incurred in an assessment or counseling option. This option is not available when there is a pending police report or an arrest has been made.

b. Second Offense

Suspension from extracurricular and/or co-curricular activities for the equivalent of one complete season. To complete the terms of the suspension, the student-offender may be disqualified from more than one activity and may cover more than one school year. In lieu of suspension for one complete season, the student will be suspended from the activity for not less than 50% of the I.H.S.A. season limitations for athletic contests (Sec 5.00 I.H.S.A. Sports Season By-Laws) and/or scheduled performances and/or scheduled activity contests if the student and parent or guardian attend an educational substance abuse program approved by the school district. Written proof of scheduled appointment dates at the program and attendance at a meeting with an M.C.H.S. student counselor and/or school administrator are required before the student will be deemed eligible to resume participation in the student activity. Failure to complete the program as scheduled may result in further discipline. During the time of contest/performance suspension, the student will be required to attend and participate in all practices. The student will not be allowed to dress or be at a

**Minooka Athletics
Student Handbook
Code of Conduct Review
Pages 49-50
April 12, 2023**

contest/performance as a member of the team until the length of the suspension has been satisfied.

c. Third Offense

Permanent suspension from participating in activities for the remainder of the student's high school career. It is recommended that a meeting be held between the student, the student's parent or guardian, and an M.C.H.S. counselor/administrator to discuss outside resources where the student can obtain professional help or counseling.

PROHIBITED CONDUCT (B)

No M.C.H.S. student participating in any extracurricular and/or co-curricular activity shall:

1. Commit and/or attempt to commit, and/or knowingly remain within the presence of one who commits and/or attempts to commit the offense of hazing, theft, assault, vandalism, illegal use of a weapon, or any other offense, which may be punishable by a court of law.
2. Use inappropriate, vulgar, lewd, indecent and/or derogatory language while representing the school at an extracurricular or co-curricular event.
3. Use social media to commit the offense of harassment, and/or bring disrepute to the extracurricular program in which the student is a participant.
4. Misuse school buildings, facilities and/or equipment.
5. Commit acts, which would bring disrepute to the extracurricular program in which the student is a participant.
6. Fail to abide by any other M.C.H.S. rule and/or policy as identified in the M.C.H.S. Parent-Student Handbook and/or the rules and regulations of the Illinois High School Association.

CONSEQUENCES

In general, failure to abide by any provision contained in this Code of Conduct may result in temporary suspension from the activity; disqualification from the activity for the remainder of the season and/or the school year; temporary suspension and/or disqualification from any and/or all extracurricular and/or co-curricular activities; or permanent disqualification from participating in any M.C.H.S. extracurricular and/or co-curricular student activity programs for the remainder of the student's high school career. Students involved in clubs and/or activities that do not compete or perform will be subject to consequences set forth in the by-laws of their club/activity.



E-RATE FY2023 PROPOSAL TO:

Minooka High School District 111

Submitted By:

Sentinel Technologies, Inc. – SPIN #: 143008231

FEBRUARY 24, 2023



TABLE OF CONTENTS

GENERAL CONTACT INFORMATION	3
EXECUTIVE SUMMARY	4
PRICING	5
Summary	5
Sentinel Monitoring & Managed Services Pricing Summary	7
SCOPE OF WORK – EXTREME WIRELESS	8
Executive Summary	8
Project Overview	9
Scope of Work	9
SCOPE OF WORK – MANAGED INTERNAL BROADBAND SERVICES (MIBS)	13
Executive Summary	13
Sentinel Monitoring System & Support Overview	14
Scope of Work	15
Quality Assurance	19
Service Level Agreements	20
PROPOSAL ASSUMPTIONS	22
Project Specific	22
General	22
SAMPLE OF OUR ILLINOIS EDUCATION CUSTOMERS	26
SAMPLE MANAGED SERVICES EDUCATION CUSTOMERS	27
ACCEPTANCE OF RFP TERMS	28
E-RATE PROJECT AND PAYMENT TERMS	29
E-RATE EXPERIENCE	31
APPENDIX A – SENTINEL TECHNOLOGIES OVERVIEW	32
SSAE 16 SOC 2, Type II Attestation	32

GENERAL CONTACT INFORMATION

General Contact Information

CUSTOMER CONTACT INFORMATION

James Kelly

Director of Technology

Minooka High School Dist 111
26655 W. Eames Street, Channahon, IL 60410
Office: 815.521.4017
jkelly@mchs.net

SENTINEL CONTACT INFORMATION

Megan Behrouz

Sales Executive

2550 Warrenville Rd., Downers Grove, IL 60515
754.778.1519 fax 630.769.1399
mbehrouz@sentinel.com

Garry Snyder

Solution Architect

4595 Broadmoor Ave. SE, Ste. 276, Grand Rapids, MI 49512
616.365.5520 fax 630.769.1399
gsnyder@sentinel.com

Josh Marcus

Solution Architect

6675 S. Kenton St., Ste. 105, Centennial, CO 80111
616.384.5411 fax 630.769.1399
jmarcus@sentinel.com

Executive Summary

Sentinel Technologies is pleased to present our proposal under SPIN 143008231. The pricing quoted provides special one-time provisions from our manufacturer. Our companies have partnered for many years which has allowed the two companies to bring our strengths together for a common goal.

Please see more detail contained within our proposal. We employ full-time engineers and project managers (not contractors) which means that the district will have a high level of continuity and accountability from Sentinel.

Sentinel Technologies has vast experience installing Network Infrastructure and Wireless in schools within the E-Rate program. In this proposal, we have included specific K-12 school references that have completed projects using E-Rate funds for your review. Please contact these references to learn of Sentinel's outstanding work and reputation.

We look forward to working with you and are happy to answer any questions about our technical design, scope of work and qualifications.

PRICING

Pricing

Summary

E-Rate FY2023 Internal Connections

E-Rate Hardware, Software and Maintenance

		Extended Price
Extreme Networks	\$	73,946.03
Cabling SubContractor	\$	33,379.52
Hardware, Software, Maintenance & Services Sub-Total	\$	107,325.55

TOTAL PROJECT - Project Total Cost is based on the combined purchase of all Hardware/Software, Professional Services and Solution Maintenance from Sentinel as detailed in the attached Bill of Materials. Unbundling or materially reducing any of these essential elements of the solution may result in modifications to the cost of the remaining elements.

		Extended Price
E-Rate Hardware, Software, Maintenance, & Services	\$	107,325.55
Professional Services	\$	12,420.00
Project Total	\$	119,745.55

Plus applicable tax, shipping & handling

*Regarding the resale of any products, pricing may be subject to a manufacturer price increase before the expiration date of the quote.

EXTREME NETWORKS

Extreme Networks						
Hardware & Software						
Part Number	Description	Qty	Unit Price	Ext Price	Special Notes	
New Extreme Access Points						
AP510C-WW	EXTREMECLOUD IQ INDR WIFI6 AP 4X4	9	\$ 667.81	\$ 6,010.29		
AP410C-FCC	EXTREMECLOUD IQ INDR TRI RADIO WLS 6 AP	146	\$ 440.13	\$ 64,258.98		
97000-AP410C-FCC	EW TAC & OS AP410C-FCC	34	\$ 24.80	\$ 843.20		365 Days
XCIQ-PT0-C-EW-1YR-K12	EXTREMECLOUD IQ PILOT TIER 0 CLD RTU	34	\$ 83.34	\$ 2,833.56		365 Days
		.0	\$ -	\$ -		
Maintenance & Support						
Part Number	Description	Qty	Unit Price	Ext Price	Special Notes	
Freight	Shipping & Handling			\$ -		

E-Rate Hardware, Software, Maintenance and Professional Services Sub-Total: \$ 73,946.03

PRICING

CABLING SUBCONTRACTOR

Cabling SubContractor

Premise Cabling

Part Number	Description	Qty	Unit Price	Ext Price	Special Notes
Cabling & AP Mounting					
	Supply labor to swap-out (121) new customer-provided Wireless Access Points (WAP's) for (121) existing (WAP's), per customer-provided spreadsheet.	1	\$ 28,160.00	\$ 28,160.00	
	Install, Identify, Terminate, Test & Certify (1) Cat 6 CMP UTP cable to (34) location for Wireless Access Point (WAP's), per customer provided spreadsheet. Cable to source from existing MDF/IDF closet and terminate at device side on a Cat 6 jack in a 1-port surface-mount box with a single Cat 6 patch cord for connection to the device	1	\$ 5,219.52	\$ 5,219.52	
	Supply labor to mount (34) new customer-provided Wireless Access points (WAP'S) for (34) new locations per provided floor plans	0	\$ -	\$ -	
	See CRW SoW for additional Details SOW	0	\$ -	\$ -	

Sales Tax and Shipping

Part Number	Description	Ext Price	Special Notes
Sales-Tax	Sales Tax (0.0%)	\$ -	
Freight	Shipping & Handling	\$ -	

E-Rate Hardware, Software, Maintenance and Professional Services Sub-Total: \$ 33,379.52

Sentinel Monitoring & Managed Services Pricing Summary

Sentinel’s professional support fees are both highly competitive and value-oriented. Our commitment to our Customers is to deliver measurable benefits that far exceed the associated investment. Our firm’s strategy is to bring professionals with focused expertise at a reasonable price.

Minooka High School District 111 will see immediate value and will have selected the best-in-class combination of value, partnership, services, support, and expert engineers.

SUMMARY PAGE

SUMMARY			
One Time Setup		\$1525	
Monthly Sub-Total		\$1255.00	
Customer Discount		30.00 %	
Monthly Total		\$923.50	
NOTES			
SENTINEL MANAGED SERVICES			
<u>INFRASTRUCTURE</u>			
<i>Product</i>	<i>Location</i>	<i>Quantity</i>	<i>Comments</i>
Wireless Access Point		155	Extreme APs
Wireless Controller		1	
<u>SUPPORT SERVICES</u>			
<i>Product</i>	<i>Location</i>	<i>Quantity</i>	<i>Comments</i>
Service Fee - Erate		1	
Confidential Information, property of Sentinel Technologies, Inc.			

Scope of Work – Extreme Wireless

Executive Summary

Minooka School District 111 is seeking bids for a wireless network refresh which includes upgrading their Extreme access points and adding (34) new premise cable drops and Extreme access points.

The sites include the following:

- **SOUTH CAMPUS** 26655 W. Eames Street Channahon, IL 60410.

The district's current network infrastructure is built upon Cisco C2960X series switches and Extreme wireless.

Sentinel Technologies has partnered with Extreme Networks and CRW Inc to provide a complete solution that for (155) Access Points, CRW will replace (121) existing Extreme Access Points plus (34) net new premise cable drops and Extreme Access Points. See floor plan for additional details.

Sentinel proposes replacing all the existing Extreme APs in the South Campus with new Extreme AP410C Indoor Access Points and AP510C Outdoor Access Points.

Sentinel has partner with CRW Inc who will install (34) new CAT6 premise cable drops and replace existing Access Points with new Access Points.

CRW will remove (112) existing Extreme AP230 series Access Points and install (112) new AP410C series Access Points re-using existing patch cables and premise cabling.

CRW will remove (9) existing Extreme AP550 series access points and install (9) new AP510C series access points re-using existing patch cables and premise cabling.

CRW Inc will install (34) net new CAT6 premise cable drops and install (34) net new AP410C Access Points. See floor plan for location of net new Access Points.

Sentinel will configure the new Extreme Access Points reusing Extreme IQ license.

Sentinel has included the professional services for the installation along with the associated project management to ensure successful deployment of the new network infrastructure.

It is the intent of this engagement that Sentinel will architect, design, and implement the project according to Sentinel established best practices and, in a manner, ready for production computing. During this project, knowledge transfer of general administration tasks, points of scale, and the environment will be provided to prepare the Customer staff moving forward after the engagement.

The next section “Project Overview” highlights the main phases involved in this project. The “Scope of Work” section then lays out in further detail what is covered as part of this project. Finally, “Customer Responsibilities and Assumptions” details important assumptions Sentinel has made in discussion with Minooka School District 111’s Team.

Project Overview

PROJECT PHASES

Phase 1 - Project Initiation Meeting

Sentinel Project Management will coordinate a kick-off meeting to review and approve the Scope of Work provided to the Customer. Customer and Sentinel provided resources will be introduced and their relevant roles for the project discussed. Sentinel Project Management will then coordinate a time for a site visit by Sentinel Engineers in order to draft a blueprint of all proposed work which will be provided to the Customer. High level timelines for project milestones will also be identified and discussed.

Phase 2 - Analysis & Design

Sentinel engineers will perform a high-level audit of the Customer's relevant infrastructure. The data collected from this audit will be used to generate a design for the implementation of the solution. Sentinel engineers will inform the Customer of any design requirements that will need to be completed by the Customer's IT staff prior to the start of the next phase (such as provisioning of storage space, acquisitions of licenses, and other essential design components not covered within this document). Upon acceptance of the work as detailed within the blueprint by the Customer, Sentinel engineers and project managers will then coordinate specific dates and times appropriate for accommodating the nature of the work involved (i.e., work which will require outages will be scheduled during appropriate maintenance windows).

Phase 3 - Staging

During the staging phase, equipment will be unboxed, burned-in, configured and tested off-site before being repacked and delivered for onsite implementation. This ensures maximum efficiency and quality while minimizing the disruptions and impacts to the Customer's environment.

Phase 4 - Implementation

Sentinel engineers will proceed with the implementation of all items specified within this Scope of Work and further detailed in the Customer approved Design Document.

Phase 5 - Post Support

Sentinel engineers will be dedicated to being available for the resolution of any problems or issues that arise during the post support portion of the project.

Phase 6 - Project Completion

Upon conclusion of all other phases of work Sentinel's engineers will provide the Customer with updated design documents for the project. Sentinel's project management team will then arrange for a meeting with the Customer to review the status of all project items. If no project items remain open Sentinel's project managers will request that the Customer sign off on the project, thus closing the project at that time.

Scope of Work

PLANNING AND PRE-ENGAGEMENT PREPARATION

- Identification of key Customer project team members with whom Sentinel will work to accomplish the tasks defined in this Scope.
- Review required hardware, software, networking and facilities required to successfully complete this engagement.

ANALYSIS & DESIGN

General

- Analyze the current environment to make sure the environment is ready for infrastructure implementation based upon the assumptions laid out in the next section.
- Engage with the Customer team to brainstorm the technical requirements and use case design for the implementation.
- Develop specific requirements, design and use case specifications blueprint document based upon Customer discussion.

Wireless

- Work with the Customer to gather Customer requirements that will be translated to the final configuration on the access points.
- Create the blueprint document that will highlight the configuration needed to achieve Customer requirements.
- This document will be reviewed with the Customer and signed off in order to proceed to the implementation phase.

IMPLEMENTATION - EXTREME ACCESS POINTS

- Access Point Installation.
 - Sentinel Engineers will inventory and prepare each of the wireless access points for installation. (Provide APs to CRW for physical deployment).
 - CRW Technicians will install (34) new CAT6 premise cabling in designated locations.
 - Refer to Floor Plans for additional details.
 - CRW Technicians will physically remove the existing Extreme Access Points.
 - CRW Technicians will physically install the (146) Extreme AP410C Access Points in the designated locations and connect them to the network.
 - (112) Existing AP230 series and (34) net new Access Points.
 - CRW Technicians will physically install the (9) AP510 Access points in the designated locations and connect them to the network.
 - Replaces (9) existing AP550 Access Points.
 - Refer to Floor Plans for additional details.
 - Sentinel Engineers will configure the new Extreme Access Points as specified in the implementation blueprint.
 - Sentinel Engineers will create interactive maps for AP locations.
 - Note District is required to provide floor plans acceptable for use as interactive map overlay.

CUTOVER / MIGRATION STRATEGY

Sentinel has provided Engineering and Project Management professional services to support a cutover/migration strategy. The project team will deploy the solution within an estimated one (1) cutover window(s). Any additional cutovers, or phased installation work will be added into scope via the change order (PCR) process and may require additional professional services to complete.

CUTOVER PLANNING SERVICES PROVIDED BY SENTINEL

Prior to any cutover, the Sentinel PM and Lead Engineer on the project will provide a “Solution Installation and Cutover Plan” which details the following:

- Start time and End time that is targeted for the maintenance window required for the cutover.
- Step by step plan for the work that is to be done prior to the installation, during the installation, and after the installation.
- Task ownership for each of the tasks identified.
- Task durations for each of the tasks identified.
- Back-out plan – along with a timeframe that identifies when we will initiate the back out plan.
- Test and Acceptance plans to be executed.

Once the cutover/installation plan has been created, the Sentinel Project Team and the Customer will meet to review and approve the plan. Prior to the cutover, a “go/no-go” call will take place to once again review the cutover plan and ensure that all stakeholders involved in the cutover are available, and all pre-cutover tasks have been completed successfully in preparation for the maintenance window. If a Customer requests to cancel and reschedule a cutover, rescheduling charges may apply. Any impact to Customer resource schedules as a result of a “no-go” call, will be Customer responsibility.

DOCUMENTATION AND KNOWLEDGE TRANSFER

- Provide documentation of the setup including a revised Sentinel design doc as well as any available vendor-created administrative and/or best practices guides.
- Provide knowledge transfer including basic functional overviews of products implemented, demonstrating the normal operations as installed in the Customer’s environment.
 - Note that knowledge transfer and functional overviews are not a substitute for formal vendor product Customer Education courses available. Sentinel strongly encourages attendance at Customer Education classes to gain further insight into the product architecture and its integration.

Sentinel welcomes Customer to be involved in all aspects of the project life cycle to achieve the highest level of knowledge transfer during the project. While there is no way to guarantee the level of knowledge transfer that will occur, additional time can be added to the staging, installation or testing portions of the project to try and accomplish this need. This request should be scheduled with the Project Manager. If additional time is added for this request, it will be handled through Sentinel’s PCR process.

Customer's that seek to get the most out of the knowledge transfer have had a higher degree of success by combining the specific deployment knowledge transfer with formal course training. When the course work is done prior to the project knowledge transfer Sentinel has seen the highest degree of self support post installation. That knowledge transfer and functional overviews are not a substitute for formal vendor product Customer Education courses available. Sentinel strongly encourages attendance at Customer Education classes to gain further insight into the product architecture and its integration.

PROJECT MANAGEMENT

Sentinel will provide a project manager committed to the success of the project. The project manager will be responsible for:

- Complete success of the project.
- Optimal coordination of all resources.
- Guiding the Customer on aspects of the project they are required to perform.
- Tracking and reporting of progress.
- Management of agreed to budget issues.
- Management of expected timelines for implementation.
- Changes to the project and communications of changes in writing using a Project Change Form.
- Post installation document gathering, assembly and presentation.
- Post installation project completion agreement and signature.

Project management will ensure complete project success. Communication is the cornerstone of project management, and the project manager will be the central communication mechanism for all parties. This will assure all relevant parties are informed about decisions that may affect the success of their component of the solution.

Scope of Work – Managed Internal Broadband Services (MIBS)

Executive Summary

Sentinel Technologies, Inc. (Sentinel) is honored to be able to provide a NOC Monitoring and Managed Services solution for Minooka High School District 111.

For more than 40 years, Sentinel has been recognized as a top-tier business technology solutions and services provider dedicated to delivering the highest quality Customer service and support. Even as our services have spanned generations of technology, Sentinel has stayed at the forefront of IT developments and maintained a singular focus on providing practical and innovative solutions. With single-source accountability, Sentinel's proven repeatable methodology, processes and experienced teams can efficiently address a full range of IT needs - from NOC monitoring and managed services, to communications, to data center, to cloud solutions, to business process improvement and assessments, to targeted applications and end-to-end IT solutions. Our proven success has allowed us to expand from our original charter of providing technology maintenance services to our current standing as one of the leading IT services and solutions providers in the U.S. and beyond. Sentinel's engineers, Customer Service and support, and project management team's reputation has become synonymous with high quality, cost effective solutions for our Customers. Sentinel's pricing response will reflect our sincere desire to establish a long-term partnership. Sentinel is confident we will emerge as the top option for executing your business critical managed services, but also as your preferred partner for contributing to your overall growth and future success.

Sentinel provides our Customers with the complete solution: vision, design, product, implementation, documentation, service and support. Sentinel's services span the range of business verticals in the mid-market, upper mid-market, and enterprise level organizations. Companies in Financial and Banking, Healthcare, Government, Education, Legal, Utilities, and Manufacturing verticals have all taken advantage of Sentinel's ability to take either full responsibility or act as a supplemental contributor to our Customer's most important business technology initiatives.

Headquartered in Downers Grove, IL, Sentinel Technologies has independently managed offices in eleven locations: Chicago, IL, Springfield, IL, Detroit, MI, Grand Rapids, MI, Lansing, MI, Milwaukee, WI, Phoenix, AZ, Denver, CO, Orlando, FL, Houston, TX, and Columbus, OH allowing us to service our Customers both nationally and internationally. Sentinel applies an extraordinary breadth of technical solution expertise to design, sell, deploy and support our Customer's business technology needs. Our unwavering commitment to thought leadership and Customer satisfaction maximizes both the value of technology investments and its impact to the business. When it comes to achieving a tangible ROI and sustainable performance from your IT environment, Sentinel stands apart. Sentinel's large service staff (750+ employees), multitude of original equipment manufacturers (OEM) certifications, a 24x7 Customer Care Center and a professionalism and commitment to service excellence act in combination to ensure a successful partnership.



Scope of Work

SENTINEL NOC REMOTE MONITORING AND MANAGED SERVICES

Sentinel offers full managed services and monitoring solutions for advanced visibility into performance and utilization of resources at great scale. Based on multiple proven platforms, advanced correlation services and multiple alerting options, Sentinel has built an industry leading Network Operations Center (NOC).

Sentinel NOC Remote Monitoring features include:

- NOC 24 x 7 Remote Monitoring via a secure VPN tunnel.
- Up/Down status monitoring via ICMP requests.
- Availability / Uptime.
- Syslog/Trap storage.
- Hardware Device Monitoring and Analysis.
- CPU, Memory, Disk space and Latency.
- WAN Circuit status.
- Traffic throughput, utilization, errors and discards of WAN circuits, Trunk ports or any critical interface.
- Wireless Monitoring – AP association status, SSID, Signal Strength, Wireless clients.
- Alerting (built with intelligence that eliminates false positives).
- Alert Routing to NOC and/or dedicated engineer for immediate remote resolution.
- Hardware Health Reporting (fan, power supplies, temperature, environmentals, and the like).
- Reporting (Inventory, Utilization, Performance, and much more).
- PRI circuits – monitors the status and capacity of your PRIs.
- Voice Gateways - monitors the status and utilization of your voice gateways.

Managed Services Feature Highlights

- **Sentinel Remote Diagnosis and Remote Repair Capability.**
Sentinel leverages remote tools to ensure 24x7x365 support service is delivered quickly and efficiently. Sentinel understands that your IT environment is dynamic and demands visibility and expert engineers around the clock and will stay committed to providing continuous effort and support.
- **Carrier Incident Handling.**
Sentinel will work with carriers on resolving circuit issues and outages. Sentinel has numerous levels of escalation points through multiple carriers due to the maturity and multiple years of experience providing carrier incident handling.
- **Configuration Management.**
Sentinel will automatically back up system configurations on network devices and any device that has a CLI (Command Line Interface). Configurations are backed up nightly and stored in an encrypted database *only* if a change has occurred.

Sentinel Monitoring System & Support Overview

The diverse nature of today's Local and Wide Area Networks creates support challenges for many organizations. Sentinel Technologies' Monitoring and Managed Service offerings address these challenges by providing specialized resources to support Customers' systems.

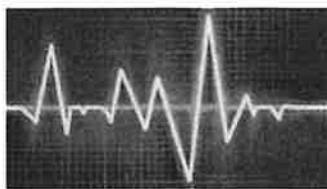
Sentinel has been delivering mission critical network support services to Customers since 1982. Our goal is to provide our Customers with peace of mind knowing their network is being monitored by professionals 24 hours/day, 7 days/week. Through years of experience in working with Network Operations Centers (NOC), Sentinel has developed a unique and well rounded perspective on how to provide value through monitoring services. It is not just dials, graphs and trend lines – the real value lies in avoiding outages and minimizing the impact if an outage occurs.

NOC Monitoring and Managed Services Benefits:

- **Reduce Downtime** by ensuring systems are monitored and remediation is delivered 24x7x365 with industry leading SLAs.
- **Stabilize Costs** by creating a predictable cost model offering predefined, all-inclusive management and administration cost per device.
- **Improved business continuity** with SLA bound infrastructure availability and performance through 24x7x365 proactive monitoring and support via Sentinel's dedicated Network Operations Center.
- **Reduced risk of employee turnover** creating uncertainty and inconsistency in the operations. Sentinel's Managed Services will provide a level of continuity and consistency.
- **Increase IT support coverage** through utilizing Sentinel's dedicated 24x7x365 Network Operations Team who specializes in day-to-day operations and maintenance.
- **Provide single number resolution** to IT infrastructure services delivery.
- **Deliver infrastructure services elasticity** providing fixed rate supplemental IT services.
- **Enhanced Infrastructure Reliability** by leveraging the breadth of experience available through Sentinel's extensive technical staff to support a wide range of technologies.



STABILIZE COSTS



INCREASE SYSTEM HEALTH



STAY FOCUSED

Sentinel will automatically back up system configurations on the following devices. Configurations, Change Reports and on-demand download ability are available in the NOC web console. The following methods will be used to back up the environment:

Device Type	System Config Backups
Routers	NOC via CLI
Switches	NOC via CLI
Firewalls	NOC via CLI
Wireless Controller	NOC via CLI

- **Sentinel Complete Restore.**
 In the event of hardware failure, hardware replacement, catastrophic outage causing corrupt config, or any loss of system configuration, Sentinel maintains backed up configurations so systems can be restored promptly, providing minimal downtime in the event of an outage (*restoration only applies to backed up equipment listed above*).
- **Sentinel End-To-End Problem Management.**
 Sentinel will provide management and support services on any equipment covered under the agreement. It is understood that at times, manufacturers or third party providers might need to be engaged for further support. Sentinel will work with agents in attempting to resolve issues as long as maintenance and a LOA (letter of agency) is maintained.
- **Device Administration.**
 Sentinel will provide dedicated expert engineers to administer covered systems on a 24x7x365 basis. Unlimited Moves, Adds and Changes are included to assist with your day to day administration. A best practice guideline of 2 hours will be used on change tickets.
- **Preventative Maintenance and Patching.**
 Manufacturer releases are important for staying up to date with critical software and security patches. Sentinel will work with on a strategy for this preventative maintenance while taking into account your change control guidelines and approval process. A detailed report of system updates will be provided during the following intervals with recommendations and Scope of Work.

Firmware updates and minor release updates are included in the following schedule.

Device Type	Level	Review Frequency	Performed
Routers	Minor	6 Months	As Needed or Requested
Switches	Minor	6 Months	As Needed or Requested
Firewalls	Minor	3 Months	As Needed or Requested
Wireless Controller	Minor	6 Months	As Needed or Requested

SCOPE OF WORK – MANAGED INTERNAL BROADBAND SERVICES (MIBS)

NOC ONBOARDING

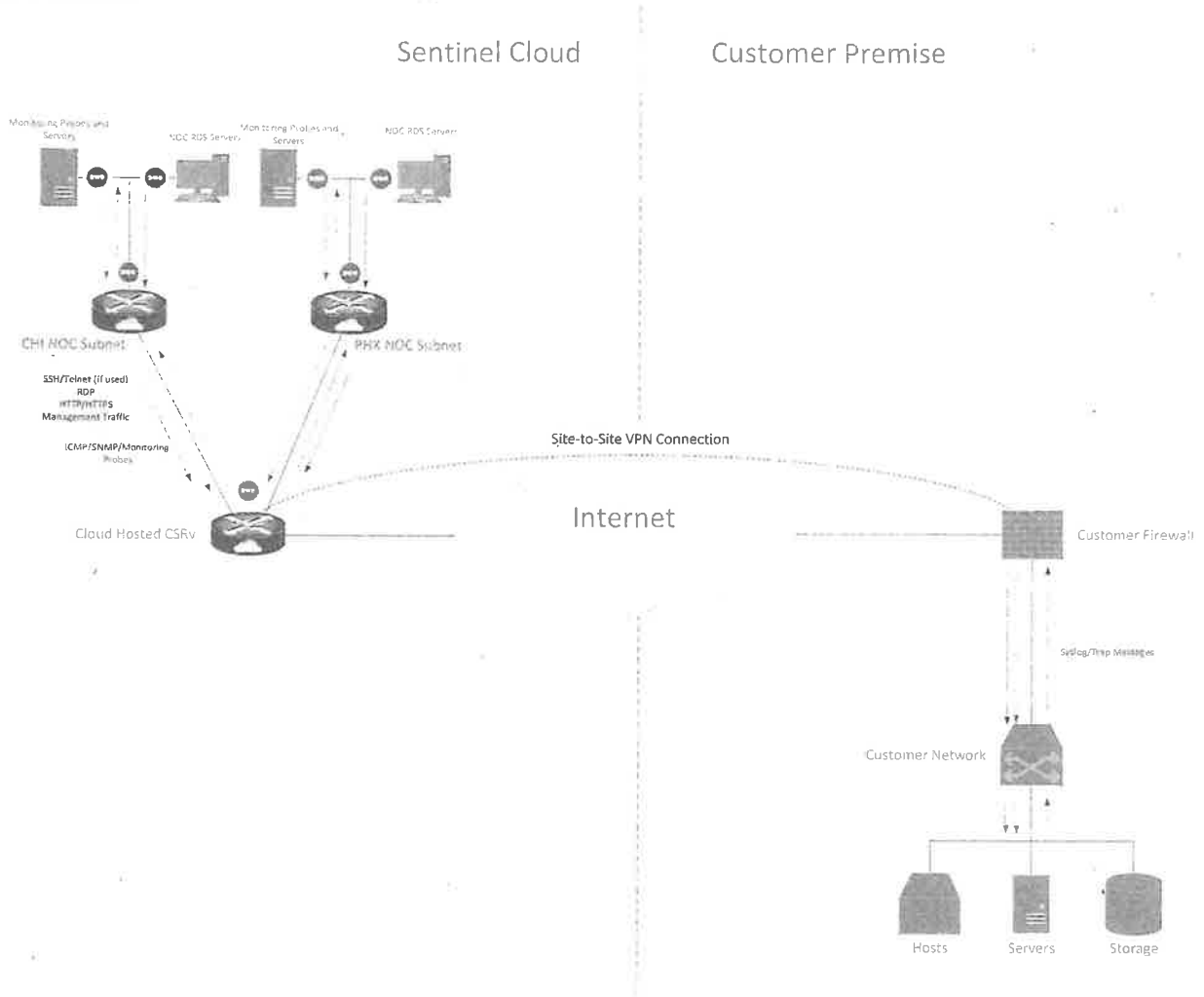
Sentinel utilizes PMI best practices for the onboarding of Managed Services Customers. During the onboarding and transition period of the managed services engagement, Sentinel will define key stakeholders necessary to execute all onboarding responsibilities (e.g. PMs SDMs, SMEs, etc.), and document any risks that could affect the onboarding project.

To ensure complete transition within 30-45 days, Sentinel will provide a complete project plan and work breakdown structure outlining the tasks and responsibilities of the onboarding phase. Sentinel will execute all necessary tasks outlined within the work breakdown structure in order to complete the project on time, and as needed we will assist with gathering any information required to complete the Customer Onboarding Forms. Once all the required onboarding forms are complete and credentials have been created to allow Sentinel access to the network, the Sentinel onboarding Project Manager will engage engineering resources to configure and establish VPN connectivity to the NOC network. After connectivity has been established to the network and access has been granted to all applicable devices, the Sentinel onboarding engineer will execute or assist with all necessary configurations to establish connectivity to each device. Following the completion of all devices being monitored, the Sentinel onboarding team will conduct training on how to navigate and utilize the features within our Sentinel Monitoring System. The onboarding team will cross train and hand over all findings that have been discovered during the onboarding phase to the dedicated support teams. Once the project plan has been fully executed and all work has been accepted, you will be officially transitioned to the NOC and managed services team that will be supporting the core technologies: network, server, and security.



SCOPE OF WORK – MANAGED INTERNAL BROADBAND SERVICES (MIBS)

CONNECTIVITY



Quality Assurance

Sentinel’s Quality Assurance team will host regularly scheduled review meetings to review NOC monitored data, uptime & availability, traffic patterns, root cause analyses of chronic issues, trouble ticket data and SLAs, and help identify environment trends or capacity issues. Additional dashboards within ServiceNow will show an executive view into the performance, availability, usage and equipment inventory. Below are sample dashboards:



Service Level Agreements







Sentinel makes commitments to industry leading SLAs within NOC Monitoring & Managed Services. SLAs are defined from first communication to a MTTR (Mean Time to Repair) for incidents and change tickets. All SLAs are tracked and worked through Sentinel’s trouble ticketing system, ServiceNow, and reporting is made available through the ticketing console on www.sentinel.com.

The following is a matrix of Sentinel’s SLAs built on industry standards (ITIL) Urgency/Impact definitions.

		Urgency		
		Critical Event has occurred – Immediate action required	High Event scheduled to occur – Need response	Affects Multiple Users Event is far enough away in time to allow response – no loss to productivity
Impact	Affects Enterprise System down completely. No functionality of an entire system, business impacted.	P1	P1	P2
	Affects Site/Dept A function of the system is down, impact to the customer.	P1	P2	P3
	Affects Multiple Users Something is not functioning but is not impacting business. P1 or P2 issue is no longer impacting business and a workaround has been provided.	P2	P3	P3

Sentinel guarantees the following SLAs and will report on SLA performance through automated reporting and the monthly quality assurance review meetings.

SLA: Priority Definitions

			Notification	Response	Restore/Implement Mean Time To Restore
P1	Interruption making a critical functionality inaccessible or a complete network interruption causing a severe impact on services availability. There is no possible alternative.	 Incident	15 min	1 hour	8 hours
		 Change	15 min		2 hours
P2	Critical functionality or network access interrupted, degraded or unusable, having a severe impact on services availability. No acceptable alternative is possible.	 Incident	15 min	2 hours	24 hours
		 Change	15 min		8 hours
P3	Non critical function or procedure, unusable or hard to use having an operational impact, but with no direct impact on services availability. A workaround is available.	 Incident	15 min	8 hours	48 hours
		 Change	15 min		48 hours

Proposal Assumptions

Project Specific

Minooka School District 111 will provide physical access to the building and rooms.

Minooka School District 111 will provide credentials for network access.

Minooka School District 111 will provide remote access to the network.

Minooka School District 111 will provide floor plans depicting existing AP locations.

Minooka School District 111 will provide floor plans for creating interactive maps.

CRW will install Extreme access points using the existing AP locations and premise cabling.

CRW will install new CAT6 premise cabling as denoted on floor plans.

CRW has not included any cost associated with lift rental, if AP locations are higher than what can be reached with a 12' ladder. If a lift from the district can not be obtained a PCR (Project Change Request) will be initiated with Minooka School District 111 for the cost associated with a lift rental.

CRW proposal does not provide for any raceways (conduit, latch-duct).

CRW proposal does not provide for work through any areas containing asbestos areas.

CRW proposal does not provide tone, identify, move, or test any existing cabling.

CRW proposal does not provide provisions to supply or install any type of electric (power, lighting) included in proposal.

CRW Inc. is not responsible for the condition or performance of existing cabling.

Price contingent upon CRW Inc. having unrestricted and uninterrupted access to all work areas, including but not restricted to hallways, classrooms, offices, closets, etc.

- No provision for any downtime or wait time included in proposal. Any such required downtime or wait time to be billed on a time-and-material basis.

General

The following is a list of responsibilities and/or tasks that Sentinel assumes have been completed or reviewed by Minooka School District 111 to the execution of the above-mentioned project. If additional responsibilities are uncovered during the project, Sentinel will make sure that Minooka School District 111 is made aware of any issues promptly to determine resolution.

PROPOSAL ASSUMPTIONS

PROJECT EXCLUSIONS

Any work item not explicitly listed as in scope or a Sentinel responsibility in this proposal shall be considered out of scope. Additional scope items may be added via the PCR process described herein.

PRODUCT LEAD TIMES

Depending on the technologies quoted, orders may be direct or through distribution. Lead times should be expected to be 8 weeks but can exceed 8 weeks. Should expedited equipment requirements arise, there could be an additional charge to source through a warehousing distribution partner.

SITE READINESS AND SITE SURVEY REQUIREMENT

Every effort has been made to ensure that proper power cords and patch cables have been included to match your environment's infrastructure. The notes section of the Bill of Materials (BOM) explicitly states the quantity and type of cords quoted.

Four options are available to ensure the accuracy of the selected items; please initial next to which method you agree to: (SELECT AND INITIAL ONLY ONE)

Note: In the absence of the Customer selecting one of the four options below, it is agreed that the contract will default to Option #1.

Initials

OPTION 1

Customer waives the opportunity to complete a site/closet checklist, has reviewed the BOM and agrees to quantity, type and length of the power and patch cables provided. [Financial obligation for labor and materials for changes identified post order will be the Customer's responsibility]

OPTION 2

Customer has provided a site/closet review checklist document and confirms the quantity, type and length of the power and patch cables quoted. [Financial obligation for labor and materials for changes identified post order will be the Customer's responsibility, unless Sentinel provided the incorrect part based upon the provided checklist]

OPTION 3

Customer elects a "for charge" onsite survey of the facilities and closets to determine the quantity, type and length of the power and patch cables required. In addition, Sentinel will assess each closet's cooling and UPS readiness for the proposed equipment being provided. [Financial obligation for labor and materials for changes identified post order will be Sentinel's full responsibility, unless changes to the site have taken place subsequent to the site assessment]

OPTION 4

Not applicable. This SOW does not contain any work that would be performed in or impacted by the Customer's MDF, IDF or Data Center facilities.

PROPOSAL ASSUMPTIONS

PERMITS & ACCESS

Unless otherwise agreed, all permits, variances, access to facilities, roof access, building warranty concerns or other site-specific information and procedures are the responsibility of the Customer. Sentinel can assist as needed but will need to be informed of any requirements prior to the site survey to consider these within the validation process.

REMOTE SUPPORT

Sentinel's service estimate assumes remote access support through IP VPN or IP PPP connection. Without this access, additional services may be incurred for optimization and tuning required pre and post installation.

TRAVEL REQUIREMENTS AND COST

Unless specified within the proposal, all travel expenses and time are not included. Travel time shall be invoiced at pre-negotiated rates and expenses plus per diem at actual costs.

EXISTING HARDWARE COMPATIBILITY & FIRMWARE UPDATES

Where Customer provides existing server or other hardware, it is assumed the Customer has verified all such hardware is compatible with the versions of the software specified within the scope. This includes relevant firmware updates. Sentinel will not be providing firmware updates to any servers as part of this Scope of Work.

3RD PARTY INTEGRATION

Unless noted otherwise, Sentinel assumes no reliance on 3rd Party applications, connections or plug-ins to software deployments and updates as specified in this scope. If during Analysis and Planning any required 3rd Party integration is uncovered, additional hours may be incurred.

FIBER

It is assumed that the Customer's existing fiber will support proposed transmission speeds (i.e., 1GB, 10GB, 40GB, etc.). Customer must ensure that the fiber optic cabling is within manufacturer tolerances for distance and loss in order to support the required transport speeds. In some cases, specialized equipment, such as attenuators and mode conditioning cables, may be required to properly support these speeds. This equipment will be at the expense of the Customer.

OPTICS (SFP, SFP+, GBIC, ETC...)

Every effort was made in the pre-sales process through white board sessions, BOM reviews and diagrams to identify any and all optics required. **OPTICS AS QUOTED AND SOLD ASSUME A STAND-ALONE SYSTEM UNLESS OTHERWISE NOTED.** Migration items and integration items to existing equipment, if not noted, are not included nor is time for the interconnection, planning or design of same. Should any question exist as to the total number, types and use of the optics, Sentinel can set up a design review and white board session prior to the order upon request.

POWER, RACKS & COOLING

Like the optics, Sentinel has made a best effort to match any power requirements and answer any requests of the Customer related to equipment specifications, power cables included or other physical requirements. Any adjustments to fit in racks, connect to specific power terminal types, or secure electrician services to run a new service are beyond the fixed bid project price. Sentinel will respond to any inquiry and provide product literature. Any sizing charts provided are done so as a convenience to the Customer and DO NOT represent a commitment by Sentinel that, as sold, the equipment is ready for the Customer site. Sentinel offers Technology Area Design (TAD) consulting services should the Customer prefer a more formal and accurate solution.

PROPOSAL ASSUMPTIONS

PATCH CABLES / CABLE LENGTHS

In most cases the BOM includes any note(s) on cable lengths included. Without the design validation of a formal TAD engagement, only a best effort is made to match the site requirements. Any changes to the cord lengths, connectors or other site readiness items will be in addition to the solution once the order is placed with the manufacturer(s). Many of the vendors offer the ability to select the appropriate items prior to order but will charge for any replacements needed after the order and this offer will be extended to the Customer through the Sentinel Project Change Request (PCR) process. Unless specified, Sentinel assumes the Customer will provide all patch cables needed and can provide the product literature on any devices upon request.

LABOR UNION REQUIREMENTS

Sentinel has NOT included any parameters for Union workers. Any requirement would require a subcontract arrangement to be determined up front and would increase the cost of deployment.

PATCHING AND EQUIPMENT CABLING

Sentinel assumes, unless noted here, that the Customer will patch in all equipment to the cabling plant within the facility. Sentinel can perform this connection service at an additional charge with an approved PCR.

Sample of Our Illinois Education Customers

Acero/Uno Charter Schools
Addison School District 4
Alsip-Hazelgreen-Oaklawn 126
Argo – Summit Community
Arlington Heights School District 214
Ball-Chatham School District 5
Brookwood School District 167
Catalyst School Chicago
Channahon School District 17
Chicago Charter Schools Foundation
Chicago Public Schools
District 327
Dolton School District 148
Elgin School District U46
Evanston School District 202
Frankfort School District 157C
Glencoe School District 35
Hillside School District 93
Hononegah Community School District 207
Illini Bluffs Community Unit School
Intrinsic Schools
Iroquois Kankakee
Kankakee School District 111
Kirby School District 140
LaGrange School District 102
Lemont-Bromberek School District 113A
Manteno School District 5
Midlothian School District 143
Minooka High School District 111
Morton Grove School District 70
New Lenox SD 122
New Trier Township District 203
Noble Network of Charter Schools
Northern Suburban Special ED District
Oswego School District 308
Palatine School District 15
Peotone School District 207U
Plano School District 88
Prairie-Hills School District 144
Schiller Park District 81
School District 146
School District 200
School District 217
School District 50
South Holland School District 150
St. Francis High School
Steger School District 194
Tinley Park-Community Consolidated
Township High School District 214
Washington School District 52
Wheaton Community Unit
Woodland Community Consolidated
Worth School District 127

Sample Managed Services Education Customers

Acero Charter Schools Inc

LaGrange School District 102

Ann Arbor Public Schools

Lemont Bromberek School District 113A

Berwyn North School District 98

Moline Christian School

Blue Ridge Unified School District

New Trier Township High School District 203

Cassopolis Public Schools

Noble Network of Charter Schools

Catalyst Schools of Chicago

Sacaton School District 18

Chicago Public Schools

Sandridge School District 172

D49 – El Paso County School District

Township High School District 113

Intrinsic Schools

Acceptance of RFP Terms

Sentinel Response: Sentinel Technologies Inc. has read, understands, and agrees to the terms of the RFP unless otherwise noted.

E-Rate Project and Payment Terms

This proposal is valid through the FY2023 E-Rate Filing Period, 09/30/2024. Upon dual execution, this proposal shall be governed by the below Agreement between the parties. The agreement may be revised, amended, extended upon written mutual agreement and is considered a minor contract modification.

Agreement No. 001

Project Terms

The agreement is contingent upon Board Approval and Erate FCDL. All sections of this project, other than those sections expressly identified as Non-E-Rate or E-Rate Ineligible, are contingent on the project being accepted and approved, and a Funding Commitment Decision Letter (FCDL) with funding commitment issued by the USAC-SLD of the FCC (E-Rate) for the items and services requested. In the event that an E-Rate funding award is not made for the items or services sought in this agreement, this project and subsequent award at Customer's election, may be considered null and void.

Upon issuance of an FCDL and confirmation of intent to proceed by the Customer in the form of a duly filed Form 486 with the SLD, Sentinel will order all equipment and items approved by the SLD for non-recurring services funding. For recurring services, Sentinel will commence services upon the date of Customer filed FCC Form 486 or the start of the E-Rate funding period.

SLD Funded Payment Terms

After proceeding as outlined above, Sentinel will invoice the Customer only their portion of E-Rate funding commitment (non-discounted amounts), all E-Rate ineligible costs and costs in excess of the SLD funding commitment amounts. Sentinel will invoice USAC-SLD for all SLD committed funding amounts. In the event the SLD deems any or all of the project as ineligible, the Customer is responsible for those portions of the contract as well as the Customer's matching portions.

In the event that a funding commitment from the SLD has not been received at the time the services are to commence, the Customer may elect to proceed with the services (recurring or non-recurring) in advance of a funding commitment, so far as work commences within E-Rate's fiscal year. If the Customer elects to proceed with the services in advance of receiving necessary funding commitments from the SLD, Sentinel will invoice the Customer all costs in FULL, including otherwise discounted amounts anticipated from the SLD. At such time funding commitments are received from the SLD, the Customer may then seek reimbursement for the discounted committed funding amounts from the SLD by filing a Form 472 Billed Entity Applicant Reimbursement (BEAR) form, which Sentinel will certify for work completed or in-progress.

Non E-Rate Payment Terms


Hardware/Software: For orders over \$100K, 50% at contract execution, balance upon shipment from manufacturer


All Invoices: Net 30

Fixed Price

Fixed Fee Services will be progress billed monthly based on percentage of completion. Generally, services for all non-business impacting tasks are quoted at a standard rate for labor from 9:00 a.m. – 5:00 p.m. If Customer requires, Contractor can perform some of these services outside of normal business hours at an overtime labor rate. Notwithstanding the above, services related to migrations, cutovers, or changes to critical core infrastructure are assumed to be performed outside of business hours and are included in the services pricing provided in this contract. For the fixed charges listed, the Contractor shall furnish all of the materials and perform all of the work shown on the drawings and/or described in the specifications entitled Appendix A, as annexed hereto as it pertains to work to be performed at designated Customer locations. Any alteration or deviation from the above specifications, including but not limited to any such alteration or deviation involving additional material and/or labor costs, will be executed only upon a written order for same, signed by Customer and Contractor, and if there is any charge for such alteration or deviation, the additional charge will be added to the contract price detailed above.

On this 24th day of February, 2023, this Proposal has been respectfully submitted by Sentinel Technologies, Inc., signed by its duly authorized agent below:

CUSTOMER:
Minooka High School District 111
Signature: 
Printed Name: Jim Kelly
Title: Director of Technology
Date: 3/21/2023

CONTRACTOR:
Sentinel Technologies, Inc.
Signature: 
Printed Name: Robert Lenartowicz
Title: Chief Operations Officer
Date: 2/24/2023

E-Rate Experience

Sentinel wants to help our education Customers meet their networking demands and obtain the right tools to support learning in our digital world. We have extensive E-Rate experience working with educational institutions and school districts of all sizes. The systemic processes we have established over the last 20+ years incorporate lessons learned as well as industry-leading project management methodologies and a large staff of highly trained engineers. Sentinel has developed proven workflows, reporting tools, collaborative dashboards, approval structures, and documentation procedures to ensure our projects are effectively managed. We become an adjunct member of each Customer's team as we collaborate together to reach a common objective.

Sentinel works closely with E-Rate consultants to initiate and monitor discussions surrounding any proposed modifications or technology additions to the Eligible Services List (ESL). These consultants also help to verify and validate ambiguities in E-Rate policies so we can guide our Customers toward expedited funding commitments.

The results for E-Rate Customers include increased visibility of school and/or school district stakeholders, better communication with school leaders, faster deployment schedules, and more detailed documentation in order to reduce the risk of an audit. Sentinel's project management team has dedicated roles for orchestration, financial, and communication responsibilities, as our experience has shown these investments result in highly successful projects. We are committed to ensuring our education Customers have the essential resources to modernize their technology environments and achieve more through the E-Rate program.

Appendix A – Sentinel Technologies Overview

For more than 39 years, Sentinel Technologies has been recognized as a premier business technology services provider dedicated to delivering the highest quality Customer service and support. Even as our services have spanned generations of technology, Sentinel has stayed at the forefront of IT developments and maintained a singular focus on providing practical and innovative solutions. With single-source accountability, Sentinel processes and teams can efficiently address a range of IT needs - from end-to-end solutions to targeted applications. Our proven success has allowed us to expand from our original charter of providing technology maintenance services to our current standing as one of the leading IT services and solutions providers in the U.S.

To see more, go to Cisco.com, search for partner locator, enter Sentinel Technologies, Inc.

SSAE 16 SOC 2, Type II Attestation

Standing at the apex of Sentinel's myriad awards, honors and certifications is its SSAE 16 Service Organization Control (SOC) 2, Type II Attestation which has been undertaken annually by the nationally-renowned auditing firm Plante Moran, PLLC for the past three years. The SOC 2, Type II attestation is the highest and most rigorous in the SSAE 16 portfolio of audits, evaluating Controls and Processes that encompass the Five Trust Service Principles of Security, Availability, Processing Integrity, Confidentiality and Privacy.

Why should this matter to you? The SSAE 16 attestation provides independent validation and assurance that Sentinel is in compliance with best practices regarding items of critical importance to you -- security, confidentiality, data protection, project management and IT strategic solutions, to name a few. If you are seeking consulting or services support for your IT environment, the SOC 2, Type II attestation should be one of the most important factors in your evaluation.




The SSAE 16 Attestation is a standard that was created by the American Institute of Certified Public Accountants (AICPA) in 2010 to replace the SAS 70 certification process, and expand reporting to the effectiveness of a service organization's controls relating to operations and compliance.



SENTINEL TECHNOLOGIES
A PREMIER BUSINESS SOLUTIONS
PROVIDER

2550 WARRENVILLE RD, DOWNERS GROVE, IL 60515
WWW.SENTINEL.COM



COMPANY OVERVIEW

OUR VISION

To create a more secure, efficient, accessible, and comprehensive IT environment posture for businesses across all verticals.

OUR MISSION

Providing thought leadership and best-in-class business technology, engendering fanatical customer loyalty through uncompromising customer service, and creating a work environment that encourages creativity, fosters growth, and rewards success.





TABLE OF CONTENTS

3	WELCOME STATEMENT	11	ALWAYS SECURE
4	ALWAYS LEADING	12	SECURITY EXCELLENCE AND OUR AWARDS
5	ALWAYS DELIVERING	13	KEY PARTNERS
6	ALWAYS INVOLVED AND CAPABLE	14	VALUED PARTNERS
7	ALWAYS CONNECTED	15	OUR SPECIALIZATION AND QUALIFICATIONS
8	ALWAYS ENGAGED	16	COMPANY AND INDIVIDUAL CERTIFICATIONS
9	ALWAYS EFFICIENT	17	EMPLOYEE SATISFACTION QUALIFICATIONS
10	OUR METHODOLOGY	18	OUR LOCATIONS

WELCOME STATEMENT

"Welcome to Sentinel! From the Office of the President, we first want to thank you for considering a partnership with Sentinel. We take all of our obligations and commitments very seriously as we have since our inception in 1982. We can assure you that no matter what assignment Sentinel might be selected for, we will deliver our very best. Our ultimate objective is to always deliver a solution that provides true value to your business.


We truly look forward to engaging and providing an outstanding customer experience!"


- Office of the President

Tim Hill
Co-President
Chief Financial Officer

Robert Lenartowicz
Co-President
Chief Operations Officer

Brian Osborne
Co-President
Chief Sales and Marketing Officer





ALWAYS LEADING

Sentinel excels at providing customers with world-class IT solutions, consulting, customer service, and support. Our Always Leading approach includes the relentless pursuit of innovative solutions, the development of strong partnerships, as well as the acquisition of top certifications from global technology leaders. These factors have enabled Sentinel to become a single source capable of addressing IT needs for organizations of all sizes and industries. Sentinel's comprehensive portfolio includes solutions focused on advisory, cloud, security, communications, lifecycle, and managed services. Our goal is to ensure your organization has the right technologies and capabilities to achieve unprecedented levels of growth and success.



ALWAYS DELIVERING

Creating and maintaining growth is difficult for any organization, especially when you're stuck handling the day-to-day tasks associated with the management of an IT environment. Sentinel's Managed Services significantly ease the burden on your IT team and operations, allowing them to focus on value-adding projects and delivering quality business outcomes. Our three-step process ensures the enhancement of any IT environment: We develop a custom strategy based on your organization's needs, proactively monitor your IT environment 24x7x365 to maximize uptime, and provide full remediation when needed. This approach guarantees the chosen solutions and their management contribute to the growth of your organization.




ALWAYS INVOLVED

Sentinel remains Always Involved by providing our customers with innovative and comprehensive IT solutions that contribute to the growth of their organization for years to come. Technology is constantly evolving, and we make every effort to evolve alongside it with our continuous pursuit of world-class solutions. Once the latest technology has been acquired, we then customize it to serve the unique needs of each customer. Customization is done using Sentinel's unique seven-point approach: vision, design, product, implementation, documentation, training, and support. Each represents a critical element in the development process, ultimately resulting in a solution able to meet customer demand and build upon an already strong foundation for success.

ALWAYS CAPABLE

Sentinel provides IT solutions to organizations of all sizes and industries, including education, finance, healthcare, manufacturing, legal, and government. Our goal is to ensure customers have a comprehensive understanding of each solution and how it will impact their organization. That means detailing the vision and design of the solution along with the products used during development to create a sense of familiarity prior to deployment. The Sentinel team then handles training on the solution and 24x7x365 support services. We are deeply devoted to thought leadership and customer satisfaction, ensuring our customers receive the maximum value and impact of their investments. When you choose Sentinel, you gain a trusted, experienced partner who wants to contribute to the positive developments of your organization.




ALWAYS CONNECTED

The scalability, reliability, enhanced security, and “as a service” architecture of Sentinel’s CloudSelect® makes it easier than ever to remain Always Connected with co-workers, business partners, and customers from anywhere at any time on any device. Our extensive CloudSelect® portfolio is built on a high availability platform with customizable service options, so organizations can benefit no matter their size, industry, or budget. We tailor your CloudSelect® experience to align with the specific needs and goals of your organization and help optimize operations to ensure you get the most from your investments. Customers are also safer on CloudSelect® with Sentinel’s Native Secure Architecture, which combines innovative strategies with industry-best solutions to deliver multiple layers of defense against all types of threats.

CORE SOLUTIONS

- Sentinel CloudSelect®
- Sentinel High Availability Network Support (HANS™)
- Cloud Advisory
- Cloud Migration
- Managed Cloud
- Hybrid and Multi-Cloud Services
- Desktop as a Service
- Collaboration as a Service





ALWAYS ENGAGED

Evolving technology trends and business demands can make it difficult for organizations to achieve their goals and remain competitive. The most successful businesses understand that regular assessments, a detailed IT strategy, streamlined processes, strong solution design and deployment, as well as continued support are necessary to adapt and maintain consistent progress. Sentinel's Advisory Services team helps your organization navigate the challenges tied to aligning your IT investments with critical business priorities. Our highly experienced consultants use industry-best practices to stay Always Engaged with expert guidance so you can discover the building blocks for long-term growth and get the most from your people, processes, and technology.

CORE SOLUTIONS

- Assessments and Workshops
- Process Consulting
- Strategic Vision
- Strategic Technology Plans
- Ongoing Services





ALWAYS EFFICIENT

Sentinel's objective is simple: to provide our customers with world-class IT solutions and services through our Always Efficient and highly proven methodology. This process utilizes professional project management as the cornerstone of each endeavor to ensure the deployment and integration of new solutions into your environment isn't an unnecessary strain on the time, money, and resources of your organization. The Sentinel project management team adds simplicity and transparency to every aspect of a project through a unique blend of formal planning techniques and sophisticated virtualized workflows. They keep a close eye on everything from contracts, scopes of work, and bill of materials to keep everything on track and within the carefully defined parameters. The guidance, clear communication, and detailed work assignments help all participants fully understand their roles, monitor progress, avoid unnecessary confusion, and minimize risk.

CORE SOLUTIONS

- Risk Plan Development
- Communication Plan Development
- Resource Scheduling
- Task Scheduling
- Process Monitoring and Updates
- Administrative Document Management (Contracts, Scope of Work, Bill of Materials)





OUR METHODOLOGY

Sentinel offers our customers project management services to ensure their projects are completed on time and on budget. Sentinel Project Management includes detailed planning, monitoring, and management of all project activities in accordance with a defined scope of work established for each customer. Project Managers take time to understand the customer's needs and desired outcomes, then function as a liaison between the customer and the Sentinel team to meet all milestones and deadlines.

Sentinel's Project Managers utilize industry-best practices, tools, and proven methodologies to ensure projects are run efficiently and achieve high quality results that satisfy or exceed expectations. Customers are given access to our "My Sentinel" online portal to leverage Sentinel's ecosystem of expanding features that allows teams to share project information, documents, and reports.

When project management is required, Sentinel adheres to the following key initiation guidelines:



Introduction Call

Within two business days of PMO notification, a Sentinel Project Manager will contact you to make an introduction and to answer any questions you might have.



Schedule Customer Kick-Off

Within three business days of the Introduction Call, the Project Manager will call again to arrange a time and date to set up an initial "Customer Kick-Off" meeting with you and your team.



Customer Kick-Off Meeting

Within ten business days of the Introduction Call, the Customer Kick-Off will be held either virtually or at the customer's location.


The purpose of this meeting is to:

- Hold a formal kick-off with project stakeholders, risk review, and key milestone planning
- Conduct a site walkthrough (if required for the project)
- Schedule initial analysis and blueprint meeting(s)

ALWAYS SECURE

Sentinel Technologies proudly presents Fortis: a comprehensive portfolio of security services and solutions designed to proactively protect every aspect of your digital and physical environment.

People, process, and technology are the primary factors that make Fortis by Sentinel unique. Our team is comprised of 350+ highly experienced and skilled security professionals with certifications from many industry-leading vendors. They take time to learn about the specific needs of each customer in order to deliver streamlined, best-of-breed solutions in conjunction with a battalion of our innovative security partners. That includes high-touch SOC monitoring and managed detection & response (MDR) services, which proactively patrol your network armed with the latest threat intelligence to help stop attacks before they can even start. We also understand security is a living organism that needs to adapt with an ever-changing technology landscape. Fortis offers a comprehensive suite of ActiveDefense Monitoring solutions designed to provide 24x7x365 threat protection and enhance your security posture. This multi-layered approach enables us to maintain a close eye on nearly every portion of your environment, making it easier to detect suspicious activity, issue alerts, mitigate significant threats, and achieve compliance.



SECURITY EXCELLENCE

Fortis by Sentinel has been recognized as one of the nation's top cybersecurity providers at the 2022 Cybersecurity Excellence Awards, receiving Gold designation in the following categories:

CYBERSECURITY COMPANY

- Best Cybersecurity Company
- Cybersecurity Service Provider of the Year

CYBERSECURITY TEAM

- Cybersecurity Team of the Year
- SOC Team of the Year

CYBERSECURITY PRODUCT AND SERVICE


- Cybersecurity as a Service (SECaaS)
- Cybersecurity Assessments
- Incident Response (IR)
- Security Monitoring (SOC)
- Managed Security
- Managed Detection and Response (MDR)
- Penetration Testing as a Service (Pen Test)



OUR AWARDS

Along with our security awards, Sentinel has numerous technology partner awards.

VISIT OUR WEBSITE TO LEARN MORE TODAY!



KEY PARTNERS


Sentinel recognizes the quality of our solution partners directly affects the quality of the solutions we deliver. Our strategy is to establish strong partnerships with the best IT providers in the industry and obtain the highest possible levels of certification. This ensures we have the technical and business expertise to deliver on our promise.

Sentinel is proud to call the following organizations our key strategic business partners:



VALUED PARTNERS

In addition to our key partners, Sentinel maintains a large number of valued partnerships that enable us to efficiently provide customers with world-class solutions.



OUR SPECIALIZATIONS

The following Manufacturing Technology Certifications recognize Sentinel's expertise within each of our manufacturer partner's technologies:

Cisco Specialist Designations:

- Gold Level Partner
- Master Unified Communications
- Master Security
- Cisco Cloud & Managed Services Master
- Master Cloud Builder
- Cisco Powered Cloud Services
- Cisco Powered Managed Services
- Advanced Routing & Switching
- Advanced Data Center Networking Infrastructure
- Advanced Borderless Network
- Advanced Content Security
- Advanced Unified Computing & Unified Fabric
- TelePresence Video Advanced Plus
- Advanced Wireless LAN
- Cisco Partner Support Services
- Digital Media



OUR QUALIFICATIONS

Microsoft Authorizations:

- Gold Management and Virtualization
- Gold Communications
- Silver Midmarket Solutions Provider
- Silver Server Platform
- Silver Messaging



Dell Technologies Authorizations:

- Platinum Partner Level
- Authorized Service Partner
- Data Protection Services Specialty
- Storage Services Specialty



VMware Authorizations:

- Solution Provider Enterprise Partner
- Infrastructure Virtualization
- Business Continuity
- Desktop Virtualization



NetApp Authorizations:

- Gold Level Partner
- Virtualization Specialized
- FlexPod Specialized
- NetApp Support Services Certified



COMPANY CERTIFICATIONS

GSA Advantage

PCI Compliance

SSAE 16 Attestation
(SOC 2)



INDIVIDUAL CERTIFICATIONS

Sentinel makes substantial investments in keeping the training of our technical, sales and design team members up to date. This ensures we have the technical and business expertise to deliver on our promise.

Microsoft Certifications: 980+



Cisco Certifications: 700+



Dell Technologies Certifications: 290+



NetApp Certifications: 115+



AWS Certifications: 70+




PureStorage Certifications: 35+



EMPLOYEE SATISFACTION QUALIFICATIONS

Since the inception of Sentinel in 1982, the company has abided by a simple philosophy – “happy and motivated employees equal happy customers”. To that end, Sentinel has been vigilant in creating a work environment that encourages creativity, fosters growth, and rewards success. Sentinel has received independent recognition for their ability to create an outstanding work environment and has been recognized as a “Best Place to Work” by the Chicago Tribune, Crain’s Chicago Business, and AZCentral.com. Sentinel has also received hundreds of letters of recommendation from national and international customers for the outstanding support delivered by the Sentinel team.


Sentinel is proud to have been recognized as a “Best Place to Work” in the U.S. Midwest and Southwest regions. In the Midwest, Sentinel has been named a Top 100 Workplace by the Chicago Tribune every year since 2012 and also recently received recognition as a “Top 100 Workplace” for Arizona. In both cases, Sentinel was selected based on employee feedback compared to other companies in the region. Sentinel has also been recognized as a “Best Place to Work” by Crain’s Chicago Business. Sentinel has also gained recognition from the Detroit Free Press as a top workplace for multiple years.



OUR LOCATIONS

Headquartered in Downers Grove IL, Sentinel Technologies has independently managed offices in eleven locations:

- Chicago, IL
- Columbus, OH
- Denver, CO
- Detroit, MI
- Fort Lauderdale, FL
- Grand Rapids, MI
- Houston, TX
- Lansing, MI
- Milwaukee, WI
- Phoenix, AZ
- Springfield, IL





CONTACT US

2550 WARRENVILLE RD. DOWNERS GROVE, IL 60515
WWW.SENTINEL.COM
PHONE: 800.769.4343
FAX: 630.769.1399



MINOOKA

COMMUNITY HIGH SCHOOL

District #111 mchs.net

Mission: Strengthen Mastery, Collaboration, High Expectations, and Success for All Students.

James Kelly
Director of Technology

Date: 03/28/2023

To: Board of Education
Dr. Robert Schiffbauer

RE: E-Rate Wireless Infrastructure Proposal for South Campus

In 2018, MCHS performed a full Network Infrastructure improvement at South Campus that was implemented by Solid State Solutions. Since the install, our school has added hundreds of additional devices to our network and these devices have increased connectivity speed demands. Per our MCHS Technology Plan, we assess the ability of our access points at each building every 4 years. This summer provides a great time to update our access points at South Campus and provide the proper connectivity to our students and staff for the future. The attached plan from Sentinel Technologies would replace the current access points with a newer model and also add to areas that require additional connectivity. We are following the Federal E-Rate process so that we could provide the best solution for the South Campus while also cutting down the cost of the project by up to 40% (E-Rate Reimbursement). The solution that we chose from Sentinel Technologies provides the following:

- Sentinel Technologies Wireless Project at South Campus
 - o 146 - Extreme Network 410 Access Points
 - Classrooms, Hallways, and Offices
 - o 9 - Extreme Network 510 Access Points
 - Library, Gymnasiums, and Lunch Rooms (High Traffic Areas)

Total Project cost of \$119,745.55 with financing from American Capital at \$xx,xxx per year over 4 years. After the E-rate Process is complete, MCHS will seek reimbursement for up to \$47,560.94.

The installation of this project will take place during the Summer of 2023.

If the foregoing is acceptable to the Board of Education, the following would be an appropriate motion
“Motion to approve Sentinel Technologies E-Rate Proposal for the MCHS South Campus”

Monthly Financial Report - March, 2023

The revenues for the month of March in all funds were \$2,447,571.80 which is 3.42% of the annual budgeted revenue. Total revenue year-to-date was \$54,474,442.00, which is 76.11% of the annual budget revenue. Annual budgeted revenues for the year is \$71,570,291.91.

The expenditures for the month of March in all funds were \$4,084,477.91, which is 5.53% of the annual budgeted expenses. Total expenses year-to-date was \$56,862,030.26, which is 77.03% of the annual budget expense. Annual budgeted expense for the year is \$73,819,043.64.

Enrollment (May 31st)	2,908	South Campus	300,000 sq. ft. / 67 acres
Administrators	16	Central Campus	250,000 sq. ft. / 78 acres
Teachers Full-Time	150	Teachers Part-Time	3
Teachers LOA	3	Support Staff	140

Table 1: Year-to-Date Revenue Expense Summary

Year to Date Revenue Expenses vs. Budget	Revenue Budget	Year to Date Revenue	Expense Budget	Year to Date Expenses	Budget Deficit/Surplus	Current Deficit/Surplus
Education Fund *	41,615,367.69	29,970,130.06	39,538,983.36	29,151,652.73	2,076,384.33	818,477.33
Activity Fund	772,980.00	688,758.03	682,750.00	651,880.24	90,230.00	36,877.79
Operations & Maint Fund *	5,577,398.84	3,575,677.97	4,790,762.17	3,380,707.94	786,636.67	194,970.03
Debt Service Fund or Fund Group	8,177,486.22	5,650,323.39	8,366,050.00	6,366,518.00	(188,563.78)	(716,194.61)
Transportation Fund *	3,324,942.35	2,396,565.80	3,410,809.48	2,194,100.04	(85,867.13)	202,465.76
I.M.R.F./Soc. Sec. Fund	1,201,376.79	819,809.26	1,031,036.63	701,706.48	170,340.16	118,102.78
Capital Projects Fund or Fund Group	7,698,268.00	9,120,807.91	6,580,268.00	6,420,086.66	1,118,000.00	2,700,721.25
Working Cash Fund *	971,223.91	778,593.56	7,000,000.00	7,000,000.00	(6,028,776.09)	(6,221,406.44)
Tort Immunity and Judgment Fund	1,358,524.20	878,633.63	1,418,384.00	995,378.17	(59,859.80)	(116,744.54)
Fire Prevention & Safety Fund	872,723.91	595,142.39	1,000,000.00	0.00	(127,276.09)	595,142.39
Total All Funds	71,570,291.91	54,474,442.00	73,819,043.64	56,862,030.26	(2,248,751.73)	(2,387,588.26)
* Total Operating Funds	51,488,932.79	36,720,967.39	54,740,555.01	41,726,460.71	(3,251,622.22)	(5,005,493.32)

Table 2: Month Revenue, Expense & Fund Balances

Mar	* Education Fund	* Operations & Maint Fund	Debt Service Fund or Fund Group	* Transportation Fund	I.M.R.F./Soc. Sec. Fund	Capital Projects Fund or Fund Group	* Working Cash Fund	Tort Immunity and Judgment	Fire Prevention & Safety Fund	Activity Fund	Total All Funds	* Total Operating Funds
Revenue	2,018,414	94,257	27,906	46,804	27,239	44,685	52,603	26,586	20,542	88,535	2,447,572	2,212,078
Expense	3,260,320	386,355	500	210,688	76,938	302	0	90,642	0	58,732	4,084,478	3,857,363
Net	(1,241,906)	(292,098)	27,406	(163,885)	(49,699)	44,383	52,603	(64,056)	20,542	29,803	(1,636,906)	(1,645,285)

Table 3: Expenses by Object - Monthly

Monthly Expenses by Object	Salaries	Employee Benefits	Purchased Services	Supplies And Materials	Capital Outlay	Other	Total
July	1,591,338.66	1,034,724.24	2,476,873.07	234,541.30	680,500.52	358,407.45	6,376,385.24
August	1,649,733.90	958,540.46	982,485.41	263,052.24	547,533.48	339,396.91	4,740,742.40
September	1,759,429.27	976,816.73	-218,826.86	405,898.86	1,656,620.36	7,666,742.60	12,246,680.96
October	1,771,029.78	931,281.84	417,753.50	275,862.76	476,097.27	2,922,520.07	6,794,545.22
November	1,771,318.02	935,693.66	445,486.19	333,567.10	332,778.80	4,052,920.99	7,871,764.76
December	1,813,209.79	1,079,245.16	405,777.08	290,691.05	311,609.31	1,310,692.16	5,211,224.55
January	1,767,159.93	1,217,307.62	325,563.90	136,842.49	915,799.70	605,477.89	4,968,151.53
February	1,766,555.39	1,257,489.13	780,324.70	244,883.05	37,016.50	481,788.92	4,568,057.69
March	1,719,364.25	1,096,227.06	371,030.45	228,501.03	136,754.47	532,600.65	4,084,477.91
April	0.00	0.00	0.00	0.00	0.00	0.00	0.00
May	0.00	0.00	0.00	0.00	0.00	0.00	0.00
June	0.00	0.00	0.00	0.00	0.00	0.00	0.00
YTD	15,609,138.99	9,487,325.90	5,986,467.44	2,413,839.88	5,094,710.41	18,270,547.64	56,862,030.26

Chart 1: MTD, YTD, & Budget Expenses by Object

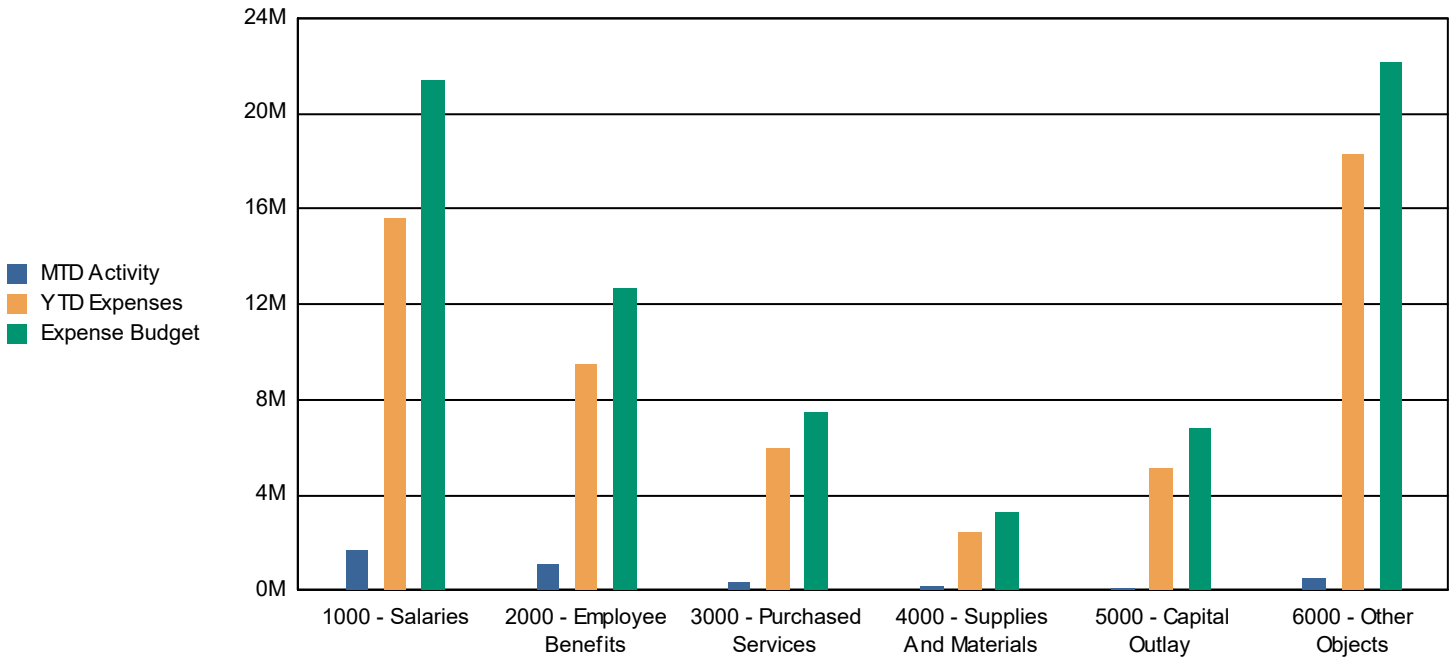
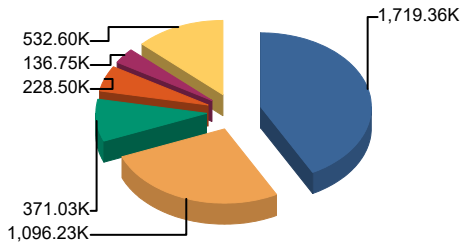


Table 4: Expenses by Object; Budget vs. Year to Date and Three Year History

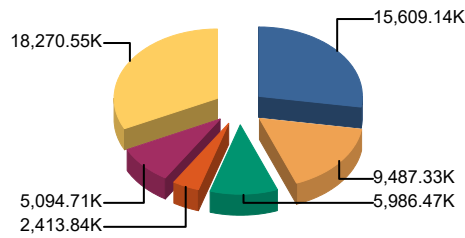
Annual Expense Summary by Object	Budget 2022-2023	Actual Year to Date 2022-2023	Percent of Budget Expended	Actual Year End		
				2021-2022	2020-2021	2019-2020
0000	0.00	0.00	0.00%	2,000,000.00	0.00	0.00
Salaries	21,400,520.48	15,609,138.99	72.94%	19,915,521.64	18,915,448.18	18,874,811.76
Employee Benefits	12,714,357.08	9,487,325.90	74.62%	11,484,313.56	9,821,573.72	6,238,178.98
Purchased Services	7,514,879.00	5,986,467.44	79.66%	5,794,214.95	5,150,233.25	8,348,470.94
Supplies And Materials	3,291,162.15	2,413,839.88	73.34%	2,977,283.97	1,948,916.62	2,269,978.81
Capital Outlay	6,787,148.00	5,094,710.41	75.06%	2,946,524.65	6,922,233.77	4,463,647.42
Other Objects	21,763,476.93	17,965,191.88	82.55%	23,387,040.51	13,496,025.63	14,609,684.68
Non-Capitalized Equipment	285,000.00	280,355.76	98.37%	170,093.28	3,996.00	0.00
Termination Benefits	62,500.00	25,000.00	40.00%	75,000.00	0.00	0.00
Total	73,819,043.64	56,862,030.26	77.03%	68,749,992.56	56,258,427.17	54,804,772.59

Chart 2: Monthly Expense



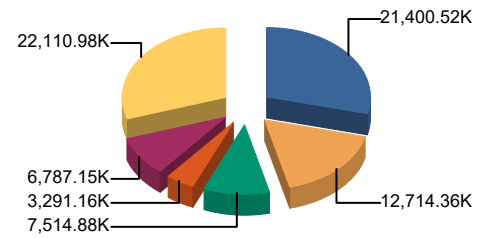
1000 - Salaries	1,719.36K	42.1%
2000 - Employee Benefits	1,096.23K	26.8%
3000 - Purchased Services	371.03K	9.1%
4000 - Supplies And Materials	228.50K	5.6%
5000 - Capital Outlay	136.75K	3.3%
6000 - Other Objects	532.60K	13.0%
Total:	4,084.48K	100.0%

Chart 3: Year to Date Expense



1000 - Salaries	15,609.14K	27.5%
2000 - Employee Benefits	9,487.33K	16.7%
3000 - Purchased Services	5,986.47K	10.5%
4000 - Supplies And Materials	2,413.84K	4.2%
5000 - Capital Outlay	5,094.71K	9.0%
6000 - Other Objects	18,270.55K	32.1%
Total:	56,862.03K	100.0%

Chart 4: Budget



1000 - Salaries	21,400.52K	29.0%
2000 - Employee Benefits	12,714.36K	17.2%
3000 - Purchased Services	7,514.88K	10.2%
4000 - Supplies And Materials	3,291.16K	4.5%
5000 - Capital Outlay	6,787.15K	9.2%
6000 - Other Objects	22,110.98K	30.0%
Total:	73,819.04K	100.0%

Table 5: Expenses by Fund - Monthly

Monthly Expenses by Fund	Education Fund	Operations & Maint Fund	Debt Service Fund or Fund Group	Transportation Fund	I.M.R.F./Soc. Sec. Fund	Capital Projects Fund or Fund	Working Cash Fund	Tort Immunity and Judgment	Fire Prevention & Safety Fund	Total
July	3,135,726.59	1,669,334.31	318.00	695,554.13	70,815.18	421,166.00	0.00	350,946.55	0.00	6,376,385.24
August	2,891,044.01	(982,597.18)	300.00	(121,308.35)	72,046.43	2,755,114.85	0.00	70,449.51	0.00	4,740,742.40
September	3,288,349.64	297,953.23	0.00	203,846.10	84,469.58	1,147,644.99	7,000,000.00	77,703.32	0.00	12,246,680.96
October	3,117,768.69	267,759.14	2,566,475.00	263,747.82	81,099.87	337,633.29	0.00	76,713.20	0.00	6,794,545.22
November	3,522,644.26	349,191.65	3,181,125.00	268,570.54	78,328.34	284,882.78	0.00	74,248.95	0.00	7,871,764.76
December	3,157,879.87	638,448.50	617,800.00	258,972.94	82,665.09	282,913.06	0.00	98,056.20	0.00	5,211,224.55
January	3,336,524.04	405,830.37	0.00	202,962.65	75,599.26	854,974.70	0.00	73,322.92	0.00	4,968,151.53
February	3,441,395.86	348,432.78	0.00	211,065.84	79,744.73	335,454.99	0.00	83,295.15	0.00	4,568,057.69
March	3,260,319.77	386,355.14	500.00	210,688.37	76,938.00	302.00	0.00	90,642.37	0.00	4,084,477.91
April	0.00	0.00	0.00	0.00	0.00	0.00	0.00	0.00	0.00	0.00
May	0.00	0.00	0.00	0.00	0.00	0.00	0.00	0.00	0.00	0.00
June	0.00	0.00	0.00	0.00	0.00	0.00	0.00	0.00	0.00	0.00
YTD	29,151,652.73	3,380,707.94	6,366,518.00	2,194,100.04	701,706.48	6,420,086.66	7,000,000.00	995,378.17	0.00	56,862,030.26

Chart 5: MTD, YTD, & Budget Expenses by Fund

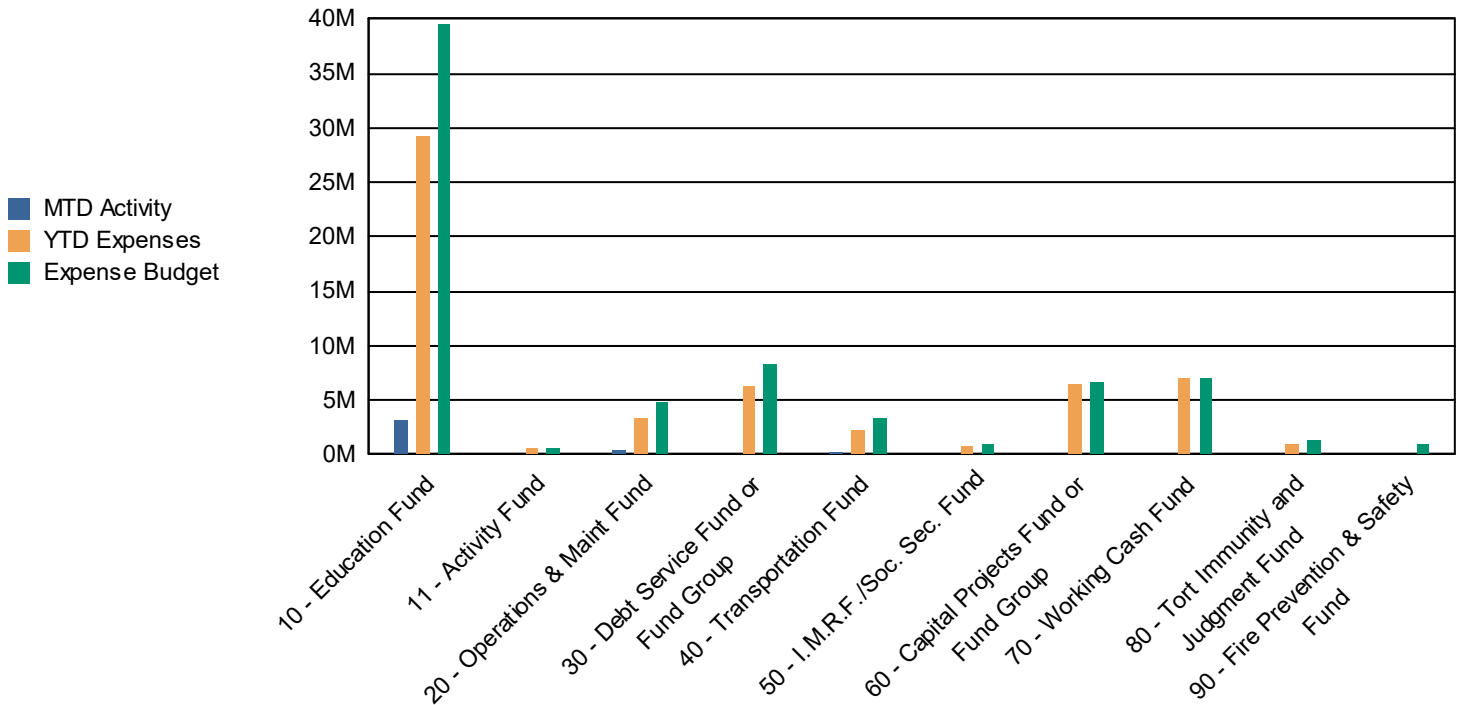
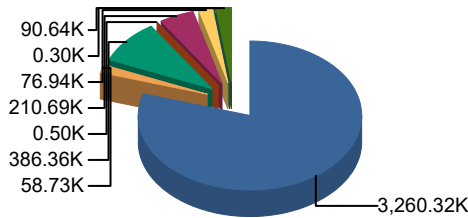


Table 6: Expenses by Fund; Budget vs. Year to Date and Three Year History

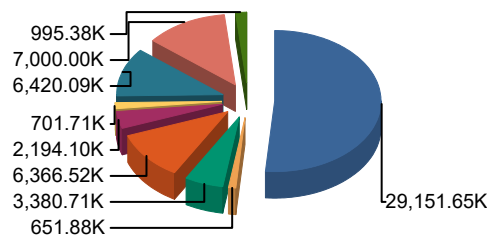
Annual Expense Summary by Fund	Budget 2022-2023	Actual Year to Date 2022-2023	Percent of Budget Expended	Actual Year End		
				2021-2022	2020-2021	2019-2020
10 - Education Fund	39,538,983.36	29,151,652.73	73.73%	37,713,360.55	32,886,815.25	29,181,337.01
11 - Activity Fund	682,750.00	651,880.24	95.48%	881,125.62	184,421.16	0.00
20 - Operations & Maint Fund	4,790,762.17	3,380,707.94	70.57%	4,055,952.76	3,542,666.07	3,682,838.92
30 - Debt Service Fund or Fund Group	8,366,050.00	6,366,518.00	76.10%	18,201,125.50	7,972,859.50	9,913,299.57
40 - Transportation Fund	3,410,809.48	2,194,100.04	64.33%	3,002,316.40	1,934,833.53	2,546,595.92
50 - I.M.R.F./Soc. Sec. Fund	1,031,036.63	701,706.48	68.06%	915,929.23	851,733.32	880,921.71
60 - Capital Projects Fund or Fund Group	6,580,268.00	6,420,086.66	97.57%	2,684,069.74	1,349,597.93	3,568,363.25
70 - Working Cash Fund	7,000,000.00	7,000,000.00	100.00%	0.00	0.00	0.00
80 - Tort Immunity and Judgment Fund	1,418,384.00	995,378.17	70.18%	1,296,112.76	1,281,258.00	1,043,324.06
90 - Fire Prevention & Safety Fund	1,000,000.00	0.00	0.00%	0.00	6,254,242.41	3,988,092.15
Total	73,819,043.64	56,862,030.26	77.03%	68,749,992.56	56,258,427.17	54,804,772.59

Chart 6: Monthly Expense



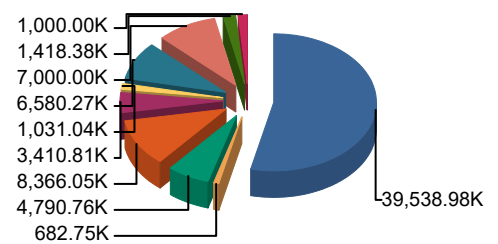
10 - Education Fund	3,260.32K	79.8%
11 - Activity Fund	58.73K	1.4%
20 - Operations & Maint Fund	386.36K	9.5%
30 - Debt Service Fund or Fund Group	0.50K	0.0%
40 - Transportation Fund	210.69K	5.2%
50 - I.M.R.F./Soc. Sec. Fund	76.94K	1.9%
60 - Capital Projects Fund or Fund Group	0.30K	0.0%
70 - Working Cash Fund	0.00K	0.0%
80 - Tort Immunity and Judgment Fund	90.64K	2.2%
90 - Fire Prevention & Safety Fund	0.00K	0.0%
Total:	4,084.48K	100.0%

Chart 7: Year to Date Expense



10 - Education Fund	29,151.65K	51.3%
11 - Activity Fund	651.88K	1.1%
20 - Operations & Maint Fund	3,380.71K	5.9%
30 - Debt Service Fund or Fund Group	6,366.52K	11.2%
40 - Transportation Fund	2,194.10K	3.9%
50 - I.M.R.F./Soc. Sec. Fund	701.71K	1.2%
60 - Capital Projects Fund or Fund Group	6,420.09K	11.3%
70 - Working Cash Fund	7,000.00K	12.3%
80 - Tort Immunity and Judgment Fund	995.38K	1.8%
90 - Fire Prevention & Safety Fund	0.00K	0.0%
Total:	56,862.03K	100.0%

Chart 8: Budget



10 - Education Fund	39,538.98K	53.6%
11 - Activity Fund	682.75K	0.9%
20 - Operations & Maint Fund	4,790.76K	6.5%
30 - Debt Service Fund or Fund Group	8,366.05K	11.3%
40 - Transportation Fund	3,410.81K	4.6%
50 - I.M.R.F./Soc. Sec. Fund	1,031.04K	1.4%
60 - Capital Projects Fund or Fund Group	6,580.27K	8.9%
70 - Working Cash Fund	7,000.00K	9.5%
80 - Tort Immunity and Judgment Fund	1,418.38K	1.9%
90 - Fire Prevention & Safety Fund	1,000.00K	1.4%
Total:	73,819.04K	100.0%

Table 7: Revenues by Source - Monthly

Monthly Revenue by Source	Local Revenue Levy, CPPRT, Fees Etc.	Flow Through Funds	State Revenue GSA, Categoricals, Grants, Etc.	Federal Revenue IDEA, Grants, Lunch Program, Etc.	Working Cash Transfer/other	Total
July	3,378,934.28	0.00	491,522.98	25,982.00	0.00	3,896,439.26
August	8,509,400.30	0.00	600,376.00	1,133.97	0.00	9,110,910.27
September	12,651,353.33	0.00	620,463.87	0.00	7,000,000.00	20,271,817.20
October	5,816,944.13	0.00	1,116,797.65	420,679.72	0.00	7,354,421.50
November	1,505,663.86	0.00	600,376.00	0.00	0.00	2,106,039.86
December	1,052,703.23	0.00	619,111.39	163,097.00	0.00	1,834,911.62
January	1,274,015.01	2,914,158.37	1,155,461.89	74,188.00	0.00	5,417,823.27
February	1,384,094.42	0.00	650,412.80	0.00	0.00	2,034,507.22
March	1,797,522.06	0.00	639,189.73	10,860.01	0.00	2,447,571.80
April	0.00	0.00	0.00	0.00	0.00	0.00
May	0.00	0.00	0.00	0.00	0.00	0.00
June	0.00	0.00	0.00	0.00	0.00	0.00
YTD	37,370,630.62	2,914,158.37	6,493,712.31	695,940.70	7,000,000.00	54,474,442.00

Table 8: Revenue by Fund - Monthly

Monthly Revenue by Fund	Education Fund	Operations & Maint Fund	Debt Service Fund or Fund Group	Transportation Fund	I.M.R.F./Soc. Sec. Fund	Capital Projects Fund or Fund	Working Cash Fund	Tort Immunity and	Fire Prevention & Safety Fund	Total
July	2,306,127.13	339,369.53	446,338.40	387,601.34	93,739.50	7,959.65	61,145.85	71,247.33	46,169.70	3,896,439.26
August	5,334,721.25	751,665.90	1,447,501.77	357,554.24	159,273.63	489,263.30	165,390.54	203,708.61	143,524.25	9,110,910.27
September	7,649,266.49	1,285,826.99	2,460,384.95	616,812.93	272,227.37	7,009,946.26	271,646.65	353,850.71	251,743.91	20,271,817.20
October	4,661,215.06	637,901.62	1,022,585.08	461,696.44	166,749.07	13,023.64	112,752.53	143,882.32	99,342.47	7,354,421.50
November	1,518,246.03	99,754.09	150,272.93	46,819.98	19,487.58	109,070.71	32,645.75	29,832.55	15,470.27	2,106,039.86
December	1,456,715.09	98,802.59	43,679.14	22,135.80	26,754.42	31,630.59	22,870.98	14,602.41	4,154.97	1,834,911.62
January	3,769,643.67	146,540.18	35,510.05	424,590.86	49,337.85	900,210.83	23,538.33	15,280.33	3,054.49	5,417,823.27
February	1,255,781.10	121,559.75	16,145.56	32,550.66	5,000.46	515,017.55	36,000.08	19,643.36	11,139.92	2,034,507.22
March	2,018,414.24	94,257.32	27,905.51	46,803.55	27,239.38	44,685.38	52,602.85	26,586.01	20,542.41	2,447,571.80
April	0.00	0.00	0.00	0.00	0.00	0.00	0.00	0.00	0.00	0.00
May	0.00	0.00	0.00	0.00	0.00	0.00	0.00	0.00	0.00	0.00
June	0.00	0.00	0.00	0.00	0.00	0.00	0.00	0.00	0.00	0.00
YTD	29,970,130.06	3,575,677.97	5,650,323.39	2,396,565.80	819,809.26	9,120,807.91	778,593.56	878,633.63	595,142.39	54,474,442.00

Table 9: Revenue by Fund; Budget vs. Year to Date and Three Year History

Annual Revenue Summary by Fund	Budget 2022-2023	Actual Year to Date 2022-2023	Percent of Budget Expended	Actual Year End		
				2021-2022	2020-2021	2019-2020
10 - Education Fund	41,615,367.69	29,970,130.06	72.02%	39,846,707.08	33,859,587.81	29,428,651.33
11 - Activity Fund	772,980.00	688,758.03	89.10%	1,049,294.44	184,951.36	0.00
20 - Operations & Maint Fund	5,577,398.84	3,575,677.97	64.11%	5,117,365.59	4,260,424.45	4,082,991.73
30 - Debt Service Fund or Fund Group	8,177,486.22	5,650,323.39	69.10%	18,477,911.23	8,206,006.73	8,669,972.93
40 - Transportation Fund	3,324,942.35	2,396,565.80	72.08%	3,278,463.81	3,017,426.77	2,967,996.39
50 - I.M.R.F./Soc. Sec. Fund	1,201,376.79	819,809.26	68.24%	1,200,788.78	1,010,197.30	1,066,904.00
60 - Capital Projects Fund or Fund Group	7,698,268.00	9,120,807.91	118.48%	2,539,135.13	277,881.20	185,282.36
70 - Working Cash Fund	971,223.91	778,593.56	80.17%	876,183.58	793,663.47	1,040,442.96
80 - Tort Immunity and Judgment Fund	1,358,524.20	878,633.63	64.68%	1,322,196.06	1,287,598.09	1,242,599.63
90 - Fire Prevention & Safety Fund	872,723.91	595,142.39	68.19%	855,624.33	747,985.94	797,257.24
Total	71,570,291.91	54,474,442.00	76.11%	74,563,670.03	53,645,723.12	49,482,098.57

Table 10: Monthly Cash Report

Month: March 2023 Monthly Cash & Investment Report												
	Education	Oper/ Maint	Debt Service	Trans portation	IMFR/Soc Sec	Capital	Working Cash	Tort	Life & Safety	Total	Activities	Total All Funds
Checking	954,502	176,195	20,793	30,730	51,853	330,345	82,380	47,013	25,595	1,719,408	532,051	2,251,459
Food Service	1,376,440	-	-	-	-	-	-	-	-	1,376,440	-	1,376,440
Imprest	12,479	467	-	4,601	-	-	-	-	-	17,547	-	17,547
Insurance	1,007,022	383,772	-	49,552	-	-	-	(15,950)	-	1,424,396	-	1,424,396
PMA Cash Account	6,078,697	717,169	871,901	474,507	202,111	7,401,949	2,716,092	177,945	158,212	18,798,582	-	18,798,582
IPTIP	3,559,688	1,867,069	-	-	853,537	-	204,144	-	-	6,484,438	-	6,484,438
Total Cash Accounts	12,988,829	3,144,672	892,694	559,391	1,107,501	7,732,294	3,002,615	209,008	183,807	29,820,812	532,051	30,352,863
Total Investments	1,716,686	2,966,689	3,491,536	4,425,785	146,306	1,567,518	7,116,874	2,180,601	3,026,663	26,638,658	306,549	26,945,207
Total Cash & Investments	14,705,515	6,111,361	4,384,230	4,985,176	1,253,807	9,299,812	10,119,488	2,389,609	3,210,471	56,459,470	838,600	57,298,070

Table 11: Historical Fund Balance (all funds)

Total Fund Balance	Jul	Aug	Sep	Oct	Nov	Dec	Jan	Feb	Mar	Apr	May	Jun
FY 2022-2023	27,827,073	26,762,073	23,933,358	19,675,352	21,160,409	18,250,601	19,533,092	20,785,444	24,772,737	-	-	-
FY 2021-2022	28,067,906	29,476,022	29,000,063	29,570,514	28,925,027	28,746,637	28,720,388	28,545,326	29,232,565	28,858,744	29,956,591	27,567,533
FY 2020-2021	29,687,223	30,277,539	28,525,832	29,849,890	27,948,811	27,317,695	29,240,299	29,372,543	29,298,521	29,025,276	28,133,319	28,022,580

Chart 11: Historical Fund Balance (all funds)

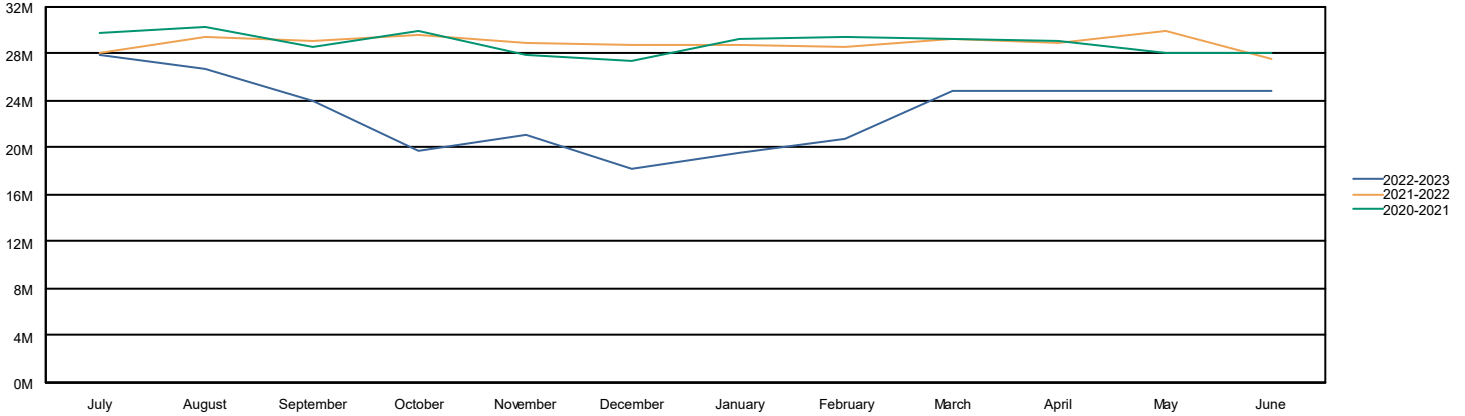


Table 12: Education Fund Fund Balance

Education Fund Balance	Jul	Aug	Sep	Oct	Nov	Dec	Jan	Feb	Mar	Apr	May	Jun
FY 2022-2023	5,635,840	5,244,887	5,391,102	6,334,287	7,654,636	6,375,804	7,093,036	8,312,846	9,039,526	-	-	-
FY 2021-2022	4,270,179	5,563,749	5,245,803	5,828,055	5,400,242	5,150,684	5,022,330	4,714,035	5,285,258	5,341,802	6,244,280	5,076,145
FY 2020-2021	3,191,157	3,561,282	2,818,406	3,424,145	2,044,145	1,343,869	2,630,226	2,276,910	5,289,525	4,458,229	3,952,030	4,298,698

Chart 12: Education Fund Fund Balance

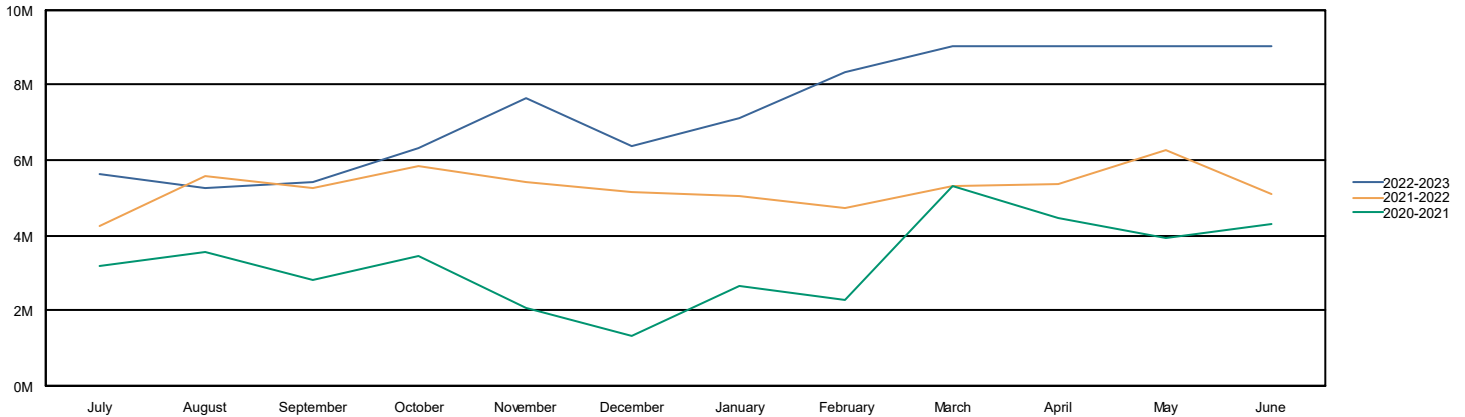


Table 13: Operations & Maint Fund Fund Balance

Operations & Maint Fund Balance	Jul	Aug	Sep	Oct	Nov	Dec	Jan	Feb	Mar	Apr	May	Jun
FY 2022-2023	2,898,312	4,866,003	2,683,023	2,792,122	2,819,707	2,810,232	3,036,695	3,096,107	3,775,910	-	-	-
FY 2021-2022	2,104,651	2,151,868	2,117,876	2,130,044	2,145,070	2,507,661	2,576,905	2,276,662	2,311,905	2,357,862	2,538,831	2,823,302
FY 2020-2021	1,567,657	1,432,495	1,409,469	1,503,287	1,350,682	1,420,104	1,586,653	1,542,380	1,964,265	2,017,665	2,107,279	2,118,163

Chart 13: Operations & Maint Fund Fund Balance

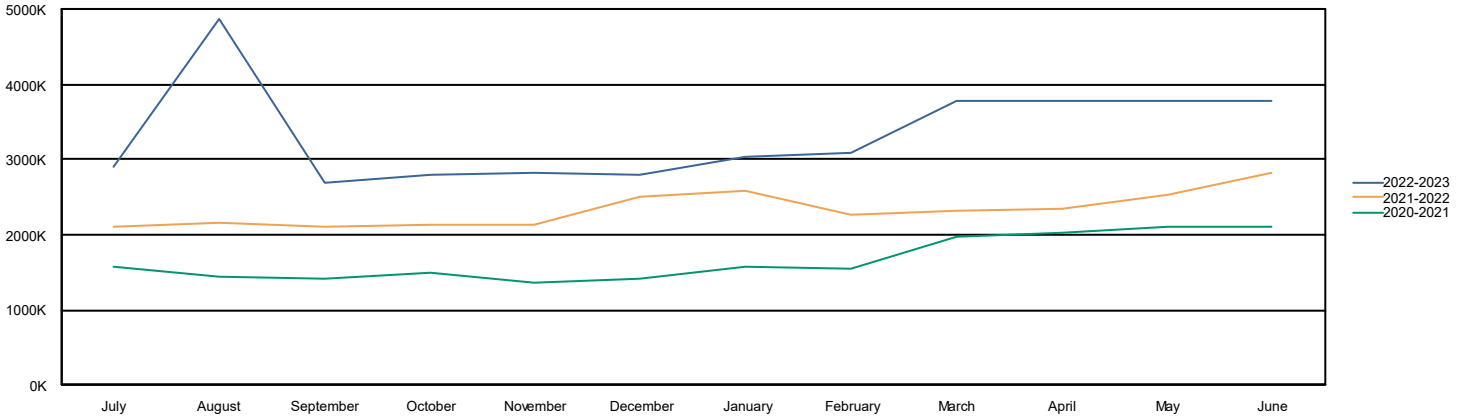


Table 14: Transportation Fund Fund Balance

Transportation Fund Balance	Jul	Aug	Sep	Oct	Nov	Dec	Jan	Feb	Mar	Apr	May	Jun
FY 2022-2023	757,700	891,562	700,304	750,153	758,303	721,153	1,035,945	839,583	770,127	-	-	-
FY 2021-2022	1,745,757	1,764,431	1,697,281	1,681,906	1,543,160	1,359,470	1,447,136	791,437	798,079	832,597	724,809	740,883
FY 2020-2021	1,066,276	1,246,052	1,164,721	1,455,987	1,314,967	1,304,762	1,637,076	1,616,797	1,850,323	2,180,074	1,950,384	1,543,878

Chart 14: Transportation Fund Fund Balance

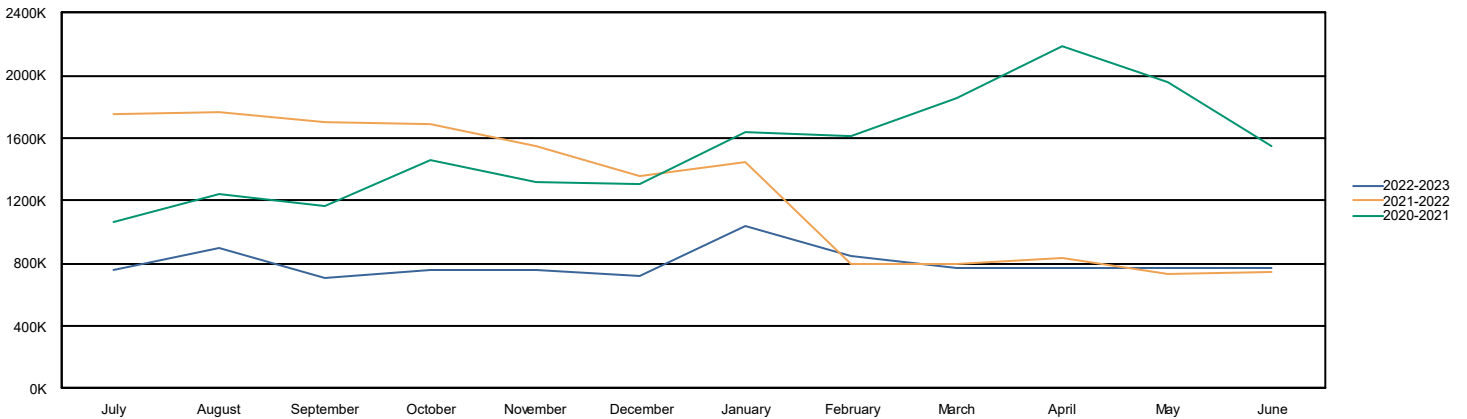
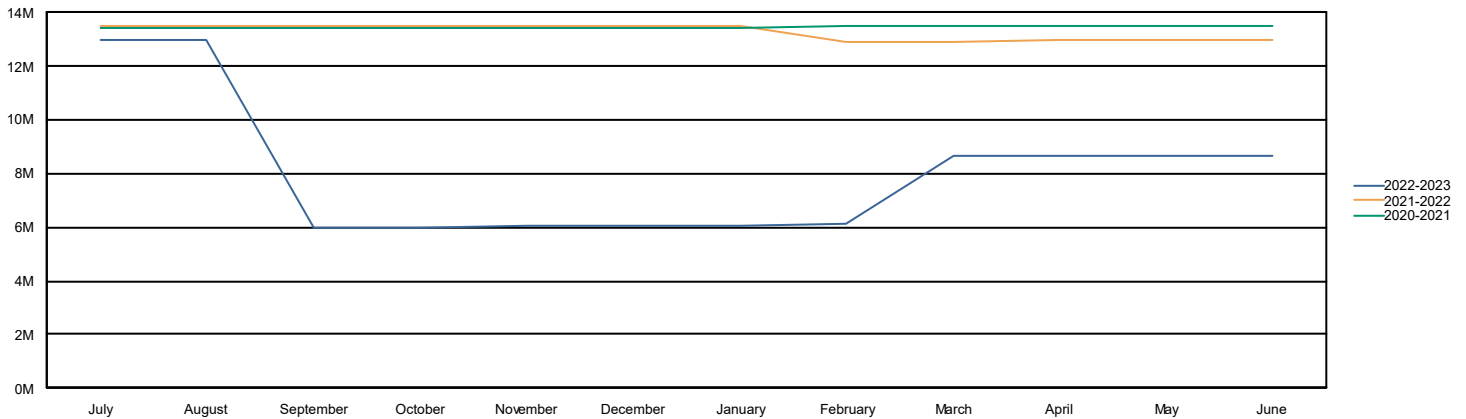


Table 15: Working Cash Fund Fund Balance

Working Cash Fund Balance	Jul	Aug	Sep	Oct	Nov	Dec	Jan	Feb	Mar	Apr	May	Jun
FY 2022-2023	12,955,843	12,977,919	5,997,657	6,011,204	6,029,260	6,048,168	6,068,863	6,088,777	8,657,497	-	-	-
FY 2021-2022	13,477,788	13,479,099	13,470,165	13,470,380	13,470,588	13,470,804	13,471,019	12,921,213	12,921,977	12,924,275	12,930,289	12,940,727
FY 2020-2021	13,382,070	13,394,232	13,404,878	13,430,194	13,430,803	13,432,549	13,438,384	13,478,330	13,447,681	13,457,070	13,468,902	13,469,113

Chart 15: Working Cash Fund Fund Balance



CONSUMER PRICE INDEX – FEBRUARY 2023

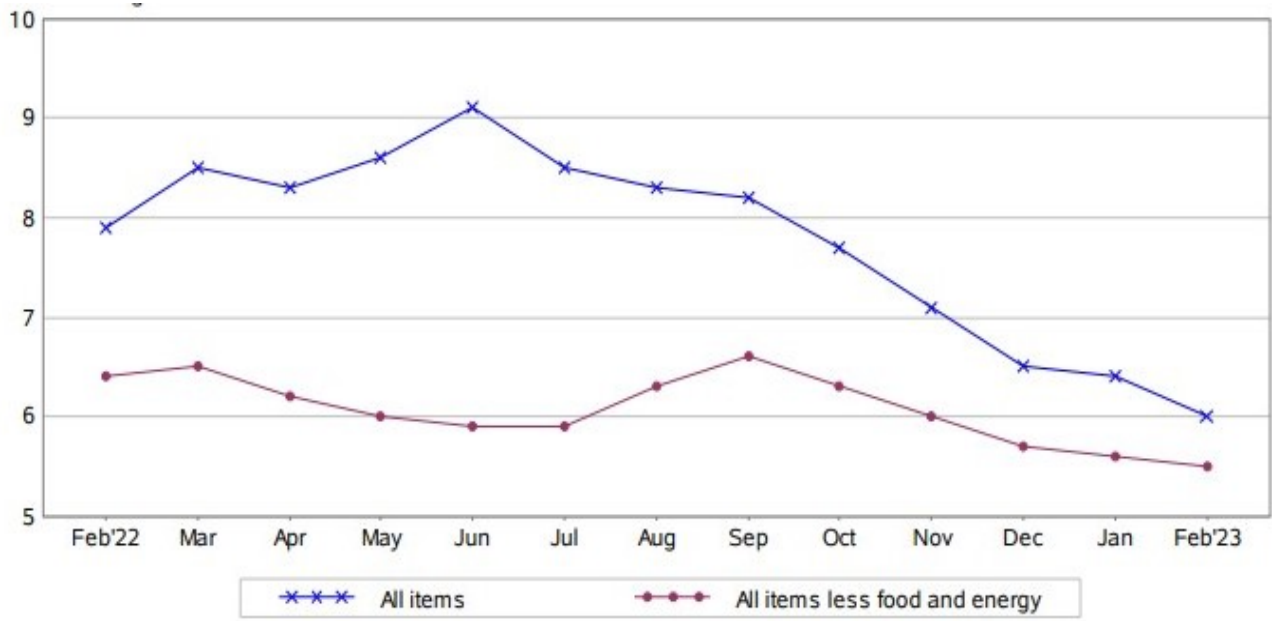
The Consumer Price Index for All Urban Consumers (CPI-U) rose 0.4 percent in February on a seasonally adjusted basis, after increasing 0.5 percent in January, the U.S. Bureau of Labor Statistics reported today. Over the last 12 months, the all items index increased 6.0 percent before seasonal adjustment.

The index for shelter was the largest contributor to the monthly all items increase, accounting for over 70 percent of the increase, with the indexes for food, recreation, and household furnishings and operations also contributing. The food index increased 0.4 percent over the month with the food at home index rising 0.3 percent. The energy index decreased 0.6 percent over the month as the natural gas and fuel oil indexes both declined.

The index for all items less food and energy rose 0.5 percent in February, after rising 0.4 percent in January. Categories which increased in February include shelter, recreation, household furnishings and operations, and airline fares. The index for used cars and trucks and the index for medical care were among those that decreased over the month.

The all items index increased 6.0 percent for the 12 months ending February; this was the smallest 12-month increase since the period ending September 2021. The all items less food and energy index rose 5.5 percent over the last 12 months, its smallest 12-month increase since December 2021. The energy index increased 5.2 percent for the 12 months ending February, and the food index increased 9.5 percent over the last year.

Chart 16: CPI - 12-Month History



Payroll Summaries

Payroll Run Description: Payroll 3/15/23; Payroll 3/30/23

COUNTY OF GRUNDY SCHOOL DIST 111

Payroll Run	Pay Gross	Fed Gross	Fed Tax	State Gross	State Tax	SS Gross	SS Tax	Med Gross	Med Tax
3/15/23 - Payroll 3/15/23	852,355.49	791,275.52	78,536.63	791,275.52	38,024.11	171,910.32	10,658.39	819,797.10	11,887.13
3/30/23 - Payroll 3/30/23	865,618.10	804,511.94	79,920.33	804,511.94	38,664.15	171,058.36	10,605.65	833,033.39	12,079.00
Totals:	1,717,973.59	1,595,787.46	158,456.96	1,595,787.46	76,688.26	342,968.68	21,264.04	1,652,830.49	23,966.13

IMPREST

3/31/2023

	EDUCATION	BUILDING	BOND & INT	TRANSPORTATION	SS/IMRF	TORT	TOTAL
BEG BALANCE	15262.05	466.72	0.00	4601.38	0.00	0.00	20330.15
Transfer	0.00			0.00			0.00
Cash Advance - Returns	0.00	0.00		0.00	0.00		0.00
DEPOSITS	0.00						0.00
							0.00
							0.00
TOTAL RECEIPTS	0.00	0.00	0.00	0.00	0.00	0.00	0.00
DISBURSEMENTS	0.00			0.00			
26496	40	0.00		0.00			0.00
26497	2568			0.00			
26498	175.00						
	0.00			0.00			
	0.00						
	0.00			0.00			
	0.00			0.00			
	0.00						
	0.00						
	0.00						
	0.00						
	0.00						
	0.00						
TOTAL DISBURSEMENTS	2783.00	0.00	0.00	0.00	0.00	0.00	2783.00
ENDING BALANCE	12479.05	466.72	0.00	4601.38	0.00	0.00	17547.15

121

BANK BALANCE	21325.53		LEDGER BALANCE	17547.15
OUTSTANDING CHECKS	2645.10		OUTSTANDING CHECKS	2645.10
DIFFERENCE	1133.28		VOID	
REGISTER BALANCE	17547.15	BALANCE	DIFFERENCE	1133.28
			BANK BALANCE	21325.53
			BALANCE	

0.00

Balance Sheet Detail by Fund

March 2022-2023		COUNTY OF GRUNDY SCHOOL DIST 111				
Fund	Account	Account Description	Beginning Balance	Debit	Credit	Ending Balance
11 - Activity Fund						
A - Asset						
	11 A 1260 0000 00 000 000000	CASH-ACTIVITIES	\$506,639.40	\$81,443.90	\$56,032.20	\$532,051.10
	11 A 1261 0000 00 000 000000	COADY SCHOLARSHIP	\$305,353.43	\$1,195.63	\$0.00	\$306,549.06
	11 A 1262 0000 00 000 000000	CASH - ATHLETIC BOOSTERS	\$102,392.10	\$0.00	\$0.00	\$102,392.10
	11 A 1263 0000 00 000 000000	CASH - BAND BOOSTERS	\$44,519.77	\$0.00	\$0.00	\$44,519.77
	11 A 1264 0000 00 000 000000	CASH - CHOIR BOOSTERS	\$60,825.83	\$7,478.21	\$6,025.65	\$62,278.39
Totals for: 11 A - Asset			\$1,019,730.53	\$90,117.74	\$62,057.85	\$1,047,790.42
L - Liability						
	11 L 4310 0000 00 000 000000	AP Liability	\$0.00	\$55,586.55	\$55,586.55	\$0.00 122
Totals for: 11 L - Liability			\$0.00	\$55,586.55	\$55,586.55	\$0.00
Q - Equity						
	11 Q 7130 0000 00 000 000000		(\$49,755.96)	\$27,922.58	\$39,722.41	(\$61,555.79)
	11 Q 7131 0000 00 000 000000		\$49,754.96	\$39,722.41	\$27,922.58	\$61,554.79
	11 Q 7150 0000 01 000 900000	COADY SCHOLARSHIP	(\$305,353.43)	\$0.00	\$1,195.63	(\$306,549.06)
	11 Q 7150 0000 30 300 910001	SPORTS - ATHLETIC HALL OF FAME	(\$5,460.86)	\$0.00	\$0.00	(\$5,460.86)
	11 Q 7150 0000 30 300 910002	SPORTS - ATHLETIC POP	(\$5,937.93)	\$1,476.54	\$145.31	(\$4,606.70)
	11 Q 7150 0000 30 300 910003	SPORTS - ATHLETIC TRAINING	(\$476.26)	\$0.00	\$0.00	(\$476.26)
	11 Q 7150 0000 30 300 910004	SPORTS - BASEBALL	(\$13,205.66)	\$0.00	\$17,730.00	(\$30,935.66)
	11 Q 7150 0000 30 300 910005	SPORTS - BOYS BASKETBALL	(\$24,753.81)	\$10,265.00	\$588.00	(\$15,076.81)
	11 Q 7150 0000 30 300 910006	SPORTS - BOYS BOWLING	(\$4,920.05)	\$0.00	\$0.00	(\$4,920.05)

Balance Sheet Detail by Fund

March 2022-2023		COUNTY OF GRUNDY SCHOOL DIST 111				
Fund	Account	Account Description	Beginning Balance	Debit	Credit	Ending Balance
11 - Activity Fund						
Q - Equity						
	11 Q 7150 0000 30 300 910007	SPORTS - BOYS GOLF	(\$2,686.18)	\$0.00	\$0.00	(\$2,686.18)
	11 Q 7150 0000 30 300 910008	SPORTS - BOYS SOCCER	(\$12,318.61)	\$0.00	\$0.00	(\$12,318.61)
	11 Q 7150 0000 30 300 910009	SPORTS - BOYS TENNIS	(\$5,834.91)	\$0.00	\$1,380.00	(\$7,214.91)
	11 Q 7150 0000 30 300 910010	SPORTS - BOYS TRACK	(\$3,257.91)	\$0.00	\$11,523.00	(\$14,780.91)
	11 Q 7150 0000 30 300 910011	SPORTS - BOYS VOLLEYBALL	(\$3,654.02)	\$738.50	\$0.00	(\$2,915.52)
	11 Q 7150 0000 30 300 910012	SPORTS - CHEERLEADERS	(\$7,974.47)	\$361.15	\$0.00	(\$7,613.32)
	11 Q 7150 0000 30 300 910013	SPORTS - CROSS COUNTY CO ED	(\$5,096.71)	\$0.00	\$0.00	(\$5,096.71)
	11 Q 7150 0000 30 300 910014	SPORTS - FOOTBALL	(\$50,033.87)	\$2,892.00	\$1,445.00	(\$48,586.87)
	11 Q 7150 0000 30 300 910015	SPORTS - FOOTBALL JERSEYS	(\$2,741.97)	\$0.00	\$0.00	(\$2,741.97)
	11 Q 7150 0000 30 300 910016	SPORTS - GIRLS BASKETBALL	(\$12,238.49)	\$2,341.00	\$0.00	(\$9,897.49)
	11 Q 7150 0000 30 300 910017	SPORTS - GIRLS BOWLING	(\$5,447.39)	\$0.00	\$0.00	(\$5,447.39)
	11 Q 7150 0000 30 300 910018	SPORTS - GIRLS GOLF	(\$1,954.85)	\$0.00	\$0.00	(\$1,954.85)
	11 Q 7150 0000 30 300 910019	SPORTS - GIRLS SOCCER	(\$4,588.08)	\$3,343.87	\$228.00	(\$1,472.21)
	11 Q 7150 0000 30 300 910020	SPORTS - GIRLS TENNIS	(\$6,109.16)	\$0.00	\$0.00	(\$6,109.16)
	11 Q 7150 0000 30 300 910021	SPORTS - GIRLS TRACK	(\$1,512.77)	\$2,719.00	\$0.00	\$1,206.23
	11 Q 7150 0000 30 300 910022	SPORTS - GIRLS VOLLEYBALL	(\$14,165.99)	\$90.00	\$0.00	(\$14,075.99)
	11 Q 7150 0000 30 300 910023	SPORTS - LACROSSE	(\$3,669.58)	\$0.00	\$377.54	(\$4,047.12)
	11 Q 7150 0000 30 300 910024	SPORTS - OUTDOOR ED TRIP	(\$7,646.70)	\$0.00	\$0.00	(\$7,646.70)
	11 Q 7150 0000 30 300 910025	SPORTS - POMS	(\$4,109.30)	\$106.72	\$3,376.40	(\$7,378.98)

Balance Sheet Detail by Fund

March 2022-2023		COUNTY OF GRUNDY SCHOOL DIST 111				
Fund	Account	Account Description	Beginning Balance	Debit	Credit	Ending Balance
11 - Activity Fund						
Q - Equity						
	11 Q 7150 0000 30 300 910026	SPORTS - SOFTBALL	(\$18,169.33)	\$2,025.01	\$0.00	(\$16,144.32)
	11 Q 7150 0000 30 300 910027	SPORTS - SWIMMING B&G	(\$1,120.34)	\$0.00	\$0.00	(\$1,120.34)
	11 Q 7150 0000 30 300 910028	SPORTS - WRESTLING BOYS	(\$16,128.03)	\$0.00	\$0.00	(\$16,128.03)
	11 Q 7150 0000 30 300 910031	SUMMER CAMPS - BOYS BASKETBALL	\$0.00	\$0.00	\$325.00	(\$325.00)
	11 Q 7150 0000 30 300 910034	SUMMER CAMPS - CROSS COUNTRY	(\$270.00)	\$0.00	\$40.00	(\$310.00)
	11 Q 7150 0000 30 300 910035	SUMMER CAMPS - FOOTBALL	\$0.00	\$0.00	\$3,820.00	(\$3,820.00)
	11 Q 7150 0000 30 300 910036	SUMMER CAMPS - GIRLS BASKETBALL	\$0.00	\$0.00	\$250.00	(\$250.00)
	11 Q 7150 0000 30 300 910037	SUMMER CAMPS - GIRLS VOLLEYBALL	\$0.00	\$0.00	\$445.00	(\$445.00)
	11 Q 7150 0000 30 300 910039	SUMMER CAMPS - SOCCER	\$0.00	\$0.00	\$640.00	(\$640.00)
	11 Q 7150 0000 30 300 910040	SUMMER CAMPS - CONDITIONING	\$0.00	\$0.00	\$65.00	(\$65.00)
	11 Q 7150 0000 30 300 910041	SUMMER CAMPS - TENNIS CO-ED	\$0.00	\$0.00	\$450.00	(\$450.00)
	11 Q 7150 0000 30 300 910044	SPORTS - GIRLS WRESTLING	(\$1,042.36)	\$166.37	\$0.00	(\$875.99)
	11 Q 7150 0000 30 300 910045	SUMMER CAMPS - SOFTBALL	\$0.00	\$0.00	\$65.00	(\$65.00)
	11 Q 7150 0000 30 300 920000	ATHLETIC BOOSTERS	(\$102,392.10)	\$0.00	\$0.00	(\$102,392.10)
	11 Q 7150 0000 70 300 900001	ACTIVITIES - POP	(\$3,431.86)	\$36.66	\$198.31	(\$3,593.51)
	11 Q 7150 0000 70 300 900002	ACTIVITIES - ART CLUB	(\$692.10)	\$0.00	\$0.00	(\$692.10)
	11 Q 7150 0000 70 300 900003	ACTIVITIES - ATHLETIC LEADERSHIP	(\$342.50)	\$0.00	\$0.00	(\$342.50)
	11 Q 7150 0000 70 300 900005	ACTIVITIES - CHESS	(\$139.00)	\$0.00	\$0.00	(\$139.00)
	11 Q 7150 0000 70 300 900007	ACTIVITIES - CHORUS	(\$2,509.11)	\$0.00	\$0.00	(\$2,509.11)

Balance Sheet Detail by Fund

March 2022-2023		COUNTY OF GRUNDY SCHOOL DIST 111				
Fund	Account	Account Description	Beginning Balance	Debit	Credit	Ending Balance
11 - Activity Fund						
Q - Equity						
	11 Q 7150 0000 70 300 900008	ACTIVITIES - CLASS OF 2025	(\$4,333.53)	\$0.00	\$0.00	(\$4,333.53)
	11 Q 7150 0000 70 300 900009	ACTIVITIES - CLASS OF 2026	(\$672.94)	\$0.00	\$0.00	(\$672.94)
	11 Q 7150 0000 70 300 900012	ACTIVITIES - CLASS OF 2023	(\$4,555.89)	\$0.00	\$1,524.23	(\$6,080.12)
	11 Q 7150 0000 70 300 900013	ACTIVITIES - CLASS OF 2024	(\$14,626.29)	\$736.88	\$1,524.23	(\$15,413.64)
	11 Q 7150 0000 70 300 900014	ACTIVITIES - COMMUNITY GARDEN	(\$615.39)	\$0.00	\$0.00	(\$615.39)
	11 Q 7150 0000 70 300 900015	ACTIVITIES - CULINARY ARTS	(\$876.96)	\$0.00	\$0.00	(\$876.96)
	11 Q 7150 0000 70 300 900017	ACTIVITIES - DREAM	(\$500.90)	\$0.00	\$0.00	(\$500.90)
	11 Q 7150 0000 70 300 900018	ACTIVITIES - FASHION MERCHANDISING	(\$223.31)	\$0.00	\$0.00	(\$223.31)
	11 Q 7150 0000 70 300 900019	ACTIVITIES - FCCLA	(\$123.80)	\$0.00	\$0.00	(\$123.80)
	11 Q 7150 0000 70 300 900020	ACTIVITIES - FFA	(\$4,537.59)	\$344.00	\$344.00	(\$4,537.59)
	11 Q 7150 0000 70 300 900021	ACTIVITIES - FRENCH NHS	(\$305.91)	\$0.00	\$0.00	(\$305.91)
	11 Q 7150 0000 70 300 900022	ACTIVITIES - FUTURE BUSINESS LEADERS	(\$140.86)	\$0.00	\$0.00	(\$140.86)
	11 Q 7150 0000 70 300 900023	ACTIVITIES - I.O.T.A.	(\$2,670.38)	\$300.00	\$0.00	(\$2,370.38)
	11 Q 7150 0000 70 300 900024	ACTIVITIES - INDIAN CLIMBING CLUB	(\$561.80)	\$0.00	\$0.00	(\$561.80)
	11 Q 7150 0000 70 300 900025	ACTIVITIES - INDIAN NATION	(\$90.21)	\$0.00	\$0.00	(\$90.21)
	11 Q 7150 0000 70 300 900026	ACTIVITIES - INT'L CLUB	(\$875.74)	\$604.18	\$360.00	(\$631.56)
	11 Q 7150 0000 70 300 900027	ACTIVITIES - INT'L THESPIANS	(\$15,309.34)	\$0.00	\$200.00	(\$15,509.34)
	11 Q 7150 0000 70 300 900028	ACTIVITIES - INTERACT	(\$176.55)	\$0.00	\$0.00	(\$176.55)
	11 Q 7150 0000 70 300 900029	ACTIVITIES - INVESTMENT CLUB	(\$108.16)	\$0.00	\$0.00	(\$108.16)

Balance Sheet Detail by Fund

March		2022-2023		COUNTY OF GRUNDY SCHOOL DIST 111			
Fund	Account	Account Description	Beginning Balance	Debit	Credit	Ending Balance	
11 - Activity Fund							
Q - Equity							
	11 Q 7150 0000 70 300 900030	ACTIVITIES - JUDO	(\$13,908.41)	\$0.00	\$0.00	(\$13,908.41)	
	11 Q 7150 0000 70 300 900031	ACTIVITIES - KALEIDOSOPE	(\$1,094.07)	\$0.00	\$0.00	(\$1,094.07)	
	11 Q 7150 0000 70 300 900032	ACTIVITIES - MAC	(\$7,132.86)	\$0.00	\$0.00	(\$7,132.86)	
	11 Q 7150 0000 70 300 900033	ACTIVITIES - MATH TEAM	(\$246.00)	\$0.00	\$0.00	(\$246.00)	
	11 Q 7150 0000 70 300 900034	ACTIVITIES - MCHS BOOK CLUB	(\$598.77)	\$0.00	\$0.00	(\$598.77)	
	11 Q 7150 0000 70 300 900035	ACTIVITIES - MEMORIAL GARDEN	(\$888.23)	\$0.00	\$0.00	(\$888.23)	
	11 Q 7150 0000 70 300 900036	ACTIVITIES - MUSICAL	(\$5,015.70)	\$0.00	\$1,110.00	(\$6,125.70)	
	11 Q 7150 0000 70 300 900037	ACTIVITIES - NEEDY FAMILIES	(\$5,136.38)	\$0.00	\$0.00	(\$5,136.38)	
	11 Q 7150 0000 70 300 900038	ACTIVITIES - NHS	(\$2,088.71)	\$0.00	\$0.00	(\$2,088.71)	
	11 Q 7150 0000 70 300 900039	ACTIVITIES - ORCHESIS	(\$5,359.88)	\$894.00	\$0.00	(\$4,465.88)	
	11 Q 7150 0000 70 300 900040	ACTIVITIES - PAC RESTORATION	(\$3,479.30)	\$162.42	\$2,512.00	(\$5,828.88)	
	11 Q 7150 0000 70 300 900041	ACTIVITIES - PERCUSSION	(\$9,007.35)	\$6,792.44	\$5,662.40	(\$7,877.31)	
	11 Q 7150 0000 70 300 900043	ACTIVITIES - NEWSPAPER	(\$392.26)	\$0.00	\$0.00	(\$392.26)	
	11 Q 7150 0000 70 300 900044	ACTIVITIES - SADD	(\$256.41)	\$0.00	\$0.00	(\$256.41)	
	11 Q 7150 0000 70 300 900045	ACTIVITIES - SCHOLASTIC BOWL	(\$407.80)	\$0.00	\$0.00	(\$407.80)	
	11 Q 7150 0000 70 300 900046	ACTIVITIES - SPANISH NHS	(\$229.86)	\$0.00	\$0.00	(\$229.86)	
	11 Q 7150 0000 70 300 900047	ACTIVITIES - SPEECH	(\$3,376.73)	\$0.00	\$0.00	(\$3,376.73)	
	11 Q 7150 0000 70 300 900048	ACTIVITIES - STUDENT COUNCIL	(\$61,434.66)	\$3,983.15	\$4,710.00	(\$62,161.51)	
	11 Q 7150 0000 70 300 900049	ACTIVITIES - TSA	(\$2,982.76)	\$436.49	\$0.00	(\$2,546.27)	

Balance Sheet Detail by Fund

March 2022-2023		COUNTY OF GRUNDY SCHOOL DIST 111				
Fund	Account	Account Description	Beginning Balance	Debit	Credit	Ending Balance
11 - Activity Fund						
Q - Equity						
	11 Q 7150 0000 70 300 900050	ACTIVITIES - UNDERWATER ROBOTIC	(\$2,382.52)	\$47.87	\$0.00	(\$2,334.65)
	11 Q 7150 0000 70 300 900051	ACTIVITIES - WINTERGUARD	(\$13,145.91)	\$13,093.95	\$16,656.71	(\$16,708.67)
	11 Q 7150 0000 70 300 900052	ACTIVITIES - WYSE	(\$418.94)	\$0.00	\$0.00	(\$418.94)
	11 Q 7150 0000 70 300 900053	ACTIVITIES - YEARBOOK	(\$28,336.78)	\$2,000.00	\$40.00	(\$26,376.78)
	11 Q 7150 0000 70 300 900055	ACTIVITIES - CYBRARY	(\$1,238.29)	\$0.00	\$0.00	(\$1,238.29)
	11 Q 7150 0000 70 300 900056	FACULTY POP	(\$1,327.78)	\$0.00	\$145.32	(\$1,473.10)
	11 Q 7150 0000 70 300 900057	PROJECT INDIAN	(\$2,085.53)	\$0.00	\$0.00	(\$2,085.53)
	11 Q 7150 0000 70 300 900058	ACTIVITIES - PROM	(\$20,876.27)	\$0.00	\$0.00	(\$20,876.27)
	11 Q 7150 0000 70 300 900059	SCHOLARSHIP	\$1,750.09	\$0.00	\$2,000.00	(\$249.91)
	11 Q 7150 0000 70 300 900061	ACTIVITIES - ASL - AMERICAN SIGN LANGUAGE CLUB/NHS	\$69.46	\$0.00	\$1,563.45	(\$1,493.99)
	11 Q 7150 0000 70 300 900062	ACTIVITIES - GREEN HOUSE	(\$2,344.08)	\$75.00	\$0.00	(\$2,269.08)
	11 Q 7150 0000 70 300 900064	FOUNDATION SCHOLARSHIP	(\$5,000.00)	\$0.00	\$0.00	(\$5,000.00)
	11 Q 7150 0000 70 300 900065	FOUNDATION ASSIST MCHS ATHLETICS/ACTIVITIES	(\$3,320.00)	\$0.00	\$0.00	(\$3,320.00)
	11 Q 7150 0000 70 300 920001	BAND BOOSTERS	(\$44,519.77)	\$0.00	\$0.00	(\$44,519.77)
	11 Q 7150 0000 70 300 920002	CHOIR BOOSTERS	(\$60,825.83)	\$6,025.65	\$7,478.21	(\$62,278.39)
Totals for: 11 Q - Equity			(\$1,019,730.53)	\$129,702.84	\$157,762.73	(\$1,047,790.42)
Totals for Fund: 11 - Activity Fund			\$0.00	\$275,407.13	\$275,407.13	\$0.00

Balance Sheet Detail by Fund

March	2022-2023	COUNTY OF GRUNDY SCHOOL DIST 111			
				Account	
				Ending Balance	
				Beginning Balance	
				Debit	
				Credit	
Totals for: A - Asset		\$1,019,730.53	\$90,117.74	\$62,057.85	\$1,047,790.42
Totals for: L - Liability		\$0.00	\$55,586.55	\$55,586.55	\$0.00
Totals for: Q - Equity		(\$1,019,730.53)	\$129,702.84	\$157,762.73	(\$1,047,790.42)
Grand Totals:		\$0.00	\$275,407.13	\$275,407.13	\$0.00

Input Report

Date

3/31/2023

Cash and Investments Report

	Education	Oper/ Maint.	Debt Service *	Transportation	IMRF/ Soc Sec	Capital **	Working Cash	Tort	Life Safety	Total	Fund 11 Activities	Total Funds
Checking	\$954,502.24	\$176,195.47	\$20,793.05	\$30,730.39	\$51,853.08	\$330,345.10	\$82,379.54	\$47,013.25	\$25,595.40	\$1,719,407.52	\$532,051.10	\$2,251,458.62
Food Service Account	\$1,376,440.42									\$1,376,440.42	0	\$1,376,440.42
Imprest	\$12,479.05	\$466.72		\$4,601.38						\$17,547.15	0	\$17,547.15
Insurance Account	\$1,007,022.24	\$383,772.06		\$49,551.62				(15,949.68)		\$1,424,396.24	0	\$1,424,396.24
PMA Cash Account	\$6,078,696.76	\$717,168.70	\$871,901.06	\$474,507.49	\$202,111.00	\$7,401,948.91	\$2,716,091.78	\$177,944.70	\$158,211.77	\$18,798,582.17	0	\$18,798,582.17
IPTIP	\$3,559,688.40	\$1,867,069.19	\$0.00	\$0.00	\$853,537.06	\$0.00	\$204,143.59	\$0.00	\$0.00	\$6,484,438.24	0	\$6,484,438.24
Total Cash accounts	\$12,988,829.11	\$3,144,672.14	\$892,694.11	\$559,390.88	\$1,107,501.14	\$7,732,294.01	\$3,002,614.91	\$209,008.27	\$183,807.17	\$29,820,811.74	\$532,051.10	\$30,352,862.84
PMA Investments	\$1,091,545.13	\$2,965,157.12	\$3,382,881.63	\$4,277,115.48	\$139,233.43	\$1,567,518.32	\$7,116,873.53	\$2,180,600.64	\$3,026,663.47	\$25,747,588.75	306,549.06	26,054,137.81
PMA 101 Investments	\$808,670.27	\$2,285,282.69	\$3,093,216.27	\$3,740,542.18	\$118,258.72	\$1,512,624.30	\$1,291,900.07	\$1,928,054.74	\$2,573,265.95	\$17,351,815.19	-	\$17,351,815.19
PMA 62 (Working Cash)						\$0.00				\$0.00	-	\$0.00
PMA 202						\$0.00				\$0.00	-	\$0.00
PMA 203 - 2006 Bond			\$132,615.17							\$132,615.17	-	\$132,615.17
PMA 65 (Capital)										\$0.00	-	\$0.00
US Bank	\$0.00									\$0.00	-	\$0.00
PMA 205 Working Cash							\$5,743,026.91			\$5,743,026.91	-	\$5,743,026.91
PMA 68										\$0.00	0	\$0.00
PMA 104 - General Reserve	\$282,874.86	\$679,874.43	\$157,050.19	\$536,573.30	\$20,974.71	\$54,894.02	\$81,946.55	\$252,545.90	\$453,397.52	\$2,520,131.48	0	\$2,520,131.48
PMA 208 - Health Life Safety									\$0.00	\$0.00	0	\$0.00
PMA 209 - Capital						\$0.00				\$0.00	0	\$0.00
Private Bank Investments	\$625,140.86	\$1,531.73	\$108,654.05	\$148,669.96	\$7,072.82	\$0.00	\$0.00	\$0.00	\$0.00	\$891,069.42	0	\$891,069.42
PMA 103 - Coady Scholarship										\$0.00	\$306,549.06	\$306,549.06
Total Investments	\$1,716,685.99	\$2,966,688.85	\$3,491,535.68	\$4,425,785.44	\$146,306.25	\$1,567,518.32	\$7,116,873.53	\$2,180,600.64	\$3,026,663.47	\$26,638,658.17	306,549.06	\$26,945,207.23
Total Cash & Investment:	\$14,705,515.10	\$6,111,360.99	\$4,384,229.79	\$4,985,176.32	\$1,253,807.39	\$9,299,812.33	\$10,119,488.44	\$2,389,608.91	\$3,210,470.64	\$56,459,469.91	\$838,600.16	\$57,298,070.07

Expenditure Report

Fiscal Year: 2022-2023
Month: March

COUNTY OF GRUNDY SCHOOL DIST 111

Fund Description	Account	Account Description	Revised Budget	MTD Activity	Encumbrance	Pending Activity	Available Funds	Year to Date Activity	Percent of Budget Used
Education Fund	111134900	ESSER I Digital Equity Grant	0.00	0.00	0.00	0.00	0.00	0.00	0.00
Education Fund	111137000	ESSER I Digital Equity Grant	0.00	0.00	0.00	0.00	0.00	0.00	0.00
Education Fund	11130100	TITLE 1 SALARIES	65,000.00	5,137.65	0.00	0.00	39,946.09	25,053.91	38.54
Education Fund	1011130110	HIGH SCHOOL	0.00	0.00	0.00	0.00	0.00	0.00	0.00
Education Fund	11130110	DETENTION HALL SUPVSN	15,000.00	1,494.80	0.00	0.00	5,365.20	9,634.80	64.23
Education Fund	11130127	ELL INSTRUCTION	0.00	0.00	0.00	0.00	0.00	0.00	0.00
Education Fund	1113011002	ART SALARY	233,832.00	19,461.02	0.00	0.00	64,596.00	169,236.00	72.38
Education Fund	1113011005	ENGLISH/DRAMA SALARY	1,765,242.57	141,717.81	0.00	0.00	458,360.72	1,306,881.85	74.03
Education Fund	1113011006	FOREIGN LANG SALARY	807,861.58	72,238.92	0.00	0.00	168,051.83	639,809.75	79.20
Education Fund	1113011011	MATH SALARY	1,447,064.00	117,678.60	0.00	0.00	396,861.86	1,050,202.14	72.57
Education Fund	1113011012	MUSIC SALARY	262,937.00	21,911.42	0.00	0.00	66,756.53	196,180.47	130 74.61
Education Fund	1113011013	NATURAL SCIENCE	1,418,188.46	113,809.98	0.00	0.00	395,083.41	1,023,105.05	72.14
Education Fund	1113011015	SOCIAL SCIENCE SALARY	1,315,477.85	109,420.11	0.00	0.00	329,796.07	985,681.78	74.93
Education Fund	1113011027	DEPT CHAIR SALARY	754,901.93	62,908.52	0.00	0.00	186,735.27	568,166.66	75.26
Education Fund	1113011050	PHYS ED SALARY	1,256,854.02	101,939.06	0.00	0.00	344,422.27	912,431.75	72.60
Education Fund	11130111	OVERLOAD	59,649.00	4,201.30	0.00	0.00	12,557.19	47,091.81	78.95
Education Fund	11130112	PLAN TIME	203,034.00	16,795.80	0.00	0.00	50,898.76	152,135.24	74.93
Education Fund	11130120	CAMPUS MONITOR	0.00	0.00	0.00	0.00	0.00	0.00	0.00
Education Fund	11130121	SUB TEACHER SALARY	275,000.00	42,842.54	0.00	0.00	15,495.66	259,504.34	94.37
Education Fund	11130122	MENTORING	15,000.00	0.00	0.00	0.00	5,816.00	9,184.00	61.23
Education Fund	11130125	SUMMER CURRIC	8,000.00	0.00	0.00	0.00	7,857.00	143.00	1.79
Education Fund	11130126	POST RETIREMENT	63,460.83	0.00	0.00	0.00	0.00	63,460.83	100.00
Education Fund	11130128	SUMMER SCHOOL SALARY	26,000.00	0.00	0.00	0.00	26,000.00	0.00	0.00
Education Fund	11130130	HOMEBOUND	5,000.00	565.33	0.00	0.00	1,932.07	3,067.93	61.36

Expenditure Report

Fiscal Year: 2022-2023
Month: March

COUNTY OF GRUNDY SCHOOL DIST 111

Fund Description	Account	Account Description	Revised Budget	MTD Activity	Encumbrance	Pending Activity	Available Funds	Year to Date Activity	Percent of Budget Used
Education Fund	10-1130-211	OVERLOAD (IC)	0.00	0.00	0.00	0.00	0.00	0.00	0.00
Education Fund	1113021	INSTRUCTIONAL TRS	14,984.72	554.56	0.00	0.00	8,998.30	5,986.42	39.95
Education Fund	11130211	SUB TEACHER TRS	59,178.38	6,994.67	0.00	0.00	11,104.04	48,074.34	81.24
Education Fund	11130212	MENTORING TRS	1,800.44	0.00	0.00	0.00	-21.79	1,822.23	101.21
Education Fund	11130213	SUMMER CURRIC TRS	0.00	0.00	0.00	0.00	-17.16	17.16	0.00
Education Fund	111302135	TRS PENALTY	4,000.00	0.00	0.00	0.00	290.70	3,709.30	92.73
Education Fund	1113021101	INSTRUCTIONAL TRS	0.00	0.00	0.00	0.00	0.00	0.00	0.00
Education Fund	1113021102	ART TRS	28,066.62	2,335.88	0.00	0.00	7,753.44	20,313.18	72.37
Education Fund	1113021105	ENGLISH/DRAMA TRS	211,880.30	17,013.56	0.00	0.00	55,012.43	156,867.87	74.04
Education Fund	1113021106	FOREIGN LANGUAGE TRS	96,966.82	8,670.75	0.00	0.00	20,171.22	76,795.60	79.20
Education Fund	111302111	MATH TRS	173,689.65	14,124.81	0.00	0.00	47,635.18	126,054.47	131 72.57
Education Fund	1113021112	MUSIC TRS	31,560.07	2,629.96	0.00	0.00	8,013.17	23,546.90	74.61
Education Fund	1113021113	NAT SCI TRS	170,223.74	13,660.42	0.00	0.00	47,422.10	122,801.64	72.14
Education Fund	1113021115	SOC SCI TRS	157,895.49	13,133.51	0.00	0.00	39,585.53	118,309.96	74.93
Education Fund	1113021121	DRIVER ED TRS	0.00	0.00	0.00	0.00	0.00	0.00	0.00
Education Fund	1113021127	DEPT CHAIR TRS	90,610.12	7,708.06	0.00	0.00	20,993.67	69,616.45	76.83
Education Fund	1113021150	PHYS ED TRS	150,858.90	12,235.64	0.00	0.00	41,340.75	109,518.15	72.60
Education Fund	10-1130-	DEPT CHAIR SALARY (GTL)	0.00	0.00	0.00	0.00	0.00	0.00	0.00
Education Fund	10-1130-222	DIST 111 GROUP MEDICAL	4,200,000.00	363,767.66	0.00	0.00	867,772.75	3,332,227.25	79.34
Education Fund	10-1130-	HIGH SCHOOL	0.00	0.00	0.00	0.00	0.00	0.00	0.00
Education Fund		TEACHING GROUP INS	187.51	0.00	0.00	0.00	61.50	126.01	67.20
Education Fund		10 E 1130 2220 00 300	0.00	0.00	0.00	0.00	0.00	0.00	0.00
Education Fund	1113022201	TEACHING GROUP INS	0.00	0.00	0.00	0.00	0.00	0.00	0.00
Education Fund	1113022202	ART GROUP INS	49,440.60	5,443.38	0.00	0.00	10,619.46	38,821.14	78.52

Expenditure Report

Fiscal Year: 2022-2023
Month: March

COUNTY OF GRUNDY SCHOOL DIST 111

Fund Description	Account	Account Description	Revised Budget	MTD Activity	Encumbrance	Pending Activity	Available Funds	Year to Date Activity	Percent of Budget Used
Education Fund	1113022205	ENGLISH GROUP INS	430,487.32	38,978.06	0.00	0.00	109,585.60	320,901.72	74.54
Education Fund	1113022206	FOREIGN LANG GROUP	266,056.57	23,663.70	0.00	0.00	77,299.91	188,756.66	70.95
Education Fund	1113022211	MATH GROUP INS	405,227.86	34,798.74	0.00	0.00	119,847.65	285,380.21	70.42
Education Fund	1113022212	MUSIC GROUP INS	61,674.12	5,716.98	0.00	0.00	16,448.58	45,225.54	73.33
Education Fund	1113022213	NAT SCI GROUP INS	355,248.77	31,298.40	0.00	0.00	106,107.95	249,140.82	70.13
Education Fund	1113022215	SOC SCI GROUP INS	275,364.14	25,674.42	0.00	0.00	72,547.44	202,816.70	73.65
Education Fund	1113022221	DRIVER ED GROUP INS	0.00	0.00	0.00	0.00	0.00	0.00	0.00
Education Fund	1113022225	CAMPUS MONITOR GROUP	0.00	0.00	0.00	0.00	0.00	0.00	0.00
Education Fund	1113022227	DEPT CHAIR GROUP	218,366.09	20,212.70	0.00	0.00	58,405.79	159,960.30	73.25
Education Fund	1113022250	PHYS ED GROUP INS	297,452.12	30,437.90	0.00	0.00	59,526.28	237,925.84	79.99
Education Fund		DIST 111 GROUP DENTAL	216,722.81	22,965.58	0.00	0.00	61,256.15	155,466.66	132 71.74
Education Fund		10 E 1130 2230 00 300	0.00	0.00	0.00	0.00	0.00	0.00	0.00
Education Fund		10 E 1130 2230 00 300	0.00	0.00	0.00	0.00	0.00	0.00	0.00
Education Fund		ART DENTAL INSURANCE	984.46	113.34	0.00	0.00	191.08	793.38	80.59
Education Fund		ENGLISH DENTAL INS	9,576.06	741.44	0.00	0.00	2,865.32	6,710.74	70.08
Education Fund		FOREIGN LANG DENTAL	5,920.23	415.58	0.00	0.00	2,142.23	3,778.00	63.82
Education Fund		MATH DENTAL INS	8,930.58	604.48	0.00	0.00	3,320.25	5,610.33	62.82
Education Fund		MUSIC DENTAL INS	1,476.68	113.34	0.00	0.00	456.62	1,020.06	69.08
Education Fund		NAT SCI DENTAL INS	8,926.82	680.04	0.00	0.00	2,825.26	6,101.56	68.35
Education Fund		SOC SCI DENTAL INS	7,489.06	580.86	0.00	0.00	2,274.86	5,214.20	69.62
Education Fund		DEPT CHAIR DENTAL INS	9,827.94	755.90	0.00	0.00	3,024.84	6,803.10	69.22
Education Fund		PHYS ED DENTAL INS	5,724.58	453.36	0.00	0.00	1,644.34	4,080.24	71.28
Education Fund	11131230	COLLEGE TUITION REIMB	70,000.00	1,665.00	0.00	555.00	18,825.00	50,620.00	72.31
Education Fund		10 E 1130 2340 13 300	0.00	0.00	0.00	0.00	0.00	0.00	0.00

Expenditure Report

Fiscal Year: 2022-2023
Month: March

COUNTY OF GRUNDY SCHOOL DIST 111

Fund Description	Account	Account Description	Revised Budget	MTD Activity	Encumbrance	Pending Activity	Available Funds	Year to Date Activity	Percent of Budget Used
Education Fund	1113030006	FOREIGN LANG CONTR	2,390.00	0.00	0.00	0.00	1,471.15	918.85	38.45
Education Fund	1113030006	FOREIGN LANG CONT	0.00	0.00	0.00	0.00	0.00	0.00	0.00
Education Fund	1110030012	BAND PURCHASE SERV	13,000.00	0.00	0.00	0.00	2,058.20	10,941.80	84.17
Education Fund	1110030112	CHORUS PURCHASE SERV	12,675.00	0.00	917.00	1,337.00	7,455.00	2,966.00	23.40
Education Fund	1110030212	STRINGS PURCHASE	0.00	0.00	0.00	0.00	-1,790.00	1,790.00	0.00
Education Fund	1110030012	BAND CONT SERV S	0.00	0.00	0.00	0.00	0.00	0.00	0.00
Education Fund	1110030112	CHORUS CONT SERV S	0.00	0.00	0.00	0.00	0.00	0.00	0.00
Education Fund	1110030212	STRINGS CONT SERV S	0.00	0.00	0.00	0.00	0.00	0.00	0.00
Education Fund	1113030021	DRIVER ED CONTRACT	0.00	0.00	0.00	0.00	0.00	0.00	0.00
Education Fund	1113031025	POLICE LIAISON	0.00	0.00	0.00	0.00	0.00	0.00	0.00
Education Fund	1113031125	EVENT SECURITY	0.00	0.00	0.00	0.00	0.00	0.00	133 0.00
Education Fund	11131314	CURRIC DEVEL/LRNG OBJ	0.00	0.00	0.00	0.00	0.00	0.00	0.00
Education Fund	11131315	STAFF DEVELOPMENT	0.00	0.00	0.00	0.00	0.00	0.00	0.00
Education Fund	11130322	TOWEL CONTRACT SERV	0.00	0.00	0.00	0.00	0.00	0.00	0.00
Education Fund	1113032302	ART CONTRACT SERV	0.00	0.00	0.00	0.00	0.00	0.00	0.00
Education Fund	1113032302	ART CONT SERV S	0.00	0.00	0.00	0.00	0.00	0.00	0.00
Education Fund	1113032305	ENGLISH CONTRACT SERV	5,000.00	0.00	0.00	0.00	-1,000.00	6,000.00	120.00
Education Fund	1113032305	ENGLISH CONT SERV S	0.00	0.00	0.00	0.00	0.00	0.00	0.00
Education Fund	1110032312	BAND REPAIR & MAINT	8,000.00	198.00	0.00	0.00	6,222.08	1,777.92	22.22
Education Fund	1110032412	CHORUS REPAIR & MAINT	1,500.00	0.00	305.00	0.00	322.36	872.64	58.18
Education Fund	1110032512	STRINGS REPAIR & MAINT	0.00	0.00	0.00	0.00	0.00	0.00	0.00
Education Fund	1110032312	BAND REPAIR & MAINT S	0.00	0.00	0.00	0.00	0.00	0.00	0.00
Education Fund	1110032412	CHORUS REPAIR & MAINT	0.00	0.00	0.00	0.00	0.00	0.00	0.00
Education Fund	1110032512	STRINGS REPAIR & MAINT	0.00	0.00	0.00	0.00	0.00	0.00	0.00

Expenditure Report

Fiscal Year: 2022-2023
Month: March

COUNTY OF GRUNDY SCHOOL DIST 111

Fund Description	Account	Account Description	Revised Budget	MTD Activity	Encumbrance	Pending Activity	Available Funds	Year to Date Activity	Percent of Budget Used
Education Fund	1113032313	NAT SCI CONTRACT SERV	1,049.00	0.00	0.00	0.00	159.00	890.00	84.84
Education Fund	1113032313	NAT SCI CONT SERV S	0.00	0.00	0.00	0.00	0.00	0.00	0.00
Education Fund	1113032315	SOC SCI CONTRACT SERV	489.00	0.00	303.54	0.00	185.46	0.00	0.00
Education Fund	1113032315	SOC SCI CONT SERV S	0.00	0.00	0.00	0.00	0.00	0.00	0.00
Education Fund	1113032350	PHYS ED CONTRACT SERV	3,440.00	353.50	0.00	0.00	586.50	2,853.50	82.95
Education Fund	1113032351	BOWING COSTS	0.00	0.00	0.00	0.00	0.00	0.00	0.00
Education Fund	1113032350	PHYS ED CONT SERV S	0.00	0.00	0.00	0.00	0.00	0.00	0.00
Education Fund	11130332	GENERAL EDUCATION	500.00	0.00	0.00	0.00	500.00	0.00	0.00
Education Fund	11131332	TYPE 75 TRAVEL	0.00	0.00	0.00	0.00	0.00	0.00	0.00
Education Fund	11130380	UNEMPLOYMENT	3,000.00	0.00	0.00	0.00	3,688.00	-688.00	-22.93
Education Fund	11130381	WORKERS COMP	0.00	0.00	0.00	0.00	0.00	0.00	134 0.00
Education Fund	1113038021	DRIVER ED CAR	0.00	0.00	0.00	0.00	0.00	0.00	0.00
Education Fund	11130400	TITLE 1 SUPPLIES	0.00	0.00	4,476.22	0.00	-4,476.22	0.00	0.00
Education Fund	1113040005	ENGLISH RESALE	0.00	0.00	0.00	0.00	0.00	0.00	0.00
Education Fund	1113040011	MATH SUPPLIES RESALE	0.00	0.00	0.00	0.00	0.00	0.00	0.00
Education Fund	1113040050	PHYS ED RESALE	4,629.00	0.00	0.00	0.00	1,632.00	2,997.00	64.74
Education Fund	1113040050	PHYS ED RESALE	0.00	0.00	0.00	0.00	0.00	0.00	0.00
Education Fund	11130410	GEN ED	20,000.00	0.00	0.00	0.00	4,452.63	15,547.37	77.74
Education Fund	11130411	ECOLAB GRANT SUPPLIES	0.00	0.00	0.00	0.00	0.00	0.00	0.00
Education Fund	11131410	CURRIC DEVEL/LRNG	1,500.00	151.25	264.51	0.00	905.68	329.81	21.99
Education Fund	11131411	STAFF DEVELOPMENT	0.00	0.00	0.00	0.00	0.00	0.00	0.00
Education Fund	11131412	TPI GRANT SUPPLIES	0.00	0.00	0.00	0.00	0.00	0.00	0.00
Education Fund	111304102	GEN ED SUPPLIES S	0.00	0.00	0.00	0.00	0.00	0.00	0.00
Education Fund	1113041002	ART SUPPLIES	20,080.00	2,198.12	507.71	0.00	7,131.98	12,440.31	61.95

Expenditure Report

Fiscal Year: 2022-2023
Month: March

COUNTY OF GRUNDY SCHOOL DIST 111

Fund Description	Account	Account Description	Revised Budget	MTD Activity	Encumbrance	Pending Activity	Available Funds	Year to Date Activity	Percent of Budget Used
Education Fund	1113041102	ART/COMP TECH	2,100.00	0.00	0.00	0.00	2,100.00	0.00	0.00
Education Fund	1113041002	ART SUPPLIES S	0.00	0.00	0.00	0.00	0.00	0.00	0.00
Education Fund	1113041102	ART/COMP TECH SUPPLY	0.00	0.00	0.00	0.00	0.00	0.00	0.00
Education Fund	1113041005	ENGLISH/DRAMA	1,744.00	0.00	678.50	0.00	584.45	481.05	27.58
Education Fund	1113041505	ENGLISH/COMP TECH	0.00	0.00	0.00	0.00	0.00	0.00	0.00
Education Fund	1113041005	ENGLISH/DRAMA SUPPLY	0.00	0.00	0.00	0.00	0.00	0.00	0.00
Education Fund	1113041505	ENGLISH/COMP TECH SUP	0.00	0.00	0.00	0.00	0.00	0.00	0.00
Education Fund	1113041006	FOREIGN LANG SUPPLIES	4,618.00	414.06	421.69	45.00	692.73	3,458.58	74.89
Education Fund	1113041106	FOREIGN LANG/COMP	0.00	0.00	0.00	0.00	0.00	0.00	0.00
Education Fund	1113041006	FORN LANG SUPPLIES S	0.00	0.00	0.00	0.00	0.00	0.00	0.00
Education Fund	1113041106	FORN LANG COMP TECH S	0.00	0.00	0.00	0.00	0.00	0.00	135 0.00
Education Fund	1113041011	MATH SUPPLIES	4,059.00	739.40	126.27	0.00	341.06	3,591.67	88.49
Education Fund	1113041211	MATH/COMP TECH	1,000.00	0.00	209.90	0.00	790.10	0.00	0.00
Education Fund	1113041011	MATH SUPPLIES S	0.00	0.00	0.00	0.00	0.00	0.00	0.00
Education Fund	1113041211	MATH/COMP TECH SUP S	0.00	0.00	0.00	0.00	0.00	0.00	0.00
Education Fund	1110041012	BAND SUPPLIES	6,520.00	168.26	1,199.35	299.00	4,052.96	968.69	14.86
Education Fund	1110041112	CHORUS SUPPLIES	6,000.00	44.25	382.23	620.00	4,348.49	649.28	10.82
Education Fund	1110041212	STRINGS SUPPLIES	1,000.00	0.00	0.00	0.00	861.11	138.89	13.89
Education Fund	1113041012	BAND-CHORUS/COMP	0.00	0.00	0.00	0.00	0.00	0.00	0.00
Education Fund	1110041012	BAND SUPPLIES S	0.00	0.00	0.00	0.00	0.00	0.00	0.00
Education Fund	1110041112	GENERAL MUSIC	2,775.00	0.00	0.00	0.00	-20.17	2,795.17	100.73
Education Fund	1110041212	STRINGS SUPPLIES S	0.00	0.00	0.00	0.00	0.00	0.00	0.00
Education Fund	1113041012	BAND-CHORUS/COMP	0.00	0.00	0.00	0.00	0.00	0.00	0.00
Education Fund	1113041013	NAT SCI SUPPLIES	36,889.00	785.66	1,208.48	160.96	10,664.36	24,855.20	67.38

Expenditure Report

Fiscal Year: 2022-2023
Month: March

COUNTY OF GRUNDY SCHOOL DIST 111

Fund Description	Account	Account Description	Revised Budget	MTD Activity	Encumbrance	Pending Activity	Available Funds	Year to Date Activity	Percent of Budget Used
Education Fund	1113041113	NAT SCI/COMP TECH	0.00	0.00	0.00	0.00	0.00	0.00	0.00
Education Fund	1113041013	NAT SCI SUPPLIES S	0.00	0.00	0.00	0.00	0.00	0.00	0.00
Education Fund	1113041113	NAT SCI/COMP TECH S	0.00	0.00	0.00	0.00	0.00	0.00	0.00
Education Fund	1113041015	SOC SCI SUPPLIES	5,000.00	0.00	115.41	0.00	3,741.92	1,142.67	22.85
Education Fund	1113041115	SOC SCI/COMP TECH	0.00	0.00	0.00	0.00	0.00	0.00	0.00
Education Fund	1113041015	SOC SCI SUPPLIES S	0.00	0.00	0.00	0.00	0.00	0.00	0.00
Education Fund	1113041115	SCO SCI/COMP TECH S	0.00	0.00	0.00	0.00	0.00	0.00	0.00
Education Fund	1113041021	DRIVER ED SUPPLIES	0.00	0.00	0.00	0.00	-1,667.82	1,667.82	0.00
Education Fund	1113041050	PHYS ED SUPPLIES	29,443.00	-2,465.00	3,533.75	3,824.20	3,192.14	18,892.91	64.17
Education Fund	1113041150	PHYS ED COMP TECH	0.00	0.00	0.00	0.00	0.00	0.00	0.00
Education Fund	1113041050	PHS ED SUPPLIES S	0.00	0.00	0.00	0.00	0.00	0.00	136 0.00
Education Fund	1113041150	PHYS ED COMP TECH	0.00	0.00	0.00	0.00	0.00	0.00	0.00
Education Fund	11130420	GENERAL EDUC	0.00	0.00	0.00	0.00	0.00	0.00	0.00
Education Fund	111304202	GENERAL ED TEXTBOOKS	0.00	0.00	0.00	0.00	0.00	0.00	0.00
Education Fund	1113042002	ART TEXTBOOKS	0.00	0.00	0.00	0.00	0.00	0.00	0.00
Education Fund	1113042002	ART TEXTBOOKS S	0.00	0.00	0.00	0.00	0.00	0.00	0.00
Education Fund	1113042005	ENGLISH/DRAMA	7,000.00	0.00	0.00	0.00	2,997.00	4,003.00	57.19
Education Fund	1113042005	ENGLISH/DRAMA TEXTBKS	0.00	0.00	0.00	274.80	-3,793.90	3,519.10	0.00
Education Fund	1113042006	FOREIGN LANG	19,699.00	1,374.24	496.99	0.00	6,364.22	12,837.79	65.17
Education Fund	1113042006	FORN LANG TEXTBOOKS S	0.00	0.00	0.00	0.00	0.00	0.00	0.00
Education Fund	1113042011	MATH TEXTBOOKS	30,785.00	0.00	0.00	0.00	2,578.56	28,206.44	91.62
Education Fund	1113042011	MATH TEXTBOOKS S	0.00	0.00	0.00	0.00	0.00	0.00	0.00
Education Fund	1110042012	BAND TEXTBOOKS	0.00	0.00	0.00	0.00	0.00	0.00	0.00
Education Fund	1110042112	MUSIC TEXTBOOKS	1,640.00	0.00	0.00	0.00	1,640.00	0.00	0.00

Expenditure Report

Fiscal Year: 2022-2023
Month: March

COUNTY OF GRUNDY SCHOOL DIST 111

Fund Description	Account	Account Description	Revised Budget	MTD Activity	Encumbrance	Pending Activity	Available Funds	Year to Date Activity	Percent of Budget Used
Education Fund	1110042212	STRINGS TEXTBOOKS	150.00	0.00	0.00	0.00	150.00	0.00	0.00
Education Fund	1110042012	BAND TEXTBOOKS S	0.00	0.00	0.00	0.00	0.00	0.00	0.00
Education Fund	1110042112	CHORUS TEXTBOOKS S	0.00	0.00	0.00	0.00	0.00	0.00	0.00
Education Fund	1110042212	STRINGS TEXTBOOKS S	0.00	0.00	0.00	0.00	0.00	0.00	0.00
Education Fund	1113042013	NAT SCI TEXTBOOKS	21,857.00	0.00	0.00	0.00	1,646.44	20,210.56	92.47
Education Fund	1113042013	NAT SCI TEXTBOOKS S	0.00	0.00	0.00	0.00	0.00	0.00	0.00
Education Fund	1113042015	SOC SCI TEXTBOOKS	23,920.00	0.00	0.00	0.00	-34,292.70	58,212.70	243.36
Education Fund	1113042015	SOC SCI TEXTBOOKS S	0.00	0.00	0.00	0.00	0.00	0.00	0.00
Education Fund	1113042021	DRIVER ED TEXTBOOKS	0.00	0.00	0.00	0.00	0.00	0.00	0.00
Education Fund	1113042050	PHYS ED TEXTBOOKS	0.00	0.00	0.00	0.00	-11,667.67	11,667.67	0.00
Education Fund	1113042050	PHS ED TEXTBOOKS S	0.00	0.00	0.00	0.00	0.00	0.00	137 0.00
Education Fund	1113043002	ART PERIODICALS	0.00	0.00	0.00	0.00	0.00	0.00	0.00
Education Fund	1113043002	ART PERIODICALS S	0.00	0.00	0.00	0.00	0.00	0.00	0.00
Education Fund	1113043005	ENGLISH PERIODICALS	1,772.00	0.00	0.00	0.00	1,772.00	0.00	0.00
Education Fund	1113043005	ENGLISH PERIODICALS S	0.00	0.00	0.00	0.00	0.00	0.00	0.00
Education Fund	1113043015	SOC SCI PERIODICALS	0.00	0.00	0.00	0.00	0.00	0.00	0.00
Education Fund	1113043015	SOC SCI PERIODICALS S	0.00	0.00	0.00	0.00	0.00	0.00	0.00
Education Fund	1113043050	PHYS ED PERIODICALS	0.00	0.00	0.00	0.00	0.00	0.00	0.00
Education Fund	1113043050	PHYS ED PERIODICALS S	0.00	0.00	0.00	0.00	0.00	0.00	0.00
Education Fund	1113049002	ART VIDEO/SOFTWARE	0.00	0.00	0.00	0.00	0.00	0.00	0.00
Education Fund	1113049002	ART VIDEO/SOFTWARE S	0.00	0.00	0.00	0.00	0.00	0.00	0.00
Education Fund	1113049005	ENGLISH	0.00	0.00	0.00	0.00	0.00	0.00	0.00
Education Fund	1113049005	ENGLISH	0.00	0.00	0.00	0.00	0.00	0.00	0.00
Education Fund	1113049006	FOREIGN LANG	0.00	0.00	0.00	0.00	0.00	0.00	0.00

Expenditure Report

Fiscal Year: 2022-2023
Month: March

COUNTY OF GRUNDY SCHOOL DIST 111

Fund Description	Account	Account Description	Revised Budget	MTD Activity	Encumbrance	Pending Activity	Available Funds	Year to Date Activity	Percent of Budget Used
Education Fund	1113049006	FORN LANG	0.00	0.00	0.00	0.00	0.00	0.00	0.00
Education Fund	1113049011	MATH VIDEO/SOFTWARE	480.00	0.00	0.00	0.00	480.00	0.00	0.00
Education Fund	1113049011	MATH VIDEO/SOFTWARE S	0.00	0.00	0.00	0.00	0.00	0.00	0.00
Education Fund	1110049112	BAND VIDEO/SOFTWARE	0.00	0.00	0.00	0.00	0.00	0.00	0.00
Education Fund	1110049212	CHORUS	0.00	0.00	0.00	0.00	0.00	0.00	0.00
Education Fund	1110049312	STRINGS	0.00	0.00	0.00	0.00	0.00	0.00	0.00
Education Fund	1110049112	BAND VIDEO/SOFTWARE S	0.00	0.00	0.00	0.00	0.00	0.00	0.00
Education Fund	1110049212	CHORUS	0.00	0.00	0.00	0.00	0.00	0.00	0.00
Education Fund	1110049312	STRINGS	0.00	0.00	0.00	0.00	0.00	0.00	0.00
Education Fund	1113049013	NAT SCI	8,000.00	0.00	0.00	0.00	38.01	7,961.99	99.52
Education Fund	1113049013	NAT SCI	0.00	0.00	0.00	0.00	0.00	0.00	138 0.00
Education Fund	1113049015	SOC SCI	0.00	0.00	0.00	0.00	0.00	0.00	0.00
Education Fund	1113049015	SOC SCI	0.00	0.00	0.00	0.00	0.00	0.00	0.00
Education Fund	1113049021	DRIVER ED	0.00	0.00	0.00	0.00	0.00	0.00	0.00
Education Fund	1113049050	PE/HEALTH	0.00	0.00	0.00	0.00	0.00	0.00	0.00
Education Fund	1113049050	PHYS ED	0.00	0.00	0.00	0.00	0.00	0.00	0.00
Education Fund	1113054002	ART EQUIPMENT	10,000.00	0.00	0.00	0.00	-2,757.89	12,757.89	127.58
Education Fund	1113054002	ART EQUIPMENT S	0.00	0.00	0.00	0.00	0.00	0.00	0.00
Education Fund	1113054005	ENGLISH EQUIPMENT	0.00	0.00	0.00	0.00	0.00	0.00	0.00
Education Fund	1113054005	ENGLISH EQUIPMENT S	0.00	0.00	0.00	0.00	0.00	0.00	0.00
Education Fund	1113054006	FOREIGN LANG	0.00	0.00	0.00	0.00	0.00	0.00	0.00
Education Fund	1113054006	FORN LANG EQUIPMENT S	0.00	0.00	0.00	0.00	0.00	0.00	0.00
Education Fund	1113054011	MATH EQUIPMENT	0.00	0.00	0.00	0.00	0.00	0.00	0.00
Education Fund	1113054011	MATH EQUIPMENT S	0.00	0.00	0.00	0.00	0.00	0.00	0.00

Expenditure Report

Fiscal Year: 2022-2023
Month: March

COUNTY OF GRUNDY SCHOOL DIST 111

Fund Description	Account	Account Description	Revised Budget	MTD Activity	Encumbrance	Pending Activity	Available Funds	Year to Date Activity	Percent of Budget Used
Education Fund	1110054012	BAND EQUIPMENT	19,240.00	0.00	0.00	0.00	6,141.86	13,098.14	68.08
Education Fund	1110054112	CHORUS EQUIPMENT	0.00	0.00	0.00	0.00	0.00	0.00	0.00
Education Fund	1110054212	STRINGS EQUIPMENT	0.00	0.00	0.00	0.00	0.00	0.00	0.00
Education Fund	1110054012	BAND EQUIPMENT S	0.00	0.00	0.00	0.00	0.00	0.00	0.00
Education Fund	1110054112	CHORUS EQUIPMENT S	0.00	0.00	0.00	0.00	0.00	0.00	0.00
Education Fund	1110054212	STRINGS EQUIPMENT S	0.00	0.00	0.00	0.00	0.00	0.00	0.00
Education Fund	1113054013	NAT SCI EQUIPMENT	0.00	0.00	0.00	0.00	0.00	0.00	0.00
Education Fund	1113054013	NAT SCI EQUIPMENT S	0.00	0.00	0.00	0.00	0.00	0.00	0.00
Education Fund	1113054015	SOC SCI EQUIPMENT	0.00	0.00	0.00	0.00	0.00	0.00	0.00
Education Fund	1113054015	SOC SCI EQUIPMENT S	0.00	0.00	0.00	0.00	0.00	0.00	0.00
Education Fund	1113054021	DRIVER ED EQUIPMENT	0.00	0.00	0.00	0.00	0.00	0.00	139 0.00
Education Fund	1113054050	PHYS ED EQUIPMENT	0.00	0.00	0.00	0.00	0.00	0.00	0.00
Education Fund	1113054050	PHYS ED EQUIPMENT S	0.00	0.00	0.00	0.00	0.00	0.00	0.00
Education Fund	1113055021	DRIVER ED VEHICLES	0.00	0.00	0.00	0.00	0.00	0.00	0.00
Education Fund	11130642	JJC TUITION	0.00	0.00	0.00	0.00	0.00	0.00	0.00
Education Fund	1113064002	ART DUES/FEES/LIT	0.00	0.00	0.00	0.00	0.00	0.00	0.00
Education Fund	1113064005	ENGLISH DUES/FEES	0.00	0.00	0.00	0.00	0.00	0.00	0.00
Education Fund	1113064005	ENGLISH DUES/FEES/LIT	0.00	0.00	0.00	0.00	0.00	0.00	0.00
Education Fund	1113064006	FOREIGN LANG	0.00	0.00	0.00	0.00	0.00	0.00	0.00
Education Fund	1113064006	FORN LANG	0.00	0.00	0.00	0.00	0.00	0.00	0.00
Education Fund	1113064011	MATH DUES & FEES	0.00	0.00	0.00	0.00	0.00	0.00	0.00
Education Fund	1113064011	MATH DUES/FEES/LIT S	0.00	0.00	0.00	0.00	0.00	0.00	0.00
Education Fund	1110064012	BAND CLINICS	1,500.00	0.00	0.00	0.00	1,500.00	0.00	0.00
Education Fund	1110064112	CHORUS CLINICS	1,500.00	0.00	370.00	0.00	1,130.00	0.00	0.00

Expenditure Report

Fiscal Year: 2022-2023
Month: March

COUNTY OF GRUNDY SCHOOL DIST 111

Fund Description	Account	Account Description	Revised Budget	MTD Activity	Encumbrance	Pending Activity	Available Funds	Year to Date Activity	Percent of Budget Used
Education Fund	1110064212	STRINGS CLINICS	0.00	0.00	0.00	0.00	0.00	0.00	0.00
Education Fund	1110064312	BAND ENTRY FEES	5,585.00	0.00	1,400.00	100.00	2,151.00	1,934.00	34.63
Education Fund	1110064412	CHORUS ENTRY FEES	1,650.00	175.00	17.70	0.00	199.40	1,432.90	86.84
Education Fund	1110064512	STRINGS ENTRY FEES	300.00	0.00	0.00	0.00	300.00	0.00	0.00
Education Fund	1110064012	BAND CLINICS S	0.00	0.00	0.00	0.00	0.00	0.00	0.00
Education Fund	1110064112	CHORUS CLINICS S	0.00	0.00	0.00	0.00	0.00	0.00	0.00
Education Fund	1110064212	STRINGS CLINICS S	0.00	0.00	0.00	0.00	0.00	0.00	0.00
Education Fund	1110064312	BAND ENTRY FEES S	0.00	0.00	0.00	0.00	0.00	0.00	0.00
Education Fund	1110064412	CHORUS ENTRY FEES S	0.00	0.00	0.00	0.00	0.00	0.00	0.00
Education Fund	1110064512	STRINGS ENTRY FEES S	0.00	0.00	0.00	0.00	0.00	0.00	0.00
Education Fund	1113064013	NAT SCI DUES/FEES/LIT	0.00	0.00	0.00	0.00	0.00	0.00	140 0.00
Education Fund	1113064113	SCIENCE FIELD TRIP	0.00	0.00	0.00	0.00	0.00	0.00	0.00
Education Fund	1113064013	NAT SCI DUES/FEES/LIT S	0.00	0.00	0.00	0.00	0.00	0.00	0.00
Education Fund	1113064015	SOC SCI DUES/FEES/LIT	0.00	0.00	0.00	0.00	0.00	0.00	0.00
Education Fund	1113064015	SOC SCI DUES/FEES/LIT S	0.00	0.00	0.00	0.00	0.00	0.00	0.00
Education Fund	1113064021	DRIVER ED DUES/FEES/LIT	0.00	0.00	0.00	0.00	0.00	0.00	0.00
Education Fund	1113064050	PHYS ED DUES/FEES/LIT	0.00	0.00	0.00	0.00	0.00	0.00	0.00
Education Fund	1113064050	PHYS ED DUES/FEES/LIT S	0.00	0.00	0.00	0.00	0.00	0.00	0.00
Education Fund	11130800	HOMEBOUND/HOP REG ED	0.00	0.00	0.00	0.00	0.00	0.00	0.00
Education Fund	11130690	REFUND ACCOUNT	0.00	0.00	0.00	0.00	0.00	0.00	0.00
Education Fund	11200110	SPECIAL ED SALARY	1,281,329.00	101,876.90	0.00	0.00	360,647.07	920,681.93	71.85
Education Fund	11200111	SPECIAL ED AIDES	0.00	0.00	0.00	0.00	0.00	0.00	0.00
Education Fund	11200112	IDEA PART B SP ED	136,818.00	9,557.08	0.00	0.00	52,533.08	84,284.92	61.60
Education Fund	11200113	IDEA PART B SP ED	38,688.00	3,224.00	0.00	0.00	9,672.00	29,016.00	75.00

Expenditure Report

Fiscal Year: 2022-2023
Month: March

COUNTY OF GRUNDY SCHOOL DIST 111

Fund Description	Account	Account Description	Revised Budget	MTD Activity	Encumbrance	Pending Activity	Available Funds	Year to Date Activity	Percent of Budget Used
Education Fund	11200114	IDEA PART B SP ED	0.00	0.00	0.00	0.00	0.00	0.00	0.00
Education Fund		IDEA SALARIES - ARP	0.00	0.00	0.00	0.00	-538.20	538.20	0.00
Education Fund	11200211	SPECIAL ED TRS	153,796.64	12,228.22	0.00	0.00	43,287.98	110,508.66	71.85
Education Fund		10 E 1200 2110 00 300	0.00	0.00	0.00	0.00	-64.60	64.60	0.00
Education Fund	11200222	SPECIAL ED INSURANCE	395,462.51	29,839.15	0.00	0.00	160,612.51	234,850.00	59.39
Education Fund		SPECIAL ED AIDES INS	0.00	0.00	0.00	0.00	0.00	0.00	0.00
Education Fund		IDEA PART B SP ED	10,792.78	2,696.64	0.00	0.00	-7,158.39	17,951.17	166.33
Education Fund		IDEA PART B SP ED	9,372.00	866.00	0.00	0.00	2,514.00	6,858.00	73.18
Education Fund	11200223	IDEA PART B SP ED	0.00	0.00	0.00	0.00	0.00	0.00	0.00
Education Fund		SPEC ED DENTAL INS	10,880.90	679.44	0.00	0.00	4,635.20	6,245.70	57.40
Education Fund		IDEA SEC DENTAL INS	492.23	37.78	0.00	0.00	152.21	340.02	141 69.08
Education Fund	11200300	SPECIAL ED PURCHASE	5,000.00	327.55	0.00	0.00	-4,417.20	9,417.20	188.34
Education Fund	11200301	IDEA GRANT PURCHASE	0.00	0.00	0.00	0.00	-8,356.57	8,356.57	0.00
Education Fund	11200311	COOP HOUSING ASSESS	0.00	0.00	0.00	0.00	0.00	0.00	0.00
Education Fund	11200312	COOP ADMIN ASSESS	0.00	0.00	0.00	0.00	0.00	0.00	0.00
Education Fund		ARP - IDEA PURCHASE	0.00	80.00	0.00	0.00	-1,272.85	1,272.85	0.00
Education Fund	11200410	SPECIAL ED SUPPLIES	3,500.00	232.84	0.00	0.00	2,962.42	537.58	15.36
Education Fund	11200411	SPECIAL ED COMP TECH	0.00	0.00	0.00	0.00	0.00	0.00	0.00
Education Fund	11200412	IDEA PART B SP ED	0.00	5,166.64	5,050.28	565.41	-13,113.40	7,497.71	0.00
Education Fund		ARP - IDEA SUPPLIES	0.00	0.00	478.28	0.00	-478.28	0.00	0.00
Education Fund	11200420	SPECIAL ED TEXTBOOKS	0.00	0.00	0.00	0.00	0.00	0.00	0.00
Education Fund	11200490	SPECIAL ED	0.00	0.00	0.00	0.00	0.00	0.00	0.00
Education Fund	11200500	IDEA PART B SP ED	0.00	0.00	0.00	0.00	-23.38	23.38	0.00
Education Fund		ARP - IDEA EQUIPMENT	0.00	0.00	19,210.20	0.00	-25,158.54	5,948.34	0.00

Expenditure Report

Fiscal Year: 2022-2023
Month: March

COUNTY OF GRUNDY SCHOOL DIST 111

Fund Description	Account	Account Description	Revised Budget	MTD Activity	Encumbrance	Pending Activity	Available Funds	Year to Date Activity	Percent of Budget Used
Education Fund	11200641	SPECIAL ED - OTHER	0.00	0.00	0.00	0.00	3,261.00	-3,261.00	0.00
Education Fund	11200640	SPECIAL ED	0.00	0.00	0.00	0.00	0.00	0.00	0.00
Education Fund	11200800	COOP TUITION	0.00	0.00	0.00	0.00	0.00	0.00	0.00
Education Fund	11200801	OUT OF DIST TUITION	0.00	0.00	0.00	0.00	0.00	0.00	0.00
Education Fund	11200802	COOP HOMEBOUND/HOSP	0.00	11,467.70	0.00	92,766.45	-145,089.07	52,322.62	0.00
Education Fund	11250211	COOP TRS	0.00	0.00	0.00	0.00	0.00	0.00	0.00
Education Fund	11250311	COOP HOUSING ASSESS	0.00	0.00	0.00	0.00	0.00	0.00	0.00
Education Fund	11250312	COOP ADMN ASSESS	0.00	0.00	0.00	0.00	0.00	0.00	0.00
Education Fund	11250800	COOP TUITION	0.00	0.00	0.00	0.00	0.00	0.00	0.00
Education Fund	11250801	OUT OF DIST TUITION	0.00	0.00	0.00	0.00	0.00	0.00	0.00
Education Fund	11250802	COOP HOMEBOUND/HOSP	0.00	0.00	0.00	0.00	0.00	0.00	142 0.00
Education Fund	1140041011	CTE SALARY	297,357.16	24,841.38	0.00	0.00	73,313.63	224,043.53	75.34
Education Fund	1140011010	INDUSTRIAL TECH SALARY	240,610.00	19,917.54	0.00	0.00	59,370.94	181,239.06	75.32
Education Fund	11400211	CTE TRS	35,691.48	2,981.69	0.00	0.00	8,931.75	26,759.73	74.98
Education Fund	1140021110	INDUSTRIAL TECH TRS	28,880.18	2,390.69	0.00	0.00	9,398.79	19,481.39	67.46
Education Fund	1140021111	CTE TRS	0.00	0.00	0.00	0.00	0.00	0.00	0.00
Education Fund	10-1400-	CTE GROUP INS	84,744.08	8,232.42	0.00	0.00	19,623.50	65,120.58	76.84
Education Fund	1140022210	IND TECH GROUP INS	87,722.94	7,293.76	0.00	0.00	32,151.42	55,571.52	63.35
Education Fund		CTE DENTAL INS	1,923.72	151.12	0.00	0.00	563.64	1,360.08	70.70
Education Fund		IND TECH DENTAL INS	1,788.37	151.12	0.00	0.00	541.63	1,246.74	69.71
Education Fund	1140032310	IND TECH REPAIR/MAINT	10,500.00	186.00	2,366.14	0.00	7,933.07	200.79	1.91
Education Fund	1140032310	IND TECH REPAIR/MAINT S	0.00	0.00	0.00	0.00	0.00	0.00	0.00
Education Fund	1140041032	CTEIG SUPPLIES	0.00	0.00	0.00	0.00	0.00	0.00	0.00
Education Fund	11400410	VOC ED GRANT SUPPLIES	0.00	0.00	0.00	0.00	0.00	0.00	0.00

Expenditure Report

Fiscal Year: 2022-2023
Month: March

COUNTY OF GRUNDY SCHOOL DIST 111

Fund Description	Account	Account Description	Revised Budget	MTD Activity	Encumbrance	Pending Activity	Available Funds	Year to Date Activity	Percent of Budget Used
Education Fund	1140041010	IND ARTS COMP TECH	0.00	0.00	0.00	0.00	0.00	0.00	0.00
Education Fund	1140041110	IND TECH SUPPLIES	76,800.00	9,932.24	4,852.30	269.64	8,164.80	63,513.26	82.70
Education Fund	1140041210	ECO LAB GRANT	0.00	0.00	0.00	0.00	0.00	0.00	0.00
Education Fund	1140041010	IND TECH/COMP TECH S	0.00	0.00	0.00	0.00	0.00	0.00	0.00
Education Fund	1140041110	IND TECH SUPPLIES S	0.00	1,677.50	0.00	0.00	-7,876.65	7,876.65	0.00
Education Fund	1140042010	IND TECH TEXTBOOKS	0.00	0.00	0.00	0.00	0.00	0.00	0.00
Education Fund	1140042010	IND TECH TEXTBOOKS S	0.00	0.00	0.00	0.00	0.00	0.00	0.00
Education Fund	11400490	IND TECH	0.00	0.00	0.00	0.00	0.00	0.00	0.00
Education Fund	114004902	IND TECH	0.00	0.00	0.00	0.00	0.00	0.00	0.00
Education Fund	1140054010	IND TECH EQUIPMENT	0.00	0.00	0.00	0.00	0.00	0.00	0.00
Education Fund	1140054010	IND TECH EQUIPMENT S	0.00	0.00	0.00	0.00	0.00	0.00	143 0.00
Education Fund	11400640	IND TECH DUES/FEES/LIT	3,200.00	0.00	0.00	0.00	-1,050.00	4,250.00	132.81
Education Fund	114006402	IND TECH DUES/FEES/LIT	0.00	0.00	0.00	0.00	0.00	0.00	0.00
Education Fund	11459800	GAVC TUITION	0.00	0.00	0.00	0.00	0.00	0.00	0.00
Education Fund	1140111001	AG SALARY	251,762.30	20,980.18	0.00	0.00	64,790.62	186,971.68	74.27
Education Fund	1140121101	AG TRS	30,218.78	2,518.22	0.00	0.00	7,776.82	22,441.96	74.26
Education Fund	1140122201	AG GROUP INS	39,120.84	3,620.78	0.00	0.00	10,476.30	28,644.54	73.22
Education Fund		AG DENTAL INS	983.91	75.56	0.00	0.00	303.87	680.04	69.12
Education Fund	1140130001	AG CONTRACT SERV	0.00	0.00	0.00	0.00	0.00	0.00	0.00
Education Fund	1140130001	AG CONT SERVICE S	0.00	0.00	0.00	0.00	0.00	0.00	0.00
Education Fund	1140139001	AG GRANT PUR SERV	0.00	0.00	0.00	0.00	0.00	0.00	0.00
Education Fund	1140140001	AG RESALE SUPPLIES	0.00	0.00	0.00	0.00	0.00	0.00	0.00
Education Fund	1140141001	AG SUPPLIES	22,500.00	3,791.76	0.00	87.00	12,419.69	9,993.31	44.41
Education Fund	1140141101	AG COMP TECH SUPPLIES	0.00	0.00	0.00	0.00	0.00	0.00	0.00

Expenditure Report

Fiscal Year: 2022-2023
Month: March

COUNTY OF GRUNDY SCHOOL DIST 111

Fund Description	Account	Account Description	Revised Budget	MTD Activity	Encumbrance	Pending Activity	Available Funds	Year to Date Activity	Percent of Budget Used
Education Fund	1140141001	AG SUPPLIES S	0.00	0.00	0.00	0.00	0.00	0.00	0.00
Education Fund	1140141101	AG/COMP TECH SUPPLIES	0.00	0.00	0.00	0.00	0.00	0.00	0.00
Education Fund	1140142001	AG TEXTBOOKS	0.00	0.00	0.00	0.00	0.00	0.00	0.00
Education Fund	1140142001	AG TEXTBOOKS S	0.00	0.00	0.00	0.00	0.00	0.00	0.00
Education Fund	11401430	AG PERIODICALS	0.00	0.00	0.00	0.00	0.00	0.00	0.00
Education Fund	114014302	AG PERIODICALS S	0.00	0.00	0.00	0.00	0.00	0.00	0.00
Education Fund	11401490	AG VIDEO/SOFTWARE	0.00	0.00	0.00	0.00	0.00	0.00	0.00
Education Fund	114014902	AG VIDEO/SOFTWARE S	0.00	0.00	0.00	0.00	0.00	0.00	0.00
Education Fund	1140150001	AG GRANT EQUIPMENT	0.00	0.00	0.00	0.00	0.00	0.00	0.00
Education Fund	1140154001	AG EQUIPMENT	0.00	0.00	0.00	0.00	0.00	0.00	0.00
Education Fund	1140154001	AG EQUIPMENT S	0.00	0.00	0.00	0.00	0.00	0.00	144 0.00
Education Fund	1140164001	AG DUES/FEES/LIT	1,235.00	0.00	0.00	0.00	995.00	240.00	19.43
Education Fund	1140164001	AG DUES/FEES/LIT S	0.00	0.00	0.00	0.00	0.00	0.00	0.00
Education Fund	1140711003	BUSINESS ED SALARY	230,160.00	19,730.52	0.00	0.00	55,631.02	174,528.98	75.83
Education Fund	1140721103	BUSINESS ED TRS	27,733.90	2,368.22	0.00	0.00	6,785.50	20,948.40	75.53
Education Fund	1140722203	BUSINESS ED GROUP INS	66,449.49	6,569.72	0.00	0.00	14,692.88	51,756.61	77.89
Education Fund		BUSINESS ED DENTAL INS	1,448.59	113.34	0.00	0.00	431.92	1,016.67	70.18
Education Fund	1140730003	BUSINESS ED PURCHASE	2,400.00	0.00	3,113.00	0.00	-713.00	0.00	0.00
Education Fund	1140731003	TREES CETI GRANT	0.00	0.00	0.00	0.00	0.00	0.00	0.00
Education Fund	1140732303	BUSINESS ED	0.00	0.00	0.00	0.00	0.00	0.00	0.00
Education Fund	1140732303	BUSINESS ED	0.00	0.00	0.00	0.00	0.00	0.00	0.00
Education Fund	1140741003	BUSINESS ED SUPPLIES	3,500.00	0.00	0.00	0.00	6,500.00	-3,000.00	-85.71
Education Fund	1140741103	BUSINESS ED COMP TECH	0.00	0.00	0.00	0.00	0.00	0.00	0.00
Education Fund	1140741003	BUSINESS ED SUPPLIES S	0.00	0.00	0.00	0.00	0.00	0.00	0.00

Expenditure Report

Fiscal Year: 2022-2023
Month: March

COUNTY OF GRUNDY SCHOOL DIST 111

Fund Description	Account	Account Description	Revised Budget	MTD Activity	Encumbrance	Pending Activity	Available Funds	Year to Date Activity	Percent of Budget Used
Education Fund	1140741103	BUSINESS ED/COMP TECH	0.00	0.00	0.00	0.00	0.00	0.00	0.00
Education Fund	1140742003	BUSINESS ED TEXTBOOKS	0.00	0.00	0.00	0.00	0.00	0.00	0.00
Education Fund	1140742003	BUSINESS ED TEXTBOOKS	0.00	0.00	0.00	0.00	0.00	0.00	0.00
Education Fund	11407430	BUSINESS ED	0.00	0.00	0.00	0.00	0.00	0.00	0.00
Education Fund	114074302	BUSINESS ED	0.00	0.00	0.00	0.00	0.00	0.00	0.00
Education Fund	1140749003	BUSINESS ED	23,852.00	0.00	0.00	0.00	5,772.43	18,079.57	75.80
Education Fund	1140749003	BUSINESS ED	0.00	0.00	0.00	0.00	0.00	0.00	0.00
Education Fund	1140754003	BUSINESS ED EQUIPMENT	0.00	0.00	0.00	0.00	0.00	0.00	0.00
Education Fund	1140754003	BUSINESS ED EQUIPMENT	0.00	0.00	0.00	0.00	0.00	0.00	0.00
Education Fund	1140764003	BUSINESS ED	0.00	0.00	0.00	0.00	0.00	0.00	0.00
Education Fund	1140764003	BUSINESS ED	0.00	0.00	0.00	0.00	0.00	0.00	145 0.00
Education Fund	11410110	VIDEO EDIT SALARY	0.00	0.00	0.00	0.00	0.00	0.00	0.00
Education Fund	11410211	VIDEO EDIT TRS	0.00	0.00	0.00	0.00	0.00	0.00	0.00
Education Fund	11410222	VIDEO EDIT GROUP INS	0.00	0.00	0.00	0.00	0.00	0.00	0.00
Education Fund	11410390	VIDEO EDIT PURCHASE	0.00	0.00	0.00	0.00	0.00	0.00	0.00
Education Fund	114103902	VIDEO EDIT CONT SERV S	0.00	0.00	0.00	0.00	0.00	0.00	0.00
Education Fund	11410400	VIDEO EDIT RESALE	0.00	0.00	0.00	0.00	0.00	0.00	0.00
Education Fund	11410410	VIDEO EDIT SUPPLIES	500.00	0.00	0.00	0.00	423.09	76.91	15.38
Education Fund	11410411	VIDEO EDIT COMP TECH	0.00	0.00	0.00	0.00	0.00	0.00	0.00
Education Fund	114104102	VIDEO EDIT SUPPLIES S	0.00	0.00	0.00	0.00	0.00	0.00	0.00
Education Fund	114104112	VIDEO EDIT/COMP TECH S	0.00	0.00	0.00	0.00	0.00	0.00	0.00
Education Fund	11410430	VIDEO EDIT PERIODICALS	0.00	0.00	0.00	0.00	0.00	0.00	0.00
Education Fund	114104302	VIDEO EDIT PERIODICALS	0.00	0.00	0.00	0.00	0.00	0.00	0.00
Education Fund	11410490	VIDEO EDIT	0.00	0.00	0.00	0.00	0.00	0.00	0.00

Expenditure Report

Fiscal Year: 2022-2023
Month: March

COUNTY OF GRUNDY SCHOOL DIST 111

Fund Description	Account	Account Description	Revised Budget	MTD Activity	Encumbrance	Pending Activity	Available Funds	Year to Date Activity	Percent of Budget Used
Education Fund	114104902	VIDEO EDIT	0.00	0.00	0.00	0.00	0.00	0.00	0.00
Education Fund	11410540	VIDEO EDIT EQUIPMENT	5,805.00	0.00	0.00	0.00	5,805.00	0.00	0.00
Education Fund	114105402	VIDEO EDIT EQUIPMENT S	0.00	0.00	0.00	0.00	0.00	0.00	0.00
Education Fund	11410640	VIDEO EDIT	0.00	0.00	0.00	0.00	0.00	0.00	0.00
Education Fund	114106402	VIDEO EDIT	0.00	0.00	0.00	0.00	0.00	0.00	0.00
Education Fund	11411110	INST. TECH SALARY	85,419.00	7,118.26	0.00	0.00	21,722.23	63,696.77	74.57
Education Fund	11411211	INST TECH TRS	10,252.76	854.42	0.00	0.00	2,607.15	7,645.61	74.57
Education Fund	11411222	INST TECH INS	30,795.86	2,851.86	0.00	0.00	8,242.16	22,553.70	73.24
Education Fund		INST TEC DENTAL INS	487.81	37.78	0.00	0.00	147.79	340.02	69.70
Education Fund	11411390	INST TECH PUR SERV	0.00	0.00	0.00	0.00	0.00	0.00	0.00
Education Fund	11411410	INST TECH SUPPLIES	0.00	0.00	0.00	0.00	0.00	0.00	146 0.00
Education Fund	11411540	INST TECH EQUIPMENT	0.00	0.00	0.00	0.00	0.00	0.00	0.00
Education Fund	11417110	ATHLETIC TRAINER	57,536.80	4,794.74	0.00	0.00	12,414.13	45,122.67	78.42
Education Fund	11417221	ATHLETIC TRAINER INS	0.00	0.00	0.00	0.00	0.00	0.00	0.00
Education Fund	10-1417-	ATHLETIC TRAINER	30,795.86	2,851.86	0.00	0.00	8,242.16	22,553.70	73.24
Education Fund		ATHLETIC TRAINER	492.23	37.78	0.00	0.00	152.21	340.02	69.08
Education Fund	11417332	ATHLETIC TRAINER	0.00	0.00	0.00	0.00	-88.92	88.92	0.00
Education Fund	11417390	ATHLETIC TRAINER PUR	0.00	0.00	0.00	0.00	-13,730.00	13,730.00	0.00
Education Fund	11417410	ATHLETIC TRAINER	10,000.00	0.00	0.00	0.00	-724.13	10,724.13	107.24
Education Fund	11417540	AHTLETIC TRAINER EQUIP	0.00	0.00	0.00	0.00	0.00	0.00	0.00
Education Fund	11417640	ATHLETIC TRAINER	0.00	0.00	0.00	0.00	-55.00	55.00	0.00
Education Fund	1142011009	FAM/CONS SCIENCE	251,066.00	21,106.98	0.00	0.00	67,444.28	183,621.72	73.14
Education Fund	1142021109	FAM/CONS SCIENCE TRS	30,135.21	2,533.44	0.00	0.00	8,095.32	22,039.89	73.14
Education Fund	1142022209	FAM/CONS SCIENCE INS	31,069.46	2,873.52	0.00	0.00	8,328.42	22,741.04	73.19

Expenditure Report

Fiscal Year: 2022-2023
Month: March

COUNTY OF GRUNDY SCHOOL DIST 111

Fund Description	Account	Account Description	Revised Budget	MTD Activity	Encumbrance	Pending Activity	Available Funds	Year to Date Activity	Percent of Budget Used
Education Fund		FAM/CONS SCIENCE	984.46	113.34	0.00	0.00	191.08	793.38	80.59
Education Fund	1142032309	FAM/CONS SCIENCE	1,200.00	0.00	0.00	0.00	1,068.00	132.00	11.00
Education Fund	1142032309	FAM/CONS SCI	0.00	0.00	0.00	0.00	0.00	0.00	0.00
Education Fund	1142041009	FAM/CONS SCIENCE	45,000.00	4,849.64	291.10	0.00	5,265.09	39,443.81	87.65
Education Fund	1142041109	FAM/CONS SCI COMP	0.00	0.00	0.00	0.00	0.00	0.00	0.00
Education Fund	1142041009	FAM/CONS SCI SUPPLIES	0.00	0.00	0.00	0.00	0.00	0.00	0.00
Education Fund	1142041109	FAM/CONS SCI/COMP	0.00	0.00	0.00	0.00	0.00	0.00	0.00
Education Fund	1142042009	FAM/CONS SCIENCE	70,352.00	0.00	0.00	0.00	70,352.00	0.00	0.00
Education Fund	1142042009	FAM/CONS SCI	0.00	0.00	0.00	0.00	0.00	0.00	0.00
Education Fund	1142043009	FAM/CONS SCIENCE	0.00	0.00	0.00	0.00	0.00	0.00	0.00
Education Fund	1142043009	FAM/CONS SCI	0.00	0.00	0.00	0.00	0.00	0.00	147 0.00
Education Fund	1142049009	FAM/CONS SCI	1,800.00	0.00	1,795.00	0.00	5.00	0.00	0.00
Education Fund	1142049009	FAM/CONS SCI	0.00	0.00	0.00	0.00	0.00	0.00	0.00
Education Fund	1142054009	FAM/CONS SCIENCE	21,552.00	0.00	26,841.99	0.00	-5,804.04	514.05	2.39
Education Fund	1142054009	FAM/CONS SCI	0.00	0.00	0.00	0.00	0.00	0.00	0.00
Education Fund	1142064009	FAM/CONS SCI	0.00	0.00	0.00	0.00	0.00	0.00	0.00
Education Fund	1142064009	FAM/CONS SCI	0.00	0.00	0.00	0.00	0.00	0.00	0.00
Education Fund	11421410	TECH PREP SUPPLIES	0.00	0.00	0.00	0.00	0.00	0.00	0.00
Education Fund	11421490	TECH PREP	0.00	0.00	0.00	0.00	0.00	0.00	0.00
Education Fund	11421540	TECH PREP EQUIPMENT	0.00	0.00	0.00	0.00	0.00	0.00	0.00
Education Fund	1150011030	ATHLETIC DIRECTOR	230,817.25	19,234.76	0.00	0.00	57,704.41	173,112.84	75.00
Education Fund	1150011130	ATHLETIC DIR SECY	53,250.75	4,626.21	0.00	0.00	13,124.06	40,126.69	75.35
Education Fund	1150011230	ASST ATHLETIC DIR	19,953.50	1,267.28	0.00	0.00	8,787.45	11,166.05	55.96
Education Fund	1150011070	ACTIVITY DIRECTOR	102,204.90	8,517.08	0.00	0.00	26,803.09	75,401.81	73.78

Expenditure Report

Fiscal Year: 2022-2023
Month: March

COUNTY OF GRUNDY SCHOOL DIST 111

Fund Description	Account	Account Description	Revised Budget	MTD Activity	Encumbrance	Pending Activity	Available Funds	Year to Date Activity	Percent of Budget Used
Education Fund	1150011170	ACTIVITY DIR SECY	48,624.30	4,052.02	0.00	0.00	12,156.12	36,468.18	75.00
Education Fund	1150011270	ASST ACTIVITY DIR	15,812.20	1,317.68	0.00	0.00	3,953.04	11,859.16	75.00
Education Fund	1150012170	MAIN OFFICE SECY	0.00	0.00	0.00	0.00	0.00	0.00	0.00
Education Fund	1150012930	WEIGHTROOM	0.00	72.00	0.00	0.00	-798.00	798.00	0.00
Education Fund	1150013030	GIRLS BOWLING COACH	14,847.61	1,237.30	0.00	0.00	3,781.84	11,065.77	74.53
Education Fund	1150013130	EXTRA DUTY COMP-	75,000.00	714.15	0.00	0.00	13,266.58	61,733.42	82.31
Education Fund	1150013230	BOYS GOLF COACH	12,583.09	1,048.60	0.00	0.00	3,187.08	9,396.01	74.67
Education Fund	1150013330	SOFTBALL COACH	39,268.56	1,334.34	0.00	0.00	27,259.40	12,009.16	30.58
Education Fund	1150013430	GIRLS TENNIS COACH	13,053.00	1,087.74	0.00	0.00	3,717.90	9,335.10	71.52
Education Fund	1150013530	BOYS TRACK COACH	33,335.81	2,560.44	0.00	0.00	10,237.24	23,098.57	69.29
Education Fund	1150013630	GIRLS SOCCER COACH	18,075.20	1,473.34	0.00	0.00	4,401.82	13,673.38	148 75.65
Education Fund	1150013730	GIRLS VOLLEYBALL	30,575.52	1,203.20	0.00	0.00	2,897.67	27,677.85	90.52
Education Fund	1150013830	CROSS COUNTRY COACH	23,857.60	2,136.16	0.00	0.00	4,483.78	19,373.82	81.21
Education Fund	1150013930	FOOTBALL COACH	72,182.29	5,217.70	0.00	0.00	14,811.09	57,371.20	79.48
Education Fund	1150014030	BASEBALL COACH	41,115.28	3,208.74	0.00	0.00	12,110.28	29,005.00	70.55
Education Fund	1150014130	GIRLS BASKETBALL	29,801.14	1,969.24	0.00	0.00	5,736.07	24,065.07	80.75
Education Fund	1150014230	BOYS WRESTLING COACH	32,023.10	1,559.50	0.00	0.00	4,616.60	27,406.50	85.58
Education Fund	1150014330	BOYS TENNIS COACH	12,722.32	578.68	0.00	0.00	6,378.45	6,343.87	49.86
Education Fund	1150014430	BOYS SOCCER COACH	22,443.20	1,870.28	0.00	0.00	5,610.74	16,832.46	75.00
Education Fund	1150014530	CHEERLEADER COACH	28,038.40	0.00	0.00	0.00	0.00	28,038.40	100.00
Education Fund	1150014630	POMS COACH	30,908.80	1,456.00	0.00	0.00	4,396.36	26,512.44	85.78
Education Fund	1150014730	BOYS BASKETBALL	35,496.58	2,562.52	0.00	0.00	7,272.35	28,224.23	79.51
Education Fund	1150014830	BOYS BOWLING COACH	11,364.81	616.40	0.00	0.00	1,903.55	9,461.26	83.25
Education Fund	1150014930	GIRLS GOLF COACH	9,149.48	762.46	0.00	0.00	2,328.70	6,820.78	74.55

Expenditure Report

Fiscal Year: 2022-2023
Month: March

COUNTY OF GRUNDY SCHOOL DIST 111

Fund Description	Account	Account Description	Revised Budget	MTD Activity	Encumbrance	Pending Activity	Available Funds	Year to Date Activity	Percent of Budget Used
Education Fund	1150015030	GIRLS TRACK COACH	32,333.69	2,832.90	0.00	0.00	7,732.62	24,601.07	76.08
Education Fund	1150015130	BOYS VOLLEYBALL	31,200.02	1,808.96	0.00	0.00	14,326.00	16,874.02	54.08
Education Fund	1150015230	ATHLETIC SCHEDULER	0.00	0.00	0.00	0.00	0.00	0.00	0.00
Education Fund	1150015330	POST SEASON SALARY	0.00	0.00	0.00	0.00	0.00	0.00	0.00
Education Fund	1150015430	INVITATIONAL WKRS	0.00	0.00	0.00	0.00	0.00	0.00	0.00
Education Fund	1150015530	BOYS LACROSSE COACH	18,674.50	275.56	0.00	0.00	16,607.80	2,066.70	11.07
Education Fund	1150015630	GIRLS LACROSSE COACH	15,367.74	665.70	0.00	0.00	9,800.59	5,567.15	36.23
Education Fund		GIRLS WRESTLING COACH	15,212.82	1,267.72	0.00	0.00	5,704.92	9,507.90	62.50
Education Fund		ATHLETIC PERFORMANCE	13,053.00	1,087.74	0.00	0.00	4,894.95	8,158.05	62.50
Education Fund	1150012970	STDNT ACT SENIOR	2,886.60	240.56	0.00	0.00	721.65	2,164.95	75.00
Education Fund	1150013070	FALL PLAY/CHLDRNS	5,844.80	87.34	0.00	0.00	847.05	4,997.75	149 85.51
Education Fund	1150013170	TECH STDNT ASSOC	6,736.75	561.40	0.00	0.00	1,731.83	5,004.92	74.29
Education Fund	1150013171	EXTRA DUTY COMP-	30,000.00	2,599.25	0.00	0.00	7,907.70	22,092.30	73.64
Education Fund	1150013270	SCHOLASTIC BOWL	5,102.00	425.16	0.00	0.00	1,301.75	3,800.25	74.49
Education Fund	1150013370	SPEECH SPONSOR	12,331.40	1,027.62	0.00	0.00	3,115.40	9,216.00	74.74
Education Fund	1150013470	INTL CLUB SPONSOR	5,216.00	576.16	0.00	0.00	504.80	4,711.20	90.32
Education Fund	1150013570	INTL THESPIANS	1,867.80	70.76	0.00	0.00	1,337.10	530.70	28.41
Education Fund	1150013670	INDIANS ON THE AIR	2,480.23	206.68	0.00	0.00	637.58	1,842.65	74.29
Education Fund	1150013770	BAND ACTIVITIES	20,986.00	1,748.84	0.00	0.00	5,354.20	15,631.80	74.49
Education Fund	1150013870	CHOIR ACTIVITIES	9,880.00	823.34	0.00	0.00	2,470.00	7,410.00	75.00
Education Fund	1150013970	NHS SPONSOR	9,126.49	760.54	0.00	0.00	1,836.28	7,290.21	79.88
Education Fund	1150014070	YEARBOOK SPONSOR	5,584.80	447.94	0.00	0.00	1,484.45	4,100.35	73.42
Education Fund	1150014170	SENIOR CLASS SPONSOR	5,980.00	498.32	0.00	0.00	1,237.09	4,742.91	79.31
Education Fund	1150014270	FBLA SPONSOR	0.00	0.00	0.00	0.00	0.00	0.00	0.00

Expenditure Report

Fiscal Year: 2022-2023
Month: March

COUNTY OF GRUNDY SCHOOL DIST 111

Fund Description	Account	Account Description	Revised Budget	MTD Activity	Encumbrance	Pending Activity	Available Funds	Year to Date Activity	Percent of Budget Used
Education Fund	1150014370	STUDENT COUNCIL	16,751.40	1,520.20	0.00	0.00	3,678.43	13,072.97	78.04
Education Fund	1150014470	SOPH CLASS SPONSOR	3,306.76	0.00	0.00	0.00	3,044.69	262.07	7.93
Education Fund	1150014570	MUSICAL	14,162.40	262.00	0.00	0.00	11,804.40	2,358.00	16.65
Education Fund	1150014670	WYSE SPONSOR	2,305.60	192.12	0.00	0.00	576.36	1,729.24	75.00
Education Fund	1150014770	ENVIRONMENTAL CLUB	0.00	0.00	0.00	0.00	0.00	0.00	0.00
Education Fund	1150014870	JSA SPONSOR	0.00	0.00	0.00	0.00	0.00	0.00	0.00
Education Fund	1150014970	JUNIOR CLASS SPONSOR	7,280.00	606.68	0.00	0.00	1,820.00	5,460.00	75.00
Education Fund	1150015070	FRESHMAN CLASS	2,096.00	0.00	0.00	0.00	1,833.93	262.07	12.50
Education Fund	1150015170	SADD/TATU SPONSOR	3,640.00	303.34	0.00	0.00	942.38	2,697.62	74.11
Education Fund	1150015270	WEB SITE SPONSOR	0.00	0.00	0.00	0.00	0.00	0.00	0.00
Education Fund	1150015370	ART CLUB SPONSOR	2,207.40	183.96	0.00	0.00	551.85	1,655.55	150 75.00
Education Fund	1150015470	FFA SPONSOR	11,659.81	971.66	0.00	0.00	2,977.10	8,682.71	74.47
Education Fund	1150015570	MATH CLUB SPONSOR	5,351.40	445.96	0.00	0.00	1,337.85	4,013.55	75.00
Education Fund	1150015670	FLAG	8,336.00	174.66	0.00	0.00	523.98	7,812.02	93.71
Education Fund	1150015770	FRENCH NHS SPONSOR	1,698.00	141.50	0.00	0.00	636.75	1,061.25	62.50
Education Fund	1150015870	LITERARY MAGAZINE	2,934.40	244.54	0.00	0.00	733.60	2,200.80	75.00
Education Fund	1150015970	SPANISH NHS SPONSOR	2,886.60	240.56	0.00	0.00	721.65	2,164.95	75.00
Education Fund	1150016070	NEWSPAPER SPONSOR	6,027.80	502.32	0.00	0.00	1,506.93	4,520.87	75.00
Education Fund	1150016170	INVESTMENT CLUB	2,886.60	240.56	0.00	0.00	721.65	2,164.95	75.00
Education Fund	1150016270	PIT ORCHESTRA	2,096.00	0.00	0.00	0.00	2,096.00	0.00	0.00
Education Fund	1150016370	MUSICAL VOCAL	3,982.40	331.86	0.00	0.00	995.58	2,986.82	75.00
Education Fund	1150016470	TECH DIRECTOR	2,724.80	113.54	0.00	0.00	1,532.58	1,192.22	43.75
Education Fund	1150016570	PERCUSSION	1,698.00	0.00	0.00	0.00	0.00	1,698.00	100.00
Education Fund	1150016670	ODESSEY BOOK CLUB	1,867.80	155.66	0.00	0.00	488.10	1,379.70	73.87

Expenditure Report

Fiscal Year: 2022-2023
Month: March

COUNTY OF GRUNDY SCHOOL DIST 111

Fund Description	Account	Account Description	Revised Budget	MTD Activity	Encumbrance	Pending Activity	Available Funds	Year to Date Activity	Percent of Budget Used
Education Fund	1150016770	MADRIGAL SPONSOR	1,867.80	0.00	0.00	0.00	0.00	1,867.80	100.00
Education Fund	1150016870	HOPE SPONSOR	0.00	0.00	0.00	0.00	0.00	0.00	0.00
Education Fund	1150016970	MARK SPONSOR	0.00	0.00	0.00	0.00	0.00	0.00	0.00
Education Fund	1150017070	IALC SPONSOR	2,037.60	169.80	0.00	0.00	509.40	1,528.20	75.00
Education Fund	1150017170	INTERACT CLUB SPONSOR	4,818.00	401.50	0.00	0.00	1,237.05	3,580.95	74.32
Education Fund	1150017270	STUDENT ACTIVITIES	0.00	0.00	0.00	0.00	0.00	0.00	0.00
Education Fund	1150017370	MADRIGAL HELPERS	0.00	0.00	0.00	0.00	0.00	0.00	0.00
Education Fund	1150017470	MAC SPONSOR	8,516.30	471.36	0.00	0.00	2,898.45	5,617.85	65.97
Education Fund	1150017570	CLIMBING CLUB SPONSOR	2,037.60	169.80	0.00	0.00	509.40	1,528.20	75.00
Education Fund	1150017670	INDOOR PERCUSSION	4,956.00	0.00	0.00	0.00	4,956.00	0.00	0.00
Education Fund	1150017770	ORCHESIS SPONSOR	4,298.00	216.66	0.00	0.00	2,085.99	2,212.01	151 51.47
Education Fund	1150017870	CHESS CLUB SPONSOR	2,096.00	209.60	0.00	0.00	235.85	1,860.15	88.75
Education Fund	1150017970	SUMMER CAMP COACHES	35,000.00	0.00	0.00	0.00	35,492.50	-492.50	-1.41
Education Fund	1150018070	JAZZ TRANSIT CHOIR	2,037.60	0.00	0.00	0.00	2,037.60	0.00	0.00
Education Fund	1150018170	UNDERWATER ROV	2,724.80	227.06	0.00	0.00	707.45	2,017.35	74.04
Education Fund	1150018270	PAC LIGHT/SOUND	5,720.00	0.00	0.00	0.00	2,510.00	3,210.00	56.12
Education Fund		YMCA TEEN ACHIEVERS	1,500.00	125.00	0.00	0.00	281.25	1,218.75	81.25
Education Fund	1150013007	E-SPORTS	6,951.00	579.24	0.00	0.00	1,300.60	5,650.40	81.29
Education Fund		ASL CLUB SPONSOR	3,396.00	283.00	0.00	0.00	1,273.50	2,122.50	62.50
Education Fund		ALLIES IN DIVERSITY	1,867.80	155.66	0.00	0.00	700.35	1,167.45	62.50
Education Fund		DISC GOLF SPONSOR	4,075.20	339.60	0.00	0.00	1,528.20	2,547.00	62.50
Education Fund		PHOTOGRAPHY	1,867.80	155.66	0.00	0.00	700.35	1,167.45	62.50
Education Fund		GAME CLUB SPONSOR	1,698.00	141.50	0.00	0.00	636.75	1,061.25	62.50
Education Fund		JUDO SPONSOR	2,515.20	209.60	0.00	0.00	943.20	1,572.00	62.50

Expenditure Report

Fiscal Year: 2022-2023
Month: March

COUNTY OF GRUNDY SCHOOL DIST 111

Fund Description	Account	Account Description	Revised Budget	MTD Activity	Encumbrance	Pending Activity	Available Funds	Year to Date Activity	Percent of Budget Used
Education Fund		MOCK TRIAL SPONSOR	2,305.60	192.14	0.00	0.00	864.55	1,441.05	62.50
Education Fund	10-1500-211	INVITATIONAL WORKERS	0.00	0.00	0.00	0.00	0.00	0.00	0.00
Education Fund	10-1500-	ASST ATHLETIC DIR	0.00	0.00	0.00	0.00	0.00	0.00	0.00
Education Fund	1150021130	ATHLETIC TRS	29,472.33	2,365.46	0.00	0.00	8,164.74	21,307.59	72.30
Education Fund	1150021230	ASST ATHLETIC DIRECTOR	2,395.00	148.49	0.00	0.00	1,066.87	1,328.13	55.45
Education Fund		ATH/ACT	9,002.18	188.88	0.00	0.00	3,352.18	5,650.00	62.76
Education Fund		ATH/ACT	1,510.34	125.84	0.00	0.00	382.72	1,127.62	74.66
Education Fund		ATH/ACT	4,713.37	160.12	0.00	0.00	3,272.22	1,441.15	30.58
Education Fund		ATH/ACT	1,566.74	130.53	0.00	0.00	446.36	1,120.38	71.51
Education Fund		ATH/ACT	4,001.26	307.30	0.00	0.00	1,228.79	2,772.47	69.29
Education Fund		ATH/ACT	2,169.55	176.81	0.00	0.00	528.67	1,640.88	152 75.63
Education Fund		ATH/ACT	3,669.95	144.41	0.00	0.00	347.93	3,322.02	90.52
Education Fund		ATH/ACT	2,863.60	256.38	0.00	0.00	538.24	2,325.36	81.20
Education Fund		ATH/ACT	8,663.97	627.42	0.00	0.00	3,163.05	5,500.92	63.49
Education Fund		ATH/ACT	4,935.03	386.18	0.00	0.00	1,444.19	3,490.84	70.74
Education Fund		ATH/ACT	3,577.00	185.71	0.00	0.00	1,165.09	2,411.91	67.43
Education Fund		ATH/ACT	3,843.71	169.92	0.00	0.00	2,281.19	1,562.52	40.65
Education Fund		ATH/ACT	1,527.05	69.50	0.00	0.00	765.45	761.60	49.87
Education Fund		ATH/ACT	2,693.83	173.12	0.00	0.00	1,135.88	1,557.95	57.83
Education Fund		ATH/ACT	3,709.95	174.74	0.00	0.00	2,045.63	1,664.32	44.86
Education Fund		ATH/ACT	4,260.62	307.59	0.00	0.00	1,499.51	2,761.11	64.81
Education Fund		ATH/ACT	1,364.11	73.98	0.00	0.00	704.78	659.33	48.33
Education Fund		ATH/ACT	1,098.20	91.50	0.00	0.00	279.66	818.54	74.53
Education Fund		ATH/ACT	3,880.98	340.02	0.00	0.00	928.20	2,952.78	76.08

Expenditure Report

Fiscal Year: 2022-2023
Month: March

COUNTY OF GRUNDY SCHOOL DIST 111

Fund Description	Account	Account Description	Revised Budget	MTD Activity	Encumbrance	Pending Activity	Available Funds	Year to Date Activity	Percent of Budget Used
Education Fund		ATH/ACT	3,744.91	217.12	0.00	0.00	1,719.66	2,025.25	54.08
Education Fund		10 E 1500 2110 30 300	0.00	33.07	0.00	0.00	-248.09	248.09	0.00
Education Fund		ATH/ACT	1,459.94	153.26	0.00	0.00	310.47	1,149.47	78.73
Education Fund		10 E 1500 2110 30 300	1,825.98	130.58	0.00	0.00	846.62	979.36	53.63
Education Fund	1150021171	ACTIVITIES TRS	12,889.98	1,072.48	0.00	0.00	3,391.11	9,498.87	73.69
Education Fund	1150021270	ATH/ACT	701.55	10.48	0.00	0.00	227.51	474.04	67.57
Education Fund		ATH/ACT	2,706.53	225.50	0.00	0.00	682.68	2,023.85	74.78
Education Fund		ATH/ACT	3,600.87	69.90	0.00	0.00	2,537.79	1,063.08	29.52
Education Fund		ATH/ACT	612.84	51.04	0.00	0.00	156.66	456.18	74.44
Education Fund		ATH/ACT	1,480.13	123.34	0.00	0.00	373.91	1,106.22	74.74
Education Fund		ATH/ACT	626.07	69.18	0.00	0.00	60.27	565.80	153 90.37
Education Fund		ATH/ACT	101.91	8.49	0.00	0.00	38.15	63.76	62.57
Education Fund		ATH/ACT	297.70	24.78	0.00	0.00	76.74	220.96	74.22
Education Fund		ATH/ACT	2,518.93	209.94	0.00	0.00	642.46	1,876.47	74.49
Education Fund		ATH/ACT	1,205.65	98.80	0.00	0.00	316.45	889.20	73.75
Education Fund		ATH/ACT	1,095.44	91.82	0.00	0.00	213.65	881.79	80.50
Education Fund		ATH/ACT	670.34	53.76	0.00	0.00	186.48	483.86	72.18
Education Fund		ATH/ACT	717.77	59.80	0.00	0.00	146.98	570.79	79.52
Education Fund		ATH/ACT	2,010.65	182.44	0.00	0.00	441.69	1,568.96	78.03
Education Fund		ATH/ACT	396.91	0.00	0.00	0.00	365.43	31.48	7.93
Education Fund		ATH/ACT	855.38	31.44	0.00	0.00	572.42	282.96	33.08
Education Fund		ATH/ACT	276.74	23.06	0.00	0.00	69.15	207.59	75.01
Education Fund		ATH/ACT	873.81	72.83	0.00	0.00	218.25	655.56	75.02
Education Fund		ATH/ACT	251.58	0.00	0.00	0.00	220.14	31.44	12.50

Expenditure Report

Fiscal Year: 2022-2023
Month: March

COUNTY OF GRUNDY SCHOOL DIST 111

Fund Description	Account	Account Description	Revised Budget	MTD Activity	Encumbrance	Pending Activity	Available Funds	Year to Date Activity	Percent of Budget Used
Education Fund		ATH/ACT	436.91	36.40	0.00	0.00	113.19	323.72	74.09
Education Fund		ATH/ACT	264.95	22.10	0.00	0.00	66.08	198.87	75.06
Education Fund		ATH/ACT	1,399.52	116.63	0.00	0.00	357.26	1,042.26	74.47
Education Fund		ATH/ACT	642.32	53.50	0.00	0.00	160.79	481.53	74.97
Education Fund		ATH/ACT	251.58	20.98	0.00	0.00	62.80	188.78	75.04
Education Fund		ATH/ACT	203.81	17.02	0.00	0.00	76.16	127.65	62.63
Education Fund		ATH/ACT	352.21	29.34	0.00	0.00	88.15	264.06	74.97
Education Fund		ATH/ACT	346.48	28.90	0.00	0.00	86.38	260.10	75.07
Education Fund		ATH/ACT	735.51	60.26	0.00	0.00	193.09	542.42	73.75
Education Fund		ATH/ACT	346.48	28.90	0.00	0.00	86.44	260.04	75.05
Education Fund		ATH/ACT	251.58	0.00	0.00	0.00	251.58	0.00	154 0.00
Education Fund		ATH/ACT	478.00	39.88	0.00	0.00	119.03	358.97	75.10
Education Fund		ATH/ACT	327.06	13.62	0.00	0.00	184.01	143.05	43.74
Education Fund		ATH/ACT	203.81	18.68	0.00	0.00	38.24	165.57	81.24
Education Fund		ATH/ACT	244.57	20.38	0.00	0.00	60.99	183.58	75.06
Education Fund		ATH/ACT	578.30	48.20	0.00	0.00	148.23	430.07	74.37
Education Fund		ATH/ACT	1,022.20	56.60	0.00	0.00	519.34	502.86	49.19
Education Fund		ATH/ACT	244.57	20.37	0.00	0.00	61.25	183.32	74.96
Education Fund		ATH/ACT	594.86	0.00	0.00	0.00	594.86	0.00	0.00
Education Fund		ATH/ACT	515.88	0.00	0.00	0.00	484.41	31.47	6.10
Education Fund		ATH/ACT	251.88	25.16	0.00	0.00	28.62	223.26	88.64
Education Fund		ATH/ACT	4,201.02	0.00	0.00	0.00	-507.61	4,708.63	112.08
Education Fund		ATH/ACT	327.06	27.26	0.00	0.00	84.86	242.20	74.05
Education Fund		ATH/ACT	180.04	15.00	0.00	0.00	33.76	146.28	81.25

Expenditure Report

Fiscal Year: 2022-2023
Month: March

COUNTY OF GRUNDY SCHOOL DIST 111

Fund Description	Account	Account Description	Revised Budget	MTD Activity	Encumbrance	Pending Activity	Available Funds	Year to Date Activity	Percent of Budget Used
Education Fund		ATH/ACT	834.32	69.52	0.00	0.00	156.14	678.18	81.29
Education Fund		ATH/ACT	407.62	33.96	0.00	0.00	152.92	254.70	62.48
Education Fund		ATH/ACT	224.19	0.00	0.00	0.00	224.19	0.00	0.00
Education Fund		ATH/ACT	489.14	40.74	0.00	0.00	183.55	305.59	62.47
Education Fund		ATH/ACT	224.19	18.64	0.00	0.00	84.28	139.91	62.41
Education Fund		ATH/ACT	203.81	16.98	0.00	0.00	76.46	127.35	62.48
Education Fund		ATH/ACT	301.90	25.14	0.00	0.00	113.25	188.65	62.49
Education Fund		ATH/ACT	276.74	23.06	0.00	0.00	103.75	172.99	62.51
Education Fund	10-1500-	ATHLETIC DIRECTOR	0.00	0.00	0.00	0.00	0.00	0.00	0.00
Education Fund	10-1500-	ACTIVITY DIRECTOR	0.00	0.00	0.00	0.00	0.00	0.00	0.00
Education Fund	10-1500-222	INVITATIONAL WKRS	0.00	0.00	0.00	0.00	0.00	0.00	155 0.00
Education Fund	11500222	MAIN OFFICE INS	0.00	0.00	0.00	0.00	0.00	0.00	0.00
Education Fund	10-1500-	ASST ATHLETIC DIR	0.00	0.00	0.00	0.00	0.00	0.00	0.00
Education Fund	1150022230	ATHLETIC DIR/SECY	50,818.42	4,699.42	0.00	0.00	13,617.04	37,201.38	73.20
Education Fund		ATH/ACT	19,986.91	1,849.94	0.00	0.00	5,352.13	14,634.78	73.22
Education Fund		ATH/ACT	305.19	141.56	0.00	0.00	-1,070.28	1,375.47	450.69
Education Fund		ATH/ACT	0.00	0.00	0.00	0.00	0.00	0.00	0.00
Education Fund		ATH/ACT	0.00	0.00	0.00	0.00	0.00	0.00	0.00
Education Fund		ATH/ACT	0.00	0.00	0.00	0.00	0.00	0.00	0.00
Education Fund		ATH/ACT	0.00	0.00	0.00	0.00	0.00	0.00	0.00
Education Fund		ATH/ACT	0.00	0.00	0.00	0.00	0.00	0.00	0.00
Education Fund		ATH/ACT	0.00	0.00	0.00	0.00	0.00	0.00	0.00
Education Fund	1150022270	STUDENT ACT/SECY	23,317.35	2,724.76	0.00	0.00	3,962.82	19,354.53	83.00
Education Fund		ATH/ACT	30,795.86	2,851.86	0.00	0.00	8,242.16	22,553.70	73.24

Expenditure Report

Fiscal Year: 2022-2023
Month: March

COUNTY OF GRUNDY SCHOOL DIST 111

Fund Description	Account	Account Description	Revised Budget	MTD Activity	Encumbrance	Pending Activity	Available Funds	Year to Date Activity	Percent of Budget Used
Education Fund		ATH/ACT	0.00	0.00	0.00	0.00	0.00	0.00	0.00
Education Fund		ATH/ACT	0.00	195.41	0.00	0.00	-606.19	606.19	0.00
Education Fund			0.00	0.00	0.00	0.00	-0.10	0.10	0.00
Education Fund		ATH/ACT	263.32	0.00	0.00	0.00	0.00	263.32	100.00
Education Fund		ATH/ACT	0.00	0.00	0.00	0.00	0.00	0.00	0.00
Education Fund		ATH/ACT	0.00	0.00	0.00	0.00	0.00	0.00	0.00
Education Fund		ATH/ACT	0.00	0.00	0.00	0.00	0.00	0.00	0.00
Education Fund		ATH/ACT	204.03	0.00	0.00	0.00	0.00	204.03	100.00
Education Fund		ATH/ACT	2,594.86	198.16	0.00	0.00	811.42	1,783.44	68.73
Education Fund		ATH/ACT	492.23	37.78	0.00	0.00	152.21	340.02	69.08
Education Fund		ATH/ACT	5.04	0.00	0.00	0.00	-1.78	6.82	156135.32
Education Fund		ATH/ACT	0.00	0.00	0.00	0.00	0.00	0.00	0.00
Education Fund		ATH/ACT	1,454.57	120.54	0.00	0.00	433.58	1,020.99	70.19
Education Fund		ATH/ACT	492.23	37.78	0.00	0.00	152.21	340.02	69.08
Education Fund		ATH/ACT	0.00	1.95	0.00	0.00	-11.48	11.48	0.00
Education Fund			0.00	0.00	0.00	0.00	0.00	0.00	0.00
Education Fund		ATH/ACT	0.00	0.00	0.00	0.00	0.00	0.00	0.00
Education Fund		ATH/ACT	10.86	0.00	0.00	0.00	0.00	10.86	100.00
Education Fund	1150030030	GIRLS TRACK PUR SERV	0.00	0.00	0.00	0.00	0.00	0.00	0.00
Education Fund	1150030130	BOYS SOCCER PUR SERV	0.00	0.00	0.00	0.00	0.00	0.00	0.00
Education Fund	1150030230	BOYS BASKETBALL PUR	0.00	350.00	0.00	0.00	-350.00	350.00	0.00
Education Fund	1150030330	WRESTLING PUR SERV	0.00	0.00	0.00	0.00	0.00	0.00	0.00
Education Fund	1150030430	BOYS VOLLEYBALL PUR	0.00	0.00	0.00	0.00	0.00	0.00	0.00
Education Fund	1150030530	SOFTBALL PUR SERV	0.00	0.00	0.00	0.00	0.00	0.00	0.00

Expenditure Report

Fiscal Year: 2022-2023
Month: March

COUNTY OF GRUNDY SCHOOL DIST 111

Fund Description	Account	Account Description	Revised Budget	MTD Activity	Encumbrance	Pending Activity	Available Funds	Year to Date Activity	Percent of Budget Used
Education Fund	1150030630	CHEERLEADER PUR SERV	0.00	0.00	0.00	0.00	0.00	0.00	0.00
Education Fund	1150030730	GIRLS VOLLEYBALL PUR	0.00	0.00	0.00	0.00	0.00	0.00	0.00
Education Fund	1150030830	GIRLS BOWLING PUR	8,500.00	0.00	4,584.00	0.00	3,916.00	0.00	0.00
Education Fund	1150030930	GOLF PURCHASE SERV	6,000.00	0.00	0.00	0.00	6,000.00	0.00	0.00
Education Fund	1150031030	CROSS COUNTRY PUR	0.00	0.00	0.00	0.00	0.00	0.00	0.00
Education Fund	1150031130	GIRLS BASKETBALL PUR	0.00	0.00	0.00	0.00	0.00	0.00	0.00
Education Fund	1150031230	BASEBALL PUR SERV	8,000.00	0.00	0.00	0.00	7,720.14	279.86	3.50
Education Fund	1150031330	GIRLS TENNIS PUR SERV	0.00	0.00	0.00	0.00	0.00	0.00	0.00
Education Fund	1150031430	POMS PUR SERV	1,200.00	0.00	0.00	0.00	1,200.00	0.00	0.00
Education Fund	1150031530	FOOTBALL PUR SERV	25,000.00	0.00	1,798.33	0.00	-4.12	23,205.79	92.82
Education Fund	1150031630	BOYS TRACK PUR SERV	0.00	0.00	0.00	0.00	0.00	0.00	157 0.00
Education Fund	1150031730	GIRLS SOCCER PUR SERV	0.00	0.00	0.00	0.00	0.00	0.00	0.00
Education Fund	1150032130	GEN ATHLETIC PUR SERV	0.00	0.00	0.00	0.00	0.00	0.00	0.00
Education Fund	1150033330	SUMMER BASEBALL PUR	0.00	0.00	0.00	0.00	0.00	0.00	0.00
Education Fund	1150033630	ATH TRAINER PUR SERV	0.00	0.00	0.00	0.00	0.00	0.00	0.00
Education Fund	1150033730	BOYS BOWLING PUR SERV	6,000.00	5,163.00	0.00	0.00	837.00	5,163.00	86.05
Education Fund	1150039330	BOYS TENNIS PUR SERV	0.00	0.00	0.00	0.00	0.00	0.00	0.00
Education Fund	1150039530	SWIMMING PUR SERVICE	30,000.00	0.00	0.00	0.00	17,680.00	12,320.00	41.07
Education Fund		GIRLS GOLF PURCH SERV	6,000.00	0.00	0.00	0.00	6,000.00	0.00	0.00
Education Fund		GIRLS WRESTLING PUR	0.00	0.00	0.00	0.00	0.00	0.00	0.00
Education Fund	1150031370	THESPIAN THEATRE FEST	0.00	0.00	0.00	0.00	0.00	0.00	0.00
Education Fund	1150032170	FFA	0.00	0.00	0.00	0.00	0.00	0.00	0.00
Education Fund	1150030070	MUSICAL PUR SERV	11,000.00	2,637.90	0.00	0.00	4,140.20	6,859.80	62.36
Education Fund	1150030170	FALL PLAY PUR SERV	3,000.00	399.01	0.00	0.00	1,882.86	1,117.14	37.24

Expenditure Report

Fiscal Year: 2022-2023
Month: March

COUNTY OF GRUNDY SCHOOL DIST 111

Fund Description	Account	Account Description	Revised Budget	MTD Activity	Encumbrance	Pending Activity	Available Funds	Year to Date Activity	Percent of Budget Used
Education Fund	1150030270	STUDENT ACT PUR SERV	2,500.00	0.00	0.00	0.00	5.00	2,495.00	99.80
Education Fund	1150030370	NEWSPAPER PUR SERV	5,000.00	719.00	0.00	0.00	2,141.53	2,858.47	57.17
Education Fund	1150030470	CHILDRENS THEATRE PUR	1,500.00	0.00	0.00	0.00	1,100.51	399.49	26.63
Education Fund	1150030570	INTL CLUB PUR SERV	0.00	0.00	0.00	0.00	0.00	0.00	0.00
Education Fund	1150030670	WINTERGUARD PUR SERV	2,000.00	0.00	0.00	0.00	2,000.00	0.00	0.00
Education Fund	1150030770	NHS PUR SERV	0.00	0.00	0.00	0.00	0.00	0.00	0.00
Education Fund	1150030870	FFA PUR SERV	250.00	50.00	0.00	0.00	175.00	75.00	30.00
Education Fund	1150031070	BOOK CLUB SPEAKER	250.00	0.00	0.00	0.00	250.00	0.00	0.00
Education Fund	1150031670	MINOOKA ANGLERS	1,200.00	0.00	0.00	0.00	1,200.00	0.00	0.00
Education Fund	1150032070	FBLA	0.00	0.00	0.00	0.00	0.00	0.00	0.00
Education Fund	1150032270	FOOTBALL CLEANUP	1,200.00	0.00	0.00	0.00	0.00	1,200.00	158100.00
Education Fund	1150032370	REVTRAK ACTIVITY	50,000.00	5,602.00	0.00	873.00	-1,091.50	50,218.50	100.44
Education Fund	1150031930	GIRLS VOLLEYBALL	3,900.00	0.00	0.00	0.00	705.00	3,195.00	81.92
Education Fund	1150032030	BOYS SOCCER OFFICIAL	3,750.00	0.00	0.00	0.00	184.00	3,566.00	95.09
Education Fund	1150032230	SOFTBALL OFFICIAL	6,300.00	292.00	0.00	212.00	5,796.00	292.00	4.63
Education Fund	1150032330	FOOTBALL OFFICIAL	6,175.00	0.00	0.00	724.00	-566.00	6,017.00	97.44
Education Fund	1150032430	BOYS BASKETBALL	7,300.00	0.00	0.00	0.00	521.00	6,779.00	92.86
Education Fund	1150032530	GIRLS BASKETBALL	5,650.00	77.00	0.00	138.00	-709.00	6,221.00	110.11
Education Fund	1150032630	BOYS WRESTLING	1,425.00	0.00	0.00	0.00	-1,069.00	2,494.00	175.02
Education Fund	1150032730	BASEBALL OFFICIALS	6,125.00	812.00	0.00	290.00	5,023.00	812.00	13.26
Education Fund	1150032830	CROSS COUNTRY	1,000.00	0.00	0.00	0.00	490.00	510.00	51.00
Education Fund	1150032930	BOYS VOLLEYBALL	4,950.00	234.00	104.00	0.00	4,612.00	234.00	4.73
Education Fund	1150033030	GIRLS TRACK OFFICIAL	1,325.00	0.00	0.00	0.00	1,325.00	0.00	0.00
Education Fund	1150033130	BOYS TRACK OFFICIAL	2,250.00	450.00	0.00	0.00	1,800.00	450.00	20.00

Expenditure Report

Fiscal Year: 2022-2023
Month: March

COUNTY OF GRUNDY SCHOOL DIST 111

Fund Description	Account	Account Description	Revised Budget	MTD Activity	Encumbrance	Pending Activity	Available Funds	Year to Date Activity	Percent of Budget Used
Education Fund	1150033230	GIRLS SOCCER OFFICIAL	4,125.00	690.00	0.00	240.00	3,195.00	690.00	16.73
Education Fund	1150033830	INVITATIONAL OFFICIALS	0.00	0.00	0.00	0.00	0.00	0.00	0.00
Education Fund	1150033930	LACROSSE OFFICIALS	5,550.00	234.00	0.00	149.00	5,167.00	234.00	4.22
Education Fund		GIRLS WRESTLING	1,000.00	0.00	0.00	0.00	426.00	574.00	57.40
Education Fund	1150031970	STUDENT ACT	2,000.00	0.00	0.00	0.00	2,000.00	0.00	0.00
Education Fund	1150031830	ATHLETIC TOWEL	0.00	0.00	0.00	0.00	0.00	0.00	0.00
Education Fund	1150033430	GENERAL ATHLETIC	2,000.00	0.00	0.00	0.00	2,000.00	0.00	0.00
Education Fund	1150033530	ATHLETIC DIRECTOR	2,000.00	0.00	0.00	217.46	1,721.18	61.36	3.07
Education Fund	1150033270	STUDENT ACT/TRAVEL	11,000.00	3,659.32	0.00	0.00	3,808.28	7,191.72	65.38
Education Fund	1150033570	ACTIVITY DIRECTOR	1,000.00	0.00	0.00	100.00	620.92	279.08	27.91
Education Fund	1150039030	GEN ATHLETIC	42,000.00	5,325.00	2,083.70	184.68	-9,811.75	49,543.37	159117.96
Education Fund	1150039430	GEN ATHLETIC POST	55,000.00	13,389.30	0.00	3,344.86	15,476.97	36,178.17	65.78
Education Fund	1150139030	GATE RECEIPTS CASH	0.00	0.00	0.00	0.00	0.00	0.00	0.00
Education Fund	1150041030	BOYS WRESTLING	6,500.00	0.00	0.00	0.00	-180.50	6,680.50	102.78
Education Fund	1150041130	GIRLS TENNIS SUPPLIES	1,000.00	0.00	0.00	0.00	46.54	953.46	95.35
Education Fund	1150041230	BOYS TENNIS SUPPLIES	1,000.00	0.00	0.00	0.00	-39.02	1,039.02	103.90
Education Fund	1150041330	CROSS COUNTRY	1,500.00	0.00	0.00	0.00	0.00	1,500.00	100.00
Education Fund	1150041430	CHEERLEADER SUPPLIES	3,000.00	0.00	0.00	0.00	22.15	2,977.85	99.26
Education Fund	1150041530	BOYS GOLF SUPPLIES	3,800.00	0.00	0.00	0.00	178.14	3,621.86	95.31
Education Fund	1150041630	BOYS TRACK SUPPLIES	1,700.00	0.00	340.83	0.00	29.03	1,330.14	78.24
Education Fund	1150041730	GIRLS TRACK SUPPLIES	2,000.00	0.00	0.00	0.00	289.00	1,711.00	85.55
Education Fund	1150041830	GEN ATHLETIC SUPPLIES	7,500.00	0.00	190.85	290.00	2,430.99	4,588.16	61.18
Education Fund	1150041930	GIRLS SOCCER SUPPLIES	3,300.00	950.00	986.48	0.00	418.52	1,895.00	57.42
Education Fund	1150042030	BASEBALL SUPPLIES	4,500.00	0.00	0.00	0.00	-449.43	4,949.43	109.99

Expenditure Report

Fiscal Year: 2022-2023
Month: March

COUNTY OF GRUNDY SCHOOL DIST 111

Fund Description	Account	Account Description	Revised Budget	MTD Activity	Encumbrance	Pending Activity	Available Funds	Year to Date Activity	Percent of Budget Used
Education Fund	1150042130	SOFTBALL SUPPLIES	4,500.00	0.00	0.00	0.00	-484.00	4,984.00	110.76
Education Fund	1150042230	BOYS VOLLEYBALL	2,000.00	0.00	0.00	0.00	395.00	1,605.00	80.25
Education Fund	1150042330	GIRLS VOLLEYBALL	2,000.00	0.00	0.00	0.00	0.00	2,000.00	100.00
Education Fund	1150042430	GIRLS BASKETBALL	1,400.00	0.00	0.00	0.00	496.95	903.05	64.50
Education Fund	1150042530	BOYS SOCCER SUPPLIES	2,500.00	0.00	654.00	0.00	10.11	1,835.89	73.44
Education Fund	1150042630	BOYS BASKETBALL	1,350.00	0.00	1,344.00	0.00	6.00	0.00	0.00
Education Fund	1150042730	ATHLETIC DIRECTOR	4,000.00	2,025.57	117.79	0.00	1,001.87	2,880.34	72.01
Education Fund	1150042830	FOOTBALL SUPPLIES	40,000.00	0.00	0.00	0.00	-4,134.65	44,134.65	110.34
Education Fund	1150042930	GIRLS BOWLING SUPPLIES	500.00	0.00	0.00	0.00	500.00	0.00	0.00
Education Fund	1150043030	POMS SUPPLIES	2,500.00	0.00	0.00	0.00	460.25	2,039.75	81.59
Education Fund	1150043130	ATHLETIC AWARD	22,500.00	1,241.00	601.00	2,941.00	2,700.60	16,257.40	160 72.26
Education Fund	1150043230	GIRLS GOLF SUPPLIES	3,700.00	0.00	0.00	0.00	3,700.00	0.00	0.00
Education Fund	1150043330	SUMMER BASEBALL	1,400.00	0.00	0.00	0.00	1,400.00	0.00	0.00
Education Fund	1150043430	BOYS BOWLING SUPPLIES	500.00	0.00	0.00	0.00	500.00	0.00	0.00
Education Fund	1150043530	ATHLETIC COMP TECH	0.00	0.00	0.00	0.00	-6,703.00	6,703.00	0.00
Education Fund	1150043630	BOYS LACROSSE	4,000.00	0.00	3,032.00	0.00	968.00	0.00	0.00
Education Fund	1150044030	BOYS GOLF UNIFORMS	4,000.00	0.00	0.00	0.00	625.00	3,375.00	84.38
Education Fund	1150044130	GIRLS GOLF UNIFORMS	4,000.00	0.00	0.00	0.00	898.70	3,101.30	77.53
Education Fund	1150044230	GIRLS TENNIS UNIFORMS	2,000.00	0.00	0.00	0.00	668.00	1,332.00	66.60
Education Fund	1150044330	BOYS BOWLING	1,000.00	0.00	0.00	0.00	20.00	980.00	98.00
Education Fund	1150044430	GIRLS BOWLING	1,000.00	0.00	0.00	0.00	1,000.00	0.00	0.00
Education Fund	1150044530	BOYS WRESTLING	1,800.00	0.00	0.00	0.00	1,245.00	555.00	30.83
Education Fund	1150044630	BOYS TRACK UNIFORMS	1,800.00	1,457.43	286.89	0.00	55.68	1,457.43	80.97
Education Fund	1150044730	GIRLS TRACK UNIFORMS	1,800.00	0.00	289.00	0.00	-289.00	1,800.00	100.00

Expenditure Report

Fiscal Year: 2022-2023
Month: March

COUNTY OF GRUNDY SCHOOL DIST 111

Fund Description	Account	Account Description	Revised Budget	MTD Activity	Encumbrance	Pending Activity	Available Funds	Year to Date Activity	Percent of Budget Used
Education Fund	1150044830	BOYS TENNIS UNIFORMS	0.00	0.00	0.00	0.00	0.00	0.00	0.00
Education Fund	1150044930	BASEBALL UNIFORMS	4,400.00	2,872.00	0.00	0.00	5.43	4,394.57	99.88
Education Fund	1150045030	SOFTBALL UNIFORMS	4,400.00	0.00	0.00	0.00	1,764.39	2,635.61	59.90
Education Fund	1150045130	GIRLS BASKETBALL	0.00	0.00	0.00	0.00	0.00	0.00	0.00
Education Fund	1150045230	BOYS SOCCER UNIFORMS	0.00	0.00	0.00	0.00	0.00	0.00	0.00
Education Fund	1150045330	GIRLS VOLLEYBALL	0.00	0.00	0.00	0.00	0.00	0.00	0.00
Education Fund	1150045430	CROSS COUNTRY	1,800.00	0.00	0.00	0.00	233.00	1,567.00	87.06
Education Fund	1150045530	POMS UNIFORMS	0.00	0.00	0.00	0.00	0.00	0.00	0.00
Education Fund	1150045630	BOYS BASKETBALL	0.00	0.00	0.00	0.00	0.00	0.00	0.00
Education Fund	1150045730	BOYS VOLLEYBALL	0.00	0.00	0.00	0.00	-395.00	395.00	0.00
Education Fund	1150045830	GIRLS SOCCER UNIFORMS	0.00	0.00	0.00	0.00	0.00	0.00	161 0.00
Education Fund	1150045930	FOOTBALL UNIFORMS	0.00	0.00	0.00	0.00	0.00	0.00	0.00
Education Fund	1150046030	CHEERLEADING	0.00	0.00	0.00	0.00	0.00	0.00	0.00
Education Fund	1150046130	BOYS LACROSSE	0.00	0.00	0.00	0.00	0.00	0.00	0.00
Education Fund	1150141030	ATHLETIC TRAINER	0.00	0.00	0.00	0.00	0.00	0.00	0.00
Education Fund		GIRLS WRESTLING	6,500.00	0.00	924.00	0.00	3,494.80	2,081.20	32.02
Education Fund		GIRLS WRESTLING	5,850.00	0.00	0.00	0.00	15.47	5,834.53	99.74
Education Fund		GIRLS LACROSSE	4,000.00	0.00	380.00	0.00	3,267.98	352.02	8.80
Education Fund		GIRLS LACROSSE	0.00	0.00	0.00	0.00	0.00	0.00	0.00
Education Fund	1150042970	YEARBOOK SUPPLIES	0.00	0.00	0.00	0.00	0.00	0.00	0.00
Education Fund	1150041070	NEWSPAPER SUPPLIES	500.00	0.00	0.00	0.00	101.04	398.96	79.79
Education Fund	1150041170	SPEECH SUPPLIES	100.00	0.00	0.00	0.00	78.18	21.82	21.82
Education Fund	1150041270	KALEIDOSCOPE SUPPLIES	100.00	0.00	0.00	0.00	100.00	0.00	0.00
Education Fund	1150041370	NHS SUPPLIES	1,500.00	6.98	0.00	0.00	881.18	618.82	41.25

Expenditure Report

Fiscal Year: 2022-2023
Month: March

COUNTY OF GRUNDY SCHOOL DIST 111

Fund Description	Account	Account Description	Revised Budget	MTD Activity	Encumbrance	Pending Activity	Available Funds	Year to Date Activity	Percent of Budget Used
Education Fund	1150041470	MUSICAL SUPPLIES	5,000.00	2,130.50	0.00	88.86	-322.07	5,233.21	104.66
Education Fund	1150041570	FALL PLAY SUPPLIES	1,400.00	0.00	0.00	0.00	7.69	1,392.31	99.45
Education Fund	1150041670	STUDENT ACT SUPPLIES	1,800.00	79.44	0.00	0.00	7.90	1,792.10	99.56
Education Fund	1150041770	ACTIVITY OFFICE	500.00	29.98	0.00	0.00	14.25	485.75	97.15
Education Fund	1150041870	CHILDRENS THEATRE	1,000.00	0.00	0.00	0.00	1,000.00	0.00	0.00
Education Fund	1150041970	INTL CLUB SUPPLIES	0.00	0.00	0.00	0.00	0.00	0.00	0.00
Education Fund	1150042070	WINTERGUARD SUPPLIES	5,000.00	1,727.74	0.00	0.00	1,432.28	3,567.72	71.35
Education Fund	1150042170	BOOK CLUB AWARDS	100.00	0.00	0.00	0.00	100.00	0.00	0.00
Education Fund	1150042270	FBLA SUPPLIES	0.00	0.00	0.00	0.00	0.00	0.00	0.00
Education Fund	1150042370	FNHS INDUCTION	100.00	0.00	0.00	0.00	100.00	0.00	0.00
Education Fund	1150042470	INVESTMENT CLUB	100.00	100.24	0.00	0.00	-0.24	100.24	162100.24
Education Fund	1150042570	SPANISH NHS INDUCTION	100.00	0.00	0.00	0.00	100.00	0.00	0.00
Education Fund	1150042670	SADD/TATU SUPPLIES	100.00	0.00	0.00	0.00	0.00	100.00	100.00
Education Fund	1150042870	SCHOLASTIC BOWL	100.00	0.00	0.00	0.00	100.00	0.00	0.00
Education Fund	1150043170	MADRIGAL SUPPLIES	0.00	0.00	0.00	0.00	0.00	0.00	0.00
Education Fund	1150043370	SENIOR MURAL	250.00	0.00	0.00	0.00	250.00	0.00	0.00
Education Fund	1150043470	COLOR PAPER SUPPLIES	400.00	0.00	0.00	0.00	400.00	0.00	0.00
Education Fund	1150043670	ACTIVITY P-CARD ORDERS	3,000.00	0.00	0.00	0.00	3,000.00	0.00	0.00
Education Fund	1150043770	INTL THESPIAN SUPPLIES	500.00	0.00	0.00	0.00	204.93	295.07	59.01
Education Fund	1150043870	CHESS TEAM SUPPLIES	100.00	0.00	0.00	0.00	25.03	74.97	74.97
Education Fund	1150043970	PAC SOUND ROOM	12,000.00	1,100.73	1,048.29	0.00	2,701.29	8,250.42	68.75
Education Fund	1150043070	STUDENT ACT	0.00	0.00	0.00	0.00	0.00	0.00	0.00
Education Fund	1150054030	GIRLS TRACK EQUIPMENT	0.00	0.00	0.00	0.00	0.00	0.00	0.00
Education Fund	1150054130	BOYS TENNIS EQUIPMENT	0.00	0.00	0.00	0.00	0.00	0.00	0.00

Expenditure Report

Fiscal Year: 2022-2023
Month: March

COUNTY OF GRUNDY SCHOOL DIST 111

Fund Description	Account	Account Description	Revised Budget	MTD Activity	Encumbrance	Pending Activity	Available Funds	Year to Date Activity	Percent of Budget Used
Education Fund	1150054230	FOOTBALL EQUIPMENT	0.00	0.00	0.00	0.00	0.00	0.00	0.00
Education Fund	1150054330	GIRLS TENNIS EQUIPMENT	0.00	0.00	0.00	0.00	0.00	0.00	0.00
Education Fund	1150054430	BOYS TRACK EQUIPMENT	0.00	0.00	0.00	0.00	0.00	0.00	0.00
Education Fund	1150054530	GENERAL ATHLETIC	20,000.00	593.46	1,777.50	0.00	7,981.77	10,240.73	51.20
Education Fund	1150054630	BASEBALL EQUIPMENT	0.00	0.00	0.00	0.00	0.00	0.00	0.00
Education Fund	1150054730	BOYS GOLF EQUIPMENT	0.00	0.00	0.00	0.00	0.00	0.00	0.00
Education Fund	1150054830	GIRLS VOLLEYBALL	0.00	0.00	0.00	0.00	0.00	0.00	0.00
Education Fund	1150054930	BOYS VOLLEYBALL	0.00	0.00	0.00	0.00	0.00	0.00	0.00
Education Fund	1150055030	BOYS BASKETBALL	0.00	0.00	0.00	0.00	0.00	0.00	0.00
Education Fund	1150055130	SOFTBALL EQUIPMENT	0.00	0.00	0.00	0.00	0.00	0.00	0.00
Education Fund	1150055230	WRESTLING EQUIPMENT	0.00	0.00	0.00	0.00	0.00	0.00	163 0.00
Education Fund	1150055330	GIRLS BASKETBALL	0.00	0.00	0.00	0.00	0.00	0.00	0.00
Education Fund	1150055430	CROSS COUNTRY	0.00	0.00	0.00	0.00	0.00	0.00	0.00
Education Fund	1150055530	GIRLS BOWLING	0.00	0.00	0.00	0.00	0.00	0.00	0.00
Education Fund	1150055630	BOYS SOCCER	0.00	0.00	0.00	0.00	0.00	0.00	0.00
Education Fund	1150055730	ATHLETIC DIRECTOR	0.00	0.00	0.00	0.00	0.00	0.00	0.00
Education Fund	1150055830	GIRLS SOCCER	0.00	0.00	0.00	0.00	0.00	0.00	0.00
Education Fund	1150055930	POMS EQUIPMENT	0.00	0.00	0.00	0.00	0.00	0.00	0.00
Education Fund	1150056030	GIRLS GOLF EQUIPMENT	0.00	0.00	0.00	0.00	0.00	0.00	0.00
Education Fund	1150056130	CHEERLEADER	0.00	0.00	0.00	0.00	0.00	0.00	0.00
Education Fund	1150056230	BOYS BOWLING	0.00	0.00	0.00	0.00	0.00	0.00	0.00
Education Fund	1150056330	SUMMER BASEBALL	0.00	0.00	0.00	0.00	0.00	0.00	0.00
Education Fund	1150056430	LACROSSE EQUIPMENT	0.00	0.00	0.00	0.00	0.00	0.00	0.00
Education Fund	1150154030	ATHLETIC TRAINER	0.00	0.00	0.00	0.00	0.00	0.00	0.00

Expenditure Report

Fiscal Year: 2022-2023
Month: March

COUNTY OF GRUNDY SCHOOL DIST 111

Fund Description	Account	Account Description	Revised Budget	MTD Activity	Encumbrance	Pending Activity	Available Funds	Year to Date Activity	Percent of Budget Used
Education Fund	1150054070	STUDENT ACT EQUIPMENT	0.00	0.00	0.00	0.00	0.00	0.00	0.00
Education Fund	1150054170	MAIN OFFICE EQUIPMENT	0.00	0.00	0.00	0.00	0.00	0.00	0.00
Education Fund	1150054270	WINTERGUARD	0.00	0.00	0.00	0.00	0.00	0.00	0.00
Education Fund	1150054370	PAC SOUND ROOM	20,775.00	39.95	0.00	0.00	7,750.34	13,024.66	62.69
Education Fund	1150039130	GEN ATHLETIC CLINICS	3,000.00	0.00	0.00	0.00	163.77	2,836.23	94.54
Education Fund	1150039230	ATHLETIC DIRECTOR	0.00	0.00	0.00	0.00	0.00	0.00	0.00
Education Fund	1150064030	ATHLETIC DUES/FEES	5,000.00	0.00	753.68	0.00	3,446.32	800.00	16.00
Education Fund	1150064570	TSA FEES	0.00	0.00	0.00	0.00	0.00	0.00	0.00
Education Fund	1150064970	FNHS DUES	0.00	0.00	0.00	0.00	0.00	0.00	0.00
Education Fund	1150039070	SPEECH ENTRY FEES	1,000.00	0.00	0.00	200.00	370.00	430.00	43.00
Education Fund	1150064070	SPEECH DUES/FEES	0.00	0.00	0.00	0.00	0.00	0.00	164 0.00
Education Fund	1150064170	STUDENT ACT	2,500.00	214.05	37.00	59.88	1,392.63	1,010.49	40.42
Education Fund	1150064270	ICTM REGIONAL/ORAL	300.00	0.00	0.00	0.00	50.00	250.00	83.33
Education Fund	1150064370	WYSE REGISTRATION	300.00	0.00	0.00	0.00	225.00	75.00	25.00
Education Fund	1150064470	FBLA COMPETITION FEES	0.00	0.00	0.00	0.00	0.00	0.00	0.00
Education Fund	1150064670	SPANISH NHS	100.00	0.00	0.00	0.00	100.00	0.00	0.00
Education Fund	1150064770	JOURNALISM FEES/STATE	500.00	0.00	0.00	0.00	500.00	0.00	0.00
Education Fund	1150064870	FFA	0.00	0.00	0.00	0.00	0.00	0.00	0.00
Education Fund	1150065170	WINTERGUARD CIRCUIT	2,900.00	0.00	0.00	0.00	-110.00	3,010.00	103.79
Education Fund	1150065270	INDOOR PERCUSSION	1,500.00	0.00	0.00	0.00	310.00	1,190.00	79.33
Education Fund	11600110	SUMMER SCHOOL SALARY	0.00	0.00	0.00	0.00	0.00	0.00	0.00
Education Fund	11600211	SUMMER SCHOOL TRS	0.00	0.00	0.00	0.00	0.00	0.00	0.00
Education Fund	10-1600-	SUMMER SCHOOL SALARY	0.00	0.00	0.00	0.00	0.00	0.00	0.00
Education Fund	11650390	GIFTED PUR SERV	0.00	0.00	0.00	0.00	0.00	0.00	0.00

Expenditure Report

Fiscal Year: 2022-2023
Month: March

COUNTY OF GRUNDY SCHOOL DIST 111

Fund Description	Account	Account Description	Revised Budget	MTD Activity	Encumbrance	Pending Activity	Available Funds	Year to Date Activity	Percent of Budget Used
Education Fund	11650410	GIFTED SUPPLIES	0.00	0.00	0.00	0.00	0.00	0.00	0.00
Education Fund	11650540	GIFTED EQUIPMENT	0.00	0.00	0.00	0.00	0.00	0.00	0.00
Education Fund	11700110	DRIVER ED SALARY	451,571.00	37,630.92	0.00	0.00	115,218.17	336,352.83	74.49
Education Fund	11700111	SUMMER DR ED SALARY	0.00	0.00	0.00	0.00	0.00	0.00	0.00
Education Fund	11700211	SUMMER DR ED TRS	0.00	0.00	0.00	0.00	0.00	0.00	0.00
Education Fund	1170021121	DRIVER ED TRS	54,201.62	4,516.78	0.00	0.00	13,829.71	40,371.91	74.48
Education Fund	11700222	DR ED INS	0.00	0.00	0.00	0.00	0.00	0.00	0.00
Education Fund	10-1700-	DRIVER ED MEDICAL INS	93,294.83	9,149.34	0.00	0.00	20,900.57	72,394.26	77.60
Education Fund		DRIVER ED DENTAL INS	2,953.37	226.68	0.00	0.00	913.25	2,040.12	69.08
Education Fund	1170030021	DRIVERS ED CONT SERV	0.00	0.00	0.00	0.00	0.00	0.00	0.00
Education Fund	1170030021	DRIVERS ED CONT SERV S	0.00	0.00	0.00	0.00	0.00	0.00	165 0.00
Education Fund	11700323	DRIVERS ED	4,500.00	2,871.67	0.00	0.00	-3,196.79	7,696.79	171.04
Education Fund	1170038021	DRIVER ED CAR INS	0.00	0.00	0.00	0.00	0.00	0.00	0.00
Education Fund	1170041021	DRIVERS ED SUPPLIES	2,019.00	0.00	0.00	0.00	2,019.00	0.00	0.00
Education Fund	1170041021	DRIVERS ED SUPPLIES S	0.00	0.00	0.00	0.00	0.00	0.00	0.00
Education Fund	1170041121	DR ED COMP TECH	0.00	0.00	0.00	0.00	0.00	0.00	0.00
Education Fund	1170042021	DRIVERS ED TEXTBOOKS	11,494.00	0.00	0.00	0.00	11,494.00	0.00	0.00
Education Fund	1170042021	DRIVERS ED TEXTBOOKS	0.00	0.00	0.00	0.00	0.00	0.00	0.00
Education Fund	11700464	DR ED GAS	9,000.00	624.72	0.00	377.64	4,470.21	4,152.15	46.14
Education Fund	1170049021	DRIVERS ED	0.00	0.00	0.00	0.00	0.00	0.00	0.00
Education Fund	1170049021	DRIVERS ED	0.00	0.00	0.00	0.00	0.00	0.00	0.00
Education Fund	1170054021	DRIVERS ED EQUIPMENT	0.00	0.00	0.00	0.00	0.00	0.00	0.00
Education Fund	1170054021	DRIVERS ED EQUIPMENT	0.00	0.00	0.00	0.00	0.00	0.00	0.00
Education Fund	1170055021	DRIVERS ED VEHICLES	40,000.00	0.00	0.00	0.00	40,000.00	0.00	0.00

Expenditure Report

Fiscal Year: 2022-2023
Month: March

COUNTY OF GRUNDY SCHOOL DIST 111

Fund Description	Account	Account Description	Revised Budget	MTD Activity	Encumbrance	Pending Activity	Available Funds	Year to Date Activity	Percent of Budget Used
Education Fund	1170064021	DRIVERS ED	0.00	0.00	0.00	0.00	0.00	0.00	0.00
Education Fund	1170064021	DRIVERS ED	0.00	0.00	0.00	0.00	0.00	0.00	0.00
Education Fund	11800110	ELL INSTRUCTION	0.00	0.00	0.00	0.00	0.00	0.00	0.00
Education Fund	11800211	ELL TRS	0.00	0.00	0.00	0.00	0.00	0.00	0.00
Education Fund	11900110	MINOOKA ACADEMY DIR	105,588.32	8,799.04	0.00	0.00	26,654.82	78,933.50	74.76
Education Fund	11900112	MINOOKA ACADEMY AIDE	34,291.13	2,857.60	0.00	0.00	8,718.17	25,572.96	74.58
Education Fund	11900211	MINOOKA ACADEMY TRS	12,673.66	1,056.12	0.00	0.00	3,199.42	9,474.24	74.76
Education Fund	11900222	MINOOKA ACADEMY	30,795.86	2,851.86	0.00	0.00	8,242.16	22,553.70	73.24
Education Fund		MINOOKA ACADEMY AIDE	19,986.91	1,849.94	0.00	0.00	5,352.13	14,634.78	73.22
Education Fund		MINOOKA ACADEMY	492.23	37.78	0.00	0.00	152.21	340.02	69.08
Education Fund	11900390	MINOOKA ACADEMY PUR	0.00	0.00	0.00	0.00	-325.00	325.00	166 0.00
Education Fund	11900332	MINOOKA ACADEMY	0.00	0.00	0.00	0.00	0.00	0.00	0.00
Education Fund	11900410	MINOOKA ACADEMY	0.00	0.00	0.00	0.00	0.00	0.00	0.00
Education Fund	11900411	MINOOKA ACADEMY COMP	0.00	0.00	0.00	0.00	0.00	0.00	0.00
Education Fund	11900420	MINOOKA ACADEMY	0.00	0.00	0.00	0.00	0.00	0.00	0.00
Education Fund	11900540	MINOOKA ACADEMY	0.00	0.00	0.00	0.00	0.00	0.00	0.00
Education Fund	11900640	MINOOKA ACADEMY	0.00	0.00	0.00	0.00	0.00	0.00	0.00
Education Fund	11912670	SPECIAL EDUCATION	1,772,852.00	211,586.62	0.00	161,468.73	257,934.92	1,353,448.35	76.34
Education Fund	12100112	ASST PRIN-LEARNING	0.00	0.00	0.00	0.00	0.00	0.00	0.00
Education Fund	12100113	MAIN OFFICE SECY	37,026.16	2,847.34	0.00	0.00	9,695.31	27,330.85	73.81
Education Fund	12100110	DIRECTOR STUDENT	133,954.19	11,162.84	0.00	0.00	33,488.63	100,465.56	75.00
Education Fund	12100111	DIR OF STUDENT SERV	0.00	0.00	0.00	0.00	0.00	0.00	0.00
Education Fund	12100120	SUMMER MAIN OFFICE	0.00	0.00	0.00	0.00	0.00	0.00	0.00
Education Fund	12100211	DIR OF STUDENT SERV	0.00	0.00	0.00	0.00	0.00	0.00	0.00

Expenditure Report

Fiscal Year: 2022-2023
Month: March

COUNTY OF GRUNDY SCHOOL DIST 111

Fund Description	Account	Account Description	Revised Budget	MTD Activity	Encumbrance	Pending Activity	Available Funds	Year to Date Activity	Percent of Budget Used
Education Fund	121002111	ASST PRIN-LEARNING TRS	0.00	0.00	0.00	0.00	0.00	0.00	0.00
Education Fund	10-2100-	DIRECTOR STUDENT SERV	16,413.07	1,367.78	0.00	0.00	4,103.05	12,310.02	75.00
Education Fund	10-2100-	DIRECTOR STUDENT	0.00	0.00	0.00	0.00	0.00	0.00	0.00
Education Fund	12100222	MAIN OFFICE GROUP INS	0.00	0.00	0.00	0.00	0.00	0.00	0.00
Education Fund		10 E 2100 2220 00 300	26,447.52	852.74	0.00	0.00	12,563.97	13,883.55	52.49
Education Fund	12100223	DIRECTOR STUDENT	100.00	8.40	0.00	0.00	26.80	73.20	73.20
Education Fund		10 E 2100 2230 00 300	0.00	0.00	0.00	0.00	-48.47	48.47	0.00
Education Fund	12100300	MAIN OFFICE PUR SERV	0.00	0.00	0.00	0.00	0.00	0.00	0.00
Education Fund	12100390	DIRECTOR STUDENT SERV	200.00	0.00	0.00	0.00	200.00	0.00	0.00
Education Fund	12100400	DIRECTOR STUDENT SERV	350.00	0.00	0.00	0.00	350.00	0.00	0.00
Education Fund	12100410	MAIN OFFICE SUPPLIES	0.00	0.00	0.00	0.00	0.00	0.00	167 0.00
Education Fund	12100540	MAIN OFFICE EQUIPMENT	0.00	0.00	0.00	0.00	0.00	0.00	0.00
Education Fund	12100640	CLINICS/WORKSHOPS	0.00	0.00	0.00	0.00	0.00	0.00	0.00
Education Fund	12100641	PROFESSIONAL DUES	0.00	0.00	0.00	0.00	0.00	0.00	0.00
Education Fund	12100642	DIR STUDENT SER	400.00	0.00	0.00	0.00	400.00	0.00	0.00
Education Fund	12100643	DIR STUDENT SERV	0.00	0.00	0.00	0.00	0.00	0.00	0.00
Education Fund	12110100	TITLE 1 SALARIES	20,326.04	1,693.88	0.00	0.00	5,169.04	15,157.00	74.57
Education Fund	10-2110-211	TITLE 1 SALARIES (IC)	2,439.58	381.00	0.00	0.00	-965.26	3,404.84	139.57
Education Fund	10-2110-222	TITLE 1 SALARIES (BMF 2)	11,966.74	1,104.68	0.00	0.00	3,230.38	8,736.36	73.01
Education Fund		TITLE I DENTAL INS	201.27	15.40	0.00	0.00	62.67	138.60	68.86
Education Fund	12113110	SOCIAL WORKER SALARY	235,800.22	18,710.54	0.00	0.00	64,714.19	171,086.03	72.56
Education Fund	12113211	SOCIAL WORKER TRS	28,302.86	2,245.80	0.00	0.00	7,767.45	20,535.41	72.56
Education Fund	12113222	SOCIAL WORKERS GROUP	57,518.59	5,327.28	0.00	0.00	15,374.83	42,143.76	73.27
Education Fund		SOCIAL WORKER DENTAL	1,275.42	97.94	0.00	0.00	393.96	881.46	69.11

Expenditure Report

Fiscal Year: 2022-2023
Month: March

COUNTY OF GRUNDY SCHOOL DIST 111

Fund Description	Account	Account Description	Revised Budget	MTD Activity	Encumbrance	Pending Activity	Available Funds	Year to Date Activity	Percent of Budget Used
Education Fund	12113390	SOCIAL WORKER PUR	0.00	0.00	0.00	0.00	0.00	0.00	0.00
Education Fund	121133902	SOCIAL WOKER CONT	0.00	0.00	0.00	0.00	0.00	0.00	0.00
Education Fund	12113332	SOCIAL WORKER	0.00	0.00	0.00	0.00	0.00	0.00	0.00
Education Fund	121133322	SOCIAL WORKER	0.00	0.00	0.00	0.00	0.00	0.00	0.00
Education Fund	12113410	SOCIAL WORKER	1,000.00	323.87	0.00	0.00	661.63	338.37	33.84
Education Fund	12113411	SOCIAL WKR COMP TECH	0.00	0.00	0.00	0.00	0.00	0.00	0.00
Education Fund	12113414	SOCIAL WORKER TESTING	0.00	0.00	0.00	0.00	0.00	0.00	0.00
Education Fund	121134102	SOCIAL WORKER	0.00	0.00	0.00	0.00	0.00	0.00	0.00
Education Fund	121134112	SOC WKR COMP TECK	0.00	0.00	0.00	0.00	0.00	0.00	0.00
Education Fund	121134142	SOCIAL WORKER TESTING	0.00	0.00	0.00	0.00	0.00	0.00	0.00
Education Fund	12113490	SOC WORKER	0.00	0.00	0.00	0.00	0.00	0.00	168 0.00
Education Fund	121134902	SOCIAL WORKER	0.00	0.00	0.00	0.00	0.00	0.00	0.00
Education Fund	12113640	SOC WORKER	0.00	0.00	0.00	0.00	0.00	0.00	0.00
Education Fund	121136402	SOCIAL WORKER	0.00	0.00	0.00	0.00	0.00	0.00	0.00
Education Fund	12120110	GUIDANCE SALARY	477,189.63	37,694.68	0.00	0.00	121,644.60	355,545.03	74.51
Education Fund		ESSER III - GUIDANCE	113,069.63	3,797.16	0.00	0.00	54,445.88	58,623.75	51.85
Education Fund	12120211	GUIDANCE TRS	57,276.59	4,524.44	0.00	0.00	14,601.03	42,675.56	74.51
Education Fund		ESSER TRS	13,571.63	854.08	0.00	0.00	814.03	12,757.60	94.00
Education Fund	12120222	GUIDANCE GROUP INS	140,658.19	10,873.42	0.00	0.00	53,072.62	87,585.57	62.27
Education Fund		ESSER MEDICAL INS	8,781.44	866.00	0.00	0.00	1,923.44	6,858.00	78.10
Education Fund		GUIDANCE DENTAL INS	3,244.52	226.68	0.00	0.00	1,185.51	2,059.01	63.46
Education Fund		ESSER DENTAL INS	544.03	37.78	0.00	0.00	204.01	340.02	62.50
Education Fund	12120314	GUIDANCE PUR SERV	100.00	0.00	0.00	0.00	0.00	100.00	100.00
Education Fund	12120415	A.P. TESTING SERVICES	0.00	0.00	0.00	0.00	0.00	0.00	0.00

Expenditure Report

Fiscal Year: 2022-2023
Month: March

COUNTY OF GRUNDY SCHOOL DIST 111

Fund Description	Account	Account Description	Revised Budget	MTD Activity	Encumbrance	Pending Activity	Available Funds	Year to Date Activity	Percent of Budget Used
Education Fund	121203142	GUIDANCE CONT SERV S	0.00	0.00	0.00	0.00	0.00	0.00	0.00
Education Fund	121204152	A.P. TESTING SERVICES S	0.00	0.00	0.00	0.00	0.00	0.00	0.00
Education Fund	12120411	GUIDANCE COMP TECH	0.00	0.00	0.00	0.00	0.00	0.00	0.00
Education Fund	12120412	GUIDANCE SUPPLIES	1,000.00	0.00	0.00	0.00	-2,760.09	3,760.09	376.01
Education Fund	12120414	GUIDANCE TESTING	500.00	0.00	0.00	0.00	500.00	0.00	0.00
Education Fund	1212041030	ALC SUPPLIES & S/W	0.00	0.00	0.00	0.00	0.00	0.00	0.00
Education Fund	121204112	GUIDANCE COMP TECH	0.00	0.00	0.00	0.00	0.00	0.00	0.00
Education Fund	121204122	GUIDANCE SUPPLIES S	500.00	38.69	0.00	0.00	350.31	149.69	29.94
Education Fund	121204142	GUIDANCE TESTING S	0.00	0.00	0.00	0.00	0.00	0.00	0.00
Education Fund	12120420	GUIDANCE REF BOOKS	0.00	0.00	0.00	0.00	0.00	0.00	0.00
Education Fund	121204202	GUIDANCE REFERENCE	0.00	0.00	0.00	0.00	0.00	0.00	169 0.00
Education Fund	12120540	GUIDANCE EQUIPMENT	0.00	0.00	0.00	0.00	0.00	0.00	0.00
Education Fund	121205402	GUIDANCE EQUIPMENT S	0.00	0.00	0.00	0.00	0.00	0.00	0.00
Education Fund	12120640	GUIDANCE DUES	0.00	0.00	0.00	0.00	0.00	0.00	0.00
Education Fund	12120641	GUIDANCE	0.00	0.00	0.00	0.00	0.00	0.00	0.00
Education Fund	121206402	GUIDANCE DUES/FEES/LIT	0.00	0.00	0.00	0.00	0.00	0.00	0.00
Education Fund	121206412	GUIDANCE	0.00	0.00	0.00	0.00	-690.00	690.00	0.00
Education Fund	12125110	REGISTRAR SALARY	45,532.50	3,794.38	0.00	0.00	8,960.50	36,572.00	80.32
Education Fund	12125111	ACADEMIC RESOURCE	46,279.20	3,805.58	0.00	0.00	16,366.44	29,912.76	64.64
Education Fund	12125112	ASST. REGISTRAR	33,501.00	2,894.12	0.00	0.00	7,462.55	26,038.45	77.72
Education Fund	12125211	CAREER CENTER TRS	0.00	0.00	0.00	0.00	0.00	0.00	0.00
Education Fund	12125222	REGISTRAR GROUP INS	29,264.66	2,709.90	0.00	0.00	7,832.84	21,431.82	73.23
Education Fund	12125223	CAREER CTR GROUP INS	8,820.69	2,696.64	0.00	0.00	-9,171.25	17,991.94	203.97
Education Fund	10-2125-	ASST. REGISTRAR (BMF)	4.00	2,613.12	0.00	0.00	-12,476.96	12,480.96	312,024.00

Expenditure Report

Fiscal Year: 2022-2023
Month: March

COUNTY OF GRUNDY SCHOOL DIST 111

Fund Description	Account	Account Description	Revised Budget	MTD Activity	Encumbrance	Pending Activity	Available Funds	Year to Date Activity	Percent of Budget Used
Education Fund		REGISTRAR DENTAL INS	492.23	37.78	0.00	0.00	152.21	340.02	69.08
Education Fund		10 E 2125 2230 00 300	0.00	0.00	0.00	0.00	-170.01	170.01	0.00
Education Fund		ASST. REGISTRAR DENTAL	0.00	36.43	0.00	0.00	-187.55	187.55	0.00
Education Fund	12125300	REGISTRAR PUR SERV	0.00	0.00	0.00	0.00	0.00	0.00	0.00
Education Fund	12125390	CAREER CTR PUR SERV	0.00	0.00	0.00	0.00	0.00	0.00	0.00
Education Fund	121253002	REGISTRAR CONT SERV S	8,000.00	1,259.42	0.00	0.00	3,732.44	4,267.56	53.34
Education Fund	121253902	CAREER CTR CONT SERV	0.00	0.00	0.00	0.00	0.00	0.00	0.00
Education Fund	12125323	CAREER CTR	0.00	0.00	0.00	0.00	0.00	0.00	0.00
Education Fund	12125324	REGISTRAR REPAIR/MAINT	0.00	0.00	0.00	0.00	0.00	0.00	0.00
Education Fund	121253232	CAREER CTR	0.00	0.00	0.00	0.00	0.00	0.00	0.00
Education Fund	121253242	REGISTRAR REPAIR/MAINT	0.00	0.00	0.00	0.00	0.00	0.00	170 0.00
Education Fund	12125410	CAREER CENTER	0.00	0.00	0.00	0.00	0.00	0.00	0.00
Education Fund	121254101	CAREER CENTER COMP	0.00	0.00	0.00	0.00	0.00	0.00	0.00
Education Fund	12125411	REGISTRAR SUPPLIES	1,500.00	0.00	0.00	0.00	1,022.93	477.07	31.80
Education Fund	12125412	REGISTRAR COMP TECH	0.00	0.00	0.00	0.00	0.00	0.00	0.00
Education Fund	121254102	CAREER CTR SUPPLIES S	0.00	0.00	0.00	0.00	0.00	0.00	0.00
Education Fund	121254112	REGISTRAR SUPPLIES S	0.00	0.00	0.00	0.00	0.00	0.00	0.00
Education Fund	121254122	REGISTRAR COMP TECH	0.00	0.00	0.00	0.00	0.00	0.00	0.00
Education Fund	12125540	CAREER CTR EQUIPMENT	0.00	0.00	0.00	0.00	0.00	0.00	0.00
Education Fund	12125541	REGISTRAR EQUIPMENT	0.00	0.00	0.00	0.00	0.00	0.00	0.00
Education Fund	121255402	CAREER CTR EQUIPMENT	0.00	0.00	0.00	0.00	0.00	0.00	0.00
Education Fund	121255412	REGISTRAR EQUIPMENT S	0.00	0.00	0.00	0.00	0.00	0.00	0.00
Education Fund		ARP - IDEA NURSE	0.00	11,358.30	0.00	-198.00	-11,160.30	11,358.30	0.00
Education Fund	12134110	NURSE SALARY	46,324.08	3,803.58	0.00	0.00	6,115.51	40,208.57	86.80

Expenditure Report

Fiscal Year: 2022-2023
Month: March

COUNTY OF GRUNDY SCHOOL DIST 111

Fund Description	Account	Account Description	Revised Budget	MTD Activity	Encumbrance	Pending Activity	Available Funds	Year to Date Activity	Percent of Budget Used
Education Fund	12134111	NURSE SALARY S.C.	101,424.08	5,777.26	0.00	0.00	50,094.91	51,329.17	50.61
Education Fund	12134211	NURSE TRS	0.00	0.00	0.00	0.00	0.00	0.00	0.00
Education Fund	10-2134-	NURSE SALARY S.C. (IC)	0.00	0.00	0.00	0.00	0.00	0.00	0.00
Education Fund	12134222	NURSE GROUP INS	53.20	4.20	0.00	0.00	12.76	40.44	76.02
Education Fund	10-2134-	NURSE SALARY S.C.	45.60	4.00	0.00	0.00	7.80	37.80	82.89
Education Fund	12134300	NURSE PUR SERV	0.00	0.00	0.00	0.00	-517.85	517.85	0.00
Education Fund	121343002	NURSE CONT SERV S	0.00	0.00	0.00	0.00	0.00	0.00	0.00
Education Fund	12134323	NURSE REPAIR/MAINT	0.00	0.00	0.00	0.00	0.00	0.00	0.00
Education Fund	121343232	NURSE REPAIR/MAINT S	0.00	0.00	0.00	0.00	0.00	0.00	0.00
Education Fund	12134410	NURSE SUPPLIES	5,500.00	325.45	1,751.05	0.00	1,164.96	2,583.99	46.98
Education Fund	12134411	NURSES SUPPLIES-BBP	0.00	0.00	0.00	0.00	0.00	0.00	171 0.00
Education Fund	12134412	NURSE COMP TECH	0.00	0.00	0.00	0.00	0.00	0.00	0.00
Education Fund	121344102	NURSE SUPPLIES S	100.00	0.00	0.00	0.00	-351.92	451.92	451.92
Education Fund	121344112	NURSES SUPPLIES-BBP S	0.00	0.00	0.00	0.00	0.00	0.00	0.00
Education Fund	121344122	NURSE COMP TECH	0.00	0.00	0.00	0.00	0.00	0.00	0.00
Education Fund	12134420	RN REFERENCE BOOKS	0.00	0.00	0.00	0.00	0.00	0.00	0.00
Education Fund	121344202	NURSE REFERENCE	0.00	0.00	0.00	0.00	0.00	0.00	0.00
Education Fund	12134540	NURSE EQUIPMENT	0.00	0.00	0.00	0.00	0.00	0.00	0.00
Education Fund	121345402	NURSE EQUIPMENT S	0.00	0.00	0.00	0.00	0.00	0.00	0.00
Education Fund	12140110	PSYCHOLOGIST SALARY	161,626.02	12,767.34	0.00	0.00	43,158.97	118,467.05	73.30
Education Fund	10-2140-211	PSYCHOLOGIST TRS	19,399.81	1,532.48	0.00	0.00	5,180.17	14,219.64	73.30
Education Fund	12140222	PSYCHOLOGIST	100.00	8.40	0.00	0.00	26.80	73.20	73.20
Education Fund	12140400	PSYCHOLOGIST SUPPLIES	0.00	0.00	0.00	0.00	0.00	0.00	0.00
Education Fund	12142300	PSYCHOLOGICAL	0.00	0.00	0.00	0.00	0.00	0.00	0.00

Expenditure Report

Fiscal Year: 2022-2023
Month: March

COUNTY OF GRUNDY SCHOOL DIST 111

Fund Description	Account	Account Description	Revised Budget	MTD Activity	Encumbrance	Pending Activity	Available Funds	Year to Date Activity	Percent of Budget Used
Education Fund	10-2190-	CSBO SALARY (BIMRF)	0.00	0.00	0.00	0.00	0.00	0.00	0.00
Education Fund		TITLE II SALARIES	0.00	0.00	0.00	0.00	0.00	0.00	0.00
Education Fund	12210110	DIRECTOR C/I SALARY	101,115.38	10,833.34	0.00	0.00	14,115.40	86,999.98	86.04
Education Fund	12210112	PROF. DEVELOPMENT	0.00	0.00	0.00	0.00	0.00	0.00	0.00
Education Fund	12210113	SPECIAL ED TEACHERS -	0.00	0.00	0.00	0.00	0.00	0.00	0.00
Education Fund	122101173	Title II Salaries	18,000.00	0.00	0.00	0.00	12,000.00	6,000.00	33.33
Education Fund	12210111	DIR C/I SEC. SALARY	35,000.00	2,796.62	0.00	0.00	9,273.95	25,726.05	73.50
Education Fund		TITLE II TRS	2,160.52	0.00	0.00	0.00	2,160.52	0.00	0.00
Education Fund	10-2210-	DIRECTOR C/I SALARY (BT)	12,389.41	1,327.38	0.00	0.00	1,729.53	10,659.88	86.04
Education Fund	12210211	DIR OF C/I TRS	0.00	0.00	0.00	0.00	0.00	0.00	0.00
Education Fund		10 E 2210 2110 00 300	0.00	0.00	0.00	0.00	0.00	0.00	172 0.00
Education Fund	10-2210-	DIRECTOR C/I SALARY	0.00	0.00	0.00	0.00	0.00	0.00	0.00
Education Fund	12210222	DIRECTOR C/I INS	27,009.86	2,727.02	0.00	0.00	7,667.70	19,342.16	71.61
Education Fund		10 E 2210 2220 00 300	0.00	0.00	0.00	0.00	0.00	0.00	0.00
Education Fund	12210223	DIR C/I SEC INSURANCE	28,997.98	2,709.90	0.00	0.00	7,695.69	21,302.29	73.46
Education Fund		DIRECTOR C/I DENTAL INS	1,458.53	120.54	0.00	0.00	494.21	964.32	66.12
Education Fund		10 E 2210 2230 00 300	0.00	0.00	0.00	0.00	0.00	0.00	0.00
Education Fund		DIR C/I SEC DENTAL INS	487.78	37.78	0.00	0.00	149.97	337.81	69.25
Education Fund	12210305	TITLE II PURCHASE	20,000.00	0.00	0.00	0.00	4,738.64	15,261.36	76.31
Education Fund	12200303	IDEA PART B SP ED PROF	0.00	0.00	0.00	0.00	0.00	0.00	0.00
Education Fund	12200304	IDEA PART B SP ED PROF	0.00	0.00	0.00	0.00	0.00	0.00	0.00
Education Fund	12210300	IDEA PART B SP ED PROF	10,000.00	677.51	385.00	0.00	4,796.62	4,818.38	48.18
Education Fund	12210302	IDEA PART B SP ED PROF	0.00	0.00	0.00	0.00	0.00	0.00	0.00
Education Fund	12210303	IDEA PART B SP ED PROF	0.00	0.00	0.00	0.00	0.00	0.00	0.00

Expenditure Report

Fiscal Year: 2022-2023
Month: March

COUNTY OF GRUNDY SCHOOL DIST 111

Fund Description	Account	Account Description	Revised Budget	MTD Activity	Encumbrance	Pending Activity	Available Funds	Year to Date Activity	Percent of Budget Used
Education Fund	12210304	IDEA PART B SP ED PROF	0.00	0.00	0.00	0.00	0.00	0.00	0.00
Education Fund	12210306	TESTING SERVICE	80,000.00	0.00	102,520.00	0.00	-37,371.20	14,851.20	18.56
Education Fund	12210390	DIRECTOR C/I PURCHASE	0.00	0.00	0.00	0.00	0.00	0.00	0.00
Education Fund	1221031005	PROF DEVEL ENGLISH	3,800.00	385.00	0.00	0.00	2,837.00	963.00	25.34
Education Fund	1221031106	PROF DEVEL WORLD	3,800.00	0.00	410.00	0.00	2,046.00	1,344.00	35.37
Education Fund	1221031210	PROF DEVEL CTE	3,800.00	0.00	500.00	0.00	4,631.00	-1,331.00	-35.03
Education Fund	1221030811	PROF DELEV MATH	3,800.00	100.00	0.00	0.00	2,000.20	1,799.80	47.36
Education Fund	1221030913	PROF DEVEL SCIENCE	3,800.00	0.00	0.00	0.00	3,501.00	299.00	7.87
Education Fund	1221031315	PROF DEVEL SOCIAL	3,800.00	0.00	0.00	0.00	3,683.95	116.05	3.05
Education Fund	1221030750	PROF DEVEL	3,800.00	0.00	0.00	0.00	3,225.00	575.00	15.13
Education Fund	12210301	PROF. DEVELOPMENT	17,000.00	199.00	798.00	0.00	9,458.22	6,743.78	173 39.67
Education Fund	12210401	SPECIAL ED GRANT	0.00	0.00	0.00	0.00	0.00	0.00	0.00
Education Fund	12210400	DIRECTOR C/I SUPPLIES	3,000.00	0.00	0.00	0.00	2,568.39	431.61	14.39
Education Fund	12210402	TITLE II SUPPLIES	1,500.00	0.00	0.00	136.91	-786.55	2,149.64	143.31
Education Fund	12210640	DIRECTOR C/I	0.00	0.00	0.00	0.00	-419.00	419.00	0.00
Education Fund	12210642	DIRECTOR C/I	0.00	0.00	0.00	0.00	0.00	0.00	0.00
Education Fund	12212211	CURR DEVELOP/LEARN	0.00	0.00	0.00	0.00	0.00	0.00	0.00
Education Fund	12213211	TYPE 75 TRS	0.00	0.00	0.00	0.00	0.00	0.00	0.00
Education Fund	12220400	LIBRARY CHAPTER II	0.00	0.00	0.00	0.00	0.00	0.00	0.00
Education Fund	12222110	CYBRARY AIDE SALARY	53,689.20	4,489.10	0.00	0.00	13,470.80	40,218.40	74.91
Education Fund	12222111	LIBRARY SALARY	55,861.45	4,412.66	0.00	0.00	15,174.23	40,687.22	72.84
Education Fund	12222112	CYBRARY AIDE SALARY	27,667.20	2,305.60	0.00	0.00	6,902.32	20,764.88	75.05
Education Fund	12222211	LIBRARY TRS	0.00	0.00	0.00	0.00	0.00	0.00	0.00
Education Fund		LIBRARY TRS	6,704.99	529.66	0.00	0.00	1,821.22	4,883.77	72.84

Expenditure Report

Fiscal Year: 2022-2023
Month: March

COUNTY OF GRUNDY SCHOOL DIST 111

Fund Description	Account	Account Description	Revised Budget	MTD Activity	Encumbrance	Pending Activity	Available Funds	Year to Date Activity	Percent of Budget Used
Education Fund	122222112	LIB ASST TRS S.C.	0.00	0.00	0.00	0.00	0.00	0.00	0.00
Education Fund	12222222	LIBRARY AIDE GROUP INS	29,092.27	3,549.38	0.00	0.00	5,220.37	23,871.90	82.06
Education Fund		LIBRARY GROUP INS	9,372.00	866.00	0.00	0.00	2,514.00	6,858.00	73.18
Education Fund	10-2222-	LIB ASST SALARY S.C.	29,092.27	2,696.64	0.00	0.00	7,778.59	21,313.68	73.26
Education Fund		LIBRARY DENT INS	492.23	37.78	0.00	0.00	152.21	340.02	69.08
Education Fund	12222300	LIBRARY CONTRACT SERV	0.00	0.00	0.00	0.00	0.00	0.00	0.00
Education Fund	122223002	LIBRARY CONT SERV S.C.	0.00	0.00	0.00	0.00	0.00	0.00	0.00
Education Fund	12222410	LIBRARY SUPPLIES	9,000.00	0.00	461.21	0.00	3,989.02	4,549.77	50.55
Education Fund	12222411	LIBRARY COMP TECH	0.00	0.00	0.00	0.00	0.00	0.00	0.00
Education Fund	122224102	LIBRARY SUPPLIES S.C.	0.00	0.00	0.00	0.00	0.00	0.00	0.00
Education Fund	122224112	LIBRARY COMP TECH	0.00	0.00	0.00	0.00	0.00	0.00	174 0.00
Education Fund	12222430	LIBRARY BOOKS	20,000.00	680.42	4,175.64	-59.29	26.01	15,857.64	79.29
Education Fund	12222431	PER CAPITA GRANT	2,000.00	0.00	0.00	0.00	2,000.00	0.00	0.00
Education Fund	122224302	LIBRARY BOOKS S.C.	0.00	0.00	0.00	0.00	0.00	0.00	0.00
Education Fund	12222440	LIBRARY PERIODICALS	60,000.00	0.00	25,376.61	0.00	841.77	33,781.62	56.30
Education Fund	122224402	LIBRARY PERIODICALS	0.00	0.00	0.00	0.00	0.00	0.00	0.00
Education Fund	12222540	LIBRARY EQUIPMENT	0.00	0.00	0.00	0.00	0.00	0.00	0.00
Education Fund	122225402	LIBRARY EQUIPMENT S.C.	0.00	0.00	0.00	0.00	0.00	0.00	0.00
Education Fund	12222640	LIBRARY DUES/FEES/LIT	0.00	0.00	0.00	0.00	0.00	0.00	0.00
Education Fund	122226402	LIBRARY DUES/FEES/LIT S	0.00	0.00	0.00	0.00	0.00	0.00	0.00
Education Fund	12225110	TECH COORD SALARY	96,632.75	8,052.72	0.00	0.00	24,158.27	72,474.48	75.00
Education Fund	12225111	TECH ASST SALARY	127,841.60	8,570.14	0.00	0.00	64,764.79	63,076.81	49.34
Education Fund	12225112	TECH/CYBRARY AIDE	0.00	0.00	0.00	0.00	0.00	0.00	0.00
Education Fund	12225113	TECH ASST SALARY S.C.	66,204.70	5,517.06	0.00	0.00	18,018.70	48,186.00	72.78

Expenditure Report

Fiscal Year: 2022-2023
Month: March

COUNTY OF GRUNDY SCHOOL DIST 111

Fund Description	Account	Account Description	Revised Budget	MTD Activity	Encumbrance	Pending Activity	Available Funds	Year to Date Activity	Percent of Budget Used
Education Fund	12225120	SUMMER TECH HELPERS	15,000.00	0.00	0.00	0.00	4,625.32	10,374.68	69.16
Education Fund	12225211	TECH/CYBRARY AIDE TRS	0.00	0.00	0.00	0.00	0.00	0.00	0.00
Education Fund	10-2225-	TECH ASST SALARY S.C.	0.00	0.00	0.00	0.00	0.00	0.00	0.00
Education Fund	12225222	TECHNOLOGY GROUP INS	30,795.86	2,851.86	0.00	0.00	7,961.89	22,833.97	74.15
Education Fund		TECH ASST GROUP INS	35,481.86	2,851.86	0.00	0.00	13,062.31	22,419.55	63.19
Education Fund		TECH COORD GROUP INS	12,154.34	2,250.15	0.00	0.00	3,859.67	8,294.67	68.24
Education Fund		TECH COORD DENTAL INS	0.00	37.78	0.00	0.00	-336.04	336.04	0.00
Education Fund		TECH ASST DENTAL INS	984.46	37.78	0.00	0.00	646.22	338.24	34.36
Education Fund		TECH/HR DENTAL INS	0.00	56.68	0.00	0.00	-510.12	510.12	0.00
Education Fund	12225300	COMPUTER CONTRACT	4,500.00	0.00	1,152.00	0.00	449.76	2,898.24	64.41
Education Fund	12225301	INTERNET SERVICE	54,000.00	5,093.45	0.00	0.00	8,107.07	45,892.93	175 84.99
Education Fund	12225390	CLOSING THE GAP	0.00	0.00	0.00	0.00	0.00	0.00	0.00
Education Fund	12225393	POWER SCHOOL TECH	48,000.00	0.00	0.00	0.00	-4,859.81	52,859.81	110.12
Education Fund	12225400	COMPUTER RESALE	0.00	0.00	0.00	0.00	0.00	0.00	0.00
Education Fund	12225410	COMPUTER SUPPLIES	25,000.00	1,145.19	3,710.99	0.00	10,097.64	11,191.37	44.77
Education Fund	12225411	COMPUTER COMP TECH	100.00	0.00	0.00	0.00	4.45	95.55	95.55
Education Fund	12225420	COMPUTER TEXTBOOKS	0.00	0.00	0.00	0.00	0.00	0.00	0.00
Education Fund	12225490	COMPUTER SOFTWARE	188,000.00	211.96	189.98	0.00	127.67	187,682.35	99.83
Education Fund	12225540	COMPUTER EQUIPMENT	30,000.00	0.00	1,032.40	0.00	10,025.08	18,942.52	63.14
Education Fund	12225541	TECH COMPUTER LEASE	385,000.00	35,591.12	247,346.00	0.00	-242,855.99	380,509.99	98.83
Education Fund	12225542	COMPUTER LEASE	0.00	0.00	0.00	0.00	0.00	0.00	0.00
Education Fund	12225543	POWER SCHOOL	0.00	0.00	0.00	0.00	0.00	0.00	0.00
Education Fund	12225640	COMPUTER DUES &	0.00	0.00	0.00	0.00	0.00	0.00	0.00
Education Fund	12225710	COMPUTERS - NON	0.00	0.00	0.00	0.00	0.00	0.00	0.00

Expenditure Report

Fiscal Year: 2022-2023
Month: March

COUNTY OF GRUNDY SCHOOL DIST 111

Fund Description	Account	Account Description	Revised Budget	MTD Activity	Encumbrance	Pending Activity	Available Funds	Year to Date Activity	Percent of Budget Used
Education Fund		DIST 111 GROUP DENTAL	0.00	0.00	0.00	0.00	0.00	0.00	0.00
Education Fund	12230300	TITLE 1 PURCHASE	1,500.00	0.00	0.00	250.00	150.00	1,100.00	73.33
Education Fund	12230400	IDEA SUPPLIES SOC	0.00	0.00	963.50	0.00	-3,027.00	2,063.50	0.00
Education Fund	12300100	TITLE 1 DIRECTOR	0.00	0.00	0.00	0.00	0.00	0.00	0.00
Education Fund	12300120	TEST PROCTOR	0.00	0.00	0.00	0.00	0.00	0.00	0.00
Education Fund	10-2300-211	TEST PROCTOR (BT)	0.00	0.00	0.00	0.00	0.00	0.00	0.00
Education Fund	10-2300-222	TEST PROCTOR (BME	0.00	0.00	0.00	0.00	0.00	0.00	0.00
Education Fund	12300500	IDEA GRANT DIR STUDENT	0.00	0.00	0.00	0.00	0.00	0.00	0.00
Education Fund	12310200	BOARD OF ED-OTHER	0.00	0.00	0.00	0.00	0.00	0.00	0.00
Education Fund	12310211	BOARD OF ED TRS	0.00	0.00	0.00	0.00	0.00	0.00	0.00
Education Fund	12310222	COBRA INSURANCE	0.00	0.00	0.00	0.00	0.00	0.00	176 0.00
Education Fund	12310301	FORMER EMPLOYEE	0.00	0.00	0.00	0.00	0.00	0.00	0.00
Education Fund	12310300	BOARD OF ED PUR SERV	35,000.00	540.00	0.00	0.00	19,954.25	15,045.75	42.99
Education Fund	12310302	COBRA INSURANCE	0.00	0.00	0.00	0.00	0.00	0.00	0.00
Education Fund	12310310	ARCHITECT FEES	0.00	0.00	0.00	0.00	0.00	0.00	0.00
Education Fund	12310311	HEARING OFFICER PUR	7,500.00	0.00	0.00	0.00	4,650.00	2,850.00	38.00
Education Fund	12310316	TREES ADMIN	5,000.00	0.00	0.00	0.00	-91.00	5,091.00	101.82
Education Fund	12310314	REVTRAK CREDIT CARD	50,000.00	1,364.78	0.00	0.00	17,283.84	32,716.16	65.43
Education Fund	12310317	AUDIT SERVICES	10,750.00	0.00	0.00	0.00	0.00	10,750.00	100.00
Education Fund	12310315	ASSESSMENT APPEALS	0.00	0.00	0.00	0.00	0.00	0.00	0.00
Education Fund	12310318	ATTORNEY FEES	0.00	0.00	0.00	0.00	0.00	0.00	0.00
Education Fund	12310319	BACKGROUND INVEST	5,000.00	0.00	0.00	0.00	5,000.00	0.00	0.00
Education Fund	12310380	GEN LIABILITY INSURANCE	0.00	0.00	0.00	0.00	0.00	0.00	0.00
Education Fund	12310381	INSURANCE CONSULTING	0.00	0.00	0.00	0.00	0.00	0.00	0.00

Expenditure Report

Fiscal Year: 2022-2023
Month: March

COUNTY OF GRUNDY SCHOOL DIST 111

Fund Description	Account	Account Description	Revised Budget	MTD Activity	Encumbrance	Pending Activity	Available Funds	Year to Date Activity	Percent of Budget Used
Education Fund	12310382	TREASURERS BOND	12,500.00	0.00	0.00	0.00	106.00	12,394.00	99.15
Education Fund	12310390	BOARD OF ED/OTH PUR	0.00	0.00	0.00	0.00	0.00	0.00	0.00
Education Fund	12310411	DONATIONS	0.00	0.00	0.00	0.00	0.00	0.00	0.00
Education Fund	12310410	BOARD OF ED SUPPLIES	20,000.00	494.93	2,132.93	197.75	6,093.57	11,575.75	57.88
Education Fund	12310412	EDUCATION FOUNDATION	2,500.00	0.00	1,311.72	0.00	-1,435.56	2,623.84	104.95
Education Fund	12310540	BOARD OF ED EQUIPMENT	0.00	0.00	0.00	0.00	0.00	0.00	0.00
Education Fund	12310640	BOARD OF ED CLINICS	10,000.00	0.00	0.00	0.00	2,510.91	7,489.09	74.89
Education Fund	12310641	BOARD OF ED DUES	30,000.00	0.00	0.00	0.00	27,673.21	2,326.79	7.76
Education Fund	12312110	BOARD SECY SALARY	0.00	0.00	0.00	0.00	0.00	0.00	0.00
Education Fund	12313110	PERFORMANCE PAY	0.00	0.00	0.00	0.00	0.00	0.00	0.00
Education Fund	12313211	PERFORMANCE TRS	0.00	0.00	0.00	0.00	0.00	0.00	177 0.00
Education Fund	12313216	PERFORMANCE ANNUITY	0.00	0.00	0.00	0.00	0.00	0.00	0.00
Education Fund	12321110	SUPT SECY SALARY	54,337.50	4,528.12	0.00	0.00	12,539.42	41,798.08	76.92
Education Fund	12321111	SUPT SALARY	188,000.00	15,666.66	0.00	0.00	47,000.06	140,999.94	75.00
Education Fund	12321112	PRIOR SUPERINTENDENT	0.00	0.00	0.00	0.00	0.00	0.00	0.00
Education Fund	12321113	INTERIM SUPT SALARY	0.00	0.00	0.00	0.00	0.00	0.00	0.00
Education Fund	12321211		0.00	0.00	0.00	0.00	0.00	0.00	0.00
Education Fund	12321212	SUPT TRS	23,035.26	1,919.60	0.00	0.00	5,758.86	17,276.40	75.00
Education Fund	12321216	SUPT ANNUITY	0.00	0.00	0.00	0.00	0.00	0.00	0.00
Education Fund	10-2321-	SUPT SALARY (GTL)	0.00	0.00	0.00	0.00	0.00	0.00	0.00
Education Fund	12321222	SUPT GROUP INS	29,092.21	2,709.90	0.00	0.00	7,660.39	21,431.82	73.67
Education Fund	12321223	SUPT SECY GROUP INS	9,532.51	2,737.10	0.00	0.00	-12,139.31	21,671.82	227.35
Education Fund		SUPT SEC DENTAL INS	471.89	37.78	0.00	0.00	131.87	340.02	72.05
Education Fund		SUPT DENTAL INS	1,591.13	120.54	0.00	0.00	506.27	1,084.86	68.18

Expenditure Report

Fiscal Year: 2022-2023
Month: March

COUNTY OF GRUNDY SCHOOL DIST 111

Fund Description	Account	Account Description	Revised Budget	MTD Activity	Encumbrance	Pending Activity	Available Funds	Year to Date Activity	Percent of Budget Used
Education Fund	12321390	SUPT CONTRACT SERV	0.00	0.00	0.00	0.00	0.00	0.00	0.00
Education Fund	12321310	SUPT PHYSICAL	0.00	0.00	0.00	0.00	0.00	0.00	0.00
Education Fund	12321323	SUPT REPAIR/MAINT	0.00	0.00	0.00	0.00	0.00	0.00	0.00
Education Fund	12321332	SUPT SECY MILEAGE	0.00	0.00	0.00	0.00	0.00	0.00	0.00
Education Fund	12321333	SUPT MILEAGE	2,000.00	0.00	0.00	0.00	2,000.00	0.00	0.00
Education Fund	12321410	SUPT SUPPLIES	2,500.00	0.00	222.21	190.00	1,072.38	1,015.41	40.62
Education Fund	12321540	SUPT EQUIPMENT	0.00	0.00	0.00	0.00	0.00	0.00	0.00
Education Fund	12321640	SUPT DUES/LIT	2,500.00	0.00	0.00	0.00	-416.00	2,916.00	116.64
Education Fund	12321641	SUPT SECY CLINIC	0.00	0.00	0.00	0.00	0.00	0.00	0.00
Education Fund	12321642	SUPT CLINIC	1,000.00	0.00	0.00	0.00	-189.66	1,189.66	118.97
Education Fund	12300400	IDEA GRANT GENERAL	0.00	0.00	0.00	0.00	0.00	0.00	178 0.00
Education Fund	12410110	PRIN SECYS SALARY	42,022.50	3,534.21	0.00	0.00	10,004.54	32,017.96	76.19
Education Fund	12410111	PRINCIPAL SALARY	145,000.00	12,083.34	0.00	0.00	36,249.94	108,750.06	75.00
Education Fund	12410112	ASST PRIN SECY SALARY	58,592.73	4,882.72	0.00	0.00	14,241.14	44,351.59	75.69
Education Fund	12410113	ASST PRINCIPAL SALARY	128,490.24	10,707.52	0.00	0.00	32,122.56	96,367.68	75.00
Education Fund	12410115	DEANS SALARY	336,921.03	26,811.04	0.00	0.00	92,581.31	244,339.72	72.52
Education Fund	124101132	ASST PRIN SALARY S.C.	108,360.00	9,030.00	0.00	0.00	27,090.00	81,270.00	75.00
Education Fund	12410114	PRINCIPAL SALARY S.C.	0.00	0.00	0.00	0.00	0.00	0.00	0.00
Education Fund	12410211	PRINCIPAL TRS	0.00	0.00	0.00	0.00	0.00	0.00	0.00
Education Fund	12410212	PRINCIPAL TRS	17,766.56	1,480.54	0.00	0.00	4,441.70	13,324.86	75.00
Education Fund		ASST PRINCIPAL TRS	15,743.65	1,311.96	0.00	0.00	3,936.01	11,807.64	75.00
Education Fund		DEANS TRS	40,440.29	3,218.13	0.00	0.00	11,112.06	29,328.23	72.52
Education Fund	12410214	PRINCIPAL TRS S.C.	13,277.13	1,106.42	0.00	0.00	3,319.35	9,957.78	75.00
Education Fund	10-2410-	PRINCIPAL SALARY (GTL)	0.00	0.00	0.00	0.00	0.00	0.00	0.00

Expenditure Report

Fiscal Year: 2022-2023
Month: March

COUNTY OF GRUNDY SCHOOL DIST 111

Fund Description	Account	Account Description	Revised Budget	MTD Activity	Encumbrance	Pending Activity	Available Funds	Year to Date Activity	Percent of Budget Used
Education Fund	10-2410-	ASST PRIN SALARY S.C.	0.00	0.00	0.00	0.00	0.00	0.00	0.00
Education Fund	12410222	PRIN SEC GROUP INS	9,856.18	910.88	0.00	0.00	2,643.46	7,212.72	73.18
Education Fund	12410223	PRINCIPAL GROUP INS	29,502.26	2,728.28	0.00	0.00	7,907.30	21,594.96	73.20
Education Fund	12410224	ASST PRIN SEC GROUP	19,986.91	1,849.94	0.00	0.00	5,352.13	14,634.78	73.22
Education Fund		ASST PRIN GROUP INS	31,012.34	2,868.90	0.00	0.00	8,307.20	22,705.14	73.21
Education Fund		DEANS GROUP INS	74,017.20	7,049.16	0.00	0.00	18,255.60	55,761.60	75.34
Education Fund	10-2410-	ASST PRIN S.C. MEDICAL	371.98	28.62	0.00	0.00	117.04	254.94	68.54
Education Fund		PRIN SEC DENTAL INS	492.23	37.78	0.00	0.00	152.21	340.02	69.08
Education Fund		PRINCIPAL DENTAL INS	1,570.27	120.54	0.00	0.00	485.41	1,084.86	69.09
Education Fund		ASST PRIN SEC DENTAL	492.23	37.78	0.00	0.00	152.21	340.02	69.08
Education Fund		ASST PRIN DENTAL INS	1,570.27	37.78	0.00	0.00	733.69	836.58	179 53.28
Education Fund		DEANS DENTAL INS	1,687.44	132.24	0.00	0.00	497.28	1,190.16	70.53
Education Fund		ASST PRIN S.C. DENTAL	0.00	0.00	0.00	0.00	0.00	0.00	0.00
Education Fund	12410390	ASST PRIN PURCHASE	2,500.00	0.00	0.00	0.00	239.30	2,260.70	90.43
Education Fund	12410391	PRIN PURCHASE SERV	0.00	0.00	0.00	0.00	0.00	0.00	0.00
Education Fund	124103902	ASST PRIN CONT SERV S	0.00	0.00	0.00	0.00	0.00	0.00	0.00
Education Fund	124103912	PRIN CONT SERV S	0.00	0.00	0.00	0.00	0.00	0.00	0.00
Education Fund	12410340	POSTAGE	26,000.00	1,000.00	0.00	2,535.34	12,664.32	10,800.34	41.54
Education Fund	12410410	ASST PRIN SUPPLIES	15,000.00	0.00	0.00	0.00	5,004.89	9,995.11	66.63
Education Fund	12410411	PRINCIPAL SUPPLIES	15,000.00	0.00	0.00	0.00	5,163.08	9,836.92	65.58
Education Fund	12410412	GRADUATION SUPPLIES	15,000.00	169.95	0.00	0.00	14,569.49	430.51	2.87
Education Fund	12410413	PRINCIPAL COMP TECH	0.00	0.00	0.00	0.00	0.00	0.00	0.00
Education Fund	12410414	ASST PRIN COMP TECH	0.00	0.00	0.00	0.00	0.00	0.00	0.00
Education Fund	12410415	IMTT GRANT SUPPLIES	0.00	0.00	0.00	0.00	0.00	0.00	0.00

Expenditure Report

Fiscal Year: 2022-2023
Month: March

COUNTY OF GRUNDY SCHOOL DIST 111

Fund Description	Account	Account Description	Revised Budget	MTD Activity	Encumbrance	Pending Activity	Available Funds	Year to Date Activity	Percent of Budget Used
Education Fund	124104102	ASST PRIN SUPPLIES S	7,000.00	0.00	0.00	0.00	-86.51	7,086.51	101.24
Education Fund	124104112	PRINCIPAL SUPPLIES S	0.00	0.00	0.00	0.00	0.00	0.00	0.00
Education Fund	124104132	PRINCIPAL COMP TECH	0.00	0.00	0.00	0.00	0.00	0.00	0.00
Education Fund	124104142	ASST PRIN COMP TECH	0.00	0.00	0.00	0.00	0.00	0.00	0.00
Education Fund	12410540	PRINCIPAL EQUIPMENT	0.00	0.00	0.00	0.00	0.00	0.00	0.00
Education Fund	12410541	ASST PRIN EQUIPMENT	0.00	0.00	0.00	0.00	0.00	0.00	0.00
Education Fund	124105402	PRINCIPAL EQUIPMENT S	0.00	0.00	0.00	0.00	0.00	0.00	0.00
Education Fund	124105412	ASST PRIN EQUIPMENT S	0.00	0.00	0.00	0.00	0.00	0.00	0.00
Education Fund	12410640	PRINCIPAL DUES/LIT	2,500.00	0.00	0.00	0.00	2,081.00	419.00	16.76
Education Fund	12410641	ASST PRIN DUES/LIT	500.00	0.00	0.00	0.00	81.00	419.00	83.80
Education Fund	12410642	PRINCIPAL	1,500.00	0.00	0.00	0.00	1,500.00	0.00	180 0.00
Education Fund	12410643	ASST PRIN	0.00	0.00	0.00	0.00	0.00	0.00	0.00
Education Fund	12410644	SPC DUES	8,500.00	0.00	0.00	0.00	0.00	8,500.00	100.00
Education Fund	124106402	PRINCIPAL DUES/LIT S	0.00	0.00	0.00	0.00	-419.00	419.00	0.00
Education Fund	124106412	ASST PRIN DUES/LIT S	0.00	0.00	0.00	0.00	0.00	0.00	0.00
Education Fund	124106422	PRINCIPAL	0.00	0.00	0.00	0.00	0.00	0.00	0.00
Education Fund	124106432	ASST PRIN	0.00	0.00	0.00	0.00	0.00	0.00	0.00
Education Fund	12490110	DEANS SECY SALARY	62,948.27	4,759.99	0.00	0.00	16,553.67	46,394.60	73.70
Education Fund	12490112	DEANS SALARY	0.00	0.00	0.00	0.00	0.00	0.00	0.00
Education Fund	12490212	DEANS TRS	0.00	0.00	0.00	0.00	0.00	0.00	0.00
Education Fund	12490222	DEANS SEC INS	45,269.76	4,153.22	0.00	0.00	14,517.84	30,751.92	67.93
Education Fund	12490223	DEANS GROUP INS	0.00	0.00	0.00	0.00	0.00	0.00	0.00
Education Fund		DEAN SEC DENTAL INS	652.04	49.13	0.00	0.00	265.54	386.50	59.28
Education Fund	12490390	DEANS PURCHASE	500.00	0.00	0.00	0.00	500.00	0.00	0.00

Expenditure Report

Fiscal Year: 2022-2023
Month: March

COUNTY OF GRUNDY SCHOOL DIST 111

Fund Description	Account	Account Description	Revised Budget	MTD Activity	Encumbrance	Pending Activity	Available Funds	Year to Date Activity	Percent of Budget Used
Education Fund	124903902	DEANS CONT SERV S	0.00	0.00	0.00	0.00	0.00	0.00	0.00
Education Fund	12490410	DEANS SUPPLIES	1,000.00	0.00	0.00	0.00	519.72	480.28	48.03
Education Fund	12490411	DEANS COMP TECH	0.00	0.00	0.00	0.00	0.00	0.00	0.00
Education Fund	124904102	DEANS SUPPLIES S	0.00	0.00	0.00	0.00	-1,112.50	1,112.50	0.00
Education Fund	124904112	DEANS COMP TECH	0.00	0.00	0.00	0.00	0.00	0.00	0.00
Education Fund	12490540	DEANS EQUIPMENT	0.00	0.00	0.00	0.00	0.00	0.00	0.00
Education Fund	124905402	DEANS EQUIPMENT S	0.00	0.00	0.00	0.00	0.00	0.00	0.00
Education Fund	12490640	DEANS MILEAGE	0.00	0.00	0.00	0.00	0.00	0.00	0.00
Education Fund	12490641	DEANS PROF DUES &	0.00	0.00	0.00	0.00	0.00	0.00	0.00
Education Fund	124906402	DEANS MILEAGE S	0.00	0.00	0.00	0.00	0.00	0.00	0.00
Education Fund	124906412	DEANS DUES/LIT S	0.00	0.00	0.00	0.00	0.00	0.00	181 0.00
Education Fund	12510110	CSBO SALARY	60,106.85	4,999.90	0.00	0.00	15,107.75	44,999.10	74.87
Education Fund	12510211	CSBO TRS	0.00	0.00	0.00	0.00	0.00	0.00	0.00
Education Fund	10-2510-	CSBO SALARY (BIMRF)	1,884.80	235.60	0.00	0.00	745.02	1,139.78	60.47
Education Fund	10-2510-	CSBO SALARY (GTL)	0.00	0.00	0.00	0.00	0.00	0.00	0.00
Education Fund	12510222	CSBO GROUP INS	9,846.41	910.24	0.00	0.00	2,639.21	7,207.20	73.20
Education Fund		CSBO DENTAL INS	523.38	40.18	0.00	0.00	161.76	361.62	69.09
Education Fund	12510332	CSBO MILEAGE	0.00	0.00	0.00	0.00	0.00	0.00	0.00
Education Fund	12510640	CSBO DUES/CLINICS	1,000.00	40.00	835.00	0.00	-1,105.00	1,270.00	127.00
Education Fund	12510641	SECY SUPPORT CLINICS	0.00	0.00	0.00	0.00	0.00	0.00	0.00
Education Fund	12525110	BUSINESS OFFICE SALARY	308,552.09	25,776.76	0.00	0.00	87,659.70	220,892.39	71.59
Education Fund		BUSINESS OFFICE TRS	13,478.08	1,123.18	0.00	0.00	3,369.46	10,108.62	75.00
Education Fund	12525222	BUSINESS OFFICE GRP	57,199.03	5,759.07	0.00	0.00	21,059.67	36,139.36	63.18
Education Fund		BUSINESS OFFICE DENTAL	1,858.82	128.44	0.00	0.00	925.56	933.26	50.21

Expenditure Report

Fiscal Year: 2022-2023
Month: March

COUNTY OF GRUNDY SCHOOL DIST 111

Fund Description	Account	Account Description	Revised Budget	MTD Activity	Encumbrance	Pending Activity	Available Funds	Year to Date Activity	Percent of Budget Used
Education Fund	12525390	BUSINESS OFFICE PUR	2,000.00	0.00	0.00	60.00	507.30	1,432.70	71.64
Education Fund	12525323	BUSINESS OFFICE REPAIR	0.00	0.00	0.00	0.00	0.00	0.00	0.00
Education Fund	12525332	BOOKKEEPER MILEAGE	0.00	0.00	0.00	0.00	0.00	0.00	0.00
Education Fund	12525391	BUSINESS OFFICE CONT	0.00	0.00	0.00	0.00	0.00	0.00	0.00
Education Fund	12525411	BUSINESS OFFICE COMP	0.00	0.00	0.00	0.00	0.00	0.00	0.00
Education Fund	12525410	BUSINESS OFFICE	3,500.00	502.91	11.99	0.00	7.57	3,480.44	99.44
Education Fund	12525540	BUSINESS OFFICE	0.00	0.00	0.00	0.00	0.00	0.00	0.00
Education Fund	12525640	BOOKKEEPER CLINICS	250.00	45.06	0.00	0.00	116.32	133.68	53.47
Education Fund	12560300	CAFETERIA CONTRACT	1,200,000.00	0.00	0.00	0.00	388,742.05	811,257.95	67.60
Education Fund	12560302	CAFE TECH CONT SERV	0.00	0.00	0.00	0.00	0.00	0.00	0.00
Education Fund	125603002	CAFE PUR SER SOUTH	0.00	0.00	0.00	0.00	0.00	0.00	182 0.00
Education Fund	12560301	SPECIAL FUNCTION	35,000.00	149,281.03	0.00	0.00	-136,540.73	171,540.73	490.12
Education Fund	125603012	SPECIAL FUNCTION	0.00	0.00	0.00	0.00	0.00	0.00	0.00
Education Fund	12560323	CAFETERIA REPAIR/MAINT	0.00	0.00	0.00	0.00	0.00	0.00	0.00
Education Fund	125603232	CAFE REPAIR/MAINT	0.00	0.00	0.00	0.00	0.00	0.00	0.00
Education Fund	12560410	CAFETERIA SUPPLIES	4,000.00	0.00	0.00	1,284.49	-6,093.78	8,809.29	220.23
Education Fund	12560411	CAFE COMP TECH	0.00	0.00	0.00	0.00	0.00	0.00	0.00
Education Fund	125604102	CAFE SUPPLIES SOUTH	0.00	0.00	0.00	0.00	0.00	0.00	0.00
Education Fund	125604112	CAFE COMP TECH	0.00	0.00	0.00	0.00	0.00	0.00	0.00
Education Fund	12560540	CAFETERIA EQUIPMENT	85,000.00	0.00	0.00	0.00	68,274.00	16,726.00	19.68
Education Fund	125605402	CAFE EQUIPMENT SOUTH	0.00	0.00	0.00	0.00	0.00	0.00	0.00
Education Fund	125606902	CAFE SOUTH REFUND	0.00	0.00	0.00	0.00	0.00	0.00	0.00
Education Fund	12632110	PRINT ROOM SALARY	28,165.60	2,263.82	0.00	0.00	7,278.12	20,887.48	74.16
Education Fund	12632211	INTERNAL INFO TRS	0.00	0.00	0.00	0.00	0.00	0.00	0.00

Expenditure Report

Fiscal Year: 2022-2023
Month: March

COUNTY OF GRUNDY SCHOOL DIST 111

Fund Description	Account	Account Description	Revised Budget	MTD Activity	Encumbrance	Pending Activity	Available Funds	Year to Date Activity	Percent of Budget Used
Education Fund	12632222	PRINT ROOM GROUP INS	15,207.46	1,354.96	0.00	0.00	4,478.38	10,729.08	70.55
Education Fund		DEAN/PRINT ROOM	246.18	18.90	0.00	0.00	76.08	170.10	69.10
Education Fund	12632390	PRINTER PURCHASE	250,000.00	11,911.50	2,616.00	0.00	149,513.86	97,870.14	39.15
Education Fund	12632323	INTERNAL INFO	0.00	0.00	0.00	0.00	0.00	0.00	0.00
Education Fund	12632411	INTERNAL INFO COMP	0.00	0.00	0.00	0.00	0.00	0.00	0.00
Education Fund	12632410	INTERNAL INFO SUPPLIES	0.00	0.00	0.00	487.50	-487.50	0.00	0.00
Education Fund	12632540	INTERNAL INFO EQUIP	0.00	0.00	0.00	0.00	0.00	0.00	0.00
Education Fund	12633110	COMM RELATIONS	74,700.00	6,790.90	0.00	0.00	20,372.80	54,327.20	72.73
Education Fund	12633222	COMM RELATIONS GROUP	8,591.00	6.98	0.00	0.00	8,536.86	54.14	0.63
Education Fund		COMM RELATIONS	457.14	0.00	0.00	0.00	457.14	0.00	0.00
Education Fund	12633390	COMM RELATIONS PUR	8,000.00	0.00	0.00	300.00	-9,100.00	16,800.00	183210.00
Education Fund	12633323	COMM RELATIONS	0.00	0.00	0.00	0.00	0.00	0.00	0.00
Education Fund	12633332	COMM RELATIONS	0.00	0.00	0.00	0.00	0.00	0.00	0.00
Education Fund	12633410	COMM RELATIONS	1,500.00	0.00	139.68	0.00	1,147.30	213.02	14.20
Education Fund	12633540	COMM RELATIONS	0.00	0.00	0.00	0.00	0.00	0.00	0.00
Education Fund	12633640	COMM RELATIONS DUES	1,000.00	0.00	0.00	0.00	735.00	265.00	26.50
Education Fund	12900400	TITLE 1 HOMELESS	0.00	0.00	0.00	0.00	0.00	0.00	0.00
Education Fund	13000300	TITLE 1 PARENT	700.00	0.00	0.00	0.00	700.00	0.00	0.00
Education Fund	13000400	TITLE 1 PARENT	1,000.00	0.00	0.00	0.00	1,000.00	0.00	0.00
Education Fund	13200130	WELLNESS	0.00	0.00	0.00	0.00	0.00	0.00	0.00
Education Fund	13200131	WELLNESS CNTR/PUBLIC	0.00	0.00	0.00	0.00	0.00	0.00	0.00
Education Fund	13200211	WELLNESS CENTER TRS	0.00	0.00	0.00	0.00	0.00	0.00	0.00
Education Fund	10-3200-	WELLNESS	0.00	0.00	0.00	0.00	0.00	0.00	0.00
Education Fund	13200500	WELNESS CENTER	9,508.00	0.00	0.00	0.00	-1,466.40	10,974.40	115.42

Expenditure Report

Fiscal Year: 2022-2023
Month: March

COUNTY OF GRUNDY SCHOOL DIST 111

Fund Description	Account	Account Description	Revised Budget	MTD Activity	Encumbrance	Pending Activity	Available Funds	Year to Date Activity	Percent of Budget Used
Education Fund		GCSEC Tuition IDEA Flow	235,000.00	21,249.60	0.00	0.00	41,216.80	193,783.20	82.46
Education Fund	14100110	TITLE I SALARY	0.00	0.00	0.00	0.00	0.00	0.00	0.00
Education Fund	14100300	TITLE I PUR SERV	0.00	0.00	0.00	0.00	0.00	0.00	0.00
Education Fund	14100332	TITLE II	0.00	0.00	0.00	0.00	0.00	0.00	0.00
Education Fund	14100390	TITLE II-PART D	0.00	0.00	0.00	0.00	0.00	0.00	0.00
Education Fund	14100412	TITLE IV	0.00	0.00	0.00	0.00	0.00	0.00	0.00
Education Fund	14100411	TITLE V SUPPLIES	0.00	0.00	0.00	0.00	0.00	0.00	0.00
Education Fund	14100540	TITLE V EQUIPMENT	0.00	0.00	0.00	0.00	0.00	0.00	0.00
Education Fund	14120300	COOP HOUSING ASSESS	0.00	0.00	0.00	0.00	0.00	0.00	0.00
Education Fund	14120301	COOP ADMIN ASSESS	0.00	0.00	0.00	0.00	0.00	0.00	0.00
Education Fund	14120670	COOP HOMEBOUND/HOSP	0.00	0.00	0.00	0.00	0.00	0.00	184 0.00
Education Fund	14140600	GAVC ED EXPENSE	874,200.00	87,609.85	0.00	86,329.64	86,046.06	701,824.30	80.28
Education Fund	14180	DISBURSEMENTS/EXPEND	0.00	0.00	0.00	0.00	0.00	0.00	0.00
Education Fund	14190600	CHANNAHON TAX	169,898.93	0.00	0.00	0.00	0.00	169,898.93	100.00
Education Fund	14210670	PAYMENTS FOR REGULAR	0.00	0.00	0.00	0.00	0.00	0.00	0.00
Education Fund	14220670	PAYMENTS SPECIAL ED	2,777,242.00	163,102.26	0.00	338.02	970,147.25	1,806,756.73	65.06
Education Fund	10-481-212-	IMRF (BIM)	0.00	0.00	0.00	0.00	0.00	0.00	0.00
Education Fund	10-481-212-	IMRF (BIM)	0.00	0.00	0.00	0.00	0.00	0.00	0.00
Education Fund	10-481-222-	IMRF (BMF 3000)	0.00	0.00	0.00	0.00	0.00	0.00	0.00
Education Fund	10-481-222-	IMRF (BMF 3000)	0.00	0.00	0.00	0.00	0.00	0.00	0.00
Education Fund	15900390	SERVICE CHARGE	0.00	0.00	0.00	0.00	0.00	0.00	0.00
Education Fund		Transfer from other funds	0.00	0.00	0.00	0.00	0.00	0.00	0.00
Education Fund	18130660	PERM TRANS TO O & M	0.00	0.00	0.00	0.00	0.00	0.00	0.00
Education Fund	18400660	TRANS TO DEBT	0.00	0.00	0.00	0.00	0.00	0.00	0.00

Expenditure Report

Fiscal Year: 2022-2023
Month: March

COUNTY OF GRUNDY SCHOOL DIST 111

Fund Description	Account	Account Description	Revised Budget	MTD Activity	Encumbrance	Pending Activity	Available Funds	Year to Date Activity	Percent of Budget Used
Education Fund	18500660	TRANS TO DEBT	0.00	0.00	0.00	0.00	0.00	0.00	0.00
10 - -----			39,538,983.36	3,260,319.77	500,307.79	364,655.93	9,522,366.91	29,151,652.73	
Activity Fund	111999	STUDENT ACTIVITY	0.00	0.00	0.00	0.00	0.00	0.00	0.00
Activity Fund		SPORTS - ATHLETIC HALL	0.00	0.00	0.00	0.00	0.00	0.00	0.00
Activity Fund		SPORTS - ATHLETIC POP	6,500.00	1,476.54	0.00	0.00	3,389.91	3,110.09	47.85
Activity Fund		SPORTS - ATHLETIC	500.00	0.00	0.00	0.00	-233.56	733.56	146.71
Activity Fund		SPORTS - BASEBALL	19,000.00	0.00	635.00	326.65	14,665.68	3,372.67	17.75
Activity Fund		SPORTS - BOYS	10,000.00	10,265.00	942.49	1,260.00	-15,713.00	23,510.51	235.11
Activity Fund		SPORTS - BOYS BOWLING	100.00	0.00	0.00	0.00	100.00	0.00	0.00
Activity Fund		SPORTS - BOYS GOLF	500.00	0.00	0.00	0.00	339.00	161.00	32.20
Activity Fund		SPORTS - BOYS SOCCER	15,000.00	0.00	4,618.05	0.00	2,892.54	7,489.41	185 49.93
Activity Fund		SPORTS - BOYS TENNIS	1,500.00	0.00	4,720.58	0.00	-3,220.58	0.00	0.00
Activity Fund		SPORTS - BOYS TRACK	11,000.00	0.00	406.78	5,227.65	4,995.05	370.52	3.37
Activity Fund		SPORTS - BOYS	500.00	738.50	75.00	0.00	-1,876.50	2,301.50	460.30
Activity Fund		SPORTS - CHEERLEADERS	35,000.00	361.15	0.00	0.00	2,219.21	32,780.79	93.66
Activity Fund		SPORTS - CROSS COUNTY	15,000.00	0.00	0.00	0.00	4,672.37	10,327.63	68.85
Activity Fund		SPORTS - FOOTBALL	80,000.00	1,149.00	32,965.21	80.00	-13,490.40	60,445.19	75.56
Activity Fund		SPORTS - FOOTBALL	1,500.00	0.00	0.00	0.00	1,500.00	0.00	0.00
Activity Fund		SPORTS - GIRLS	6,500.00	2,341.00	0.00	0.00	-2,457.00	8,957.00	137.80
Activity Fund		SPORTS - GIRLS BOWLING	2,000.00	0.00	0.00	0.00	1,582.00	418.00	20.90
Activity Fund		SPORTS - GIRLS GOLF	500.00	0.00	0.00	0.00	416.00	84.00	16.80
Activity Fund		SPORTS - GIRLS SOCCER	2,500.00	3,343.87	505.61	426.00	-4,716.03	6,284.42	251.38
Activity Fund		SPORTS - GIRLS TENNIS	1,500.00	0.00	1,444.00	0.00	-1,860.92	1,916.92	127.79
Activity Fund		SPORTS - GIRLS TRACK	7,500.00	2,719.00	462.00	71.12	2,663.48	4,303.40	57.38

Expenditure Report

Fiscal Year: 2022-2023
Month: March

COUNTY OF GRUNDY SCHOOL DIST 111

Fund Description	Account	Account Description	Revised Budget	MTD Activity	Encumbrance	Pending Activity	Available Funds	Year to Date Activity	Percent of Budget Used
Activity Fund		SPORTS - GIRLS	4,500.00	90.00	0.00	727.53	-7,799.83	11,572.30	257.16
Activity Fund		SPORTS - LACROSSE	5,000.00	0.00	0.00	0.00	5,000.00	0.00	0.00
Activity Fund		SPORTS - OUTDOOR ED	2,500.00	0.00	0.00	0.00	300.00	2,200.00	88.00
Activity Fund		SPORTS - POMS	35,000.00	106.72	2,287.85	1,323.81	-28,761.98	60,150.32	171.86
Activity Fund		SPORTS - SOFTBALL	3,500.00	2,025.01	92.97	0.00	-6,680.64	10,087.67	288.22
Activity Fund		SPORTS - SWIMMING B&G	0.00	0.00	0.00	0.00	-215.15	215.15	0.00
Activity Fund		SPORTS - WRESTLING	3,000.00	0.00	9,718.93	360.00	-7,554.93	476.00	15.87
Activity Fund		SUMMER CAMPS - BAND	1,500.00	0.00	0.00	0.00	-24,357.50	25,857.50	1,723.83
Activity Fund		SUMMER CAMPS -	0.00	0.00	0.00	0.00	0.00	0.00	0.00
Activity Fund		SUMMER CAMPS - BOYS	10,000.00	0.00	0.00	0.00	-2,422.50	12,422.50	124.23
Activity Fund		SUMMER CAMPS - BOYS	0.00	0.00	0.00	0.00	0.00	0.00	186 0.00
Activity Fund		SUMMER CAMPS -	0.00	0.00	0.00	0.00	0.00	0.00	0.00
Activity Fund		SUMMER CAMPS - CROSS	1,500.00	0.00	0.00	0.00	-240.00	1,740.00	116.00
Activity Fund		SUMMER CAMPS -	15,000.00	0.00	0.00	0.00	-2,535.00	17,535.00	116.90
Activity Fund		SUMMER CAMPS - GIRLS	3,000.00	0.00	0.00	0.00	-2,590.00	5,590.00	186.33
Activity Fund		SUMMER CAMPS - GIRLS	10,000.00	0.00	0.00	0.00	2,530.00	7,470.00	74.70
Activity Fund		SUMMER CAMPS - POMS	0.00	0.00	0.00	0.00	-967.50	967.50	0.00
Activity Fund		SUMMER CAMPS -	500.00	0.00	0.00	0.00	-1,305.50	1,805.50	361.10
Activity Fund		SUMMER CAMPS -	2,000.00	0.00	0.00	0.00	-64.00	2,064.00	103.20
Activity Fund		SUMMER CAMPS - TENNIS	1,200.00	0.00	0.00	0.00	-1,442.62	2,642.62	220.22
Activity Fund		SUMMER CAMPS -	0.00	0.00	0.00	0.00	0.00	0.00	0.00
Activity Fund		FOOTBALL TEAM CAMP	4,000.00	0.00	0.00	0.00	4,000.00	0.00	0.00
Activity Fund		SPORTS - GIRLS	0.00	166.37	0.00	0.00	-3,964.41	3,964.41	0.00
Activity Fund		SUMMER CAMPS -	0.00	0.00	0.00	0.00	0.00	0.00	0.00

Expenditure Report

Fiscal Year: 2022-2023
Month: March

COUNTY OF GRUNDY SCHOOL DIST 111

Fund Description	Account	Account Description	Revised Budget	MTD Activity	Encumbrance	Pending Activity	Available Funds	Year to Date Activity	Percent of Budget Used
Activity Fund		ATHLETIC BOOSTERS	0.00	0.00	0.00	0.00	-8,306.48	8,306.48	0.00
Activity Fund		ACTIVITIES - POP	10,000.00	36.66	1,198.30	0.00	-651.44	9,453.14	94.53
Activity Fund		ACTIVITIES - ART CLUB	0.00	0.00	0.00	0.00	0.00	0.00	0.00
Activity Fund		ACTIVITIES - ATHLETIC	0.00	0.00	0.00	0.00	0.00	0.00	0.00
Activity Fund		ACTIVITIES - BAND	20,000.00	0.00	0.00	0.00	20,066.56	-66.56	-0.33
Activity Fund		ACTIVITIES - CHESS	500.00	0.00	0.00	0.00	296.00	204.00	40.80
Activity Fund		ACTIVITIES -	500.00	0.00	0.00	0.00	500.00	0.00	0.00
Activity Fund		ACTIVITIES - CHORUS	1,500.00	0.00	0.00	0.00	647.00	853.00	56.87
Activity Fund		ACTIVITIES - CLASS OF	1,000.00	0.00	78.98	0.00	921.02	0.00	0.00
Activity Fund		ACTIVITIES - CLASS OF	1,000.00	0.00	0.00	0.00	1,000.00	0.00	0.00
Activity Fund		ACTIVITIES - CLASS OF	0.00	0.00	0.00	0.00	0.00	0.00	187 0.00
Activity Fund		ACTIVITIES - CLASS OF	0.00	0.00	0.00	0.00	0.00	0.00	0.00
Activity Fund		ACTIVITIES - CLASS OF	5,000.00	0.00	0.00	0.00	3,576.27	1,423.73	28.47
Activity Fund		ACTIVITIES - CLASS OF	2,500.00	736.88	0.00	0.00	-1,089.74	3,589.74	143.59
Activity Fund		ACTIVITIES - COMMUNITY	0.00	0.00	0.00	0.00	0.00	0.00	0.00
Activity Fund		ACTIVITIES - CULINARY	100.00	0.00	0.00	0.00	100.00	0.00	0.00
Activity Fund		ACTIVITIES - MOCK TRIAL	500.00	0.00	0.00	0.00	500.00	0.00	0.00
Activity Fund		ACTIVITIES - DREAM	0.00	0.00	0.00	0.00	0.00	0.00	0.00
Activity Fund		ACTIVITIES - FASHION	0.00	0.00	0.00	0.00	0.00	0.00	0.00
Activity Fund		ACTIVITIES - FCCLA	200.00	0.00	0.00	0.00	200.00	0.00	0.00
Activity Fund		ACTIVITIES - FFA	4,000.00	0.00	0.00	0.00	236.09	3,763.91	94.10
Activity Fund		ACTIVITIES - FRENCH NHS	0.00	0.00	0.00	0.00	0.00	0.00	0.00
Activity Fund		ACTIVITIES - FUTURE	0.00	0.00	0.00	0.00	0.00	0.00	0.00
Activity Fund		ACTIVITIES - I.O.T.A.	1,000.00	300.00	0.00	0.00	700.00	300.00	30.00

Expenditure Report

Fiscal Year: 2022-2023
Month: March

COUNTY OF GRUNDY SCHOOL DIST 111

Fund Description	Account	Account Description	Revised Budget	MTD Activity	Encumbrance	Pending Activity	Available Funds	Year to Date Activity	Percent of Budget Used
Activity Fund		ACTIVITIES - INDIAN	0.00	0.00	0.00	0.00	0.00	0.00	0.00
Activity Fund		ACTIVITIES - INDIAN	0.00	0.00	0.00	0.00	0.00	0.00	0.00
Activity Fund		ACTIVITIES - INT'L CLUB	6,000.00	604.18	0.00	0.00	3,444.26	2,555.74	42.60
Activity Fund		ACTIVITIES - INT'L	7,000.00	-200.00	0.00	0.00	256.10	6,743.90	96.34
Activity Fund		ACTIVITIES - INTERACT	100.00	0.00	0.00	0.00	100.00	0.00	0.00
Activity Fund		ACTIVITIES - INVESTMENT	0.00	0.00	0.00	0.00	0.00	0.00	0.00
Activity Fund		ACTIVITIES - JUDO	300.00	0.00	0.00	0.00	300.00	0.00	0.00
Activity Fund		ACTIVITIES -	0.00	0.00	0.00	0.00	0.00	0.00	0.00
Activity Fund		ACTIVITIES - MAC	12,000.00	0.00	0.00	0.00	5,100.86	6,899.14	57.49
Activity Fund		ACTIVITIES - MATH TEAM	500.00	0.00	0.00	0.00	500.00	0.00	0.00
Activity Fund		ACTIVITIES - MCHS BOOK	0.00	0.00	0.00	0.00	0.00	0.00	188 0.00
Activity Fund		ACTIVITIES - MEMORIAL	0.00	0.00	0.00	0.00	0.00	0.00	0.00
Activity Fund		ACTIVITIES - MUSICAL	200.00	0.00	0.00	37.50	162.50	0.00	0.00
Activity Fund		ACTIVITIES - NEEDY	2,000.00	0.00	0.00	0.00	-4,647.05	6,647.05	332.35
Activity Fund		ACTIVITIES - NHS	7,000.00	0.00	0.00	0.00	7,000.00	0.00	0.00
Activity Fund		ACTIVITIES - ORCHESIS	4,000.00	894.00	0.00	0.00	2,460.05	1,539.95	38.50
Activity Fund		ACTIVITIES - PAC	1,000.00	153.30	0.00	0.00	-742.29	1,742.29	174.23
Activity Fund		ACTIVITIES - PERCUSSION	28,000.00	6,792.44	0.00	0.00	13,035.55	14,964.45	53.44
Activity Fund		ACTIVITIES - GAME CLUB	500.00	0.00	0.00	0.00	500.00	0.00	0.00
Activity Fund		ACTIVITIES - NEWSPAPER	500.00	0.00	0.00	0.00	500.00	0.00	0.00
Activity Fund		ACTIVITIES - SADD	0.00	0.00	0.00	0.00	-125.54	125.54	0.00
Activity Fund		ACTIVITIES - SCHOLASTIC	200.00	0.00	0.00	0.00	200.00	0.00	0.00
Activity Fund		ACTIVITIES - SPANISH NHS	500.00	0.00	0.00	0.00	-907.25	1,407.25	281.45
Activity Fund		ACTIVITIES - SPEECH	200.00	0.00	0.00	0.00	200.00	0.00	0.00

Expenditure Report

Fiscal Year: 2022-2023
Month: March

COUNTY OF GRUNDY SCHOOL DIST 111

Fund Description	Account	Account Description	Revised Budget	MTD Activity	Encumbrance	Pending Activity	Available Funds	Year to Date Activity	Percent of Budget Used
Activity Fund		ACTIVITIES - STUDENT	38,000.00	3,983.15	1,062.37	0.00	-5,650.82	42,588.45	112.07
Activity Fund		ACTIVITIES - TSA	3,000.00	436.49	57.90	0.00	488.51	2,453.59	81.79
Activity Fund		ACTIVITIES -	2,000.00	47.87	41.27	0.00	-105.21	2,063.94	103.20
Activity Fund		ACTIVITIES -	30,000.00	13,064.48	241.50	400.00	14,489.76	14,868.74	49.56
Activity Fund		ACTIVITIES - WYSE	0.00	0.00	0.00	0.00	0.00	0.00	0.00
Activity Fund		ACTIVITIES - YEARBOOK	5,000.00	2,000.00	0.00	0.00	-3,651.05	8,651.05	173.02
Activity Fund		ACTIVITIES - ALLIES IN	500.00	0.00	0.00	0.00	500.00	0.00	0.00
Activity Fund		CYBRARY	0.00	0.00	0.00	0.00	0.00	0.00	0.00
Activity Fund		FACULTY POP	1,000.00	0.00	0.00	0.00	-1,012.10	2,012.10	201.21
Activity Fund		MINOOKA ACADEMY	0.00	0.00	0.00	0.00	0.00	0.00	0.00
Activity Fund		PROM	60,000.00	0.00	0.00	13,200.00	-13,760.18	60,560.18	189100.93
Activity Fund		SCHOLARSHIP	41,000.00	0.00	0.00	0.00	35,000.00	6,000.00	14.63
Activity Fund		ACTIVITIES - DISC GOLF	500.00	0.00	0.00	0.00	500.00	0.00	0.00
Activity Fund		ACTIVITIES - ASL -	400.00	-1,000.00	0.00	0.00	318.93	81.07	20.27
Activity Fund	1119997062	GREEN HOUSE	750.00	75.00	0.00	0.00	66.23	683.77	91.17
Activity Fund		FOUNDATION	0.00	0.00	0.00	0.00	0.00	0.00	0.00
Activity Fund		FOUNDATION ASSIST	1,500.00	0.00	0.00	0.00	450.00	1,050.00	70.00
Activity Fund		BAND BOOSTERS	0.00	0.00	0.00	0.00	-55,807.14	55,807.14	0.00
Activity Fund		CHOIR BOOSTERS	0.00	6,025.65	0.00	0.00	-26,280.38	26,280.38	0.00
Activity Fund		COADY SCHOLARSHIP	62,500.00	0.00	0.00	0.00	37,500.00	25,000.00	40.00
11 - -----			682,750.00	58,732.26	61,554.79	23,440.26	-54,125.29	651,880.24	
1- - -----			40,221,733.36	3,319,052.03	561,862.58	388,096.19	9,468,241.62	29,803,532.97	
Operations & Maint		DIST 111 GROUP MEDICAL	135,000.00	11,399.87	0.00	0.00	11,494.77	123,505.23	91.49
Operations & Maint		DIST 111 GROUP DENTAL	11,500.00	213.86	0.00	0.00	3,648.25	7,851.75	68.28

Expenditure Report

Fiscal Year: 2022-2023
Month: March

COUNTY OF GRUNDY SCHOOL DIST 111

Fund Description	Account	Account Description	Revised Budget	MTD Activity	Encumbrance	Pending Activity	Available Funds	Year to Date Activity	Percent of Budget Used
Operations & Maint	22310200	BOARD OF ED-OTHER	0.00	0.00	0.00	0.00	0.00	0.00	0.00
Operations & Maint	22510110	CSBO SALARY	60,106.85	4,998.40	0.00	0.00	15,121.25	44,985.60	74.84
Operations & Maint	22510211	CSBO TRS	0.00	0.00	0.00	0.00	0.00	0.00	0.00
Operations & Maint		CSBO IMRF	1,884.80	235.52	0.00	0.00	745.41	1,139.39	60.45
Operations & Maint	20-2510-	CSBO SALARY (GTL)	0.00	0.00	0.00	0.00	0.00	0.00	0.00
Operations & Maint	22510222	CSBO GROUP INS	9,846.41	909.98	0.00	0.00	2,641.31	7,205.10	73.17
Operations & Maint		CSBO DENTAL INS	523.38	40.18	0.00	0.00	161.76	361.62	69.09
Operations & Maint	22510332	CSBO MILEAGE	0.00	0.00	0.00	0.00	0.00	0.00	0.00
Operations & Maint	22510640	CSBO DUES/CLINICS	0.00	0.00	0.00	0.00	0.00	0.00	0.00
Operations & Maint	22540100	DIR OF BUILDING/GROUND	0.00	0.00	0.00	0.00	0.00	0.00	0.00
Operations & Maint	22540110	CUSTODIANS SALARY	702,138.15	51,015.83	0.00	0.00	200,755.14	501,383.01	190 71.41
Operations & Maint	22540111	CUSTODIAN SALARY S.C.	7,500.00	0.00	0.00	0.00	7,500.00	0.00	0.00
Operations & Maint	22540130	CUSTODIAN OVERTIME	15,000.00	853.53	0.00	0.00	5,594.14	9,405.86	62.71
Operations & Maint	22540131	BUILDING EXTRA PAY	0.00	0.00	0.00	0.00	0.00	0.00	0.00
Operations & Maint	20-2540-	CUSTODIANS SALARY (IC)	0.00	0.00	0.00	0.00	0.00	0.00	0.00
Operations & Maint	22540222	CUSTODIAN GROUP INS	0.00	0.00	0.00	0.00	-1,250.71	1,250.71	0.00
Operations & Maint		CUSTODIAN GROUP INS	21,335.35	19,479.74	0.00	0.00	-134,824.87	156,160.22	731.93
Operations & Maint	20-2540-	CUSTODIAN GROUP INS	0.00	0.00	0.00	0.00	0.00	0.00	0.00
Operations & Maint		CUSTODIAN DENTAL	6,728.08	547.81	0.00	0.00	1,911.13	4,816.95	71.59
Operations & Maint	22540303	LAWN CARE &	45,000.00	0.00	0.00	0.00	15,785.53	29,214.47	64.92
Operations & Maint	22540304	SNOW REMOVAL -	17,000.00	0.00	0.00	624.00	10,330.27	6,045.73	35.56
Operations & Maint	22540305	EXTERMINATING FEES -	3,000.00	190.00	0.00	0.00	1,285.00	1,715.00	57.17
Operations & Maint	225403032	LAWN CARE &	5,000.00	0.00	0.00	0.00	5,000.00	0.00	0.00
Operations & Maint	225403042	SNOW REMOVAL - SOUTH	25,000.00	0.00	0.00	520.00	18,255.91	6,224.09	24.90

Expenditure Report

Fiscal Year: 2022-2023
Month: March

COUNTY OF GRUNDY SCHOOL DIST 111

Fund Description	Account	Account Description	Revised Budget	MTD Activity	Encumbrance	Pending Activity	Available Funds	Year to Date Activity	Percent of Budget Used
Operations & Maint	225403052	EXTERMINATING FEES -	2,500.00	190.00	0.00	0.00	855.00	1,645.00	65.80
Operations & Maint		HVAC - MEDICAL BUILDING	10,000.00	0.00	0.00	0.00	10,000.00	0.00	0.00
Operations & Maint		SNOW REMOVAL -	5,000.00	0.00	0.00	0.00	5,000.00	0.00	0.00
Operations & Maint		EXTERMINATING FEES -	1,000.00	0.00	0.00	0.00	1,000.00	0.00	0.00
Operations & Maint	22540310	CUSTODIAN HEALTH	0.00	0.00	0.00	0.00	0.00	0.00	0.00
Operations & Maint	22540311	CUSTODIAN LICENSE	0.00	0.00	0.00	0.00	0.00	0.00	0.00
Operations & Maint	22540318	ARCH. & ENG. FEES	0.00	0.00	0.00	0.00	0.00	0.00	0.00
Operations & Maint	22540321	DISTRICT OFFICE LEASE	0.00	0.00	0.00	0.00	0.00	0.00	0.00
Operations & Maint	22540320	MINOOKA ACADEMY	22,000.00	1,660.80	0.00	1,660.80	5,392.00	14,947.20	67.94
Operations & Maint	225403211	GARBAGE - CENTRAL	58,000.00	4,687.71	0.00	0.00	14,303.84	43,696.16	75.34
Operations & Maint	225403212	GARBAGE - SOUTH	70,000.00	6,854.24	0.00	0.00	9,655.11	60,344.89	191 86.21
Operations & Maint		GARBAGE - MEDICAL	15,000.00	0.00	0.00	0.00	15,000.00	0.00	0.00
Operations & Maint	22540322	PCU LEASES	0.00	0.00	0.00	0.00	0.00	0.00	0.00
Operations & Maint	22540323	BLDG REPAIR/MAINT	60,000.00	6,508.04	10,845.74	936.60	-23,601.51	71,819.17	119.70
Operations & Maint	22540324	HVAC REPAIRS - CENTRAL	60,000.00	655.00	0.00	0.00	15,076.66	44,923.34	74.87
Operations & Maint	225403232	BLDG REPAIR/MAINT	40,000.00	0.00	2,300.00	0.00	-167,394.99	205,094.99	512.74
Operations & Maint	225403242	HVAC REPAIRS - SOUTH	55,000.00	2,376.00	0.00	2,911.60	-7,401.22	59,489.62	108.16
Operations & Maint		BLDG REPAIR/MAINT	35,000.00	0.00	0.00	0.00	34,291.49	708.51	2.02
Operations & Maint		HVAC REPAIRS - MEDICAL	8,000.00	0.00	0.00	0.00	8,000.00	0.00	0.00
Operations & Maint	22540332	CUSTODIAN MILEAGE	0.00	0.00	0.00	0.00	0.00	0.00	0.00
Operations & Maint	22540340	DISTRICT OFF UTILITIES	0.00	0.00	0.00	0.00	0.00	0.00	0.00
Operations & Maint	22540342	PHONE	95,000.00	6,980.69	0.00	0.00	32,656.96	62,343.04	65.62
Operations & Maint	22540341	MINOOKA ACADEMY	5,000.00	289.81	0.00	208.11	2,893.85	1,898.04	37.96
Operations & Maint	22540370	WATER-SEWER SERVICES	22,000.00	2,359.72	0.00	0.00	5,120.91	16,879.09	76.72

Expenditure Report

Fiscal Year: 2022-2023
Month: March

COUNTY OF GRUNDY SCHOOL DIST 111

Fund Description	Account	Account Description	Revised Budget	MTD Activity	Encumbrance	Pending Activity	Available Funds	Year to Date Activity	Percent of Budget Used
Operations & Maint	225403702	WATER-SEWER SOUTH	55,000.00	3,052.61	0.00	0.00	4,182.66	50,817.34	92.40
Operations & Maint		WATER-SEWER MEDICAL	5,000.00	32.03	0.00	0.00	4,762.41	237.59	4.75
Operations & Maint	22540380	UNEMPLOY INSURANCE	0.00	0.00	0.00	0.00	0.00	0.00	0.00
Operations & Maint	22540381	WORKERS COMP	0.00	0.00	0.00	0.00	0.00	0.00	0.00
Operations & Maint	22540382	BLDG FLEET INSURANCE	0.00	0.00	0.00	0.00	0.00	0.00	0.00
Operations & Maint	22540391	CONTRACT SERV	25,000.00	1,190.00	0.00	0.00	20,545.20	4,454.80	17.82
Operations & Maint	225403902	CONTRACT SERV S.C.	85,000.00	8,806.26	0.00	0.00	37,398.56	47,601.44	56.00
Operations & Maint	225403903	SOUTH MAINTENANCE	700,000.00	61,657.60	0.00	0.00	262,203.32	437,796.68	62.54
Operations & Maint	225403912	BLDG SECURITY PS	0.00	0.00	0.00	0.00	0.00	0.00	0.00
Operations & Maint	22540392	PRECISION CONTROL -	0.00	0.00	0.00	0.00	0.00	0.00	0.00
Operations & Maint	225403932	SOUTH SITE CROP	0.00	0.00	0.00	0.00	0.00	0.00	192 0.00
Operations & Maint		CONTRAC SERV MEDICAL	0.00	0.00	0.00	0.00	0.00	0.00	0.00
Operations & Maint	22540410	BUILDING SUPPLIES	150,000.00	19,496.19	17,074.22	1,899.76	202.91	130,823.11	87.22
Operations & Maint	22540411	GROUND SUPPLIES	100,000.00	3,067.30	768.70	414.46	33,177.00	65,639.84	65.64
Operations & Maint	225404102	BLDG SUPPLIES SOUTH	75,000.00	4,334.05	15,374.01	6,336.31	2,823.73	50,465.95	67.29
Operations & Maint	225404122	SOUTH SITE CROP	12,135.15	0.00	0.00	0.00	0.00	12,135.15	100.00
Operations & Maint		BUILDING SUPPLIES	1,500.00	0.00	0.00	0.00	1,500.00	0.00	0.00
Operations & Maint	22540465	NATURAL GAS	85,000.00	7,423.65	0.00	9,119.11	28,179.89	47,701.00	56.12
Operations & Maint	225404652	NATURAL GAS SOUTH	50,000.00	4,148.15	0.00	4,574.00	19,088.80	26,337.20	52.67
Operations & Maint		NATURAL GAS MEDICAL	2,000.00	0.00	0.00	410.76	-886.73	2,475.97	123.80
Operations & Maint	22540466	ELECTRICITY	275,000.00	15,916.85	0.00	20,564.78	131,835.82	122,599.40	44.58
Operations & Maint	225404662	ELECTRICITY SOUTH	325,000.00	16,604.92	0.00	22,383.02	172,092.84	130,524.14	40.16
Operations & Maint		ELECTRICITY MEDICAL	15,000.00	653.90	0.00	532.76	7,257.46	7,209.78	48.07
Operations & Maint	22540490	911 SOFTWARE	0.00	0.00	0.00	0.00	0.00	0.00	0.00

Expenditure Report

Fiscal Year: 2022-2023
Month: March

COUNTY OF GRUNDY SCHOOL DIST 111

Fund Description	Account	Account Description	Revised Budget	MTD Activity	Encumbrance	Pending Activity	Available Funds	Year to Date Activity	Percent of Budget Used
Operations & Maint	2254049001	ESSER I GRANT SUPPLIES	0.00	0.00	0.00	0.00	0.00	0.00	0.00
Operations & Maint	2254049002	ESSER II GRANT SUPPLIES	0.00	0.00	0.00	0.00	0.00	0.00	0.00
Operations & Maint	2254049003	ESSER III GRANT	0.00	0.00	0.00	0.00	0.00	0.00	0.00
Operations & Maint	22540541	BLDG EQUIPMENT	35,000.00	0.00	17,565.33	0.00	-21,679.26	39,113.93	111.75
Operations & Maint	22540542	WAN EQUIPMENT	0.00	0.00	0.00	0.00	0.00	0.00	0.00
Operations & Maint	22540540	MINOOKA ACADEMY	2,500.00	0.00	0.00	0.00	2,500.00	0.00	0.00
Operations & Maint	225405412	BLDG EQUIPMENT SOUTH	5,000.00	3,357.48	0.00	0.00	1,053.82	3,946.18	78.92
Operations & Maint		BLDG EQUIPMENT	5,000.00	0.00	0.00	0.00	5,000.00	0.00	0.00
Operations & Maint	22540640	CUSTODIAN CLINIC	0.00	0.00	0.00	0.00	0.00	0.00	0.00
Operations & Maint	22540690	REAL ESTATE TAXES-	11,000.00	0.00	0.00	0.00	11,000.00	0.00	0.00
Operations & Maint	2254070001	ESSER II GRANT	285,000.00	5,924.35	0.00	0.00	4,644.24	280,355.76	193 98.37
Operations & Maint	2254070003	ESSER III GRANT	0.00	0.00	0.00	0.00	0.00	0.00	0.00
Operations & Maint	22541120	SUMMER CUSTODIAN	15,000.00	0.00	0.00	0.00	3,888.00	11,112.00	74.08
Operations & Maint	22541390	BLDG SECURITY	0.00	0.00	0.00	0.00	0.00	0.00	0.00
Operations & Maint	22541391	BLDG SECURITY/PUR	0.00	0.00	0.00	0.00	0.00	0.00	0.00
Operations & Maint	225413902	BLDG SECURITY CS	0.00	0.00	0.00	0.00	0.00	0.00	0.00
Operations & Maint	225413912	BLDG SECURITY PS	0.00	0.00	0.00	0.00	0.00	0.00	0.00
Operations & Maint		BLDG SECURITY CS	2,500.00	0.00	0.00	0.00	2,500.00	0.00	0.00
Operations & Maint		BLDG SECURITY PS	0.00	0.00	0.00	0.00	0.00	0.00	0.00
Operations & Maint	22541410	BLDG SECURITY SUPPLIES	0.00	0.00	0.00	0.00	0.00	0.00	0.00
Operations & Maint	225414102	BLDG SECURITY SUPPLY S	0.00	0.00	0.00	0.00	0.00	0.00	0.00
Operations & Maint		BLDG SECURITY SUPPLIES	0.00	0.00	0.00	0.00	0.00	0.00	0.00
Operations & Maint	22541540	BLDG SECURITY	100,000.00	77,265.00	0.00	2,708.80	20,026.20	77,265.00	77.27
Operations & Maint	225415402	BLDG SECURITY EQ	25,000.00	0.00	0.00	0.00	25,000.00	0.00	0.00

Expenditure Report

Fiscal Year: 2022-2023
Month: March

COUNTY OF GRUNDY SCHOOL DIST 111

Fund Description	Account	Account Description	Revised Budget	MTD Activity	Encumbrance	Pending Activity	Available Funds	Year to Date Activity	Percent of Budget Used
Operations & Maint		BLDG SECURITY EQUIP	0.00	0.00	0.00	0.00	0.00	0.00	0.00
Operations & Maint	22542530	SITE IMPROVEMENT	150,000.00	0.00	0.00	0.00	130,488.00	19,512.00	13.01
Operations & Maint	22542531	BLDG IMPROVEMENT	0.00	0.00	0.00	0.00	0.00	0.00	0.00
Operations & Maint	225425302	SITE IMPROVEMNT SOUTH	0.00	0.00	0.00	0.00	0.00	0.00	0.00
Operations & Maint	225425312	BLDG IMPROVEMNT	50,000.00	0.00	0.00	0.00	50,000.00	0.00	0.00
Operations & Maint		SITE IMPROVEMENT	0.00	0.00	0.00	0.00	0.00	0.00	0.00
Operations & Maint		BLDG IMPROVEMENT	0.00	0.00	0.00	0.00	0.00	0.00	0.00
Operations & Maint	22543540	ATHLETIC FIELDS	50,000.00	0.00	0.00	0.00	2,827.00	47,173.00	94.35
Operations & Maint	2380600	COMMERCIAL LIAB	0.00	0.00	0.00	0.00	0.00	0.00	0.00
Operations & Maint	24140520	GAVC-BUILDING COSTS	0.00	0.00	0.00	0.00	0.00	0.00	0.00
Operations & Maint	24140600	GAVC BUILD EXPENSES	464,064.00	30,978.07	0.00	20,960.06	162,747.04	280,356.90	194 60.41
Operations & Maint	24140620	GAVC CTE PROGRAMS	0.00	0.00	0.00	0.00	0.00	0.00	0.00
Operations & Maint	20-481-222-	IMRF (BMF 3000)	0.00	0.00	0.00	0.00	0.00	0.00	0.00
Operations & Maint	20-481-222-	IMRF (BMF 3000)	0.00	0.00	0.00	0.00	0.00	0.00	0.00
Operations & Maint	28130	TRANS TO TORT	0.00	0.00	0.00	0.00	0.00	0.00	0.00
Operations & Maint	28400	TRANS TO B & I	0.00	0.00	0.00	0.00	0.00	0.00	0.00
Operations & Maint	28800660	TRANS TO CAPITOL	0.00	0.00	0.00	0.00	0.00	0.00	0.00
20 - -----			4,790,762.17	386,355.14	63,928.00	96,764.93	1,249,361.30	3,380,707.94	
2- - -----			4,790,762.17	386,355.14	63,928.00	96,764.93	1,249,361.30	3,380,707.94	
Debt Service Fund or	34190690	DEVELOPMENT	0.00	0.00	0.00	0.00	0.00	0.00	0.00
Debt Service Fund or	35140620	INTEREST ON BONDS-2001	0.00	0.00	0.00	0.00	0.00	0.00	0.00
Debt Service Fund or	35140621	INTEREST ON BONDS-1999	0.00	0.00	0.00	0.00	0.00	0.00	0.00
Debt Service Fund or	35140622	INTEREST ON BONDS-2005	0.00	0.00	0.00	0.00	0.00	0.00	0.00
Debt Service Fund or	35140623	INTEREST ON CONST	0.00	0.00	0.00	0.00	0.00	0.00	0.00

Expenditure Report

Fiscal Year: 2022-2023
Month: March

COUNTY OF GRUNDY SCHOOL DIST 111

Fund Description	Account	Account Description	Revised Budget	MTD Activity	Encumbrance	Pending Activity	Available Funds	Year to Date Activity	Percent of Budget Used
Debt Service Fund or	35140624	INTEREST ON VAR RATE	0.00	0.00	0.00	0.00	0.00	0.00	0.00
Debt Service Fund or	35140626	INTEREST ON BONDS-2008	0.00	0.00	0.00	0.00	0.00	0.00	0.00
Debt Service Fund or	35140627	INTEREST ON BONDS 2010	0.00	0.00	0.00	0.00	0.00	0.00	0.00
Debt Service Fund or	35140628	INTEREST ON BONDS -	0.00	0.00	0.00	0.00	0.00	0.00	0.00
Debt Service Fund or	35140629	INTEREST ON BONDS	0.00	0.00	0.00	0.00	0.00	0.00	0.00
Debt Service Fund or	35140630	INTEREST ON BONDS	0.00	0.00	0.00	0.00	0.00	0.00	0.00
Debt Service Fund or	35140625	APPLE LEASE INTEREST	0.00	0.00	0.00	0.00	0.00	0.00	0.00
Debt Service Fund or	35140631	INTEREST ON BONDS 2014	156,350.00	0.00	0.00	58,175.00	0.00	98,175.00	62.79
Debt Service Fund or	35140632	INTEREST ON BONDS -	0.00	0.00	0.00	0.00	0.00	0.00	0.00
Debt Service Fund or	35140633	INTEREST ON BONDS -	365,200.00	0.00	0.00	182,600.00	0.00	182,600.00	50.00
Debt Service Fund or	35140634	INTEREST ON BONDS-	0.00	0.00	0.00	0.00	0.00	0.00	195 0.00
Debt Service Fund or	35140635	INTEREST ON BONDS-	225,000.00	0.00	0.00	112,500.00	0.00	112,500.00	50.00
Debt Service Fund or	35140636	INTEREST ON BONDS -	43,800.00	0.00	0.00	0.00	16,000.00	27,800.00	63.47
Debt Service Fund or	35140637	INTEREST ON BONDS 2019	611,250.00	0.00	0.00	0.00	270,125.00	341,125.00	55.81
Debt Service Fund or	35146218	INTEREST ON BONDS 2022	346,400.00	0.00	0.00	0.00	173,200.00	173,200.00	50.00
Debt Service Fund or		PAYMENT TO ESCROW	0.00	0.00	0.00	0.00	0.00	0.00	0.00
Debt Service Fund or	35200619	BONDS RETIRED 2011	0.00	0.00	0.00	0.00	0.00	0.00	0.00
Debt Service Fund or	35200620	BONDS RETIRED 2012A	0.00	0.00	0.00	0.00	0.00	0.00	0.00
Debt Service Fund or	35200621	BONDS RETIRED 2012B	0.00	0.00	0.00	0.00	0.00	0.00	0.00
Debt Service Fund or	35200622	BOND RETIRED THROUGH	0.00	0.00	0.00	0.00	0.00	0.00	0.00
Debt Service Fund or	35200610	BONDS RETIRED 2006B	0.00	0.00	0.00	0.00	0.00	0.00	0.00
Debt Service Fund or	35200611	BOND RETIRED-1999	0.00	0.00	0.00	0.00	0.00	0.00	0.00
Debt Service Fund or	35200612	BONDS RETIRED-2005	0.00	0.00	0.00	0.00	0.00	0.00	0.00
Debt Service Fund or	35200613	BOND RETIRED 2006A	0.00	0.00	0.00	0.00	0.00	0.00	0.00

Expenditure Report

Fiscal Year: 2022-2023
Month: March

COUNTY OF GRUNDY SCHOOL DIST 111

Fund Description	Account	Account Description	Revised Budget	MTD Activity	Encumbrance	Pending Activity	Available Funds	Year to Date Activity	Percent of Budget Used
Debt Service Fund or	35200614	BOND RETIRED 2010	0.00	0.00	0.00	0.00	0.00	0.00	0.00
Debt Service Fund or	35200615	APPLE LEASE PRINCIPAL	0.00	0.00	0.00	0.00	0.00	0.00	0.00
Debt Service Fund or	35200616	BONDS RETIRED - 2001	0.00	0.00	0.00	0.00	0.00	0.00	0.00
Debt Service Fund or	35200617	BONDS RETIRED	0.00	0.00	0.00	0.00	0.00	0.00	0.00
Debt Service Fund or	35200618	BONDS RETIRED 2008	0.00	0.00	0.00	0.00	0.00	0.00	0.00
Debt Service Fund or	35200629	PRINCIPAL ON BONDS	2,840,000.00	0.00	0.00	0.00	0.00	2,840,000.00	100.00
Debt Service Fund or	35200623	INTEREST PAYMENT ON	0.00	0.00	0.00	0.00	0.00	0.00	0.00
Debt Service Fund or	35300624	PRINCIPAL ON BONDS	590,000.00	0.00	0.00	0.00	0.00	590,000.00	100.00
Debt Service Fund or	35300611	BOND PRINCIPAL	0.00	0.00	0.00	0.00	0.00	0.00	0.00
Debt Service Fund or	35300612	COST OF BOND ISSUANCE	0.00	0.00	0.00	0.00	0.00	0.00	0.00
Debt Service Fund or	35300613	PRINCIPAL ON BOND	0.00	0.00	0.00	0.00	0.00	0.00	196 0.00
Debt Service Fund or	35300614	PRINCIPAL ON BOND 2008	0.00	0.00	0.00	0.00	0.00	0.00	0.00
Debt Service Fund or	35300615	PRINCIPAL ON BOND 2010	0.00	0.00	0.00	0.00	0.00	0.00	0.00
Debt Service Fund or	35300616	PRINCIPAL ON BONDS	0.00	0.00	0.00	0.00	0.00	0.00	0.00
Debt Service Fund or	35300617	PRINCIPAL ON BONDS	0.00	0.00	0.00	0.00	0.00	0.00	0.00
Debt Service Fund or	35300618	PRINCIPAL ON BONDS	0.00	0.00	0.00	0.00	0.00	0.00	0.00
Debt Service Fund or	35300619	PRINCIPAL ON BONDS	2,000,000.00	0.00	0.00	0.00	0.00	2,000,000.00	100.00
Debt Service Fund or	35300620	PRINCIPAL ON BONDS	0.00	0.00	0.00	0.00	0.00	0.00	0.00
Debt Service Fund or	35300621	PRINCIPAL ON BONDS	0.00	0.00	0.00	0.00	0.00	0.00	0.00
Debt Service Fund or	35300622	PRINCIPAL ON BONDS	0.00	0.00	0.00	0.00	0.00	0.00	0.00
Debt Service Fund or	35300623	PRINCIPAL ON BONDS	220,000.00	0.00	0.00	220,000.00	0.00	0.00	0.00
Debt Service Fund or	3530611013	PRINCIPAL ON BONDS	965,000.00	0.00	0.00	0.00	965,000.00	0.00	0.00
Debt Service Fund or	35300712	COMPUTER LEASE	0.00	0.00	0.00	0.00	0.00	0.00	0.00
Debt Service Fund or	35300710	PRINTROOM COPIER	0.00	0.00	0.00	0.00	0.00	0.00	0.00

Expenditure Report

Fiscal Year: 2022-2023
Month: March

COUNTY OF GRUNDY SCHOOL DIST 111

Fund Description	Account	Account Description	Revised Budget	MTD Activity	Encumbrance	Pending Activity	Available Funds	Year to Date Activity	Percent of Budget Used
Debt Service Fund or	35300711	OTHER COPIERS LEASE	0.00	0.00	0.00	0.00	0.00	0.00	0.00
Debt Service Fund or	35300714	DISTRICT OFFICE LEASE	0.00	0.00	0.00	0.00	0.00	0.00	0.00
Debt Service Fund or	35300715	MINOOKA ACADEMY	0.00	0.00	0.00	0.00	0.00	0.00	0.00
Debt Service Fund or	353007122	PRINTROOM COPIER	0.00	0.00	0.00	0.00	0.00	0.00	0.00
Debt Service Fund or	353007132	OTHER COPIERS LEASE	0.00	0.00	0.00	0.00	0.00	0.00	0.00
Debt Service Fund or	35900318	BOND LEGAL FEES	0.00	0.00	0.00	0.00	0.00	0.00	0.00
Debt Service Fund or	35900319	BOND CLOSING COSTS	0.00	0.00	0.00	0.00	0.00	0.00	0.00
Debt Service Fund or	35900320	BOND PREMIUM ESCROW	0.00	0.00	0.00	0.00	0.00	0.00	0.00
Debt Service Fund or	35900390	SERVICE CHARGE	3,050.00	500.00	0.00	0.00	1,932.00	1,118.00	36.66
Debt Service Fund or	35900391	REMARKETING AGENT	0.00	0.00	0.00	0.00	0.00	0.00	0.00
Debt Service Fund or	35900611	ESCROW ADJUSTMENTS	0.00	0.00	0.00	0.00	0.00	0.00	197 0.00
Debt Service Fund or	38990000	OTHER MISC FINANCING	0.00	0.00	0.00	0.00	0.00	0.00	0.00
30 - -----			8,366,050.00	500.00	0.00	573,275.00	1,426,257.00	6,366,518.00	
3 - -----			8,366,050.00	500.00	0.00	573,275.00	1,426,257.00	6,366,518.00	
Transportation Fund		DIST 111 GROUP MEDICAL	282,273.16	4,429.91	0.00	0.00	218,442.56	63,830.60	22.61
Transportation Fund		DIST 111 GROUP DENTAL	2,761.22	457.25	0.00	0.00	778.51	1,982.71	71.81
Transportation Fund	42190110	CSBO SALARY	60,106.85	4,998.42	0.00	0.00	15,121.07	44,985.78	74.84
Transportation Fund	42190211	CSBO TRS	0.00	0.00	0.00	0.00	0.00	0.00	0.00
Transportation Fund		CSBO IMRF	1,884.80	235.52	0.00	0.00	745.41	1,139.39	60.45
Transportation Fund	40-2190-	CSBO SALARY (GTL)	0.00	0.00	0.00	0.00	0.00	0.00	0.00
Transportation Fund	42190222	CSBO GROUP INS	9,846.41	910.00	0.00	0.00	2,641.13	7,205.28	73.18
Transportation Fund		CSBO DENTAL INS	523.38	40.18	0.00	0.00	161.76	361.62	69.09
Transportation Fund	42190332	CSBO MILEAGE	0.00	0.00	0.00	0.00	0.00	0.00	0.00
Transportation Fund	42190640	CSBO DUES/CLINICS	0.00	0.00	0.00	0.00	0.00	0.00	0.00

Expenditure Report

Fiscal Year: 2022-2023
Month: March

COUNTY OF GRUNDY SCHOOL DIST 111

Fund Description	Account	Account Description	Revised Budget	MTD Activity	Encumbrance	Pending Activity	Available Funds	Year to Date Activity	Percent of Budget Used
Transportation Fund		BKKPER GROUP INS	0.00	0.00	0.00	0.00	0.00	0.00	0.00
Transportation Fund		DIST 111 GROUP DENTAL	0.00	0.00	0.00	0.00	0.00	0.00	0.00
Transportation Fund	42310200	BOARD OF ED-OTHER	0.00	0.00	0.00	0.00	0.00	0.00	0.00
Transportation Fund		Transportation Purchase	0.00	0.00	0.00	0.00	-4,500.00	4,500.00	0.00
Transportation Fund	42550110	TRANS SECY SALARY	71,635.20	7,095.36	0.00	0.00	11,105.19	60,530.01	84.50
Transportation Fund	42550111	GAVC/PREMIER ROUTE	0.00	0.00	0.00	0.00	0.00	0.00	0.00
Transportation Fund	42550112	OUT OF DISTRICT ROUTE	476,509.31	37,086.51	0.00	0.00	121,220.39	355,288.92	74.56
Transportation Fund	42550113	REGULAR ROUTE SALARY	622,077.49	48,716.74	0.00	0.00	213,081.03	408,996.46	65.75
Transportation Fund	42550114	BKKPER TRANS SALARY	6,945.75	578.82	0.00	0.00	1,736.37	5,209.38	75.00
Transportation Fund	42550115	OUT OF DISTRICT BUS	82,989.36	6,969.13	0.00	0.00	12,359.46	70,629.90	85.11
Transportation Fund	42550116	SHUTTLE(S)	0.00	52.71	0.00	0.00	-1,458.31	1,458.31	198 0.00
Transportation Fund	42550117	BUS SUBS 201 FOR 111	0.00	0.00	0.00	0.00	0.00	0.00	0.00
Transportation Fund	42550118	IDEA PART B SP ED BUS	0.00	0.00	0.00	0.00	0.00	0.00	0.00
Transportation Fund	42550119	FULL TIME DRIVER	75,000.00	7,116.95	0.00	0.00	15,227.91	59,772.09	79.70
Transportation Fund	42550130	EXTRA DUTY (non-drive)	23,500.00	383.18	0.00	0.00	10,647.35	12,852.65	54.69
Transportation Fund	42550131	ACADEMIC TRIP(S)	34,000.00	6,522.56	0.00	0.00	-4,549.42	38,549.42	113.38
Transportation Fund	42550132	ATHLETIC/ACTIVITES	85,000.00	4,489.76	0.00	0.00	27,187.21	57,812.79	68.02
Transportation Fund	42550133	ACTIVITIES TRIP	0.00	0.00	0.00	0.00	0.00	0.00	0.00
Transportation Fund	42550223	TRANS SEC INSURANCE	0.00	0.00	0.00	0.00	-764.32	764.32	0.00
Transportation Fund	42554223	TRANS. DIR. INSURANCE	0.00	0.00	0.00	0.00	0.00	0.00	0.00
Transportation Fund	40-2550-	TRANSPORTATION	47,909.40	4,435.42	0.00	0.00	13,354.30	34,555.10	72.13
Transportation Fund		FT BUS DRIVER GROUP	0.00	0.00	0.00	0.00	0.00	0.00	0.00
Transportation Fund	FULL TIME	40 E 2550 2220 00 300	0.00	0.00	0.00	0.00	-26.60	26.60	0.00
Transportation Fund		BKKPER TRANS GROUP	937.20	86.60	0.00	0.00	251.40	685.80	73.18

Expenditure Report

Fiscal Year: 2022-2023
Month: March

COUNTY OF GRUNDY SCHOOL DIST 111

Fund Description	Account	Account Description	Revised Budget	MTD Activity	Encumbrance	Pending Activity	Available Funds	Year to Date Activity	Percent of Budget Used
Transportation Fund		BUS DRIVER GROUP INS	9,199.61	1,712.26	0.00	0.00	-118.81	9,318.42	101.29
Transportation Fund		TRANS SEC DENTAL INS	493.32	75.56	0.00	0.00	77.74	415.58	84.24
Transportation Fund		BKKPER DENTAL INS	49.24	3.78	0.00	0.00	15.22	34.02	69.09
Transportation Fund	42550230	COURSE	0.00	0.00	0.00	0.00	0.00	0.00	0.00
Transportation Fund	42550310	TRANS HEALTH EXAMS	8,000.00	0.00	0.00	1,527.00	-3,536.00	10,009.00	125.11
Transportation Fund	42551310	TANK TESTING	0.00	0.00	0.00	0.00	0.00	0.00	0.00
Transportation Fund	42550320	BUS LEASES	530,000.00	0.00	0.00	0.00	260,803.50	269,196.50	50.79
Transportation Fund	42550321	GARBAGE DISPOSAL	8,000.00	738.67	0.00	0.00	1,312.83	6,687.17	83.59
Transportation Fund	42550322	CLEANING SERVICES	7,000.00	816.36	0.00	265.62	2,854.03	3,880.35	55.43
Transportation Fund	42551322	SNOW REMOVAL-BUS	20,000.00	0.00	0.00	0.00	20,000.00	0.00	0.00
Transportation Fund	42550331	SPECIAL ED TRANS	0.00	408.72	0.00	0.00	-7,145.58	7,145.58	199 0.00
Transportation Fund	42550332	TRANS MILEAGE	7,500.00	0.00	0.00	0.00	7,500.00	0.00	0.00
Transportation Fund	42550340	PHONE-BUS GARAGE	1,500.00	11.40	0.00	0.00	769.72	730.28	48.69
Transportation Fund	42551340	TRANS POSTAGE	1,500.00	0.00	0.00	0.00	1,470.00	30.00	2.00
Transportation Fund	42550350	TRANS ADVERTISING	20,000.00	0.00	0.00	0.00	19,936.90	63.10	0.32
Transportation Fund	42550370	WATER-BUS GARAGE	7,000.00	24.13	0.00	0.00	6,556.82	443.18	6.33
Transportation Fund	42550380	UNEMPLOY INSURANCE	0.00	0.00	0.00	0.00	0.00	0.00	0.00
Transportation Fund	42550381	WORKERS COMP	0.00	0.00	0.00	0.00	0.00	0.00	0.00
Transportation Fund	42550382	BUS FLEET INSURANCE	0.00	0.00	0.00	0.00	0.00	0.00	0.00
Transportation Fund	42550390	MECHANICS	0.00	0.00	0.00	0.00	0.00	0.00	0.00
Transportation Fund	42550391	ROUTING SOFTWARE	4,000.00	0.00	0.00	0.00	4,000.00	0.00	0.00
Transportation Fund	42550464	VAN FUEL	40,000.00	2,705.77	0.00	1,214.04	14,050.69	24,735.27	61.84
Transportation Fund	42550640	TRANS DIR	5,000.00	208.09	0.00	0.00	4,307.99	692.01	13.84
Transportation Fund	42550690	REFUND ACCOUNT	0.00	0.00	0.00	0.00	0.00	0.00	0.00

Expenditure Report

Fiscal Year: 2022-2023
Month: March

COUNTY OF GRUNDY SCHOOL DIST 111

Fund Description	Account	Account Description	Revised Budget	MTD Activity	Encumbrance	Pending Activity	Available Funds	Year to Date Activity	Percent of Budget Used
Transportation Fund	42552410	OFFICE & NON-REPAIR	20,000.00	2,599.37	0.00	164.48	528.00	19,307.52	96.54
Transportation Fund	42552411	BUS & VAN REPAIR	15,000.00	2,448.77	0.00	2,492.74	-7,483.26	19,990.52	133.27
Transportation Fund	42552464	BUS FUEL	290,000.00	30,776.92	0.00	14,728.82	55,941.76	219,329.42	75.63
Transportation Fund	42552465	NATURAL GAS-BUS	5,500.00	430.38	0.00	0.00	3,418.70	2,081.30	37.84
Transportation Fund	42552466	ELECTRICITY-BUS	8,000.00	503.69	0.00	0.00	4,620.29	3,379.71	42.25
Transportation Fund	42554110	BUS MECHANIC SALARY	105,000.00	8,352.48	0.00	0.00	47,846.17	57,153.83	54.43
Transportation Fund	42554111	TRANS DIRECTORS	39,757.48	6,626.24	0.00	0.00	9,376.78	30,380.70	76.42
Transportation Fund	42554222	BUS MECH GROUP INS	49,467.70	5,694.66	0.00	0.00	14,200.48	35,267.22	71.29
Transportation Fund		TRANS DIRECTORS	29,264.66	1,815.66	0.00	0.00	18,747.01	10,517.65	35.94
Transportation Fund		BUS MECH DENTAL INS	679.24	37.78	0.00	0.00	438.13	241.11	35.50
Transportation Fund		TRANS DIRECTOR DENTAL	498.70	37.78	0.00	0.00	610.07	-111.37	200 -22.33
Transportation Fund	42554300	TRANS CONTR SERV	5,500.00	2,074.42	6,930.00	0.00	-50,354.07	48,924.07	889.53
Transportation Fund	42554323	TRANS REPAIR/MAINT	110,000.00	5,867.37	3,587.51	1,676.46	57,100.38	47,635.65	43.31
Transportation Fund	42554339	INSPECTION/LICENSE	11,500.00	357.00	0.00	0.00	6,028.28	5,471.72	47.58
Transportation Fund	42554540	TRANS EQUIPMENT	2,500.00	0.00	0.00	0.00	605.00	1,895.00	75.80
Transportation Fund	42554550	TRANS VEHICLES	120,000.00	0.00	0.00	0.00	51,850.00	68,150.00	56.79
Transportation Fund	42559520	BUS GARAGE ADDITION	0.00	0.00	0.00	0.00	0.00	0.00	0.00
Transportation Fund	42559530	TRANS BLDG IMPROVE	45,000.00	1,756.09	0.00	0.00	-14,968.40	59,968.40	133.26
Transportation Fund	42559690	TRANS - OTHER	0.00	0.00	0.00	0.00	0.00	0.00	0.00
Transportation Fund	40-481-222-	IMRF (BMF 3000)	0.00	0.00	0.00	0.00	0.00	0.00	0.00
Transportation Fund	40-481-222-	IMRF (BMF 3000)	0.00	0.00	0.00	0.00	0.00	0.00	0.00
40 - -----			3,410,809.48	210,688.37	10,517.51	22,069.16	1,184,122.77	2,194,100.04	
4- - -----			3,410,809.48	210,688.37	10,517.51	22,069.16	1,184,122.77	2,194,100.04	
I.M.R.F./Soc. Sec. Fund	50-1130-212	TITLE 1 SALARIES	6,574.22	465.97	0.00	0.00	4,188.62	2,385.60	36.29

Expenditure Report

Fiscal Year: 2022-2023
Month: March

COUNTY OF GRUNDY SCHOOL DIST 111

Fund Description	Account	Account Description	Revised Budget	MTD Activity	Encumbrance	Pending Activity	Available Funds	Year to Date Activity	Percent of Budget Used
I.M.R.F./Soc. Sec. Fund	51130212	CAMPUS MONITOR IMRF	22,021.73	1,448.82	0.00	0.00	7,707.99	14,313.74	65.00
I.M.R.F./Soc. Sec. Fund		NURSE IMRF	400.00	21.92	0.00	0.00	148.42	251.58	62.90
I.M.R.F./Soc. Sec. Fund		DEAN SEC IMRF	1,000.00	87.84	0.00	0.00	103.63	896.37	89.64
I.M.R.F./Soc. Sec. Fund		PI IMRF	300.00	0.00	0.00	0.00	300.00	0.00	0.00
I.M.R.F./Soc. Sec. Fund	5113021250	ATH TRAINER IMRF	0.00	0.00	0.00	0.00	0.00	0.00	0.00
I.M.R.F./Soc. Sec. Fund	50-1130-213	TITLE 1 FICA	4,290.54	318.53	0.00	0.00	2,737.17	1,553.37	36.20
I.M.R.F./Soc. Sec. Fund	51130213	CAMPUS MONITOR FICA	14,372.08	870.43	0.00	0.00	6,228.41	8,143.67	56.66
I.M.R.F./Soc. Sec. Fund		NURSE FICA	2,872.09	14.98	0.00	0.00	2,710.76	161.33	5.62
I.M.R.F./Soc. Sec. Fund		DEAN SEC FICA	626.64	57.65	0.00	0.00	100.33	526.31	83.99
I.M.R.F./Soc. Sec. Fund		MONITOR FICA	0.00	0.00	0.00	0.00	0.00	0.00	0.00
I.M.R.F./Soc. Sec. Fund		SEC FICA	0.00	0.00	0.00	0.00	0.00	0.00	201 0.00
I.M.R.F./Soc. Sec. Fund	5113021305	ENGLISH/DRAMA FICA	0.00	0.00	0.00	0.00	0.00	0.00	0.00
I.M.R.F./Soc. Sec. Fund	5113021312	MUSIC SALARY FICA	0.00	0.00	0.00	0.00	0.00	0.00	0.00
I.M.R.F./Soc. Sec. Fund	5113021321	DRIVER ED FICA	0.00	0.00	0.00	0.00	0.00	0.00	0.00
I.M.R.F./Soc. Sec. Fund	50-1130-	INSTR LEADER SALARY	0.00	0.00	0.00	0.00	0.00	0.00	0.00
I.M.R.F./Soc. Sec. Fund	5113021350	ATH TRAINER FICA	0.00	0.00	0.00	0.00	0.00	0.00	0.00
I.M.R.F./Soc. Sec. Fund	50-1130-214	AIDE MEDICARE	1,003.43	74.50	0.00	0.00	640.09	363.34	36.21
I.M.R.F./Soc. Sec. Fund	51130214	INSTR MEDICARE	4,000.00	270.53	0.00	0.00	1,372.36	2,627.64	65.69
I.M.R.F./Soc. Sec. Fund		INSTR MEDICARE	7,300.00	889.94	0.00	0.00	1,094.41	6,205.59	85.01
I.M.R.F./Soc. Sec. Fund		DEAN MEDICARE	1,000.00	64.91	0.00	0.00	186.85	813.15	81.32
I.M.R.F./Soc. Sec. Fund		INSTR MEDICARE	0.00	0.00	0.00	0.00	-2.07	2.07	0.00
I.M.R.F./Soc. Sec. Fund		INSTR MEDICARE	0.00	0.00	0.00	0.00	-920.18	920.18	0.00
I.M.R.F./Soc. Sec. Fund		MEDICARE	0.00	0.00	0.00	0.00	0.00	0.00	0.00
I.M.R.F./Soc. Sec. Fund	5113021402	ART MEDICARE	3,381.86	267.36	0.00	0.00	1,054.37	2,327.49	68.82

Expenditure Report

Fiscal Year: 2022-2023
Month: March

COUNTY OF GRUNDY SCHOOL DIST 111

Fund Description	Account	Account Description	Revised Budget	MTD Activity	Encumbrance	Pending Activity	Available Funds	Year to Date Activity	Percent of Budget Used
I.M.R.F./Soc. Sec. Fund	5113021405	ENGLISH/DRAMA	25,569.92	1,981.37	0.00	0.00	7,328.38	18,241.54	71.34
I.M.R.F./Soc. Sec. Fund	5113021406	FOREIGN LANG MEDICARE	11,713.99	982.53	0.00	0.00	3,024.83	8,689.16	74.18
I.M.R.F./Soc. Sec. Fund	5113021411	MATH MEDICARE	20,947.63	1,625.00	0.00	0.00	6,462.50	14,485.13	69.15
I.M.R.F./Soc. Sec. Fund	5113021412	MUSIC MEDICARE	3,812.59	297.84	0.00	0.00	1,146.51	2,666.08	69.93
I.M.R.F./Soc. Sec. Fund	5113021413	NAT SCIENCE MEDICARE	20,947.63	1,575.52	0.00	0.00	6,745.51	14,202.12	67.80
I.M.R.F./Soc. Sec. Fund	5113021415	SOC SCIENCE MEDICARE	19,074.43	1,524.67	0.00	0.00	5,435.82	13,638.61	71.50
I.M.R.F./Soc. Sec. Fund	5113021421	DRIVER ED MEDICARE	0.00	0.00	0.00	0.00	0.00	0.00	0.00
I.M.R.F./Soc. Sec. Fund	5113021427	DEPT CHAIR MEDICARE	10,946.08	871.10	0.00	0.00	3,069.17	7,876.91	71.96
I.M.R.F./Soc. Sec. Fund	5113021450	PHYS ED MEDICARE	18,224.38	1,403.88	0.00	0.00	5,664.92	12,559.46	68.92
I.M.R.F./Soc. Sec. Fund	50-1200-	IDEA PART B SP ED	0.00	0.00	0.00	0.00	0.00	0.00	0.00
I.M.R.F./Soc. Sec. Fund	50-1200-	IDEA SP ED LOCAL (RM)	0.00	0.00	0.00	0.00	0.00	0.00	202 0.00
I.M.R.F./Soc. Sec. Fund		SPEC ED AIDE IMRF	15,214.47	866.82	0.00	0.00	7,108.21	8,106.26	53.28
I.M.R.F./Soc. Sec. Fund		SPEC ED SEC IMRF	3,800.00	292.42	0.00	0.00	1,007.66	2,792.34	73.48
I.M.R.F./Soc. Sec. Fund	50-1200-	IDEA PART B SP ED	0.00	0.00	0.00	0.00	0.00	0.00	0.00
I.M.R.F./Soc. Sec. Fund	50-1200-	IDEA SP ED LOCAL (FR)	0.00	0.00	0.00	0.00	0.00	0.00	0.00
I.M.R.F./Soc. Sec. Fund		SPEC ED AIDE FICA	9,929.44	583.86	0.00	0.00	4,768.85	5,160.59	51.97
I.M.R.F./Soc. Sec. Fund		SPEC ED SEC FICA	2,500.00	193.68	0.00	0.00	756.88	1,743.12	69.72
I.M.R.F./Soc. Sec. Fund	50-1200-	SPECIAL ED SALARY	18,579.27	1,417.78	0.00	0.00	5,741.26	12,838.01	69.10
I.M.R.F./Soc. Sec. Fund		SPEC ED MEDICARE	0.00	0.00	0.00	0.00	0.00	0.00	0.00
I.M.R.F./Soc. Sec. Fund		SPEC ED AIDE MEDICARE	2,322.21	136.56	0.00	0.00	1,107.43	1,214.78	52.31
I.M.R.F./Soc. Sec. Fund		SPEC ED SEC MEDICARE	560.98	45.30	0.00	0.00	153.28	407.70	72.68
I.M.R.F./Soc. Sec. Fund	51250212	COOP HOMEBOUND/HOSP	0.00	0.00	0.00	0.00	0.00	0.00	0.00
I.M.R.F./Soc. Sec. Fund	51250213	COOP HOMEBOUND/HOSP	0.00	0.00	0.00	0.00	0.00	0.00	0.00
I.M.R.F./Soc. Sec. Fund	51250214	COOP HB/HOSP	0.00	0.00	0.00	0.00	0.00	0.00	0.00

Expenditure Report

Fiscal Year: 2022-2023
Month: March

COUNTY OF GRUNDY SCHOOL DIST 111

Fund Description	Account	Account Description	Revised Budget	MTD Activity	Encumbrance	Pending Activity	Available Funds	Year to Date Activity	Percent of Budget Used
I.M.R.F./Soc. Sec. Fund	50-1400-	CTE SALARY IMRF	0.00	0.00	0.00	0.00	0.00	0.00	0.00
I.M.R.F./Soc. Sec. Fund	51400213	VOC ED GRANT FICA	0.00	0.00	0.00	0.00	0.00	0.00	0.00
I.M.R.F./Soc. Sec. Fund	51400214	VOC ED GRANT MEDICARE	4,311.68	330.07	0.00	0.00	1,330.32	2,981.36	69.15
I.M.R.F./Soc. Sec. Fund	5140021410	IND TECH MEDICARE	3,488.85	279.71	0.00	0.00	1,002.52	2,486.33	71.27
I.M.R.F./Soc. Sec. Fund	5140121401	AG MEDICARE	3,650.55	287.70	0.00	0.00	1,083.06	2,567.49	70.33
I.M.R.F./Soc. Sec. Fund	5140721403	BUSINESS ED MEDICARE	3,350.37	272.36	0.00	0.00	911.36	2,439.01	72.80
I.M.R.F./Soc. Sec. Fund	51410214	VIDEO EDIT MEDICARE	0.00	0.00	0.00	0.00	0.00	0.00	0.00
I.M.R.F./Soc. Sec. Fund	5141121430	INST. TECH MEDICARE	1,238.58	97.52	0.00	0.00	366.24	872.34	70.43
I.M.R.F./Soc. Sec. Fund	51417212	ATHLETIC TRAINER IMRF	5,466.00	434.88	0.00	0.00	1,118.25	4,347.75	79.54
I.M.R.F./Soc. Sec. Fund	51417213	ATHLETIC TRAINER FICA	3,567.28	291.50	0.00	0.00	821.64	2,745.64	76.97
I.M.R.F./Soc. Sec. Fund	51417214	ATHLETIC TRAINER	834.28	68.18	0.00	0.00	192.10	642.18	203 76.97
I.M.R.F./Soc. Sec. Fund	5142021409	FAM/CONS SCI MEDICARE	3,640.46	301.06	0.00	0.00	1,022.87	2,617.59	71.90
I.M.R.F./Soc. Sec. Fund	50-1500-212	INVITATIONAL WKRS (RM)	0.00	0.00	0.00	0.00	0.00	0.00	0.00
I.M.R.F./Soc. Sec. Fund	5150021230	ATHLETIC DIR SECY IMRF	0.00	0.00	0.00	0.00	0.00	0.00	0.00
I.M.R.F./Soc. Sec. Fund		ATHLETIC DIR SECY IMRF	5,058.82	419.59	0.00	0.00	1,198.33	3,860.49	76.31
I.M.R.F./Soc. Sec. Fund		ATHLETIC IMRF	3,000.00	32.67	0.00	0.00	512.83	2,487.17	82.91
I.M.R.F./Soc. Sec. Fund		ATH/ACT	495.98	39.46	0.00	0.00	102.22	393.76	79.39
I.M.R.F./Soc. Sec. Fund		50 E 1500 2120 30 300	0.00	13.06	0.00	0.00	-103.34	103.34	0.00
I.M.R.F./Soc. Sec. Fund		TECH DIR IMRF	488.07	38.84	0.00	0.00	117.26	370.81	75.97
I.M.R.F./Soc. Sec. Fund		ATH/ACT	0.00	0.00	0.00	0.00	0.00	0.00	0.00
I.M.R.F./Soc. Sec. Fund		ATH/ACT	345.56	60.38	0.00	0.00	-189.02	534.58	154.70
I.M.R.F./Soc. Sec. Fund	51500212	MAIN OFFICE IMRF	0.00	0.00	0.00	0.00	0.00	0.00	0.00
I.M.R.F./Soc. Sec. Fund	5150021270	ACTIVITY DIR SECY IMRF	5,058.82	367.52	0.00	0.00	1,549.39	3,509.43	69.37
I.M.R.F./Soc. Sec. Fund		ATH/ACT	0.00	0.00	0.00	0.00	0.00	0.00	0.00

Expenditure Report

Fiscal Year: 2022-2023
Month: March

COUNTY OF GRUNDY SCHOOL DIST 111

Fund Description	Account	Account Description	Revised Budget	MTD Activity	Encumbrance	Pending Activity	Available Funds	Year to Date Activity	Percent of Budget Used
I.M.R.F./Soc. Sec. Fund		ATH/ACT	1,000.00	72.19	0.00	0.00	503.48	496.52	49.65
I.M.R.F./Soc. Sec. Fund		ATH/ACT	0.00	0.00	0.00	0.00	0.00	0.00	0.00
I.M.R.F./Soc. Sec. Fund		ATH/ACT	0.00	0.00	0.00	0.00	0.00	0.00	0.00
I.M.R.F./Soc. Sec. Fund		ATH/ACT	408.31	19.66	0.00	0.00	220.67	187.64	45.96
I.M.R.F./Soc. Sec. Fund		ATH/ACT	325.00	0.00	0.00	0.00	176.05	148.95	45.83
I.M.R.F./Soc. Sec. Fund		50 E 1500 2120 70 300	0.00	14.12	0.00	0.00	-111.66	111.66	0.00
I.M.R.F./Soc. Sec. Fund	50-1500-213	INVITATIONAL WKRS (FR)	0.00	0.00	0.00	0.00	0.00	0.00	0.00
I.M.R.F./Soc. Sec. Fund	5150021330	GOLF COACH FICA	0.00	0.00	0.00	0.00	0.00	0.00	0.00
I.M.R.F./Soc. Sec. Fund		ATH/ACT	3,000.00	283.84	0.00	0.00	702.72	2,297.28	76.58
I.M.R.F./Soc. Sec. Fund		ATH/ACT	2,500.00	22.33	0.00	0.00	906.42	1,593.58	63.74
I.M.R.F./Soc. Sec. Fund		ATH/ACT	470.82	0.00	0.00	0.00	470.82	0.00	204 0.00
I.M.R.F./Soc. Sec. Fund		ATH/ACT	161.85	0.00	0.00	0.00	161.85	0.00	0.00
I.M.R.F./Soc. Sec. Fund		ATH/ACT	1,015.21	0.00	0.00	0.00	294.27	720.94	71.01
I.M.R.F./Soc. Sec. Fund		ATH/ACT	588.06	0.00	0.00	0.00	588.06	0.00	0.00
I.M.R.F./Soc. Sec. Fund		ATH/ACT	323.69	26.98	0.00	0.00	70.23	253.46	78.30
I.M.R.F./Soc. Sec. Fund		ATH/ACT	1,480.26	8.92	0.00	0.00	588.17	892.09	60.27
I.M.R.F./Soc. Sec. Fund		ATH/ACT	318.48	26.54	0.00	0.00	79.63	238.85	75.00
I.M.R.F./Soc. Sec. Fund		ATH/ACT	1,738.38	0.00	0.00	0.00	0.02	1,738.36	100.00
I.M.R.F./Soc. Sec. Fund		50 E 1500 2130 30 300	0.00	0.00	0.00	0.00	-784.06	784.06	0.00
I.M.R.F./Soc. Sec. Fund		ATH/ACT	323.70	0.00	0.00	0.00	0.00	323.70	100.00
I.M.R.F./Soc. Sec. Fund		ATH/ACT	246.02	0.00	0.00	0.00	0.00	246.02	100.00
I.M.R.F./Soc. Sec. Fund		ATH/ACT	588.52	0.00	0.00	0.00	588.52	0.00	0.00
I.M.R.F./Soc. Sec. Fund		ATH/ACT	1,774.08	0.00	0.00	0.00	1,774.08	0.00	0.00
I.M.R.F./Soc. Sec. Fund		ATH/ACT	1,459.94	41.28	0.00	0.00	1,114.73	345.21	23.65

Expenditure Report

Fiscal Year: 2022-2023
Month: March

COUNTY OF GRUNDY SCHOOL DIST 111

Fund Description	Account	Account Description	Revised Budget	MTD Activity	Encumbrance	Pending Activity	Available Funds	Year to Date Activity	Percent of Budget Used
I.M.R.F./Soc. Sec. Fund	51500213	MAIN OFFICE FICA	0.00	0.00	0.00	0.00	0.00	0.00	0.00
I.M.R.F./Soc. Sec. Fund	5150021370	ACTIVITIES FICA	3,000.00	233.04	0.00	0.00	837.62	2,162.38	72.08
I.M.R.F./Soc. Sec. Fund		ATH/ACT	0.00	0.00	0.00	0.00	0.00	0.00	0.00
I.M.R.F./Soc. Sec. Fund		ATH/ACT	923.39	48.24	0.00	0.00	562.94	360.45	39.04
I.M.R.F./Soc. Sec. Fund		ATH/ACT	0.00	0.00	0.00	0.00	0.00	0.00	0.00
I.M.R.F./Soc. Sec. Fund		ATH/ACT	52.64	0.00	0.00	0.00	52.64	0.00	0.00
I.M.R.F./Soc. Sec. Fund		ATH/ACT	516.83	0.00	0.00	0.00	129.95	386.88	74.86
I.M.R.F./Soc. Sec. Fund		ATH/ACT	105.28	0.00	0.00	0.00	0.00	105.28	100.00
I.M.R.F./Soc. Sec. Fund		ATH/ACT	115.80	0.00	0.00	0.00	0.00	115.80	100.00
I.M.R.F./Soc. Sec. Fund		ATH/ACT	177.32	0.00	0.00	0.00	88.66	88.66	50.00
I.M.R.F./Soc. Sec. Fund		ATH/ACT	307.27	0.00	0.00	0.00	307.27	0.00	205 0.00
I.M.R.F./Soc. Sec. Fund		ATH/ACT	266.48	13.44	0.00	0.00	145.54	120.94	45.38
I.M.R.F./Soc. Sec. Fund		ATH/ACT	500.00	0.00	0.00	0.00	287.76	212.24	42.45
I.M.R.F./Soc. Sec. Fund		ATH/ACT	126.33	0.00	0.00	0.00	126.33	0.00	0.00
I.M.R.F./Soc. Sec. Fund		ATH/ACT	354.64	0.00	0.00	0.00	137.89	216.75	61.12
I.M.R.F./Soc. Sec. Fund		50 E 1500 2130 70 300	0.00	9.66	0.00	0.00	-72.44	72.44	0.00
I.M.R.F./Soc. Sec. Fund	50-1500-214	INVITATIONAL WKRS (MR)	0.00	0.00	0.00	0.00	0.00	0.00	0.00
I.M.R.F./Soc. Sec. Fund	5150021530	ASST ATHLETIC DIR	0.00	0.00	0.00	0.00	0.00	0.00	0.00
I.M.R.F./Soc. Sec. Fund	50-1500-	ASST ATHLETIC DIR	0.00	0.00	0.00	0.00	0.00	0.00	0.00
I.M.R.F./Soc. Sec. Fund	5150021430	ATHLETIC MEDICARE	3,485.09	276.76	0.00	0.00	984.83	2,500.26	71.74
I.M.R.F./Soc. Sec. Fund		ATH/ACT	963.93	84.32	0.00	0.00	266.22	697.71	72.38
I.M.R.F./Soc. Sec. Fund		ATH/ACT	1,500.00	28.06	0.00	0.00	444.17	1,055.83	70.39
I.M.R.F./Soc. Sec. Fund		ATH/ACT	182.45	15.20	0.00	0.00	46.26	136.19	74.65
I.M.R.F./Soc. Sec. Fund		ATH/ACT	569.39	19.33	0.00	0.00	395.36	174.03	30.56

Expenditure Report

Fiscal Year: 2022-2023
Month: March

COUNTY OF GRUNDY SCHOOL DIST 111

Fund Description	Account	Account Description	Revised Budget	MTD Activity	Encumbrance	Pending Activity	Available Funds	Year to Date Activity	Percent of Budget Used
I.M.R.F./Soc. Sec. Fund		ATH/ACT	189.27	15.78	0.00	0.00	53.90	135.37	71.52
I.M.R.F./Soc. Sec. Fund		ATH/ACT	483.37	37.12	0.00	0.00	149.42	333.95	69.09
I.M.R.F./Soc. Sec. Fund		ATH/ACT	256.36	21.36	0.00	0.00	58.12	198.24	77.33
I.M.R.F./Soc. Sec. Fund		ATH/ACT	443.35	17.44	0.00	0.00	42.11	401.24	90.50
I.M.R.F./Soc. Sec. Fund		ATH/ACT	345.94	30.98	0.00	0.00	65.00	280.94	81.21
I.M.R.F./Soc. Sec. Fund		ATH/ACT	1,046.64	75.72	0.00	0.00	214.41	832.23	79.51
I.M.R.F./Soc. Sec. Fund		ATH/ACT	689.73	46.50	0.00	0.00	268.87	420.86	61.02
I.M.R.F./Soc. Sec. Fund		ATH/ACT	432.12	28.57	0.00	0.00	83.17	348.95	80.75
I.M.R.F./Soc. Sec. Fund		ATH/ACT	574.78	22.62	0.00	0.00	177.30	397.48	69.15
I.M.R.F./Soc. Sec. Fund		ATH/ACT	184.47	8.41	0.00	0.00	92.39	92.08	49.92
I.M.R.F./Soc. Sec. Fund		ATH/ACT	325.43	27.15	0.00	0.00	81.13	244.30	206 75.07
I.M.R.F./Soc. Sec. Fund		ATH/ACT	406.56	0.00	0.00	0.00	0.00	406.56	100.00
I.M.R.F./Soc. Sec. Fund		ATH/ACT	448.18	21.10	0.00	0.00	63.75	384.43	85.78
I.M.R.F./Soc. Sec. Fund		ATH/ACT	514.70	37.14	0.00	0.00	105.63	409.07	79.48
I.M.R.F./Soc. Sec. Fund		ATH/ACT	164.79	8.94	0.00	0.00	27.59	137.20	83.26
I.M.R.F./Soc. Sec. Fund		ATH/ACT	132.67	11.06	0.00	0.00	33.77	98.90	74.55
I.M.R.F./Soc. Sec. Fund		ATH/ACT	468.84	41.06	0.00	0.00	112.23	356.61	76.06
I.M.R.F./Soc. Sec. Fund		ATH/ACT	452.40	26.24	0.00	0.00	207.64	244.76	54.10
I.M.R.F./Soc. Sec. Fund		ATH/ACT	270.78	4.00	0.00	0.00	240.81	29.97	11.07
I.M.R.F./Soc. Sec. Fund		ATH/ACT	222.83	9.66	0.00	0.00	142.03	80.80	36.26
I.M.R.F./Soc. Sec. Fund		ATH/ACT	220.59	18.38	0.00	0.00	82.73	137.86	62.50
I.M.R.F./Soc. Sec. Fund		50 E 1500 2140 30 300	189.27	15.78	0.00	0.00	70.93	118.34	62.52
I.M.R.F./Soc. Sec. Fund	5150021470	ACTIVITIES MEDICARE	1,523.83	122.62	0.00	0.00	431.04	1,092.79	71.71
I.M.R.F./Soc. Sec. Fund		ATH/ACT	769.69	55.76	0.00	0.00	206.78	562.91	73.13

Expenditure Report

Fiscal Year: 2022-2023
Month: March

COUNTY OF GRUNDY SCHOOL DIST 111

Fund Description	Account	Account Description	Revised Budget	MTD Activity	Encumbrance	Pending Activity	Available Funds	Year to Date Activity	Percent of Budget Used
I.M.R.F./Soc. Sec. Fund		ATH/ACT	326.96	27.24	0.00	0.00	82.41	244.55	74.80
I.M.R.F./Soc. Sec. Fund		ATH/ACT	435.00	19.74	0.00	0.00	222.21	212.79	48.92
I.M.R.F./Soc. Sec. Fund		ATH/ACT	73.98	6.18	0.00	0.00	18.79	55.19	74.60
I.M.R.F./Soc. Sec. Fund		ATH/ACT	178.81	14.91	0.00	0.00	45.15	133.66	74.75
I.M.R.F./Soc. Sec. Fund		ATH/ACT	75.63	8.36	0.00	0.00	7.23	68.40	90.44
I.M.R.F./Soc. Sec. Fund		50 E 1500 2140 70 300	0.00	1.02	0.00	0.00	-7.65	7.65	0.00
I.M.R.F./Soc. Sec. Fund		ATH/ACT	35.96	3.00	0.00	0.00	9.23	26.73	74.33
I.M.R.F./Soc. Sec. Fund		ATH/ACT	304.30	25.38	0.00	0.00	77.76	226.54	74.45
I.M.R.F./Soc. Sec. Fund		ATH/ACT	143.26	11.94	0.00	0.00	35.80	107.46	75.01
I.M.R.F./Soc. Sec. Fund		ATH/ACT	132.33	11.02	0.00	0.00	26.67	105.66	79.85
I.M.R.F./Soc. Sec. Fund		ATH/ACT	80.98	6.50	0.00	0.00	22.48	58.50	207 72.24
I.M.R.F./Soc. Sec. Fund		ATH/ACT	269.10	7.22	0.00	0.00	200.36	68.74	25.54
I.M.R.F./Soc. Sec. Fund		ATH/ACT	242.90	22.06	0.00	0.00	53.25	189.65	78.08
I.M.R.F./Soc. Sec. Fund		ATH/ACT	47.95	0.00	0.00	0.00	44.16	3.79	7.90
I.M.R.F./Soc. Sec. Fund		ATH/ACT	136.76	3.80	0.00	0.00	102.56	34.20	25.01
I.M.R.F./Soc. Sec. Fund		ATH/ACT	33.43	2.80	0.00	0.00	8.23	25.20	75.38
I.M.R.F./Soc. Sec. Fund		ATH/ACT	105.56	8.81	0.00	0.00	26.39	79.17	75.00
I.M.R.F./Soc. Sec. Fund		ATH/ACT	30.39	0.00	0.00	0.00	26.57	3.82	12.57
I.M.R.F./Soc. Sec. Fund		ATH/ACT	52.78	4.42	0.00	0.00	13.51	39.27	74.40
I.M.R.F./Soc. Sec. Fund		ATH/ACT	32.01	2.66	0.00	0.00	8.07	23.94	74.79
I.M.R.F./Soc. Sec. Fund		ATH/ACT	169.07	14.08	0.00	0.00	43.10	125.97	74.51
I.M.R.F./Soc. Sec. Fund		ATH/ACT	77.60	6.48	0.00	0.00	19.31	58.29	75.12
I.M.R.F./Soc. Sec. Fund		ATH/ACT	120.87	2.54	0.00	0.00	7.56	113.31	93.75
I.M.R.F./Soc. Sec. Fund		ATH/ACT	24.62	2.06	0.00	0.00	9.17	15.45	62.75

Expenditure Report

Fiscal Year: 2022-2023
Month: March

COUNTY OF GRUNDY SCHOOL DIST 111

Fund Description	Account	Account Description	Revised Budget	MTD Activity	Encumbrance	Pending Activity	Available Funds	Year to Date Activity	Percent of Budget Used
I.M.R.F./Soc. Sec. Fund		ATH/ACT	42.55	3.54	0.00	0.00	10.69	31.86	74.88
I.M.R.F./Soc. Sec. Fund		ATH/ACT	41.86	3.48	0.00	0.00	10.54	31.32	74.82
I.M.R.F./Soc. Sec. Fund		ATH/ACT	87.40	7.26	0.00	0.00	22.03	65.37	74.79
I.M.R.F./Soc. Sec. Fund		ATH/ACT	41.86	3.48	0.00	0.00	10.54	31.32	74.82
I.M.R.F./Soc. Sec. Fund		ATH/ACT	30.39	0.00	0.00	0.00	30.39	0.00	0.00
I.M.R.F./Soc. Sec. Fund		ATH/ACT	57.75	4.82	0.00	0.00	14.40	43.35	75.06
I.M.R.F./Soc. Sec. Fund		ATH/ACT	39.51	1.64	0.00	0.00	22.26	17.25	43.66
I.M.R.F./Soc. Sec. Fund		ATH/ACT	24.62	0.00	0.00	0.00	0.00	24.62	100.00
I.M.R.F./Soc. Sec. Fund		ATH/ACT	27.08	2.26	0.00	0.00	7.05	20.03	73.97
I.M.R.F./Soc. Sec. Fund		ATH/ACT	27.08	0.00	0.00	0.00	0.00	27.08	100.00
I.M.R.F./Soc. Sec. Fund		ATH/ACT	29.55	2.46	0.00	0.00	7.35	22.20	208 75.13
I.M.R.F./Soc. Sec. Fund		ATH/ACT	69.86	5.82	0.00	0.00	17.94	51.92	74.32
I.M.R.F./Soc. Sec. Fund		ATH/ACT	123.49	6.82	0.00	0.00	42.12	81.37	65.89
I.M.R.F./Soc. Sec. Fund		ATH/ACT	29.54	2.45	0.00	0.00	7.43	22.11	74.85
I.M.R.F./Soc. Sec. Fund		ATH/ACT	71.86	0.00	0.00	0.00	71.86	0.00	0.00
I.M.R.F./Soc. Sec. Fund		ATH/ACT	62.32	3.14	0.00	0.00	30.25	32.07	51.46
I.M.R.F./Soc. Sec. Fund		ATH/ACT	30.39	3.04	0.00	0.00	3.42	26.97	88.75
I.M.R.F./Soc. Sec. Fund		ATH/ACT	507.50	0.00	0.00	0.00	-110.05	617.55	121.68
I.M.R.F./Soc. Sec. Fund		ATH/ACT	29.55	0.00	0.00	0.00	29.55	0.00	0.00
I.M.R.F./Soc. Sec. Fund		ATH/ACT	39.51	3.30	0.00	0.00	10.25	29.26	74.06
I.M.R.F./Soc. Sec. Fund		ATH/ACT	82.94	0.00	0.00	0.00	32.24	50.70	61.13
I.M.R.F./Soc. Sec. Fund		ATH/ACT	21.75	1.82	0.00	0.00	4.02	17.73	81.52
I.M.R.F./Soc. Sec. Fund		ATH/ACT	100.79	8.40	0.00	0.00	19.05	81.74	81.10
I.M.R.F./Soc. Sec. Fund		ATH/ACT	49.24	4.12	0.00	0.00	18.34	30.90	62.75

Expenditure Report

Fiscal Year: 2022-2023
Month: March

COUNTY OF GRUNDY SCHOOL DIST 111

Fund Description	Account	Account Description	Revised Budget	MTD Activity	Encumbrance	Pending Activity	Available Funds	Year to Date Activity	Percent of Budget Used
I.M.R.F./Soc. Sec. Fund		ATH/ACT	27.08	2.26	0.00	0.00	10.13	16.95	62.59
I.M.R.F./Soc. Sec. Fund		ATH/ACT	59.09	4.92	0.00	0.00	22.20	36.89	62.43
I.M.R.F./Soc. Sec. Fund		ATH/ACT	27.08	2.26	0.00	0.00	10.13	16.95	62.59
I.M.R.F./Soc. Sec. Fund		ATH/ACT	24.62	2.06	0.00	0.00	9.17	15.45	62.75
I.M.R.F./Soc. Sec. Fund		ATH/ACT	36.47	3.04	0.00	0.00	13.66	22.81	62.54
I.M.R.F./Soc. Sec. Fund		ATH/ACT	33.43	2.78	0.00	0.00	12.58	20.85	62.37
I.M.R.F./Soc. Sec. Fund	50-1600-	SUMMER SCHOOL SALARY	0.00	0.00	0.00	0.00	0.00	0.00	0.00
I.M.R.F./Soc. Sec. Fund	50-1600-	SUMMER SCHOOL SALARY	0.00	0.00	0.00	0.00	0.00	0.00	0.00
I.M.R.F./Soc. Sec. Fund	51600214	SUMMER SCHOOL	0.00	0.00	0.00	0.00	0.00	0.00	0.00
I.M.R.F./Soc. Sec. Fund	50-1700-	SUMMER DR ED SALARY	0.00	0.00	0.00	0.00	0.00	0.00	0.00
I.M.R.F./Soc. Sec. Fund	50-1700-	SUMMER DR ED SALARY	0.00	0.00	0.00	0.00	0.00	0.00	209 0.00
I.M.R.F./Soc. Sec. Fund	5170021430	SUMMER DR ED	0.00	0.00	0.00	0.00	0.00	0.00	0.00
I.M.R.F./Soc. Sec. Fund	5170021421	DRIVER ED MEDICARE	6,547.78	512.10	0.00	0.00	1,972.63	4,575.15	69.87
I.M.R.F./Soc. Sec. Fund	51900212	MINOOKA ACADEMY SECY	0.00	0.00	0.00	0.00	0.00	0.00	0.00
I.M.R.F./Soc. Sec. Fund		MINOOKA ACADEMY SECY	3,257.66	259.18	0.00	0.00	797.10	2,460.56	75.53
I.M.R.F./Soc. Sec. Fund	51900213	MINOOKA ACADEMY SECY	0.00	0.00	0.00	0.00	0.00	0.00	0.00
I.M.R.F./Soc. Sec. Fund		MINOOKA ACADEMY SECY	2,126.05	157.92	0.00	0.00	713.77	1,412.28	66.43
I.M.R.F./Soc. Sec. Fund	51900214	MINOOKA ACADEMY	1,531.03	121.88	0.00	0.00	437.81	1,093.22	71.40
I.M.R.F./Soc. Sec. Fund		MINOOKA ACADEMY SECY	497.22	36.94	0.00	0.00	166.90	330.32	66.43
I.M.R.F./Soc. Sec. Fund	50-2100-	MAIN OFFICE SECY	0.00	0.00	0.00	0.00	0.00	0.00	0.00
I.M.R.F./Soc. Sec. Fund		MAIN OFFICE SECY	3,517.49	258.24	0.00	0.00	882.63	2,634.86	74.91
I.M.R.F./Soc. Sec. Fund	521002121	MINOOKA ACADEMY DIR	0.00	0.00	0.00	0.00	0.00	0.00	0.00
I.M.R.F./Soc. Sec. Fund	50-2100-	DIR OF STUDENT SERV	0.00	0.00	0.00	0.00	0.00	0.00	0.00
I.M.R.F./Soc. Sec. Fund	50-2100-	MAIN OFFICE SECY	0.00	0.00	0.00	0.00	0.00	0.00	0.00

Expenditure Report

Fiscal Year: 2022-2023
Month: March

COUNTY OF GRUNDY SCHOOL DIST 111

Fund Description	Account	Account Description	Revised Budget	MTD Activity	Encumbrance	Pending Activity	Available Funds	Year to Date Activity	Percent of Budget Used
I.M.R.F./Soc. Sec. Fund		MAIN OFFICE SECY	2,295.62	171.64	0.00	0.00	652.03	1,643.59	71.60
I.M.R.F./Soc. Sec. Fund	521002131	MINOOKA ACADEMY DIR	0.00	0.00	0.00	0.00	0.00	0.00	0.00
I.M.R.F./Soc. Sec. Fund	50-2100-	DIR OF STUDENT SERV	0.00	0.00	0.00	0.00	0.00	0.00	0.00
I.M.R.F./Soc. Sec. Fund	52100214	ASST PRIN-LEARN MED	0.00	0.00	0.00	0.00	0.00	0.00	0.00
I.M.R.F./Soc. Sec. Fund		MAIN OFFICE SECY	536.88	40.16	0.00	0.00	152.40	384.48	71.61
I.M.R.F./Soc. Sec. Fund	50-2100-	DIR STUDENT SERV. SA	1,942.34	161.86	0.00	0.00	483.60	1,458.74	75.10
I.M.R.F./Soc. Sec. Fund	52100215	DIR OF STUD SER	0.00	0.00	0.00	0.00	0.00	0.00	0.00
I.M.R.F./Soc. Sec. Fund	50-2110-212	TITLE 1 SALARIES IMRF	2,136.79	0.00	0.00	0.00	2,136.79	0.00	0.00
I.M.R.F./Soc. Sec. Fund	50-2110-213	TITLE 1 SALARIES FICA	1,394.54	0.00	0.00	0.00	1,394.54	0.00	0.00
I.M.R.F./Soc. Sec. Fund	50-2110-214	TITLE 1 SALARIES	503.78	24.00	0.00	0.00	289.03	214.75	42.63
I.M.R.F./Soc. Sec. Fund	52113214	SOCIAL WORKER	3,419.10	270.34	0.00	0.00	946.93	2,472.17	210 72.30
I.M.R.F./Soc. Sec. Fund	50-2120-	GUIDANCE SALARY (RM)	0.00	0.00	0.00	0.00	0.00	0.00	0.00
I.M.R.F./Soc. Sec. Fund	50-2120-	GUIDANCE SALARY (FR)	0.00	0.00	0.00	0.00	0.00	0.00	0.00
I.M.R.F./Soc. Sec. Fund		50 E 2120 2130 00 300	0.00	0.00	0.00	0.00	0.00	0.00	0.00
I.M.R.F./Soc. Sec. Fund	52120214	GUIDANCE MEDICARE	6,919.25	521.42	0.00	0.00	1,982.90	4,936.35	71.34
I.M.R.F./Soc. Sec. Fund		ESSER MEDICARE	1,639.51	53.60	0.00	0.00	802.86	836.65	51.03
I.M.R.F./Soc. Sec. Fund	521252120	REGISTRAR IMRF	4,325.59	344.16	0.00	0.00	799.42	3,526.17	81.52
I.M.R.F./Soc. Sec. Fund	521252121	STDNT CENTER IMRF	4,396.52	345.16	0.00	0.00	1,529.90	2,866.62	65.20
I.M.R.F./Soc. Sec. Fund	521252122	ASST REGISTRAR IMRF	3,182.60	262.48	0.00	0.00	676.89	2,505.71	78.73
I.M.R.F./Soc. Sec. Fund	52125213	REGISTRAR FICA	2,823.02	207.78	0.00	0.00	802.82	2,020.20	71.56
I.M.R.F./Soc. Sec. Fund	521252131	STDNT CENTER FICA	2,869.31	227.26	0.00	0.00	1,075.53	1,793.78	62.52
I.M.R.F./Soc. Sec. Fund	521252132	ASST REGISTRAR FICA	2,084.58	167.67	0.00	0.00	529.91	1,554.67	74.58
I.M.R.F./Soc. Sec. Fund	52125214	REGISTRAR MEDICARE	660.22	48.60	0.00	0.00	187.73	472.49	71.57
I.M.R.F./Soc. Sec. Fund		ACAD RESOURCE CTR	671.05	53.14	0.00	0.00	251.59	419.46	62.51

Expenditure Report

Fiscal Year: 2022-2023
Month: March

COUNTY OF GRUNDY SCHOOL DIST 111

Fund Description	Account	Account Description	Revised Budget	MTD Activity	Encumbrance	Pending Activity	Available Funds	Year to Date Activity	Percent of Budget Used
I.M.R.F./Soc. Sec. Fund		ASST REGISTRAR	485.76	39.21	0.00	0.00	122.16	363.60	74.85
I.M.R.F./Soc. Sec. Fund	52134212	NURSE IMRF	4,400.75	345.00	0.00	0.00	519.36	3,881.39	88.20
I.M.R.F./Soc. Sec. Fund	521342122	NURSE IMRF S.C.	9,635.29	523.98	0.00	0.00	4,697.66	4,937.63	51.25
I.M.R.F./Soc. Sec. Fund	52134213	NURSE FICA	2,872.09	235.83	0.00	0.00	379.08	2,493.01	86.80
I.M.R.F./Soc. Sec. Fund	521342132	NURSE FICA S.C.	6,288.29	358.18	0.00	0.00	3,105.97	3,182.32	50.61
I.M.R.F./Soc. Sec. Fund	50-2134-	NURSE SALARY (MR)	671.70	55.16	0.00	0.00	88.61	583.09	86.81
I.M.R.F./Soc. Sec. Fund	50-2134-	NURSE SALARY S.C. (MR)	1,470.65	83.76	0.00	0.00	726.46	744.19	50.60
I.M.R.F./Soc. Sec. Fund	50-2140-214	PSYCHOLOGIST SALARY	2,343.58	185.12	0.00	0.00	625.84	1,717.74	73.30
I.M.R.F./Soc. Sec. Fund	50-2190-	CSBO SALARY IMRF	4,061.95	474.72	0.00	0.00	1,685.59	2,376.36	58.50
I.M.R.F./Soc. Sec. Fund	50-2190-	CSBO SALARY FICA	3,121.70	309.44	0.00	0.00	954.83	2,166.87	69.41
I.M.R.F./Soc. Sec. Fund	52190214	BUSINESS MGR MEDICARE	869.81	72.38	0.00	0.00	227.55	642.26	211 73.84
I.M.R.F./Soc. Sec. Fund	50-2210-	PROF. DEVELOPMENT	0.00	0.00	0.00	0.00	0.00	0.00	0.00
I.M.R.F./Soc. Sec. Fund	50-2210-	DIR C/I SEC. SALARY IMRF	3,658.32	253.66	0.00	0.00	1,181.06	2,477.26	67.72
I.M.R.F./Soc. Sec. Fund	50-2210-	PROF. DEVELOPMENT	0.00	0.00	0.00	0.00	0.00	0.00	0.00
I.M.R.F./Soc. Sec. Fund	50-2210-	DIR C/I SEC. SALARY (FR)	2,153.23	127.94	0.00	0.00	815.69	1,337.54	62.12
I.M.R.F./Soc. Sec. Fund		TITLE II MEDICARE	65.00	0.00	0.00	0.00	65.00	0.00	0.00
I.M.R.F./Soc. Sec. Fund	50-2210-	DIRECTOR C/I SALARY	1,969.75	152.00	0.00	0.00	758.68	1,211.07	61.48
I.M.R.F./Soc. Sec. Fund		TITLE II MEDICARE	150.00	0.00	0.00	0.00	150.00	0.00	0.00
I.M.R.F./Soc. Sec. Fund		DIRECTOR C/I SEC	503.58	29.92	0.00	0.00	190.78	312.80	62.12
I.M.R.F./Soc. Sec. Fund	52212214	CURR DEVLOP/LEARN OBJ	0.00	0.00	0.00	0.00	0.00	0.00	0.00
I.M.R.F./Soc. Sec. Fund	52213212	STAFF DEVELOPMENT	0.00	0.00	0.00	0.00	0.00	0.00	0.00
I.M.R.F./Soc. Sec. Fund	52213213	STAFF DEVELOPMENT	0.00	0.00	0.00	0.00	0.00	0.00	0.00
I.M.R.F./Soc. Sec. Fund	52213214	TYPE 75 MEDICARE	0.00	0.00	0.00	0.00	0.00	0.00	0.00
I.M.R.F./Soc. Sec. Fund	52222212	LIBRARY IMRF	5,117.57	407.15	0.00	0.00	1,247.74	3,869.83	75.62

Expenditure Report

Fiscal Year: 2022-2023
Month: March

COUNTY OF GRUNDY SCHOOL DIST 111

Fund Description	Account	Account Description	Revised Budget	MTD Activity	Encumbrance	Pending Activity	Available Funds	Year to Date Activity	Percent of Budget Used
I.M.R.F./Soc. Sec. Fund	522222122	LIBRARY IMRF S.C.	2,628.38	209.12	0.00	0.00	630.04	1,998.34	76.03
I.M.R.F./Soc. Sec. Fund	52222213	LIBRARY FICA	3,339.89	278.32	0.00	0.00	846.37	2,493.52	74.66
I.M.R.F./Soc. Sec. Fund	522222132	LIB ASST FICA S.C.	1,715.37	131.78	0.00	0.00	528.45	1,186.92	69.19
I.M.R.F./Soc. Sec. Fund	52222214	LIBRARY MEDICARE	767.80	65.09	0.00	0.00	184.72	583.08	75.94
I.M.R.F./Soc. Sec. Fund		LIB ASST FICA	781.10	62.54	0.00	0.00	204.14	576.96	73.87
I.M.R.F./Soc. Sec. Fund	522222142	LIB ASST MEDICARE S.C.	401.17	30.82	0.00	0.00	123.59	277.58	69.19
I.M.R.F./Soc. Sec. Fund	52225212	TECH IMRF	9,180.11	730.38	0.00	0.00	2,185.09	6,995.02	76.20
I.M.R.F./Soc. Sec. Fund		NTSPEC IMRF	12,144.95	777.31	0.00	0.00	6,072.27	6,072.68	50.00
I.M.R.F./Soc. Sec. Fund	522252122	TECH IMRF S.C.	6,522.35	500.40	0.00	0.00	1,889.24	4,633.11	71.03
I.M.R.F./Soc. Sec. Fund	52225213	TECH FICA	6,617.49	478.00	0.00	0.00	1,672.25	4,945.24	74.73
I.M.R.F./Soc. Sec. Fund		NTSPEC FICA	7,926.18	513.18	0.00	0.00	4,159.49	3,766.69	212 47.52
I.M.R.F./Soc. Sec. Fund	522252132	TECH ASST FICA S.C.	6,289.45	340.58	0.00	0.00	3,315.22	2,974.23	47.29
I.M.R.F./Soc. Sec. Fund	52225214	TECH/CYBRARY AIDE	1,547.67	111.78	0.00	0.00	391.20	1,156.47	74.72
I.M.R.F./Soc. Sec. Fund		TECH ASST MEDICARE	1,027.75	120.01	0.00	0.00	146.84	880.91	85.71
I.M.R.F./Soc. Sec. Fund	50-2225-	TECH ASST SALARY S.C.	959.97	79.66	0.00	0.00	264.33	695.64	72.46
I.M.R.F./Soc. Sec. Fund	50-2300-212	TEST PROCTOR IMRF	0.00	0.00	0.00	0.00	0.00	0.00	0.00
I.M.R.F./Soc. Sec. Fund	50-2300-213	TEST PROCTOR FICA	0.00	0.00	0.00	0.00	0.00	0.00	0.00
I.M.R.F./Soc. Sec. Fund	50-2300-214	TEST PROCTOR	0.00	0.00	0.00	0.00	0.00	0.00	0.00
I.M.R.F./Soc. Sec. Fund	52310213	BOARD OF ED FICA	0.00	0.00	0.00	0.00	0.00	0.00	0.00
I.M.R.F./Soc. Sec. Fund	52310214	BOARD OF ED MEDICARE	0.00	0.00	0.00	0.00	0.00	0.00	0.00
I.M.R.F./Soc. Sec. Fund	52312212	BOARD SECY IMRF	0.00	0.00	0.00	0.00	0.00	0.00	0.00
I.M.R.F./Soc. Sec. Fund	52312213	BOARD SECY FICA	0.00	0.00	0.00	0.00	0.00	0.00	0.00
I.M.R.F./Soc. Sec. Fund	52313214	PERFORMANCE	0.00	0.00	0.00	0.00	0.00	0.00	0.00
I.M.R.F./Soc. Sec. Fund	52321212	SUPT SECY IMRF	5,162.06	410.70	0.00	0.00	1,145.50	4,016.56	77.81

Expenditure Report

Fiscal Year: 2022-2023
Month: March

COUNTY OF GRUNDY SCHOOL DIST 111

Fund Description	Account	Account Description	Revised Budget	MTD Activity	Encumbrance	Pending Activity	Available Funds	Year to Date Activity	Percent of Budget Used
I.M.R.F./Soc. Sec. Fund	52321213	SUPT SECY FICA	3,368.93	236.12	0.00	0.00	1,168.14	2,200.79	65.33
I.M.R.F./Soc. Sec. Fund	52321214	SUPT SECY MEDICARE	787.89	55.22	0.00	0.00	273.22	514.67	65.32
I.M.R.F./Soc. Sec. Fund		SUPT MEDICARE	2,726.00	221.36	0.00	0.00	748.55	1,977.45	72.54
I.M.R.F./Soc. Sec. Fund	52367212	CAMPUS MONITOR IMRF	0.00	0.00	0.00	0.00	0.00	0.00	0.00
I.M.R.F./Soc. Sec. Fund		NURSE IMRF	0.00	0.00	0.00	0.00	0.00	0.00	0.00
I.M.R.F./Soc. Sec. Fund		DEANS SECY IMRF	0.00	0.00	0.00	0.00	0.00	0.00	0.00
I.M.R.F./Soc. Sec. Fund	52367213	CAMPUS MONITOR FICA	0.00	0.00	0.00	0.00	0.00	0.00	0.00
I.M.R.F./Soc. Sec. Fund		NURSE FICE	0.00	0.00	0.00	0.00	0.00	0.00	0.00
I.M.R.F./Soc. Sec. Fund		DEANS SECY FICA	0.00	0.00	0.00	0.00	0.00	0.00	0.00
I.M.R.F./Soc. Sec. Fund	52367214	CAMPUS MONITOR	0.00	0.00	0.00	0.00	0.00	0.00	0.00
I.M.R.F./Soc. Sec. Fund		NURSE MEDICARE	0.00	0.00	0.00	0.00	0.00	0.00	213 0.00
I.M.R.F./Soc. Sec. Fund		DEANS SECY MEDICARE	0.00	0.00	0.00	0.00	0.00	0.00	0.00
I.M.R.F./Soc. Sec. Fund	52410212	PRINCIPAL SECY IMRF	3,992.14	320.55	0.00	0.00	910.51	3,081.63	77.19
I.M.R.F./Soc. Sec. Fund		AP SECY IMRF	5,566.31	442.86	0.00	0.00	1,297.14	4,269.17	76.70
I.M.R.F./Soc. Sec. Fund	52140213	PRINCIPAL SECY FICA	2,605.40	209.81	0.00	0.00	704.13	1,901.27	72.97
I.M.R.F./Soc. Sec. Fund		AP SECY FICA	3,632.75	299.74	0.00	0.00	919.15	2,713.60	74.70
I.M.R.F./Soc. Sec. Fund	52410214	PRINCIPAL SECY	609.33	49.07	0.00	0.00	164.67	444.66	72.98
I.M.R.F./Soc. Sec. Fund		PRINCIPAL MEDICARE	2,102.50	165.84	0.00	0.00	603.77	1,498.73	71.28
I.M.R.F./Soc. Sec. Fund		AP SECY MEDICARE	849.59	70.10	0.00	0.00	214.97	634.62	74.70
I.M.R.F./Soc. Sec. Fund		ASST PRINCIPAL	1,863.11	146.56	0.00	0.00	542.06	1,321.05	70.91
I.M.R.F./Soc. Sec. Fund		DEANS MEDICARE	4,885.35	360.14	0.00	0.00	1,598.49	3,286.86	67.28
I.M.R.F./Soc. Sec. Fund	524102142	PRINCIPAL MEDICARE S.C.	1,571.22	130.94	0.00	0.00	391.87	1,179.35	75.06
I.M.R.F./Soc. Sec. Fund	52490212	DEANS SECY IMRF	5,837.59	431.72	0.00	0.00	1,366.09	4,471.50	76.60
I.M.R.F./Soc. Sec. Fund	52490213	DEANS SECY FICA	3,809.79	268.68	0.00	0.00	1,226.33	2,583.46	67.81

Expenditure Report

Fiscal Year: 2022-2023
Month: March

COUNTY OF GRUNDY SCHOOL DIST 111

Fund Description	Account	Account Description	Revised Budget	MTD Activity	Encumbrance	Pending Activity	Available Funds	Year to Date Activity	Percent of Budget Used
I.M.R.F./Soc. Sec. Fund	52490214	DEANS OFFICE MEDICARE	891.00	62.84	0.00	0.00	286.83	604.17	67.81
I.M.R.F./Soc. Sec. Fund	50-2510-	CSBO SALARY IMRF	8,123.90	949.58	0.00	0.00	3,370.45	4,753.45	58.51
I.M.R.F./Soc. Sec. Fund	50-2510-	CSBO SALARY FICA	6,243.40	618.96	0.00	0.00	1,909.07	4,334.33	69.42
I.M.R.F./Soc. Sec. Fund	52510214	CSBO MEDICARE	1,739.62	144.74	0.00	0.00	455.20	1,284.42	73.83
I.M.R.F./Soc. Sec. Fund	52525212	BOOKKEEPER IMRF	18,862.45	1,506.52	0.00	0.00	5,570.55	13,291.90	70.47
I.M.R.F./Soc. Sec. Fund	52525213	BOOKKEEPER FICA	12,310.23	1,005.12	0.00	0.00	3,946.60	8,363.63	67.94
I.M.R.F./Soc. Sec. Fund		BOOKKEEPER MEDICARE	2,879.01	360.72	0.00	0.00	-208.41	3,087.42	107.24
I.M.R.F./Soc. Sec. Fund	52540212	CUSTODIAN IMRF	1,527.91	77.42	0.00	0.00	600.19	927.72	60.72
I.M.R.F./Soc. Sec. Fund		CUSTODIAN IMRF	66,703.12	4,627.08	0.00	0.00	22,159.13	44,543.99	66.78
I.M.R.F./Soc. Sec. Fund	525402122	CUSTODIAN IMRF S.C.	0.00	0.00	0.00	0.00	0.00	0.00	0.00
I.M.R.F./Soc. Sec. Fund	52540213	CUSTODIAN FICA	1,034.33	52.91	0.00	0.00	99.43	934.90	214 90.39
I.M.R.F./Soc. Sec. Fund		CUSTODIAN FICA	43,532.57	3,066.70	0.00	0.00	15,100.46	28,432.11	65.31
I.M.R.F./Soc. Sec. Fund	525402132	CUSTODIAN FICA S.C.	0.00	0.00	0.00	0.00	0.00	0.00	0.00
I.M.R.F./Soc. Sec. Fund	50-2540-	CUSTODIANS SALARY	220.38	12.36	0.00	0.00	77.78	142.60	64.71
I.M.R.F./Soc. Sec. Fund		CUSTODIANS MEDICARE	10,181.00	717.23	0.00	0.00	3,531.40	6,649.60	65.31
I.M.R.F./Soc. Sec. Fund		CUSTODIAN MEDICARE	0.00	0.00	0.00	0.00	0.00	0.00	0.00
I.M.R.F./Soc. Sec. Fund	52541212	SUMMER CUSTODIAN	0.00	0.00	0.00	0.00	0.00	0.00	0.00
I.M.R.F./Soc. Sec. Fund	52541213	SUMMER CUSTODIAN FICA	930.00	0.00	0.00	0.00	359.54	570.46	61.34
I.M.R.F./Soc. Sec. Fund		SUMMER CUSTODIAN	217.50	0.00	0.00	0.00	84.09	133.41	61.34
I.M.R.F./Soc. Sec. Fund	52550212	TRANS SECY IMRF	6,805.34	668.64	0.00	0.00	62.31	6,743.03	99.08
I.M.R.F./Soc. Sec. Fund		BUS DRIVER IMRF	3,284.69	541.40	0.00	0.00	-196.11	3,480.80	105.97
I.M.R.F./Soc. Sec. Fund		BUS DRIVER OOD ROUTE	55,567.93	3,735.39	0.00	0.00	15,234.86	40,333.07	72.58
I.M.R.F./Soc. Sec. Fund		BUS DRIVER REG ROUTE	57,623.51	4,171.75	0.00	0.00	21,284.34	36,339.17	63.06
I.M.R.F./Soc. Sec. Fund		BOOKKEEPER IMRF	699.80	52.50	0.00	0.00	198.50	501.30	71.63

Expenditure Report

Fiscal Year: 2022-2023
Month: March

COUNTY OF GRUNDY SCHOOL DIST 111

Fund Description	Account	Account Description	Revised Budget	MTD Activity	Encumbrance	Pending Activity	Available Funds	Year to Date Activity	Percent of Budget Used
I.M.R.F./Soc. Sec. Fund		BUS AID OOD IMRF	7,881.14	557.68	0.00	0.00	2,940.23	4,940.91	62.69
I.M.R.F./Soc. Sec. Fund		50 E 2550 2120 00 300	0.00	1.59	0.00	0.00	-40.55	40.55	0.00
I.M.R.F./Soc. Sec. Fund		FULL TIME DRIVER IMRF	7,609.01	645.51	0.00	0.00	1,839.24	5,769.77	75.83
I.M.R.F./Soc. Sec. Fund	52550213	TRANS SECY FICA	4,441.38	446.68	0.00	0.00	-52.13	4,493.51	101.17
I.M.R.F./Soc. Sec. Fund		BUS DRIVER FICA	2,112.99	404.42	0.00	0.00	-277.18	2,390.17	113.12
I.M.R.F./Soc. Sec. Fund		BUS DRIVER OOD ROUTE	35,137.86	2,577.75	0.00	0.00	9,525.45	25,612.41	72.89
I.M.R.F./Soc. Sec. Fund		BUS DRIVER REG ROUTE	37,606.92	3,020.43	0.00	0.00	12,249.31	25,357.61	67.43
I.M.R.F./Soc. Sec. Fund		BOOKKEEPER FICA	403.83	33.38	0.00	0.00	102.81	301.02	74.54
I.M.R.F./Soc. Sec. Fund		BUS AID OOD FICA	5,143.48	432.07	0.00	0.00	764.43	4,379.05	85.14
I.M.R.F./Soc. Sec. Fund		50 E 2550 2130 00 300	0.00	3.27	0.00	0.00	-90.43	90.43	0.00
I.M.R.F./Soc. Sec. Fund		FULL TIME DRIVER FICA	4,650.00	432.14	0.00	0.00	996.70	3,653.30	215 78.57
I.M.R.F./Soc. Sec. Fund		TRANS SECY MEDICARE	1,038.71	104.43	0.00	0.00	16.01	1,022.70	98.46
I.M.R.F./Soc. Sec. Fund		BUS DRIVER MEDICARE	494.21	94.61	0.00	0.00	-64.89	559.10	113.13
I.M.R.F./Soc. Sec. Fund		BUS DRIVER OOD ROUTE	8,217.54	602.76	0.00	0.00	2,227.82	5,989.72	72.89
I.M.R.F./Soc. Sec. Fund		BUS DRIVER REG ROUTE	8,795.17	706.48	0.00	0.00	2,864.70	5,930.47	67.43
I.M.R.F./Soc. Sec. Fund		BOOKKEEPER MEDICARE	94.50	7.80	0.00	0.00	24.18	70.32	74.41
I.M.R.F./Soc. Sec. Fund		BUS AID OOD MEDICARE	1,202.91	101.07	0.00	0.00	178.74	1,024.17	85.14
I.M.R.F./Soc. Sec. Fund		50 E 2550 2140 00 300	0.00	0.78	0.00	0.00	-21.16	21.16	0.00
I.M.R.F./Soc. Sec. Fund		FULL TIME DRIVER	1,087.50	101.05	0.00	0.00	233.13	854.37	78.56
I.M.R.F./Soc. Sec. Fund	52554212	BUS MECHANIC IMRF	9,521.82	757.56	0.00	0.00	4,071.65	5,450.17	57.24
I.M.R.F./Soc. Sec. Fund		TRANS DIRECTORS IMRF	3,791.73	601.00	0.00	0.00	622.31	3,169.42	83.59
I.M.R.F./Soc. Sec. Fund	52554213	BUS MECHANIC FICA	6,214.24	459.36	0.00	0.00	2,911.67	3,302.57	53.15
I.M.R.F./Soc. Sec. Fund		TRANS DIRECTORS FICA	2,464.62	401.52	0.00	0.00	1,095.01	1,369.61	55.57
I.M.R.F./Soc. Sec. Fund		BUS MECHANIC MEDICARE	1,453.33	107.44	0.00	0.00	708.50	744.83	51.25

Expenditure Report

Fiscal Year: 2022-2023
Month: March

COUNTY OF GRUNDY SCHOOL DIST 111

Fund Description	Account	Account Description	Revised Budget	MTD Activity	Encumbrance	Pending Activity	Available Funds	Year to Date Activity	Percent of Budget Used
I.M.R.F./Soc. Sec. Fund		TRANS DIRECTORS	576.49	93.90	0.00	0.00	6.18	570.31	98.93
I.M.R.F./Soc. Sec. Fund	52632212	DEAN SEC IMRF	2,580.73	205.34	0.00	0.00	569.06	2,011.67	77.95
I.M.R.F./Soc. Sec. Fund	52632213	DEAN SECY FICA	1,684.27	123.52	0.00	0.00	540.75	1,143.52	67.89
I.M.R.F./Soc. Sec. Fund	52632214	DEAN SECY MEDICARE	393.90	28.90	0.00	0.00	126.32	267.58	67.93
I.M.R.F./Soc. Sec. Fund	52633212	PUBLIC INFO IMRF	7,096.50	615.94	0.00	0.00	1,887.18	5,209.32	73.41
I.M.R.F./Soc. Sec. Fund	52633213	PUBLIC INFO FICA	4,631.40	421.04	0.00	0.00	1,262.06	3,369.34	72.75
I.M.R.F./Soc. Sec. Fund		PUBLIC INFO MEDICARE	1,083.15	98.46	0.00	0.00	295.23	787.92	72.74
I.M.R.F./Soc. Sec. Fund	53200212	WELLNESS CENTER IMRF	0.00	0.00	0.00	0.00	0.00	0.00	0.00
I.M.R.F./Soc. Sec. Fund	53200213	WELLNESS CENTER	0.00	0.00	0.00	0.00	0.00	0.00	0.00
I.M.R.F./Soc. Sec. Fund	532002131	WELLNESS CENTER	0.00	0.00	0.00	0.00	0.00	0.00	0.00
I.M.R.F./Soc. Sec. Fund	53200214	WELLNESS CENTER	0.00	0.00	0.00	0.00	0.00	0.00	216 0.00
I.M.R.F./Soc. Sec. Fund	50-4100-	TITLE I SALARY (RM)	0.00	0.00	0.00	0.00	0.00	0.00	0.00
I.M.R.F./Soc. Sec. Fund	50-4100-	TITLE I SALARY (FR)	0.00	0.00	0.00	0.00	0.00	0.00	0.00
I.M.R.F./Soc. Sec. Fund	54120214	SPEC ED HB MEDICARE	0.00	0.00	0.00	0.00	0.00	0.00	0.00
I.M.R.F./Soc. Sec. Fund	50-481-212-	IMRF (RM)	0.00	0.00	0.00	0.00	0.00	0.00	0.00
I.M.R.F./Soc. Sec. Fund	50-481-212-	IMRF (RM)	0.00	0.00	0.00	0.00	0.00	0.00	0.00
I.M.R.F./Soc. Sec. Fund	50-481-213-	IMRF (FR)	0.00	0.00	0.00	0.00	0.00	0.00	0.00
I.M.R.F./Soc. Sec. Fund	50-481-213-	IMRF (FR)	0.00	0.00	0.00	0.00	0.00	0.00	0.00
50 - -----			1,031,036.63	76,938.00	0.00	0.00	329,330.15	701,706.48	
5- - -----			1,031,036.63	76,938.00	0.00	0.00	329,330.15	701,706.48	
Capital Projects Fund or	62530500	FAC ACQ & CONSTR SERV	0.00	0.00	0.00	0.00	0.00	0.00	0.00
Capital Projects Fund or	62530501	FAC ACQ & CONSTR SERV	0.00	0.00	0.00	0.00	0.00	0.00	0.00
Capital Projects Fund or	62532390	REIMB EXPENSES	0.00	0.00	0.00	0.00	0.00	0.00	0.00
Capital Projects Fund or	62532520	BULDING PURCHASE LAND	0.00	0.00	0.00	0.00	0.00	0.00	0.00

Expenditure Report

Fiscal Year: 2022-2023
Month: March

COUNTY OF GRUNDY SCHOOL DIST 111

Fund Description	Account	Account Description	Revised Budget	MTD Activity	Encumbrance	Pending Activity	Available Funds	Year to Date Activity	Percent of Budget Used
Capital Projects Fund or	62532530	SIGNALIZATION	0.00	0.00	0.00	0.00	0.00	0.00	0.00
Capital Projects Fund or	62533316	A & E FEES	75,000.00	302.00	0.00	0.00	70,594.75	4,405.25	5.87
Capital Projects Fund or	62533314	TCC CONST FEES	0.00	0.00	0.00	0.00	0.00	0.00	0.00
Capital Projects Fund or	62533310	A & E FEES/PROJECT 2279	0.00	0.00	0.00	0.00	0.00	0.00	0.00
Capital Projects Fund or	62533311	A & E FEES/PROJECT 2299	0.00	0.00	0.00	0.00	0.00	0.00	0.00
Capital Projects Fund or	62533312	A & E FEES/PROJECT 2386	0.00	0.00	0.00	0.00	0.00	0.00	0.00
Capital Projects Fund or	62533313	A & E FEES/PROJECT 6003	0.00	0.00	0.00	0.00	0.00	0.00	0.00
Capital Projects Fund or	62533315	A & E FEES/2009	0.00	0.00	0.00	0.00	0.00	0.00	0.00
Capital Projects Fund or	62533320	A & E FEES/PROJECT	0.00	0.00	0.00	0.00	0.00	0.00	0.00
Capital Projects Fund or	62533318	LEGAL SERVICES	0.00	0.00	0.00	0.00	0.00	0.00	0.00
Capital Projects Fund or	62533319	PROF TECH SERV	0.00	0.00	0.00	0.00	0.00	0.00	217 0.00
Capital Projects Fund or	62533390	OTHER PUR SERV-STRC	0.00	0.00	0.00	0.00	0.00	0.00	0.00
Capital Projects Fund or	62533391	OTHER PUR SERV-STRC	0.00	0.00	0.00	0.00	0.00	0.00	0.00
Capital Projects Fund or	62535315	BLDRS RISK COVERAGE	0.00	0.00	0.00	0.00	0.00	0.00	0.00
Capital Projects Fund or	62535325	CAPITAL IMPROVEMENT	2,000,000.00	0.00	893,151.90	0.00	-1,032,057.88	2,138,905.98	106.95
Capital Projects Fund or	62535323	BLEACHER REPAIR &	0.00	0.00	0.00	0.00	0.00	0.00	0.00
Capital Projects Fund or	62535324	CENTRAL PAC	0.00	0.00	0.00	0.00	0.00	0.00	0.00
Capital Projects Fund or	62535523	BLEACHER CAPITAL	0.00	0.00	0.00	0.00	0.00	0.00	0.00
Capital Projects Fund or	62535525	CAPITAL IMPROVEMENTS	4,000,000.00	0.00	237,400.00	206,706.40	-215,613.83	3,771,507.43	94.29
Capital Projects Fund or	62535554	CONTINGENCY COSTS	0.00	0.00	0.00	0.00	0.00	0.00	0.00
Capital Projects Fund or	62535555	CONSTR COSTS #6003	0.00	0.00	0.00	0.00	0.00	0.00	0.00
Capital Projects Fund or		ESSER III CAPITAL	505,268.00	0.00	0.00	0.00	0.00	505,268.00	100.00
Capital Projects Fund or	62535559	CONSTRUCTION COST	0.00	0.00	0.00	0.00	0.00	0.00	0.00
Capital Projects Fund or	62535558	TRANSPORTATION COST	0.00	0.00	0.00	0.00	0.00	0.00	0.00

Expenditure Report

Fiscal Year: 2022-2023
Month: March

COUNTY OF GRUNDY SCHOOL DIST 111

Fund Description	Account	Account Description	Revised Budget	MTD Activity	Encumbrance	Pending Activity	Available Funds	Year to Date Activity	Percent of Budget Used
Capital Projects Fund or	6253558	CONSTRUCTION COST	0.00	0.00	0.00	0.00	0.00	0.00	0.00
Capital Projects Fund or	62535550	CONSTR COSTS #2279	0.00	0.00	0.00	0.00	0.00	0.00	0.00
Capital Projects Fund or	62535551	CONSTR COSTS #2299	0.00	0.00	0.00	0.00	0.00	0.00	0.00
Capital Projects Fund or	62535552	CONTINGENCY COSTS	0.00	0.00	0.00	0.00	0.00	0.00	0.00
Capital Projects Fund or	62535553	CONTINGENCY COSTS	0.00	0.00	0.00	0.00	0.00	0.00	0.00
Capital Projects Fund or	62535556	FF & E COSTS #6003	0.00	0.00	0.00	0.00	0.00	0.00	0.00
Capital Projects Fund or	62535557	CONSTR COSTS/2009	0.00	0.00	0.00	0.00	0.00	0.00	0.00
Capital Projects Fund or	68140	TRANS OF INTEREST	0.00	0.00	0.00	0.00	0.00	0.00	0.00
Capital Projects Fund or	68180611	PERM TRANS FROM W/C	0.00	0.00	0.00	0.00	0.00	0.00	0.00
60 - -----			6,580,268.00	302.00	1,130,551.90	206,706.40	-1,177,076.96	6,420,086.66	
6- - -----			6,580,268.00	302.00	1,130,551.90	206,706.40	-1,177,076.96	6,420,086.66	218
Working Cash Fund	78180611	PERM TRANS FROM W/C	7,000,000.00	0.00	0.00	0.00	0.00	7,000,000.00	100.00
Working Cash Fund	78180710	PERM TRANS OF W/C-	0.00	0.00	0.00	0.00	0.00	0.00	0.00
Working Cash Fund	78990	OTHER USES NOT	0.00	0.00	0.00	0.00	0.00	0.00	0.00
70 - -----			7,000,000.00	0.00	0.00	0.00	0.00	7,000,000.00	
7- - -----			7,000,000.00	0.00	0.00	0.00	0.00	7,000,000.00	
Tort Immunity and	81130100	CAMPUS MONITOR	231,807.67	15,973.92	0.00	0.00	83,179.62	148,628.05	64.12
Tort Immunity and	81130101	NURSE SALARY	6,374.24	241.66	0.00	0.00	3,772.10	2,602.14	40.82
Tort Immunity and	81130102	DEANS SALARY	60,555.54	4,798.52	0.00	0.00	16,311.15	44,244.39	73.06
Tort Immunity and		DEANS TRS	8,000.00	459.72	0.00	0.00	3,805.61	4,194.39	52.43
Tort Immunity and		DIST 111 GROUP MEDICAL	82,355.09	4,475.64	0.00	0.00	18,851.40	63,503.69	77.11
Tort Immunity and		CAMPUS MONITOR	79,876.88	8,043.40	0.00	0.00	15,826.87	64,050.01	80.19
Tort Immunity and		NURSE MEDICAL INS	7.20	0.20	0.00	0.00	5.04	2.16	30.00
Tort Immunity and		DEANS MEDICAL INS	15,843.34	1,775.60	0.00	0.00	863.51	14,979.83	94.55

Expenditure Report

Fiscal Year: 2022-2023
Month: March

COUNTY OF GRUNDY SCHOOL DIST 111

Fund Description	Account	Account Description	Revised Budget	MTD Activity	Encumbrance	Pending Activity	Available Funds	Year to Date Activity	Percent of Budget Used
Tort Immunity and		DIST 111 GROUP DENTAL	20,369.17	168.00	0.00	0.00	16,114.33	4,254.84	20.89
Tort Immunity and		DEANS DENTAL INS	283.87	26.41	0.00	0.00	38.98	244.89	86.27
Tort Immunity and	82310200	BOARD OF ED-OTHER	0.00	0.00	0.00	0.00	0.00	0.00	0.00
Tort Immunity and	82310318	ATTORNEY FEES	85,000.00	3,155.00	0.00	3,629.72	43,916.48	37,453.80	44.06
Tort Immunity and	82362381	WORK COMP PREMIUMS	205,000.00	16,654.00	0.00	16,654.00	43,275.00	145,071.00	70.77
Tort Immunity and	82363380	UNEMPLOYMENT INS	0.00	0.00	0.00	0.00	0.00	0.00	0.00
Tort Immunity and	82364382	PROPERTY INLAND	0.00	0.00	0.00	0.00	0.00	0.00	0.00
Tort Immunity and	82364383	GEN LIABILITY INS	297,911.00	0.00	0.00	0.00	-2,101.00	300,012.00	100.71
Tort Immunity and	82364384	SLEO/SMM	0.00	0.00	0.00	0.00	0.00	0.00	0.00
Tort Immunity and	82364385	UMBRELLA	0.00	0.00	0.00	0.00	0.00	0.00	0.00
Tort Immunity and	82364386	STUDENT CATASTROPHIC	3,500.00	0.00	0.00	0.00	307.00	3,193.00	219 91.23
Tort Immunity and	82365395	SAFETY/INSURANCE	16,500.00	75.00	0.00	0.00	14,395.78	2,104.22	12.75
Tort Immunity and	82365390	EVENT SECURITY POLICE	30,000.00	2,024.41	0.00	0.00	-5,823.14	35,823.14	119.41
Tort Immunity and	82365391	SRO	60,000.00	6,484.24	0.00	0.00	19,051.32	40,948.68	68.25
Tort Immunity and	82365393	BUILD REPAIR MAINT/FIRE	25,000.00	1,971.41	0.00	0.00	2,483.51	22,516.49	90.07
Tort Immunity and	82365394	BUILD REPAIR/COMM	0.00	0.00	0.00	0.00	0.00	0.00	0.00
Tort Immunity and	823653922	SRO - S.C.	75,000.00	6,163.87	0.00	0.00	37,989.92	37,010.08	49.35
Tort Immunity and	82367110	CAMPUS MONITOR SUB	0.00	0.00	0.00	0.00	0.00	0.00	0.00
Tort Immunity and	82367130	CAMPUS MON. EXTRA	0.00	0.00	0.00	0.00	0.00	0.00	0.00
Tort Immunity and	82367211	DEANS TRS	0.00	0.00	0.00	0.00	0.00	0.00	0.00
Tort Immunity and		DEANS TRS	0.00	0.00	0.00	0.00	0.00	0.00	0.00
Tort Immunity and	80-2367-	DEANS SALARY (BCE-P)	0.00	0.00	0.00	0.00	0.00	0.00	0.00
Tort Immunity and		NURSE GROUP INS	0.00	0.00	0.00	0.00	0.00	0.00	0.00
Tort Immunity and		DEANS INS	0.00	0.00	0.00	0.00	0.00	0.00	0.00

Expenditure Report

Fiscal Year: 2022-2023
Month: March

COUNTY OF GRUNDY SCHOOL DIST 111

Fund Description	Account	Account Description	Revised Budget	MTD Activity	Encumbrance	Pending Activity	Available Funds	Year to Date Activity	Percent of Budget Used
Tort Immunity and		DEANS DENTAL	0.00	0.00	0.00	0.00	0.00	0.00	0.00
Tort Immunity and	82542301	BUILDING SECURITY	15,000.00	0.00	0.00	0.00	15,000.00	0.00	0.00
Tort Immunity and	82542320	BUILDING INSPECTIONS	10,000.00	0.00	0.00	0.00	10,000.00	0.00	0.00
Tort Immunity and	82546410	SECURITY SUPPLIES	30,000.00	0.00	0.00	0.00	23,610.00	6,390.00	21.30
Tort Immunity and	825464102	SECURITY SUPPLIES	15,000.00	0.00	0.00	0.00	15,000.00	0.00	0.00
Tort Immunity and	82546540	SECURITY EQUIPMENT	30,000.00	5,111.28	0.00	0.00	24,888.72	5,111.28	17.04
Tort Immunity and	825465402	SECURITY EQUIPMENT	15,000.00	13,040.09	0.00	18,702.96	-16,743.05	13,040.09	86.93
80 - -----			1,418,384.00	90,642.37	0.00	38,986.68	384,019.15	995,378.17	
8- - -----			1,418,384.00	90,642.37	0.00	38,986.68	384,019.15	995,378.17	
Fire Prevention & Safety	92542310	LIFE SAFETY A & E	0.00	0.00	0.00	0.00	0.00	0.00	0.00
Fire Prevention & Safety	92542311	SAFETY CONSULTATION	0.00	0.00	0.00	0.00	0.00	0.00	220 0.00
Fire Prevention & Safety	92542312	GAVC PROJECT	0.00	0.00	0.00	0.00	0.00	0.00	0.00
Fire Prevention & Safety	92542530	LIFE SAFETY REPAIRS	1,000,000.00	0.00	0.00	0.00	1,000,000.00	0.00	0.00
Fire Prevention & Safety	92542531	LIFE SAFETY - ROOFING	0.00	0.00	0.00	0.00	0.00	0.00	0.00
90 - -----			1,000,000.00	0.00	0.00	0.00	1,000,000.00	0.00	
9- - -----			1,000,000.00	0.00	0.00	0.00	1,000,000.00	0.00	
Account Monthly Activity Grand Totals:			73,819,043.64	4,084,477.91	1,766,859.99	1,325,898.36	13,864,255.03	56,862,030.26	

Revenue Report

Fiscal Year: 2022-2023
Month: March

COUNTY OF GRUNDY SCHOOL DIST 111

Fund Description	Account Number	Account Description	Revised Budget	Monthly Activity	Pending Activity	Available Funds	Year to Date Activity	Percent of Budget Used
Education Fund	10 R 1110 0000 00 000 000000	PRIOR YEAR TAXES	0.00	0.00		0.00	0.00	0.00
Education Fund	10 R 1111 0000 00 000 000000	GRUNDY CO TAXES	7,893,310.11	0.00	0.00	292,758.79	7,600,551.32	96.29
Education Fund	10 R 1112 0000 00 000 000000	KENDALL CO TAXES	1,083,487.64	0.00	0.00	2,180.12	1,081,307.52	99.80
Education Fund	10 R 1113 0000 00 000 000000	WILL CO TAXES	5,125,569.32	0.00	0.00	308,144.00	4,817,425.32	93.99
Education Fund	10 R 1114 0000 00 000 000000	GRUNDY CO EDPA SURPLUS	672,615.32	556,760.78	0.00	115,854.54	556,760.78	82.78
Education Fund	10 R 1122 0000 00 000 000000	KENDALL CO - EARLY DISTR	1,243,808.31	0.00		1,243,808.31	0.00	0.00
Education Fund	10 R 1123 0000 00 000 000000	WILL CO - EARLY DISTR	5,911,687.76	0.00		5,911,687.76	0.00	0.00
Education Fund	10 R 1210 0000 00 000 000000	MOBILE HOME TAX	0.00	0.00		0.00	0.00	0.00
Education Fund	10 R 1211 0000 00 000 000000	MOBILE HOME TAX SPECIAL ED	0.00	0.00		0.00	0.00	0.00
Education Fund	10 R 1211 0000 00 000 000001	GRUNDY CO TORT	0.00	0.00		0.00	0.00	0.00
Education Fund	10 R 1212 0000 00 000 000000	MOBILE HOME TAX - LEASE	0.00	0.00		0.00	0.00	0.00
Education Fund	10 R 1212 0000 00 000 000001	KENDALL CO TORT	0.00	0.00		0.00	0.00	222 0.00
Education Fund	10 R 1213 0000 00 000 000000	WILL CO TORT	0.00	0.00		0.00	0.00	0.00
Education Fund	10 R 1222 0000 00 000 000000	KENDALL CO TORT-EARLY DISTR	0.00	0.00		0.00	0.00	0.00
Education Fund	10 R 1223 0000 00 000 000000	WILL CO TORT-EARLY DISTR	0.00	0.00		0.00	0.00	0.00
Education Fund	10 R 1230 0000 00 000 000000	CPPRT	1,163,457.60	92,622.94	0.00	326,172.78	837,284.82	71.97
Education Fund	10 R 1290 0000 00 000 000000	PAYMENTS IN LIEU OF TAXES	0.00	0.00		0.00	0.00	0.00
Education Fund	10 R 1291 0000 00 000 000000	LAG FEES	0.00	0.00		0.00	0.00	0.00
Education Fund	10 R 1292 0000 00 000 000000	PAYMENT IN LIEU OF TAXES SP ED	0.00	0.00		0.00	0.00	0.00
Education Fund	10 R 1293 0000 00 000 000000	PAYMENT IN LIEU OF TAXES LEASE	0.00	0.00		0.00	0.00	0.00
Education Fund	10 R 1311 0000 00 000 000000	NON-RESIDENT TUITION	0.00	0.00		0.00	0.00	0.00
Education Fund	10 R 1311 0000 00 000 000001	GRUNDY CO LEASE	190,862.83	0.00	0.00	7,076.50	183,786.33	96.29
Education Fund	10 R 1312 0000 00 000 000000	KENDALL CO LEASE	26,962.85	0.00	0.00	54.26	26,908.59	99.80
Education Fund	10 R 1313 0000 00 000 000000	WILL CO LEASE	122,510.87	0.00	0.00	4,839.33	117,671.54	96.05
Education Fund	10 R 1314 0000 00 000 000000	GRUNDY CO LEASE EDPA SURPLUS	0.00	0.00		0.00	0.00	0.00
Education Fund	10 R 1321 0000 00 000 000000	TOTAL SUMMER SCHOOL TUITION	0.00	0.00		0.00	0.00	0.00

Revenue Report

Fiscal Year: 2022-2023
Month: March

COUNTY OF GRUNDY SCHOOL DIST 111

Fund Description	Account Number	Account Description	Revised Budget	Monthly Activity	Pending Activity	Available Funds	Year to Date Activity	Percent of Budget Used
Education Fund	10 R 1322 0000 00 000 000000	KENDALL CO LEASE-EARLY DISTR	29,919.73	0.00		29,919.73	0.00	0.00
Education Fund	10 R 1323 0000 00 000 000000	WILL CO LEASE-EARLY DISTR	142,205.25	0.00		142,205.25	0.00	0.00
Education Fund	10 R 1411 0000 00 000 000000	GRUNDY CO SPEC ED	129,398.53	0.00	0.00	4,799.32	124,599.21	96.29
Education Fund	10 R 1411 0000 00 000 000001	GRUNDY CO SPEC ED TIF	0.00	0.00		0.00	0.00	0.00
Education Fund	10 R 1412 0000 00 000 000000	KENDALL CO SPEC ED	17,762.09	0.00	0.00	35.74	17,726.35	99.80
Education Fund	10 R 1413 0000 00 000 000000	WILL CO SPEC ED	84,025.73	0.00	0.00	5,051.53	78,974.20	93.99
Education Fund	10 R 1414 0000 00 000 000000	GRUNDY CO SPEC ED EDPA SURPLUS	0.00	0.00		0.00	0.00	0.00
Education Fund	10 R 1422 0000 00 000 000000	KENDALL CO SPEC ED-EARLY DISTR	20,390.30	0.00		20,390.30	0.00	0.00
Education Fund	10 R 1423 0000 00 000 000000	WILL CO SPEC ED-EARLY DISTR	96,912.91	0.00		96,912.91	0.00	0.00
Education Fund	10 R 1510 0000 00 000 000000	CHECKING INTEREST	0.00	0.00		0.00	0.00	0.00
Education Fund	10 R 1511 0000 00 000 000000	INVESTMENT INTEREST	200,000.00	72,192.17	0.00	-351,934.60	551,934.60	275.97
Education Fund	10 R 1611 0000 00 000 000000	CAFETERIA SALES CASH	250,000.00	32,015.75	0.00	45,596.81	204,403.19	81.76
Education Fund	10 R 1612 0000 00 000 000000	CAFETERIA SALES CREDIT CARD	850,000.00	131,312.69	0.00	-18,454.95	868,454.95	102.17
Education Fund	10 R 1620 0000 00 000 000000	COFFEE SALES	0.00	0.00		0.00	0.00	0.00
Education Fund	10 R 1709 0000 00 000 000000	POST SEASON GATE RECEIPTS	15,000.00	0.00	0.00	852.00	14,148.00	94.32
Education Fund	10 R 1710 0000 00 000 000000	ATHLETIC ENTRY FEES RECD	20,000.00	5,025.00	0.00	-469.00	20,469.00	102.35
Education Fund	10 R 1711 0000 00 000 000000	SOCCER ADMISSIONS	0.00	0.00		0.00	0.00	0.00
Education Fund	10 R 1712 0000 00 000 000000	FOOTBALL ADMISSIONS	15,000.00	0.00	0.00	-13,407.35	28,407.35	189.38
Education Fund	10 R 1713 0000 00 000 000000	XC ADMISSIONS	0.00	0.00		0.00	0.00	0.00
Education Fund	10 R 1714 0000 00 000 000000	WRESTLING ADMISSIONS	1,500.00	0.00	0.00	-901.00	2,401.00	160.07
Education Fund	10 R 1715 0000 00 000 000000	BOYS BASKETBALL ADMISSIONS	5,000.00	0.00	0.00	468.00	4,532.00	90.64
Education Fund	10 R 1716 0000 00 000 000000	GIRLS BSKTBLL ADMISSIONS	1,500.00	0.00	0.00	-1,410.00	2,910.00	194.00
Education Fund	10 R 1717 0000 00 000 000000	VOLLEYBALL ADMISSIONS	2,500.00	0.00	0.00	-1,014.00	3,514.00	140.56
Education Fund	10 R 1718 0000 00 000 000000	SPORT PASSES	5,000.00	0.00		5,000.00	0.00	0.00
Education Fund	10 R 1719 0000 00 000 000000	TRACK ADMISSIONS	0.00	0.00		0.00	0.00	0.00
Education Fund	10 R 1720 0000 00 000 000000	DRIVER EDUC FEES	40,000.00	2,450.00	0.00	3,664.00	36,336.00	90.84

223

Revenue Report

Fiscal Year: 2022-2023
Month: March

COUNTY OF GRUNDY SCHOOL DIST 111

Fund Description	Account Number	Account Description	Revised Budget	Monthly Activity	Pending Activity	Available Funds	Year to Date Activity	Percent of Budget Used
Education Fund	10 R 1721 0000 00 000 000000	LOCK FEES	5,000.00	0.00	0.00	1,349.05	3,650.95	73.02
Education Fund	10 R 1722 0000 00 000 000000	MISCELLANEOUS FEES	65,000.00	10,151.55	0.00	14,931.36	50,068.64	77.03
Education Fund	10 R 1723 0000 00 000 000000	P.E. UNIFORMS	2,500.00	0.00		2,500.00	0.00	0.00
Education Fund	10 R 1724 0000 00 000 000000	STUDENT PARKING FEES	100,000.00	1,611.00	0.00	-11,820.00	111,820.00	111.82
Education Fund	10 R 1725 0000 00 000 000000	BOWLING ADMISSIONS	400.00	0.00		400.00	0.00	0.00
Education Fund	10 R 1726 0000 00 000 000000	SPRING MUSICAL ADMISSIONS	15,000.00	140.00	0.00	14,860.00	140.00	0.93
Education Fund	10 R 1727 0000 00 000 000000	FALL PLAY ADMISSIONS	1,500.00	0.00	0.00	-3,224.00	4,724.00	314.93
Education Fund	10 R 1728 0000 00 000 000000	STUDENT PURCHASES	0.00	0.00		0.00	0.00	0.00
Education Fund	10 R 1729 0000 00 000 000000	INVITE ADMISSIONS	100.00	0.00		100.00	0.00	0.00
Education Fund	10 R 1730 0000 00 000 000000	MADRIGALS ADMISSIONS	5,000.00	0.00	0.00	-1,475.00	6,475.00	129.50
Education Fund	10 R 1731 0000 00 000 000000	ACTIVITY MISC	350.00	0.00		350.00	0.00	0.00
Education Fund	10 R 1732 0000 00 000 000000	SPORT PASSES	0.00	0.00	0.00	-50.00	50.00	0.00
Education Fund	10 R 1733 0000 00 000 000000	LACROSSE ADMISSIONS	0.00	0.00		0.00	0.00	224 0.00
Education Fund	10 R 1734 0000 00 000 000000	GIRLS WRESTLING ADMISSIONS	0.00	0.00	0.00	0.00	0.00	0.00
Education Fund	10 R 1790 0000 00 000 000000	OTHER PUPIL ACT REVENUE	0.00	0.00		0.00	0.00	0.00
Education Fund	10 R 1811 0000 00 000 000000	TEXTBOOK FEES	850,000.00	29,712.30	0.00	82,828.67	767,171.33	90.26
Education Fund	10 R 1825 0000 00 000 000000	AP TESTING FEE	0.00	0.00		0.00	0.00	0.00
Education Fund	10 R 1826 0000 00 000 000000	SAT TESTING FEES	5,000.00	0.00	0.00	-760.00	5,760.00	115.20
Education Fund	10 R 1827 0000 00 000 000000	SALE OF EQUIPMENT	0.00	0.00	0.00	-1,515.00	1,515.00	0.00
Education Fund	10 R 1828 0000 00 000 000000	A/P TEST FEES	50,000.00	4,318.00	0.00	-16,279.00	66,279.00	132.56
Education Fund	10 R 1829 0000 00 000 000000	MATH RESALE REVENUE	0.00	0.00		0.00	0.00	0.00
Education Fund	10 R 1920 0000 00 000 000000	IMTT GRANT	0.00	0.00		0.00	0.00	0.00
Education Fund	10 R 1950 0000 00 000 000000	REFUND OF PRIOR YR EXPENSES	155,000.00	0.00	0.00	515.96	154,484.04	99.67
Education Fund	10 R 1971 0000 00 000 000000	SUMMER DR ED FEES	30,000.00	2,275.00	0.00	-1,850.00	31,850.00	106.17
Education Fund	10 R 1993 0000 00 000 000000	WELLNESS CENTER	0.00	0.00		0.00	0.00	0.00
Education Fund	10 R 1998 0000 00 000 000000	EDUCATION FOUNDATION GRANTS	5,000.00	0.00	0.00	3,126.06	1,873.94	37.48
Education Fund	10 R 1999 0000 00 000 000000	OTHER-LOCAL SOURCES	50,000.00	23,038.32	0.00	21,217.37	28,782.63	57.57

Revenue Report

Fiscal Year: 2022-2023
Month: March

COUNTY OF GRUNDY SCHOOL DIST 111

Fund Description	Account Number	Account Description	Revised Budget	Monthly Activity	Pending Activity	Available Funds	Year to Date Activity	Percent of Budget Used
Education Fund	10 R 1999 2220 00 000 000000	DIST 111 GROUP MEDICAL REVENUE	3,807,859.65	388,931.39	0.00	754,456.18	3,053,403.47	80.19
Education Fund	10 R 1999 2230 00 000 000000	DIST 111 GROUP DENTAL REVENUE	192,115.37	15,807.61	0.00	49,380.54	142,734.83	74.30
Education Fund	10 R 2100 0000 00 000 000000	ECO LAB GRANT	0.00	0.00		0.00	0.00	0.00
Education Fund	10 R 2901 0000 00 000 000000	GRUNDY CO EDUCATION TIF	1,954,385.52	0.00	0.00	-59,159.74	2,013,545.26	103.03
Education Fund	10 R 2902 0000 00 000 000000	GRUNDY CO LEASE TIF	0.00	0.00		0.00	0.00	0.00
Education Fund	10 R 2903 0000 00 000 000000	GRUNDY CO SPEC ED TIF	0.00	0.00		0.00	0.00	0.00
Education Fund	10 R 2904 0000 00 000 000000	I55 & RT 6 TIF	0.00	0.00	0.00	-613.11	613.11	0.00
Education Fund	10 R 3001 0000 00 000 000000	EVIDENCE BASED FUNDING	6,604,131.00	620,200.31	0.00	1,781,298.69	4,822,832.31	73.03
Education Fund	10 R 3002 0000 00 000 000000	GSA HOLD HARMLESS	0.00	0.00		0.00	0.00	0.00
Education Fund	10 R 3030 0000 00 000 000000	FAST GROWTH GRANTS	0.00	0.00		0.00	0.00	0.00
Education Fund	10 R 3099 0000 00 000 000000	TRANSITION ASSISTANCE	0.00	0.00		0.00	0.00	0.00
Education Fund	10 R 3100 0000 00 000 000000	SPEC ED-PRIVATE FACILITY	804,600.00	0.00	0.00	133,668.27	670,931.73	225 83.39
Education Fund	10 R 3105 0000 00 000 000000	SPEC ED- EXTRAORDINARY	0.00	0.00		0.00	0.00	0.00
Education Fund	10 R 3110 0000 00 000 000000	SPEC ED- PERSONNEL	0.00	0.00		0.00	0.00	0.00
Education Fund	10 R 3120 0000 00 000 000000	SPEC ED- ORPHANAGE/INDIV	9,253.00	0.00	0.00	1,274.70	7,978.30	86.22
Education Fund	10 R 3130 0000 00 000 000000	SP ED ORPHANAGE SUMMER IND	0.00	0.00		0.00	0.00	0.00
Education Fund	10 R 3145 0000 00 000 000000	SPEC ED- SUMMER SCHOOL	0.00	0.00		0.00	0.00	0.00
Education Fund	10 R 3215 0000 00 000 000000	VOC ED-FORMULA	0.00	0.00		0.00	0.00	0.00
Education Fund	10 R 3220 0000 00 000 000000	CAREER/TECH EDUC IMPR GRNT	72,085.00	0.00	0.00	0.00	72,085.00	100.00
Education Fund	10 R 3225 0000 00 000 000000	VOC ED FORMULA REIMB.	0.00	0.00		0.00	0.00	0.00
Education Fund	10 R 3226 0000 00 000 000000	VOC ED PROGRAM IMPROVMT.	0.00	0.00		0.00	0.00	0.00
Education Fund	10 R 3235 0000 00 000 000000	VOC ED AG EDUC INCENTIVE	0.00	0.00	0.00	0.00	0.00	0.00
Education Fund	10 R 3305 0000 00 000 000000	BILINGUAL ED-DOWNSTATE	0.00	0.00		0.00	0.00	0.00
Education Fund	10 R 3350 0000 00 000 000000	GIFTED EDUCATION	0.00	0.00		0.00	0.00	0.00

Revenue Report

Fiscal Year: 2022-2023
Month: March

COUNTY OF GRUNDY SCHOOL DIST 111

Fund Description	Account Number	Account Description	Revised Budget	Monthly Activity	Pending Activity	Available Funds	Year to Date Activity	Percent of Budget Used
Education Fund	10 R 3360 0000 00 000 000000	STATE FREE LUNCH & BRKFST	1,200.00	56.60	0.00	917.48	282.52	23.54
Education Fund	10 R 3370 0000 00 000 000000	DRIVERS ED REIMBURSEMENT	74,000.00	18,932.82	0.00	-632.23	74,632.23	100.85
Education Fund	10 R 3610 0000 00 000 000000	LEARNING IMPR-CHANGE GRNT	0.00	0.00		0.00	0.00	0.00
Education Fund	10 R 3640 0000 00 000 000000	PROF DEVELOP BLOCK GRANT	0.00	0.00		0.00	0.00	0.00
Education Fund	10 R 3696 0000 00 000 000000	REGIONAL SAFE SCHOOLS PROGRAM	0.00	0.00		0.00	0.00	0.00
Education Fund	10 R 3740 0000 00 000 000000	CRIM BACKGROUND CHECKS	0.00	0.00		0.00	0.00	0.00
Education Fund	10 R 3775 0000 00 000 000000	ADA SAFETY BLOCK GRANT	0.00	0.00		0.00	0.00	0.00
Education Fund	10 R 3781 0000 00 000 000000	TECH INTEGRATION GRANT	0.00	0.00		0.00	0.00	0.00
Education Fund	10 R 3792 0000 00 000 000000	TECH-CLOSING THE GAP	0.00	0.00		0.00	0.00	0.00
Education Fund	10 R 3800 0000 00 000 000000	STATE LIBRARY GRANT	2,500.00	0.00		2,500.00	0.00	0.00
Education Fund	10 R 3998 0000 00 000 000000	RECEIPTS/REVENUE ON BEHALF PAYMENTS	0.00	0.00		0.00	0.00	0.00
Education Fund	10 R 3999 0000 00 000 000000	OTH GRANTS-IN-AID/STATE SOURCE	0.00	0.00		0.00	0.00	0.00
Education Fund	10 R 4100 0000 00 000 000000	TITLE V	0.00	0.00		0.00	0.00	0.00
Education Fund	10 R 4101 0000 00 000 000000	HOMELESS GRANT	0.00	0.00		0.00	0.00	0.00
Education Fund	10 R 4215 0000 00 000 000000	SPECIAL MILK PROGRAM	0.00	0.00	0.00	0.00	0.00	0.00
Education Fund	10 R 4225 0000 00 000 000000	Summer Foods Program	0.00	0.00		0.00	0.00	0.00
Education Fund	10 R 4300 0000 00 000 000000	TITLE I	70,000.00	0.00	0.00	35,324.00	34,676.00	49.54
Education Fund	10 R 4400 0000 00 000 000000	TITLE IV DRUG FREE GRANT	10,000.00	0.00	0.00	10,000.00	0.00	0.00
Education Fund	10 R 4620 0000 00 000 000000	SPEC ED-IDEA FLOW THRU	786,801.00	0.00	0.00	165,926.00	620,875.00	78.91
Education Fund	10 R 4620 0000 00 000 223000	ARP IDEA FLOW-THROUGH	0.00	0.00	0.00	0.00	0.00	0.00
Education Fund	10 R 4625 0000 00 000 000000	SPEC ED-IDEA-RM & BOARD	150,000.00	0.00	0.00	150,000.00	0.00	0.00
Education Fund	10 R 4745 0000 00 000 000000	AG EDUC GRANT	1,200.00	0.00	0.00	-1,588.00	2,788.00	232.33
Education Fund	10 R 4850 0000 00 000 000000	ARRA - GENERAL STATE AID	0.00	0.00		0.00	0.00	0.00
Education Fund	10 R 4870 0000 00 000 000000	ARRA -GSA-SFSF	0.00	0.00		0.00	0.00	0.00
Education Fund	10 R 4880 0000 00 000 000000	ARRA-Educ Jobs Fund Prgm	0.00	0.00		0.00	0.00	0.00

226

Revenue Report

Fiscal Year: 2022-2023
Month: March

COUNTY OF GRUNDY SCHOOL DIST 111

Fund Description	Account Number	Account Description	Revised Budget	Monthly Activity	Pending Activity	Available Funds	Year to Date Activity	Percent of Budget Used
Education Fund	10 R 4930 0000 00 000 000000	TITLE II EISENHWR PROF DVLPMT	0.00	0.00		0.00	0.00	0.00
Education Fund	10 R 4932 0000 00 000 000000	Title II - Teacher Quality	35,000.00	0.00	0.00	22,589.00	12,411.00	35.46
Education Fund	10 R 4935 0000 00 000 000000	TITLE II EISENHWR MATH/SCI	0.00	0.00		0.00	0.00	0.00
Education Fund	10 R 4971 0000 00 000 000000	TITLE II PART D TECH GRANT	0.00	0.00		0.00	0.00	0.00
Education Fund	10 R 4991 0000 00 000 000000	MEDICAID/ADMN OUTREACH	15,000.00	10,860.01	0.00	1,978.30	13,021.70	86.81
Education Fund	10 R 4992 0000 00 000 000000	MEDICAID MATCHING	0.00	0.00		0.00	0.00	0.00
Education Fund	10 R 4998 0000 00 000 223000	ARP - IDEA	0.00	0.00	0.00	-12,169.00	12,169.00	0.00
Education Fund	10 R 4998 0000 00 000 499801	DIGITAL EQUITY GRANT	0.00	0.00		0.00	0.00	0.00
Education Fund	10 R 4998 0000 00 000 499803	ESSER III	325,000.00	0.00	0.00	325,000.00	0.00	0.00
Education Fund	10 R 7110 0000 00 000 000000	PERM TRANS FROM W/C- ABATEMENT	0.00	0.00		0.00	0.00	0.00
Education Fund	10 R 7180 0000 00 000 000000	PERM TRANS FROM W/C- ABATEMENT	0.00	0.00		0.00	0.00	227 0.00
Education Fund	10 R 7900 0000 00 000 000000	DEBT PROCEEDS	0.00	0.00		0.00	0.00	0.00
Education Fund	10 R 9601 0000 00 000 000000	TIF SURPLUS DONATION	0.00	0.00		0.00	0.00	0.00
10 - -----	Education Fund	TIF SURPLUS DONATION	41,615,367.69	2,018,414.24	0.00	11,645,237.63	29,970,130.06	
Activity Fund	11 R 1799 0000 00 000 000000	ACTIVITY FUND ACCOUNT	0.00	0.00		0.00	0.00	0.00
Activity Fund	11 R 1799 0000 01 000 900000	COADY SCHOLARSHIP	750.00	1,195.63	0.00	-6,464.44	7,214.44	961.93
Activity Fund	11 R 1799 0000 30 300 910001	SPORTS - ATHLETIC HALL OF FAME	0.00	0.00		0.00	0.00	0.00
Activity Fund	11 R 1799 0000 30 300 910002	SPORTS - ATHLETIC POP	7,500.00	145.31	0.00	1,496.07	6,003.93	80.05
Activity Fund	11 R 1799 0000 30 300 910003	SPORTS - ATHLETIC TRAINING	300.00	0.00		300.00	0.00	0.00
Activity Fund	11 R 1799 0000 30 300 910004	SPORTS - BASEBALL	2,500.00	17,730.00	0.00	-15,580.00	18,080.00	723.20
Activity Fund	11 R 1799 0000 30 300 910005	SPORTS - BOYS BASKETBALL	10,000.00	588.00	0.00	-7,231.20	17,231.20	172.31
Activity Fund	11 R 1799 0000 30 300 910006	SPORTS - BOYS BOWLING	500.00	0.00	0.00	-3,247.00	3,747.00	749.40
Activity Fund	11 R 1799 0000 30 300 910007	SPORTS - BOYS GOLF	0.00	0.00	0.00	-350.00	350.00	0.00
Activity Fund	11 R 1799 0000 30 300 910008	SPORTS - BOYS SOCCER	15,000.00	0.00	0.00	-3,733.30	18,733.30	124.89
Activity Fund	11 R 1799 0000 30 300 910009	SPORTS - BOYS TENNIS	2,000.00	1,380.00	0.00	220.00	1,780.00	89.00
Activity Fund	11 R 1799 0000 30 300 910010	SPORTS - BOYS TRACK	6,500.00	11,523.00	0.00	-5,917.21	12,417.21	191.03

Revenue Report

Fiscal Year: 2022-2023
Month: March

COUNTY OF GRUNDY SCHOOL DIST 111

Fund Description	Account Number	Account Description	Revised Budget	Monthly Activity	Pending Activity	Available Funds	Year to Date Activity	Percent of Budget Used
Activity Fund	11 R 1799 0000 30 300 910011	SPORTS - BOYS VOLLEYBALL	400.00	0.00	0.00	100.00	300.00	75.00
Activity Fund	11 R 1799 0000 30 300 910012	SPORTS - CHEERLEADERS	40,000.00	0.00	0.00	9,560.50	30,439.50	76.10
Activity Fund	11 R 1799 0000 30 300 910013	SPORTS - CROSS COUNTY CO ED	8,500.00	0.00	0.00	4,106.40	4,393.60	51.69
Activity Fund	11 R 1799 0000 30 300 910014	SPORTS - FOOTBALL	75,000.00	1,445.00	0.00	-7,664.00	82,664.00	110.22
Activity Fund	11 R 1799 0000 30 300 910015	SPORTS - FOOTBALL JERSEYS	0.00	0.00	0.00	0.00	0.00	0.00
Activity Fund	11 R 1799 0000 30 300 910016	SPORTS - GIRLS BASKETBALL	10,000.00	0.00	0.00	1,181.80	8,818.20	88.18
Activity Fund	11 R 1799 0000 30 300 910017	SPORTS - GIRLS BOWLING	1,500.00	0.00	0.00	-1,942.00	3,442.00	229.47
Activity Fund	11 R 1799 0000 30 300 910018	SPORTS - GIRLS GOLF	0.00	0.00	0.00	-625.00	625.00	0.00
Activity Fund	11 R 1799 0000 30 300 910019	SPORTS - GIRLS SOCCER	5,000.00	228.00	0.00	2,528.00	2,472.00	49.44
Activity Fund	11 R 1799 0000 30 300 910020	SPORTS - GIRLS TENNIS	0.00	0.00	0.00	-3,795.00	3,795.00	0.00
Activity Fund	11 R 1799 0000 30 300 910021	SPORTS - GIRLS TRACK	5,000.00	0.00	0.00	4,440.00	560.00	11.20
Activity Fund	11 R 1799 0000 30 300 910022	SPORTS - GIRLS VOLLEYBALL	11,000.00	0.00	0.00	1,078.69	9,921.31	228 90.19
Activity Fund	11 R 1799 0000 30 300 910023	SPORTS - LACROSSE	2,500.00	377.54	0.00	1,677.46	822.54	32.90
Activity Fund	11 R 1799 0000 30 300 910024	SPORTS - OUTDOOR ED TRIP	0.00	0.00	0.00	-2,220.00	2,220.00	0.00
Activity Fund	11 R 1799 0000 30 300 910025	SPORTS - POMS	30,000.00	3,376.40	0.00	-30,111.06	60,111.06	200.37
Activity Fund	11 R 1799 0000 30 300 910026	SPORTS - SOFTBALL	17,000.00	0.00	0.00	4,850.00	12,150.00	71.47
Activity Fund	11 R 1799 0000 30 300 910027	SPORTS - SWIMMING B&G	0.00	0.00	0.00	-575.00	575.00	0.00
Activity Fund	11 R 1799 0000 30 300 910028	SPORTS - WRESTLING BOYS	6,000.00	0.00	0.00	-4,192.00	10,192.00	169.87
Activity Fund	11 R 1799 0000 30 300 910029	SUMMER CAMPS - BAND CAMP	15,000.00	0.00	0.00	-10,427.50	25,427.50	169.52
Activity Fund	11 R 1799 0000 30 300 910030	SUMMER CAMPS - BASEBALL	25,000.00	0.00	0.00	25,000.00	0.00	0.00
Activity Fund	11 R 1799 0000 30 300 910031	SUMMER CAMPS - BOYS BASKETBALL	3,720.00	325.00	0.00	-325.00	4,045.00	108.74
Activity Fund	11 R 1799 0000 30 300 910032	SUMMER CAMPS - BOYS VOLLEYBALL	0.00	0.00	0.00	0.00	0.00	0.00
Activity Fund	11 R 1799 0000 30 300 910033	SUMMER CAMPS - CHEERLEADING	0.00	0.00	0.00	-1,920.00	1,920.00	0.00
Activity Fund	11 R 1799 0000 30 300 910034	SUMMER CAMPS - CROSS COUNTRY	5,225.00	40.00	0.00	-40.00	5,265.00	100.77

Revenue Report

Fiscal Year: 2022-2023
Month: March

COUNTY OF GRUNDY SCHOOL DIST 111

Fund Description	Account Number	Account Description	Revised Budget	Monthly Activity	Pending Activity	Available Funds	Year to Date Activity	Percent of Budget Used
Activity Fund	11 R 1799 0000 30 300 910035	SUMMER CAMPS - FOOTBALL	11,125.00	3,820.00	0.00	-3,645.00	14,770.00	132.76
Activity Fund	11 R 1799 0000 30 300 910036	SUMMER CAMPS - GIRLS BASKETBALL	550.00	250.00	0.00	-250.00	800.00	145.45
Activity Fund	11 R 1799 0000 30 300 910037	SUMMER CAMPS - GIRLS VOLLEYBALL	7,040.00	445.00	0.00	-445.00	7,485.00	106.32
Activity Fund	11 R 1799 0000 30 300 910038	SUMMER CAMPS - POMS	0.00	0.00	0.00	-5,840.00	5,840.00	0.00
Activity Fund	11 R 1799 0000 30 300 910039	SUMMER CAMPS - SOCCER	1,340.00	640.00	0.00	-640.00	1,980.00	147.76
Activity Fund	11 R 1799 0000 30 300 910040	SUMMER CAMPS - CONDITIONING	1,495.00	65.00	0.00	-65.00	1,560.00	104.35
Activity Fund	11 R 1799 0000 30 300 910041	SUMMER CAMPS - TENNIS CO-ED	3,485.00	450.00	0.00	-450.00	3,935.00	112.91
Activity Fund	11 R 1799 0000 30 300 910042	SUMMER CAMPS - WOMENS FITNESS	0.00	0.00		0.00	0.00	0.00
Activity Fund	11 R 1799 0000 30 300 910043	FOOTBALL TEAM CAMP	2,950.00	0.00	0.00	0.00	2,950.00	100.00
Activity Fund	11 R 1799 0000 30 300 910044	SPORTS - GIRLS WRESTLING	5,000.00	0.00	0.00	159.60	4,840.40	96.81
Activity Fund	11 R 1799 0000 30 300 910045	SUMMER CAMPS - SOFTBALL	0.00	65.00	0.00	-65.00	65.00	229 0.00
Activity Fund	11 R 1799 0000 30 300 920000	ATHLETIC BOOSTERS	0.00	0.00	0.00	-10,019.58	10,019.58	0.00
Activity Fund	11 R 1799 0000 70 300 900001	ACTIVITIES - POP	14,000.00	198.31	0.00	-4,165.30	18,165.30	129.75
Activity Fund	11 R 1799 0000 70 300 900002	ACTIVITIES - ART CLUB	500.00	0.00		500.00	0.00	0.00
Activity Fund	11 R 1799 0000 70 300 900003	ACTIVITIES - ATHLETIC LEADERSHIP	0.00	0.00		0.00	0.00	0.00
Activity Fund	11 R 1799 0000 70 300 900004	ACTIVITIES - BAND	100.00	0.00	0.00	100.00	0.00	0.00
Activity Fund	11 R 1799 0000 70 300 900005	ACTIVITIES - CHESS	300.00	0.00		300.00	0.00	0.00
Activity Fund	11 R 1799 0000 70 300 900006	ACTIVITIES - PHOTOGRAPHY	250.00	0.00		250.00	0.00	0.00
Activity Fund	11 R 1799 0000 70 300 900007	ACTIVITIES - CHORUS	3,000.00	0.00	0.00	2,147.00	853.00	28.43
Activity Fund	11 R 1799 0000 70 300 900008	ACTIVITIES - CLASS OF 2025	5,000.00	0.00		5,000.00	0.00	0.00
Activity Fund	11 R 1799 0000 70 300 900009	ACTIVITIES - CLASS OF 2026	5,000.00	0.00		5,000.00	0.00	0.00
Activity Fund	11 R 1799 0000 70 300 900010	ACTIVITIES - CLASS OF 2027	0.00	0.00		0.00	0.00	0.00
Activity Fund	11 R 1799 0000 70 300 900011	ACTIVITIES - CLASS OF 2028	0.00	0.00		0.00	0.00	0.00
Activity Fund	11 R 1799 0000 70 300 900012	ACTIVITIES - CLASS OF 2023	4,500.00	1,524.23	0.00	2,049.67	2,450.33	54.45

Revenue Report

Fiscal Year: 2022-2023
Month: March

COUNTY OF GRUNDY SCHOOL DIST 111

Fund Description	Account Number	Account Description	Revised Budget	Monthly Activity	Pending Activity	Available Funds	Year to Date Activity	Percent of Budget Used
Activity Fund	11 R 1799 0000 70 300 900013	ACTIVITIES - CLASS OF 2024	4,500.00	1,524.23	0.00	-9,418.33	13,918.33	309.30
Activity Fund	11 R 1799 0000 70 300 900014	ACTIVITIES - COMMUNITY GARDEN	0.00	0.00		0.00	0.00	0.00
Activity Fund	11 R 1799 0000 70 300 900015	ACTIVITIES - CULINARY ARTS	0.00	0.00		0.00	0.00	0.00
Activity Fund	11 R 1799 0000 70 300 900016	ACTIVITIES - MOCK TRIAL	0.00	0.00		0.00	0.00	0.00
Activity Fund	11 R 1799 0000 70 300 900017	ACTIVITIES - DREAM	0.00	0.00		0.00	0.00	0.00
Activity Fund	11 R 1799 0000 70 300 900018	ACTIVITIES - FASHION MERCHANDISING	0.00	0.00		0.00	0.00	0.00
Activity Fund	11 R 1799 0000 70 300 900019	ACTIVITIES - FCCLA	0.00	0.00		0.00	0.00	0.00
Activity Fund	11 R 1799 0000 70 300 900020	ACTIVITIES - FFA	4,000.00	0.00	0.00	-342.00	4,342.00	108.55
Activity Fund	11 R 1799 0000 70 300 900021	ACTIVITIES - FRENCH NHS	0.00	0.00		0.00	0.00	0.00
Activity Fund	11 R 1799 0000 70 300 900022	ACTIVITIES - FUTURE BUSINESS LEADERS	0.00	0.00		0.00	0.00	0.00
Activity Fund	11 R 1799 0000 70 300 900023	ACTIVITIES - I.O.T.A.	0.00	0.00	0.00	-285.00	285.00	0.00
Activity Fund	11 R 1799 0000 70 300 900024	ACTIVITIES - INDIAN CLIMBING CLUB	0.00	0.00		0.00	0.00	0.00
Activity Fund	11 R 1799 0000 70 300 900025	ACTIVITIES - INDIAN NATION	0.00	0.00		0.00	0.00	0.00
Activity Fund	11 R 1799 0000 70 300 900026	ACTIVITIES - INT'L CLUB	5,000.00	360.00	0.00	1,848.95	3,151.05	63.02
Activity Fund	11 R 1799 0000 70 300 900027	ACTIVITIES - INT'L THESPIANS	8,000.00	0.00	0.00	-110.50	8,110.50	101.38
Activity Fund	11 R 1799 0000 70 300 900028	ACTIVITIES - INTERACT	0.00	0.00		0.00	0.00	0.00
Activity Fund	11 R 1799 0000 70 300 900029	ACTIVITIES - INVESTMENT CLUB	0.00	0.00		0.00	0.00	0.00
Activity Fund	11 R 1799 0000 70 300 900030	ACTIVITIES - JUDO	500.00	0.00	0.00	350.00	150.00	30.00
Activity Fund	11 R 1799 0000 70 300 900031	ACTIVITIES - KALEIDOSOPE	0.00	0.00		0.00	0.00	0.00
Activity Fund	11 R 1799 0000 70 300 900032	ACTIVITIES - MAC	12,000.00	0.00	0.00	7,039.00	4,961.00	41.34
Activity Fund	11 R 1799 0000 70 300 900033	ACTIVITIES - MATH TEAM	500.00	0.00		500.00	0.00	0.00
Activity Fund	11 R 1799 0000 70 300 900034	ACTIVITIES - MCHS BOOK CLUB	500.00	0.00		500.00	0.00	0.00
Activity Fund	11 R 1799 0000 70 300 900035	ACTIVITIES - MEMORIAL GARDEN	0.00	0.00		0.00	0.00	0.00
Activity Fund	11 R 1799 0000 70 300 900036	ACTIVITIES - MUSICAL	500.00	1,110.00	0.00	-610.00	1,110.00	222.00
Activity Fund	11 R 1799 0000 70 300 900037	ACTIVITIES - NEEDY FAMILIES	7,500.00	0.00	0.00	-828.30	8,328.30	111.04

230

Revenue Report

Fiscal Year: 2022-2023
Month: March

COUNTY OF GRUNDY SCHOOL DIST 111

Fund Description	Account Number	Account Description	Revised Budget	Monthly Activity	Pending Activity	Available Funds	Year to Date Activity	Percent of Budget Used
Activity Fund	11 R 1799 0000 70 300 900038	ACTIVITIES - NHS	5,000.00	0.00	0.00	3,292.77	1,707.23	34.14
Activity Fund	11 R 1799 0000 70 300 900039	ACTIVITIES - ORCHESIS	2,500.00	0.00	0.00	1,049.60	1,450.40	58.02
Activity Fund	11 R 1799 0000 70 300 900040	ACTIVITIES - PAC RESTORATION	2,500.00	2,502.88	0.00	-1,636.88	4,136.88	165.48
Activity Fund	11 R 1799 0000 70 300 900041	ACTIVITIES - PERCUSSION	25,000.00	5,662.40	0.00	8,441.85	16,558.15	66.23
Activity Fund	11 R 1799 0000 70 300 900042	ACTIVITIES - GAME CLUB	500.00	0.00		500.00	0.00	0.00
Activity Fund	11 R 1799 0000 70 300 900043	ACTIVITIES - NEWSPAPER	500.00	0.00		500.00	0.00	0.00
Activity Fund	11 R 1799 0000 70 300 900044	ACTIVITIES - SADD	0.00	0.00		0.00	0.00	0.00
Activity Fund	11 R 1799 0000 70 300 900045	ACTIVITIES - SCHOLASTIC BOWL	200.00	0.00		200.00	0.00	0.00
Activity Fund	11 R 1799 0000 70 300 900046	ACTIVITIES - SPANISH NHS	1,500.00	0.00	0.00	1,169.21	330.79	22.05
Activity Fund	11 R 1799 0000 70 300 900047	ACTIVITIES - SPEECH	40,000.00	0.00	0.00	40,000.00	0.00	0.00
Activity Fund	11 R 1799 0000 70 300 900048	ACTIVITIES - STUDENT COUNCIL	50,000.00	4,710.00	0.00	-20,190.00	70,190.00	140.38
Activity Fund	11 R 1799 0000 70 300 900049	ACTIVITIES - TSA	3,500.00	0.00	0.00	1,071.20	2,428.80	69.39
Activity Fund	11 R 1799 0000 70 300 900050	ACTIVITIES - UNDERWATER ROBOTIC	3,500.00	0.00	0.00	1,303.20	2,196.80	62.77
Activity Fund	11 R 1799 0000 70 300 900051	ACTIVITIES - WINTERGUARD	25,000.00	16,627.24	0.00	-569.90	25,569.90	102.28
Activity Fund	11 R 1799 0000 70 300 900052	ACTIVITIES - WYSE	0.00	0.00		0.00	0.00	0.00
Activity Fund	11 R 1799 0000 70 300 900053	ACTIVITIES - YEARBOOK	7,500.00	40.00	0.00	4,663.60	2,836.40	37.82
Activity Fund	11 R 1799 0000 70 300 900054	ACTIVITIES - ALLIES IN DIVERSITY	500.00	0.00		500.00	0.00	0.00
Activity Fund	11 R 1799 0000 70 300 900055	CYBRARY	0.00	0.00		0.00	0.00	0.00
Activity Fund	11 R 1799 0000 70 300 900056	FACULTY POP	750.00	145.32	0.00	-121.97	871.97	116.26
Activity Fund	11 R 1799 0000 70 300 900057	PROJECT INDIAN	0.00	0.00		0.00	0.00	0.00
Activity Fund	11 R 1799 0000 70 300 900058	PROM	135,000.00	0.00		135,000.00	0.00	0.00
Activity Fund	11 R 1799 0000 70 300 900059	SCHOLARSHIP	50,000.00	2,000.00	0.00	45,000.00	5,000.00	10.00
Activity Fund	11 R 1799 0000 70 300 900060	ACTIVITIES - DISC GOLF	1,000.00	0.00		1,000.00	0.00	0.00
Activity Fund	11 R 1799 0000 70 300 900061	ACTIVITIES - ASL - AMERICAN SIGN LANGUAGE CLUB/NHS	2,000.00	563.45	0.00	1,436.55	563.45	28.17
Activity Fund	11 R 1799 0000 70 300 900062	GREEN HOUSE	2,000.00	0.00	0.00	1,540.00	460.00	23.00
Activity Fund	11 R 1799 0000 70 300 900064	FOUNDATION SCHOLARSHIP	0.00	0.00		0.00	0.00	0.00

231

Revenue Report

Fiscal Year: 2022-2023
Month: March

COUNTY OF GRUNDY SCHOOL DIST 111

Fund Description	Account Number	Account Description	Revised Budget	Monthly Activity	Pending Activity	Available Funds	Year to Date Activity	Percent of Budget Used
Activity Fund	11 R 1799 0000 70 300 900065	FOUNDATION ASSIST MCHS ATHLETICS/ACTIVITIES	0.00	0.00	0.00	-95.00	95.00	0.00
Activity Fund	11 R 1799 0000 70 300 920001	BAND BOOSTERS	0.00	0.00	0.00	-31,496.91	31,496.91	0.00
Activity Fund	11 R 1799 0000 70 300 920002	CHOIR BOOSTERS	0.00	7,478.21	0.00	-47,079.77	47,079.77	0.00
11 - ----	Activity Fund	CHOIR BOOSTERS	772,980.00	88,535.15	0.00	84,221.97	688,758.03	
Operations & Maint Fund	20 R 1110 0000 00 000 000000	PRIOR YEAR TAXES	0.00	0.00		0.00	0.00	0.00
Operations & Maint Fund	20 R 1111 0000 00 000 000000	GRUNDY CO TAXES	1,617,481.58	0.00	0.00	59,991.53	1,557,490.05	96.29
Operations & Maint Fund	20 R 1112 0000 00 000 000000	KENDALL CO TAXES	222,026.16	0.00	0.00	446.77	221,579.39	99.80
Operations & Maint Fund	20 R 1113 0000 00 000 000000	WILL CO TAXES	1,050,321.58	0.00	0.00	63,144.29	987,177.29	93.99
Operations & Maint Fund	20 R 1114 0000 00 000 000000	GRUNDY CO EDPA SURPLUS	0.00	0.00		0.00	0.00	0.00
Operations & Maint Fund	20 R 1122 0000 00 000 000000	KENDALL CO - EARLY DISTR	254,878.75	0.00		254,878.75	0.00	0.00
Operations & Maint Fund	20 R 1123 0000 00 000 000000	WILL CO - EARLY DISTR	1,211,411.43	0.00		1,211,411.43	0.00	0.00
Operations & Maint Fund	20 R 1210 0000 00 000 000000	MOBILE HOME TAX	0.00	0.00		0.00	0.00	232 0.00
Operations & Maint Fund	20 R 1211 0000 00 000 000000	GRUNDY CO TORT	0.00	0.00		0.00	0.00	0.00
Operations & Maint Fund	20 R 1212 0000 00 000 000000	KENDALL CO TORT	0.00	0.00		0.00	0.00	0.00
Operations & Maint Fund	20 R 1213 0000 00 000 000000	WILL CO TORT	0.00	0.00		0.00	0.00	0.00
Operations & Maint Fund	20 R 1222 0000 00 000 000000	KENDALL CO TORT-EARLY DIST	0.00	0.00		0.00	0.00	0.00
Operations & Maint Fund	20 R 1223 0000 00 000 000000	WILL CO TORT-EARLY DISTR	0.00	0.00		0.00	0.00	0.00
Operations & Maint Fund	20 R 1230 0000 00 000 000000	CPPRT	511,921.34	40,754.09	0.00	143,516.04	368,405.30	71.97
Operations & Maint Fund	20 R 1290 0000 00 000 000000	ESCROW PMTS/LIEU OF TAXES	0.00	0.00		0.00	0.00	0.00
Operations & Maint Fund	20 R 1311 0000 00 000 000000	GRUNDY CO LEASE	0.00	0.00		0.00	0.00	0.00
Operations & Maint Fund	20 R 1312 0000 00 000 000000	KENDALL CO LEASE	0.00	0.00		0.00	0.00	0.00
Operations & Maint Fund	20 R 1313 0000 00 000 000000	WILL CO LEASE	0.00	0.00		0.00	0.00	0.00
Operations & Maint Fund	20 R 1322 0000 00 000 000000	KENDALL CO LEASE-EARLY DISTR	0.00	0.00		0.00	0.00	0.00
Operations & Maint Fund	20 R 1323 0000 00 000 000000	WILL CO LEASE-EARLY DISTR	0.00	0.00		0.00	0.00	0.00
Operations & Maint Fund	20 R 1510 0000 00 000 000000	CHECKING INTEREST	0.00	0.00		0.00	0.00	0.00
Operations & Maint Fund	20 R 1511 0000 00 000 000000	INVESTMENT INTEREST	40,000.00	32,281.25	0.00	-85,083.78	125,083.78	312.71

Revenue Report

Fiscal Year: 2022-2023
Month: March

COUNTY OF GRUNDY SCHOOL DIST 111

Fund Description	Account Number	Account Description	Revised Budget	Monthly Activity	Pending Activity	Available Funds	Year to Date Activity	Percent of Budget Used
Operations & Maint Fund	20 R 1910 0000 00 000 000000	CLASSROOM RENTAL	0.00	0.00		0.00	0.00	0.00
Operations & Maint Fund	20 R 1911 0000 00 000 000000	BUILDING RENTAL	10,000.00	200.00	0.00	-12,639.75	22,639.75	226.40
Operations & Maint Fund	20 R 1912 0000 00 000 000000	FARM LEASE PAYMENTS	55,000.00	0.00	0.00	7,725.65	47,274.35	85.95
Operations & Maint Fund	20 R 1950 0000 00 000 000000	REFUND OF PRIOR YR EXPENSES	0.00	0.00		0.00	0.00	0.00
Operations & Maint Fund	20 R 1991 0000 00 000 000000	SP ED HOUSING ASSESSMENT	16,500.00	0.00		16,500.00	0.00	0.00
Operations & Maint Fund	20 R 1996 0000 00 000 000000	SALE OF CROPS	0.00	0.00		0.00	0.00	0.00
Operations & Maint Fund	20 R 1997 0000 00 000 000000	INSURANCE	0.00	0.00		0.00	0.00	0.00
Operations & Maint Fund	20 R 1998 0000 00 000 000000	SALE OF EQUIPMENT	0.00	0.00		0.00	0.00	0.00
Operations & Maint Fund	20 R 1999 0000 00 000 000000	OTHER-LOCAL SOURCES	20,000.00	0.00	0.00	7,128.64	12,871.36	64.36
Operations & Maint Fund	20 R 1999 2220 00 000 000000	DIST 111 GROUP MEDICAL REVENUE	225,000.00	20,192.05	0.00	50,074.82	174,925.18	77.74
Operations & Maint Fund	20 R 1999 2230 00 000 000000	DIST 111 GROUP DENTAL REVENUE	11,500.00	829.93	0.00	3,268.48	8,231.52	71.58
Operations & Maint Fund	20 R 2901 0000 00 000 000000	GRUNDY CO TIF EXT	0.00	0.00		0.00	0.00	233 0.00
Operations & Maint Fund	20 R 3925 0000 00 000 000000	SCHOOL MAINTENANCE PROJECTS	50,000.00	0.00	0.00	0.00	50,000.00	100.00
Operations & Maint Fund	20 R 3999 0000 00 000 000000	OTH GRANTS-IN-AID/STATE SOURCE	0.00	0.00		0.00	0.00	0.00
Operations & Maint Fund	20 R 4590 0000 00 000 000000	COPS GRANT - MINOOKA	0.00	0.00		0.00	0.00	0.00
Operations & Maint Fund	20 R 4998 0000 00 000 499801	ESSER I	0.00	0.00		0.00	0.00	0.00
Operations & Maint Fund	20 R 4998 0000 00 000 499802	ESSER II	281,358.00	0.00		281,358.00	0.00	0.00
Operations & Maint Fund	20 R 4998 0000 00 000 499803	ESSER III	0.00	0.00		0.00	0.00	0.00
Operations & Maint Fund	20 R 7110 0000 00 000 000000	PERM TRANS FROM W/C-ABATEMENT	0.00	0.00		0.00	0.00	0.00
Operations & Maint Fund	20 R 7130 0000 00 000 000000	PERM TRANS AMONG FUNDS	0.00	0.00		0.00	0.00	0.00
Operations & Maint Fund	20 R 7900 0000 00 000 000000	DEBT PROCEEDS	0.00	0.00		0.00	0.00	0.00
Operations & Maint Fund	20 R 8410 0000 00 000 000000	TAXES PLEDGED/PRINC-CAP LEASE	0.00	0.00		0.00	0.00	0.00
Operations & Maint Fund	20 R 9601 0000 00 000 000000	TIF SURPLUS DONATION	0.00	0.00		0.00	0.00	0.00
20 - ---- - - - -	Operations & Maint Fund	TIF SURPLUS DONATION	5,577,398.84	94,257.32	0.00	2,001,720.87	3,575,677.97	
Debt Service Fund or Fund Group	30 R 1110 0000 00 000 000000	PRIOR YEAR TAXES	0.00	0.00		0.00	0.00	0.00

Revenue Report

Fiscal Year: 2022-2023
Month: March

COUNTY OF GRUNDY SCHOOL DIST 111

Fund Description	Account Number	Account Description	Revised Budget	Monthly Activity	Pending Activity	Available Funds	Year to Date Activity	Percent of Budget Used
Debt Service Fund or Fund Group	30 R 1111 0000 00 000 000000	GRUNDY CO TAXES	3,129,373.96	0.00	0.00	-1,550.56	3,130,924.52	100.05
Debt Service Fund or Fund Group	30 R 1112 0000 00 000 000000	KENDALL CO TAXES	442,045.19	0.00	0.00	889.48	441,155.71	99.80
Debt Service Fund or Fund Group	30 R 1113 0000 00 000 000000	WILL CO TAXES	1,984,524.07	0.00	0.00	59,528.32	1,924,995.75	97.00
Debt Service Fund or Fund Group	30 R 1114 0000 00 000 000000	GRUNDY CO EPDA SURPLUS	0.00	0.00		0.00	0.00	0.00
Debt Service Fund or Fund Group	30 R 1122 0000 00 000 000000	KENDALL CO - EARLY DISTR	455,108.94	0.00		455,108.94	0.00	0.00
Debt Service Fund or Fund Group	30 R 1123 0000 00 000 000000	WILL CO - EARLY DISTR	2,163,084.06	0.00		2,163,084.06	0.00	0.00
Debt Service Fund or Fund Group	30 R 1210 0000 00 000 000000	MOBILE HOME TAX	0.00	0.00		0.00	0.00	0.00
Debt Service Fund or Fund Group	30 R 1290 0000 00 000 000000	PAYMENT IN LIEU OF TAXES BONDS	0.00	0.00		0.00	0.00	0.00
Debt Service Fund or Fund Group	30 R 1301 0000 00 000 000000	GRUNDY CO LEASE	0.00	0.00		0.00	0.00	0.00
Debt Service Fund or Fund Group	30 R 1302 0000 00 000 000000	KENDALL CO LEASE	0.00	0.00		0.00	0.00	234 0.00
Debt Service Fund or Fund Group	30 R 1303 0000 00 000 000000	WILL CO LEASE	0.00	0.00		0.00	0.00	0.00
Debt Service Fund or Fund Group	30 R 1323 0000 00 000 000000	WILL CO LEASE-EARLY DIST	0.00	0.00		0.00	0.00	0.00
Debt Service Fund or Fund Group	30 R 1510 0000 00 000 000000	CHECKING INTEREST	0.00	0.00		0.00	0.00	0.00
Debt Service Fund or Fund Group	30 R 1511 0000 00 000 000000	INVESTMENT INTEREST	3,350.00	27,905.51	0.00	-149,897.41	153,247.41	4,574.55
Debt Service Fund or Fund Group	30 R 1512 0000 00 000 000000	BOND INTEREST	0.00	0.00		0.00	0.00	0.00
Debt Service Fund or Fund Group	30 R 1999 0000 00 000 000000	OTHER-LOCAL SOURCES	0.00	0.00		0.00	0.00	0.00
Debt Service Fund or Fund Group	30 R 2901 0000 00 000 000000	GRUNDY CO TIF EXT	0.00	0.00		0.00	0.00	0.00
Debt Service Fund or Fund Group	30 R 7210 0000 00 000 000000	PRINCIPAL ON BONDS SOLD	0.00	0.00	0.00	0.00	0.00	0.00
Debt Service Fund or Fund Group	30 R 7210 0000 00 000 000001	PREMIUM ON BONDS SOLD	0.00	0.00	0.00	0.00	0.00	0.00
Debt Service Fund or Fund Group	30 R 7220 0000 00 000 000000	PREMIUM ON BONDS SOLD	0.00	0.00		0.00	0.00	0.00
Debt Service Fund or Fund Group	30 R 7230 0000 00 000 000000	INTEREST ON BONDS SOLD	0.00	0.00		0.00	0.00	0.00

Revenue Report

Fiscal Year: 2022-2023
Month: March

COUNTY OF GRUNDY SCHOOL DIST 111

Fund Description	Account Number	Account Description	Revised Budget	Monthly Activity	Pending Activity	Available Funds	Year to Date Activity	Percent of Budget Used
Debt Service Fund or Fund Group	30 R 7400 0000 00 000 000000	TRANS FROM OTHER FUNDS	0.00	0.00		0.00	0.00	0.00
Debt Service Fund or Fund Group	30 R 7401 0000 00 000 000000	TRANS FROM OBM LEASE	0.00	0.00		0.00	0.00	0.00
Debt Service Fund or Fund Group	30 R 7500 0000 00 000 000000	TRANS FROM OTHER FUNDS	0.00	0.00		0.00	0.00	0.00
Debt Service Fund or Fund Group	30 R 8990 0000 00 000 000000	DISCOUNT ON BONDS SOLD	0.00	0.00		0.00	0.00	0.00
Debt Service Fund or Fund Group	30 R 8991 0000 00 000 000000	REFUNDED PRINCIPAL	0.00	0.00		0.00	0.00	0.00
Debt Service Fund or Fund Group	30 R 8992 0000 00 000 000000	REFUNDED INTEREST	0.00	0.00		0.00	0.00	0.00
Debt Service Fund or Fund Group	30 R 9601 0000 00 000 000000	TIF SURPLUS DONATION	0.00	0.00		0.00	0.00	0.00
30 - -----	Debt Service Fund or Fund	TIF SURPLUS DONATION	8,177,486.22	27,905.51	0.00	2,527,162.83	5,650,323.39	
Transportation Fund	40 R 1110 0000 00 000 000000	PRIOR YEAR TAXES	0.00	0.00		0.00	0.00	0.00
Transportation Fund	40 R 1111 0000 00 000 000000	GRUNDY CO TAXES	776,391.16	0.00	0.00	28,795.94	747,595.22	96.29
Transportation Fund	40 R 1112 0000 00 000 000000	KENDALL CO TAXES	95,727.56	0.00	0.00	-10,630.55	106,358.11	235 111.11
Transportation Fund	40 R 1113 0000 00 000 000000	WILL CO TAXES	504,154.35	0.00	0.00	30,309.24	473,845.11	93.99
Transportation Fund	40 R 1114 0000 00 000 000000	GRUNDY CO EPDA SURPLUS	0.00	0.00		0.00	0.00	0.00
Transportation Fund	40 R 1122 0000 00 000 000000	KENDALL CO-EARLY DISTR	122,341.80	0.00		122,341.80	0.00	0.00
Transportation Fund	40 R 1123 0000 00 000 000000	WILL CO-EARLY DISTR	581,477.48	0.00		581,477.48	0.00	0.00
Transportation Fund	40 R 1210 0000 00 000 000000	MOBILE HOME TAX	0.00	0.00		0.00	0.00	0.00
Transportation Fund	40 R 1211 0000 00 000 000000	GRUNDY CO TORT	0.00	0.00		0.00	0.00	0.00
Transportation Fund	40 R 1212 0000 00 000 000000	KENDALL CO TORT	0.00	0.00		0.00	0.00	0.00
Transportation Fund	40 R 1213 0000 00 000 000000	WILL CO TORT	0.00	0.00		0.00	0.00	0.00
Transportation Fund	40 R 1223 0000 00 000 000000	WILL CO TORT-EARLY DISTR	0.00	0.00		0.00	0.00	0.00
Transportation Fund	40 R 1230 0000 00 000 000000	CPPRT	0.00	0.00		0.00	0.00	0.00
Transportation Fund	40 R 1290 0000 00 000 000000	PAYMENT IN LIEU OF TAXES TRANS	0.00	0.00		0.00	0.00	0.00
Transportation Fund	40 R 1442 0000 00 000 000000	SP ED TRAN OTHER DISTRICT	0.00	0.00		0.00	0.00	0.00
Transportation Fund	40 R 1510 0000 00 000 000000	CHECKING INTEREST	0.00	0.00		0.00	0.00	0.00
Transportation Fund	40 R 1511 0000 00 000 000000	INVESTMENT INTEREST	1,700.00	31,698.29	0.00	-69,781.57	71,481.57	4,204.80

Revenue Report

Fiscal Year: 2022-2023
Month: March

COUNTY OF GRUNDY SCHOOL DIST 111

Fund Description	Account Number	Account Description	Revised Budget	Monthly Activity	Pending Activity	Available Funds	Year to Date Activity	Percent of Budget Used
Transportation Fund	40 R 1950 0000 00 000 000000	REFUND OF PRIOR YR EXPENSES	0.00	0.00		0.00	0.00	0.00
Transportation Fund	40 R 1998 0000 00 000 000000	SALE OF EQUIPMENT	3,000.00	0.00	0.00	2,550.00	450.00	15.00
Transportation Fund	40 R 1999 0000 00 000 000000	OTHER-LOCAL SOURCES	0.00	0.00	0.00	-82,994.18	82,994.18	0.00
Transportation Fund	40 R 1999 2220 00 000 000000	DIST 111 GROUP MEDICAL REVENUE	145,000.00	14,587.10	0.00	30,196.84	114,803.16	79.17
Transportation Fund	40 R 1999 2230 00 000 000000	DIST 111 GROUP DENTAL REVENUE	5,150.00	518.16	0.00	1,081.77	4,068.23	78.99
Transportation Fund	40 R 2901 0000 00 000 000000	GRUNDY CO TIF EXT	0.00	0.00		0.00	0.00	0.00
Transportation Fund	40 R 3500 0000 00 000 000000	TRANS - REGULAR REIMB	150,000.00	0.00	0.00	49,819.05	100,180.95	66.79
Transportation Fund	40 R 3505 0000 00 000 000000	TRANS - VOCATIONAL REIMB	0.00	0.00		0.00	0.00	0.00
Transportation Fund	40 R 3510 0000 00 000 000000	TRANS-SPEC ED REIMB	940,000.00	0.00	0.00	245,210.73	694,789.27	73.91
Transportation Fund	40 R 3999 0000 00 000 000000	OTHER RESTRICTED REV STATE	0.00	0.00		0.00	0.00	0.00
Transportation Fund	40 R 4999 0000 00 000 000000	OTHER RESTRICTED REV FEDERAL	0.00	0.00		0.00	0.00	0.00
Transportation Fund	40 R 7130 0000 00 000 000000	PERM TRANS AMONG FUNDS	0.00	0.00		0.00	0.00	0.00
Transportation Fund	40 R 7140 0000 00 000 000000	INT TRANS FROM SITE/CONST	0.00	0.00		0.00	0.00	0.00
Transportation Fund	40 R 9601 0000 00 000 000000	TIF SURPLUS DONATION	0.00	0.00		0.00	0.00	0.00
40 - -----	Transportation Fund	TIF SURPLUS DONATION	3,324,942.35	46,803.55	0.00	928,376.55	2,396,565.80	236
I.M.R.F./Soc. Sec. Fund	50 R 1110 0000 00 000 000000	PRIOR YEAR TAXES	0.00	0.00		0.00	0.00	0.00
I.M.R.F./Soc. Sec. Fund	50 R 1111 0000 00 000 000000	GRUNDY CO IMRF	153,401.95	0.00	0.00	5,688.64	147,713.31	96.29
I.M.R.F./Soc. Sec. Fund	50 R 1112 0000 00 000 000000	KENDALL CO IMRF	21,678.64	0.00	0.00	43.63	21,635.01	99.80
I.M.R.F./Soc. Sec. Fund	50 R 1113 0000 00 000 000000	WILL CO IMRF	97,723.29	0.00	0.00	3,349.12	94,374.17	96.57
I.M.R.F./Soc. Sec. Fund	50 R 1114 0000 00 000 000000	GRUNDY CO IMRF EDPA SURPLUS	0.00	0.00		0.00	0.00	0.00
I.M.R.F./Soc. Sec. Fund	50 R 1122 0000 00 000 000000	KENDALL CO-EARLY DISTR	24,751.77	0.00		24,751.77	0.00	0.00
I.M.R.F./Soc. Sec. Fund	50 R 1123 0000 00 000 000000	WILL CO-EARLY DISTR	117,642.50	0.00		117,642.50	0.00	0.00
I.M.R.F./Soc. Sec. Fund	50 R 1210 0000 00 000 000000	MOBILE HOME TAX	0.00	0.00		0.00	0.00	0.00
I.M.R.F./Soc. Sec. Fund	50 R 1211 0000 00 000 000000	MOBILE HOME TAX IMRF	0.00	0.00		0.00	0.00	0.00
I.M.R.F./Soc. Sec. Fund	50 R 1212 0000 00 000 000000	MOBILE HOME TAX SOC SEC	0.00	0.00		0.00	0.00	0.00
I.M.R.F./Soc. Sec. Fund	50 R 1230 0000 00 000 000000	CPPRT	263,717.06	20,994.54	0.00	73,932.50	189,784.56	71.97

Revenue Report

Fiscal Year: 2022-2023
Month: March

COUNTY OF GRUNDY SCHOOL DIST 111

Fund Description	Account Number	Account Description	Revised Budget	Monthly Activity	Pending Activity	Available Funds	Year to Date Activity	Percent of Budget Used
I.M.R.F./Soc. Sec. Fund	50 R 1290 0000 00 000 000000	PAYMENT IN LIEU OF TAXES IMRF	0.00	0.00		0.00	0.00	0.00
I.M.R.F./Soc. Sec. Fund	50 R 1291 0000 00 000 000000	PAYMENT IN LIEU OF TAXES SOC SEC	0.00	0.00		0.00	0.00	0.00
I.M.R.F./Soc. Sec. Fund	50 R 1510 0000 00 000 000000	CHECKING INTEREST	0.00	0.00		0.00	0.00	0.00
I.M.R.F./Soc. Sec. Fund	50 R 1511 0000 00 000 000000	INVESTMENT INTEREST	10,000.00	6,244.84	0.00	-27,937.06	37,937.06	379.37
I.M.R.F./Soc. Sec. Fund	50 R 1511 0000 00 000 000001	GRUNDY CO SS	190,862.83	0.00	0.00	7,077.81	183,785.02	96.29
I.M.R.F./Soc. Sec. Fund	50 R 1512 0000 00 000 000000	KENDALL CO SS	26,962.85	0.00	0.00	54.26	26,908.59	99.80
I.M.R.F./Soc. Sec. Fund	50 R 1513 0000 00 000 000000	WILL CO SS	122,510.87	0.00	0.00	4,839.33	117,671.54	96.05
I.M.R.F./Soc. Sec. Fund	50 R 1514 0000 00 000 000000	GRUNDY CO SS EDPA SURPLUS	0.00	0.00		0.00	0.00	0.00
I.M.R.F./Soc. Sec. Fund	50 R 1522 0000 00 000 000000	KENDALL CO SS-EARLY DISTR	29,919.73	0.00		29,919.73	0.00	0.00
I.M.R.F./Soc. Sec. Fund	50 R 1523 0000 00 000 000000	WILL CO SS-EARLY DISTR	142,205.30	0.00		142,205.30	0.00	0.00
I.M.R.F./Soc. Sec. Fund	50 R 1999 0000 00 000 000000	OTHER-LOCAL SOURCES	0.00	0.00		0.00	0.00	0.00
I.M.R.F./Soc. Sec. Fund	50 R 2901 0000 00 000 000000	GRUNDY CO IMRF TIF	0.00	0.00		0.00	0.00	237
I.M.R.F./Soc. Sec. Fund	50 R 2902 0000 00 000 000000	GRUNDY CO SS TIF	0.00	0.00		0.00	0.00	0.00
I.M.R.F./Soc. Sec. Fund	50 R 9601 0000 00 000 000000	TIF SURPLUS DONATION	0.00	0.00		0.00	0.00	0.00
50 - -----	I.M.R.F./Soc. Sec. Fund	TIF SURPLUS DONATION	1,201,376.79	27,239.38	0.00	381,567.53	819,809.26	
Capital Projects Fund or Fund Group	60 R 1291 0000 00 000 000000	FACILITIES IMPACT FEES	150,000.00	2,285.80	0.00	119,478.45	30,521.55	20.35
Capital Projects Fund or Fund Group	60 R 1292 0000 00 000 000000	SCHOOL SITE FEES	25,000.00	1,013.40	0.00	13,159.44	11,840.56	47.36
Capital Projects Fund or Fund Group	60 R 1510 0000 00 000 000000	CHECKING INTEREST	0.00	0.00		0.00	0.00	0.00
Capital Projects Fund or Fund Group	60 R 1511 0000 00 000 000000	INVESTMENT INTEREST	8,000.00	41,386.18	0.00	-97,649.58	105,649.58	1,320.62
Capital Projects Fund or Fund Group	60 R 1520 0000 00 000 000000	GAIN/LOSS ON INVESTMENTS	0.00	0.00		0.00	0.00	0.00
Capital Projects Fund or Fund Group	60 R 1930 0000 00 000 000000	IMPACT FEES	10,000.00	0.00	0.00	7,263.51	2,736.49	27.36
Capital Projects Fund or Fund Group	60 R 1997 0000 00 000 000000	Insurance	0.00	0.00	0.00	-1,066,064.73	1,066,064.73	0.00
Capital Projects Fund or Fund Group	60 R 1999 0000 00 000 000000	OTHER-LOCAL SOURCES	0.00	0.00	0.00	-3,995.00	3,995.00	0.00
Capital Projects Fund or Fund Group	60 R 2901 0000 00 000 000000	GRUNDY CO EDUCATION TIF	0.00	0.00	0.00	-900,000.00	900,000.00	0.00

Revenue Report

Fiscal Year: 2022-2023
Month: March

COUNTY OF GRUNDY SCHOOL DIST 111

Fund Description	Account Number	Account Description	Revised Budget	Monthly Activity	Pending Activity	Available Funds	Year to Date Activity	Percent of Budget Used
Capital Projects Fund or Fund Group	60 R 4590 0000 00 000 000000	COPS GRANT - CHANNAHON	0.00	0.00		0.00	0.00	0.00
Capital Projects Fund or Fund Group	60 R 4998 0000 00 000 499803	ESSER III	505,268.00	0.00	0.00	505,268.00	0.00	0.00
Capital Projects Fund or Fund Group	60 R 7110 0000 00 000 000000	PERM TRANS FROM W/C- ABATEMENT	7,000,000.00	0.00	0.00	0.00	7,000,000.00	100.00
Capital Projects Fund or Fund Group	60 R 7210 0000 00 000 000000	PRINCIPAL ON BONDS SOLD	0.00	0.00		0.00	0.00	0.00
Capital Projects Fund or Fund Group	60 R 7800 0000 00 000 000000	TRANS FROM OTHER FUNDS	0.00	0.00		0.00	0.00	0.00
60 - -----	Capital Projects Fund or	TRANS FROM OTHER	7,698,268.00	44,685.38	0.00	-1,422,539.91	9,120,807.91	
Working Cash Fund	70 R 1110 0000 00 000 000000	PRIOR YEAR TAXES	0.00	0.00		0.00	0.00	0.00
Working Cash Fund	70 R 1111 0000 00 000 000000	GRUNDY CO TAXES	323,496.32	0.00	0.00	11,998.31	311,498.01	96.29
Working Cash Fund	70 R 1112 0000 00 000 000000	KENDALL CO TAXES	44,405.24	0.00	0.00	89.37	44,315.87	99.80
Working Cash Fund	70 R 1113 0000 00 000 000000	WILL CO TAXES	210,064.31	0.00	0.00	12,628.84	197,435.47	93.99
Working Cash Fund	70 R 1114 0000 00 000 000000	GRUNDY CO EDPA SURPLUS	0.00	0.00		0.00	0.00	238
Working Cash Fund	70 R 1122 0000 00 000 000000	KENDALL CO-EARLY DISTR	50,975.75	0.00		50,975.75	0.00	0.00
Working Cash Fund	70 R 1123 0000 00 000 000000	WILL CO-EARLY DISTR	242,282.29	0.00		242,282.29	0.00	0.00
Working Cash Fund	70 R 1210 0000 00 000 000000	MOBILE HOME TAX	0.00	0.00		0.00	0.00	0.00
Working Cash Fund	70 R 1230 0000 00 000 000000	CPPRT	0.00	0.00		0.00	0.00	0.00
Working Cash Fund	70 R 1290 0000 00 000 000000	PAYMENT IN LIEU OF TAXES WORKING CASH	0.00	0.00		0.00	0.00	0.00
Working Cash Fund	70 R 1510 0000 00 000 000000	CHECKING INTEREST	0.00	0.00		0.00	0.00	0.00
Working Cash Fund	70 R 1511 0000 00 000 000000	INVESTMENT INTEREST	100,000.00	52,602.85	0.00	-125,344.21	225,344.21	225.34
Working Cash Fund	70 R 1960 0000 00 000 000000	TIF SURPLUS DONATION	0.00	0.00		0.00	0.00	0.00
Working Cash Fund	70 R 1999 0000 99 000 000000	OTHER-LOCAL SOURCES	0.00	0.00		0.00	0.00	0.00
Working Cash Fund	70 R 2901 0000 00 000 000000	GRUNDY CO TIF EXT	0.00	0.00		0.00	0.00	0.00
Working Cash Fund	70 R 7210 0000 00 000 000000	PRIN ON BONDS SOLD	0.00	0.00		0.00	0.00	0.00
Working Cash Fund	70 R 7220 0000 00 000 000000	PREMIUM ON BONDS SOLD	0.00	0.00		0.00	0.00	0.00
Working Cash Fund	70 R 8110 0000 00 000 000000	ABATEMENT OF W/C FUND	0.00	0.00		0.00	0.00	0.00
70 - -----	Working Cash Fund	ABATEMENT OF W/C FUND	971,223.91	52,602.85	0.00	192,630.35	778,593.56	
Tort Immunity and Judgment Fund	80 R 1110 0000 00 000 000000	PRIOR YEAR TAXES	0.00	0.00		0.00	0.00	0.00

Revenue Report

Fiscal Year: 2022-2023
Month: March

COUNTY OF GRUNDY SCHOOL DIST 111

Fund Description	Account Number	Account Description	Revised Budget	Monthly Activity	Pending Activity	Available Funds	Year to Date Activity	Percent of Budget Used
Tort Immunity and Judgment Fund	80 R 1111 0000 00 000 000000	GRUNDY CO TORT	439,696.19	0.00	0.00	16,304.97	423,391.22	96.29
Tort Immunity and Judgment Fund	80 R 1112 0000 00 000 000000	KENDALL CO TORT	62,114.03	0.00	0.00	124.98	61,989.05	99.80
Tort Immunity and Judgment Fund	80 R 1113 0000 00 000 000000	WILL CO TORT	278,829.95	0.00	0.00	8,343.37	270,486.58	97.01
Tort Immunity and Judgment Fund	80 R 1114 0000 00 000 000000	GRUNDY CO TORT EDPA SURPLUS	0.00	0.00		0.00	0.00	0.00
Tort Immunity and Judgment Fund	80 R 1122 0000 00 000 000000	KENDALL CO TORT-EARLY DISTR	78,879.28	0.00		78,879.28	0.00	0.00
Tort Immunity and Judgment Fund	80 R 1123 0000 00 000 000000	WILL CO TORT-EARLY DISTR	374,904.75	0.00		374,904.75	0.00	0.00
Tort Immunity and Judgment Fund	80 R 1210 0000 00 000 000000	MOBILE HOME TAX	0.00	0.00		0.00	0.00	0.00
Tort Immunity and Judgment Fund	80 R 1290 0000 00 000 000000	PAYMENT IN LIEU OF TAXES LIABILITY	0.00	0.00		0.00	0.00	0.00
Tort Immunity and Judgment Fund	80 R 1510 0000 00 000 000000	CHECKING INTEREST	0.00	0.00		0.00	0.00	0.00
Tort Immunity and Judgment Fund	80 R 1511 0000 00 000 000000	INVESTMENT INTEREST	1,500.00	16,585.39	0.00	-40,577.83	42,077.83	239 2,805.19
Tort Immunity and Judgment Fund	80 R 1960 0000 00 000 000000	TIF SURPLUS DONATION	0.00	0.00		0.00	0.00	0.00
Tort Immunity and Judgment Fund	80 R 1999 0000 00 000 000000	OTHER-LOCAL SOURCES	0.00	0.00	0.00	0.00	0.00	0.00
Tort Immunity and Judgment Fund	80 R 1999 2220 00 000 000000	DIST 111 GROUP MEDICAL REVENUE	120,000.00	9,811.45	0.00	41,036.62	78,963.38	65.80
Tort Immunity and Judgment Fund	80 R 1999 2230 00 000 000000	DIST 111 GROUP DENTAL REVENUE	2,600.00	189.17	0.00	874.43	1,725.57	66.37
Tort Immunity and Judgment Fund	80 R 2901 0000 00 000 000000	GRUNDY CO TIF EXT	0.00	0.00		0.00	0.00	0.00
Tort Immunity and Judgment Fund	80 R 4008 0000 00 000 000000	COPS GRANT CHANNAHON	0.00	0.00		0.00	0.00	0.00
Tort Immunity and Judgment Fund	80 R 4009 0000 00 000 000000	COPS GRANT MINOOKA	0.00	0.00		0.00	0.00	0.00
Tort Immunity and Judgment Fund	80 R 7130 0000 00 000 000000	TRANS FROM ED TORT	0.00	0.00		0.00	0.00	0.00
Tort Immunity and Judgment Fund	80 R 7990 0000 00 000 000000	TRANS FROM OBM TORT	0.00	0.00		0.00	0.00	0.00
80 - ---- - - - - - - - - -	Tort Immunity and Judgment	TRANS FROM OBM TORT	1,358,524.20	26,586.01	0.00	479,890.57	878,633.63	
Fire Prevention & Safety Fund	90 R 1110 0000 00 000 000000	PRIOR YEAR TAXES	0.00	0.00		0.00	0.00	0.00
Fire Prevention & Safety Fund	90 R 1111 0000 00 000 000000	GRUNDY CO TAXES	323,496.32	0.00	0.00	11,998.31	311,498.01	96.29

Revenue Report

Fiscal Year: 2022-2023
Month: March

COUNTY OF GRUNDY SCHOOL DIST 111

Fund Description	Account Number	Account Description	Revised Budget	Monthly Activity	Pending Activity	Available Funds	Year to Date Activity	Percent of Budget Used
Fire Prevention & Safety Fund	90 R 1112 0000 00 000 000000	KENDALL CO TAXES	44,405.24	0.00	0.00	89.37	44,315.87	99.80
Fire Prevention & Safety Fund	90 R 1113 0000 00 000 000000	WILL CO TAXES	210,064.31	0.00	0.00	12,628.84	197,435.47	93.99
Fire Prevention & Safety Fund	90 R 1114 0000 00 000 000000	GRUNDY CO EDPA SURPLUS	0.00	0.00		0.00	0.00	0.00
Fire Prevention & Safety Fund	90 R 1122 0000 00 000 000000	KENDALL CO-EARLY DISTR	50,975.75	0.00		50,975.75	0.00	0.00
Fire Prevention & Safety Fund	90 R 1123 0000 00 000 000000	WILL CO-EARLY DISTR	242,282.29	0.00		242,282.29	0.00	0.00
Fire Prevention & Safety Fund	90 R 1210 0000 00 000 000000	MOBIL HOME TAX	0.00	0.00		0.00	0.00	0.00
Fire Prevention & Safety Fund	90 R 1290 0000 00 000 000000	PAYMENT IN LIEU OF TAXES FIRE SAFETY	0.00	0.00		0.00	0.00	0.00
Fire Prevention & Safety Fund	90 R 1510 0000 00 000 000000	CHECKING INTEREST	0.00	0.00		0.00	0.00	0.00
Fire Prevention & Safety Fund	90 R 1511 0000 00 000 000000	INVESTMENT INTEREST	1,500.00	20,542.41	0.00	-40,393.04	41,893.04	2,792.87
Fire Prevention & Safety Fund	90 R 1960 0000 00 000 000000	TIF SURPLUS DONATION	0.00	0.00		0.00	0.00	0.00
Fire Prevention & Safety Fund	90 R 1999 0000 00 000 000000	OTHER-LOCAL SOURCES	0.00	0.00		0.00	0.00	0.00
Fire Prevention & Safety Fund	90 R 2901 0000 00 000 000000	GRUNDY CO TIF EXT	0.00	0.00		0.00	0.00	0.00
Fire Prevention & Safety Fund	90 R 7210 0000 00 000 000000	PRIN ON BONDS SOLD	0.00	0.00		0.00	0.00	0.00
Fire Prevention & Safety Fund	90 R 7220 0000 00 000 000000	PREMIUM ON BONDS SOLD	0.00	0.00		0.00	0.00	0.00
90 - -----	Fire Prevention & Safety	PREMIUM ON BONDS SOLD	872,723.91	20,542.41	0.00	277,581.52	595,142.39	240
Grand Totals:			71,570,291.91	2,447,571.80	0.00	17,095,849.91	54,474,442.00	

3/6/2023

District Office
Minooka Community High School
26655 W. Eames St.
Channahon
IL 60410

Dear Mr. Troy,

Assistant Superintendent of Business & General Counsel

REF: Minooka Community High School – Athletic Training Contract

Pro-Motion Physical Therapy would like to make known our interest to renew our current contract to provide Athletic Training Services for the 2023-2024 & 2024-2025 school years.

Please advise of the protocol for renewal.

Thank You,



Paul Humphries/Jayne Sutcliffe

Pro-Motion Physical Therapy



Michele Williamson <mwilliamson@mchs.net>

Fwd: 2022 Chevrolet/Thomas 14 Passenger MFSAB

1 message

John Troy <jtroy@mchs.net>
To: Michele Williamson <mwilliamson@mchs.net>

Thu, Apr 6, 2023 at 2:49 PM

----- Forwarded message -----

From: **Randy Swanson** <rswanson@midwestbussales.com>
Date: Thu, Apr 6, 2023 at 2:17 PM
Subject: 2022 Chevrolet/Thomas 14 Passenger MFSAB
To: John Troy <jtroy@mchs.net>

Goof Afternoon John,

Here are some quick photos of the buses we have.

They are brand new, 14 passenger, coach style seating, full A/C, cruise control.

I have 2 available for sure and maybe 2 more. \$89,000 with title, license and standard lettering included. 2 are on the ground right now and the other 2 would be available within a couple weeks.

Let me know if you need anymore details

Randy Swanson

Regional Account Manager West Central IL

Midwest Bus Sales

rswanson@midwestbussales.com

CELL 815-409-1102



--
John Troy
Assistant Superintendent of Business &
General Counsel
Minooka Community High School District 111

This message originates from Minooka Community High School District #111. It contains information that is confidential or privileged and is intended only for the individual or entity named above. It is prohibited for anyone else to disclose, copy, distribute or use the contents of this message. All personal messages express views solely of the sender, which are not to be attributed to MCHS District #111, and may not be copied or distributed without this disclaimer. If you received this message by mistake, please notify us immediately at 815-521-4017

4 attachments



Image.jpeg
4531K



Image.jpeg
3999K



Image.jpeg
4066K



Image.jpeg
3146K