



**MINOOKA COMMUNITY HIGH SCHOOL DISTRICT #111
COMMITTEE MEETING
WEDNESDAY, MAY 12, 2021, 5:30 PM**

The Committee Meeting will be held at the Academic Resource Center
301 South Wabena Avenue
Minooka, Illinois 60447

Attendance - Limited seating will be available on a first-come, first-serve basis. Therefore, members of the public are welcome to attend this meeting in person. The meeting can also be viewed via YouTube. [Click here.](#)

For planning purposes, MCHS #111 would appreciate advance notice of in-person attendance. Please contact the district office at 815/521-4311 or cward@mchs.net by 3:00 p.m. on May 12, to RSVP, or for additional information regarding attendance or public comments.

Public Comments - Members of the public that wish to make a public comment can do so in person or by email. To submit by email, the subject line must read "For Public Comment". Send to Colleen Ward (cward@mchs.net) with public comment by 3:00 PM on May 12. Public comments submitted via email will be included with the next regular board meeting packet.

AGENDA

1. **Call to Order**
2. **Roll Call**
3. **Public Comments**
4. **Discussion**
 - A. Policy (Hrechko, _____, Brozovich)
 - Return to Learn
 - Cultural Assessment Recommendations
 - Committee Assignments
 - B. B & G (_____, Heap, Hrechko) - Summer Projects
 - Bathroom
 - Wellness Center Area
 - Roofs
 - Parking Lots
 - C. Finance (Crye, Heap, Brozovich)
 1. Financial Reports 3
 - a. Payment of Bills/Total 8
 - b. Employee Payroll 45
 - c. Imprest Fund Report/Total 46
 - d. Activity Fund Report 48
 - e. Treasurer's Report (Cash/YTD - Exp/Rev) 52

2. Audit Bid	
3. Technology Proposals	137
4. Tuition Rate	139
5. Retained Interest Resolution	140
6. Driver's Education Car(s) Lease/Purchase	
7. Will County Economic Development Discussion	141
8. Amended Budget	143
9. Digital Technology Grant/ESSER	145
D. Personnel (Brozovich, _____, Hrechko)	
1. Executive Session - to adjourn the meeting to executive session for discussion on matters related to the appointment, compensation, discipline, dismissal, employment and performance of specific employees of the District; the purchase or lease of real property for the use of the public body; collective bargaining; negotiations, and individual student discipline.	
2. Return to Open Session	
E. Other	
5. Announcements and Communications	
6. Adjourn	

Minooka Community High School District 111

Monthly Financial Report - April, 2021

The revenues for the month of April in all funds were \$1,520,898.78 which is 2.97% of the annual budgeted revenue. Total revenue year-to-date was \$39,644,213.93, which is 77.32% of the annual budget revenue. Annual budgeted revenues for the year is \$51,272,913.71.

The expenditures for the month of April in all funds were \$3,547,166.63, which is 6.00% of the annual budgeted expenses. Total expenses year-to-date was \$47,603,518.39, which is 80.48% of the annual budget expense. Annual budgeted expense for the year is \$59,149,395.45.

Revenues and expenses for the month of April were as expected and on track with budget.

Notables Bills for the Month of May are:

ABM Monthly Custodial South Campus	\$52,059.83
Constellation Energy - Gas Both Campuses	\$62,671.00 (February)
Constellation New - Electric Both Campuses	\$43,876.76 (March 15-April 15)
Grundy Area Vocational	\$92,008.65 (Ed and Building Fund Costs)

Enrollment (End of Month)	2,783	South Campus	300,000 sq. ft. / 67 acres
Administrators	16	Central Campus	250,000 sq. ft. / 78 acres
Teachers Full-Time	163	Teachers Part-Time	3
Teachers LOA	1	Support Staff	118

Table 1: Year-to-Date Revenue Expense Summary

Year to Date Revenue Expenses vs. Budget	Revenue Budget	Year to Date Revenue	Expense Budget	Year to Date Expenses	Budget Deficit/Surplus	Current Deficit/Surplus
Education Fund*	31,101,563.90	25,483,016.43	30,914,069.05	26,104,684.28	187,494.85	(621,667.85)
Activity Fund	250,000.00	105,970.84	250,000.00	143,567.65	0.00	(37,596.81)
Operations & Maint Fund*	4,107,995.21	2,967,019.12	4,107,492.59	2,819,783.85	502.62	147,235.27
Debt Service Fund or Fund Group	8,702,280.00	5,765,099.81	7,985,991.50	7,965,625.62	716,288.50	(2,200,525.81)
Transportation Fund*	2,751,120.00	2,426,240.25	2,750,977.48	1,364,781.56	142.52	1,061,458.69
I.M.R.F./Soc. Sec. Fund	1,077,707.82	710,324.44	916,158.58	695,089.06	161,549.24	15,235.38
Capital Projects Fund or Fund Group	190,000.00	204,713.71	3,000,000.00	1,175,009.90	(2,810,000.00)	(970,296.19)
Working Cash Fund*	1,035,121.45	547,046.22	0.00	0.00	1,035,121.45	547,046.22
Tort Immunity and Judgment Fund	1,232,003.88	921,478.85	1,224,706.25	1,080,734.06	7,297.63	(159,255.21)
Fire Prevention & Safety Fund	825,121.45	513,304.26	8,000,000.00	6,254,242.41	(7,174,878.55)	(5,740,938.15)
Total All Funds	51,272,913.71	39,644,213.93	59,149,395.45	47,603,518.39	(7,876,481.74)	(7,959,304.46)
* Total Operating Funds	38,995,800.56	31,423,322.02	37,772,539.12	30,289,249.69	1,223,261.44	1,134,072.33

Table 2: Month Revenue, Expense

April	Education Fund	Operations & Maint Fund	Debt Service Fund or Fund Group	Transportation Fund	I.M.R.F./Soc. Sec. Fund	Capital Projects Fund or Fund Group	Working Cash Fund	Tort Immunity and Judgment Fund	Fire Prevention & Safety Fund	Total All Funds	* Total Operating Funds
Revenue	1,906,491	(130,223)	(413,474)	207,656	(17,039)	75,036	(27,590)	(57,232)	(36,897)	1,520,899	1,956,334
Expense	2,442,402	304,340	398,475	145,720	72,240	0	0	105,093	61,302	3,547,167	2,892,462
Net	(535,911)	(434,563)	(811,949)	61,936	(89,279)	75,036	(27,590)	(162,325)	(98,200)	(2,026,268)	(936,128)

Revenues are negative in some funds due to moving TIFF funds that in the prior month were mistakenly placed in wrong fund.

Table 3: Expenses by Object - Monthly

Monthly Expenses by Object	Salaries	Employee Benefits	Purchased Services	Supplies And Materials	Capital Outlay	Other	Total
July	1,490,322.10	387,306.33	477,864.58	184,109.56	3,465,773.70	242,459.02	6,247,835.29
August	1,574,592.89	501,736.80	305,487.66	141,709.34	2,155,552.10	209,580.50	4,888,659.29
September	1,492,962.12	508,177.56	1,107,567.78	178,414.33	204,483.02	151,817.57	3,643,422.38
October	1,517,424.45	499,915.75	294,220.59	179,247.00	124,521.66	2,471,570.52	5,086,899.97
November	1,564,429.47	517,042.67	382,957.45	107,869.48	509,220.62	3,156,810.99	6,238,330.68
December	1,532,723.63	515,662.69	237,867.59	203,929.46	234,142.21	656,703.40	3,381,028.98
January	1,672,251.62	2,509,160.62	261,826.82	99,624.07	-92,162.19	458,775.79	4,909,476.73
February	1,543,548.22	787,071.81	254,962.09	150,220.64	133,240.68	199,038.70	3,068,082.14
March	1,596,853.99	981,484.34	286,918.14	124,854.22	4,786.90	3,597,718.71	6,592,616.30
April	1,579,836.10	933,022.01	292,641.09	154,914.54	120,984.85	465,768.04	3,547,166.63
May	0.00	0.00	0.00	0.00	0.00	0.00	0.00
June	0.00	0.00	0.00	0.00	0.00	0.00	0.00
YTD	15,564,944.59	8,140,580.58	3,902,313.79	1,524,892.64	6,860,543.55	11,610,243.24	47,603,518.39

Chart 1: MTD, YTD, & Budget Expenses by Object

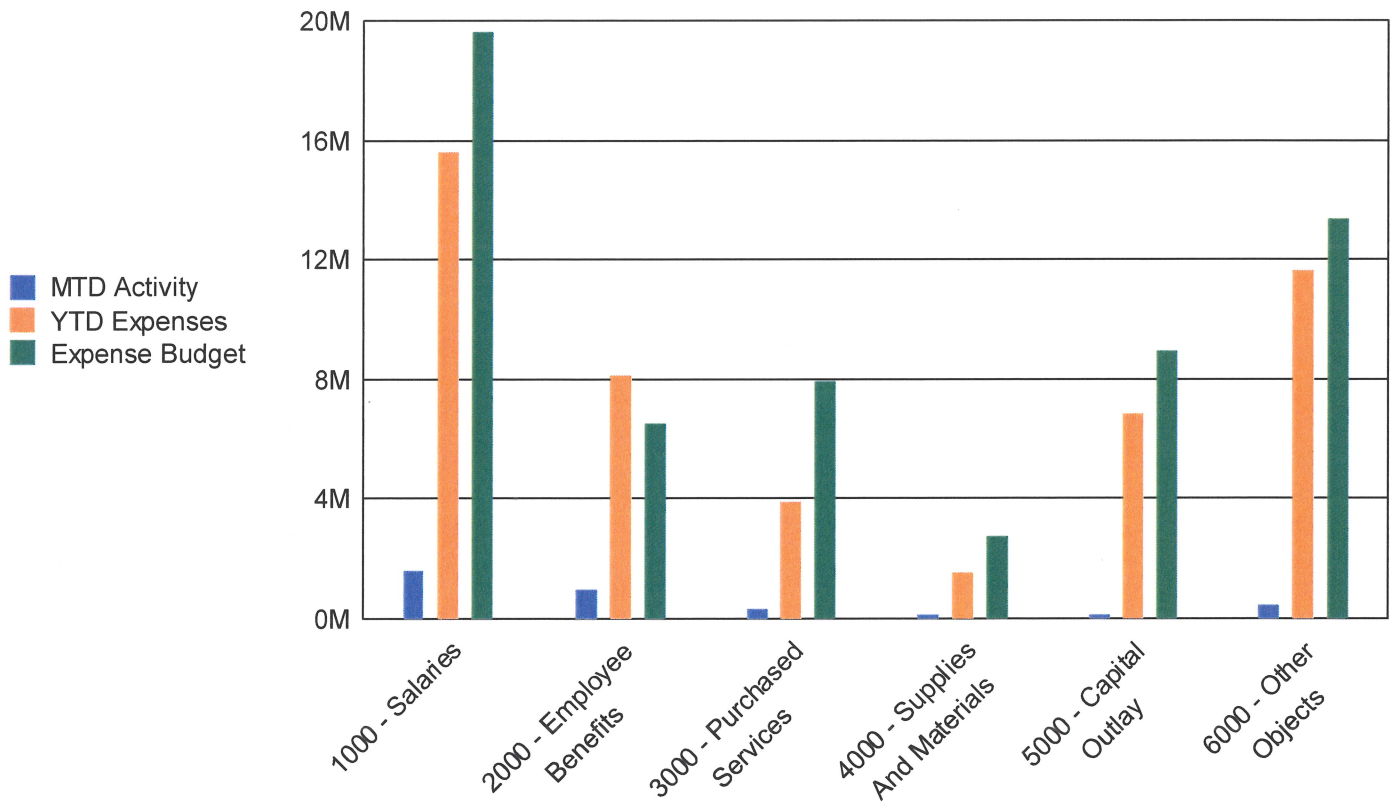


Table 4: Expenses by Object; Budget vs. Year to Date and Three Year History

Annual Expense Summary by Object	Budget 2020-2021	Actual Year to Date 2020-2021	Percent of Budget Expended	Actual Year End		
				2019-2020	2018-2019	2017-2018
Salaries	19,610,190.69	15,564,944.59	79.37%	18,874,811.76	18,427,519.69	17,924,535.70
Employee Benefits	6,500,711.65	8,140,580.58	125.23%	6,238,178.98	6,022,474.80	5,957,478.18
Purchased Services	7,945,360.57	3,902,313.79	49.11%	8,348,470.94	6,368,029.46	4,756,150.23
Supplies And Materials	2,766,019.00	1,524,892.64	55.13%	2,269,978.81	2,236,698.08	2,190,349.72
Capital Outlay	8,957,752.00	6,860,543.55	76.59%	4,463,647.42	519,280.70	366,999.31
Other Objects	13,369,361.54	11,610,243.24	86.84%	14,609,684.68	14,908,980.94	13,183,362.86
Non-Capitalized Equipment	0.00	0.00	0.00%	0.00	77,348.00	0.00
Total	59,149,395.45	47,603,518.39	80.48%	54,804,772.59	48,560,331.67	44,378,876.00

Chart 2: Monthly Expense

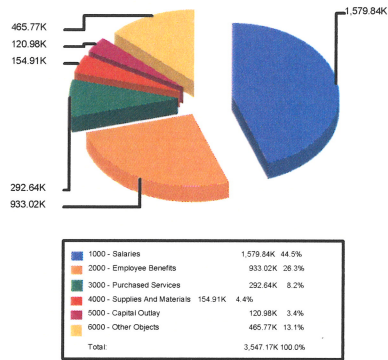


Chart 3: Year to Date Expense

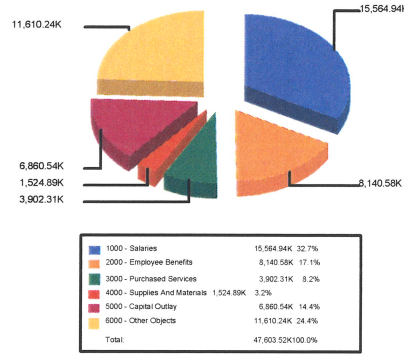


Chart 4: Budget

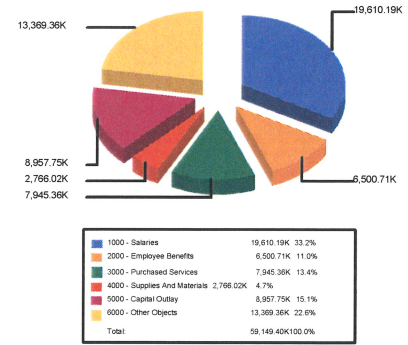


Table 5: Expenses by Fund - Monthly

Monthly Expenses by Fund	Education Fund	Operations & Maint Fund	Debt Service Fund or Fund Group	Transportation Fund	I.M.R.F./Soc. Sec. Fund	Capital Projects Fund or Fund	Working Cash Fund	Tort Immunity and Judgment	Fire Prevention & Safety Fund	Total
July	2,081,027.45	256,449.92	0.00	108,584.21	66,169.89	0.00	0.00	270,004.27	3,465,599.55	6,247,835.29
August	2,167,051.07	266,541.59	32,284.12	154,234.02	73,450.91	76,263.50	0.00	62,227.98	2,056,606.10	4,888,659.29
September	2,168,668.84	371,911.86	0.00	86,640.13	63,594.79	913,907.80	0.00	38,698.96	0.00	3,643,422.38
October	3,132,676.86	270,337.13	1,412,483.25	124,994.31	64,707.79	0.00	0.00	81,700.63	0.00	5,086,899.97
November	2,351,531.76	219,167.76	2,728,625.00	180,141.35	67,675.11	148,223.60	0.00	47,880.45	495,085.65	6,238,330.68
December	2,444,624.46	282,835.51	39,450.00	147,411.68	66,893.98	0.00	0.00	65,247.27	232,922.80	3,381,028.98
January	4,243,151.76	301,571.58	0.00	142,842.38	75,926.68	36,615.00	0.00	201,815.27	(99,623.65)	4,909,476.73
February	2,493,645.16	260,601.00	0.00	124,146.76	69,430.79	0.00	0.00	73,109.38	42,349.60	3,068,082.14
March	2,579,905.17	286,027.65	3,354,308.25	150,066.58	74,999.55	0.00	0.00	134,956.63	0.00	6,592,616.30
April	2,442,401.75	304,339.85	398,475.00	145,720.14	72,239.57	0.00	0.00	105,093.22	61,302.36	3,547,166.63
May	0.00	0.00	0.00	0.00	0.00	0.00	0.00	0.00	0.00	0.00
June	0.00	0.00	0.00	0.00	0.00	0.00	0.00	0.00	0.00	0.00
YTD	26,104,684.28	2,819,783.85	7,965,625.62	1,364,781.56	695,089.06	1,175,009.90	0.00	1,080,734.06	6,254,242.41	47,603,518.39

Chart 5: MTD, YTD, & Budget Expenses by Fund

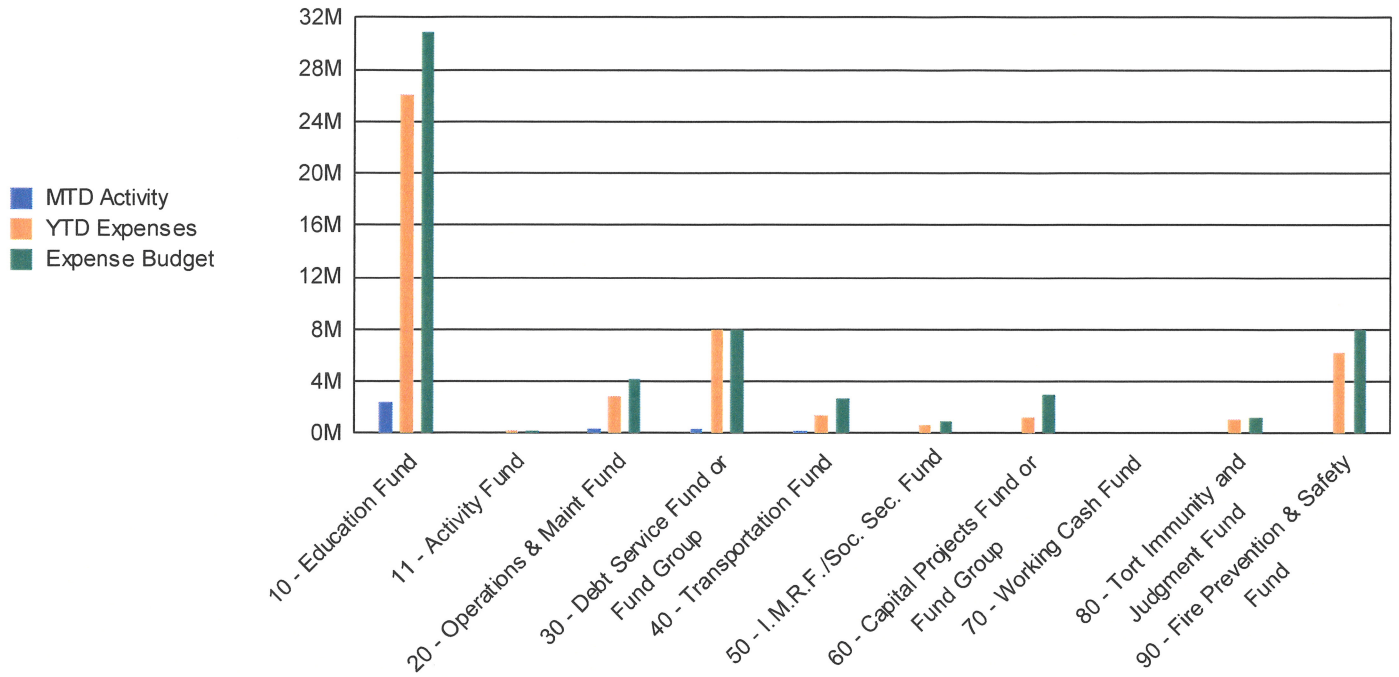


Table 6: Expenses by Fund; Budget vs. Year to Date and Three Year History

Annual Expense Summary by Fund	Budget 2020-2021	Actual Year to Date 2020-2021	Percent of Budget Expended	Actual Year End		
				2019-2020	2018-2019	2017-2018
10 - Education Fund	30,914,069.05	26,104,684.28	84.44%	29,181,337.01	27,706,590.17	26,251,864.19
11 - Activity Fund	250,000.00	143,567.65	57.43%	0.00	0.00	0.00
20 - Operations & Maint Fund	4,107,492.59	2,819,783.85	68.65%	3,682,838.92	3,898,623.89	3,756,654.26
30 - Debt Service Fund or Fund Group	7,985,991.50	7,965,625.62	99.74%	9,913,299.57	9,157,214.09	8,912,144.26
40 - Transportation Fund	2,750,977.48	1,364,781.56	49.61%	2,546,595.92	2,446,044.23	2,389,788.20
50 - I.M.R.F./Soc. Sec. Fund	916,158.58	695,089.06	75.87%	880,921.71	880,925.87	884,819.62
60 - Capital Projects Fund or Fund Group	3,000,000.00	1,175,009.90	39.17%	3,568,363.25	(8,291,119.00)	329,258.00
70 - Working Cash Fund	0.00	0.00	0.00%	0.00	11,675,000.00	1,000,000.00
80 - Tort Immunity and Judgment Fund	1,224,706.25	1,080,734.06	88.24%	1,043,324.06	1,087,052.42	850,482.24
90 - Fire Prevention & Safety Fund	8,000,000.00	6,254,242.41	78.18%	3,988,092.15	0.00	3,865.23
Total	59,149,395.45	47,603,518.39	80.48%	54,804,772.59	48,560,331.67	44,378,876.00

Chart 6: Monthly Expense

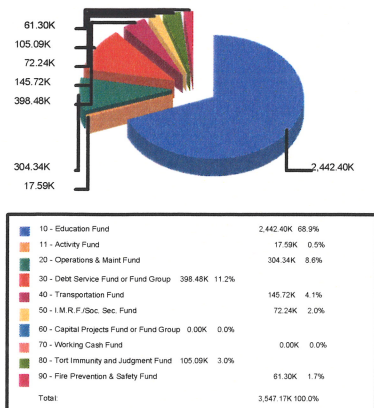


Chart 7: Year to Date Expense

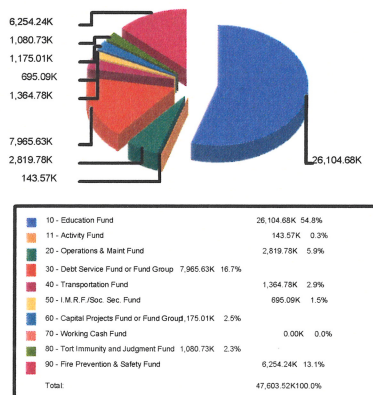


Chart 8: Budget

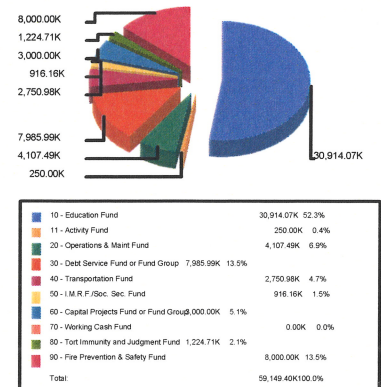


Table 7: Revenue by Fund - Monthly

Monthly Revenue by Fund	Education Fund	Operations & Maint Fund	Debt Service Fund or Fund Group	Transportation Fund	I.M.R.F./Soc. Sec. Fund	Capital Projects Fund or Fund	Working Cash Fund	Tort Immunity and	Fire Prevention & Safety Fund	Total
July	1,081,614.06	215,007.46	364,972.93	77,631.69	53,470.97	988.34	38,900.07	50,585.37	33,810.93	1,916,981.82
August	4,652,609.48	729,244.48	1,587,358.63	604,462.42	180,691.19	9,232.22	146,010.70	219,784.57	142,118.23	8,271,511.92
September	8,633,084.03	1,509,874.53	3,435,556.90	724,690.95	369,200.64	10,640.92	302,827.56	476,050.65	302,316.15	15,764,242.33
October	1,355,610.52	103,716.43	170,786.94	312,604.71	31,759.45	15,410.58	20,563.50	24,027.60	15,704.02	2,050,183.75
November	772,002.18	35,720.14	81,238.81	17,123.68	8,770.63	10,961.40	7,742.62	11,267.95	7,311.41	952,138.82
December	761,215.86	44,156.71	45,869.78	9,610.58	8,340.53	26,591.77	5,748.89	6,370.46	4,177.50	987,172.04
January	3,747,690.97	377,137.68	413,732.58	435,626.28	60,441.04	6,101.71	42,832.53	160,791.86	37,142.18	5,292,679.87
February	1,322,754.16	52,933.06	78,294.96	25,470.15	8,432.30	182.74	7,346.52	20,111.15	7,102.76	1,527,316.27
March	1,249,944.67	29,451.92	762.47	11,363.48	6,257.13	49,568.14	2,663.45	9,720.81	518.47	1,361,088.33
April	1,906,490.50	(130,223.29)	(413,474.19)	207,656.31	(17,039.44)	75,035.89	(27,589.62)	(57,231.57)	(36,897.39)	1,520,898.78
May	0.00	0.00	0.00	0.00	0.00	0.00	0.00	0.00	0.00	0.00
June	0.00	0.00	0.00	0.00	0.00	0.00	0.00	0.00	0.00	0.00
YTD	25,483,016.43	2,967,019.12	5,765,099.81	2,426,240.25	710,324.44	204,713.71	547,046.22	921,478.85	513,304.26	39,644,213.93

Table 8 Monthly Cash Report

Month: April 2021												
Monthly Cash & Investment Report												
	Education	Oper/ Maint	Debt Service	Trans portation	IMFR/Soc Sec	Capital	Working Cash	Tort	Life & Safety	Total	Activities	Total All Funds
Checking	113,643	231,172	1,305,501	1,407,494	309,638	90,756	632,380	234,749	(2,709,846)	1,615,486	-	1,615,486
Imprest	13,764	100	-	16,184	-	-	-	-	-	30,048	-	30,048
Insurance	1,376,203	205,125	-	74,137	-	-	-	(23,924)	-	1,631,542	-	1,631,542
PMA Cash Account	1	-	1	-	-	-	-	-	-	2	-	2
IPTIP	1,435,702	902,849	-	-	358,742	-	192,530	-	-	2,889,824	-	2,889,824
Total Cash Accounts	2,939,314	1,339,247	1,305,501	1,497,815	668,381	90,756	824,910	210,825	(2,709,846)	6,166,902	-	6,166,902
Total Investments	1,518,915	678,418	391,965	682,259	25,184	6,229,199	12,632,160	249,712	450,563	22,858,375	-	22,858,375
Total Cash & Investments	4,458,229	2,017,665	1,697,466	2,180,074	693,564	6,319,955	13,457,070	460,537	(2,259,283)	29,025,276	-	29,025,276

Invoice Listing

COUNTY OF GRUNDY SCHOOL DIST 111

Full Name	PO Number	Invoice Number	Batch	Description	Invoice Date	Check Number	Net Amount
Gimmel, Kevin		5/5/21 Mealtime	KAS	Jaden Gimmel Mealtime Refund	05/05/2021		207.70
				<i>Jaden Gimmel Mealtime Refund</i>			<i>207.70</i>
				<i>10 R 1612 0000 00 000 000000</i>			<i>207.70</i>
Gimmel, Kevin			207.70				
Total Number of Batch Invoices:				0			\$0.00
Total Number of Open Invoices:				1			\$207.70
Total Number of History Invoices:				0			\$0.00
Total Number of Update in Progress Batch Invoices:				0			\$0.00
Total Number of Update in Progress Batch Reversal Invoices:				0			\$0.00
Total Number of Reversal History Invoices:				0			\$0.00
Total Number of Deleted History Invoices:				0			\$0.00
Total Number of Batch Reversal Invoices:				0			\$0.00
Total Number of Unsubmitted Invoices:				0			\$0.00
Total Number of Awaiting for Approval Invoices:				0			\$0.00
Total Invoices:				1			207.70

Invoice Listing

COUNTY OF GRUNDY SCHOOL DIST 111

Full Name	PO Number	Invoice Number	Batch	Description	Invoice Date	Check Number	Net Amount
A & M Products		67745	KAS	Walnut Plaques - Twelve-Sport Athlete, Rex Siron Awards	04/01/2021		142.00
				<i>Walnut Plaques - Twelve-Sport Athlete,</i>			<i>142.00</i>
				<i>10 E 1500 4100 30 300 000021</i>			<i>142.00</i>
A & M Products Company			142.00				
ABM		1099252	KAS	Custodial Services for May 2021	05/01/2021		52,059.83
				<i>Custodial Services for May 2021</i>			<i>52,059.83</i>
				<i>20 E 2540 3900 00 302 000001</i>			<i>52,059.83</i>
ABM			52,059.83				

Invoice Listing

COUNTY OF GRUNDY SCHOOL DIST 111

Full Name	PO Number	Invoice Number	Batch	Description	Invoice Date	Check Number	Net Amount
Albertsons / Safeway		185499 5/1/21	KAS	Groceries 4/13, 4/16, 4/20, 4/28/21, Water 4/22/21	05/01/2021		556.86
				<i>Groceries 4/13/21</i>		201.77	
				<i>Groceries 4/16/21</i>		94.79	
				<i>Groceries 4/20/21</i>		140.71	
				<i>Water 4/22/21</i>		36.00	
				<i>Groceries 4/28/21</i>		43.67	
				<i>Groceries 4/28/21</i>		39.92	
				<i>10 E 1420 4100 09 300 000000</i>		201.77	
				<i>10 E 1420 4100 09 300 000000</i>		94.79	10
				<i>10 E 1420 4100 09 300 000000</i>		140.71	
				<i>10 E 2310 4100 00 300 000000</i>		36.00	
				<i>10 E 1420 4100 09 300 000000</i>		43.67	
				<i>10 E 1420 4100 09 300 000000</i>		39.92	
Albertsons / Safeway			556.86				
Amazon Capital	1022100060	17F9-X6C3-7NWP 1	KAS	WD 12TB My Book Desktop External Hard Drive	04/20/2021		439.90
				<i>WD 12TB My Book Desktop External</i>		439.90	
				<i>10 E 2225 4100 00 300 000000</i>		439.90	

Invoice Listing

COUNTY OF GRUNDY SCHOOL DIST 111

Full Name	PO Number	Invoice Number	Batch	Description	Invoice Date	Check Number	Net Amount
Amazon Capital	1022100061	1D4T-RQPW-QVX4 3	KAS	BOE Bags and Mice	04/27/2021		24.99
				<i>Targus Intellect Slim Slipcase Bag with</i>			24.99
				<i>10 E 2225 4100 00 300 000000</i>			24.99
Amazon Capital	1022100061	1D4T-RQPW-QVX4 4	KAS	BOE Bags and Mice	04/27/2021		9.99
				<i>VicTsing MM057 2.4G Wireless Portable</i>			9.99
				<i>10 E 2225 4100 00 300 000000</i>			9.99
Amazon Capital	1022100061	1D4T-RQPW-QVX4 5	KAS	BOE Bags and Mice	04/27/2021		19.96
				<i>VicTsing Wireless Mouse for Laptop,</i>			11
				<i>10 E 2225 4100 00 300 000000</i>			19.96
Amazon Capital	1022100061	1D4T-RQPW-QVX4 6	KAS	BOE Bags and Mice	04/27/2021		199.92
				<i>Targus Intellect Slim Slipcase Bag with</i>			199.92
				<i>10 E 2225 4100 00 300 000000</i>			199.92
Amazon Capital	1032100189	1D4T-RQPW-QVX4 1	KAS	Athletic Training supplies	04/27/2021		165.99
				<i>Kealive Big and Tall Office Chair 400lbs,</i>			165.99
				<i>10 E 1417 4100 00 300 000000</i>			165.99

Invoice Listing

COUNTY OF GRUNDY SCHOOL DIST 111

Full Name	PO Number	Invoice Number	Batch	Description	Invoice Date	Check Number	Net Amount
Amazon Capital	1032100189	1D4T-RQPW-QVX4 10	KAS	Athletic Training supplies	04/27/2021		29.99
				<i>24 Pcs (2 Dozen) White 16x27 Inch</i>			29.99
				<i>10 E 1417 4100 00 300 000000</i>			29.99
Amazon Capital	1032100189	1D4T-RQPW-QVX4 12	KAS	Athletic Training supplies	04/27/2021		5.99
				<i>Cost of shipping, not including shipping</i>			5.99
				<i>10 E 1417 4100 00 300 000000</i>			5.99
Amazon Capital	1032100189	1D4T-RQPW-QVX4 7	KAS	Athletic Training supplies	04/27/2021		18.99
				<i>StimChoice Premium TENS Unit Pads,</i>			12
				<i>10 E 1417 4100 00 300 000000</i>			18.99
Amazon Capital	1032100189	1D4T-RQPW-QVX4 8	KAS	Athletic Training supplies	04/27/2021		18.99
				<i>Syrteny TENS Unit Pads 2x2 44 pcs</i>			18.99
				<i>10 E 1417 4100 00 300 000000</i>			18.99
Amazon Capital	1062100008	1D4T-RQPW-QVX4 12	KAS	controller cable for score boards	04/27/2021		9.80
				<i>Cost of shipping, not including shipping</i>			9.80
				<i>20 E 2540 4100 00 300 000001</i>			9.80

Invoice Listing

COUNTY OF GRUNDY SCHOOL DIST 111

Full Name	PO Number	Invoice Number	Batch	Description	Invoice Date	Check Number	Net Amount
Amazon Capital	1062100008	1D4T-RQPW-QVX4 2	KAS	controller cable for score boards	04/27/2021		22.18
				<i>KONKIN BOO 4FT Cable 9V AC Adapter</i>			22.18
				<i>20 E 2540 4100 00 300 000001</i>			22.18
Amazon Capital	1092100037	1D4T-RQPW-QVX4 9	KAS	PJ patterns for sewing	04/27/2021		540.40
				<i>Simplicity 1563 Easy to Sew Teen's,</i>			540.40
				<i>10 E 1420 4100 09 300 000000</i>			540.40
Amazon Capital	1112100003	1D4T-RQPW-QVX4 11	KAS	Dry Erase Markers for classrooms	04/27/2021		179.84
				<i>Mobile Whiteboard - 48x36 Large Height</i>			179.84
				<i>10 E 1130 4100 11 300 000000</i>			179.84
Amazon Capital Services, Inc.			1,686.93				
Aqualab Water		6616	KAS	Water Treatment Chemicals - May 2021	05/01/2021		375.00
				<i>Water Treatment Chemicals - May 2021</i>			375.00
				<i>20 E 2540 3900 00 302 000000</i>			375.00
Aqualab Water Treatment,			375.00				

Invoice Listing

COUNTY OF GRUNDY SCHOOL DIST 111

Full Name	PO Number	Invoice Number	Batch	Description	Invoice Date	Check Number	Net Amount
ATI Physical Therapy		TSM30446	KAS	December 2020 Athletic Training Services	12/22/2020		10,500.00
				<i>December 2020 Athletic Training</i>		10,500.00	
				<i>10 E 1417 3900 00 300 000000</i>		10,500.00	
ATI Physical Therapy			10,500.00				
Bannon Exterminating		12971	KAS	Exterminating 4/29/21 - South	04/29/2021		175.00
				<i>Exterminating 4/29/21 - South</i>		175.00	
				<i>20 E 2540 3000 00 302 000003</i>		175.00	
Bannon Exterminating		12982	KAS	Exterminating 4/30/21 - Central	04/30/2021		185.00 14
				<i>Exterminating 4/30/21 - Central</i>		185.00	
				<i>20 E 2540 3000 00 300 000005</i>		185.00	
Bannon Exterminating			360.00				
Blake, William	1032100249	77875 4/22/21	KAS	Official - Softball-FR-4/22/21	04/22/2021		62.00
				<i>Official - Softball-FR-4/22/21</i>		62.00	
				<i>10 E 1500 3190 30 300 000002</i>		62.00	
Blake, William			62.00				

Invoice Listing

COUNTY OF GRUNDY SCHOOL DIST 111

Full Name	PO Number	Invoice Number	Batch	Description	Invoice Date	Check Number	Net Amount
Constellation Energy		3156780	KAS	Gas Supply February 2021	04/19/2021		62,671.00
				<i>Gas Supply February 2021 Central</i>		40,852.38	
				<i>Gas Supply February 2021 South</i>		21,818.62	
				<i>20 E 2540 4650 00 300 000000</i>		40,852.38	
				<i>20 E 2540 4650 00 302 000000</i>		21,818.62	
Constellation Energy Gas			62,671.00				
Constellation New		19859405301	KAS	Electric Supply 3/8 to 4/6/21 Central Campus	04/07/2021		19,132.37
				<i>Electric Supply 3/8 to 4/6/21 Central</i>		19,132.37	
				<i>20 E 2540 4660 00 300 000000</i>		19,132.37	15
Constellation New		19926139401	KAS	Electricity Supply 3/16 to 4/14/2021 Project Indian	04/15/2021		103.08
				<i>Electricity Supply 3/16 to 4/14/2021</i>		103.08	
				<i>20 E 2540 3400 00 301 000000</i>		103.08	
Constellation New		19938873201	KAS	Electric Supply 3/17 to 4/15/21 South Campus	04/16/2021		24,641.31
				<i>Electric Supply 3/17 to 4/15/21 South</i>		24,641.31	
				<i>20 E 2540 4660 00 302 000000</i>		24,641.31	
Constellation New Energy			43,876.76				

Invoice Listing

COUNTY OF GRUNDY SCHOOL DIST 111

Full Name	PO Number	Invoice Number	Batch	Description	Invoice Date	Check Number	Net Amount
Crown Trophy #121		17298	KAS	Medals - Valedictorian, Salutatorian, Scholastic Academic Excellence	04/20/2021		340.16
				<i>Medals - Valedictorian, Salutatorian,</i>			<i>340.16</i>
				<i>10 E 2410 4100 00 300 000002</i>			<i>340.16</i>
Crown Trophy #121			340.16				
Currier, Cara	1032100264	34963 4/22/21	KAS	Official-GVB-VAR-4-22-21	04/22/2021		56.00
				<i>Official-GVB-VAR-4-22-21</i>			<i>56.00</i>
				<i>10 E 1500 3190 30 300 000000</i>			<i>56.00</i>
Currier, Cara			56.00				
Cutting Edge Document		m14260	KAS	Records Shred May 2021	05/04/2021		60.00
				<i>Records Shred May 2021</i>			<i>60.00</i>
				<i>10 E 2525 3000 00 300 000000</i>			<i>60.00</i>
Cutting Edge Document			60.00				
Dellwood Tire & Auto		4-72204	KAS	Tire for Driver's Ed Car	04/01/2021		154.82
				<i>Tire for Driver's Ed Car</i>			<i>154.82</i>
				<i>40 E 2554 3230 00 300 000000</i>			<i>154.82</i>
Dellwood Tire & Auto			154.82				

Invoice Listing

COUNTY OF GRUNDY SCHOOL DIST 111

Full Name	PO Number	Invoice Number	Batch	Description	Invoice Date	Check Number	Net Amount
Demaso, Arthur	1032100212	72155 4/17/21	KAS	Official-FR FB-4/17/21	04/17/2021		59.00
				<i>Official-FR FB-4/17/21</i>			59.00
				<i>10 E 1500 3190 30 300 000003</i>			59.00
Demaso, Arthur			59.00				
Depue Mechanical		ARINV/2021/0452	KAS	Help and Instruct Punching Tubes on Chillers	03/31/2021		3,350.00
				<i>Help and Instruct Punching Tubes on</i>			3,350.00
				<i>20 E 2540 3000 00 302 000000</i>			3,350.00
Depue Mechanical		ARINV/2021/0453	KAS	Air Handler #5 Motor Overload	03/31/2021		576.00 17
				<i>Air Handler #5 Motor Overload</i>			576.00
				<i>20 E 2540 3230 00 302 000001</i>			576.00
Depue Mechanical			3,926.00				
Dorick, Bradley A		4/27/21 Science Supplies	KAS	Tools for Pollinator Garden from Home Depot	04/27/2021		35.84
				<i>Tools for Pollinator Garden from Home</i>			35.84
				<i>10 E 1130 4100 13 300 000000</i>			35.84
Dorick, Bradley A			35.84				

Invoice Listing

COUNTY OF GRUNDY SCHOOL DIST 111

Full Name	PO Number	Invoice Number	Batch	Description	Invoice Date	Check Number	Net Amount
Eaton, Jeffrey H		4/26/21 Musical	KAS	Musical Supplies for set construction from Menards and Amazon	04/26/2021		429.03
				<i>Musical Supplies for set construction</i>			429.03
				<i>10 E 1500 4100 70 300 000004</i>			429.03
Eaton, Jeffrey H			429.03				
Federal Express		7-354-17331	KAS	MTI Music Library 4/20/21	04/28/2021		96.51
				<i>MTI Music Library 4/20/21</i>			96.51
				<i>10 E 1500 3000 70 300 000000</i>			96.51
Federal Express			96.51				
Feece Oil Company		3782126	KAS	Prem Hwy DSL Fuel 1950 Gal.	04/28/2021		5,072.22
				<i>Prem Hwy DSL Fuel 1950 Gal.</i>			5,072.22
				<i>40 E 2552 4640 00 300 000000</i>			5,072.22
Feece Oil Company			5,072.22				
Follett School Solutions	1012100065	814748	KAS	Books for Central Library	02/08/2021		605.06
				<i>Books for Central Library</i>			605.06
				<i>10 E 2222 4300 00 300 000000</i>			605.06

Invoice Listing

COUNTY OF GRUNDY SCHOOL DIST 111

Full Name	PO Number	Invoice Number	Batch	Description	Invoice Date	Check Number	Net Amount
Follett School Solutions	1012100065	814748F	KAS	Books for Central Library	03/24/2021		292.03
				<i>Books for Central Library</i>			292.03
				<i>10 E 2222 4300 00 300 000000</i>			292.03
Follett School Solutions Inc			897.09				
Fox Valley Fire & Safety		IN00430896	KAS	Ansul 2 Tank System, Processing fee for Inspection Report	04/22/2021		167.50
				<i>Ansul 2 Tank System, Processing fee for</i>			167.50
				<i>20 E 2540 3230 00 300 000000</i>			167.50
Fox Valley Fire & Safety Co			167.50				
Gerk, Olivia D		31842	KAS	Team T-shirt awards for Speech Team Sectional Qualifiers from Same Day Tees	04/26/2021		144.77
				<i>Team T-shirt awards for Speech Team</i>			144.77
				<i>10 E 1500 6400 70 300 000000</i>			144.77
Gerk, Olivia D			144.77				
Giant Steps		111-0121E	KAS	Tuition for Jan. 2021 - Timothy Braund	01/29/2021		6,372.60
				<i>Tuition for Jan. 2021 - Timothy Braund</i>			6,372.60
				<i>10 E 1912 6700 00 300 000000</i>			6,372.60

Invoice Listing

COUNTY OF GRUNDY SCHOOL DIST 111

Full Name	PO Number	Invoice Number	Batch	Description	Invoice Date	Check Number	Net Amount
Giant Steps		111-0121S	KAS	Tuition for Jan. 2021 - Lily Johnson	01/29/2021		6,372.60
				<i>Tuition for Jan. 2021 - Timothy Braund</i>			<i>6,372.60</i>
				<i>10 E 1912 6700 00 300 000000</i>			<i>6,372.60</i>
Giant Steps			12,745.20				
Gordon Food Service		209588149	KAS	Disposables	04/27/2021		134.97
				<i>Disposables</i>			<i>134.97</i>
				<i>10 E 1420 4100 09 300 000000</i>			<i>134.97</i>
Gordon Food Service			134.97				
Grainger		9876900573	KAS	Faceplate, Coupler	04/21/2021		46.34
				<i>Faceplate 1 Port</i>			<i>21.28</i>
				<i>Coupler, BNC Connector</i>			<i>25.06</i>
				<i>20 E 2540 4100 00 300 000000</i>			<i>21.28</i>
				<i>20 E 2540 4100 00 300 000000</i>			<i>25.06</i>
Grainger			46.34				

Invoice Listing

COUNTY OF GRUNDY SCHOOL DIST 111

Full Name	PO Number	Invoice Number	Batch	Description	Invoice Date	Check Number	Net Amount
Grundy Area Vocational		April-21	KAS	Ed and Building Fund Costs for April 2021	04/23/2021		92,008.65
				<i>Ed Fund Costs for April 2021</i>			<i>56,854.78</i>
				<i>Building Fund Costs for April 2021</i>			<i>35,153.87</i>
				<i>10 E 4140 6000 00 000 000000</i>			<i>56,854.78</i>
				<i>20 E 4140 6000 00 000 000000</i>			<i>35,153.87</i>
Grundy Area Vocational Ctr			92,008.65				
Haase, Cathy A		5/3/21 Phone	KAS	Cell Phone Reimbursement for Dec, Jan, Feb, Mar, Apr. 2021	05/03/2021		250.00
				<i>Cell Phone Reimbursement for Dec, Jan,</i>			<i>250.00</i>
				<i>40 E 2550 3400 00 300 000000</i>			<i>250.00</i>
Haase, Cathy A			250.00				
Helm Mechanical / Helm		CHI181482	KAS	Chiller Repairs	04/25/2021		4,698.00
				<i>Chiller Repairs</i>			<i>4,698.00</i>
				<i>20 E 2540 3230 00 300 000001</i>			<i>4,698.00</i>
Helm Mechanical / Helm			4,698.00				

Invoice Listing

COUNTY OF GRUNDY SCHOOL DIST 111

Full Name	PO Number	Invoice Number	Batch	Description	Invoice Date	Check Number	Net Amount
Heritage Bluffs		2020-B	KAS	2020 Boys High School Golf Season	04/29/2021		9,777.00
				<i>2020 Boys High School Golf Season</i>		<i>3,800.00</i>	
				<i>2020 Boys High School Golf Season</i>		<i>5,977.00</i>	
				<i>10 E 1500 4100 30 300 000005</i>		<i>3,800.00</i>	
				<i>10 E 1500 3900 30 300 000000</i>		<i>5,977.00</i>	
Heritage Bluffs		2020-G	KAS	2020 Girls High School Golf Season	04/29/2021		7,909.83
				<i>2020 Girls High School Golf Season</i>		<i>2,642.41</i>	
				<i>2020 Girls High School Golf Season</i>		<i>2,000.00</i>	22
				<i>2020 Girls High School Golf Season</i>		<i>3,267.42</i>	
				<i>10 E 1500 4100 30 300 000022</i>		<i>2,642.41</i>	
				<i>10 E 1500 3000 30 300 000009</i>		<i>2,000.00</i>	
				<i>10 E 1500 3900 30 300 000000</i>		<i>3,267.42</i>	
Heritage Bluffs			17,686.83				
Himes Petrarca Fester		44927	KAS	Legal Services through 4/30/21	05/03/2021		192.50
				<i>Legal Services through 4/30/21</i>		<i>192.50</i>	
				<i>80 E 2310 3180 00 300 000000</i>		<i>192.50</i>	
Himes Petrarca Fester			192.50				

Invoice Listing

COUNTY OF GRUNDY SCHOOL DIST 111

Full Name	PO Number	Invoice Number	Batch	Description	Invoice Date	Check Number	Net Amount
Illinois Association of		345313	KAS	BoardBook, Basic PRESS, PRESS Plus, School Board Policies Online Subscriptions	05/05/2021		6,150.00
				<i>BoardBook Subscription</i>		2,000.00	
				<i>Basic PRESS Member</i>		980.00	
				<i>PRESS Plus Member</i>		670.00	
				<i>School Board Policies Online</i>		2,500.00	
				<i>10 E 2310 6400 00 300 000001</i>		2,000.00	
				<i>10 E 2310 6400 00 300 000001</i>		980.00	
				<i>10 E 2310 6400 00 300 000001</i>		670.00	
				<i>10 E 2310 6400 00 300 000001</i>		2,500.00	23
Illinois Association of School			6,150.00				
Illinois Public Risk Fund		65313	KAS	June 2021 Workers' Compensation, Administrative Fee	04/13/2021		13,693.00
				<i>June 2021 Workers' Compensation</i>		13,293.00	
				<i>June 2021 Administrative Fee</i>		400.00	
				<i>80 E 2362 3800 00 300 000000</i>		13,293.00	
				<i>80 E 2362 3800 00 300 000000</i>		400.00	
Illinois Public Risk Fund			13,693.00				

Invoice Listing

COUNTY OF GRUNDY SCHOOL DIST 111

Full Name	PO Number	Invoice Number	Batch	Description	Invoice Date	Check Number	Net Amount
Illinois State Police		IL032111S 3/21	KAS	Cost Center 03074 Fingerprinting March 2021	03/31/2021		141.25
				<i>Cost Center 03074 Fingerprinting March</i>			141.25
				<i>10 E 2310 4100 00 300 000000</i>			141.25
Illinois State Police			141.25				
INSPRA		468	KAS	Membership Renewal - Individual through 6/30/22	05/01/2021		125.00
				<i>Membership Renewal - Individual</i>			125.00
				<i>10 E 2633 6400 00 300 000000</i>			125.00
INSPRA			125.00				
J.W. Pepper	1012100102	363370391	KAS	Face masks for instrumentalists	04/23/2021		985.19
				<i>Face masks for instrumentalists</i>			985.19
				<i>10 E 1130 4100 12 300 000000</i>			985.19
J.W. Pepper			985.19				
Jones School Supply	1012100101	1805958	KAS	Band pin awards	04/26/2021		368.93
				<i>Band pin awards</i>			368.93
				<i>10 E 1130 5400 12 300 000000</i>			368.93
Jones School Supply			368.93				

Invoice Listing

COUNTY OF GRUNDY SCHOOL DIST 111

Full Name	PO Number	Invoice Number	Batch	Description	Invoice Date	Check Number	Net Amount
Knapp, Robert	1032100266	65880 4/28/21	KAS	Official - BLAX-4/28/21	04/28/2021		113.00
				<i>Official - BLAX-4/28/21</i>			113.00
				<i>10 E 1500 3190 30 300 000014</i>			113.00
Knapp, Robert			113.00				
Lee, Kenneth C		4/21 Mileage	KAS	Mileage for April 2021	05/01/2021		73.92
				<i>Mileage for March 2021</i>			73.92
				<i>10 E 2321 3320 00 300 000001</i>			73.92
Lee, Kenneth C		5/21 Phone	KAS	Phone Reimbursement for 5/21	05/01/2021		100.00 25
				<i>Phone Reimbursement for 5/21</i>			100.00
				<i>20 E 2540 3400 00 300 000001</i>			100.00
Lee, Kenneth C			173.92				
Lueken, Jon	1032100245	22306 4/23/21	KAS	Official-FB-SO & VAR-4/23/21	04/23/2021		121.00
				<i>Official-FB-SO & VAR-4/23/21</i>			121.00
				<i>10 E 1500 3190 30 300 000003</i>			121.00
Lueken, Jon			121.00				

Invoice Listing

COUNTY OF GRUNDY SCHOOL DIST 111

Full Name	PO Number	Invoice Number	Batch	Description	Invoice Date	Check Number	Net Amount
Mackey, Kevin	1032100242	46689 4/23/21	KAS	Official-FB-VAR-4/23/21	04/23/2021		77.00
				<i>Official-FB-VAR-4/23/21</i>			77.00
				<i>10 E 1500 3190 30 300 000003</i>			77.00
Mackey, Kevin			77.00				
McKinley Woods Road		May 2021 Lease	KAS	Monthly Lease for Project Indian - May 2021	05/01/2021		1,660.80
				<i>Monthly Lease for Project Indian - April</i>			1,660.80
				<i>20 E 2540 3200 00 301 000000</i>			1,660.80
McKinley Woods Road			1,660.80				
Menards		49947	KAS	Building Supplies	04/19/2021		160.93
				<i>Building Supplies</i>			160.93
				<i>20 E 2540 4100 00 300 000000</i>			160.93
Menards		50454	KAS	Building Supplies	04/26/2021		45.52
				<i>Building Supplies</i>			45.52
				<i>20 E 2540 4100 00 300 000000</i>			45.52
Menards			206.45				

Invoice Listing

COUNTY OF GRUNDY SCHOOL DIST 111

Full Name	PO Number	Invoice Number	Batch	Description	Invoice Date	Check Number	Net Amount
Minooka Grain Lumber		257218	KAS	Non Arsenic Treated 8', 12', 16'	04/12/2021		648.70
				<i>Non Arsenic Treated 12'</i>		114.00	
				<i>Non Arsenic Treated 8'</i>		59.70	
				<i>Non Arsenic Treated 16'</i>		475.00	
				<i>10 E 1400 4100 10 300 000001</i>		114.00	
				<i>10 E 1400 4100 10 300 000001</i>		59.70	
				<i>10 E 1400 4100 10 300 000001</i>		475.00	
Minooka Grain Lumber		257250	KAS	Star Ws Green, Non Arsenic Treated, UL	04/14/2021		124.94
				<i>Star Ws Green 5#</i>		31.99	27
				<i>4 x 4 8' Non Arsenic Treated</i>		75.96	
				<i>1/4 4 x 8 UL</i>		16.99	
				<i>10 E 1400 4100 10 300 000001</i>		31.99	
				<i>10 E 1400 4100 10 300 000001</i>		75.96	
				<i>10 E 1400 4100 10 300 000001</i>		16.99	

Invoice Listing

COUNTY OF GRUNDY SCHOOL DIST 111

Full Name	PO Number	Invoice Number	Batch	Description	Invoice Date	Check Number	Net Amount
Minooka Grain Lumber		257280	KAS	Angles, Post Base, Joist Hanger Screws, Non Arsenic Treated	04/16/2021		133.31
				<i>Angles A88</i>			7.39
				<i>Angles A44</i>			19.96
				<i>Retrofit Post Base</i>			31.96
				<i>2 1/2 Joist Hanger Screws</i>			15.26
				<i>10 Joist Hanger Screw</i>			15.99
				<i>2 x 4 12' Non Arsenic Treated</i>			42.75
				<i>10 E 1400 4100 10 300 000001</i>			7.39
				<i>10 E 1400 4100 10 300 000001</i>			19.96
				<i>10 E 1400 4100 10 300 000001</i>			31.96
				<i>10 E 1400 4100 10 300 000001</i>			15.26
				<i>10 E 1400 4100 10 300 000001</i>			15.99
				<i>10 E 1400 4100 10 300 000001</i>			42.75
							28

Invoice Listing

COUNTY OF GRUNDY SCHOOL DIST 111

Full Name	PO Number	Invoice Number	Batch	Description	Invoice Date	Check Number	Net Amount
Minooka Grain Lumber		257281	KAS	SPF #2 & BTR KD, AC, UL	04/16/2021		590.92
				<i>10' SPF #2 & BTR KD</i>		97.90	
				<i>8' SPF #2 & BTR KD</i>		165.80	
				<i>3/4 4 x 8 AC</i>		276.25	
				<i>1/4 4 x 8 UL</i>		50.97	
				<i>10 E 1400 4100 10 300 000001</i>		97.90	
				<i>10 E 1400 4100 10 300 000001</i>		165.80	
				<i>10 E 1400 4100 10 300 000001</i>		276.25	
				<i>10 E 1400 4100 10 300 000001</i>		50.97	29
Minooka Grain Lumber		257346	KAS	Angles	04/22/2021		75.07
				<i>Angles A88</i>		25.17	
				<i>Angles A44</i>		49.90	
				<i>10 E 1400 4100 10 300 000001</i>		25.17	
				<i>10 E 1400 4100 10 300 000001</i>		49.90	

Invoice Listing

COUNTY OF GRUNDY SCHOOL DIST 111

Full Name	PO Number	Invoice Number	Batch	Description	Invoice Date	Check Number	Net Amount
Minooka Grain Lumber		257377	KAS	Angles Return, Joist Hanger Screw, SPF #2 & BTR KD	04/23/2021		185.81
				<i>Angles A44 Credit Return</i>			-9.98
				<i>10 Joist Hanger Screw</i>			15.99
				<i>2 x 4 8' SPF #2 & BTR KD</i>			179.80
				<i>10 E 1400 4100 10 300 000001</i>			-9.98
				<i>10 E 1400 4100 10 300 000001</i>			15.99
				<i>10 E 1400 4100 10 300 000001</i>			179.80
Minooka Grain Lumber		K57495	KAS	8 x 2 1/2 sq Galv Deck	05/04/2021		30.99
							30
				<i>8 x 2 1/2 sq Galv Deck</i>			30.99
				<i>10 E 1400 4100 10 300 000001</i>			30.99
Minooka Grain Lumber &			1,789.74				
Neff	1012100096	N002924955	KAS	choir awards	04/26/2021		435.48
				<i>choir awards</i>			435.48
				<i>10 E 1130 4100 12 300 000001</i>			435.48
Neff			435.48				
Omega Plumbing, Inc.		17545	KAS	Changed temp. valves on sinks, pulled toilet and rehung, removed old water heater	04/07/2021		3,319.39
				<i>Changed temp. valves on sinks, pulled</i>			3,319.39
				<i>20 E 2540 3230 00 302 000000</i>			3,319.39

Invoice Listing

COUNTY OF GRUNDY SCHOOL DIST 111

Full Name	PO Number	Invoice Number	Batch	Description	Invoice Date	Check Number	Net Amount
Omega Plumbing, Inc.		17777	KAS	Repaired leak on copper return line off circulator pump	04/29/2021		561.00
				<i>Repaired leak on copper return line off</i>			561.00
				<i>20 E 2540 3230 00 302 000000</i>			561.00
Omega Plumbing, Inc.			3,880.39				
Parkland Preparatory		3917	KAS	Tuition for Jan. 2020 - Jonathan Vazquez	01/29/2021		3,902.79
				<i>Tuition for Jan. 2020 - Jonathan</i>			3,902.79
				<i>10 E 1912 6700 00 300 000000</i>			3,902.79
Parkland Preparatory			3,902.79				
Perspectives Ltd		94891	KAS	Employee Assistance Services - Monthly	05/01/2021		540.00
				<i>Employee Assistance Services - Monthly</i>			540.00
				<i>10 E 2310 3000 00 300 000000</i>			540.00
Perspectives Ltd			540.00				
Pierson, Doug	1032100265	29535 4/22/21	KAS	Official-GVB-VAR-4-22-21	04/22/2021		56.00
				<i>Official-GVB-VAR-4-22-21</i>			56.00
				<i>10 E 1500 3190 30 300 000000</i>			56.00
Pierson, Doug			56.00				

Invoice Listing

COUNTY OF GRUNDY SCHOOL DIST 111

Full Name	PO Number	Invoice Number	Batch	Description	Invoice Date	Check Number	Net Amount
Piper, Jason W		25-22840292	KAS	Reimbursement for using personal credit card for emergency sewer cleaning from Roto-Rooter	04/17/2021		100.00
				<i>Reimbursement for using personal credit</i>		100.00	
				<i>20 E 2540 3000 00 300 000001</i>		100.00	
Piper, Jason W			100.00				
Precision Control		SV34898	KAS	Work on grease condenser pumps	04/19/2021		289.00
				<i>Work on walk-in freezer</i>		289.00	
				<i>20 E 2540 3230 00 300 000000</i>		289.00	
Precision Control		SV34899	KAS	Work on walk-in freezer	04/19/2021		562.00 32
				<i>Work on walk-in freezer</i>		562.00	
				<i>20 E 2540 3230 00 300 000000</i>		562.00	
Precision Control		SV34900	KAS	Work on water leak and cooling tower	04/19/2021		1,181.18
				<i>Work on water leak and cooling tower</i>		1,181.18	
				<i>20 E 2540 3230 00 302 000001</i>		1,181.18	
Precision Control		SV34901	KAS	Fill system and start chiller	04/19/2021		286.00
				<i>Fill system and start chiller</i>		286.00	
				<i>20 E 2540 3230 00 302 000001</i>		286.00	

Invoice Listing

COUNTY OF GRUNDY SCHOOL DIST 111

Full Name	PO Number	Invoice Number	Batch	Description	Invoice Date	Check Number	Net Amount
Precision Control		SV34958	KAS	Repair cooling tower water fill system	04/27/2021		188.97
				<i>Repair cooling tower water fill system</i>			188.97
				<i>20 E 2540 3230 00 302 000001</i>			188.97
Precision Control		SV34959	KAS	Work on water leak and cooling tower	04/27/2021		1,423.00
				<i>Work on water leak and cooling tower</i>			1,423.00
				<i>20 E 2540 3230 00 302 000001</i>			1,423.00
Precision Control		SV34960	KAS	Work on room 227 fan box	04/27/2021		606.00
				<i>Work on room 227 fan box</i>			33
				<i>20 E 2540 3230 00 302 000001</i>			606.00
							606.00
Precision Control Systems			4,536.15				
Quest Food		IN109868	KAS	Catering - 2 Football Games, S.A.T. Testing, Board, Library, Foundation, Honors Students, Prom 2021	04/30/2021		8,953.04
				<i>Catering - 2 Football Games, S.A.T.</i>			8,953.04
				<i>10 E 2560 3150 00 300 000000</i>			8,953.04
Quest Food			8,953.04				
Rival5 Technologies		17831	KAS	Phone Service	05/01/2021		4,349.29
				<i>Phone Service</i>			4,349.29
				<i>20 E 2540 3400 00 300 000001</i>			4,349.29

Invoice Listing

COUNTY OF GRUNDY SCHOOL DIST 111

Full Name	PO Number	Invoice Number	Batch	Description	Invoice Date	Check Number	Net Amount
Rival5 Technologies		17832	KAS	Phone Service	05/01/2021		729.07
				<i>Phone Service</i>			729.07
				<i>20 E 2540 3400 00 300 000001</i>			729.07
Rival5 Technologies			5,078.36				
Rocha, Nicholas A		4/15, 4/16/21 Mileage	KAS	Mileage reimbursement for using personal vehicle 4/15 and 4/16/21	04/16/2021		5.26
				<i>Mileage reimbursement for using</i>			5.26
				<i>20 E 2540 3320 00 300 000000</i>			5.26
Rocha, Nicholas A			5.26				
Smith, Glenda R		970	KAS	Thespian Cords for Graduation from Educational Theatre Association	04/22/2021		58.00
				<i>Thespian Cords for Graduation from</i>			58.00
				<i>10 E 1500 4100 70 300 000022</i>			58.00
Smith, Glenda R			58.00				
Tate, Amy M		4/27/21 Awards	KAS	Food for end of the year Awards Ceremony from Jimmy Johns	04/27/2021		77.88
				<i>Food for end of the year Awards</i>			77.88
				<i>10 E 1500 3320 70 300 000000</i>			77.88
Tate, Amy M			77.88				

Invoice Listing

COUNTY OF GRUNDY SCHOOL DIST 111

Full Name	PO Number	Invoice Number	Batch	Description	Invoice Date	Check Number	Net Amount
Tri-K Inc		115857	KAS	CBE Screens, Roll Towels, 9" Tissue, Kitchen Towels	04/28/2021		1,015.20
				<i>CBE Screens</i>		271.20	
				<i>Roll Towels</i>		355.20	
				<i>9" Tissue</i>		218.40	
				<i>Kitchen Towels</i>		170.40	
				<i>20 E 2540 4100 00 300 000000</i>		271.20	
				<i>20 E 2540 4100 00 300 000000</i>		355.20	
				<i>20 E 2540 4100 00 300 000000</i>		218.40	
				<i>20 E 2540 4100 00 300 000000</i>		170.40	35
Tri-K Inc			1,015.20				
Us Bank Equipment		441730710	KAS	Canon Copiers 4/20 to 5/20/21	04/23/2021		16,406.06
				<i>Canon Copiers 4/20 to 5/20/21</i>		16,406.06	
				<i>10 E 2632 3000 00 300 000000</i>		16,406.06	
Us Bank Equipment Finance			16,406.06				
Valdez, Franklin	1032100143	82178 3/24/21	KAS	Boys Soccer - JV - 3/24/21	03/24/2021		61.00
				<i>Boys Soccer - JV - 3/24/21</i>		61.00	
				<i>10 E 1500 3190 30 300 000001</i>		61.00	

Invoice Listing

COUNTY OF GRUNDY SCHOOL DIST 111

Full Name	PO Number	Invoice Number	Batch	Description	Invoice Date	Check Number	Net Amount
Valdez, Franklin	1032100216	82178 4/15/21	KAS	Officials GSOC-V-4-15-21	04/15/2021		65.00
				<i>Officials GSOC-V-4-15-21</i>			65.00
				<i>10 E 1500 3190 30 300 000012</i>			65.00
Valdez, Franklin			126.00				
Village Of Minooka		1-03000613-01 5/1/21	KAS	Water and Sewer 2/19/21 to 4/19/21 Project Indian	05/01/2021		37.80
				<i>Water and Sewer 2/19/21 to 4/19/21</i>			37.80
				<i>20 E 2540 3400 00 301 000000</i>			37.80
Village Of Minooka		1-08000188-00 5/1/21	KAS	Water and sewer 2/19/21 to 4/19/21 - Central Campus	05/01/2021		183.12 36
				<i>Water and sewer 2/19/21 to 4/19/21 -</i>			183.12
				<i>20 E 2540 3700 00 300 000000</i>			183.12
Village Of Minooka		1-08000189-00 5/1/21	KAS	Water and Sewer 2/19/21 to 4/19/21 Central Campus	05/01/2021		695.87
				<i>Water and Sewer 2/19/21 to 4/19/21</i>			695.87
				<i>20 E 2540 3700 00 300 000000</i>			695.87
Village Of Minooka		1-08000191-00 5/1/21	KAS	Water and Sewer Bill 2/19/21 to 4/19/21 Central Campus	05/01/2021		191.15
				<i>Water and Sewer Bill 2/19/21 to 4/19/21</i>			191.15
				<i>20 E 2540 3700 00 300 000000</i>			191.15

Invoice Listing

COUNTY OF GRUNDY SCHOOL DIST 111

Full Name	PO Number	Invoice Number	Batch	Description	Invoice Date	Check Number	Net Amount
Village Of Minooka		1-08000194-00 5/1/21	KAS	Water and Sewer 2/19/21 to 4/19/21 Central Campus	05/01/2021		124.16
				<i>Water and Sewer 2/19/21 to 4/19/21</i>			124.16
				<i>20 E 2540 3700 00 300 000000</i>			124.16
Village Of Minooka		1-08000196-00 5/1/21	KAS	Water and Sewer 2/19/21 to 4/19/21 Project Indian	05/01/2021		37.80
				<i>Water and Sewer 2/19/21 to 4/19/21</i>			37.80
				<i>20 E 2540 3400 00 301 000000</i>			37.80
Village Of Minooka		1-08000400-01 5/1/21	KAS	Water and Sewer 2/19/21 to 4/19/21 - Bus Garage	05/01/2021		162.76
				<i>Water and Sewer 2/19/21 to 4/19/21 -</i>			37
				<i>40 E 2550 3700 00 300 000000</i>			162.76
Village Of Minooka			1,432.66				
Vision Service Plan		812120237	KAS	Robert VanDolson - Family, May 2021	04/17/2021		19.46
				<i>Robert VanDolson May 2021 Family</i>			19.46
				<i>20 E 2540 2220 00 300 000000</i>			19.46
Vision Service Plan			19.46				
Waste Management Of		6177633-2007-5	KAS	Garbage Service - Central, Overage Service Fel, 2 yd. Fel, 6 yd. Compactor, 8 yd. Fel 5/1 to 5/31/21	04/30/2021		2,948.25
				<i>Garbage Service - Central, Overage</i>			2,948.25
				<i>20 E 2540 3210 00 300 000000</i>			2,948.25

Invoice Listing

COUNTY OF GRUNDY SCHOOL DIST 111

Full Name	PO Number	Invoice Number	Batch	Description	Invoice Date	Check Number	Net Amount
Waste Management Of		6177660-2007.8	KAS	Garbage Service - Central, 6 yd. Fel Rcy. 5/1 to 5/31/21	04/30/2021		161.65
				<i>Garbage Service - Central, 6 yd. Fel</i>			161.65
				<i>20 E 2540 3210 00 300 000000</i>			161.65
Waste Management Of		6178448-2007-7	KAS	Garbage Service - South 5/1 to 5/31/21	04/30/2021		4,538.79
				<i>Garbage Service - South 5/1 to 5/31/21</i>			4,538.79
				<i>20 E 2540 3210 00 302 000000</i>			4,538.79
Waste Management Of IL			7,648.69				
Weldstar Company		0001954818	KAS	Cylinder Rental	04/24/2021		178.56 38
				<i>Cylinder Rental</i>			178.56
				<i>10 E 1400 4100 10 300 000001</i>			178.56
Weldstar Company			178.56				

Invoice Listing

COUNTY OF GRUNDY SCHOOL DIST 111

Full Name	PO Number	Invoice Number	Batch	Description	Invoice Date	Check Number	Net Amount
Whitmore Ace		800099 4/30/21	KAS	Building Supplies - Central	04/30/2021		500.88
				109694 Cord Extn, Pin Hitch			28.58
				109696 Pin Hitch			-4.59
				109697 Hillman, Rope, Rope Clip,			64.90
				109699 Hardware			9.92
				109730 Cutter/Strippr Cabl, Staple Cowl			26.78
				109743 Conduit PVC, Bushing, Adapter,			54.06
				109760 Key Blank			2.99
				109775 Hooks, Wire Weaving, Mono			26.46
				109777 Led Ace, Fauct Suply Line			38.95
				109778 Crimp Cup, Hillman			19.34
				109793 Sprypnt, Mice Bait			22.57
				109803 Flat Hr Pln			17.98
				109814 Box, Hillman			3.31
				109856 Ryl Int, Finish			52.97
				109874 Cm Pear Rtchet, Hillman			28.57
				109922 Hooks			57.94
				109943 Washr, Hose male, Hose Fml,			50.15
				20 E 2540 4100 00 300 000000			28.58

39

Invoice Listing

COUNTY OF GRUNDY SCHOOL DIST 111

Full Name	PO Number	Invoice Number	Batch	Description	Invoice Date	Check Number	Net Amount	
				20 E 2540 4100 00 300 000000			-4.59	
				20 E 2540 4100 00 300 000000			64.90	
				20 E 2540 4100 00 300 000000			9.92	
				20 E 2540 4100 00 300 000000			26.78	
				20 E 2540 4100 00 300 000000			54.06	
				20 E 2540 4100 00 300 000000			2.99	
				20 E 2540 4100 00 300 000000			26.46	
				20 E 2540 4100 00 300 000000			38.95	
				20 E 2540 4100 00 300 000000			19.34	
				20 E 2540 4100 00 300 000000			22.57	40
				20 E 2540 4100 00 300 000000			17.98	
				20 E 2540 4100 00 300 000000			3.31	
				20 E 2540 4100 00 300 000000			52.97	
				20 E 2540 4100 00 300 000000			28.57	
				20 E 2540 4100 00 300 000000			57.94	
				20 E 2540 4100 00 300 000000			50.15	

Invoice Listing

COUNTY OF GRUNDY SCHOOL DIST 111

Full Name	PO Number	Invoice Number	Batch	Description	Invoice Date	Check Number	Net Amount
Whitmore Ace		800242 4/30/21	KAS	Building Supplies - South	04/30/2021		102.30
				109633 Hillman, Motor Oil			14.79
				109657 Bench Grinding Whl, Face			32.98
				109850 Wire Hooks, Chnsw File, Ant			39.56
				109881 Chnsw File			-12.99
				109882 Chnsw File			12.99
				109883 Wire Hooks, Command Hook			14.97
				20 E 2540 4100 00 302 000000			14.79
				20 E 2540 4100 00 302 000000			32.98
				20 E 2540 4100 00 302 000000			39.56
				20 E 2540 4100 00 302 000000			-12.99
				20 E 2540 4100 00 302 000000			12.99
				20 E 2540 4100 00 302 000000			14.97
							41
Whitmore Ace		800304 4/30/21	KAS	Building Supplies - Bus Garage	04/30/2021		34.55
				109656 5 Gal. Nestlee Pure Life Water			10.98
				109911 Plates, Broom 5 gal. Water			23.57
				40 E 2552 4100 00 300 000000			10.98
				40 E 2552 4100 00 300 000000			23.57
Whitmore Ace Hardware			637.73				

Invoice Listing

COUNTY OF GRUNDY SCHOOL DIST 111

Full Name	PO Number	Invoice Number	Batch	Description	Invoice Date	Check Number	Net Amount
Total Number of Batch Invoices:			0				\$0.00
Total Number of Open Invoices:			111				\$392,184.80
Total Number of History Invoices:			0				\$0.00
Total Number of Update in Progress Batch Invoices:			0				\$0.00
Total Number of Update in Progress Batch Reversal Invoices:			0				\$0.00
Total Number of Reversal History Invoices:			0				\$0.00
Total Number of Deleted History Invoices:			0				\$0.00
Total Number of Batch Reversal Invoices:			0				\$0.00
Total Number of Unsubmitted Invoices:			0				\$0.00
Total Number of Awaiting for Approval Invoices:			0				\$0.00
Total Invoices:			111			42	392,184.80

Invoice Listing

COUNTY OF GRUNDY SCHOOL DIST 111

Full Name	PO Number	Invoice Number	Batch	Description	Invoice Date	Check Number	Net Amount
Blue Cross Blue Shield		550742027491	KAS	Minooka Community High School District 111, IL 1-015160, 5507466927, 4/1 - 4/30/21 Medical and Dental Insurance	04/30/2021		263,738.11
				<i>IL 1-015160, 5507466927, 4/1 - 4/30/21</i>		219,584.77	
				<i>IL 1-015160, 5507466927, 4/1 - 4/30/21</i>		4,768.66	
				<i>IL 1-015160, 5507466927, 4/1 - 4/30/21</i>		3,498.29	
				<i>IL 1-015160, 5507466927, 4/1 - 4/30/21</i>		18,553.90	
				<i>IL 1-015160, 5507466927, 4/1 - 4/30/21</i>		15,591.31	
				<i>IL 1-015160, 5507466927, 4/1 - 4/30/21</i>		1,473.07	
				<i>IL 1-015160, 5507466927, 4/1 - 4/30/21</i>		166.42	
				<i>IL 1-015160, 5507466927, 4/1 - 4/30/21</i>		101.69	43
				<i>10 E 1130 2220 00 000 000000</i>		219,584.77	
				<i>20 E 1130 2220 00 000 000000</i>		4,768.66	
				<i>40 E 1130 2220 00 000 000000</i>		3,498.29	
				<i>80 E 1130 2220 00 000 000000</i>		18,553.90	
				<i>10 E 1130 2230 00 000 000000</i>		15,591.31	
				<i>20 E 1130 2230 00 000 000000</i>		1,473.07	
				<i>40 E 1130 2230 00 000 000000</i>		166.42	
				<i>80 E 1130 2230 00 000 000000</i>		101.69	
Blue Cross Blue Shield of IL -							263,738.11

Invoice Listing

COUNTY OF GRUNDY SCHOOL DIST 111

Full Name	PO Number	Invoice Number	Batch	Description	Invoice Date	Check Number	Net Amount
Total Number of Batch Invoices:			0				\$0.00
Total Number of Open Invoices:			1				\$263,738.11
Total Number of History Invoices:			0				\$0.00
Total Number of Update in Progress Batch Invoices:			0				\$0.00
Total Number of Update in Progress Batch Reversal Invoices:			0				\$0.00
Total Number of Reversal History Invoices:			0				\$0.00
Total Number of Deleted History Invoices:			0				\$0.00
Total Number of Batch Reversal Invoices:			0				\$0.00
Total Number of Unsubmitted Invoices:			0				\$0.00
Total Number of Awaiting for Approval Invoices:			0				\$0.00
Total Invoices:			1				44 263,738.11

Payroll Summaries

Payroll Run Description: 4-15-21 Payroll; 4-30-21 Payroll; Void Dan Jerbi 3-15-21 18063

COUNTY OF GRUNDY SCHOOL DIST 111

Payroll Run	Pay Gross	Fed Gross	Fed Tax	State Gross	State Tax	SS Gross	SS Tax	Med Gross	Med Tax
3/15/21 - Void Dan Jerbi 3-15-21	-30.00	-30.00	0.00	-30.00	-1.49	0.00	0.00	-30.00	-0.44
4/15/21 - 4-15-21 Payroll	789,008.61	732,619.34	78,076.08	732,619.34	35,311.09	154,398.87	9,572.81	760,000.92	11,019.90
4/30/21 - 4-30-21 Payroll	799,578.24	743,219.80	79,844.62	743,219.80	35,808.46	163,432.10	10,132.82	763,926.47	11,076.84
Totals:	1,588,556.85	1,475,809.14	157,920.70	1,475,809.14	71,118.06	317,830.97	19,705.63	1,523,897.39	22,096.30

IMPREST

4/30/2021

	EDUCATION	BUILDING	BOND & INT	TRANSPORTATION	SS/IMRF	TORT	TOTAL
BEG BALANCE	13763.90	100.00	0.00	16184.00	0.00	0.00	30047.90
RECEIPTS							0.00
DEPOSITS	1800.00	0.00		0.00	0.00		1800.00
DEPOSITS							0.00
							0.00
VOID							0.00
TOTAL RECEIPTS	1800.00	0.00	0.00	0.00	0.00	0.00	1800.00
DISBURSEMENTS							
AP CHECK	1800.00	0.00					1800.00
TOTAL DISBURSEMENTS	1800.00	0.00	0.00	0.00	0.00	0.00	1800.00
ENDING BALANCE	13763.90	100.00	0.00	16184.00	0.00	0.00	30047.90

46

BANK BALANCE	35501.28
OUTSTANDING CHECKS	4320.10
DIFFERENCE	1133.28
REGISTER BALANCE	30047.90 B

LEDGER BALANCE	30047.90
OUTSTANDING CHECKS	4320.10
VOID	
DIFFERENCE	1133.28
BANK BALANCE	35501.28 BALANCE

Invoice Listing

COUNTY OF GRUNDY SCHOOL DIST 111

Full Name	PO Number	Invoice Number	Batch	Description	Invoice Date	Check Number	Net Amount
Palatine High School		5/8/21 Track Meet	KAS	Track and Field Invitational 5-8-21	05/05/2021	026430	140.00
				<i>Track and Field Invitational 5-8-21, 4</i>			<i>140.00</i>
				<i>10 E 1500 3900 30 300 000001</i>			<i>140.00</i>
Palatine High School			140.00				
Total Number of Batch Invoices:				0			\$0.00
Total Number of Open Invoices:				0			\$0.00
Total Number of History Invoices:				1			\$140.00
Total Number of Update in Progress Batch Invoices:				0			\$0.00
Total Number of Update in Progress Batch Reversal Invoices:				0			\$0.00
Total Number of Reversal History Invoices:				0			\$0.00 ⁴⁷
Total Number of Deleted History Invoices:				0			\$0.00
Total Number of Batch Reversal Invoices:				0			\$0.00
Total Number of Unsubmitted Invoices:				0			\$0.00
Total Number of Awaiting for Approval Invoices:				0			\$0.00
Total Invoices:				1			140.00

Invoice Listing

COUNTY OF GRUNDY SCHOOL DIST 111

Full Name	PO Number	Invoice Number	Batch	Description	Invoice Date	Check Number	Net Amount
American Cancer		4/26/21 Donation	KAS	NHS - Walk for a Cure Donation	04/26/2021		1,625.00
				<i>NHS - Walk for a Cure Donation</i>			1,625.00
				<i>11 E 1999 4100 70 300 900038</i>			1,625.00
American Cancer Society			1,625.00				
Big Frog Custom T-		37,633	KAS	Student Council - Executive Board Apparel for 20-19 and 20-21 Board	04/26/2021		877.00
				<i>Student Council - Executive Board</i>			877.00
				<i>11 E 1999 4100 70 300 900048</i>			877.00
Big Frog Custom T-Shirts &			877.00				
Blackstone, Jerry		5/3/21 Choir Festival	KAS	SPC Choir Festival Clinician	05/03/2021		400.00
				<i>SPC Choir Festival Clinician</i>			400.00
				<i>11 E 1999 4100 70 300 900007</i>			400.00
Blackstone, Jerry			400.00				
Educational Theatre		0006431	KAS	Int'l Thespians - 10 new memberships	05/03/2021		350.00
				<i>Int'l Thespians - 10 new memberships</i>			350.00
				<i>11 E 1999 4100 70 300 900027</i>			350.00
Educational Theatre			350.00				

Invoice Listing

COUNTY OF GRUNDY SCHOOL DIST 111

Full Name	PO Number	Invoice Number	Batch	Description	Invoice Date	Check Number	Net Amount
Goad, Brett		5/3/21 Choir Festival	KAS	SPC Choir Festival Clinician	05/03/2021		400.00
				<i>SPC Choir Festival Clinician</i>			<i>400.00</i>
				<i>11 E 1999 4100 70 300 900007</i>			<i>400.00</i>
Goad, Brett			400.00				
Hagenberg, Elaine		5/3/21 Choir Festival	KAS	SPC Choir Festival Clinician	05/03/2021		400.00
				<i>SPC Choir Festival Clinician</i>			<i>400.00</i>
				<i>11 E 1999 4100 70 300 900007</i>			<i>400.00</i>
Hagenberg, Elaine			400.00				
Ken Woody's Sports &		660	KAS	Boys Bowling - Spiritwear	04/30/2021		1,040.00
				<i>Boys Bowling - Spiritwear</i>			<i>1,040.00</i>
				<i>11 E 1999 4100 30 300 910006</i>			<i>1,040.00</i>
Ken Woody's Sports & More			1,040.00				
Mullen, Michelle V		5/3/21 Prom	KAS	Prom - Reimbursement for worker's food from Jimmy John's	05/03/2021		39.55
				<i>Prom - Reimbursement for worker's food</i>			<i>39.55</i>
				<i>11 E 1999 4100 70 300 900058</i>			<i>39.55</i>
Mullen, Michelle V			39.55				

Invoice Listing

COUNTY OF GRUNDY SCHOOL DIST 111

Full Name	PO Number	Invoice Number	Batch	Description	Invoice Date	Check Number	Net Amount
Oswego East High		5/3/21 BB Shootout	KAS	Boys Basketball - Summer Shootouts for Soph and Varsity	05/03/2021		550.00
				<i>Boys Basketball - Summer Shootouts for</i>			<i>550.00</i>
				<i>11 E 1999 4100 30 300 910005</i>			<i>550.00</i>
Oswego East High School			550.00				
Plus 1 Designs LLC		001	KAS	Percussion - Music Design for 2021 Season	05/04/2021		1,500.00
				<i>Percussion - Music Design for 2021</i>			<i>1,500.00</i>
				<i>11 E 1999 4100 70 300 900041</i>			<i>1,500.00</i>
Plus 1 Designs LLC			1,500.00				
Tracy, Amelia		4/29/21 Sr. Class	KAS	Class of 2021 - Prizes, Senior Awards from Target	04/29/2021		13.26
				<i>Class of 2021 - Prizes, Senior Awards</i>			<i>13.26</i>
				<i>11 E 1999 4100 70 300 900010</i>			<i>13.26</i>
Tracy, Amelia			13.26				
Visual Image		9069	KAS	Prom - Photobooth	05/03/2021		850.00
				<i>Prom - Photobooth</i>			<i>850.00</i>
				<i>11 E 1999 4100 70 300 900058</i>			<i>850.00</i>
Visual Image Photography			850.00				

Invoice Listing

COUNTY OF GRUNDY SCHOOL DIST 111

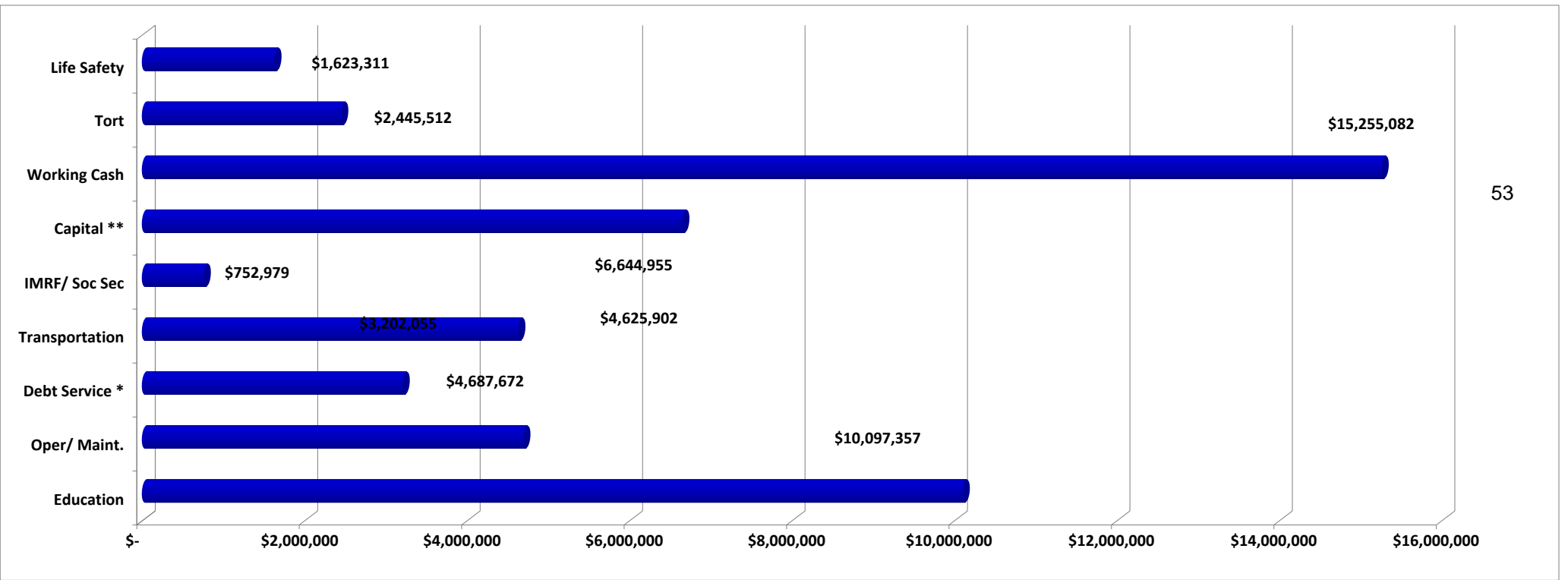
Full Name	PO Number	Invoice Number	Batch	Description	Invoice Date	Check Number	Net Amount
Total Number of Batch Invoices:			0				\$0.00
Total Number of Open Invoices:			12				\$8,044.81
Total Number of History Invoices:			0				\$0.00
Total Number of Update in Progress Batch Invoices:			0				\$0.00
Total Number of Update in Progress Batch Reversal Invoices:			0				\$0.00
Total Number of Reversal History Invoices:			0				\$0.00
Total Number of Deleted History Invoices:			0				\$0.00
Total Number of Batch Reversal Invoices:			0				\$0.00
Total Number of Unsubmitted Invoices:			0				\$0.00
Total Number of Awaiting for Approval Invoices:			0				\$0.00
Total Invoices:			12			<u>51</u>	8,044.81

Input Report Date 4/30/2021

Cash and Investments Report

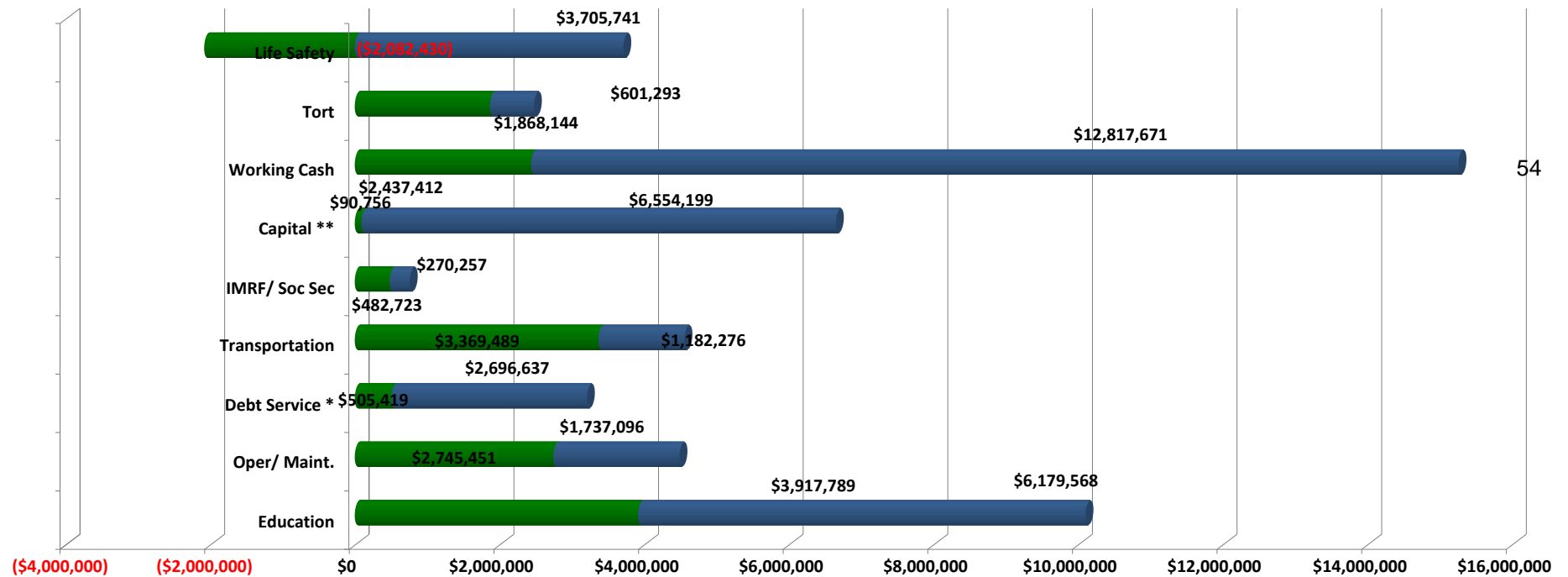
	Education	Oper/ Maint.	Debt Service *	Transporation	IMRF/ Soc Sec	Capital **	Working Cash	Tort	Life Safety	Total	Fund 11 Activities	Total Funds
Checking	\$113,643.23	\$231,172.37	\$1,305,500.72	\$1,407,493.62	\$309,638.41	\$90,755.56	\$632,379.54	\$234,748.84	(\$2,709,846.41)	\$1,615,485.88	\$270,418.28	\$1,885,904.16
Food Service Account	\$730,239.97									\$730,239.97	0	\$730,239.97
Imprest	\$13,763.90	\$100.00		\$16,184.00						\$30,047.90	0	\$30,047.90
Insurance Account	\$1,376,203.40	\$205,124.97		\$74,137.12				(\$23,923.85)		\$1,631,541.64	0	\$1,631,541.64
PMA Cash Account	\$248,236.60	\$1,611,329.69	(\$800,081.90)	\$1,945,811.43	(\$185,657.82)	\$0.00	\$1,612,501.62	\$1,633,394.67	\$627,415.94	\$6,692,950.23	0	\$6,692,950.23
IPITP	\$1,435,702.11	\$902,849.34	\$0.00	\$0.00	\$358,742.20	\$0.00	\$192,530.35	\$0.00	\$0.00	\$2,889,824.00	0	\$2,889,824.00
Total Cash accounts	\$3,917,789.21	\$2,950,576.37	\$505,418.82	\$3,443,626.17	\$482,722.79	\$90,755.56	\$2,437,411.51	\$1,844,219.66	(\$2,082,430.47)	\$13,590,089.62	\$270,418.28	\$13,860,507.90
PMA Investments	\$4,940,692.89	\$1,735,718.12	\$2,588,187.37	\$1,033,756.34	\$263,213.25	\$377,059.74	\$12,817,670.87	\$601,292.78	\$3,705,741.40	\$28,063,332.76	398,808.75	28,462,141.51
PMA 101 Investments	\$4,660,652.48	\$1,058,678.10	\$2,304,671.71	\$500,017.41	\$245,072.83	\$325,000.00	\$185,510.44	\$351,581.15	\$208,888.33	\$9,840,072.45	-	\$9,840,072.45
PMA 62 (Working Cash)						\$0.00				\$0.00	-	\$0.00
PMA 202						\$0.00				\$0.00	-	\$0.00
PMA 203 - 2006 Bond			\$129,299.85							\$129,299.85	-	\$129,299.85
PMA 65 (Capital)										\$0.00	-	\$0.00
US Bank	\$615,000.00									\$615,000.00	-	\$615,000.00
PMA 205 Working Cash							\$12,553,048.17			\$12,553,048.17	-	\$12,553,048.17
PMA 68										\$0.00	0	\$0.00
PMA 104 - General Reserve	\$280,040.41	\$677,040.02	\$154,215.81	\$533,738.93	\$18,140.42	\$52,059.74	\$79,112.26	\$249,711.63	\$450,563.26	\$2,494,622.48	0	\$2,494,622.48
PMA 208 - Health Life Safety									\$3,046,289.81	\$3,046,289.81	0	\$3,046,289.81
PMA 209 - Capital						\$6,177,139.68				\$6,177,139.68	0	\$6,177,139.68
Private Bank Investments	\$623,874.73	\$1,377.63	\$108,449.16	\$148,519.77	\$7,043.29	\$0.00	\$0.00	\$0.00	\$0.00	\$889,264.58	0	\$889,264.58
PMA 103 - Coady Scholarship										\$0.00	398808.75	\$398,808.75
Total Investments	\$6,179,567.62	\$1,737,095.75	\$2,696,636.53	\$1,182,276.11	\$270,256.54	\$6,554,199.42	\$12,817,670.87	\$601,292.78	\$3,705,741.40	\$35,744,737.02	398,808.75	\$36,143,545.77
Total Cash & Investments	\$10,097,356.83	\$4,687,672.12	\$3,202,055.35	\$4,625,902.28	\$752,979.33	\$6,644,954.98	\$15,255,082.38	\$2,445,512.44	\$1,623,310.93	\$49,334,826.64	\$669,227.03	\$50,004,053.67

	Education	Oper/ Maint.	Debt Service *	Transportation	IMRF/ Soc Sec	Capital **	Working Cash	Tort	Life Safety	Total
Checking	\$113,643	\$231,172	\$1,305,501	\$1,407,494	\$309,638	\$90,756	\$632,380	\$234,749	(\$2,709,846)	\$ 1,615,486
Food Service Account	\$730,240	\$0	\$0	\$0	\$0	\$0	\$0	\$0	\$0	\$ 730,240
Imprest	\$13,764	\$100	\$0	\$16,184	\$0	\$0	\$0	\$0	\$0	\$ 30,048
Insurance Account	\$1,376,203	\$205,125	\$0	\$74,137	\$0	\$0	\$0	(\$23,924)	\$0	\$ 1,631,542
PMA Cash Account	\$248,237	\$1,611,330	(\$800,082)	\$1,945,811	(\$185,658)	\$0	\$1,612,502	\$1,633,395	\$627,416	\$ 6,692,950
IPTIP	\$1,435,702	\$902,849	\$0	\$0	\$358,742	\$0	\$192,530	\$0	\$0	\$ 2,889,824
Total Cash accounts	\$3,917,789	\$2,950,576	\$505,419	\$3,443,626	\$482,723	\$90,756	\$2,437,412	\$1,844,220	(\$2,082,430)	\$ 13,590,090
Total Investments	\$6,179,568	\$1,737,096	\$2,696,637	\$1,182,276	\$270,257	\$6,554,199	\$12,817,671	\$601,293	\$3,705,741	\$ 35,744,737
Total Cash & Investme	\$10,097,357	\$4,687,672	\$3,202,055	\$4,625,902	\$752,979	\$6,644,955	\$15,255,082	\$2,445,512	\$1,623,311	\$ 49,334,827



	Education	Oper/ Maint.	Debt Service *	Transportatio n	IMRF/ Soc Sec	Capital **	Working Cash	Tort	Life Safety	Total
Checking	\$113,643	\$231,172	\$1,305,501	\$1,407,494	\$309,638	\$90,756	\$632,380	\$234,749	(\$2,709,846)	\$ 1,615,486
Food Service Account	\$730,240									\$ 730,240
Imprest	\$13,764	\$100	\$0	\$16,184	\$0	\$0	\$0	\$0	\$0	\$ 30,048
Insurance Account	\$1,376,203									\$ 1,376,203
PMA Cash Account	\$248,237	\$1,611,330	(\$800,082)	\$1,945,811	(\$185,658)	\$0	\$1,612,502	\$1,633,395	\$627,416	\$ 6,692,950
IPTIP	\$1,435,702	\$902,849	\$0	\$0	\$358,742	\$0	\$192,530	\$0	\$0	\$ 2,889,824
Total Cash accounts	\$3,917,789	\$2,745,451	\$505,419	\$3,369,489	\$482,723	\$90,756	\$2,437,412	\$1,868,144	(\$2,082,430)	\$ 13,334,751
Total Investments	\$6,179,568	\$1,737,096	\$2,696,637	\$1,182,276	\$270,257	\$6,554,199	\$12,817,671	\$601,293	\$3,705,741	\$ 35,744,737
Total Cash & Investmer	\$10,097,357	\$4,482,547	\$3,202,055	\$4,551,765	\$752,979	\$6,644,955	\$15,255,082	\$2,469,436	\$1,623,311	\$ 49,079,488
Percent invested	61%	39%	84%	26%	36%	99%	84%	24%	228%	73%

Graph Data



Expenditure Report

Fiscal Year: 2020-2021
Month: April

COUNTY OF GRUNDY SCHOOL DIST 111

Fund Description	Account Number	Revised Budget	MTD Activity	Encumbrance	Pending Activity	Available Funds	Year to Date Activity	Percent of Budget Used
Education Fund	10 E 1113 4900 00 000 499801	0.00	0.00	0.00	0.00	0.00	0.00	0.00
Education Fund	10 E 1113 7000 00 000 499801	0.00	0.00	0.00	3,996.00	-3,996.00	0.00	0.00
Education Fund	10 E 1130 1000 00 000 000000	71,738.00	6,741.25	0.00	0.00	24,947.17	46,790.83	65.22
Education Fund	10 E 1130 1100 00 300 000000	0.00	0.00	0.00	0.00	0.00	0.00	0.00
Education Fund	10 E 1130 1100 00 300 000001	7,000.00	0.00	0.00	0.00	7,000.00	0.00	0.00
Education Fund	10 E 1130 1100 00 300 000002	0.00	0.00	0.00	0.00	0.00	0.00	0.00
Education Fund	10 E 1130 1100 02 300 000000	180,512.00	15,042.68	0.00	0.00	30,823.61	149,688.39	82.92
Education Fund	10 E 1130 1100 05 300 000000	1,525,409.00	127,561.86	0.00	0.00	254,277.40	1,271,131.60	83.33
Education Fund	10 E 1130 1100 06 300 000000	761,586.00	63,565.58	0.00	0.00	138,085.09	623,500.91	81.87
Education Fund	10 E 1130 1100 11 300 000000	1,413,807.00	117,817.30	0.00	0.00	247,774.81	1,166,032.19	82.47
Education Fund	10 E 1130 1100 12 300 000000	281,815.00	23,599.66	0.00	0.00	48,077.02	233,737.98	82.94
Education Fund	10 E 1130 1100 13 300 000000	1,345,048.00	110,358.36	0.00	0.00	233,732.85	1,111,315.15	82.62
Education Fund	10 E 1130 1100 15 300 000000	1,259,428.00	105,102.42	0.00	0.00	213,119.16	1,046,308.84	83.08
Education Fund	10 E 1130 1100 21 300 000000	0.00	0.00	0.00	0.00	0.00	0.00	0.00
Education Fund	10 E 1130 1100 21 300 000001	0.00	0.00	0.00	0.00	0.00	0.00	56 0.00
Education Fund	10 E 1130 1100 27 300 000000	658,685.00	54,890.46	0.00	0.00	104,114.37	554,570.63	84.19
Education Fund	10 E 1130 1100 50 300 000000	1,109,505.00	92,483.78	0.00	0.00	189,259.10	920,245.90	82.94
Education Fund	10 E 1130 1120 00 300 000000	96,967.00	8,079.72	0.00	0.00	12,681.06	84,285.94	86.92
Education Fund	10 E 1130 1120 00 300 000001	193,923.00	16,829.03	0.00	0.00	30,337.91	163,585.09	84.36
Education Fund	10 E 1130 1200 00 300 000000	0.00	0.00	0.00	0.00	0.00	0.00	0.00
Education Fund	10 E 1130 1200 00 300 000001	225,000.00	34,711.17	0.00	0.00	1,811.72	223,188.28	99.19
Education Fund	10 E 1130 1200 00 300 000002	15,250.00	5,497.51	0.00	0.00	6,757.47	8,492.53	55.69
Education Fund	10 E 1130 1200 00 300 000003	9,515.00	0.00	0.00	0.00	1,893.10	7,621.90	80.10
Education Fund	10 E 1130 1200 00 300 000004	139,076.00	0.00	0.00	0.00	-0.09	139,076.09	100.00
Education Fund	10 E 1130 1200 00 300 000005	13,000.00	0.00	0.00	0.00	12,594.11	405.89	3.12
Education Fund	10 E 1130 1300 00 300 000000	4,000.00	0.00	0.00	0.00	4,000.00	0.00	0.00
Education Fund	10 E 1130 2110 00 000 000000	12,242.00	0.00	0.00	0.00	12,242.00	0.00	0.00
Education Fund	10 E 1130 2110 00 300 000000	69,369.62	1,020.26	0.00	0.00	60,646.43	8,723.19	12.57
Education Fund	10 E 1130 2110 00 300 000001	22,096.00	5,676.43	0.00	0.00	-20,618.33	42,714.33	193.31
Education Fund	10 E 1130 2110 00 300 000002	1,920.00	694.11	0.00	0.00	-162.31	2,082.31	108.45
Education Fund	10 E 1130 2110 00 300 000003	0.00	0.00	0.00	0.00	-518.24	518.24	0.00
Education Fund	10 E 1130 2110 00 300 000005	0.00	0.00	0.00	0.00	-12,768.55	12,768.55	0.00
Education Fund	10 E 1130 2110 01 300 000000	0.00	0.00	0.00	0.00	0.00	0.00	0.00

Expenditure Report

Fiscal Year: 2020-2021
Month: April

COUNTY OF GRUNDY SCHOOL DIST 111

Fund Description	Account Number	Revised Budget	MTD Activity	Encumbrance	Pending Activity	Available Funds	Year to Date Activity	Percent of Budget Used
Education Fund	10 E 1130 2110 02 300 000000	22,792.00	1,899.34	0.00	0.00	5,949.76	16,842.24	73.90
Education Fund	10 E 1130 2110 05 300 000000	192,604.00	16,106.46	0.00	0.00	50,911.26	141,692.74	73.57
Education Fund	10 E 1130 2110 06 300 000000	96,160.00	8,026.03	0.00	0.00	25,478.07	70,681.93	73.50
Education Fund	10 E 1130 2110 11 300 000000	178,512.00	14,875.99	0.00	0.00	47,169.67	131,342.33	73.58
Education Fund	10 E 1130 2110 12 300 000000	35,583.00	2,979.78	0.00	0.00	9,257.58	26,325.42	73.98
Education Fund	10 E 1130 2110 13 300 000000	169,831.00	13,934.17	0.00	0.00	44,305.56	125,525.44	73.91
Education Fund	10 E 1130 2110 15 300 000000	159,020.00	13,270.63	0.00	0.00	41,669.86	117,350.14	73.80
Education Fund	10 E 1130 2110 21 300 000000	0.00	0.00	0.00	0.00	0.00	0.00	0.00
Education Fund	10 E 1130 2110 27 300 000000	84,977.00	7,081.46	0.00	0.00	20,765.37	64,211.63	75.56
Education Fund	10 E 1130 2110 50 300 000000	140,090.00	11,677.44	0.00	0.00	36,745.99	103,344.01	73.77
Education Fund	10 E 1130 2210 27 300 000000	0.00	0.00	0.00	0.00	0.00	0.00	0.00
Education Fund	10 E 1130 2220 00 000 000000	0.00	314,561.64	0.00	0.00	-2,525,935.97	2,525,935.97	0.00
Education Fund	10 E 1130 2220 00 300 000000	74,176.39	0.00	0.00	0.00	74,176.39	0.00	0.00
Education Fund	10 E 1130 2220 00 300 000001	0.00	175.62	0.00	0.00	-2,222.61	2,222.61	0.00
Education Fund	10 E 1130 2220 01 300 000000	0.00	0.00	0.00	0.00	0.00	0.00	57 0.00
Education Fund	10 E 1130 2220 02 300 000000	41,446.57	3,745.50	0.00	-4.52	5,381.48	36,069.61	87.03
Education Fund	10 E 1130 2220 05 300 000000	313,247.25	27,637.23	0.00	-80.53	38,260.20	275,067.58	87.81
Education Fund	10 E 1130 2220 06 300 000000	167,399.54	18,261.30	0.00	-43.72	-8,463.77	175,907.03	105.08
Education Fund	10 E 1130 2220 11 300 000000	306,056.62	29,536.02	0.00	-71.72	26,612.82	279,515.52	91.33
Education Fund	10 E 1130 2220 12 300 000000	49,101.22	4,682.30	0.00	-11.72	3,913.87	45,199.07	92.05
Education Fund	10 E 1130 2220 13 300 000000	276,268.64	26,564.73	0.00	-72.52	44,152.20	232,188.96	84.04
Education Fund	10 E 1130 2220 15 300 000000	219,457.67	20,149.16	0.00	-64.52	21,642.78	197,879.41	90.17
Education Fund	10 E 1130 2220 21 300 000000	0.00	0.00	0.00	0.00	-727.49	727.49	0.00
Education Fund	10 E 1130 2220 25 300 000000	0.00	0.00	0.00	0.00	0.00	0.00	0.00
Education Fund	10 E 1130 2220 27 300 000000	140,202.33	15,242.42	0.00	-49.00	7,115.41	133,135.92	94.96
Education Fund	10 E 1130 2220 50 300 000000	193,226.37	22,524.20	0.00	-68.52	2,728.58	190,566.31	98.62
Education Fund	10 E 1130 2230 00 000 000000	0.00	16,612.94	0.00	0.00	-145,451.92	145,451.92	0.00
Education Fund	10 E 1130 2230 02 300 000000	0.00	73.60	0.00	0.00	-294.40	294.40	0.00
Education Fund	10 E 1130 2230 05 300 000000	0.00	685.40	0.00	0.00	-2,741.60	2,741.60	0.00
Education Fund	10 E 1130 2230 06 300 000000	0.00	397.44	0.00	0.00	-1,589.76	1,589.76	0.00
Education Fund	10 E 1130 2230 11 300 000000	0.00	625.60	0.00	0.00	-2,502.40	2,502.40	0.00
Education Fund	10 E 1130 2230 12 300 000000	0.00	110.40	0.00	0.00	-441.60	441.60	0.00
Education Fund	10 E 1130 2230 13 300 000000	0.00	644.00	0.00	0.00	-2,594.40	2,594.40	0.00

Expenditure Report

Fiscal Year: 2020-2021
Month: April

COUNTY OF GRUNDY SCHOOL DIST 111

Fund Description	Account Number	Revised Budget	MTD Activity	Encumbrance	Pending Activity	Available Funds	Year to Date Activity	Percent of Budget Used
Education Fund	10 E 1130 2230 15 300 000000	0.00	529.00	0.00	0.00	-2,116.00	2,116.00	0.00
Education Fund	10 E 1130 2230 27 300 000000	0.00	660.50	0.00	0.00	-2,642.00	2,642.00	0.00
Education Fund	10 E 1130 2230 50 300 000000	0.00	441.60	0.00	0.00	-1,766.40	1,766.40	0.00
Education Fund	10 E 1130 2300 00 300 000000	70,000.00	13,960.00	0.00	0.00	24,586.88	45,413.12	64.88
Education Fund	10 E 1130 3000 06 300 000000	800.00	0.00	0.00	0.00	800.00	0.00	0.00
Education Fund	10 E 1130 3000 06 302 000000	0.00	0.00	0.00	0.00	0.00	0.00	0.00
Education Fund	10 E 1130 3000 12 300 000000	8,500.00	1,500.00	0.00	0.00	7,000.00	1,500.00	17.65
Education Fund	10 E 1130 3000 12 300 000001	10,000.00	699.00	0.00	847.00	5,012.35	4,140.65	41.41
Education Fund	10 E 1130 3000 12 300 000002	0.00	0.00	0.00	0.00	0.00	0.00	0.00
Education Fund	10 E 1130 3000 12 302 000000	0.00	0.00	0.00	0.00	0.00	0.00	0.00
Education Fund	10 E 1130 3000 12 302 000001	0.00	0.00	0.00	0.00	0.00	0.00	0.00
Education Fund	10 E 1130 3000 12 302 000002	0.00	0.00	0.00	0.00	0.00	0.00	0.00
Education Fund	10 E 1130 3000 21 300 000000	0.00	0.00	0.00	0.00	0.00	0.00	0.00
Education Fund	10 E 1130 3100 25 300 000000	0.00	0.00	0.00	0.00	0.00	0.00	0.00
Education Fund	10 E 1130 3100 25 300 000001	0.00	0.00	0.00	0.00	0.00	0.00	58 0.00
Education Fund	10 E 1130 3140 00 300 000000	0.00	0.00	0.00	0.00	0.00	0.00	0.00
Education Fund	10 E 1130 3140 00 300 000001	0.00	0.00	0.00	0.00	0.00	0.00	0.00
Education Fund	10 E 1130 3220 00 300 000000	0.00	0.00	0.00	0.00	0.00	0.00	0.00
Education Fund	10 E 1130 3230 02 300 000000	0.00	0.00	0.00	0.00	0.00	0.00	0.00
Education Fund	10 E 1130 3230 02 302 000000	0.00	0.00	0.00	0.00	0.00	0.00	0.00
Education Fund	10 E 1130 3230 05 300 000000	350.00	0.00	0.00	0.00	350.00	0.00	0.00
Education Fund	10 E 1130 3230 05 302 000000	0.00	0.00	0.00	0.00	0.00	0.00	0.00
Education Fund	10 E 1130 3230 12 300 000000	4,600.00	0.00	0.00	0.00	1,959.00	2,641.00	57.41
Education Fund	10 E 1130 3230 12 300 000001	2,200.00	215.00	0.00	170.00	1,560.00	470.00	21.36
Education Fund	10 E 1130 3230 12 300 000002	0.00	0.00	0.00	0.00	0.00	0.00	0.00
Education Fund	10 E 1130 3230 12 302 000000	0.00	0.00	0.00	0.00	0.00	0.00	0.00
Education Fund	10 E 1130 3230 12 302 000001	0.00	0.00	0.00	0.00	0.00	0.00	0.00
Education Fund	10 E 1130 3230 12 302 000002	0.00	0.00	0.00	0.00	0.00	0.00	0.00
Education Fund	10 E 1130 3230 13 300 000000	3,000.00	0.00	0.00	0.00	3,000.00	0.00	0.00
Education Fund	10 E 1130 3230 13 302 000000	0.00	0.00	0.00	0.00	0.00	0.00	0.00
Education Fund	10 E 1130 3230 15 300 000000	0.00	0.00	0.00	0.00	0.00	0.00	0.00
Education Fund	10 E 1130 3230 15 302 000000	0.00	0.00	0.00	0.00	0.00	0.00	0.00
Education Fund	10 E 1130 3230 50 300 000000	10,000.00	0.00	0.00	0.00	9,310.00	690.00	6.90

Expenditure Report

Fiscal Year: 2020-2021
Month: April

COUNTY OF GRUNDY SCHOOL DIST 111

Fund Description	Account Number	Revised Budget	MTD Activity	Encumbrance	Pending Activity	Available Funds	Year to Date Activity	Percent of Budget Used
Education Fund	10 E 1130 3230 50 300 000001	0.00	0.00	0.00	0.00	0.00	0.00	0.00
Education Fund	10 E 1130 3230 50 302 000000	0.00	0.00	0.00	0.00	0.00	0.00	0.00
Education Fund	10 E 1130 3320 00 300 000000	1,000.00	0.00	0.00	0.00	1,000.00	0.00	0.00
Education Fund	10 E 1130 3320 00 300 000001	0.00	0.00	0.00	0.00	0.00	0.00	0.00
Education Fund	10 E 1130 3800 00 300 000000	0.00	0.00	0.00	0.00	-5,979.00	5,979.00	0.00
Education Fund	10 E 1130 3800 00 300 000001	0.00	0.00	0.00	0.00	0.00	0.00	0.00
Education Fund	10 E 1130 3800 21 300 000000	0.00	0.00	0.00	0.00	0.00	0.00	0.00
Education Fund	10 E 1130 4000 00 300 000000	0.00	0.00	0.00	0.00	0.00	0.00	0.00
Education Fund	10 E 1130 4000 05 300 000000	0.00	0.00	0.00	0.00	0.00	0.00	0.00
Education Fund	10 E 1130 4000 11 300 000000	0.00	0.00	0.00	0.00	0.00	0.00	0.00
Education Fund	10 E 1130 4000 50 300 000000	8,150.00	3,035.00	0.00	0.00	1,115.00	7,035.00	86.32
Education Fund	10 E 1130 4000 50 302 000000	0.00	0.00	0.00	0.00	0.00	0.00	0.00
Education Fund	10 E 1130 4100 00 300 000000	20,000.00	0.00	0.00	0.00	7,726.95	12,273.05	61.37
Education Fund	10 E 1130 4100 00 300 000001	0.00	0.00	0.00	0.00	0.00	0.00	0.00
Education Fund	10 E 1130 4100 00 300 000002	0.00	0.00	0.00	0.00	0.00	0.00	59 0.00
Education Fund	10 E 1130 4100 00 300 000003	0.00	0.00	0.00	0.00	0.00	0.00	0.00
Education Fund	10 E 1130 4100 00 300 000004	0.00	0.00	0.00	0.00	0.00	0.00	0.00
Education Fund	10 E 1130 4100 00 302 000000	0.00	0.00	0.00	0.00	0.00	0.00	0.00
Education Fund	10 E 1130 4100 02 300 000000	15,000.00	110.54	0.00	0.00	5,953.07	9,046.93	60.31
Education Fund	10 E 1130 4100 02 300 000001	3,150.00	0.00	0.00	0.00	230.00	2,920.00	92.70
Education Fund	10 E 1130 4100 02 302 000000	0.00	0.00	0.00	0.00	0.00	0.00	0.00
Education Fund	10 E 1130 4100 02 302 000001	0.00	0.00	0.00	0.00	0.00	0.00	0.00
Education Fund	10 E 1130 4100 05 300 000000	1,744.00	-1,647.00	1,649.97	0.00	1,697.11	-1,603.08	-91.92
Education Fund	10 E 1130 4100 05 300 000001	0.00	0.00	0.00	0.00	0.00	0.00	0.00
Education Fund	10 E 1130 4100 05 302 000000	0.00	0.00	0.00	0.00	0.00	0.00	0.00
Education Fund	10 E 1130 4100 05 302 000001	0.00	0.00	0.00	0.00	0.00	0.00	0.00
Education Fund	10 E 1130 4100 06 300 000000	4,000.00	0.00	0.00	0.00	1,635.97	2,364.03	59.10
Education Fund	10 E 1130 4100 06 300 000001	0.00	0.00	0.00	0.00	0.00	0.00	0.00
Education Fund	10 E 1130 4100 06 302 000000	0.00	0.00	0.00	0.00	0.00	0.00	0.00
Education Fund	10 E 1130 4100 06 302 000001	0.00	0.00	0.00	0.00	0.00	0.00	0.00
Education Fund	10 E 1130 4100 11 300 000000	2,200.00	452.18	179.84	0.00	1,505.84	514.32	23.38
Education Fund	10 E 1130 4100 11 300 000001	0.00	0.00	0.00	0.00	0.00	0.00	0.00
Education Fund	10 E 1130 4100 11 302 000000	0.00	0.00	0.00	0.00	0.00	0.00	0.00

Expenditure Report

Fiscal Year: 2020-2021
Month: April

COUNTY OF GRUNDY SCHOOL DIST 111

Fund Description	Account Number	Revised Budget	MTD Activity	Encumbrance	Pending Activity	Available Funds	Year to Date Activity	Percent of Budget Used
Education Fund	10 E 1130 4100 11 302 000001	0.00	0.00	0.00	0.00	0.00	0.00	0.00
Education Fund	10 E 1130 4100 12 300 000000	3,500.00	0.00	956.20	0.00	136.93	2,406.87	68.77
Education Fund	10 E 1130 4100 12 300 000001	3,500.00	427.93	434.74	0.00	1,018.20	2,047.06	58.49
Education Fund	10 E 1130 4100 12 300 000002	1,000.00	0.00	0.00	0.00	933.58	66.42	6.64
Education Fund	10 E 1130 4100 12 300 000003	0.00	0.00	0.00	0.00	0.00	0.00	0.00
Education Fund	10 E 1130 4100 12 302 000000	0.00	0.00	0.00	0.00	0.00	0.00	0.00
Education Fund	10 E 1130 4100 12 302 000001	8,590.00	0.00	0.00	0.00	1,026.25	7,563.75	88.05
Education Fund	10 E 1130 4100 12 302 000002	0.00	0.00	11.90	0.00	-69.98	58.08	0.00
Education Fund	10 E 1130 4100 12 302 000003	0.00	0.00	0.00	0.00	0.00	0.00	0.00
Education Fund	10 E 1130 4100 13 300 000000	23,000.00	1,878.20	0.00	0.00	15,885.24	7,114.76	30.93
Education Fund	10 E 1130 4100 13 300 000001	0.00	0.00	0.00	0.00	-120.00	120.00	0.00
Education Fund	10 E 1130 4100 13 302 000000	0.00	0.00	0.00	0.00	0.00	0.00	0.00
Education Fund	10 E 1130 4100 13 302 000001	0.00	0.00	0.00	0.00	0.00	0.00	0.00
Education Fund	10 E 1130 4100 15 300 000000	5,000.00	162.51	0.00	-61.97	4,066.96	995.01	19.90
Education Fund	10 E 1130 4100 15 300 000001	0.00	0.00	0.00	0.00	0.00	0.00	60 0.00
Education Fund	10 E 1130 4100 15 302 000000	0.00	0.00	0.00	0.00	0.00	0.00	0.00
Education Fund	10 E 1130 4100 15 302 000001	0.00	0.00	0.00	0.00	0.00	0.00	0.00
Education Fund	10 E 1130 4100 21 300 000000	0.00	0.00	0.00	0.00	0.00	0.00	0.00
Education Fund	10 E 1130 4100 50 300 000000	30,000.00	9,016.07	2,819.42	1,008.21	8,885.27	17,287.10	57.62
Education Fund	10 E 1130 4100 50 300 000001	500.00	0.00	0.00	0.00	500.00	0.00	0.00
Education Fund	10 E 1130 4100 50 302 000000	0.00	0.00	0.00	0.00	0.00	0.00	0.00
Education Fund	10 E 1130 4100 50 302 000001	0.00	0.00	0.00	0.00	0.00	0.00	0.00
Education Fund	10 E 1130 4200 00 300 000000	0.00	0.00	12,213.99	0.00	-12,213.99	0.00	0.00
Education Fund	10 E 1130 4200 00 302 000000	0.00	0.00	0.00	0.00	0.00	0.00	0.00
Education Fund	10 E 1130 4200 02 300 000000	0.00	0.00	0.00	0.00	0.00	0.00	0.00
Education Fund	10 E 1130 4200 02 302 000000	0.00	0.00	0.00	0.00	0.00	0.00	0.00
Education Fund	10 E 1130 4200 05 300 000000	10,500.00	0.00	206.36	-369.75	4,552.77	6,110.62	58.20
Education Fund	10 E 1130 4200 05 302 000000	0.00	0.00	0.00	0.00	-509.70	509.70	0.00
Education Fund	10 E 1130 4200 06 300 000000	11,104.00	0.00	0.00	0.00	-1,019.42	12,123.42	109.18
Education Fund	10 E 1130 4200 06 302 000000	0.00	0.00	0.00	0.00	0.00	0.00	0.00
Education Fund	10 E 1130 4200 11 300 000000	135,000.00	0.00	0.00	0.00	124,863.60	10,136.40	7.51
Education Fund	10 E 1130 4200 11 302 000000	0.00	0.00	0.00	0.00	0.00	0.00	0.00
Education Fund	10 E 1130 4200 12 300 000000	0.00	0.00	0.00	0.00	0.00	0.00	0.00

Expenditure Report

Fiscal Year: 2020-2021
Month: April

COUNTY OF GRUNDY SCHOOL DIST 111

Fund Description	Account Number	Revised Budget	MTD Activity	Encumbrance	Pending Activity	Available Funds	Year to Date Activity	Percent of Budget Used
Education Fund	10 E 1130 4200 12 300 000001	1,200.00	0.00	0.00	0.00	854.20	345.80	28.82
Education Fund	10 E 1130 4200 12 300 000002	0.00	0.00	0.00	0.00	0.00	0.00	0.00
Education Fund	10 E 1130 4200 12 302 000000	0.00	0.00	0.00	0.00	0.00	0.00	0.00
Education Fund	10 E 1130 4200 12 302 000001	0.00	0.00	0.00	0.00	0.00	0.00	0.00
Education Fund	10 E 1130 4200 12 302 000002	0.00	0.00	0.00	0.00	0.00	0.00	0.00
Education Fund	10 E 1130 4200 13 300 000000	12,000.00	0.00	0.00	0.00	719.70	11,280.30	94.00
Education Fund	10 E 1130 4200 13 302 000000	0.00	0.00	0.00	0.00	0.00	0.00	0.00
Education Fund	10 E 1130 4200 15 300 000000	14,900.00	443.61	1,342.16	0.00	11,787.34	1,770.50	11.88
Education Fund	10 E 1130 4200 15 302 000000	0.00	0.00	0.00	0.00	0.00	0.00	0.00
Education Fund	10 E 1130 4200 21 300 000000	0.00	0.00	0.00	0.00	0.00	0.00	0.00
Education Fund	10 E 1130 4200 50 300 000000	0.00	0.00	0.00	0.00	0.00	0.00	0.00
Education Fund	10 E 1130 4200 50 302 000000	0.00	0.00	0.00	0.00	0.00	0.00	0.00
Education Fund	10 E 1130 4400 02 300 000000	0.00	0.00	0.00	0.00	0.00	0.00	0.00
Education Fund	10 E 1130 4400 02 302 000000	0.00	0.00	0.00	0.00	0.00	0.00	0.00
Education Fund	10 E 1130 4400 05 300 000000	700.00	0.00	0.00	0.00	700.00	0.00	61 0.00
Education Fund	10 E 1130 4400 05 302 000000	0.00	0.00	0.00	0.00	0.00	0.00	0.00
Education Fund	10 E 1130 4400 15 300 000000	0.00	0.00	0.00	0.00	0.00	0.00	0.00
Education Fund	10 E 1130 4400 15 302 000000	0.00	0.00	0.00	0.00	0.00	0.00	0.00
Education Fund	10 E 1130 4400 50 300 000000	0.00	0.00	0.00	0.00	0.00	0.00	0.00
Education Fund	10 E 1130 4400 50 302 000000	0.00	0.00	0.00	0.00	0.00	0.00	0.00
Education Fund	10 E 1130 4700 02 300 000000	0.00	0.00	0.00	0.00	0.00	0.00	0.00
Education Fund	10 E 1130 4700 02 302 000000	0.00	0.00	0.00	0.00	0.00	0.00	0.00
Education Fund	10 E 1130 4700 05 300 000000	0.00	0.00	0.00	0.00	0.00	0.00	0.00
Education Fund	10 E 1130 4700 05 302 000000	0.00	0.00	0.00	0.00	0.00	0.00	0.00
Education Fund	10 E 1130 4700 06 300 000000	0.00	0.00	0.00	0.00	0.00	0.00	0.00
Education Fund	10 E 1130 4700 06 302 000000	0.00	0.00	0.00	0.00	0.00	0.00	0.00
Education Fund	10 E 1130 4700 11 300 000000	0.00	0.00	0.00	0.00	0.00	0.00	0.00
Education Fund	10 E 1130 4700 11 302 000000	0.00	0.00	0.00	0.00	0.00	0.00	0.00
Education Fund	10 E 1130 4700 12 300 000000	0.00	0.00	0.00	0.00	0.00	0.00	0.00
Education Fund	10 E 1130 4700 12 300 000001	0.00	0.00	0.00	0.00	0.00	0.00	0.00
Education Fund	10 E 1130 4700 12 300 000002	0.00	0.00	0.00	0.00	0.00	0.00	0.00
Education Fund	10 E 1130 4700 12 302 000000	0.00	0.00	7,034.80	0.00	-7,034.80	0.00	0.00
Education Fund	10 E 1130 4700 12 302 000001	0.00	0.00	0.00	0.00	0.00	0.00	0.00

Expenditure Report

Fiscal Year: 2020-2021
Month: April

COUNTY OF GRUNDY SCHOOL DIST 111

Fund Description	Account Number	Revised Budget	MTD Activity	Encumbrance	Pending Activity	Available Funds	Year to Date Activity	Percent of Budget Used
Education Fund	10 E 1130 4700 12 302 000002	0.00	0.00	0.00	0.00	0.00	0.00	0.00
Education Fund	10 E 1130 4700 13 300 000000	6,700.00	0.00	0.00	0.00	50.00	6,650.00	99.25
Education Fund	10 E 1130 4700 13 302 000000	0.00	0.00	0.00	0.00	0.00	0.00	0.00
Education Fund	10 E 1130 4700 15 300 000000	0.00	0.00	0.00	0.00	0.00	0.00	0.00
Education Fund	10 E 1130 4700 15 302 000000	0.00	0.00	0.00	0.00	0.00	0.00	0.00
Education Fund	10 E 1130 4700 21 300 000000	0.00	0.00	0.00	0.00	0.00	0.00	0.00
Education Fund	10 E 1130 4700 50 300 000000	0.00	0.00	0.00	0.00	0.00	0.00	0.00
Education Fund	10 E 1130 4700 50 302 000000	0.00	0.00	0.00	0.00	0.00	0.00	0.00
Education Fund	10 E 1130 5400 02 300 000000	0.00	0.00	0.00	0.00	0.00	0.00	0.00
Education Fund	10 E 1130 5400 02 302 000000	0.00	0.00	0.00	0.00	0.00	0.00	0.00
Education Fund	10 E 1130 5400 05 300 000000	0.00	0.00	0.00	0.00	0.00	0.00	0.00
Education Fund	10 E 1130 5400 05 302 000000	0.00	0.00	0.00	0.00	0.00	0.00	0.00
Education Fund	10 E 1130 5400 06 300 000000	0.00	0.00	0.00	0.00	0.00	0.00	0.00
Education Fund	10 E 1130 5400 06 302 000000	0.00	0.00	0.00	0.00	0.00	0.00	0.00
Education Fund	10 E 1130 5400 11 300 000000	0.00	0.00	0.00	0.00	0.00	0.00	62 0.00
Education Fund	10 E 1130 5400 11 302 000000	0.00	0.00	0.00	0.00	0.00	0.00	0.00
Education Fund	10 E 1130 5400 12 300 000000	21,000.00	896.56	1,562.25	0.00	5,911.30	13,526.45	64.41
Education Fund	10 E 1130 5400 12 300 000001	2,900.00	0.00	0.00	0.00	2,900.00	0.00	0.00
Education Fund	10 E 1130 5400 12 300 000002	0.00	0.00	0.00	0.00	0.00	0.00	0.00
Education Fund	10 E 1130 5400 12 302 000000	0.00	0.00	0.00	0.00	0.00	0.00	0.00
Education Fund	10 E 1130 5400 12 302 000001	0.00	0.00	0.00	0.00	0.00	0.00	0.00
Education Fund	10 E 1130 5400 12 302 000002	0.00	0.00	0.00	0.00	0.00	0.00	0.00
Education Fund	10 E 1130 5400 13 300 000000	0.00	0.00	0.00	0.00	0.00	0.00	0.00
Education Fund	10 E 1130 5400 13 302 000000	0.00	0.00	0.00	0.00	0.00	0.00	0.00
Education Fund	10 E 1130 5400 15 300 000000	0.00	0.00	0.00	0.00	0.00	0.00	0.00
Education Fund	10 E 1130 5400 15 302 000000	0.00	0.00	0.00	0.00	0.00	0.00	0.00
Education Fund	10 E 1130 5400 21 300 000000	0.00	0.00	0.00	0.00	0.00	0.00	0.00
Education Fund	10 E 1130 5400 50 300 000000	0.00	0.00	0.00	0.00	0.00	0.00	0.00
Education Fund	10 E 1130 5400 50 302 000000	0.00	0.00	0.00	0.00	0.00	0.00	0.00
Education Fund	10 E 1130 5600 21 300 000000	0.00	0.00	0.00	0.00	0.00	0.00	0.00
Education Fund	10 E 1130 6400 00 300 000000	0.00	0.00	0.00	0.00	0.00	0.00	0.00
Education Fund	10 E 1130 6400 02 300 000000	0.00	0.00	0.00	0.00	0.00	0.00	0.00
Education Fund	10 E 1130 6400 05 300 000000	0.00	0.00	0.00	-5.00	-144.89	149.89	0.00

Expenditure Report

Fiscal Year: 2020-2021
Month: April

COUNTY OF GRUNDY SCHOOL DIST 111

Fund Description	Account Number	Revised Budget	MTD Activity	Encumbrance	Pending Activity	Available Funds	Year to Date Activity	Percent of Budget Used
Education Fund	10 E 1130 6400 05 302 000000	0.00	0.00	0.00	0.00	0.00	0.00	0.00
Education Fund	10 E 1130 6400 06 300 000000	0.00	0.00	0.00	0.00	0.00	0.00	0.00
Education Fund	10 E 1130 6400 06 302 000000	0.00	0.00	0.00	0.00	0.00	0.00	0.00
Education Fund	10 E 1130 6400 11 300 000000	0.00	0.00	0.00	0.00	0.00	0.00	0.00
Education Fund	10 E 1130 6400 11 302 000000	0.00	0.00	0.00	0.00	0.00	0.00	0.00
Education Fund	10 E 1130 6400 12 300 000000	1,500.00	0.00	0.00	0.00	1,500.00	0.00	0.00
Education Fund	10 E 1130 6400 12 300 000001	750.00	0.00	0.00	0.00	750.00	0.00	0.00
Education Fund	10 E 1130 6400 12 300 000002	0.00	0.00	0.00	0.00	0.00	0.00	0.00
Education Fund	10 E 1130 6400 12 300 000003	5,485.00	200.00	1,440.00	0.00	3,395.00	650.00	11.85
Education Fund	10 E 1130 6400 12 300 000004	1,500.00	0.00	0.00	0.00	815.00	685.00	45.67
Education Fund	10 E 1130 6400 12 300 000005	2,100.00	0.00	0.00	0.00	2,100.00	0.00	0.00
Education Fund	10 E 1130 6400 12 302 000000	0.00	0.00	0.00	0.00	0.00	0.00	0.00
Education Fund	10 E 1130 6400 12 302 000001	0.00	0.00	0.00	0.00	0.00	0.00	0.00
Education Fund	10 E 1130 6400 12 302 000002	0.00	0.00	0.00	0.00	0.00	0.00	0.00
Education Fund	10 E 1130 6400 12 302 000003	0.00	0.00	0.00	0.00	0.00	0.00	63 0.00
Education Fund	10 E 1130 6400 12 302 000004	0.00	0.00	0.00	0.00	0.00	0.00	0.00
Education Fund	10 E 1130 6400 12 302 000005	0.00	0.00	0.00	0.00	0.00	0.00	0.00
Education Fund	10 E 1130 6400 13 300 000000	750.00	0.00	0.00	0.00	750.00	0.00	0.00
Education Fund	10 E 1130 6400 13 300 000001	0.00	0.00	0.00	0.00	0.00	0.00	0.00
Education Fund	10 E 1130 6400 13 302 000000	0.00	0.00	0.00	0.00	0.00	0.00	0.00
Education Fund	10 E 1130 6400 15 300 000000	0.00	0.00	0.00	0.00	0.00	0.00	0.00
Education Fund	10 E 1130 6400 15 302 000000	0.00	0.00	0.00	0.00	0.00	0.00	0.00
Education Fund	10 E 1130 6400 21 300 000000	0.00	0.00	0.00	0.00	0.00	0.00	0.00
Education Fund	10 E 1130 6400 50 300 000000	0.00	0.00	0.00	0.00	0.00	0.00	0.00
Education Fund	10 E 1130 6400 50 302 000000	0.00	0.00	0.00	0.00	0.00	0.00	0.00
Education Fund	10 E 1130 6700 00 300 000000	0.00	0.00	0.00	0.00	0.00	0.00	0.00
Education Fund	10 E 1130 6900 00 300 000000	5,000.00	0.00	0.00	0.00	5,000.00	0.00	0.00
Education Fund	10 E 1200 1100 00 300 000000	1,116,819.00	93,276.42	0.00	0.00	196,374.29	920,444.71	82.42
Education Fund	10 E 1200 1100 00 300 000001	80,000.00	0.00	0.00	0.00	80,000.00	0.00	0.00
Education Fund	10 E 1200 1100 00 300 000002	114,216.00	9,518.00	0.00	0.00	20,912.80	93,303.20	81.69
Education Fund	10 E 1200 1100 00 300 000003	36,114.00	3,009.50	0.00	0.00	6,019.00	30,095.00	83.33
Education Fund	10 E 1200 1100 00 300 000004	0.00	0.00	0.00	0.00	0.00	0.00	0.00
Education Fund	10 E 1200 2110 00 300 000000	141,014.00	11,777.62	0.00	0.00	37,128.91	103,885.09	73.67

Expenditure Report

Fiscal Year: 2020-2021
Month: April

COUNTY OF GRUNDY SCHOOL DIST 111

Fund Description	Account Number	Revised Budget	MTD Activity	Encumbrance	Pending Activity	Available Funds	Year to Date Activity	Percent of Budget Used
Education Fund	10 E 1200 2220 00 300 000000	283,025.90	24,780.22	0.00	-72.52	42,918.38	240,180.04	84.86
Education Fund	10 E 1200 2220 00 300 000001	0.00	0.00	0.00	0.00	0.00	0.00	0.00
Education Fund	10 E 1200 2220 00 300 000002	0.00	733.62	0.00	0.00	-6,984.12	6,984.12	0.00
Education Fund	10 E 1200 2220 00 300 000003	0.00	710.00	0.00	0.00	-6,687.20	6,687.20	0.00
Education Fund	10 E 1200 2220 00 302 000000	0.00	0.00	0.00	-0.52	-274.10	274.62	0.00
Education Fund	10 E 1200 2230 00 300 000000	0.00	662.40	0.00	0.00	-2,649.60	2,649.60	0.00
Education Fund	10 E 1200 2230 00 300 000003	0.00	36.80	0.00	0.00	-147.20	147.20	0.00
Education Fund	10 E 1200 3000 00 300 000000	27,000.00	52.99	0.00	0.00	23,475.24	3,524.76	13.05
Education Fund	10 E 1200 3000 00 300 000001	6,300.00	0.00	0.00	0.00	3,250.47	3,049.53	48.41
Education Fund	10 E 1200 3000 00 300 000002	0.00	0.00	0.00	0.00	0.00	0.00	0.00
Education Fund	10 E 1200 3000 00 300 000003	184,853.00	0.00	0.00	0.00	184,853.00	0.00	0.00
Education Fund	10 E 1200 4100 00 300 000000	3,500.00	0.00	0.00	0.00	3,305.67	194.33	5.55
Education Fund	10 E 1200 4100 00 300 000001	2,600.00	0.00	0.00	0.00	2,600.00	0.00	0.00
Education Fund	10 E 1200 4100 00 300 000002	2,713.00	274.73	0.00	0.00	1,759.61	953.39	35.14
Education Fund	10 E 1200 4200 00 300 000000	150.00	0.00	0.00	0.00	150.00	0.00	64 0.00
Education Fund	10 E 1200 4700 00 300 000000	0.00	0.00	0.00	0.00	0.00	0.00	0.00
Education Fund	10 E 1200 5000 00 300 000000	9,500.00	0.00	0.00	8,359.20	-325.09	1,465.89	15.43
Education Fund	10 E 1200 6400 00 000 000000	1,800.00	0.00	0.00	0.00	1,800.00	0.00	0.00
Education Fund	10 E 1200 6400 00 300 000000	0.00	0.00	0.00	0.00	0.00	0.00	0.00
Education Fund	10 E 1200 6700 00 300 000000	0.00	0.00	0.00	0.00	0.00	0.00	0.00
Education Fund	10 E 1200 6700 00 300 000001	0.00	0.00	0.00	0.00	0.00	0.00	0.00
Education Fund	10 E 1200 6700 00 300 000002	0.00	0.00	0.00	0.00	-35,614.16	35,614.16	0.00
Education Fund	10 E 1250 2110 00 300 000000	0.00	0.00	0.00	0.00	0.00	0.00	0.00
Education Fund	10 E 1250 3000 00 300 000000	0.00	0.00	0.00	0.00	-13,875.00	13,875.00	0.00
Education Fund	10 E 1250 3000 00 300 000001	0.00	0.00	0.00	0.00	0.00	0.00	0.00
Education Fund	10 E 1250 6700 00 300 000000	0.00	0.00	0.00	0.00	0.00	0.00	0.00
Education Fund	10 E 1250 6700 00 300 000001	0.00	0.00	0.00	0.00	0.00	0.00	0.00
Education Fund	10 E 1250 6700 00 300 000002	0.00	0.00	0.00	0.00	0.00	0.00	0.00
Education Fund	10 E 1400 1100 00 300 000000	231,232.00	19,319.34	0.00	0.00	37,082.08	194,149.92	83.96
Education Fund	10 E 1400 1100 10 300 000000	174,125.00	14,535.42	0.00	0.00	36,169.99	137,955.01	79.23
Education Fund	10 E 1400 2110 00 300 000000	21,985.00	2,439.34	0.00	0.00	240.31	21,744.69	98.91
Education Fund	10 E 1400 2110 10 300 000000	28,190.00	1,835.30	0.00	0.00	12,161.46	16,028.54	56.86
Education Fund	10 E 1400 2110 11 300 000000	0.00	0.00	0.00	0.00	0.00	0.00	0.00

Expenditure Report

Fiscal Year: 2020-2021
Month: April

COUNTY OF GRUNDY SCHOOL DIST 111

Fund Description	Account Number	Revised Budget	MTD Activity	Encumbrance	Pending Activity	Available Funds	Year to Date Activity	Percent of Budget Used
Education Fund	10 E 1400 2220 00 300 000000	51,275.47	4,520.20	0.00	0.00	8,459.08	42,816.39	83.50
Education Fund	10 E 1400 2220 10 300 000000	48,357.24	5,260.04	0.00	-8.52	-2,203.23	50,568.99	104.57
Education Fund	10 E 1400 2230 00 300 000000	0.00	110.40	0.00	0.00	-441.60	441.60	0.00
Education Fund	10 E 1400 2230 10 300 000000	0.00	110.40	0.00	0.00	-441.60	441.60	0.00
Education Fund	10 E 1400 3230 10 300 000000	25,000.00	0.00	0.00	0.00	24,870.17	129.83	0.52
Education Fund	10 E 1400 3230 10 302 000000	0.00	0.00	0.00	0.00	0.00	0.00	0.00
Education Fund	10 E 1400 4000 00 300 320000	0.00	0.00	0.00	0.00	0.00	0.00	0.00
Education Fund	10 E 1400 4100 00 300 000000	0.00	0.00	0.00	0.00	0.00	0.00	0.00
Education Fund	10 E 1400 4100 10 300 000000	0.00	0.00	0.00	0.00	0.00	0.00	0.00
Education Fund	10 E 1400 4100 10 300 000001	68,412.00	3,133.09	8,059.75	438.06	9,742.65	50,171.54	73.34
Education Fund	10 E 1400 4100 10 300 000002	0.00	0.00	0.00	0.00	0.00	0.00	0.00
Education Fund	10 E 1400 4100 10 302 000000	0.00	0.00	0.00	0.00	0.00	0.00	0.00
Education Fund	10 E 1400 4100 10 302 000001	0.00	0.00	0.00	0.00	0.00	0.00	0.00
Education Fund	10 E 1400 4200 10 300 000000	0.00	0.00	0.00	0.00	0.00	0.00	0.00
Education Fund	10 E 1400 4200 10 302 000000	0.00	0.00	0.00	0.00	0.00	0.00	65 0.00
Education Fund	10 E 1400 4700 10 300 000000	0.00	0.00	0.00	0.00	0.00	0.00	0.00
Education Fund	10 E 1400 4700 10 302 000000	0.00	0.00	0.00	0.00	0.00	0.00	0.00
Education Fund	10 E 1400 5400 10 300 000000	0.00	0.00	0.00	0.00	0.00	0.00	0.00
Education Fund	10 E 1400 5400 10 302 000000	0.00	0.00	0.00	0.00	0.00	0.00	0.00
Education Fund	10 E 1400 6400 10 300 000000	3,200.00	0.00	0.00	0.00	0.00	3,200.00	100.00
Education Fund	10 E 1400 6400 10 302 000000	0.00	0.00	0.00	0.00	0.00	0.00	0.00
Education Fund	10 E 1400 6700 00 300 000000	0.00	0.00	0.00	0.00	0.00	0.00	0.00
Education Fund	10 E 1401 1100 01 300 000000	214,851.00	18,630.56	0.00	0.00	29,634.60	185,216.40	86.21
Education Fund	10 E 1401 2110 01 300 000000	27,170.44	2,352.40	0.00	0.00	6,376.09	20,794.35	76.53
Education Fund	10 E 1401 2220 01 300 000000	31,788.60	2,963.70	0.00	-4.52	3,162.45	28,630.67	90.07
Education Fund	10 E 1401 2230 01 300 000000	0.00	73.60	0.00	0.00	-294.40	294.40	0.00
Education Fund	10 E 1401 3000 01 300 000000	1,500.00	0.00	0.00	0.00	1,500.00	0.00	0.00
Education Fund	10 E 1401 3000 01 302 000000	0.00	0.00	0.00	0.00	0.00	0.00	0.00
Education Fund	10 E 1401 3900 01 300 000000	0.00	0.00	0.00	0.00	0.00	0.00	0.00
Education Fund	10 E 1401 4000 01 300 000000	0.00	0.00	0.00	0.00	0.00	0.00	0.00
Education Fund	10 E 1401 4100 01 300 000000	17,000.00	855.76	7,500.00	0.00	2,993.39	6,506.61	38.27
Education Fund	10 E 1401 4100 01 300 000001	0.00	0.00	0.00	0.00	0.00	0.00	0.00
Education Fund	10 E 1401 4100 01 302 000000	0.00	0.00	0.00	0.00	0.00	0.00	0.00

Expenditure Report

Fiscal Year: 2020-2021
Month: April

COUNTY OF GRUNDY SCHOOL DIST 111

Fund Description	Account Number	Revised Budget	MTD Activity	Encumbrance	Pending Activity	Available Funds	Year to Date Activity	Percent of Budget Used
Education Fund	10 E 1401 4100 01 302 000001	0.00	0.00	0.00	0.00	0.00	0.00	0.00
Education Fund	10 E 1401 4200 01 300 000000	0.00	0.00	0.00	0.00	0.00	0.00	0.00
Education Fund	10 E 1401 4200 01 302 000000	0.00	0.00	0.00	0.00	0.00	0.00	0.00
Education Fund	10 E 1401 4400 01 300 000000	0.00	0.00	0.00	0.00	0.00	0.00	0.00
Education Fund	10 E 1401 4400 01 302 000000	0.00	0.00	0.00	0.00	0.00	0.00	0.00
Education Fund	10 E 1401 4700 01 300 000000	0.00	0.00	0.00	0.00	0.00	0.00	0.00
Education Fund	10 E 1401 4700 01 302 000000	0.00	0.00	0.00	0.00	0.00	0.00	0.00
Education Fund	10 E 1401 5000 01 300 000000	0.00	0.00	0.00	0.00	0.00	0.00	0.00
Education Fund	10 E 1401 5400 01 300 000000	23,352.00	0.00	0.00	0.00	23,352.00	0.00	0.00
Education Fund	10 E 1401 5400 01 302 000000	0.00	0.00	0.00	0.00	0.00	0.00	0.00
Education Fund	10 E 1401 6400 01 300 000000	3,850.00	0.00	0.00	0.00	3,850.00	0.00	0.00
Education Fund	10 E 1401 6400 01 302 000000	0.00	0.00	0.00	0.00	0.00	0.00	0.00
Education Fund	10 E 1407 1100 03 300 000000	211,175.00	17,647.94	0.00	0.00	31,320.56	179,854.44	85.17
Education Fund	10 E 1407 2110 03 300 000000	26,638.00	2,228.27	0.00	0.00	6,736.86	19,901.14	74.71
Education Fund	10 E 1407 2220 03 300 000000	65,256.96	4,545.36	0.00	-12.52	21,015.48	44,254.00	66.781
Education Fund	10 E 1407 2230 03 300 000000	0.00	108.28	0.00	0.00	-433.12	433.12	0.00
Education Fund	10 E 1407 3000 03 300 000000	0.00	0.00	0.00	0.00	3,000.00	-3,000.00	0.00
Education Fund	10 E 1407 3000 03 300 000001	0.00	0.00	0.00	0.00	0.00	0.00	0.00
Education Fund	10 E 1407 3230 03 300 000000	0.00	0.00	0.00	0.00	0.00	0.00	0.00
Education Fund	10 E 1407 3230 03 302 000000	0.00	0.00	0.00	0.00	0.00	0.00	0.00
Education Fund	10 E 1407 4100 03 300 000000	3,500.00	0.00	0.00	0.00	3,500.00	0.00	0.00
Education Fund	10 E 1407 4100 03 300 000001	0.00	0.00	0.00	0.00	0.00	0.00	0.00
Education Fund	10 E 1407 4100 03 302 000000	0.00	0.00	0.00	0.00	0.00	0.00	0.00
Education Fund	10 E 1407 4100 03 302 000001	0.00	0.00	0.00	0.00	0.00	0.00	0.00
Education Fund	10 E 1407 4200 03 300 000000	0.00	0.00	0.00	0.00	0.00	0.00	0.00
Education Fund	10 E 1407 4200 03 302 000000	0.00	0.00	0.00	0.00	0.00	0.00	0.00
Education Fund	10 E 1407 4400 03 300 000000	0.00	0.00	0.00	0.00	0.00	0.00	0.00
Education Fund	10 E 1407 4400 03 302 000000	0.00	0.00	0.00	0.00	0.00	0.00	0.00
Education Fund	10 E 1407 4700 03 300 000000	13,275.00	0.00	0.00	0.00	2,180.00	11,095.00	83.58
Education Fund	10 E 1407 4700 03 302 000000	0.00	0.00	0.00	0.00	0.00	0.00	0.00
Education Fund	10 E 1407 5400 03 300 000000	0.00	0.00	0.00	0.00	0.00	0.00	0.00
Education Fund	10 E 1407 5400 03 302 000000	0.00	0.00	0.00	0.00	0.00	0.00	0.00
Education Fund	10 E 1407 6400 03 300 000000	315.00	0.00	0.00	0.00	315.00	0.00	0.00

Expenditure Report

Fiscal Year: 2020-2021
Month: April

COUNTY OF GRUNDY SCHOOL DIST 111

Fund Description	Account Number	Revised Budget	MTD Activity	Encumbrance	Pending Activity	Available Funds	Year to Date Activity	Percent of Budget Used
Education Fund	10 E 1407 6400 03 302 000000	0.00	0.00	0.00	0.00	0.00	0.00	0.00
Education Fund	10 E 1410 1100 00 300 000000	0.00	0.00	0.00	0.00	0.00	0.00	0.00
Education Fund	10 E 1410 2110 00 300 000000	0.00	0.00	0.00	0.00	0.00	0.00	0.00
Education Fund	10 E 1410 2220 00 300 000000	565.00	0.00	0.00	-0.52	290.89	274.63	48.61
Education Fund	10 E 1410 3000 00 300 000000	0.00	0.00	0.00	0.00	0.00	0.00	0.00
Education Fund	10 E 1410 3000 00 302 000000	0.00	0.00	0.00	0.00	0.00	0.00	0.00
Education Fund	10 E 1410 4000 00 300 000000	0.00	0.00	0.00	0.00	0.00	0.00	0.00
Education Fund	10 E 1410 4100 00 300 000000	500.00	0.00	0.00	0.00	500.00	0.00	0.00
Education Fund	10 E 1410 4100 00 300 000001	0.00	0.00	0.00	0.00	0.00	0.00	0.00
Education Fund	10 E 1410 4100 00 302 000000	0.00	0.00	0.00	0.00	0.00	0.00	0.00
Education Fund	10 E 1410 4100 00 302 000001	0.00	0.00	0.00	0.00	0.00	0.00	0.00
Education Fund	10 E 1410 4400 00 300 000000	0.00	0.00	0.00	0.00	0.00	0.00	0.00
Education Fund	10 E 1410 4400 00 302 000000	0.00	0.00	0.00	0.00	0.00	0.00	0.00
Education Fund	10 E 1410 4700 00 300 000000	0.00	0.00	0.00	0.00	0.00	0.00	0.00
Education Fund	10 E 1410 4700 00 302 000000	0.00	0.00	0.00	0.00	0.00	0.00	67 0.00
Education Fund	10 E 1410 5400 00 300 000000	3,500.00	0.00	0.00	0.00	3,707.57	-207.57	-5.93
Education Fund	10 E 1410 5400 00 302 000000	0.00	0.00	0.00	0.00	0.00	0.00	0.00
Education Fund	10 E 1410 6400 00 300 000000	0.00	0.00	0.00	0.00	0.00	0.00	0.00
Education Fund	10 E 1410 6400 00 302 000000	0.00	0.00	0.00	0.00	0.00	0.00	0.00
Education Fund	10 E 1411 1100 00 300 000000	79,441.00	6,620.08	0.00	0.00	13,629.41	65,811.59	82.84
Education Fund	10 E 1411 2110 00 300 000000	10,030.00	835.86	0.00	0.00	2,641.37	7,388.63	73.67
Education Fund	10 E 1411 2220 00 300 000000	17,819.56	2,333.02	0.00	0.00	-4,318.95	22,138.51	124.24
Education Fund	10 E 1411 2230 00 300 000000	0.00	34.12	0.00	0.00	-136.48	136.48	0.00
Education Fund	10 E 1411 3900 00 300 000000	0.00	0.00	0.00	0.00	0.00	0.00	0.00
Education Fund	10 E 1411 4100 00 300 000000	0.00	0.00	0.00	0.00	0.00	0.00	0.00
Education Fund	10 E 1411 5400 00 300 000000	0.00	0.00	0.00	0.00	0.00	0.00	0.00
Education Fund	10 E 1417 1000 00 300 000000	53,702.00	4,475.24	0.00	0.00	5,683.60	48,018.40	89.42
Education Fund	10 E 1417 2210 00 300 000000	592.58	0.00	0.00	-0.52	318.47	274.63	46.34
Education Fund	10 E 1417 2220 00 300 000000	25,874.47	2,333.02	0.00	0.00	3,735.96	22,138.51	85.56
Education Fund	10 E 1417 2230 00 300 000000	0.00	36.80	0.00	0.00	-147.20	147.20	0.00
Education Fund	10 E 1417 3320 00 300 000000	500.00	0.00	0.00	0.00	500.00	0.00	0.00
Education Fund	10 E 1417 3900 00 300 000000	35,000.00	0.00	0.00	0.00	24,500.00	10,500.00	30.00
Education Fund	10 E 1417 4100 00 300 000000	12,000.00	0.00	1,426.33	0.00	1,212.91	9,360.76	78.01

Expenditure Report

Fiscal Year: 2020-2021
Month: April

COUNTY OF GRUNDY SCHOOL DIST 111

Fund Description	Account Number	Revised Budget	MTD Activity	Encumbrance	Pending Activity	Available Funds	Year to Date Activity	Percent of Budget Used
Education Fund	10 E 1417 5400 00 300 000000	0.00	0.00	0.00	0.00	0.00	0.00	0.00
Education Fund	10 E 1417 6400 00 300 000000	0.00	0.00	0.00	0.00	0.00	0.00	0.00
Education Fund	10 E 1420 1100 09 300 000000	203,446.00	11,898.04	0.00	0.00	61,709.53	141,736.47	69.67
Education Fund	10 E 1420 2110 09 300 000000	25,687.00	1,495.31	0.00	0.00	10,130.35	15,556.65	60.56
Education Fund	10 E 1420 2220 09 300 000000	32,538.28	2,346.08	0.00	-12.52	5,902.10	26,648.70	81.90
Education Fund	10 E 1420 2230 09 300 000000	0.00	73.60	0.00	0.00	-294.40	294.40	0.00
Education Fund	10 E 1420 3230 09 300 000000	1,500.00	0.00	0.00	0.00	1,500.00	0.00	0.00
Education Fund	10 E 1420 3230 09 302 000000	0.00	0.00	0.00	0.00	0.00	0.00	0.00
Education Fund	10 E 1420 4100 09 300 000000	37,500.00	2,369.72	3,124.64	0.00	23,027.69	11,347.67	30.26
Education Fund	10 E 1420 4100 09 300 000001	0.00	0.00	0.00	0.00	0.00	0.00	0.00
Education Fund	10 E 1420 4100 09 302 000000	0.00	0.00	0.00	0.00	0.00	0.00	0.00
Education Fund	10 E 1420 4100 09 302 000001	0.00	0.00	0.00	0.00	0.00	0.00	0.00
Education Fund	10 E 1420 4200 09 300 000000	0.00	0.00	0.00	0.00	0.00	0.00	0.00
Education Fund	10 E 1420 4200 09 302 000000	0.00	0.00	0.00	0.00	0.00	0.00	0.00
Education Fund	10 E 1420 4400 09 300 000000	0.00	0.00	0.00	0.00	0.00	0.00	68 0.00
Education Fund	10 E 1420 4400 09 302 000000	0.00	0.00	0.00	0.00	0.00	0.00	0.00
Education Fund	10 E 1420 4700 09 300 000000	0.00	0.00	0.00	0.00	0.00	0.00	0.00
Education Fund	10 E 1420 4700 09 302 000000	0.00	0.00	0.00	0.00	0.00	0.00	0.00
Education Fund	10 E 1420 5400 09 300 000000	0.00	0.00	0.00	0.00	0.00	0.00	0.00
Education Fund	10 E 1420 5400 09 302 000000	0.00	0.00	0.00	0.00	0.00	0.00	0.00
Education Fund	10 E 1420 6400 09 300 000000	0.00	0.00	0.00	0.00	0.00	0.00	0.00
Education Fund	10 E 1420 6400 09 302 000000	0.00	0.00	0.00	0.00	0.00	0.00	0.00
Education Fund	10 E 1421 4100 00 300 000000	0.00	0.00	0.00	0.00	0.00	0.00	0.00
Education Fund	10 E 1421 4700 00 300 000000	0.00	0.00	0.00	0.00	0.00	0.00	0.00
Education Fund	10 E 1421 5400 00 300 000000	0.00	0.00	0.00	0.00	0.00	0.00	0.00
Education Fund	10 E 1500 1100 30 300 000000	131,450.00	10,954.16	0.00	0.00	21,908.40	109,541.60	83.33
Education Fund	10 E 1500 1100 30 300 000001	47,397.00	3,949.82	0.00	0.00	7,898.80	39,498.20	83.33
Education Fund	10 E 1500 1100 30 300 000002	15,812.00	1,317.68	0.00	0.00	2,567.95	13,244.05	83.76
Education Fund	10 E 1500 1100 70 300 000000	89,504.00	7,458.74	0.00	0.00	15,346.92	74,157.08	82.85
Education Fund	10 E 1500 1100 70 300 000001	45,395.00	3,782.92	0.00	0.00	6,848.74	38,546.26	84.91
Education Fund	10 E 1500 1100 70 300 000002	15,055.45	1,281.42	0.00	0.00	2,360.59	12,694.86	84.32
Education Fund	10 E 1500 1100 70 300 000003	0.00	0.00	0.00	0.00	0.00	0.00	0.00
Education Fund	10 E 1500 1300 30 300 000000	6,660.00	0.00	0.00	0.00	3,132.00	3,528.00	52.97

Expenditure Report

Fiscal Year: 2020-2021
Month: April

COUNTY OF GRUNDY SCHOOL DIST 111

Fund Description	Account Number	Revised Budget	MTD Activity	Encumbrance	Pending Activity	Available Funds	Year to Date Activity	Percent of Budget Used
Education Fund	10 E 1500 1300 30 300 000001	13,516.05	1,146.66	0.00	0.00	2,152.86	11,363.19	84.07
Education Fund	10 E 1500 1300 30 300 000002	47,111.70	9,942.79	0.00	0.00	22,864.91	24,246.79	51.47
Education Fund	10 E 1500 1300 30 300 000003	12,460.72	993.48	0.00	0.00	2,525.90	9,934.82	79.73
Education Fund	10 E 1500 1300 30 300 000004	35,181.56	1,294.80	0.00	0.00	21,484.02	13,697.54	38.93
Education Fund	10 E 1500 1300 30 300 000005	9,995.99	757.08	0.00	0.00	3,023.50	6,972.49	69.75
Education Fund	10 E 1500 1300 30 300 000006	28,355.71	2,560.44	0.00	0.00	4,496.00	23,859.71	84.14
Education Fund	10 E 1500 1300 30 300 000007	17,188.08	1,430.00	0.00	0.00	2,986.74	14,201.34	82.62
Education Fund	10 E 1500 1300 30 300 000008	30,887.92	1,625.78	0.00	0.00	9,468.52	21,419.40	69.35
Education Fund	10 E 1500 1300 30 300 000009	24,504.48	2,202.02	0.00	0.00	2,870.03	21,634.45	88.29
Education Fund	10 E 1500 1300 30 300 000010	93,394.80	4,493.28	0.00	0.00	41,019.17	52,375.63	56.08
Education Fund	10 E 1500 1300 30 300 000011	52,948.58	4,122.02	0.00	0.00	11,892.11	41,056.47	77.54
Education Fund	10 E 1500 1300 30 300 000012	30,573.17	1,455.08	0.00	0.00	4,828.11	25,745.06	84.21
Education Fund	10 E 1500 1300 30 300 000013	38,297.76	1,600.80	0.00	0.00	9,301.05	28,996.71	75.71
Education Fund	10 E 1500 1300 30 300 000014	8,720.38	757.08	0.00	0.00	820.11	7,900.27	90.60
Education Fund	10 E 1500 1300 30 300 000015	21,774.48	1,804.40	0.00	0.00	3,844.74	17,929.74	6982.34
Education Fund	10 E 1500 1300 30 300 000016	27,518.40	0.00	0.00	0.00	14,414.40	13,104.00	47.62
Education Fund	10 E 1500 1300 30 300 000017	29,494.94	1,785.36	0.00	0.00	7,424.24	22,070.70	74.83
Education Fund	10 E 1500 1300 30 300 000018	36,059.42	2,075.42	0.00	0.00	10,450.78	25,608.64	71.02
Education Fund	10 E 1500 1300 30 300 000019	11,071.88	580.14	0.00	0.00	1,302.41	9,769.47	88.24
Education Fund	10 E 1500 1300 30 300 000020	10,945.31	708.90	0.00	0.00	4,407.09	6,538.22	59.74
Education Fund	10 E 1500 1300 30 300 000021	35,231.16	2,714.24	0.00	0.00	11,978.89	23,252.27	66.00
Education Fund	10 E 1500 1300 30 300 000022	33,287.88	1,736.84	0.00	0.00	15,439.10	17,848.78	53.62
Education Fund	10 E 1500 1300 30 300 000023	0.00	0.00	0.00	0.00	0.00	0.00	0.00
Education Fund	10 E 1500 1300 30 300 000024	9,786.17	0.00	0.00	0.00	9,786.17	0.00	0.00
Education Fund	10 E 1500 1300 30 300 000025	3,646.62	0.00	0.00	0.00	3,646.62	0.00	0.00
Education Fund	10 E 1500 1300 30 300 000026	18,456.94	0.00	0.00	0.00	18,456.94	0.00	0.00
Education Fund	10 E 1500 1300 30 300 000027	11,946.76	0.00	0.00	0.00	11,946.76	0.00	0.00
Education Fund	10 E 1500 1300 70 300 000000	2,852.64	226.40	0.00	0.00	588.64	2,264.00	79.37
Education Fund	10 E 1500 1300 70 300 000001	8,206.80	0.00	0.00	0.00	5,346.80	2,860.00	34.85
Education Fund	10 E 1500 1300 70 300 000002	5,939.12	499.64	0.00	0.00	985.16	4,953.96	83.41
Education Fund	10 E 1500 1300 70 300 000003	15,516.88	966.33	0.00	0.00	11,201.90	4,314.98	27.81
Education Fund	10 E 1500 1300 70 300 000004	4,931.21	393.56	0.00	0.00	995.69	3,935.52	79.81
Education Fund	10 E 1500 1300 70 300 000005	11,879.95	967.72	0.00	0.00	2,439.11	9,440.84	79.47

Expenditure Report

Fiscal Year: 2020-2021
Month: April

COUNTY OF GRUNDY SCHOOL DIST 111

Fund Description	Account Number	Revised Budget	MTD Activity	Encumbrance	Pending Activity	Available Funds	Year to Date Activity	Percent of Budget Used
Education Fund	10 E 1500 1300 70 300 000006	5,423.88	438.74	0.00	0.00	1,227.69	4,196.19	77.37
Education Fund	10 E 1500 1300 70 300 000007	0.00	1,867.80	0.00	0.00	-1,867.80	1,867.80	0.00
Education Fund	10 E 1500 1300 70 300 000008	2,317.77	183.96	0.00	0.00	478.25	1,839.52	79.37
Education Fund	10 E 1500 1300 70 300 000009	20,348.55	1,677.24	0.00	0.00	3,656.22	16,692.33	82.03
Education Fund	10 E 1500 1300 70 300 000010	9,828.00	780.00	0.00	0.00	2,028.00	7,800.00	79.37
Education Fund	10 E 1500 1300 70 300 000011	11,977.08	1,015.94	0.00	0.00	1,908.88	10,068.20	84.06
Education Fund	10 E 1500 1300 70 300 000012	5,398.47	426.26	0.00	0.00	1,135.79	4,262.68	78.96
Education Fund	10 E 1500 1300 70 300 000013	7,810.46	647.08	0.00	0.00	1,372.63	6,437.83	82.43
Education Fund	10 E 1500 1300 70 300 000014	0.00	0.00	0.00	0.00	0.00	0.00	0.00
Education Fund	10 E 1500 1300 70 300 000015	12,315.59	969.24	0.00	0.00	2,623.07	9,692.52	78.70
Education Fund	10 E 1500 1300 70 300 000016	2,200.80	174.66	0.00	0.00	454.12	1,746.68	79.37
Education Fund	10 E 1500 1300 70 300 000017	14,522.94	10,810.80	0.00	0.00	721.04	13,801.90	95.04
Education Fund	10 E 1500 1300 70 300 000018	2,200.80	192.12	0.00	0.00	305.84	1,894.96	86.10
Education Fund	10 E 1500 1300 70 300 000019	0.00	0.00	0.00	0.00	0.00	0.00	0.00
Education Fund	10 E 1500 1300 70 300 000020	0.00	0.00	0.00	0.00	0.00	0.00	70 0.00
Education Fund	10 E 1500 1300 70 300 000021	7,098.00	606.68	0.00	0.00	1,096.08	6,001.92	84.56
Education Fund	10 E 1500 1300 70 300 000022	2,200.80	174.66	0.00	0.00	454.12	1,746.68	79.37
Education Fund	10 E 1500 1300 70 300 000023	7,029.75	563.32	0.00	0.00	1,396.39	5,633.36	80.14
Education Fund	10 E 1500 1300 70 300 000024	0.00	0.00	0.00	0.00	0.00	0.00	0.00
Education Fund	10 E 1500 1300 70 300 000025	2,139.48	169.80	0.00	0.00	441.48	1,698.00	79.37
Education Fund	10 E 1500 1300 70 300 000026	10,428.29	891.00	0.00	0.00	1,540.25	8,888.04	85.23
Education Fund	10 E 1500 1300 70 300 000027	5,220.60	431.80	0.00	0.00	928.83	4,291.77	82.21
Education Fund	10 E 1500 1300 70 300 000028	5,025.41	4,786.10	0.00	0.00	239.31	4,786.10	95.24
Education Fund	10 E 1500 1300 70 300 000029	1,827.47	141.50	0.00	0.00	412.47	1,415.00	77.43
Education Fund	10 E 1500 1300 70 300 000030	2,861.04	227.06	0.00	0.00	590.36	2,270.68	79.37
Education Fund	10 E 1500 1300 70 300 000031	2,852.64	226.40	0.00	0.00	588.64	2,264.00	79.37
Education Fund	10 E 1500 1300 70 300 000032	5,877.90	488.16	0.00	0.00	1,028.79	4,849.11	82.50
Education Fund	10 E 1500 1300 70 300 000033	2,852.64	226.40	0.00	0.00	588.64	2,264.00	79.37
Education Fund	10 E 1500 1300 70 300 000034	2,200.80	174.66	0.00	0.00	401.79	1,799.01	81.74
Education Fund	10 E 1500 1300 70 300 000035	3,961.44	314.40	0.00	0.00	817.44	3,144.00	79.37
Education Fund	10 E 1500 1300 70 300 000036	2,200.80	228.66	0.00	0.00	485.85	1,714.95	77.92
Education Fund	10 E 1500 1300 70 300 000037	1,782.90	1,698.00	0.00	0.00	84.90	1,698.00	95.24
Education Fund	10 E 1500 1300 70 300 000038	1,947.98	141.50	0.00	0.00	532.98	1,415.00	72.64

Expenditure Report

Fiscal Year: 2020-2021
Month: April

COUNTY OF GRUNDY SCHOOL DIST 111

Fund Description	Account Number	Revised Budget	MTD Activity	Encumbrance	Pending Activity	Available Funds	Year to Date Activity	Percent of Budget Used
Education Fund	10 E 1500 1300 70 300 000039	2,087.70	0.00	0.00	0.00	389.70	1,698.00	81.33
Education Fund	10 E 1500 1300 70 300 000040	0.00	0.00	0.00	0.00	0.00	0.00	0.00
Education Fund	10 E 1500 1300 70 300 000041	0.00	0.00	0.00	0.00	0.00	0.00	0.00
Education Fund	10 E 1500 1300 70 300 000042	1,961.19	169.80	0.00	0.00	284.48	1,676.71	85.49
Education Fund	10 E 1500 1300 70 300 000043	2,968.89	238.34	0.00	0.00	585.53	2,383.36	80.28
Education Fund	10 E 1500 1300 70 300 000044	0.00	0.00	0.00	0.00	0.00	0.00	0.00
Education Fund	10 E 1500 1300 70 300 000045	1,058.40	0.00	0.00	0.00	1,058.40	0.00	0.00
Education Fund	10 E 1500 1300 70 300 000046	7,799.98	673.44	0.00	0.00	1,423.09	6,376.89	81.76
Education Fund	10 E 1500 1300 70 300 000047	1,803.17	169.80	0.00	0.00	147.62	1,655.55	91.81
Education Fund	10 E 1500 1300 70 300 000048	1,782.90	1,698.00	0.00	0.00	84.90	1,698.00	95.24
Education Fund	10 E 1500 1300 70 300 000049	4,338.02	448.34	0.00	0.00	244.20	4,093.82	94.37
Education Fund	10 E 1500 1300 70 300 000050	2,200.80	192.14	0.00	0.00	305.54	1,895.26	86.12
Education Fund	10 E 1500 1300 70 300 000051	17,857.88	0.00	0.00	0.00	12,683.39	5,174.49	28.98
Education Fund	10 E 1500 1300 70 300 000052	1,961.19	1,867.80	0.00	0.00	93.39	1,867.80	95.24
Education Fund	10 E 1500 1300 70 300 000053	2,613.44	209.60	0.00	0.00	517.44	2,096.00	7180.20
Education Fund	10 E 1500 1300 70 300 000054	5,460.00	2,600.00	0.00	0.00	-412.00	5,872.00	107.55
Education Fund	10 E 1500 2110 00 000 000000	0.00	0.00	0.00	0.00	0.00	0.00	0.00
Education Fund	10 E 1500 2110 30 000 000000	0.00	0.00	0.00	0.00	0.00	0.00	0.00
Education Fund	10 E 1500 2110 30 300 000000	88,017.93	1,413.20	0.00	0.00	73,254.81	14,763.12	16.77
Education Fund	10 E 1500 2110 30 300 000001	0.00	144.80	0.00	0.00	-1,278.91	1,278.91	0.00
Education Fund	10 E 1500 2110 30 300 000002	0.00	869.32	0.00	0.00	-3,480.89	3,480.89	0.00
Education Fund	10 E 1500 2110 30 300 000003	0.00	125.46	0.00	0.00	-1,110.77	1,110.77	0.00
Education Fund	10 E 1500 2110 30 300 000004	0.00	163.51	0.00	0.00	-1,469.87	1,469.87	0.00
Education Fund	10 E 1500 2110 30 300 000005	0.00	95.60	0.00	0.00	-828.68	828.68	0.00
Education Fund	10 E 1500 2110 30 300 000006	0.00	323.30	0.00	0.00	-2,419.13	2,419.13	0.00
Education Fund	10 E 1500 2110 30 300 000007	0.00	180.52	0.00	0.00	-1,595.36	1,595.36	0.00
Education Fund	10 E 1500 2110 30 300 000008	0.00	205.28	0.00	0.00	-2,474.89	2,474.89	0.00
Education Fund	10 E 1500 2110 30 300 000009	0.00	278.04	0.00	0.00	-2,450.05	2,450.05	0.00
Education Fund	10 E 1500 2110 30 300 000010	0.00	568.61	0.00	0.00	-5,022.25	5,022.25	0.00
Education Fund	10 E 1500 2110 30 300 000011	0.00	520.46	0.00	0.00	-4,603.07	4,603.07	0.00
Education Fund	10 E 1500 2110 30 300 000012	0.00	185.44	0.00	0.00	-2,385.22	2,385.22	0.00
Education Fund	10 E 1500 2110 30 300 000013	0.00	202.11	0.00	0.00	-1,819.87	1,819.87	0.00
Education Fund	10 E 1500 2110 30 300 000014	0.00	95.59	0.00	0.00	-856.16	856.16	0.00

Expenditure Report

Fiscal Year: 2020-2021
Month: April

COUNTY OF GRUNDY SCHOOL DIST 111

Fund Description	Account Number	Revised Budget	MTD Activity	Encumbrance	Pending Activity	Available Funds	Year to Date Activity	Percent of Budget Used
Education Fund	10 E 1500 2110 30 300 000015	0.00	177.94	0.00	0.00	-1,571.96	1,571.96	0.00
Education Fund	10 E 1500 2110 30 300 000017	0.00	225.42	0.00	0.00	-2,540.77	2,540.77	0.00
Education Fund	10 E 1500 2110 30 300 000018	0.00	262.01	0.00	0.00	-2,277.02	2,277.02	0.00
Education Fund	10 E 1500 2110 30 300 000019	0.00	73.26	0.00	0.00	-648.61	648.61	0.00
Education Fund	10 E 1500 2110 30 300 000020	0.00	89.49	0.00	0.00	-775.87	775.87	0.00
Education Fund	10 E 1500 2110 30 300 000021	0.00	342.71	0.00	0.00	-2,597.73	2,597.73	0.00
Education Fund	10 E 1500 2110 30 300 000022	0.00	220.72	0.00	0.00	-2,213.73	2,213.73	0.00
Education Fund	10 E 1500 2110 70 300 000000	41,980.50	990.84	0.00	0.00	33,196.13	8,784.37	20.92
Education Fund	10 E 1500 2110 70 300 000001	0.00	0.00	0.00	0.00	-361.11	361.11	0.00
Education Fund	10 E 1500 2110 70 300 000002	0.00	224.90	0.00	0.00	-1,986.28	1,986.28	0.00
Education Fund	10 E 1500 2110 70 300 000003	0.00	0.00	0.00	0.00	-233.34	233.34	0.00
Education Fund	10 E 1500 2110 70 300 000004	0.00	49.71	0.00	0.00	-440.14	440.14	0.00
Education Fund	10 E 1500 2110 70 300 000005	0.00	122.16	0.00	0.00	-1,051.66	1,051.66	0.00
Education Fund	10 E 1500 2110 70 300 000006	0.00	32.82	0.00	0.00	-298.18	298.18	0.00
Education Fund	10 E 1500 2110 70 300 000008	0.00	23.24	0.00	0.00	-205.76	205.76	72 0.00
Education Fund	10 E 1500 2110 70 300 000009	0.00	211.80	0.00	0.00	-1,872.81	1,872.81	0.00
Education Fund	10 E 1500 2110 70 300 000010	0.00	98.48	0.00	0.00	-871.88	871.88	0.00
Education Fund	10 E 1500 2110 70 300 000011	0.00	130.18	0.00	0.00	-1,152.06	1,152.06	0.00
Education Fund	10 E 1500 2110 70 300 000012	0.00	53.84	0.00	0.00	-476.69	476.69	0.00
Education Fund	10 E 1500 2110 70 300 000013	0.00	82.76	0.00	0.00	-732.98	732.98	0.00
Education Fund	10 E 1500 2110 70 300 000015	0.00	122.38	0.00	0.00	-1,083.48	1,083.48	0.00
Education Fund	10 E 1500 2110 70 300 000016	0.00	22.04	0.00	0.00	-195.16	195.16	0.00
Education Fund	10 E 1500 2110 70 300 000017	0.00	33.08	0.00	0.00	-313.68	313.68	0.00
Education Fund	10 E 1500 2110 70 300 000018	0.00	24.28	0.00	0.00	-214.21	214.21	0.00
Education Fund	10 E 1500 2110 70 300 000021	0.00	76.58	0.00	0.00	-676.10	676.10	0.00
Education Fund	10 E 1500 2110 70 300 000022	0.00	22.06	0.00	0.00	-195.31	195.31	0.00
Education Fund	10 E 1500 2110 70 300 000023	0.00	71.10	0.00	0.00	-629.48	629.48	0.00
Education Fund	10 E 1500 2110 70 300 000025	0.00	21.44	0.00	0.00	-189.81	189.81	0.00
Education Fund	10 E 1500 2110 70 300 000026	0.00	112.50	0.00	0.00	-995.32	995.32	0.00
Education Fund	10 E 1500 2110 70 300 000027	0.00	54.48	0.00	0.00	-481.63	481.63	0.00
Education Fund	10 E 1500 2110 70 300 000029	0.00	17.88	0.00	0.00	-158.31	158.31	0.00
Education Fund	10 E 1500 2110 70 300 000030	0.00	28.68	0.00	0.00	-253.92	253.92	0.00
Education Fund	10 E 1500 2110 70 300 000031	0.00	28.58	0.00	0.00	-253.01	253.01	0.00

Expenditure Report

Fiscal Year: 2020-2021
Month: April

COUNTY OF GRUNDY SCHOOL DIST 111

Fund Description	Account Number	Revised Budget	MTD Activity	Encumbrance	Pending Activity	Available Funds	Year to Date Activity	Percent of Budget Used
Education Fund	10 E 1500 2110 70 300 000032	0.00	61.64	0.00	0.00	-544.78	544.78	0.00
Education Fund	10 E 1500 2110 70 300 000033	0.00	28.60	0.00	0.00	-253.18	253.18	0.00
Education Fund	10 E 1500 2110 70 300 000034	0.00	22.06	0.00	0.00	-196.87	196.87	0.00
Education Fund	10 E 1500 2110 70 300 000035	0.00	39.70	0.00	0.00	-351.47	351.47	0.00
Education Fund	10 E 1500 2110 70 300 000036	0.00	28.88	0.00	0.00	-216.60	216.60	0.00
Education Fund	10 E 1500 2110 70 300 000038	0.00	17.88	0.00	0.00	-158.31	158.31	0.00
Education Fund	10 E 1500 2110 70 300 000042	0.00	21.44	0.00	0.00	-189.22	189.22	0.00
Education Fund	10 E 1500 2110 70 300 000043	0.00	30.10	0.00	0.00	-266.48	266.48	0.00
Education Fund	10 E 1500 2110 70 300 000046	0.00	54.96	0.00	0.00	-486.60	486.60	0.00
Education Fund	10 E 1500 2110 70 300 000047	0.00	21.44	0.00	0.00	-188.68	188.68	0.00
Education Fund	10 E 1500 2110 70 300 000048	0.00	214.39	0.00	0.00	-214.39	214.39	0.00
Education Fund	10 E 1500 2110 70 300 000049	0.00	22.04	0.00	0.00	-203.92	203.92	0.00
Education Fund	10 E 1500 2110 70 300 000050	0.00	24.26	0.00	0.00	-214.01	214.01	0.00
Education Fund	10 E 1500 2110 70 300 000051	0.00	0.00	0.00	0.00	-1,311.91	1,311.91	0.00
Education Fund	10 E 1500 2110 70 300 000053	0.00	26.46	0.00	0.00	-234.27	234.27	73 0.00
Education Fund	10 E 1500 2210 30 300 000000	0.00	0.00	0.00	0.00	0.00	0.00	0.00
Education Fund	10 E 1500 2210 70 300 000000	0.00	0.00	0.00	0.00	0.00	0.00	0.00
Education Fund	10 E 1500 2220 00 000 000000	0.00	0.00	0.00	0.00	0.00	0.00	0.00
Education Fund	10 E 1500 2220 00 300 000000	0.00	0.00	0.00	0.00	0.00	0.00	0.00
Education Fund	10 E 1500 2220 30 000 000000	0.00	0.00	0.00	0.00	0.00	0.00	0.00
Education Fund	10 E 1500 2220 30 300 000000	143,520.36	2,349.98	0.00	-11.08	120,212.72	23,318.72	16.25
Education Fund	10 E 1500 2220 30 300 000001	0.00	1,514.16	0.00	0.00	-14,342.85	14,342.85	0.00
Education Fund	10 E 1500 2220 30 300 000002	0.00	184.70	0.00	0.00	-1,831.41	1,831.41	0.00
Education Fund	10 E 1500 2220 30 300 000006	0.00	0.00	0.00	0.00	0.00	0.00	0.00
Education Fund	10 E 1500 2220 30 300 000010	0.00	0.00	0.00	0.00	0.00	0.00	0.00
Education Fund	10 E 1500 2220 30 300 000022	0.00	146.82	0.00	0.00	-1,397.77	1,397.77	0.00
Education Fund	10 E 1500 2220 70 300 000000	71,340.74	16.26	0.00	-7.72	70,708.33	640.13	0.90
Education Fund	10 E 1500 2220 70 300 000001	0.00	2,333.02	0.00	0.00	-22,138.51	22,138.51	0.00
Education Fund	10 E 1500 2220 70 300 000002	0.00	168.96	0.00	0.00	-2,093.07	2,093.07	0.00
Education Fund	10 E 1500 2220 70 300 000051	0.00	0.00	0.00	0.00	-1,074.64	1,074.64	0.00
Education Fund	10 E 1500 2230 30 300 000000	0.00	117.38	0.00	0.00	-469.52	469.52	0.00
Education Fund	10 E 1500 2230 30 300 000001	0.00	36.80	0.00	0.00	-147.20	147.20	0.00
Education Fund	10 E 1500 2230 30 300 000002	0.00	4.80	0.00	0.00	-19.20	19.20	0.00

Expenditure Report

Fiscal Year: 2020-2021
Month: April

COUNTY OF GRUNDY SCHOOL DIST 111

Fund Description	Account Number	Revised Budget	MTD Activity	Encumbrance	Pending Activity	Available Funds	Year to Date Activity	Percent of Budget Used
Education Fund	10 E 1500 2230 70 300 000000	0.00	36.80	0.00	0.00	-147.20	147.20	0.00
Education Fund	10 E 1500 2230 70 300 000001	0.00	36.80	0.00	0.00	-147.20	147.20	0.00
Education Fund	10 E 1500 3000 30 300 000000	0.00	0.00	0.00	0.00	0.00	0.00	0.00
Education Fund	10 E 1500 3000 30 300 000001	0.00	0.00	0.00	0.00	0.00	0.00	0.00
Education Fund	10 E 1500 3000 30 300 000002	0.00	0.00	0.00	0.00	0.00	0.00	0.00
Education Fund	10 E 1500 3000 30 300 000003	0.00	0.00	0.00	0.00	0.00	0.00	0.00
Education Fund	10 E 1500 3000 30 300 000004	0.00	0.00	0.00	0.00	0.00	0.00	0.00
Education Fund	10 E 1500 3000 30 300 000005	0.00	0.00	0.00	0.00	0.00	0.00	0.00
Education Fund	10 E 1500 3000 30 300 000006	0.00	0.00	0.00	0.00	0.00	0.00	0.00
Education Fund	10 E 1500 3000 30 300 000007	0.00	0.00	0.00	0.00	0.00	0.00	0.00
Education Fund	10 E 1500 3000 30 300 000008	2,200.00	0.00	0.00	0.00	2,200.00	0.00	0.00
Education Fund	10 E 1500 3000 30 300 000009	2,000.00	0.00	0.00	0.00	2,000.00	0.00	0.00
Education Fund	10 E 1500 3000 30 300 000010	0.00	0.00	0.00	0.00	0.00	0.00	0.00
Education Fund	10 E 1500 3000 30 300 000011	0.00	0.00	0.00	0.00	0.00	0.00	0.00
Education Fund	10 E 1500 3000 30 300 000012	8,000.00	297.00	0.00	0.00	7,703.00	297.00	74 3.71
Education Fund	10 E 1500 3000 30 300 000013	0.00	0.00	0.00	0.00	0.00	0.00	0.00
Education Fund	10 E 1500 3000 30 300 000014	0.00	0.00	0.00	0.00	-1,200.00	1,200.00	0.00
Education Fund	10 E 1500 3000 30 300 000015	25,000.00	0.00	0.00	0.00	10,953.70	14,046.30	56.19
Education Fund	10 E 1500 3000 30 300 000016	0.00	0.00	0.00	0.00	0.00	0.00	0.00
Education Fund	10 E 1500 3000 30 300 000017	0.00	0.00	0.00	0.00	0.00	0.00	0.00
Education Fund	10 E 1500 3000 30 300 000018	0.00	0.00	0.00	0.00	-859.80	859.80	0.00
Education Fund	10 E 1500 3000 30 300 000019	0.00	0.00	0.00	0.00	0.00	0.00	0.00
Education Fund	10 E 1500 3000 30 300 000020	0.00	0.00	0.00	0.00	0.00	0.00	0.00
Education Fund	10 E 1500 3000 30 300 000021	4,000.00	0.00	0.00	0.00	4,000.00	0.00	0.00
Education Fund	10 E 1500 3000 30 300 000022	0.00	0.00	0.00	0.00	0.00	0.00	0.00
Education Fund	10 E 1500 3000 30 300 000023	24,000.00	9,320.00	0.00	0.00	-6,414.00	30,414.00	126.73
Education Fund	10 E 1500 3000 70 000 000000	0.00	0.00	0.00	0.00	0.00	0.00	0.00
Education Fund	10 E 1500 3000 70 000 000001	0.00	0.00	0.00	0.00	0.00	0.00	0.00
Education Fund	10 E 1500 3000 70 000 000002	0.00	0.00	0.00	0.00	0.00	0.00	0.00
Education Fund	10 E 1500 3000 70 000 000003	0.00	0.00	0.00	0.00	0.00	0.00	0.00
Education Fund	10 E 1500 3000 70 000 000004	0.00	0.00	0.00	0.00	0.00	0.00	0.00
Education Fund	10 E 1500 3000 70 000 000005	0.00	0.00	0.00	0.00	0.00	0.00	0.00
Education Fund	10 E 1500 3000 70 000 000006	0.00	0.00	0.00	0.00	0.00	0.00	0.00

Expenditure Report

Fiscal Year: 2020-2021
Month: April

COUNTY OF GRUNDY SCHOOL DIST 111

Fund Description	Account Number	Revised Budget	MTD Activity	Encumbrance	Pending Activity	Available Funds	Year to Date Activity	Percent of Budget Used
Education Fund	10 E 1500 3000 70 000 000007	0.00	0.00	0.00	0.00	0.00	0.00	0.00
Education Fund	10 E 1500 3000 70 300 000000	11,000.00	1,063.11	0.00	0.00	938.90	10,061.10	91.46
Education Fund	10 E 1500 3000 70 300 000001	3,000.00	0.00	325.00	0.00	640.88	2,034.12	67.80
Education Fund	10 E 1500 3000 70 300 000002	2,500.00	144.00	0.00	0.00	464.79	2,035.21	81.41
Education Fund	10 E 1500 3000 70 300 000003	5,000.00	0.00	0.00	0.00	5,000.00	0.00	0.00
Education Fund	10 E 1500 3000 70 300 000004	1,500.00	0.00	0.00	0.00	1,500.00	0.00	0.00
Education Fund	10 E 1500 3000 70 300 000005	0.00	0.00	0.00	0.00	0.00	0.00	0.00
Education Fund	10 E 1500 3000 70 300 000006	2,000.00	0.00	0.00	0.00	2,000.00	0.00	0.00
Education Fund	10 E 1500 3000 70 300 000007	0.00	0.00	0.00	0.00	0.00	0.00	0.00
Education Fund	10 E 1500 3000 70 300 000008	0.00	0.00	0.00	0.00	-290.00	290.00	0.00
Education Fund	10 E 1500 3000 70 300 000009	0.00	0.00	0.00	0.00	0.00	0.00	0.00
Education Fund	10 E 1500 3000 70 300 000010	250.00	0.00	0.00	0.00	250.00	0.00	0.00
Education Fund	10 E 1500 3000 70 300 000011	1,200.00	0.00	0.00	0.00	1,100.00	100.00	8.33
Education Fund	10 E 1500 3000 70 300 000012	0.00	0.00	0.00	0.00	0.00	0.00	0.00
Education Fund	10 E 1500 3000 70 300 000013	1,200.00	0.00	0.00	0.00	1,200.00	0.00	75 0.00
Education Fund	10 E 1500 3000 70 300 000014	50,000.00	-11,085.02	0.00	11,100.00	55,484.01	-16,584.01	-33.17
Education Fund	10 E 1500 3190 30 300 000000	2,822.40	2,147.00	201.00	0.00	474.40	2,147.00	76.07
Education Fund	10 E 1500 3190 30 300 000001	3,614.10	1,532.00	187.00	0.00	1,895.10	1,532.00	42.39
Education Fund	10 E 1500 3190 30 300 000002	0.00	186.00	230.00	220.00	-636.00	186.00	0.00
Education Fund	10 E 1500 3190 30 300 000003	5,217.45	2,858.00	1,050.00	-775.00	2,084.45	2,858.00	54.78
Education Fund	10 E 1500 3190 30 300 000004	6,805.05	734.00	0.00	0.00	3,552.05	3,253.00	47.80
Education Fund	10 E 1500 3190 30 300 000005	4,625.25	455.00	173.00	0.00	2,131.25	2,321.00	50.18
Education Fund	10 E 1500 3190 30 300 000006	2,710.05	0.00	0.00	0.00	2,710.05	0.00	0.00
Education Fund	10 E 1500 3190 30 300 000007	756.00	666.00	161.00	220.00	-291.00	666.00	88.10
Education Fund	10 E 1500 3190 30 300 000008	449.40	0.00	0.00	0.00	-425.60	875.00	194.70
Education Fund	10 E 1500 3190 30 300 000009	81.90	178.00	0.00	0.00	-96.10	178.00	217.34
Education Fund	10 E 1500 3190 30 300 000010	0.00	209.00	0.00	0.00	-209.00	209.00	0.00
Education Fund	10 E 1500 3190 30 300 000011	0.00	209.00	0.00	0.00	-229.00	229.00	0.00
Education Fund	10 E 1500 3190 30 300 000012	192.15	386.00	126.00	0.00	-319.85	386.00	200.88
Education Fund	10 E 1500 3190 30 300 000013	304.50	0.00	0.00	0.00	304.50	0.00	0.00
Education Fund	10 E 1500 3190 30 300 000014	0.00	136.00	226.00	226.00	-588.00	136.00	0.00
Education Fund	10 E 1500 3190 70 300 000000	1,443.75	0.00	0.00	0.00	833.75	610.00	42.25
Education Fund	10 E 1500 3220 30 300 000000	0.00	0.00	0.00	0.00	0.00	0.00	0.00

Expenditure Report

Fiscal Year: 2020-2021
Month: April

COUNTY OF GRUNDY SCHOOL DIST 111

Fund Description	Account Number	Revised Budget	MTD Activity	Encumbrance	Pending Activity	Available Funds	Year to Date Activity	Percent of Budget Used
Education Fund	10 E 1500 3320 30 300 000000	0.00	0.00	0.00	0.00	0.00	0.00	0.00
Education Fund	10 E 1500 3320 30 300 000001	175.00	0.00	0.00	0.00	175.00	0.00	0.00
Education Fund	10 E 1500 3320 70 300 000000	3,390.91	249.00	0.00	0.00	2,891.58	499.33	14.73
Education Fund	10 E 1500 3320 70 300 000001	408.39	0.00	0.00	0.00	326.31	82.08	20.10
Education Fund	10 E 1500 3900 30 300 000000	20,000.00	2,785.00	160.00	0.00	20,676.38	-836.38	-4.18
Education Fund	10 E 1500 3900 30 300 000001	30,000.00	5,720.80	0.00	0.00	20,373.99	9,626.01	32.09
Education Fund	10 E 1500 3900 30 300 000002	0.00	0.00	0.00	0.00	2,300.00	-2,300.00	0.00
Education Fund	10 E 1500 4100 30 300 000000	6,500.00	0.00	0.00	0.00	612.00	5,888.00	90.58
Education Fund	10 E 1500 4100 30 300 000001	1,000.00	0.00	0.00	0.00	-1,186.98	2,186.98	218.70
Education Fund	10 E 1500 4100 30 300 000002	1,000.00	0.00	0.00	0.00	0.00	1,000.00	100.00
Education Fund	10 E 1500 4100 30 300 000003	1,500.00	0.00	0.00	0.00	1,500.00	0.00	0.00
Education Fund	10 E 1500 4100 30 300 000004	2,000.00	0.00	0.00	0.00	2,000.00	0.00	0.00
Education Fund	10 E 1500 4100 30 300 000005	3,800.00	0.00	0.00	0.00	3,800.00	0.00	0.00
Education Fund	10 E 1500 4100 30 300 000006	1,700.00	0.00	0.00	0.00	963.20	736.80	43.34
Education Fund	10 E 1500 4100 30 300 000007	2,000.00	0.00	0.00	0.00	2,000.00	0.00	76 0.00
Education Fund	10 E 1500 4100 30 300 000008	4,500.00	0.00	0.00	0.00	-895.80	5,395.80	119.91
Education Fund	10 E 1500 4100 30 300 000009	3,300.00	0.00	0.00	0.00	3,044.78	255.22	7.73
Education Fund	10 E 1500 4100 30 300 000010	4,500.00	1,400.00	2,700.00	0.00	0.00	1,800.00	40.00
Education Fund	10 E 1500 4100 30 300 000011	4,500.00	0.00	0.00	0.00	3,578.00	922.00	20.49
Education Fund	10 E 1500 4100 30 300 000012	2,000.00	0.00	0.00	0.00	2,000.00	0.00	0.00
Education Fund	10 E 1500 4100 30 300 000013	2,000.00	0.00	0.00	0.00	-12.94	2,012.94	100.65
Education Fund	10 E 1500 4100 30 300 000014	1,400.00	0.00	0.00	0.00	850.22	549.78	39.27
Education Fund	10 E 1500 4100 30 300 000015	1,750.00	0.00	0.00	0.00	-156.05	1,906.05	108.92
Education Fund	10 E 1500 4100 30 300 000016	1,350.00	0.00	0.00	0.00	67.61	1,282.39	94.99
Education Fund	10 E 1500 4100 30 300 000017	5,500.00	0.00	0.00	0.00	2,607.42	2,892.58	52.59
Education Fund	10 E 1500 4100 30 300 000018	40,000.00	0.00	0.00	0.00	12.88	39,987.12	99.97
Education Fund	10 E 1500 4100 30 300 000019	200.00	0.00	0.00	0.00	200.00	0.00	0.00
Education Fund	10 E 1500 4100 30 300 000020	2,500.00	0.00	0.00	0.00	858.45	1,641.55	65.66
Education Fund	10 E 1500 4100 30 300 000021	22,500.00	0.00	0.00	0.00	15,074.03	7,425.97	33.00
Education Fund	10 E 1500 4100 30 300 000022	3,700.00	0.00	0.00	0.00	2,642.41	1,057.59	28.58
Education Fund	10 E 1500 4100 30 300 000023	1,400.00	0.00	0.00	0.00	1,400.00	0.00	0.00
Education Fund	10 E 1500 4100 30 300 000024	200.00	0.00	0.00	0.00	200.00	0.00	0.00
Education Fund	10 E 1500 4100 30 300 000025	0.00	0.00	0.00	0.00	0.00	0.00	0.00

Expenditure Report

Fiscal Year: 2020-2021
Month: April

COUNTY OF GRUNDY SCHOOL DIST 111

Fund Description	Account Number	Revised Budget	MTD Activity	Encumbrance	Pending Activity	Available Funds	Year to Date Activity	Percent of Budget Used
Education Fund	10 E 1500 4100 30 300 000026	4,000.00	1,855.50	1,328.44	0.00	816.06	1,855.50	46.39
Education Fund	10 E 1500 4100 30 300 000027	0.00	0.00	0.00	0.00	0.00	0.00	0.00
Education Fund	10 E 1500 4100 30 300 000028	0.00	0.00	0.00	0.00	0.00	0.00	0.00
Education Fund	10 E 1500 4100 30 300 000029	0.00	0.00	0.00	0.00	-696.00	696.00	0.00
Education Fund	10 E 1500 4100 30 300 000030	0.00	0.00	0.00	0.00	0.00	0.00	0.00
Education Fund	10 E 1500 4100 30 300 000031	0.00	0.00	0.00	0.00	0.00	0.00	0.00
Education Fund	10 E 1500 4100 30 300 000032	1,800.00	0.00	0.00	0.00	1,800.00	0.00	0.00
Education Fund	10 E 1500 4100 30 300 000033	1,800.00	0.00	0.00	0.00	1,800.00	0.00	0.00
Education Fund	10 E 1500 4100 30 300 000034	5,100.00	0.00	0.00	0.00	5,100.00	0.00	0.00
Education Fund	10 E 1500 4100 30 300 000035	0.00	0.00	0.00	0.00	-1,096.00	1,096.00	0.00
Education Fund	10 E 1500 4100 30 300 000036	4,400.00	622.03	3,341.94	-69.00	388.45	738.61	16.79
Education Fund	10 E 1500 4100 30 300 000037	0.00	0.00	0.00	0.00	0.00	0.00	0.00
Education Fund	10 E 1500 4100 30 300 000038	0.00	0.00	0.00	0.00	0.00	0.00	0.00
Education Fund	10 E 1500 4100 30 300 000039	2,500.00	0.00	0.00	0.00	3.00	2,497.00	99.88
Education Fund	10 E 1500 4100 30 300 000040	2,500.00	0.00	0.00	0.00	2,500.00	0.00	77 0.00
Education Fund	10 E 1500 4100 30 300 000041	4,500.00	0.00	0.00	0.00	4,500.00	0.00	0.00
Education Fund	10 E 1500 4100 30 300 000042	5,500.00	0.00	0.00	0.00	5,500.00	0.00	0.00
Education Fund	10 E 1500 4100 30 300 000043	0.00	0.00	0.00	0.00	0.00	0.00	0.00
Education Fund	10 E 1500 4100 30 300 000044	0.00	0.00	0.00	0.00	0.00	0.00	0.00
Education Fund	10 E 1500 4100 30 300 000045	0.00	0.00	0.00	0.00	0.00	0.00	0.00
Education Fund	10 E 1500 4100 30 300 000046	0.00	0.00	0.00	0.00	0.00	0.00	0.00
Education Fund	10 E 1500 4100 30 300 000047	2,500.00	0.00	0.00	0.00	2,500.00	0.00	0.00
Education Fund	10 E 1500 4100 30 300 000048	2,500.00	0.00	0.00	0.00	2,500.00	0.00	0.00
Education Fund	10 E 1500 4100 30 300 000049	0.00	0.00	0.00	0.00	0.00	0.00	0.00
Education Fund	10 E 1500 4100 70 000 000000	0.00	0.00	0.00	0.00	0.00	0.00	0.00
Education Fund	10 E 1500 4100 70 000 000001	0.00	0.00	0.00	0.00	0.00	0.00	0.00
Education Fund	10 E 1500 4100 70 000 000002	0.00	0.00	0.00	0.00	0.00	0.00	0.00
Education Fund	10 E 1500 4100 70 000 000003	0.00	0.00	0.00	0.00	0.00	0.00	0.00
Education Fund	10 E 1500 4100 70 300 000000	100.00	0.00	0.00	0.00	100.00	0.00	0.00
Education Fund	10 E 1500 4100 70 300 000001	100.00	31.00	0.00	0.00	49.50	50.50	50.50
Education Fund	10 E 1500 4100 70 300 000002	100.00	0.00	0.00	0.00	100.00	0.00	0.00
Education Fund	10 E 1500 4100 70 300 000003	1,500.00	460.47	0.00	0.00	346.53	1,153.47	76.90
Education Fund	10 E 1500 4100 70 300 000004	5,000.00	1,705.64	0.00	0.00	2,027.67	2,972.33	59.45

Expenditure Report

Fiscal Year: 2020-2021
Month: April

COUNTY OF GRUNDY SCHOOL DIST 111

Fund Description	Account Number	Revised Budget	MTD Activity	Encumbrance	Pending Activity	Available Funds	Year to Date Activity	Percent of Budget Used
Education Fund	10 E 1500 4100 70 300 000005	1,400.00	0.00	0.00	0.00	1,221.81	178.19	12.73
Education Fund	10 E 1500 4100 70 300 000006	1,800.00	0.00	0.00	0.00	1,280.71	519.29	28.85
Education Fund	10 E 1500 4100 70 300 000007	500.00	0.00	0.00	0.00	481.03	18.97	3.79
Education Fund	10 E 1500 4100 70 300 000008	1,000.00	39.95	0.00	0.00	960.05	39.95	4.00
Education Fund	10 E 1500 4100 70 300 000009	0.00	0.00	0.00	0.00	0.00	0.00	0.00
Education Fund	10 E 1500 4100 70 300 000010	5,000.00	1,672.20	0.00	0.00	507.80	4,492.20	89.84
Education Fund	10 E 1500 4100 70 300 000011	100.00	0.00	0.00	0.00	100.00	0.00	0.00
Education Fund	10 E 1500 4100 70 300 000012	0.00	0.00	0.00	0.00	0.00	0.00	0.00
Education Fund	10 E 1500 4100 70 300 000013	100.00	0.00	0.00	0.00	100.00	0.00	0.00
Education Fund	10 E 1500 4100 70 300 000014	100.00	0.00	0.00	0.00	0.56	99.44	99.44
Education Fund	10 E 1500 4100 70 300 000015	100.00	0.00	0.00	0.00	100.00	0.00	0.00
Education Fund	10 E 1500 4100 70 300 000016	100.00	0.00	0.00	0.00	100.00	0.00	0.00
Education Fund	10 E 1500 4100 70 300 000017	100.00	0.00	0.00	0.00	100.00	0.00	0.00
Education Fund	10 E 1500 4100 70 300 000018	0.00	0.00	0.00	0.00	0.00	0.00	0.00
Education Fund	10 E 1500 4100 70 300 000019	250.00	0.00	260.16	0.00	-10.16	0.00	78 0.00
Education Fund	10 E 1500 4100 70 300 000020	400.00	0.00	0.00	0.00	400.00	0.00	0.00
Education Fund	10 E 1500 4100 70 300 000021	3,000.00	0.00	0.00	-77.77	2,674.74	403.03	13.43
Education Fund	10 E 1500 4100 70 300 000022	500.00	0.00	0.00	0.00	371.00	129.00	25.80
Education Fund	10 E 1500 4100 70 300 000023	100.00	0.00	0.00	0.00	100.00	0.00	0.00
Education Fund	10 E 1500 4100 70 300 000024	500.00	0.00	0.00	-200.50	188.67	511.83	102.37
Education Fund	10 E 1500 4400 70 300 000000	0.00	0.00	0.00	0.00	0.00	0.00	0.00
Education Fund	10 E 1500 4700 70 300 000000	0.00	0.00	0.00	0.00	0.00	0.00	0.00
Education Fund	10 E 1500 5400 30 300 000000	0.00	0.00	0.00	0.00	0.00	0.00	0.00
Education Fund	10 E 1500 5400 30 300 000001	0.00	0.00	0.00	0.00	0.00	0.00	0.00
Education Fund	10 E 1500 5400 30 300 000002	0.00	0.00	0.00	0.00	0.00	0.00	0.00
Education Fund	10 E 1500 5400 30 300 000003	0.00	0.00	0.00	0.00	0.00	0.00	0.00
Education Fund	10 E 1500 5400 30 300 000004	0.00	0.00	0.00	0.00	0.00	0.00	0.00
Education Fund	10 E 1500 5400 30 300 000005	20,000.00	-2,010.00	75.00	1,190.00	7,486.31	11,248.69	56.24
Education Fund	10 E 1500 5400 30 300 000006	0.00	0.00	0.00	0.00	0.00	0.00	0.00
Education Fund	10 E 1500 5400 30 300 000007	0.00	0.00	0.00	0.00	0.00	0.00	0.00
Education Fund	10 E 1500 5400 30 300 000008	0.00	0.00	0.00	0.00	0.00	0.00	0.00
Education Fund	10 E 1500 5400 30 300 000009	0.00	0.00	0.00	0.00	0.00	0.00	0.00
Education Fund	10 E 1500 5400 30 300 000010	0.00	0.00	0.00	0.00	0.00	0.00	0.00

Expenditure Report

Fiscal Year: 2020-2021
Month: April

COUNTY OF GRUNDY SCHOOL DIST 111

Fund Description	Account Number	Revised Budget	MTD Activity	Encumbrance	Pending Activity	Available Funds	Year to Date Activity	Percent of Budget Used
Education Fund	10 E 1500 5400 30 300 000011	0.00	0.00	0.00	0.00	0.00	0.00	0.00
Education Fund	10 E 1500 5400 30 300 000012	0.00	0.00	0.00	0.00	0.00	0.00	0.00
Education Fund	10 E 1500 5400 30 300 000013	0.00	0.00	0.00	0.00	0.00	0.00	0.00
Education Fund	10 E 1500 5400 30 300 000014	0.00	0.00	0.00	0.00	0.00	0.00	0.00
Education Fund	10 E 1500 5400 30 300 000015	0.00	0.00	0.00	0.00	0.00	0.00	0.00
Education Fund	10 E 1500 5400 30 300 000016	0.00	0.00	0.00	0.00	0.00	0.00	0.00
Education Fund	10 E 1500 5400 30 300 000017	0.00	0.00	0.00	0.00	0.00	0.00	0.00
Education Fund	10 E 1500 5400 30 300 000018	0.00	0.00	0.00	0.00	0.00	0.00	0.00
Education Fund	10 E 1500 5400 30 300 000019	0.00	0.00	0.00	0.00	0.00	0.00	0.00
Education Fund	10 E 1500 5400 30 300 000020	0.00	0.00	0.00	0.00	0.00	0.00	0.00
Education Fund	10 E 1500 5400 30 300 000021	0.00	0.00	0.00	0.00	0.00	0.00	0.00
Education Fund	10 E 1500 5400 30 300 000022	0.00	0.00	0.00	0.00	0.00	0.00	0.00
Education Fund	10 E 1500 5400 30 300 000023	0.00	0.00	0.00	0.00	0.00	0.00	0.00
Education Fund	10 E 1500 5400 30 300 000024	5,000.00	0.00	0.00	0.00	5,000.00	0.00	0.00
Education Fund	10 E 1500 5400 30 300 000025	0.00	0.00	0.00	0.00	0.00	0.00	79 0.00
Education Fund	10 E 1500 5400 70 300 000000	0.00	0.00	0.00	0.00	0.00	0.00	0.00
Education Fund	10 E 1500 5400 70 300 000001	0.00	0.00	0.00	0.00	0.00	0.00	0.00
Education Fund	10 E 1500 5400 70 300 000002	0.00	0.00	0.00	0.00	0.00	0.00	0.00
Education Fund	10 E 1500 5400 70 300 000003	5,000.00	0.00	0.00	0.00	251.27	4,748.73	94.97
Education Fund	10 E 1500 6400 30 300 000000	5,500.00	0.00	0.00	0.00	5,415.00	85.00	1.55
Education Fund	10 E 1500 6400 30 300 000001	500.00	0.00	0.00	0.00	500.00	0.00	0.00
Education Fund	10 E 1500 6400 30 300 000002	200.00	0.00	0.00	0.00	-105.00	305.00	152.50
Education Fund	10 E 1500 6400 70 000 000000	0.00	0.00	0.00	0.00	0.00	0.00	0.00
Education Fund	10 E 1500 6400 70 000 000001	0.00	0.00	0.00	0.00	0.00	0.00	0.00
Education Fund	10 E 1500 6400 70 000 000002	0.00	0.00	0.00	0.00	0.00	0.00	0.00
Education Fund	10 E 1500 6400 70 300 000000	1,000.00	308.99	0.00	0.00	231.01	768.99	76.90
Education Fund	10 E 1500 6400 70 300 000001	0.00	0.00	0.00	0.00	0.00	0.00	0.00
Education Fund	10 E 1500 6400 70 300 000002	0.00	0.00	0.00	0.00	0.00	0.00	0.00
Education Fund	10 E 1500 6400 70 300 000003	300.00	0.00	0.00	0.00	150.00	150.00	50.00
Education Fund	10 E 1500 6400 70 300 000004	300.00	0.00	0.00	0.00	140.00	160.00	53.33
Education Fund	10 E 1500 6400 70 300 000005	0.00	0.00	0.00	0.00	0.00	0.00	0.00
Education Fund	10 E 1500 6400 70 300 000006	100.00	0.00	0.00	0.00	100.00	0.00	0.00
Education Fund	10 E 1500 6400 70 300 000007	250.00	100.00	0.00	0.00	150.00	100.00	40.00

Expenditure Report

Fiscal Year: 2020-2021
Month: April

COUNTY OF GRUNDY SCHOOL DIST 111

Fund Description	Account Number	Revised Budget	MTD Activity	Encumbrance	Pending Activity	Available Funds	Year to Date Activity	Percent of Budget Used
Education Fund	10 E 1500 6400 70 300 000008	0.00	0.00	0.00	0.00	0.00	0.00	0.00
Education Fund	10 E 1500 6400 70 300 000009	2,100.00	0.00	50.00	0.00	2,050.00	0.00	0.00
Education Fund	10 E 1500 6400 70 300 000010	1,500.00	0.00	0.00	0.00	1,500.00	0.00	0.00
Education Fund	10 E 1600 1100 00 300 000000	0.00	0.00	0.00	0.00	0.00	0.00	0.00
Education Fund	10 E 1600 2110 00 300 000000	0.00	0.00	0.00	0.00	0.00	0.00	0.00
Education Fund	10 E 1600 2220 00 300 000000	0.00	0.00	0.00	0.00	0.00	0.00	0.00
Education Fund	10 E 1650 3000 00 300 000000	0.00	0.00	0.00	0.00	0.00	0.00	0.00
Education Fund	10 E 1650 4100 00 300 000000	0.00	0.00	0.00	0.00	0.00	0.00	0.00
Education Fund	10 E 1650 5400 00 300 000000	0.00	0.00	0.00	0.00	0.00	0.00	0.00
Education Fund	10 E 1700 1100 21 300 000000	414,650.00	34,554.16	0.00	0.00	39,450.43	375,199.57	90.49
Education Fund	10 E 1700 1110 00 300 000000	22,066.00	0.00	0.00	0.00	8,031.40	14,034.60	63.60
Education Fund	10 E 1700 2110 00 300 000000	2,787.00	0.00	0.00	0.00	1,111.84	1,675.16	60.11
Education Fund	10 E 1700 2110 21 300 000000	52,355.00	4,362.97	0.00	0.00	12,797.55	39,557.45	75.56
Education Fund	10 E 1700 2220 00 300 000000	5,239.82	0.00	0.00	-4.52	5,134.03	110.31	2.11
Education Fund	10 E 1700 2220 21 300 000000	84,463.26	6,644.54	0.00	0.00	20,689.10	63,774.16	8075.51
Education Fund	10 E 1700 2230 21 300 000000	0.00	220.80	0.00	0.00	-883.20	883.20	0.00
Education Fund	10 E 1700 3000 21 300 000000	0.00	0.00	0.00	0.00	0.00	0.00	0.00
Education Fund	10 E 1700 3000 21 302 000000	0.00	0.00	0.00	0.00	0.00	0.00	0.00
Education Fund	10 E 1700 3230 00 000 000000	0.00	0.00	0.00	0.00	-728.93	728.93	0.00
Education Fund	10 E 1700 3800 21 300 000000	0.00	0.00	0.00	0.00	0.00	0.00	0.00
Education Fund	10 E 1700 4100 21 300 000000	4,173.00	0.00	0.00	0.00	1,586.51	2,586.49	61.98
Education Fund	10 E 1700 4100 21 302 000000	0.00	0.00	0.00	0.00	0.00	0.00	0.00
Education Fund	10 E 1700 4100 21 302 000001	0.00	0.00	0.00	0.00	0.00	0.00	0.00
Education Fund	10 E 1700 4200 21 300 000000	1,673.00	0.00	0.00	0.00	-100.60	1,773.60	106.01
Education Fund	10 E 1700 4200 21 302 000000	0.00	0.00	0.00	0.00	0.00	0.00	0.00
Education Fund	10 E 1700 4640 21 300 000000	7,700.00	0.00	0.00	0.00	5,671.45	2,028.55	26.34
Education Fund	10 E 1700 4900 21 300 000000	0.00	0.00	0.00	0.00	0.00	0.00	0.00
Education Fund	10 E 1700 4900 21 302 000000	0.00	0.00	0.00	0.00	0.00	0.00	0.00
Education Fund	10 E 1700 5400 21 300 000000	0.00	0.00	0.00	0.00	0.00	0.00	0.00
Education Fund	10 E 1700 5400 21 302 000000	0.00	0.00	0.00	0.00	0.00	0.00	0.00
Education Fund	10 E 1700 5500 21 300 000000	50,000.00	0.00	0.00	0.00	60,185.57	-10,185.57	-20.37
Education Fund	10 E 1700 6400 21 300 000000	0.00	0.00	0.00	0.00	0.00	0.00	0.00
Education Fund	10 E 1700 6400 21 302 000000	0.00	0.00	0.00	0.00	0.00	0.00	0.00

Expenditure Report

Fiscal Year: 2020-2021
Month: April

COUNTY OF GRUNDY SCHOOL DIST 111

Fund Description	Account Number	Revised Budget	MTD Activity	Encumbrance	Pending Activity	Available Funds	Year to Date Activity	Percent of Budget Used
Education Fund	10 E 1800 1100 00 000 000000	0.00	0.00	0.00	0.00	0.00	0.00	0.00
Education Fund	10 E 1800 2110 00 000 000000	0.00	0.00	0.00	0.00	0.00	0.00	0.00
Education Fund	10 E 1900 1100 00 301 000000	88,394.00	8,338.02	0.00	0.00	6,498.71	81,895.29	92.65
Education Fund	10 E 1900 1100 00 301 000001	32,005.00	2,495.93	0.00	0.00	5,659.64	26,345.36	82.32
Education Fund	10 E 1900 2110 00 301 000000	11,160.00	1,052.78	0.00	0.00	1,807.35	9,352.65	83.81
Education Fund	10 E 1900 2220 00 301 000000	33,733.39	2,333.02	0.00	-4.52	11,246.46	22,491.45	66.67
Education Fund	10 E 1900 2220 00 301 000001	0.00	1,514.16	0.00	0.00	-14,342.85	14,342.85	0.00
Education Fund	10 E 1900 2230 00 301 000000	0.00	36.80	0.00	0.00	-147.20	147.20	0.00
Education Fund	10 E 1900 3000 00 301 000000	0.00	0.00	0.00	0.00	0.00	0.00	0.00
Education Fund	10 E 1900 3320 00 301 000000	0.00	0.00	0.00	0.00	0.00	0.00	0.00
Education Fund	10 E 1900 4100 00 301 000000	0.00	0.00	0.00	0.00	0.00	0.00	0.00
Education Fund	10 E 1900 4100 00 301 000001	0.00	0.00	0.00	0.00	0.00	0.00	0.00
Education Fund	10 E 1900 4200 00 301 000000	0.00	0.00	0.00	0.00	0.00	0.00	0.00
Education Fund	10 E 1900 5400 00 301 000000	0.00	0.00	0.00	0.00	0.00	0.00	0.00
Education Fund	10 E 1900 6400 00 301 000000	0.00	0.00	0.00	0.00	0.00	0.00	81 0.00
Education Fund	10 E 1912 6700 00 300 000000	1,791,134.00	0.00	0.00	0.00	331,059.45	1,460,074.55	81.52
Education Fund	10 E 2100 1100 00 300 000000	0.00	0.00	0.00	0.00	0.00	0.00	0.00
Education Fund	10 E 2100 1100 00 300 000001	40,996.50	3,398.76	0.00	0.00	6,263.92	34,732.58	84.72
Education Fund	10 E 2100 1100 00 302 000000	125,651.76	10,420.64	0.00	0.00	19,945.36	105,706.40	84.13
Education Fund	10 E 2100 1100 00 302 000001	0.00	0.00	0.00	0.00	0.00	0.00	0.00
Education Fund	10 E 2100 1200 00 300 000000	2,952.96	0.00	0.00	0.00	2,952.96	0.00	0.00
Education Fund	10 E 2100 2110 00 300 000000	0.00	0.00	0.00	0.00	0.00	0.00	0.00
Education Fund	10 E 2100 2110 00 300 000001	0.00	0.00	0.00	0.00	0.00	0.00	0.00
Education Fund	10 E 2100 2110 00 302 000000	16,210.52	1,344.40	0.00	0.00	2,397.15	13,813.37	85.21
Education Fund	10 E 2100 2210 00 302 000000	0.00	0.00	0.00	0.00	0.00	0.00	0.00
Education Fund	10 E 2100 2220 00 300 000000	601.15	0.00	0.00	0.00	601.15	0.00	0.00
Education Fund	10 E 2100 2220 00 302 000000	99.84	8.00	0.00	-6.52	23.32	83.04	83.17
Education Fund	10 E 2100 3000 00 300 000000	0.00	0.00	0.00	0.00	0.00	0.00	0.00
Education Fund	10 E 2100 3000 00 302 000000	2,919.51	0.00	0.00	0.00	2,919.51	0.00	0.00
Education Fund	10 E 2100 4000 00 302 000000	350.00	253.48	0.00	0.00	96.52	253.48	72.42
Education Fund	10 E 2100 4100 00 300 000000	250.00	0.00	0.00	0.00	250.00	0.00	0.00
Education Fund	10 E 2100 5400 00 300 000000	0.00	0.00	0.00	0.00	0.00	0.00	0.00
Education Fund	10 E 2100 6400 00 300 000000	0.00	0.00	0.00	0.00	0.00	0.00	0.00

Expenditure Report

Fiscal Year: 2020-2021
Month: April

COUNTY OF GRUNDY SCHOOL DIST 111

Fund Description	Account Number	Revised Budget	MTD Activity	Encumbrance	Pending Activity	Available Funds	Year to Date Activity	Percent of Budget Used
Education Fund	10 E 2100 6400 00 300 000001	0.00	0.00	0.00	0.00	0.00	0.00	0.00
Education Fund	10 E 2100 6400 00 302 000000	400.00	0.00	0.00	0.00	-124.64	524.64	131.16
Education Fund	10 E 2100 6400 00 302 000001	750.00	0.00	0.00	0.00	750.00	0.00	0.00
Education Fund	10 E 2110 0000 00 000 000000	0.00	0.00	0.00	0.00	0.00	0.00	0.00
Education Fund	10 E 2110 1000 00 000 000000	48,513.29	3,425.90	0.00	0.00	14,186.62	34,326.67	70.76
Education Fund	10 E 2110 2110 00 000 000000	6,241.53	371.94	0.00	0.00	2,687.31	3,554.22	56.94
Education Fund	10 E 2110 2220 00 000 000000	13,210.31	926.28	0.00	0.00	4,040.90	9,169.41	69.41
Education Fund	10 E 2110 2230 00 000 000000	0.00	15.38	0.00	0.00	-60.12	60.12	0.00
Education Fund	10 E 2113 1100 00 300 000000	198,376.84	17,283.66	0.00	0.00	27,114.76	171,262.08	86.33
Education Fund	10 E 2113 2110 00 300 000000	26,601.19	2,182.32	0.00	0.00	7,238.33	19,362.86	72.79
Education Fund	10 E 2113 2220 00 300 000000	45,755.58	4,337.76	0.00	-12.52	4,199.90	41,568.20	90.85
Education Fund	10 E 2113 2230 00 300 000000	0.00	95.02	0.00	0.00	-381.48	381.48	0.00
Education Fund	10 E 2113 3000 00 300 000000	0.00	0.00	0.00	0.00	0.00	0.00	0.00
Education Fund	10 E 2113 3000 00 302 000000	0.00	0.00	0.00	0.00	0.00	0.00	0.00
Education Fund	10 E 2113 3320 00 300 000000	0.00	0.00	0.00	0.00	0.00	0.00	82 0.00
Education Fund	10 E 2113 3320 00 302 000000	0.00	0.00	0.00	0.00	0.00	0.00	0.00
Education Fund	10 E 2113 4100 00 300 000000	1,300.00	0.00	0.00	0.00	1,273.37	26.63	2.05
Education Fund	10 E 2113 4100 00 300 000001	0.00	0.00	0.00	0.00	0.00	0.00	0.00
Education Fund	10 E 2113 4100 00 300 000002	1,300.00	0.00	0.00	0.00	1,300.00	0.00	0.00
Education Fund	10 E 2113 4100 00 302 000000	0.00	0.00	0.00	0.00	0.00	0.00	0.00
Education Fund	10 E 2113 4100 00 302 000001	0.00	0.00	0.00	0.00	0.00	0.00	0.00
Education Fund	10 E 2113 4100 00 302 000002	0.00	0.00	0.00	0.00	0.00	0.00	0.00
Education Fund	10 E 2113 4700 00 300 000000	0.00	0.00	0.00	0.00	0.00	0.00	0.00
Education Fund	10 E 2113 4700 00 302 000000	0.00	0.00	0.00	0.00	0.00	0.00	0.00
Education Fund	10 E 2113 6400 00 300 000000	0.00	0.00	0.00	0.00	0.00	0.00	0.00
Education Fund	10 E 2113 6400 00 302 000000	0.00	0.00	0.00	0.00	0.00	0.00	0.00
Education Fund	10 E 2120 1100 00 300 000000	509,454.32	44,131.49	0.00	0.00	76,155.13	433,299.19	85.05
Education Fund	10 E 2120 2110 00 300 000000	66,344.62	5,572.23	0.00	0.00	17,221.34	49,123.28	74.04
Education Fund	10 E 2120 2220 00 300 000000	108,647.62	9,704.84	0.00	-24.52	15,029.20	93,642.94	86.19
Education Fund	10 E 2120 2230 00 300 000000	0.00	220.80	0.00	0.00	-883.20	883.20	0.00
Education Fund	10 E 2120 3140 00 300 000000	1,606.80	0.00	0.00	0.00	1,506.80	100.00	6.22
Education Fund	10 E 2120 3140 00 300 000001	0.00	0.00	0.00	0.00	0.00	0.00	0.00
Education Fund	10 E 2120 3140 00 302 000000	0.00	0.00	0.00	0.00	0.00	0.00	0.00

Expenditure Report

Fiscal Year: 2020-2021
Month: April

COUNTY OF GRUNDY SCHOOL DIST 111

Fund Description	Account Number	Revised Budget	MTD Activity	Encumbrance	Pending Activity	Available Funds	Year to Date Activity	Percent of Budget Used
Education Fund	10 E 2120 3140 00 302 000001	0.00	0.00	0.00	0.00	0.00	0.00	0.00
Education Fund	10 E 2120 4100 00 300 000000	0.00	0.00	0.00	0.00	0.00	0.00	0.00
Education Fund	10 E 2120 4100 00 300 000001	500.00	0.00	0.00	0.00	4.90	495.10	99.02
Education Fund	10 E 2120 4100 00 300 000002	500.00	0.00	0.00	0.00	500.00	0.00	0.00
Education Fund	10 E 2120 4100 00 301 000000	0.00	0.00	0.00	0.00	0.00	0.00	0.00
Education Fund	10 E 2120 4100 00 302 000000	0.00	0.00	0.00	0.00	0.00	0.00	0.00
Education Fund	10 E 2120 4100 00 302 000001	0.00	0.00	0.00	0.00	0.00	0.00	0.00
Education Fund	10 E 2120 4100 00 302 000002	0.00	0.00	0.00	0.00	0.00	0.00	0.00
Education Fund	10 E 2120 4200 00 300 000000	0.00	0.00	0.00	0.00	0.00	0.00	0.00
Education Fund	10 E 2120 4200 00 302 000000	0.00	0.00	0.00	0.00	0.00	0.00	0.00
Education Fund	10 E 2120 5400 00 300 000000	0.00	0.00	0.00	0.00	0.00	0.00	0.00
Education Fund	10 E 2120 5400 00 302 000000	0.00	0.00	0.00	0.00	0.00	0.00	0.00
Education Fund	10 E 2120 6400 00 300 000000	0.00	0.00	0.00	0.00	0.00	0.00	0.00
Education Fund	10 E 2120 6400 00 300 000001	500.00	0.00	0.00	0.00	500.00	0.00	0.00
Education Fund	10 E 2120 6400 00 302 000000	0.00	0.00	0.00	0.00	0.00	0.00	83 0.00
Education Fund	10 E 2120 6400 00 302 000001	0.00	0.00	0.00	0.00	-357.00	357.00	0.00
Education Fund	10 E 2125 1100 00 300 000000	78,739.82	6,687.84	0.00	0.00	11,861.42	66,878.40	84.94
Education Fund	10 E 2125 1100 00 300 000001	35,653.37	3,942.40	0.00	0.00	-3,097.92	38,751.29	108.69
Education Fund	10 E 2125 1100 00 302 000000	41,143.41	3,370.26	0.00	0.00	6,450.47	34,692.94	84.32
Education Fund	10 E 2125 2110 00 300 000000	0.00	0.00	0.00	0.00	0.00	0.00	0.00
Education Fund	10 E 2125 2220 00 300 000000	1,172.77	13.06	0.00	-4.52	568.83	608.46	51.88
Education Fund	10 E 2125 2220 00 300 000001	0.00	696.94	0.00	0.00	-3,422.50	3,422.50	0.00
Education Fund	10 E 2125 2220 00 302 000000	23,954.57	2,217.02	0.00	0.00	2,920.47	21,034.10	87.81
Education Fund	10 E 2125 2230 00 300 000000	0.00	36.80	0.00	0.00	-147.20	147.20	0.00
Education Fund	10 E 2125 2230 00 302 000000	0.00	36.80	0.00	0.00	-147.20	147.20	0.00
Education Fund	10 E 2125 3000 00 300 000000	0.00	0.00	0.00	0.00	0.00	0.00	0.00
Education Fund	10 E 2125 3000 00 300 000001	0.00	0.00	0.00	0.00	0.00	0.00	0.00
Education Fund	10 E 2125 3000 00 302 000000	8,347.42	387.45	0.00	0.00	1,271.82	7,075.60	84.76
Education Fund	10 E 2125 3000 00 302 000001	0.00	0.00	0.00	0.00	-240.00	240.00	0.00
Education Fund	10 E 2125 3230 00 300 000000	0.00	0.00	0.00	0.00	0.00	0.00	0.00
Education Fund	10 E 2125 3230 00 300 000001	0.00	0.00	0.00	0.00	0.00	0.00	0.00
Education Fund	10 E 2125 3230 00 302 000000	0.00	0.00	0.00	0.00	0.00	0.00	0.00
Education Fund	10 E 2125 3230 00 302 000001	0.00	0.00	0.00	0.00	0.00	0.00	0.00

Expenditure Report

Fiscal Year: 2020-2021
Month: April

COUNTY OF GRUNDY SCHOOL DIST 111

Fund Description	Account Number	Revised Budget	MTD Activity	Encumbrance	Pending Activity	Available Funds	Year to Date Activity	Percent of Budget Used
Education Fund	10 E 2125 4100 00 300 000000	0.00	0.00	0.00	0.00	0.00	0.00	0.00
Education Fund	10 E 2125 4100 00 300 000001	0.00	0.00	0.00	0.00	0.00	0.00	0.00
Education Fund	10 E 2125 4100 00 300 000002	1,500.00	0.00	0.00	0.00	506.52	993.48	66.23
Education Fund	10 E 2125 4100 00 300 000003	0.00	0.00	0.00	0.00	0.00	0.00	0.00
Education Fund	10 E 2125 4100 00 302 000000	0.00	0.00	0.00	0.00	0.00	0.00	0.00
Education Fund	10 E 2125 4100 00 302 000001	0.00	0.00	0.00	0.00	0.00	0.00	0.00
Education Fund	10 E 2125 4100 00 302 000002	0.00	0.00	0.00	0.00	0.00	0.00	0.00
Education Fund	10 E 2125 5400 00 300 000000	0.00	0.00	0.00	0.00	0.00	0.00	0.00
Education Fund	10 E 2125 5400 00 300 000001	0.00	0.00	0.00	0.00	0.00	0.00	0.00
Education Fund	10 E 2125 5400 00 302 000000	0.00	0.00	0.00	0.00	0.00	0.00	0.00
Education Fund	10 E 2125 5400 00 302 000001	0.00	0.00	0.00	0.00	0.00	0.00	0.00
Education Fund	10 E 2134 1100 00 300 000000	42,204.85	3,939.48	0.00	0.00	5,671.04	36,533.81	86.56
Education Fund	10 E 2134 1100 00 302 000000	39,370.04	2,860.94	0.00	0.00	8,595.53	30,774.51	78.17
Education Fund	10 E 2134 2110 00 300 000000	0.00	0.00	0.00	0.00	0.00	0.00	0.00
Education Fund	10 E 2134 2110 00 302 000000	0.00	0.00	0.00	0.00	0.00	0.00	84 0.00
Education Fund	10 E 2134 2220 00 300 000000	425.47	3.80	0.00	-4.52	373.75	56.24	13.22
Education Fund	10 E 2134 2220 00 302 000000	3,560.89	3.80	0.00	0.00	3,545.69	15.20	0.43
Education Fund	10 E 2134 3000 00 300 000000	500.00	100.17	0.00	0.00	129.10	370.90	74.18
Education Fund	10 E 2134 3000 00 302 000000	0.00	0.00	0.00	0.00	0.00	0.00	0.00
Education Fund	10 E 2134 3230 00 300 000000	0.00	0.00	0.00	0.00	0.00	0.00	0.00
Education Fund	10 E 2134 3230 00 302 000000	0.00	0.00	0.00	0.00	0.00	0.00	0.00
Education Fund	10 E 2134 4100 00 300 000000	8,000.00	0.00	0.00	0.00	6,829.69	1,170.31	14.63
Education Fund	10 E 2134 4100 00 300 000001	0.00	0.00	0.00	0.00	0.00	0.00	0.00
Education Fund	10 E 2134 4100 00 300 000002	0.00	0.00	0.00	0.00	0.00	0.00	0.00
Education Fund	10 E 2134 4100 00 302 000000	0.00	0.00	0.00	0.00	0.00	0.00	0.00
Education Fund	10 E 2134 4100 00 302 000001	0.00	0.00	0.00	0.00	0.00	0.00	0.00
Education Fund	10 E 2134 4100 00 302 000002	0.00	0.00	0.00	0.00	0.00	0.00	0.00
Education Fund	10 E 2134 4200 00 300 000000	0.00	0.00	0.00	0.00	0.00	0.00	0.00
Education Fund	10 E 2134 4200 00 302 000000	0.00	0.00	0.00	0.00	0.00	0.00	0.00
Education Fund	10 E 2134 5400 00 300 000000	500.00	0.00	0.00	0.00	-171.96	671.96	134.39
Education Fund	10 E 2134 5400 00 302 000000	0.00	0.00	0.00	0.00	0.00	0.00	0.00
Education Fund	10 E 2140 1100 00 000 000000	135,805.92	11,873.84	0.00	0.00	13,778.63	122,027.29	89.85
Education Fund	10 E 2140 2110 00 000 000000	18,467.34	1,499.27	0.00	0.00	4,543.57	13,923.77	75.40

Expenditure Report

Fiscal Year: 2020-2021
Month: April

COUNTY OF GRUNDY SCHOOL DIST 111

Fund Description	Account Number	Revised Budget	MTD Activity	Encumbrance	Pending Activity	Available Funds	Year to Date Activity	Percent of Budget Used
Education Fund	10 E 2140 2220 00 000 000000	49.92	8.00	0.00	-4.52	-18.60	73.04	146.31
Education Fund	10 E 2140 4000 00 300 000000	750.00	0.00	0.00	0.00	731.02	18.98	2.53
Education Fund	10 E 2142 3000 00 000 000000	0.00	0.00	0.00	0.00	0.00	0.00	0.00
Education Fund	10 E 2190 2120 00 300 000000	1,829.13	0.00	0.00	0.00	1,829.13	0.00	0.00
Education Fund	10 E 2210 1100 00 300 000000	106,399.25	7,301.92	0.00	0.00	25,556.65	80,842.60	75.98
Education Fund	10 E 2210 1100 00 300 000001	0.00	0.00	0.00	0.00	0.00	0.00	0.00
Education Fund	10 E 2210 1100 00 300 000002	0.00	0.00	0.00	0.00	0.00	0.00	0.00
Education Fund	10 E 2210 1100 00 300 000073	0.00	0.00	0.00	0.00	-8,000.00	8,000.00	0.00
Education Fund	10 E 2210 1100 00 302 000000	61,449.42	2,796.62	0.00	0.00	33,207.86	28,241.56	45.96
Education Fund	10 E 2210 2110 00 300 000000	13,726.34	942.06	0.00	0.00	1,636.53	12,089.81	88.08
Education Fund	10 E 2210 2110 00 300 000001	0.00	0.00	0.00	0.00	0.00	0.00	0.00
Education Fund	10 E 2210 2210 00 300 000000	0.00	0.00	0.00	0.00	0.00	0.00	0.00
Education Fund	10 E 2210 2220 00 300 000000	23,513.30	2,085.16	0.00	-5.08	3,485.77	20,032.61	85.20
Education Fund	10 E 2210 2220 00 302 000000	162.08	1,412.48	0.00	-0.52	-10,330.84	10,493.44	6,474.23
Education Fund	10 E 2210 2230 00 300 000000	0.00	117.38	0.00	0.00	-469.52	469.52	85 0.00
Education Fund	10 E 2210 2230 00 302 000000	0.00	36.80	0.00	0.00	-147.20	147.20	0.00
Education Fund	10 E 2210 3000 00 000 000000	17,837.54	0.00	0.00	0.00	-7,954.46	25,792.00	144.59
Education Fund	10 E 2210 3000 00 300 000000	10,000.00	0.00	0.00	0.00	10,000.00	0.00	0.00
Education Fund	10 E 2210 3000 00 300 000001	0.00	0.00	0.00	0.00	0.00	0.00	0.00
Education Fund	10 E 2210 3000 00 300 000002	0.00	0.00	0.00	0.00	-1,678.88	1,678.88	0.00
Education Fund	10 E 2210 3000 00 300 000003	0.00	0.00	0.00	0.00	0.00	0.00	0.00
Education Fund	10 E 2210 3000 00 300 000004	0.00	0.00	0.00	0.00	0.00	0.00	0.00
Education Fund	10 E 2210 3000 00 300 000005	0.00	0.00	0.00	0.00	0.00	0.00	0.00
Education Fund	10 E 2210 3000 00 300 000006	90,000.00	1,333.30	0.00	0.00	88,576.70	1,423.30	1.58
Education Fund	10 E 2210 3000 00 300 000007	10,500.00	0.00	0.00	0.00	10,500.00	0.00	0.00
Education Fund	10 E 2210 3000 05 300 000000	3,800.00	0.00	0.00	0.00	3,800.00	0.00	0.00
Education Fund	10 E 2210 3000 06 300 000000	3,800.00	179.00	0.00	0.00	3,621.00	179.00	4.71
Education Fund	10 E 2210 3000 10 300 000000	3,800.00	0.00	0.00	0.00	3,192.30	607.70	15.99
Education Fund	10 E 2210 3000 11 300 000000	3,800.00	0.00	0.00	0.00	3,800.00	0.00	0.00
Education Fund	10 E 2210 3000 13 300 000000	3,800.00	0.00	0.00	0.00	3,800.00	0.00	0.00
Education Fund	10 E 2210 3000 15 300 000000	3,800.00	765.00	0.00	0.00	594.00	3,206.00	84.37
Education Fund	10 E 2210 3000 50 300 000000	3,800.00	0.00	0.00	0.00	3,800.00	0.00	0.00
Education Fund	10 E 2210 3120 00 300 000000	17,000.00	0.00	300.00	-300.00	10,693.73	6,306.27	37.10

Expenditure Report

Fiscal Year: 2020-2021
Month: April

COUNTY OF GRUNDY SCHOOL DIST 111

Fund Description	Account Number	Revised Budget	MTD Activity	Encumbrance	Pending Activity	Available Funds	Year to Date Activity	Percent of Budget Used
Education Fund	10 E 2210 4000 00 000 000000	7,000.00	0.00	0.00	0.00	7,000.00	0.00	0.00
Education Fund	10 E 2210 4000 00 300 000000	0.00	0.00	0.00	0.00	-34,951.19	34,951.19	0.00
Education Fund	10 E 2210 4000 00 300 000001	0.00	0.00	78.89	0.00	-1,622.03	1,543.14	0.00
Education Fund	10 E 2210 6400 00 300 000000	500.00	0.00	0.00	0.00	500.00	0.00	0.00
Education Fund	10 E 2210 6400 00 300 000001	500.00	0.00	0.00	0.00	300.00	200.00	40.00
Education Fund	10 E 2212 2110 00 300 000000	0.00	0.00	0.00	0.00	0.00	0.00	0.00
Education Fund	10 E 2213 2110 00 300 000000	0.00	0.00	0.00	0.00	0.00	0.00	0.00
Education Fund	10 E 2220 0000 00 000 000000	0.00	0.00	0.00	0.00	0.00	0.00	0.00
Education Fund	10 E 2220 1100 00 300 000000	0.00	0.00	0.00	0.00	0.00	0.00	0.00
Education Fund	10 E 2220 4000 00 300 000000	0.00	0.00	0.00	0.00	0.00	0.00	0.00
Education Fund	10 E 2222 1100 00 300 000000	50,214.68	4,189.90	0.00	0.00	9,316.33	40,898.35	81.45
Education Fund	10 E 2222 1100 00 300 000001	62,549.20	4,103.84	0.00	0.00	20,980.00	41,569.20	66.46
Education Fund	10 E 2222 1100 00 302 000000	25,726.27	2,152.70	0.00	0.00	4,247.74	21,478.53	83.49
Education Fund	10 E 2222 2110 00 300 000000	0.00	0.00	0.00	0.00	0.00	0.00	0.00
Education Fund	10 E 2222 2110 00 300 000001	6,817.36	518.14	0.00	0.00	2,307.17	4,510.19	86.66
Education Fund	10 E 2222 2110 00 302 000000	0.00	0.00	0.00	0.00	0.00	0.00	0.00
Education Fund	10 E 2222 2220 00 300 000000	10,366.52	2,203.96	0.00	-0.52	-730.67	11,097.71	107.05
Education Fund	10 E 2222 2220 00 300 000001	0.00	710.00	0.00	0.00	-6,687.20	6,687.20	0.00
Education Fund	10 E 2222 2220 00 302 000000	0.00	2,203.96	0.00	0.00	-10,823.08	10,823.08	0.00
Education Fund	10 E 2222 2230 00 300 000001	0.00	36.80	0.00	0.00	-147.20	147.20	0.00
Education Fund	10 E 2222 3000 00 300 000000	0.00	0.00	0.00	0.00	0.00	0.00	0.00
Education Fund	10 E 2222 3000 00 302 000000	0.00	0.00	0.00	0.00	0.00	0.00	0.00
Education Fund	10 E 2222 4100 00 300 000000	7,800.14	1,532.30	0.00	0.00	4,777.60	3,022.54	38.75
Education Fund	10 E 2222 4100 00 300 000001	0.00	0.00	0.00	0.00	0.00	0.00	0.00
Education Fund	10 E 2222 4100 00 302 000000	0.00	0.00	0.00	0.00	0.00	0.00	0.00
Education Fund	10 E 2222 4100 00 302 000001	0.00	0.00	0.00	0.00	0.00	0.00	0.00
Education Fund	10 E 2222 4300 00 300 000000	20,000.00	1,357.43	2,235.31	-571.85	711.64	17,624.90	88.12
Education Fund	10 E 2222 4300 00 300 000001	2,050.00	0.00	1,978.50	0.00	71.50	0.00	0.00
Education Fund	10 E 2222 4300 00 302 000000	0.00	0.00	0.00	0.00	0.00	0.00	0.00
Education Fund	10 E 2222 4400 00 300 000000	60,134.86	2,299.83	7,473.64	0.00	0.00	52,661.22	87.57
Education Fund	10 E 2222 4400 00 302 000000	0.00	0.00	0.00	0.00	0.00	0.00	0.00
Education Fund	10 E 2222 5400 00 300 000000	0.00	0.00	0.00	0.00	0.00	0.00	0.00
Education Fund	10 E 2222 5400 00 302 000000	0.00	0.00	0.00	0.00	0.00	0.00	0.00

Expenditure Report

Fiscal Year: 2020-2021
Month: April

COUNTY OF GRUNDY SCHOOL DIST 111

Fund Description	Account Number	Revised Budget	MTD Activity	Encumbrance	Pending Activity	Available Funds	Year to Date Activity	Percent of Budget Used
Education Fund	10 E 2222 6400 00 300 000000	0.00	0.00	0.00	0.00	0.00	0.00	0.00
Education Fund	10 E 2222 6400 00 302 000000	0.00	0.00	0.00	0.00	0.00	0.00	0.00
Education Fund	10 E 2225 1100 00 300 000000	85,995.00	7,235.16	0.00	0.00	13,643.40	72,351.60	84.13
Education Fund	10 E 2225 1100 00 300 000001	125,000.00	5,668.64	0.00	0.00	68,166.45	56,833.55	45.47
Education Fund	10 E 2225 1100 00 300 000002	0.00	0.00	0.00	0.00	0.00	0.00	0.00
Education Fund	10 E 2225 1100 00 302 000000	0.00	1,836.30	0.00	0.00	-10,099.65	10,099.65	0.00
Education Fund	10 E 2225 1200 00 300 000000	7,000.00	0.00	0.00	0.00	-6,607.50	13,607.50	194.39
Education Fund	10 E 2225 2110 00 300 000000	0.00	0.00	0.00	0.00	0.00	0.00	0.00
Education Fund	10 E 2225 2110 00 302 000000	0.00	0.00	0.00	0.00	0.00	0.00	0.00
Education Fund	10 E 2225 2220 00 300 000000	50,303.24	1,636.08	0.00	-12.52	35,778.08	14,537.68	28.90
Education Fund	10 E 2225 2220 00 300 000001	0.00	2,333.02	0.00	0.00	-22,138.51	22,138.51	0.00
Education Fund	10 E 2225 2220 00 302 000000	0.00	710.00	0.00	0.00	-4,109.48	4,109.48	0.00
Education Fund	10 E 2225 2230 00 300 000000	0.00	18.40	0.00	0.00	-128.80	128.80	0.00
Education Fund	10 E 2225 2230 00 300 000001	0.00	36.80	0.00	0.00	-147.20	147.20	0.00
Education Fund	10 E 2225 2230 00 302 000000	0.00	36.80	0.00	0.00	-147.20	147.20	87 0.00
Education Fund	10 E 2225 3000 00 300 000000	13,000.00	465.30	0.00	0.00	-106.67	13,106.67	100.82
Education Fund	10 E 2225 3000 00 300 000001	54,000.00	10,103.55	0.00	0.00	5,405.87	48,594.13	89.99
Education Fund	10 E 2225 3000 00 300 000002	0.00	0.00	0.00	0.00	0.00	0.00	0.00
Education Fund	10 E 2225 3900 00 300 000000	44,000.00	0.00	0.00	0.00	17,835.06	26,164.94	59.47
Education Fund	10 E 2225 4000 00 300 000000	0.00	0.00	0.00	0.00	0.00	0.00	0.00
Education Fund	10 E 2225 4100 00 300 000000	32,000.00	699.07	5,642.09	211.20	3,824.14	22,322.57	69.76
Education Fund	10 E 2225 4100 00 300 000001	0.00	0.00	0.00	0.00	0.00	0.00	0.00
Education Fund	10 E 2225 4200 00 300 000000	0.00	0.00	0.00	0.00	0.00	0.00	0.00
Education Fund	10 E 2225 4700 00 300 000000	125,000.00	1,858.98	232.00	-652.97	16,900.20	108,520.77	86.82
Education Fund	10 E 2225 5400 00 300 000000	50,000.00	0.00	0.00	0.00	-303,574.25	353,574.25	707.15
Education Fund	10 E 2225 5400 00 300 000001	375,000.00	0.00	0.00	0.00	284,917.92	90,082.08	24.02
Education Fund	10 E 2225 5400 00 300 000002	0.00	0.00	0.00	0.00	0.00	0.00	0.00
Education Fund	10 E 2225 5400 00 300 000003	0.00	0.00	0.00	0.00	0.00	0.00	0.00
Education Fund	10 E 2225 6400 00 300 000000	0.00	0.00	0.00	0.00	0.00	0.00	0.00
Education Fund	10 E 2225 7100 00 300 000000	0.00	0.00	0.00	0.00	0.00	0.00	0.00
Education Fund	10 E 2230 0000 00 000 000000	0.00	0.00	0.00	0.00	0.00	0.00	0.00
Education Fund	10 E 2230 3000 00 300 000000	0.00	0.00	0.00	0.00	0.00	0.00	0.00
Education Fund	10 E 2230 4000 00 300 000000	1,500.00	0.00	0.00	0.00	-92.25	1,592.25	106.15

Expenditure Report

Fiscal Year: 2020-2021
Month: April

COUNTY OF GRUNDY SCHOOL DIST 111

Fund Description	Account Number	Revised Budget	MTD Activity	Encumbrance	Pending Activity	Available Funds	Year to Date Activity	Percent of Budget Used
Education Fund	10 E 2300 1000 00 000 000000	0.00	0.00	0.00	0.00	0.00	0.00	0.00
Education Fund	10 E 2300 1200 00 000 000000	2,300.00	0.00	0.00	0.00	-40.83	2,340.83	101.78
Education Fund	10 E 2300 2110 00 000 000000	300.00	0.00	0.00	0.00	73.48	226.52	75.51
Education Fund	10 E 2300 2220 00 000 000000	0.00	0.00	0.00	0.00	0.00	0.00	0.00
Education Fund	10 E 2300 5000 00 300 000000	0.00	0.00	0.00	0.00	0.00	0.00	0.00
Education Fund	10 E 2310 2000 00 300 000000	0.00	0.00	0.00	0.00	0.00	0.00	0.00
Education Fund	10 E 2310 2110 00 300 000000	3,600.00	0.00	0.00	0.00	3,600.00	0.00	0.00
Education Fund	10 E 2310 2220 00 300 000000	3,500.00	0.00	0.00	0.00	3,500.00	0.00	0.00
Education Fund	10 E 2310 3000 00 000 000000	0.00	0.00	0.00	0.00	0.00	0.00	0.00
Education Fund	10 E 2310 3000 00 300 000000	40,000.00	5,540.00	0.00	0.00	-13,315.50	53,315.50	133.29
Education Fund	10 E 2310 3000 00 300 000001	0.00	0.00	0.00	0.00	0.00	0.00	0.00
Education Fund	10 E 2310 3100 00 300 000000	0.00	0.00	0.00	0.00	0.00	0.00	0.00
Education Fund	10 E 2310 3110 00 300 000000	5,000.00	0.00	0.00	0.00	4,316.20	683.80	13.68
Education Fund	10 E 2310 3110 00 300 000001	5,000.00	0.00	0.00	0.00	149.00	4,851.00	97.02
Education Fund	10 E 2310 3150 00 300 000000	35,000.00	1,379.43	0.00	0.00	8,099.55	26,900.45	8876.86
Education Fund	10 E 2310 3170 00 300 000000	12,000.00	0.00	0.00	0.00	1,500.00	10,500.00	87.50
Education Fund	10 E 2310 3180 00 300 000000	0.00	0.00	0.00	0.00	0.00	0.00	0.00
Education Fund	10 E 2310 3180 00 300 000001	0.00	0.00	0.00	0.00	0.00	0.00	0.00
Education Fund	10 E 2310 3190 00 300 000000	0.00	0.00	0.00	0.00	0.00	0.00	0.00
Education Fund	10 E 2310 3800 00 300 000000	0.00	0.00	0.00	0.00	0.00	0.00	0.00
Education Fund	10 E 2310 3800 00 300 000001	0.00	0.00	0.00	0.00	0.00	0.00	0.00
Education Fund	10 E 2310 3800 00 300 000002	15,000.00	0.00	0.00	0.00	4,057.00	10,943.00	72.95
Education Fund	10 E 2310 3900 00 300 000000	0.00	0.00	0.00	0.00	0.00	0.00	0.00
Education Fund	10 E 2310 4000 00 000 000000	0.00	0.00	0.00	0.00	0.00	0.00	0.00
Education Fund	10 E 2310 4100 00 300 000000	30,000.00	2,032.68	0.00	0.00	17,508.38	12,491.62	41.64
Education Fund	10 E 2310 4100 00 300 000001	0.00	0.00	0.00	0.00	0.00	0.00	0.00
Education Fund	10 E 2310 5400 00 300 000000	0.00	0.00	0.00	0.00	0.00	0.00	0.00
Education Fund	10 E 2310 6400 00 300 000000	17,000.00	0.00	0.00	0.00	16,742.50	257.50	1.51
Education Fund	10 E 2310 6400 00 300 000001	15,000.00	7.50	0.00	0.00	-3,544.66	18,544.66	123.63
Education Fund	10 E 2312 1100 00 300 000000	2,500.00	0.00	0.00	0.00	2,500.00	0.00	0.00
Education Fund	10 E 2313 1100 00 300 000000	0.00	0.00	0.00	0.00	0.00	0.00	0.00
Education Fund	10 E 2313 2110 00 300 000000	0.00	0.00	0.00	0.00	0.00	0.00	0.00
Education Fund	10 E 2313 2160 00 300 000000	0.00	0.00	0.00	0.00	0.00	0.00	0.00

Expenditure Report

Fiscal Year: 2020-2021
Month: April

COUNTY OF GRUNDY SCHOOL DIST 111

Fund Description	Account Number	Revised Budget	MTD Activity	Encumbrance	Pending Activity	Available Funds	Year to Date Activity	Percent of Budget Used
Education Fund	10 E 2321 1100 00 300 000000	72,234.99	6,019.60	0.00	0.00	9,809.63	62,425.36	86.42
Education Fund	10 E 2321 1100 00 300 000001	195,590.40	16,299.20	0.00	0.00	32,598.40	162,992.00	83.33
Education Fund	10 E 2321 1100 00 300 000002	0.00	0.00	0.00	0.00	0.00	0.00	0.00
Education Fund	10 E 2321 1100 00 300 000003	0.00	0.00	0.00	0.00	0.00	0.00	0.00
Education Fund	10 E 2321 2110 00 300 000000	27,769.80	0.00	0.00	0.00	27,769.80	0.00	0.00
Education Fund	10 E 2321 2110 00 300 000001	0.00	2,102.78	0.00	0.00	-21,551.37	21,551.37	0.00
Education Fund	10 E 2321 2160 00 300 000000	0.00	0.00	0.00	0.00	0.00	0.00	0.00
Education Fund	10 E 2321 2210 00 300 000000	0.00	0.00	0.00	0.00	0.00	0.00	0.00
Education Fund	10 E 2321 2220 00 300 000000	8,662.15	13.06	0.00	-12.20	8,525.93	148.42	1.71
Education Fund	10 E 2321 2220 00 300 000001	592.02	721.68	0.00	-0.52	-6,416.01	7,008.55	1,183.84
Education Fund	10 E 2321 2230 00 300 000000	0.00	36.80	0.00	0.00	-147.20	147.20	0.00
Education Fund	10 E 2321 2230 00 300 000001	0.00	36.80	0.00	0.00	-147.20	147.20	0.00
Education Fund	10 E 2321 3000 00 300 000000	0.00	0.00	0.00	0.00	0.00	0.00	0.00
Education Fund	10 E 2321 3100 00 300 000000	0.00	0.00	0.00	0.00	0.00	0.00	0.00
Education Fund	10 E 2321 3230 00 300 000000	0.00	0.00	0.00	0.00	0.00	0.00	89 0.00
Education Fund	10 E 2321 3320 00 300 000000	0.00	0.00	0.00	0.00	0.00	0.00	0.00
Education Fund	10 E 2321 3320 00 300 000001	1,500.00	57.68	0.00	0.00	1,052.10	447.90	29.86
Education Fund	10 E 2321 4100 00 300 000000	0.00	0.00	0.00	0.00	-267.59	267.59	0.00
Education Fund	10 E 2321 5400 00 300 000000	0.00	0.00	0.00	0.00	0.00	0.00	0.00
Education Fund	10 E 2321 6400 00 300 000000	2,000.00	0.00	0.00	0.00	1,440.00	560.00	28.00
Education Fund	10 E 2321 6400 00 300 000001	0.00	0.00	0.00	0.00	0.00	0.00	0.00
Education Fund	10 E 2321 6400 00 300 000002	0.00	0.00	0.00	0.00	0.00	0.00	0.00
Education Fund	10 E 2330 4000 00 300 000000	0.00	0.00	0.00	0.00	0.00	0.00	0.00
Education Fund	10 E 2410 1100 00 300 000000	39,322.31	3,269.50	0.00	0.00	6,270.18	33,052.13	84.05
Education Fund	10 E 2410 1100 00 300 000001	139,725.00	11,643.76	0.00	0.00	23,287.40	116,437.60	83.33
Education Fund	10 E 2410 1100 00 300 000002	50,931.26	4,347.46	0.00	0.00	7,456.66	43,474.60	85.36
Education Fund	10 E 2410 1100 00 300 000003	107,061.25	8,954.38	0.00	0.00	17,971.76	89,089.49	83.21
Education Fund	10 E 2410 1100 00 300 000004	331,844.00	25,952.58	0.00	0.00	67,444.26	264,399.74	79.68
Education Fund	10 E 2410 1100 00 302 000000	106,669.68	8,926.88	0.00	0.00	17,853.70	88,815.98	83.26
Education Fund	10 E 2410 1100 00 302 000001	0.00	0.00	0.00	0.00	0.00	0.00	0.00
Education Fund	10 E 2410 2110 00 300 000000	0.00	0.00	0.00	0.00	0.00	0.00	0.00
Education Fund	10 E 2410 2110 00 300 000001	75,199.49	1,502.18	0.00	0.00	59,981.21	15,218.28	20.24
Education Fund	10 E 2410 2110 00 300 000003	0.00	1,155.22	0.00	0.00	-10,244.16	10,244.16	0.00

Expenditure Report

Fiscal Year: 2020-2021
Month: April

COUNTY OF GRUNDY SCHOOL DIST 111

Fund Description	Account Number	Revised Budget	MTD Activity	Encumbrance	Pending Activity	Available Funds	Year to Date Activity	Percent of Budget Used
Education Fund	10 E 2410 2110 00 300 000004	0.00	3,276.84	0.00	0.00	-29,578.18	29,578.18	0.00
Education Fund	10 E 2410 2110 00 302 000000	14,159.45	1,151.68	0.00	0.00	3,946.65	10,212.80	72.13
Education Fund	10 E 2410 2210 00 300 000000	0.00	0.00	0.00	0.00	0.00	0.00	0.00
Education Fund	10 E 2410 2210 00 302 000000	0.00	0.00	0.00	0.00	0.00	0.00	0.00
Education Fund	10 E 2410 2220 00 300 000000	93,203.86	746.68	0.00	-4.52	84,988.46	8,219.92	8.82
Education Fund	10 E 2410 2220 00 300 000001	2,021.15	2,234.62	0.00	-7.72	-19,901.11	21,929.98	1,085.02
Education Fund	10 E 2410 2220 00 300 000002	2,457.26	1,514.16	0.00	-13.72	-13,052.83	15,523.81	631.75
Education Fund	10 E 2410 2220 00 300 000003	0.00	2,348.06	0.00	0.00	-22,198.67	22,198.67	0.00
Education Fund	10 E 2410 2220 00 300 000004	0.00	3,840.56	0.00	0.00	-36,987.32	36,987.32	0.00
Education Fund	10 E 2410 2220 00 302 000000	24,462.51	2,231.98	0.00	0.00	3,368.57	21,093.94	86.23
Education Fund	10 E 2410 2230 00 300 000000	0.00	36.80	0.00	0.00	-147.20	147.20	0.00
Education Fund	10 E 2410 2230 00 300 000001	0.00	117.38	0.00	0.00	-469.52	469.52	0.00
Education Fund	10 E 2410 2230 00 300 000002	0.00	36.80	0.00	0.00	-147.20	147.20	0.00
Education Fund	10 E 2410 2230 00 300 000003	0.00	117.38	0.00	0.00	-469.52	469.52	0.00
Education Fund	10 E 2410 2230 00 300 000004	0.00	96.60	0.00	0.00	-386.40	386.40	90 0.00
Education Fund	10 E 2410 2230 00 302 000000	0.00	117.38	0.00	0.00	-469.52	469.52	0.00
Education Fund	10 E 2410 3000 00 300 000000	10,000.00	0.00	0.00	0.00	7,863.11	2,136.89	21.37
Education Fund	10 E 2410 3000 00 300 000001	13,000.00	0.00	1,575.00	0.00	11,425.00	0.00	0.00
Education Fund	10 E 2410 3000 00 302 000000	0.00	0.00	0.00	0.00	0.00	0.00	0.00
Education Fund	10 E 2410 3000 00 302 000001	0.00	0.00	0.00	0.00	0.00	0.00	0.00
Education Fund	10 E 2410 3400 00 300 000000	31,000.00	3,612.20	0.00	0.00	18,426.59	12,573.41	40.56
Education Fund	10 E 2410 4100 00 300 000000	9,000.00	0.00	0.00	0.00	-5,786.82	14,786.82	164.30
Education Fund	10 E 2410 4100 00 300 000001	15,000.00	392.34	0.00	-530.67	4,459.62	11,071.05	73.81
Education Fund	10 E 2410 4100 00 300 000002	15,000.00	4,004.96	0.00	0.00	39.99	14,960.01	99.73
Education Fund	10 E 2410 4100 00 300 000003	0.00	0.00	0.00	0.00	0.00	0.00	0.00
Education Fund	10 E 2410 4100 00 300 000004	0.00	0.00	0.00	0.00	0.00	0.00	0.00
Education Fund	10 E 2410 4100 00 300 000005	5,000.00	0.00	0.00	0.00	5,000.00	0.00	0.00
Education Fund	10 E 2410 4100 00 302 000000	8,000.00	0.00	0.00	0.00	7,636.00	364.00	4.55
Education Fund	10 E 2410 4100 00 302 000001	0.00	0.00	0.00	0.00	0.00	0.00	0.00
Education Fund	10 E 2410 4100 00 302 000002	0.00	0.00	0.00	0.00	0.00	0.00	0.00
Education Fund	10 E 2410 4100 00 302 000003	0.00	0.00	0.00	0.00	0.00	0.00	0.00
Education Fund	10 E 2410 5400 00 300 000000	0.00	0.00	0.00	0.00	0.00	0.00	0.00
Education Fund	10 E 2410 5400 00 300 000001	0.00	0.00	0.00	0.00	0.00	0.00	0.00

Expenditure Report

Fiscal Year: 2020-2021
Month: April

COUNTY OF GRUNDY SCHOOL DIST 111

Fund Description	Account Number	Revised Budget	MTD Activity	Encumbrance	Pending Activity	Available Funds	Year to Date Activity	Percent of Budget Used
Education Fund	10 E 2410 5400 00 302 000000	0.00	0.00	0.00	0.00	0.00	0.00	0.00
Education Fund	10 E 2410 5400 00 302 000001	0.00	0.00	0.00	0.00	0.00	0.00	0.00
Education Fund	10 E 2410 6400 00 300 000000	2,500.00	79.00	0.00	0.00	1,373.00	1,127.00	45.08
Education Fund	10 E 2410 6400 00 300 000001	500.00	0.00	0.00	0.00	101.00	399.00	79.80
Education Fund	10 E 2410 6400 00 300 000002	2,000.00	0.00	0.00	0.00	2,000.00	0.00	0.00
Education Fund	10 E 2410 6400 00 300 000003	500.00	0.00	0.00	0.00	500.00	0.00	0.00
Education Fund	10 E 2410 6400 00 300 000004	9,000.00	0.00	0.00	0.00	1,500.00	7,500.00	83.33
Education Fund	10 E 2410 6400 00 302 000000	0.00	0.00	0.00	0.00	0.00	0.00	0.00
Education Fund	10 E 2410 6400 00 302 000001	0.00	0.00	0.00	0.00	0.00	0.00	0.00
Education Fund	10 E 2410 6400 00 302 000002	0.00	0.00	0.00	0.00	0.00	0.00	0.00
Education Fund	10 E 2410 6400 00 302 000003	500.00	0.00	0.00	0.00	500.00	0.00	0.00
Education Fund	10 E 2490 1100 00 300 000000	69,001.24	4,881.56	0.00	0.00	20,097.24	48,904.00	70.87
Education Fund	10 E 2490 1100 00 300 000001	0.00	0.00	0.00	0.00	0.00	0.00	0.00
Education Fund	10 E 2490 2110 00 300 000000	0.00	0.00	0.00	0.00	-32.26	32.26	0.00
Education Fund	10 E 2490 2220 00 300 000000	42,263.19	4,731.48	0.00	-4.52	2,367.02	39,900.69	9194.41
Education Fund	10 E 2490 2220 00 300 000001	1,940.35	0.00	0.00	-12.52	287.00	1,665.87	85.85
Education Fund	10 E 2490 2230 00 300 000000	0.00	72.44	0.00	0.00	-344.22	344.22	0.00
Education Fund	10 E 2490 3000 00 300 000000	1,000.00	0.00	0.00	0.00	1,000.00	0.00	0.00
Education Fund	10 E 2490 3000 00 302 000000	0.00	0.00	0.00	0.00	0.00	0.00	0.00
Education Fund	10 E 2490 4100 00 300 000000	4,000.00	1,287.00	0.00	0.00	844.01	3,155.99	78.90
Education Fund	10 E 2490 4100 00 300 000001	0.00	0.00	0.00	0.00	0.00	0.00	0.00
Education Fund	10 E 2490 4100 00 302 000000	0.00	0.00	0.00	0.00	0.00	0.00	0.00
Education Fund	10 E 2490 4100 00 302 000001	0.00	0.00	0.00	0.00	0.00	0.00	0.00
Education Fund	10 E 2490 5400 00 300 000000	0.00	0.00	0.00	0.00	0.00	0.00	0.00
Education Fund	10 E 2490 5400 00 302 000000	0.00	0.00	0.00	0.00	0.00	0.00	0.00
Education Fund	10 E 2490 6400 00 300 000000	0.00	0.00	0.00	0.00	0.00	0.00	0.00
Education Fund	10 E 2490 6400 00 300 000001	0.00	0.00	0.00	0.00	0.00	0.00	0.00
Education Fund	10 E 2490 6400 00 302 000000	0.00	0.00	0.00	0.00	0.00	0.00	0.00
Education Fund	10 E 2490 6400 00 302 000001	0.00	0.00	0.00	0.00	0.00	0.00	0.00
Education Fund	10 E 2510 1100 00 300 000000	56,009.69	4,667.46	0.00	0.00	9,335.09	46,674.60	83.33
Education Fund	10 E 2510 2110 00 300 000000	0.00	0.00	0.00	0.00	0.00	0.00	0.00
Education Fund	10 E 2510 2120 00 300 000000	3,658.63	0.00	0.00	0.00	3,658.63	0.00	0.00
Education Fund	10 E 2510 2210 00 300 000000	0.00	0.00	0.00	0.00	0.00	0.00	0.00

Expenditure Report

Fiscal Year: 2020-2021
Month: April

COUNTY OF GRUNDY SCHOOL DIST 111

Fund Description	Account Number	Revised Budget	MTD Activity	Encumbrance	Pending Activity	Available Funds	Year to Date Activity	Percent of Budget Used
Education Fund	10 E 2510 2220 00 300 000000	8,274.00	745.76	0.00	-9.96	1,151.59	7,132.37	86.20
Education Fund	10 E 2510 2230 00 300 000000	0.00	39.14	0.00	0.00	-156.56	156.56	0.00
Education Fund	10 E 2510 3320 00 300 000000	2,000.00	0.00	0.00	0.00	2,000.00	0.00	0.00
Education Fund	10 E 2510 6400 00 300 000000	4,000.00	0.00	0.00	0.00	2,870.00	1,130.00	28.25
Education Fund	10 E 2510 6400 00 300 000001	0.00	0.00	0.00	0.00	0.00	0.00	0.00
Education Fund	10 E 2525 1100 00 300 000000	153,078.80	8,308.34	0.00	0.00	69,014.17	84,064.63	54.92
Education Fund	10 E 2525 2220 00 300 000000	15,811.82	1,349.00	0.00	-4.52	4,623.72	11,192.62	70.79
Education Fund	10 E 2525 2230 00 300 000000	0.00	69.92	0.00	0.00	-279.68	279.68	0.00
Education Fund	10 E 2525 3000 00 300 000000	70,000.00	120.00	0.00	0.00	64,046.00	5,954.00	8.51
Education Fund	10 E 2525 3230 00 300 000000	0.00	0.00	0.00	0.00	0.00	0.00	0.00
Education Fund	10 E 2525 3320 00 300 000000	400.00	0.00	0.00	0.00	343.65	56.35	14.09
Education Fund	10 E 2525 3910 00 300 000000	65,000.00	0.00	0.00	0.00	65,000.00	0.00	0.00
Education Fund	10 E 2525 4100 00 000 000000	0.00	0.00	0.00	0.00	0.00	0.00	0.00
Education Fund	10 E 2525 4100 00 300 000000	3,500.00	39.93	0.00	0.00	-436.94	3,936.94	112.48
Education Fund	10 E 2525 5400 00 300 000000	2,500.00	0.00	0.00	0.00	2,500.00	0.00	92 0.00
Education Fund	10 E 2525 6400 00 300 000000	500.00	0.00	0.00	0.00	500.00	0.00	0.00
Education Fund	10 E 2560 3000 00 300 000000	500,000.00	73,314.68	0.00	0.00	152,204.71	347,795.29	69.56
Education Fund	10 E 2560 3000 00 300 000001	0.00	0.00	0.00	0.00	0.00	0.00	0.00
Education Fund	10 E 2560 3000 00 302 000000	0.00	0.00	0.00	0.00	0.00	0.00	0.00
Education Fund	10 E 2560 3150 00 300 000000	35,000.00	516.83	0.00	-306.25	24,009.62	11,296.63	32.28
Education Fund	10 E 2560 3150 00 302 000000	0.00	0.00	0.00	0.00	0.00	0.00	0.00
Education Fund	10 E 2560 3230 00 300 000000	0.00	0.00	0.00	0.00	0.00	0.00	0.00
Education Fund	10 E 2560 3230 00 302 000000	0.00	0.00	0.00	0.00	0.00	0.00	0.00
Education Fund	10 E 2560 4100 00 300 000000	4,000.00	0.00	0.00	0.00	4,000.00	0.00	0.00
Education Fund	10 E 2560 4100 00 300 000001	0.00	0.00	0.00	0.00	0.00	0.00	0.00
Education Fund	10 E 2560 4100 00 302 000000	0.00	0.00	0.00	0.00	0.00	0.00	0.00
Education Fund	10 E 2560 4100 00 302 000001	0.00	0.00	0.00	0.00	0.00	0.00	0.00
Education Fund	10 E 2560 5400 00 300 000000	5,000.00	0.00	0.00	0.00	5,000.00	0.00	0.00
Education Fund	10 E 2560 5400 00 302 000000	0.00	0.00	0.00	0.00	0.00	0.00	0.00
Education Fund	10 E 2560 6900 00 302 000000	3,000.00	0.00	0.00	0.00	1,753.70	1,246.30	41.54
Education Fund	10 E 2632 1100 00 300 000000	27,781.44	2,115.66	0.00	0.00	8,564.61	19,216.83	69.17
Education Fund	10 E 2632 2110 00 300 000000	0.00	0.00	0.00	0.00	0.00	0.00	0.00
Education Fund	10 E 2632 2220 00 300 000000	25,467.04	1,457.00	0.00	-0.52	11,080.45	14,387.11	56.49

Expenditure Report

Fiscal Year: 2020-2021
Month: April

COUNTY OF GRUNDY SCHOOL DIST 111

Fund Description	Account Number	Revised Budget	MTD Activity	Encumbrance	Pending Activity	Available Funds	Year to Date Activity	Percent of Budget Used
Education Fund	10 E 2632 2230 00 300 000000	0.00	18.40	0.00	0.00	-73.60	73.60	0.00
Education Fund	10 E 2632 3000 00 300 000000	250,000.00	16,456.45	0.00	0.00	69,649.23	180,350.77	72.14
Education Fund	10 E 2632 3230 00 300 000000	0.00	0.00	0.00	0.00	0.00	0.00	0.00
Education Fund	10 E 2632 4100 00 000 000000	0.00	0.00	0.00	0.00	0.00	0.00	0.00
Education Fund	10 E 2632 4100 00 300 000000	40,000.00	356.30	0.00	0.00	37,941.99	2,058.01	5.15
Education Fund	10 E 2632 5400 00 300 000000	0.00	0.00	0.00	0.00	0.00	0.00	0.00
Education Fund	10 E 2633 1100 00 300 000000	69,628.00	5,802.34	0.00	0.00	11,604.60	58,023.40	83.33
Education Fund	10 E 2633 2220 00 300 000000	0.00	4.00	0.00	-0.52	-32.52	33.04	0.00
Education Fund	10 E 2633 3000 00 300 000000	9,300.00	0.00	0.00	0.00	3,443.34	5,856.66	62.97
Education Fund	10 E 2633 3230 00 300 000000	0.00	0.00	0.00	0.00	0.00	0.00	0.00
Education Fund	10 E 2633 3320 00 300 000000	0.00	0.00	0.00	0.00	0.00	0.00	0.00
Education Fund	10 E 2633 4100 00 300 000000	0.00	0.00	0.00	103.48	-103.48	0.00	0.00
Education Fund	10 E 2633 5400 00 300 000000	0.00	0.00	0.00	0.00	0.00	0.00	0.00
Education Fund	10 E 2633 6400 00 300 000000	1,000.00	0.00	0.00	0.00	610.00	390.00	39.00
Education Fund	10 E 2900 4000 00 300 000000	1,000.00	0.00	0.00	0.00	1,000.00	0.00	93 0.00
Education Fund	10 E 3000 3000 00 300 000000	700.00	0.00	0.00	0.00	700.00	0.00	0.00
Education Fund	10 E 3000 4100 00 300 000000	1,000.00	0.00	0.00	0.00	1,000.00	0.00	0.00
Education Fund	10 E 3200 1300 00 300 000000	0.00	0.00	0.00	0.00	0.00	0.00	0.00
Education Fund	10 E 3200 1300 00 300 000001	0.00	0.00	0.00	0.00	0.00	0.00	0.00
Education Fund	10 E 3200 2110 00 300 000000	0.00	0.00	0.00	0.00	0.00	0.00	0.00
Education Fund	10 E 3200 2220 00 300 000000	0.00	0.00	0.00	0.00	0.00	0.00	0.00
Education Fund	10 E 3200 5000 00 300 000000	12,000.00	11,092.40	0.00	0.00	907.60	11,092.40	92.44
Education Fund	10 E 4000 6000 00 000 000000	0.00	0.00	0.00	0.00	-172,024.00	172,024.00	0.00
Education Fund	10 E 4100 1100 00 300 000000	0.00	0.00	0.00	0.00	0.00	0.00	0.00
Education Fund	10 E 4100 3000 00 300 000000	0.00	0.00	0.00	0.00	0.00	0.00	0.00
Education Fund	10 E 4100 3320 00 300 221000	0.00	0.00	0.00	0.00	0.00	0.00	0.00
Education Fund	10 E 4100 3900 00 300 000000	0.00	0.00	0.00	0.00	0.00	0.00	0.00
Education Fund	10 E 4100 4100 00 300 212000	0.00	0.00	0.00	0.00	0.00	0.00	0.00
Education Fund	10 E 4100 4100 00 300 222000	0.00	0.00	0.00	0.00	0.00	0.00	0.00
Education Fund	10 E 4100 5400 00 300 100000	0.00	0.00	0.00	0.00	0.00	0.00	0.00
Education Fund	10 E 4120 3000 00 300 000000	0.00	0.00	0.00	0.00	0.00	0.00	0.00
Education Fund	10 E 4120 3000 00 300 000001	165,000.00	0.00	0.00	0.00	165,000.00	0.00	0.00
Education Fund	10 E 4120 6700 00 000 000000	15,000.00	0.00	0.00	0.00	15,000.00	0.00	0.00

Expenditure Report

Fiscal Year: 2020-2021
Month: April

COUNTY OF GRUNDY SCHOOL DIST 111

Fund Description	Account Number	Revised Budget	MTD Activity	Encumbrance	Pending Activity	Available Funds	Year to Date Activity	Percent of Budget Used
Education Fund	10 E 4140 6000 00 000 000000	765,000.00	52,193.97	0.00	0.00	252,576.03	512,423.97	66.98
Education Fund	10 E 4180 0000 00 000 000000	0.00	0.00	0.00	0.00	0.00	0.00	0.00
Education Fund	10 E 4190 6000 00 300 000000	64,429.04	0.00	0.00	0.00	0.00	64,429.04	100.00
Education Fund	10 E 4210 6700 00 000 000000	10,000.00	0.00	0.00	0.00	10,000.00	0.00	0.00
Education Fund	10 E 4220 6700 00 000 000000	2,254,957.00	0.00	0.00	0.00	1,088,527.61	1,166,429.39	51.73
Education Fund	10 E 4810 2120 00 454 000000	0.00	0.00	0.00	0.00	0.00	0.00	0.00
Education Fund	10 E 4810 2120 00 454 000001	0.00	0.00	0.00	0.00	0.00	0.00	0.00
Education Fund	10 E 4810 2220 00 454 000000	0.00	0.00	0.00	0.00	0.00	0.00	0.00
Education Fund	10 E 4810 2220 00 454 000001	0.00	0.00	0.00	0.00	0.00	0.00	0.00
Education Fund	10 E 5900 3900 00 300 000000	0.00	0.00	0.00	0.00	0.00	0.00	0.00
Education Fund	10 E 8130 6600 00 300 000000	0.00	0.00	0.00	0.00	0.00	0.00	0.00
Education Fund	10 E 8400 6600 00 300 000000	0.00	0.00	0.00	0.00	0.00	0.00	0.00
Education Fund	10 E 8500 6600 00 300 000000	0.00	0.00	0.00	0.00	0.00	0.00	0.00
10 - - - - -		30,914,069.05	2,442,401.75	80,072.32	23,414.65	4,705,897.80	26,104,684.28	94
Activity Fund	11 E 1999 4100 00 300 000000	250,000.00	0.00	0.00	0.00	250,000.00	0.00	0.00
Activity Fund	11 E 1999 4100 30 300 910001	0.00	0.00	0.00	0.00	0.00	0.00	0.00
Activity Fund	11 E 1999 4100 30 300 910002	0.00	737.17	0.00	0.00	-9,770.77	9,770.77	0.00
Activity Fund	11 E 1999 4100 30 300 910003	0.00	0.00	0.00	0.00	0.00	0.00	0.00
Activity Fund	11 E 1999 4100 30 300 910004	0.00	2,462.50	0.00	0.00	-2,537.50	2,537.50	0.00
Activity Fund	11 E 1999 4100 30 300 910005	0.00	0.00	0.00	0.00	-6,377.20	6,377.20	0.00
Activity Fund	11 E 1999 4100 30 300 910006	0.00	0.00	0.00	0.00	0.00	0.00	0.00
Activity Fund	11 E 1999 4100 30 300 910007	0.00	0.00	0.00	0.00	-369.00	369.00	0.00
Activity Fund	11 E 1999 4100 30 300 910008	0.00	20.00	0.00	0.00	-3,580.46	3,580.46	0.00
Activity Fund	11 E 1999 4100 30 300 910009	0.00	20.17	0.00	0.00	-357.67	357.67	0.00
Activity Fund	11 E 1999 4100 30 300 910010	0.00	0.00	0.00	0.00	-11,619.28	11,619.28	0.00
Activity Fund	11 E 1999 4100 30 300 910011	0.00	0.00	0.00	0.00	0.00	0.00	0.00
Activity Fund	11 E 1999 4100 30 300 910012	0.00	0.00	0.00	0.00	-18,372.33	18,372.33	0.00
Activity Fund	11 E 1999 4100 30 300 910013	0.00	0.00	0.00	0.00	-5,199.85	5,199.85	0.00
Activity Fund	11 E 1999 4100 30 300 910014	0.00	210.64	0.00	0.00	-27,354.55	27,354.55	0.00
Activity Fund	11 E 1999 4100 30 300 910015	0.00	0.00	0.00	0.00	0.00	0.00	0.00
Activity Fund	11 E 1999 4100 30 300 910016	0.00	2,383.42	0.00	0.00	-2,608.42	2,608.42	0.00
Activity Fund	11 E 1999 4100 30 300 910017	0.00	0.00	0.00	0.00	-640.00	640.00	0.00

Expenditure Report

Fiscal Year: 2020-2021
Month: April

COUNTY OF GRUNDY SCHOOL DIST 111

Fund Description	Account Number	Revised Budget	MTD Activity	Encumbrance	Pending Activity	Available Funds	Year to Date Activity	Percent of Budget Used
Activity Fund	11 E 1999 4100 30 300 910018	0.00	0.00	0.00	0.00	0.00	0.00	0.00
Activity Fund	11 E 1999 4100 30 300 910019	0.00	903.88	0.00	0.00	-4,613.83	4,613.83	0.00
Activity Fund	11 E 1999 4100 30 300 910020	0.00	0.00	0.00	0.00	-1,450.85	1,450.85	0.00
Activity Fund	11 E 1999 4100 30 300 910021	0.00	1,522.00	0.00	0.00	-1,822.00	1,822.00	0.00
Activity Fund	11 E 1999 4100 30 300 910022	0.00	450.00	0.00	0.00	-3,431.28	3,431.28	0.00
Activity Fund	11 E 1999 4100 30 300 910023	0.00	0.00	0.00	0.00	-6,306.60	6,306.60	0.00
Activity Fund	11 E 1999 4100 30 300 910024	0.00	0.00	0.00	0.00	0.00	0.00	0.00
Activity Fund	11 E 1999 4100 30 300 910025	0.00	0.00	0.00	0.00	-660.00	660.00	0.00
Activity Fund	11 E 1999 4100 30 300 910026	0.00	0.00	0.00	0.00	0.00	0.00	0.00
Activity Fund	11 E 1999 4100 30 300 910027	0.00	0.00	0.00	0.00	0.00	0.00	0.00
Activity Fund	11 E 1999 4100 30 300 910028	0.00	0.00	0.00	0.00	0.00	0.00	0.00
Activity Fund	11 E 1999 4100 30 300 910029	0.00	0.00	0.00	0.00	0.00	0.00	0.00
Activity Fund	11 E 1999 4100 30 300 910030	0.00	0.00	0.00	0.00	0.00	0.00	0.00
Activity Fund	11 E 1999 4100 30 300 910031	0.00	0.00	0.00	0.00	0.00	0.00	0.00
Activity Fund	11 E 1999 4100 30 300 910032	0.00	0.00	0.00	0.00	0.00	0.00	95 0.00
Activity Fund	11 E 1999 4100 30 300 910033	0.00	0.00	0.00	0.00	0.00	0.00	0.00
Activity Fund	11 E 1999 4100 30 300 910034	0.00	0.00	0.00	0.00	0.00	0.00	0.00
Activity Fund	11 E 1999 4100 30 300 910035	0.00	0.00	0.00	0.00	0.00	0.00	0.00
Activity Fund	11 E 1999 4100 30 300 910036	0.00	0.00	0.00	0.00	0.00	0.00	0.00
Activity Fund	11 E 1999 4100 30 300 910037	0.00	0.00	0.00	0.00	0.00	0.00	0.00
Activity Fund	11 E 1999 4100 30 300 910038	0.00	0.00	0.00	0.00	0.00	0.00	0.00
Activity Fund	11 E 1999 4100 30 300 910039	0.00	0.00	0.00	0.00	0.00	0.00	0.00
Activity Fund	11 E 1999 4100 30 300 910040	0.00	0.00	0.00	0.00	0.00	0.00	0.00
Activity Fund	11 E 1999 4100 30 300 910041	0.00	0.00	0.00	0.00	0.00	0.00	0.00
Activity Fund	11 E 1999 4100 30 300 910042	0.00	0.00	0.00	0.00	0.00	0.00	0.00
Activity Fund	11 E 1999 4100 70 300 900001	0.00	20.00	0.00	0.00	-2,503.30	2,503.30	0.00
Activity Fund	11 E 1999 4100 70 300 900002	0.00	0.00	0.00	0.00	0.00	0.00	0.00
Activity Fund	11 E 1999 4100 70 300 900003	0.00	0.00	0.00	0.00	0.00	0.00	0.00
Activity Fund	11 E 1999 4100 70 300 900004	0.00	0.00	0.00	0.00	0.00	0.00	0.00
Activity Fund	11 E 1999 4100 70 300 900005	0.00	0.00	0.00	0.00	0.00	0.00	0.00
Activity Fund	11 E 1999 4100 70 300 900006	0.00	0.00	0.00	0.00	0.00	0.00	0.00
Activity Fund	11 E 1999 4100 70 300 900007	0.00	0.00	0.00	0.00	0.00	0.00	0.00
Activity Fund	11 E 1999 4100 70 300 900008	0.00	0.00	0.00	0.00	0.00	0.00	0.00

Expenditure Report

Fiscal Year: 2020-2021
Month: April

COUNTY OF GRUNDY SCHOOL DIST 111

Fund Description	Account Number	Revised Budget	MTD Activity	Encumbrance	Pending Activity	Available Funds	Year to Date Activity	Percent of Budget Used
Activity Fund	11 E 1999 4100 70 300 900009	0.00	0.00	0.00	0.00	0.00	0.00	0.00
Activity Fund	11 E 1999 4100 70 300 900010	0.00	3,057.19	0.00	0.00	-3,290.09	3,290.09	0.00
Activity Fund	11 E 1999 4100 70 300 900011	0.00	1,940.00	0.00	0.00	-1,975.00	1,975.00	0.00
Activity Fund	11 E 1999 4100 70 300 900012	0.00	0.00	0.00	0.00	-509.00	509.00	0.00
Activity Fund	11 E 1999 4100 70 300 900013	0.00	0.00	0.00	0.00	-20.00	20.00	0.00
Activity Fund	11 E 1999 4100 70 300 900014	0.00	0.00	0.00	0.00	0.00	0.00	0.00
Activity Fund	11 E 1999 4100 70 300 900015	0.00	0.00	0.00	0.00	0.00	0.00	0.00
Activity Fund	11 E 1999 4100 70 300 900016	0.00	0.00	0.00	0.00	0.00	0.00	0.00
Activity Fund	11 E 1999 4100 70 300 900017	0.00	0.00	0.00	0.00	0.00	0.00	0.00
Activity Fund	11 E 1999 4100 70 300 900018	0.00	0.00	0.00	0.00	0.00	0.00	0.00
Activity Fund	11 E 1999 4100 70 300 900019	0.00	0.00	0.00	0.00	0.00	0.00	0.00
Activity Fund	11 E 1999 4100 70 300 900020	0.00	0.00	0.00	0.00	-121.78	121.78	0.00
Activity Fund	11 E 1999 4100 70 300 900021	0.00	0.00	0.00	0.00	0.00	0.00	0.00
Activity Fund	11 E 1999 4100 70 300 900022	0.00	0.00	0.00	0.00	0.00	0.00	0.00
Activity Fund	11 E 1999 4100 70 300 900023	0.00	30.00	0.00	0.00	-30.00	30.00	96 0.00
Activity Fund	11 E 1999 4100 70 300 900024	0.00	0.00	0.00	0.00	0.00	0.00	0.00
Activity Fund	11 E 1999 4100 70 300 900025	0.00	0.00	0.00	0.00	0.00	0.00	0.00
Activity Fund	11 E 1999 4100 70 300 900026	0.00	0.00	0.00	0.00	-481.53	481.53	0.00
Activity Fund	11 E 1999 4100 70 300 900027	0.00	0.00	0.00	0.00	0.00	0.00	0.00
Activity Fund	11 E 1999 4100 70 300 900028	0.00	0.00	0.00	0.00	-32.65	32.65	0.00
Activity Fund	11 E 1999 4100 70 300 900029	0.00	0.00	0.00	0.00	0.00	0.00	0.00
Activity Fund	11 E 1999 4100 70 300 900030	0.00	0.00	0.00	0.00	-105.00	105.00	0.00
Activity Fund	11 E 1999 4100 70 300 900031	0.00	0.00	0.00	0.00	0.00	0.00	0.00
Activity Fund	11 E 1999 4100 70 300 900032	0.00	342.36	0.00	0.00	-6,647.33	6,647.33	0.00
Activity Fund	11 E 1999 4100 70 300 900033	0.00	0.00	0.00	0.00	0.00	0.00	0.00
Activity Fund	11 E 1999 4100 70 300 900034	0.00	0.00	0.00	0.00	0.00	0.00	0.00
Activity Fund	11 E 1999 4100 70 300 900035	0.00	0.00	0.00	0.00	0.00	0.00	0.00
Activity Fund	11 E 1999 4100 70 300 900036	0.00	68.36	0.00	0.00	-88.36	88.36	0.00
Activity Fund	11 E 1999 4100 70 300 900037	0.00	0.00	0.00	0.00	-766.16	766.16	0.00
Activity Fund	11 E 1999 4100 70 300 900038	0.00	0.00	0.00	0.00	-3,095.00	3,095.00	0.00
Activity Fund	11 E 1999 4100 70 300 900039	0.00	0.00	0.00	0.00	0.00	0.00	0.00
Activity Fund	11 E 1999 4100 70 300 900040	0.00	0.00	0.00	0.00	0.00	0.00	0.00
Activity Fund	11 E 1999 4100 70 300 900041	0.00	0.00	0.00	0.00	0.00	0.00	0.00

Expenditure Report

Fiscal Year: 2020-2021
Month: April

COUNTY OF GRUNDY SCHOOL DIST 111

Fund Description	Account Number	Revised Budget	MTD Activity	Encumbrance	Pending Activity	Available Funds	Year to Date Activity	Percent of Budget Used
Activity Fund	11 E 1999 4100 70 300 900042	0.00	0.00	0.00	0.00	0.00	0.00	0.00
Activity Fund	11 E 1999 4100 70 300 900043	0.00	0.00	0.00	0.00	0.00	0.00	0.00
Activity Fund	11 E 1999 4100 70 300 900044	0.00	0.00	0.00	0.00	0.00	0.00	0.00
Activity Fund	11 E 1999 4100 70 300 900045	0.00	0.00	0.00	0.00	0.00	0.00	0.00
Activity Fund	11 E 1999 4100 70 300 900046	0.00	0.00	0.00	0.00	-377.58	377.58	0.00
Activity Fund	11 E 1999 4100 70 300 900047	0.00	150.00	0.00	0.00	-150.00	150.00	0.00
Activity Fund	11 E 1999 4100 70 300 900048	0.00	87.97	0.00	0.00	-7,149.20	7,149.20	0.00
Activity Fund	11 E 1999 4100 70 300 900049	0.00	0.00	0.00	0.00	-785.00	785.00	0.00
Activity Fund	11 E 1999 4100 70 300 900050	0.00	0.00	0.00	0.00	0.00	0.00	0.00
Activity Fund	11 E 1999 4100 70 300 900051	0.00	0.00	0.00	0.00	-180.00	180.00	0.00
Activity Fund	11 E 1999 4100 70 300 900052	0.00	0.00	0.00	0.00	0.00	0.00	0.00
Activity Fund	11 E 1999 4100 70 300 900053	0.00	0.00	0.00	0.00	-2,500.00	2,500.00	0.00
Activity Fund	11 E 1999 4100 70 300 900054	0.00	0.00	0.00	0.00	0.00	0.00	0.00
Activity Fund	11 E 1999 4100 70 300 900055	0.00	0.00	0.00	0.00	0.00	0.00	0.00
Activity Fund	11 E 1999 4100 70 300 900056	0.00	0.00	0.00	0.00	0.00	0.00	97 0.00
Activity Fund	11 E 1999 4100 70 300 900057	0.00	0.00	0.00	0.00	0.00	0.00	0.00
Activity Fund	11 E 1999 4100 70 300 900058	0.00	3,189.08	0.00	0.00	-3,189.08	3,189.08	0.00
Activity Fund	11 E 1999 4100 70 300 900059	0.00	0.00	0.00	0.00	-2,500.00	2,500.00	0.00
Activity Fund	11 E 1999 4100 70 300 900060	0.00	0.00	0.00	0.00	0.00	0.00	0.00
Activity Fund	11 E 1999 8000 01 000 900000	0.00	0.00	0.00	0.00	0.00	0.00	0.00
11 - - - - -		250,000.00	17,594.74	0.00	0.00	106,432.35	143,567.65	
1- - - - -		31,164,069.05	2,459,996.49	80,072.32	23,414.65	4,812,330.15	26,248,251.93	
Operations & Maint Fund	20 E 1130 2220 00 000 000000	0.00	6,012.21	0.00	0.00	-49,417.24	49,417.24	0.00
Operations & Maint Fund	20 E 1130 2230 00 000 000000	0.00	809.15	0.00	0.00	-3,979.43	3,979.43	0.00
Operations & Maint Fund	20 E 2220 0000 00 000 000000	0.00	0.00	0.00	0.00	0.00	0.00	0.00
Operations & Maint Fund	20 E 2310 2000 00 300 000000	0.00	0.00	0.00	0.00	0.00	0.00	0.00
Operations & Maint Fund	20 E 2510 1100 00 300 000000	55,992.59	4,666.06	0.00	0.00	9,331.99	46,660.60	83.33
Operations & Maint Fund	20 E 2510 2110 00 300 000000	0.00	0.00	0.00	0.00	0.00	0.00	0.00
Operations & Maint Fund	20 E 2510 2210 00 300 000000	0.00	0.00	0.00	0.00	0.00	0.00	0.00
Operations & Maint Fund	20 E 2510 2220 00 300 000000	9,200.00	745.54	0.00	0.00	2,203.72	6,996.28	76.05
Operations & Maint Fund	20 E 2510 2230 00 300 000000	0.00	39.12	0.00	0.00	-156.48	156.48	0.00

Expenditure Report

Fiscal Year: 2020-2021
Month: April

COUNTY OF GRUNDY SCHOOL DIST 111

Fund Description	Account Number	Revised Budget	MTD Activity	Encumbrance	Pending Activity	Available Funds	Year to Date Activity	Percent of Budget Used
Operations & Maint Fund	20 E 2510 3320 00 300 000000	0.00	0.00	0.00	0.00	0.00	0.00	0.00
Operations & Maint Fund	20 E 2510 6400 00 300 000000	0.00	0.00	0.00	0.00	0.00	0.00	0.00
Operations & Maint Fund	20 E 2540 1100 00 300 000000	0.00	0.00	0.00	0.00	0.00	0.00	0.00
Operations & Maint Fund	20 E 2540 1100 00 300 000001	700,000.00	52,848.59	0.00	0.00	193,072.58	506,927.42	72.42
Operations & Maint Fund	20 E 2540 1100 00 302 000000	0.00	0.00	0.00	0.00	-7,465.48	7,465.48	0.00
Operations & Maint Fund	20 E 2540 1300 00 300 000000	30,000.00	1,251.41	0.00	0.00	19,059.53	10,940.47	36.47
Operations & Maint Fund	20 E 2540 1300 00 300 000001	0.00	0.00	0.00	0.00	0.00	0.00	0.00
Operations & Maint Fund	20 E 2540 2110 00 300 000000	0.00	0.00	0.00	0.00	0.00	0.00	0.00
Operations & Maint Fund	20 E 2540 2220 00 300 000000	205,000.00	-2,364.71	0.00	-44.52	208,627.25	-3,582.73	-1.75
Operations & Maint Fund	20 E 2540 2220 00 300 000001	0.00	15,666.06	0.00	0.00	-144,108.49	144,108.49	0.00
Operations & Maint Fund	20 E 2540 2220 00 302 000000	0.00	0.00	0.00	0.00	0.00	0.00	0.00
Operations & Maint Fund	20 E 2540 2230 00 300 000001	0.00	515.20	0.00	0.00	-2,060.80	2,060.80	0.00
Operations & Maint Fund	20 E 2540 3000 00 300 000000	0.00	0.00	0.00	0.00	0.00	0.00	0.00
Operations & Maint Fund	20 E 2540 3000 00 300 000001	35,000.00	0.00	0.00	0.00	22,628.16	12,371.84	35.35
Operations & Maint Fund	20 E 2540 3000 00 300 000002	65,000.00	0.00	0.00	0.00	60,596.24	4,403.76	98 6.78
Operations & Maint Fund	20 E 2540 3000 00 300 000003	15,000.00	0.00	0.00	0.00	15,000.00	0.00	0.00
Operations & Maint Fund	20 E 2540 3000 00 300 000004	25,000.00	0.00	0.00	0.00	6,223.47	18,776.53	75.11
Operations & Maint Fund	20 E 2540 3000 00 300 000005	2,000.00	185.00	0.00	0.00	520.00	1,480.00	74.00
Operations & Maint Fund	20 E 2540 3000 00 302 000000	88,000.00	731.34	0.00	-2,402.20	41,457.32	48,944.88	55.62
Operations & Maint Fund	20 E 2540 3000 00 302 000001	5,000.00	77.95	0.00	0.00	4,922.05	77.95	1.56
Operations & Maint Fund	20 E 2540 3000 00 302 000002	25,000.00	0.00	0.00	0.00	4,317.22	20,682.78	82.73
Operations & Maint Fund	20 E 2540 3000 00 302 000003	2,500.00	175.00	0.00	0.00	1,100.00	1,400.00	56.00
Operations & Maint Fund	20 E 2540 3100 00 300 000000	0.00	0.00	0.00	0.00	0.00	0.00	0.00
Operations & Maint Fund	20 E 2540 3100 00 300 000001	0.00	0.00	0.00	0.00	0.00	0.00	0.00
Operations & Maint Fund	20 E 2540 3190 00 300 000000	0.00	0.00	0.00	0.00	0.00	0.00	0.00
Operations & Maint Fund	20 E 2540 3200 00 300 000000	0.00	0.00	0.00	0.00	0.00	0.00	0.00
Operations & Maint Fund	20 E 2540 3200 00 301 000000	22,000.00	1,660.80	0.00	0.00	5,392.00	16,608.00	75.49
Operations & Maint Fund	20 E 2540 3210 00 300 000000	35,000.00	2,995.29	0.00	0.00	5,933.02	29,066.98	83.05
Operations & Maint Fund	20 E 2540 3210 00 302 000000	46,000.00	4,449.60	0.00	0.00	7,362.27	38,637.73	84.00
Operations & Maint Fund	20 E 2540 3220 00 300 000000	0.00	0.00	0.00	0.00	0.00	0.00	0.00
Operations & Maint Fund	20 E 2540 3230 00 300 000000	90,000.00	7,133.83	2,950.00	0.00	59,936.20	27,113.80	30.13
Operations & Maint Fund	20 E 2540 3230 00 300 000001	0.00	0.00	0.00	0.00	0.00	0.00	0.00
Operations & Maint Fund	20 E 2540 3230 00 302 000000	85,000.00	4,020.87	0.00	0.00	36,527.45	48,472.55	57.03

Expenditure Report

Fiscal Year: 2020-2021
Month: April

COUNTY OF GRUNDY SCHOOL DIST 111

Fund Description	Account Number	Revised Budget	MTD Activity	Encumbrance	Pending Activity	Available Funds	Year to Date Activity	Percent of Budget Used
Operations & Maint Fund	20 E 2540 3230 00 302 000001	0.00	4,160.00	0.00	0.00	-25,353.12	25,353.12	0.00
Operations & Maint Fund	20 E 2540 3320 00 300 000000	1,000.00	0.00	0.00	0.00	1,000.00	0.00	0.00
Operations & Maint Fund	20 E 2540 3400 00 300 000000	0.00	0.00	0.00	0.00	0.00	0.00	0.00
Operations & Maint Fund	20 E 2540 3400 00 300 000001	65,000.00	6,345.60	0.00	0.00	2,770.22	62,229.78	95.74
Operations & Maint Fund	20 E 2540 3400 00 301 000000	2,200.00	160.93	0.00	0.00	446.77	1,753.23	79.69
Operations & Maint Fund	20 E 2540 3700 00 300 000000	22,000.00	0.00	0.00	0.00	17,976.38	4,023.62	18.29
Operations & Maint Fund	20 E 2540 3700 00 302 000000	25,000.00	1,578.39	0.00	0.00	8,642.60	16,357.40	65.43
Operations & Maint Fund	20 E 2540 3800 00 300 000000	0.00	0.00	0.00	0.00	0.00	0.00	0.00
Operations & Maint Fund	20 E 2540 3800 00 300 000001	0.00	0.00	0.00	0.00	0.00	0.00	0.00
Operations & Maint Fund	20 E 2540 3800 00 300 000002	0.00	0.00	0.00	0.00	0.00	0.00	0.00
Operations & Maint Fund	20 E 2540 3900 00 300 000000	0.00	0.00	0.00	0.00	0.00	0.00	0.00
Operations & Maint Fund	20 E 2540 3900 00 302 000000	60,000.00	8,094.38	0.00	0.00	39,437.07	20,562.93	34.27
Operations & Maint Fund	20 E 2540 3900 00 302 000001	550,000.00	52,059.83	0.00	0.00	-72,593.22	622,593.22	113.20
Operations & Maint Fund	20 E 2540 3900 00 302 000002	0.00	0.00	0.00	0.00	0.00	0.00	0.00
Operations & Maint Fund	20 E 2540 3900 00 302 000003	0.00	0.00	0.00	0.00	0.00	0.00	99 0.00
Operations & Maint Fund	20 E 2540 3900 00 302 000004	0.00	0.00	0.00	0.00	0.00	0.00	0.00
Operations & Maint Fund	20 E 2540 4100 00 300 000000	350,000.00	13,863.41	0.00	-1,315.27	210,400.64	140,914.63	40.26
Operations & Maint Fund	20 E 2540 4100 00 300 000001	35,000.00	3,805.62	63.68	0.00	13,487.73	21,448.59	61.28
Operations & Maint Fund	20 E 2540 4100 00 302 000000	25,000.00	2,923.16	0.00	0.00	-4,204.16	29,204.16	116.82
Operations & Maint Fund	20 E 2540 4100 00 302 000001	12,000.00	0.00	0.00	0.00	6,128.07	5,871.93	48.93
Operations & Maint Fund	20 E 2540 4650 00 300 000000	60,000.00	2,276.05	0.00	0.00	-5,650.27	65,650.27	109.42
Operations & Maint Fund	20 E 2540 4650 00 302 000000	38,000.00	843.20	0.00	0.00	15,612.48	22,387.52	58.91
Operations & Maint Fund	20 E 2540 4660 00 300 000000	265,000.00	21,008.85	0.00	0.00	106,894.15	158,105.85	59.66
Operations & Maint Fund	20 E 2540 4660 00 302 000000	315,000.00	22,470.90	0.00	0.00	94,930.10	220,069.90	69.86
Operations & Maint Fund	20 E 2540 4700 00 300 000000	0.00	0.00	0.00	0.00	0.00	0.00	0.00
Operations & Maint Fund	20 E 2540 4900 00 000 499801	0.00	0.00	0.00	0.00	0.00	0.00	0.00
Operations & Maint Fund	20 E 2540 4900 00 000 499802	0.00	0.00	0.00	0.00	0.00	0.00	0.00
Operations & Maint Fund	20 E 2540 4900 00 000 499803	0.00	0.00	0.00	0.00	0.00	0.00	0.00
Operations & Maint Fund	20 E 2540 5400 00 300 000000	55,000.00	33,425.00	0.00	0.00	14,500.98	40,499.02	73.63
Operations & Maint Fund	20 E 2540 5400 00 300 000001	0.00	0.00	0.00	0.00	0.00	0.00	0.00
Operations & Maint Fund	20 E 2540 5400 00 301 000000	2,500.00	0.00	0.00	0.00	2,500.00	0.00	0.00
Operations & Maint Fund	20 E 2540 5400 00 302 000000	15,000.00	13,476.00	0.00	0.00	1,424.00	13,576.00	90.51
Operations & Maint Fund	20 E 2540 6400 00 300 000000	500.00	0.00	0.00	0.00	500.00	0.00	0.00

Expenditure Report

Fiscal Year: 2020-2021
Month: April

COUNTY OF GRUNDY SCHOOL DIST 111

Fund Description	Account Number	Revised Budget	MTD Activity	Encumbrance	Pending Activity	Available Funds	Year to Date Activity	Percent of Budget Used
Operations & Maint Fund	20 E 2540 6900 00 300 000000	3,600.00	0.00	0.00	0.00	1,771.52	1,828.48	50.79
Operations & Maint Fund	20 E 2540 7000 00 000 499802	0.00	0.00	0.00	0.00	0.00	0.00	0.00
Operations & Maint Fund	20 E 2540 7000 00 000 499803	0.00	0.00	0.00	0.00	0.00	0.00	0.00
Operations & Maint Fund	20 E 2541 1200 00 300 000000	35,000.00	0.00	0.00	0.00	26,023.37	8,976.63	25.65
Operations & Maint Fund	20 E 2541 3900 00 300 000000	0.00	0.00	0.00	0.00	0.00	0.00	0.00
Operations & Maint Fund	20 E 2541 3900 00 300 000001	25,000.00	0.00	0.00	0.00	25,000.00	0.00	0.00
Operations & Maint Fund	20 E 2541 3900 00 302 000000	0.00	0.00	0.00	0.00	0.00	0.00	0.00
Operations & Maint Fund	20 E 2541 3900 00 302 000001	0.00	0.00	0.00	0.00	0.00	0.00	0.00
Operations & Maint Fund	20 E 2541 4100 00 300 000000	10,000.00	0.00	0.00	0.00	10,000.00	0.00	0.00
Operations & Maint Fund	20 E 2541 4100 00 302 000000	0.00	0.00	0.00	0.00	0.00	0.00	0.00
Operations & Maint Fund	20 E 2541 5400 00 300 000000	25,000.00	0.00	0.00	0.00	25,000.00	0.00	0.00
Operations & Maint Fund	20 E 2541 5400 00 302 000000	25,000.00	0.00	0.00	0.00	25,000.00	0.00	0.00
Operations & Maint Fund	20 E 2542 5300 00 300 000000	50,000.00	0.00	0.00	0.00	9,864.00	40,136.00	80.27
Operations & Maint Fund	20 E 2542 5300 00 300 000001	50,000.00	0.00	0.00	0.00	50,000.00	0.00	0.00
Operations & Maint Fund	20 E 2542 5300 00 302 000000	20,000.00	0.00	0.00	0.00	-860.00	20,860.00	104.30
Operations & Maint Fund	20 E 2542 5300 00 302 000001	20,000.00	807.04	0.00	0.00	19,192.96	807.04	4.04
Operations & Maint Fund	20 E 2543 5400 00 300 000000	25,000.00	0.00	0.00	0.00	20,200.00	4,800.00	19.20
Operations & Maint Fund	20 E 2549 3800 00 300 000000	0.00	0.00	0.00	0.00	0.00	0.00	0.00
Operations & Maint Fund	20 E 4140 5200 00 300 000000	0.00	0.00	0.00	0.00	0.00	0.00	0.00
Operations & Maint Fund	20 E 4140 6000 00 000 000000	380,000.00	15,423.18	0.00	0.00	151,392.23	228,607.77	60.16
Operations & Maint Fund	20 E 4140 6000 00 000 000001	0.00	0.00	0.00	0.00	0.00	0.00	0.00
Operations & Maint Fund	20 E 4810 2220 00 454 000000	0.00	0.00	0.00	0.00	0.00	0.00	0.00
Operations & Maint Fund	20 E 4810 2220 00 454 000001	0.00	0.00	0.00	0.00	0.00	0.00	0.00
Operations & Maint Fund	20 E 8130 6610 00 300 000000	0.00	0.00	0.00	0.00	0.00	0.00	0.00
Operations & Maint Fund	20 E 8400 6610 00 300 000000	0.00	0.00	0.00	0.00	0.00	0.00	0.00
Operations & Maint Fund	20 E 8800 6600 00 300 000000	0.00	0.00	0.00	0.00	0.00	0.00	0.00
20 -	-----	4,107,492.59	304,339.85	3,013.68	-3,761.99	1,288,457.05	2,819,783.85	
2-	-----	4,107,492.59	304,339.85	3,013.68	-3,761.99	1,288,457.05	2,819,783.85	
Debt Service Fund or Fund	30 E 4190 6900 00 300 000000	0.00	0.00	0.00	0.00	0.00	0.00	0.00
Debt Service Fund or Fund	30 E 5140 6200 00 300 000000	0.00	0.00	0.00	0.00	0.00	0.00	0.00
Debt Service Fund or Fund	30 E 5140 6200 00 300 000001	0.00	0.00	0.00	0.00	0.00	0.00	0.00

Expenditure Report

Fiscal Year: 2020-2021
Month: April

COUNTY OF GRUNDY SCHOOL DIST 111

Fund Description	Account Number	Revised Budget	MTD Activity	Encumbrance	Pending Activity	Available Funds	Year to Date Activity	Percent of Budget Used
Debt Service Fund or Fund	30 E 5140 6200 00 300 000002	0.00	0.00	0.00	0.00	0.00	0.00	0.00
Debt Service Fund or Fund	30 E 5140 6200 00 300 000003	0.00	0.00	0.00	0.00	0.00	0.00	0.00
Debt Service Fund or Fund	30 E 5140 6200 00 300 000004	0.00	0.00	0.00	0.00	0.00	0.00	0.00
Debt Service Fund or Fund	30 E 5140 6200 00 300 000005	0.00	397,425.00	0.00	0.00	-840,550.00	840,550.00	0.00
Debt Service Fund or Fund	30 E 5140 6200 00 300 000006	0.00	0.00	0.00	0.00	0.00	0.00	0.00
Debt Service Fund or Fund	30 E 5140 6200 00 300 000007	0.00	0.00	0.00	0.00	0.00	0.00	0.00
Debt Service Fund or Fund	30 E 5140 6210 00 000 000000	16,666.50	0.00	0.00	0.00	0.00	16,666.50	100.00
Debt Service Fund or Fund	30 E 5140 6210 00 000 000001	284,100.00	0.00	0.00	0.00	0.00	284,100.00	100.00
Debt Service Fund or Fund	30 E 5140 6210 00 300 000000	0.00	0.00	0.00	0.00	0.00	0.00	0.00
Debt Service Fund or Fund	30 E 5140 6210 00 300 000001	339,675.00	0.00	0.00	0.00	16,800.00	322,875.00	95.05
Debt Service Fund or Fund	30 E 5140 6210 00 300 000002	0.00	0.00	0.00	0.00	0.00	0.00	0.00
Debt Service Fund or Fund	30 E 5140 6210 00 300 000003	365,200.00	0.00	0.00	0.00	0.00	365,200.00	100.00
Debt Service Fund or Fund	30 E 5140 6210 00 300 000004	0.00	0.00	0.00	0.00	0.00	0.00	0.00
Debt Service Fund or Fund	30 E 5140 6210 00 300 000005	322,000.00	0.00	0.00	0.00	161,000.00	161,000.00	50.00
Debt Service Fund or Fund	30 E 5140 6210 00 300 000006	77,800.00	0.00	0.00	0.00	38,900.00	38,900.00	100.00
Debt Service Fund or Fund	30 E 5140 6210 00 300 000007	840,550.00	0.00	0.00	0.00	840,550.00	0.00	0.00
Debt Service Fund or Fund	30 E 5200 6100 00 000 000000	0.00	0.00	0.00	0.00	0.00	0.00	0.00
Debt Service Fund or Fund	30 E 5200 6100 00 000 000001	0.00	0.00	0.00	0.00	0.00	0.00	0.00
Debt Service Fund or Fund	30 E 5200 6100 00 000 000002	0.00	0.00	0.00	0.00	0.00	0.00	0.00
Debt Service Fund or Fund	30 E 5200 6100 00 000 000003	0.00	0.00	0.00	0.00	0.00	0.00	0.00
Debt Service Fund or Fund	30 E 5200 6100 00 300 000000	0.00	0.00	0.00	0.00	0.00	0.00	0.00
Debt Service Fund or Fund	30 E 5200 6100 00 300 000001	0.00	0.00	0.00	0.00	0.00	0.00	0.00
Debt Service Fund or Fund	30 E 5200 6100 00 300 000002	0.00	0.00	0.00	0.00	0.00	0.00	0.00
Debt Service Fund or Fund	30 E 5200 6100 00 300 000003	0.00	0.00	0.00	0.00	0.00	0.00	0.00
Debt Service Fund or Fund	30 E 5200 6100 00 300 000004	0.00	0.00	0.00	0.00	0.00	0.00	0.00
Debt Service Fund or Fund	30 E 5200 6100 00 300 000005	0.00	0.00	0.00	0.00	0.00	0.00	0.00
Debt Service Fund or Fund	30 E 5200 6100 00 300 000006	0.00	0.00	0.00	0.00	0.00	0.00	0.00
Debt Service Fund or Fund	30 E 5200 6100 00 300 000007	0.00	0.00	0.00	0.00	0.00	0.00	0.00
Debt Service Fund or Fund	30 E 5200 6100 00 300 000008	0.00	0.00	0.00	0.00	0.00	0.00	0.00
Debt Service Fund or Fund	30 E 5200 6100 00 300 000009	2,285,000.00	0.00	0.00	0.00	2,285,000.00	0.00	0.00
Debt Service Fund or Fund	30 E 5200 6210 00 300 000000	0.00	0.00	0.00	0.00	0.00	0.00	0.00
Debt Service Fund or Fund	30 E 5300 6100 00 300 000000	0.00	0.00	0.00	0.00	-2,285,000.00	2,285,000.00	0.00
Debt Service Fund or Fund	30 E 5300 6110 00 000 000000	0.00	0.00	0.00	0.00	0.00	0.00	0.00

Expenditure Report

Fiscal Year: 2020-2021
Month: April

COUNTY OF GRUNDY SCHOOL DIST 111

Fund Description	Account Number	Revised Budget	MTD Activity	Encumbrance	Pending Activity	Available Funds	Year to Date Activity	Percent of Budget Used
Debt Service Fund or Fund	30 E 5300 6110 00 000 000001	0.00	0.00	0.00	0.00	0.00	0.00	0.00
Debt Service Fund or Fund	30 E 5300 6110 00 000 000002	0.00	0.00	0.00	0.00	0.00	0.00	0.00
Debt Service Fund or Fund	30 E 5300 6110 00 000 000003	0.00	0.00	0.00	0.00	0.00	0.00	0.00
Debt Service Fund or Fund	30 E 5300 6110 00 000 000004	0.00	0.00	0.00	0.00	0.00	0.00	0.00
Debt Service Fund or Fund	30 E 5300 6110 00 000 000005	0.00	0.00	0.00	0.00	0.00	0.00	0.00
Debt Service Fund or Fund	30 E 5300 6110 00 000 000006	615,000.00	0.00	0.00	0.00	0.00	615,000.00	100.00
Debt Service Fund or Fund	30 E 5300 6110 00 000 000007	0.00	0.00	0.00	0.00	0.00	0.00	0.00
Debt Service Fund or Fund	30 E 5300 6110 00 000 000008	750,000.00	0.00	0.00	0.00	0.00	750,000.00	100.00
Debt Service Fund or Fund	30 E 5300 6110 00 000 000009	0.00	0.00	0.00	0.00	0.00	0.00	0.00
Debt Service Fund or Fund	30 E 5300 6110 00 000 000010	0.00	0.00	0.00	0.00	0.00	0.00	0.00
Debt Service Fund or Fund	30 E 5300 6110 00 000 000011	0.00	0.00	0.00	0.00	0.00	0.00	0.00
Debt Service Fund or Fund	30 E 5300 6110 00 000 000012	2,090,000.00	0.00	0.00	0.00	-161,000.00	2,251,000.00	107.70
Debt Service Fund or Fund	30 E 5300 6610 00 000 000000	0.00	0.00	0.00	0.00	0.00	0.00	0.00
Debt Service Fund or Fund	30 E 5300 6610 00 300 000000	0.00	0.00	0.00	0.00	0.00	0.00	0.00
Debt Service Fund or Fund	30 E 5300 6610 00 300 000001	0.00	0.00	0.00	0.00	0.00	0.00	102.00
Debt Service Fund or Fund	30 E 5300 6610 00 300 000002	0.00	0.00	0.00	0.00	0.00	0.00	0.00
Debt Service Fund or Fund	30 E 5300 6610 00 300 000003	0.00	0.00	0.00	0.00	0.00	0.00	0.00
Debt Service Fund or Fund	30 E 5300 6610 00 302 000000	0.00	0.00	0.00	0.00	0.00	0.00	0.00
Debt Service Fund or Fund	30 E 5300 6610 00 302 000001	0.00	0.00	0.00	0.00	0.00	0.00	0.00
Debt Service Fund or Fund	30 E 5900 3180 00 000 000000	0.00	0.00	0.00	0.00	0.00	0.00	0.00
Debt Service Fund or Fund	30 E 5900 3190 00 000 000000	0.00	0.00	0.00	0.00	0.00	0.00	0.00
Debt Service Fund or Fund	30 E 5900 3190 00 000 000001	0.00	0.00	0.00	0.00	0.00	0.00	0.00
Debt Service Fund or Fund	30 E 5900 3900 00 300 000000	0.00	1,050.00	0.00	0.00	-35,334.12	35,334.12	0.00
Debt Service Fund or Fund	30 E 5900 3900 00 300 000001	0.00	0.00	0.00	0.00	0.00	0.00	0.00
Debt Service Fund or Fund	30 E 5900 6110 00 000 000000	0.00	0.00	0.00	0.00	0.00	0.00	0.00
Debt Service Fund or Fund	30 E 8990 0000 00 000 000001	0.00	0.00	0.00	0.00	0.00	0.00	0.00
30 -	-----	7,985,991.50	398,475.00	0.00	0.00	20,365.88	7,965,625.62	
3-	-----	7,985,991.50	398,475.00	0.00	0.00	20,365.88	7,965,625.62	
Transportation Fund	40 E 1130 2220 00 000 000000	0.00	1,380.87	0.00	0.00	-26,754.54	26,754.54	0.00
Transportation Fund	40 E 1130 2230 00 000 000000	0.00	20.59	0.00	0.00	-3,975.23	3,975.23	0.00
Transportation Fund	40 E 2190 1100 00 300 000000	55,992.59	4,666.06	0.00	0.00	9,331.99	46,660.60	83.33

Expenditure Report

Fiscal Year: 2020-2021
Month: April

COUNTY OF GRUNDY SCHOOL DIST 111

Fund Description	Account Number	Revised Budget	MTD Activity	Encumbrance	Pending Activity	Available Funds	Year to Date Activity	Percent of Budget Used
Transportation Fund	40 E 2190 2110 00 300 000000	0.00	0.00	0.00	0.00	0.00	0.00	0.00
Transportation Fund	40 E 2190 2210 00 300 000000	0.00	0.00	0.00	0.00	0.00	0.00	0.00
Transportation Fund	40 E 2190 2220 00 300 000000	8,863.34	745.56	0.00	0.00	1,867.10	6,996.24	78.93
Transportation Fund	40 E 2190 2230 00 300 000000	0.00	39.12	0.00	0.00	-156.48	156.48	0.00
Transportation Fund	40 E 2190 3320 00 300 000000	0.00	0.00	0.00	0.00	0.00	0.00	0.00
Transportation Fund	40 E 2190 6400 00 300 000000	0.00	0.00	0.00	0.00	0.00	0.00	0.00
Transportation Fund	40 E 2220 0000 00 000 000000	0.00	0.00	0.00	0.00	0.00	0.00	0.00
Transportation Fund	40 E 2220 1100 00 300 000004	0.00	0.00	0.00	0.00	0.00	0.00	0.00
Transportation Fund	40 E 2230 0000 00 000 000000	0.00	0.00	0.00	0.00	0.00	0.00	0.00
Transportation Fund	40 E 2310 2000 00 300 000000	0.00	0.00	0.00	0.00	0.00	0.00	0.00
Transportation Fund	40 E 2550 1100 00 300 000000	60,823.34	8,971.26	0.00	0.00	7,026.34	53,797.00	88.45
Transportation Fund	40 E 2550 1100 00 300 000001	0.00	0.00	0.00	0.00	0.00	0.00	0.00
Transportation Fund	40 E 2550 1100 00 300 000002	411,995.09	28,656.07	0.00	0.00	110,709.59	301,285.50	73.13
Transportation Fund	40 E 2550 1100 00 300 000003	530,000.00	37,925.95	0.00	0.00	166,998.62	363,001.38	68.49
Transportation Fund	40 E 2550 1100 00 300 000004	8,500.00	525.00	0.00	0.00	3,250.00	5,250.00	61.76
Transportation Fund	40 E 2550 1100 00 300 000005	124,000.00	3,898.73	0.00	0.00	63,584.07	60,415.93	48.72
Transportation Fund	40 E 2550 1100 00 300 000006	0.00	0.00	0.00	0.00	0.00	0.00	0.00
Transportation Fund	40 E 2550 1100 00 300 000007	0.00	0.00	0.00	0.00	0.00	0.00	0.00
Transportation Fund	40 E 2550 1100 00 300 000008	0.00	0.00	0.00	0.00	0.00	0.00	0.00
Transportation Fund	40 E 2550 1100 00 300 000009	65,000.00	4,168.75	0.00	0.00	24,891.14	40,108.86	61.71
Transportation Fund	40 E 2550 1300 00 300 000000	12,000.00	4,490.60	0.00	0.00	-4,471.48	16,471.48	137.26
Transportation Fund	40 E 2550 1300 00 300 000001	50,000.00	994.47	0.00	0.00	44,636.59	5,363.41	10.73
Transportation Fund	40 E 2550 1300 00 300 000002	40,000.00	4,600.63	0.00	0.00	28,409.07	11,590.93	28.98
Transportation Fund	40 E 2550 1300 00 300 000003	0.00	0.00	0.00	0.00	0.00	0.00	0.00
Transportation Fund	40 E 2550 2220 00 000 000000	600.00	0.00	0.00	-0.52	325.90	274.62	45.77
Transportation Fund	40 E 2550 2220 00 000 000001	8,000.00	-110.40	0.00	-0.52	8,141.22	-140.70	-1.76
Transportation Fund	40 E 2550 2220 00 300 000000	1,600.00	1,412.48	0.00	0.00	-4,057.44	5,657.44	353.59
Transportation Fund	40 E 2550 2220 00 300 000004	0.00	71.00	0.00	0.00	-664.88	664.88	0.00
Transportation Fund	40 E 2550 2220 00 300 000009	0.00	696.94	0.00	0.00	-3,422.50	3,422.50	0.00
Transportation Fund	40 E 2550 2230 00 300 000000	0.00	36.80	0.00	0.00	-184.00	184.00	0.00
Transportation Fund	40 E 2550 2230 00 300 000004	0.00	3.68	0.00	0.00	-14.72	14.72	0.00
Transportation Fund	40 E 2550 2300 00 300 000000	0.00	0.00	0.00	0.00	0.00	0.00	0.00
Transportation Fund	40 E 2550 3100 00 300 000000	12,000.00	0.00	0.00	0.00	10,765.00	1,235.00	10.29

Expenditure Report

Fiscal Year: 2020-2021
Month: April

COUNTY OF GRUNDY SCHOOL DIST 111

Fund Description	Account Number	Revised Budget	MTD Activity	Encumbrance	Pending Activity	Available Funds	Year to Date Activity	Percent of Budget Used
Transportation Fund	40 E 2550 3100 00 300 000001	0.00	0.00	0.00	0.00	0.00	0.00	0.00
Transportation Fund	40 E 2550 3200 00 000 000000	550,000.00	0.00	0.00	0.00	489,359.69	60,640.31	11.03
Transportation Fund	40 E 2550 3210 00 300 000000	5,500.00	506.36	0.00	0.00	1,653.53	3,846.47	69.94
Transportation Fund	40 E 2550 3220 00 300 000000	5,000.00	0.00	0.00	0.00	4,421.46	578.54	11.57
Transportation Fund	40 E 2550 3220 00 300 000001	11,000.00	6,015.50	0.00	0.00	780.75	10,219.25	92.90
Transportation Fund	40 E 2550 3310 00 300 000000	65,000.00	0.00	0.00	0.00	60,164.84	4,835.16	7.44
Transportation Fund	40 E 2550 3320 00 300 000000	2,500.00	0.00	0.00	0.00	2,500.00	0.00	0.00
Transportation Fund	40 E 2550 3400 00 300 000000	2,500.00	38.56	0.00	0.00	1,755.98	744.02	29.76
Transportation Fund	40 E 2550 3400 00 300 000001	0.00	0.00	0.00	0.00	0.00	0.00	0.00
Transportation Fund	40 E 2550 3500 00 000 000000	500.00	0.00	0.00	0.00	-444.47	944.47	188.89
Transportation Fund	40 E 2550 3700 00 300 000000	2,500.00	93.02	0.00	0.00	2,018.87	481.13	19.25
Transportation Fund	40 E 2550 3800 00 300 000000	0.00	0.00	0.00	0.00	0.00	0.00	0.00
Transportation Fund	40 E 2550 3800 00 300 000001	0.00	0.00	0.00	0.00	0.00	0.00	0.00
Transportation Fund	40 E 2550 3800 00 300 000002	0.00	0.00	0.00	0.00	0.00	0.00	0.00
Transportation Fund	40 E 2550 3900 00 300 000000	0.00	0.00	0.00	0.00	0.00	0.00	104.00
Transportation Fund	40 E 2550 3900 00 300 000001	4,000.00	0.00	0.00	0.00	-5,969.78	9,969.78	249.24
Transportation Fund	40 E 2550 4640 00 300 000000	35,000.00	955.22	0.00	0.00	26,826.36	8,173.64	23.35
Transportation Fund	40 E 2550 6400 00 000 000000	600.00	30.40	0.00	0.00	569.60	30.40	5.07
Transportation Fund	40 E 2550 6900 00 300 000000	0.00	0.00	0.00	0.00	0.00	0.00	0.00
Transportation Fund	40 E 2552 4100 00 300 000000	60,000.00	1,439.98	0.00	-717.50	44,338.26	16,379.24	27.30
Transportation Fund	40 E 2552 4100 00 300 000001	15,000.00	217.64	0.00	0.00	12,259.06	2,740.94	18.27
Transportation Fund	40 E 2552 4640 00 300 000000	175,000.00	21,132.90	0.00	-2.85	109,822.44	65,180.41	37.25
Transportation Fund	40 E 2552 4650 00 300 000000	2,200.00	1,386.83	0.00	0.00	-79.83	2,279.83	103.63
Transportation Fund	40 E 2552 4660 00 300 000000	7,500.00	582.61	0.00	0.00	2,416.57	5,083.43	67.78
Transportation Fund	40 E 2554 1100 00 300 000000	106,803.12	1,949.33	0.00	0.00	51,781.66	55,021.46	51.52
Transportation Fund	40 E 2554 1100 00 300 000001	72,000.00	-2,976.75	0.00	0.00	47,760.75	24,239.25	33.67
Transportation Fund	40 E 2554 2220 00 300 000000	69,000.00	-483.10	0.00	-4.52	44,717.04	24,287.48	35.20
Transportation Fund	40 E 2554 2220 00 300 000001	0.00	1,486.14	0.00	0.00	-13,994.16	13,994.16	0.00
Transportation Fund	40 E 2554 2230 00 300 000000	0.00	73.60	0.00	0.00	-294.40	294.40	0.00
Transportation Fund	40 E 2554 2230 00 300 000001	0.00	36.80	0.00	0.00	-147.20	147.20	0.00
Transportation Fund	40 E 2554 3000 00 300 000000	45,000.00	162.58	0.00	0.00	40,365.56	4,634.44	10.30
Transportation Fund	40 E 2554 3230 00 300 000000	70,000.00	8,942.36	0.00	0.00	-11,662.34	81,662.34	116.66
Transportation Fund	40 E 2554 3390 00 300 000000	10,000.00	936.00	0.00	0.00	2,376.51	7,623.49	76.23

Expenditure Report

Fiscal Year: 2020-2021
Month: April

COUNTY OF GRUNDY SCHOOL DIST 111

Fund Description	Account Number	Revised Budget	MTD Activity	Encumbrance	Pending Activity	Available Funds	Year to Date Activity	Percent of Budget Used
Transportation Fund	40 E 2554 5400 00 300 000000	5,000.00	0.00	0.00	0.00	5,000.00	0.00	0.00
Transportation Fund	40 E 2554 5600 00 300 000000	30,000.00	0.00	0.00	0.00	30,000.00	0.00	0.00
Transportation Fund	40 E 2559 5200 00 300 000000	0.00	0.00	0.00	0.00	0.00	0.00	0.00
Transportation Fund	40 E 2559 5300 00 300 000000	10,000.00	0.00	0.00	0.00	2,389.72	7,610.28	76.10
Transportation Fund	40 E 2559 6900 00 300 000000	0.00	0.00	0.00	0.00	0.00	0.00	0.00
Transportation Fund	40 E 4810 2220 00 454 000000	0.00	0.00	0.00	0.00	0.00	0.00	0.00
Transportation Fund	40 E 4810 2220 00 454 000001	0.00	0.00	0.00	0.00	0.00	0.00	0.00
40 - - - - -		2,750,977.48	145,720.14	0.00	-725.91	1,386,921.83	1,364,781.56	
4- - - - -		2,750,977.48	145,720.14	0.00	-725.91	1,386,921.83	1,364,781.56	
I.M.R.F./Soc. Sec. Fund	50 E 1130 2120 00 000 000000	6,370.72	690.96	0.00	0.00	1,706.23	4,664.49	73.22
I.M.R.F./Soc. Sec. Fund	50 E 1130 2120 00 300 000000	189.11	0.00	0.00	0.00	189.11	0.00	0.00
I.M.R.F./Soc. Sec. Fund	50 E 1130 2120 00 300 000001	0.00	0.00	0.00	0.00	-244.65	244.65	0.00
I.M.R.F./Soc. Sec. Fund	50 E 1130 2120 50 300 000000	0.00	0.00	0.00	0.00	0.00	0.00	1050.00
I.M.R.F./Soc. Sec. Fund	50 E 1130 2130 00 000 000000	5,076.80	417.95	0.00	0.00	2,222.29	2,854.51	56.23
I.M.R.F./Soc. Sec. Fund	50 E 1130 2130 00 300 000000	234.50	0.00	0.00	0.00	234.50	0.00	0.00
I.M.R.F./Soc. Sec. Fund	50 E 1130 2130 00 300 000001	0.00	0.00	0.00	0.00	-151.38	151.38	0.00
I.M.R.F./Soc. Sec. Fund	50 E 1130 2130 00 300 000004	0.00	0.00	0.00	0.00	-1,469.00	1,469.00	0.00
I.M.R.F./Soc. Sec. Fund	50 E 1130 2130 05 300 000000	0.00	0.00	0.00	0.00	0.00	0.00	0.00
I.M.R.F./Soc. Sec. Fund	50 E 1130 2130 12 300 000000	0.00	0.00	0.00	0.00	0.00	0.00	0.00
I.M.R.F./Soc. Sec. Fund	50 E 1130 2130 21 300 000000	0.00	0.00	0.00	0.00	0.00	0.00	0.00
I.M.R.F./Soc. Sec. Fund	50 E 1130 2130 27 300 000000	0.00	0.00	0.00	0.00	0.00	0.00	0.00
I.M.R.F./Soc. Sec. Fund	50 E 1130 2130 50 300 000000	0.00	0.00	0.00	0.00	0.00	0.00	0.00
I.M.R.F./Soc. Sec. Fund	50 E 1130 2140 00 000 000000	0.00	97.74	0.00	0.00	-669.96	669.96	0.00
I.M.R.F./Soc. Sec. Fund	50 E 1130 2140 00 300 000000	8,695.94	117.15	0.00	0.00	7,517.27	1,178.67	13.55
I.M.R.F./Soc. Sec. Fund	50 E 1130 2140 00 300 000001	0.00	747.25	0.00	0.00	-5,611.87	5,611.87	0.00
I.M.R.F./Soc. Sec. Fund	50 E 1130 2140 00 300 000002	0.00	79.64	0.00	0.00	-238.92	238.92	0.00
I.M.R.F./Soc. Sec. Fund	50 E 1130 2140 00 300 000003	0.00	0.00	0.00	0.00	-59.51	59.51	0.00
I.M.R.F./Soc. Sec. Fund	50 E 1130 2140 00 300 000004	0.00	0.00	0.00	0.00	-2,016.61	2,016.61	0.00
I.M.R.F./Soc. Sec. Fund	50 E 1130 2140 02 300 000000	2,459.23	204.48	0.00	0.00	413.39	2,045.84	83.19
I.M.R.F./Soc. Sec. Fund	50 E 1130 2140 05 300 000000	22,653.61	1,777.25	0.00	0.00	4,886.79	17,766.82	78.43
I.M.R.F./Soc. Sec. Fund	50 E 1130 2140 06 300 000000	9,368.95	866.10	0.00	0.00	840.98	8,527.97	91.02

Expenditure Report

Fiscal Year: 2020-2021
Month: April

COUNTY OF GRUNDY SCHOOL DIST 111

Fund Description	Account Number	Revised Budget	MTD Activity	Encumbrance	Pending Activity	Available Funds	Year to Date Activity	Percent of Budget Used
I.M.R.F./Soc. Sec. Fund	50 E 1130 2140 11 300 000000	18,681.63	1,617.06	0.00	0.00	2,635.82	16,045.81	85.89
I.M.R.F./Soc. Sec. Fund	50 E 1130 2140 12 300 000000	3,777.45	322.51	0.00	0.00	577.28	3,200.17	84.72
I.M.R.F./Soc. Sec. Fund	50 E 1130 2140 13 300 000000	18,561.54	1,532.19	0.00	0.00	2,970.25	15,591.29	84.00
I.M.R.F./Soc. Sec. Fund	50 E 1130 2140 15 300 000000	17,852.47	1,469.76	0.00	0.00	3,188.82	14,663.65	82.14
I.M.R.F./Soc. Sec. Fund	50 E 1130 2140 21 300 000000	0.00	0.00	0.00	0.00	0.00	0.00	0.00
I.M.R.F./Soc. Sec. Fund	50 E 1130 2140 27 300 000000	8,007.64	756.68	0.00	0.00	538.32	7,469.32	93.28
I.M.R.F./Soc. Sec. Fund	50 E 1130 2140 50 300 000000	15,384.14	1,276.54	0.00	0.00	2,609.98	12,774.16	83.03
I.M.R.F./Soc. Sec. Fund	50 E 1200 2120 00 300 000000	14,724.18	0.00	0.00	0.00	14,724.18	0.00	0.00
I.M.R.F./Soc. Sec. Fund	50 E 1200 2120 00 300 000001	0.00	0.00	0.00	0.00	0.00	0.00	0.00
I.M.R.F./Soc. Sec. Fund	50 E 1200 2120 00 300 000002	0.00	975.62	0.00	0.00	-9,424.52	9,424.52	0.00
I.M.R.F./Soc. Sec. Fund	50 E 1200 2120 00 300 000003	0.00	308.48	0.00	0.00	-3,039.11	3,039.11	0.00
I.M.R.F./Soc. Sec. Fund	50 E 1200 2130 00 300 000000	11,594.61	0.00	0.00	0.00	11,594.61	0.00	0.00
I.M.R.F./Soc. Sec. Fund	50 E 1200 2130 00 300 000001	0.00	0.00	0.00	0.00	0.00	0.00	0.00
I.M.R.F./Soc. Sec. Fund	50 E 1200 2130 00 300 000002	0.00	582.36	0.00	0.00	-5,699.38	5,699.38	0.00
I.M.R.F./Soc. Sec. Fund	50 E 1200 2130 00 300 000003	0.00	180.38	0.00	0.00	-1,819.69	1,819.69	106.00
I.M.R.F./Soc. Sec. Fund	50 E 1200 2140 00 300 000000	14,712.10	1,288.12	0.00	0.00	1,938.19	12,773.91	86.83
I.M.R.F./Soc. Sec. Fund	50 E 1200 2140 00 300 000001	0.00	0.00	0.00	0.00	0.00	0.00	0.00
I.M.R.F./Soc. Sec. Fund	50 E 1200 2140 00 300 000002	0.00	136.22	0.00	0.00	-1,338.24	1,338.24	0.00
I.M.R.F./Soc. Sec. Fund	50 E 1200 2140 00 300 000003	0.00	42.18	0.00	0.00	-427.36	427.36	0.00
I.M.R.F./Soc. Sec. Fund	50 E 1250 2120 00 300 000000	0.00	0.00	0.00	0.00	0.00	0.00	0.00
I.M.R.F./Soc. Sec. Fund	50 E 1250 2130 00 300 000000	0.00	0.00	0.00	0.00	0.00	0.00	0.00
I.M.R.F./Soc. Sec. Fund	50 E 1250 2140 00 300 000000	0.00	0.00	0.00	0.00	0.00	0.00	0.00
I.M.R.F./Soc. Sec. Fund	50 E 1400 2120 00 300 000000	22.32	0.00	0.00	0.00	22.32	0.00	0.00
I.M.R.F./Soc. Sec. Fund	50 E 1400 2130 00 300 000000	18.70	0.00	0.00	0.00	18.70	0.00	0.00
I.M.R.F./Soc. Sec. Fund	50 E 1400 2140 00 300 000000	3,550.87	267.54	0.00	0.00	860.42	2,690.45	75.77
I.M.R.F./Soc. Sec. Fund	50 E 1400 2140 10 300 000000	1,661.10	201.74	0.00	0.00	-261.42	1,922.52	115.74
I.M.R.F./Soc. Sec. Fund	50 E 1401 2140 01 300 000000	3,066.06	255.78	0.00	0.00	522.50	2,543.56	82.96
I.M.R.F./Soc. Sec. Fund	50 E 1407 2140 03 300 000000	3,514.88	248.76	0.00	0.00	960.73	2,554.15	72.67
I.M.R.F./Soc. Sec. Fund	50 E 1410 2140 00 300 000000	0.00	0.00	0.00	0.00	0.00	0.00	0.00
I.M.R.F./Soc. Sec. Fund	50 E 1411 2140 00 300 000000	1,088.63	90.32	0.00	0.00	188.18	900.45	82.71
I.M.R.F./Soc. Sec. Fund	50 E 1417 2120 00 300 000000	5,142.13	458.72	0.00	0.00	410.68	4,731.45	92.01
I.M.R.F./Soc. Sec. Fund	50 E 1417 2130 00 300 000000	4,027.44	271.82	0.00	0.00	1,181.67	2,845.77	70.66
I.M.R.F./Soc. Sec. Fund	50 E 1417 2140 00 300 000000	0.00	63.58	0.00	0.00	-668.18	668.18	0.00

Expenditure Report

Fiscal Year: 2020-2021
Month: April

COUNTY OF GRUNDY SCHOOL DIST 111

Fund Description	Account Number	Revised Budget	MTD Activity	Encumbrance	Pending Activity	Available Funds	Year to Date Activity	Percent of Budget Used
I.M.R.F./Soc. Sec. Fund	50 E 1420 2140 09 300 000000	2,855.40	166.78	0.00	0.00	854.80	2,000.60	70.06
I.M.R.F./Soc. Sec. Fund	50 E 1500 2120 00 000 000000	0.00	0.00	0.00	0.00	0.00	0.00	0.00
I.M.R.F./Soc. Sec. Fund	50 E 1500 2120 30 300 000000	0.00	0.00	0.00	0.00	0.00	0.00	0.00
I.M.R.F./Soc. Sec. Fund	50 E 1500 2120 30 300 000001	7,144.54	404.86	0.00	0.00	3,155.91	3,988.63	55.83
I.M.R.F./Soc. Sec. Fund	50 E 1500 2120 30 300 000002	0.00	390.70	0.00	0.00	-849.44	849.44	0.00
I.M.R.F./Soc. Sec. Fund	50 E 1500 2120 30 300 000015	0.00	40.50	0.00	0.00	-399.05	399.05	0.00
I.M.R.F./Soc. Sec. Fund	50 E 1500 2120 70 300 000000	5,453.75	0.00	0.00	0.00	5,453.75	0.00	0.00
I.M.R.F./Soc. Sec. Fund	50 E 1500 2120 70 300 000001	0.00	387.76	0.00	0.00	-3,933.09	3,933.09	0.00
I.M.R.F./Soc. Sec. Fund	50 E 1500 2120 70 300 000003	0.00	80.59	0.00	0.00	-232.89	232.89	0.00
I.M.R.F./Soc. Sec. Fund	50 E 1500 2120 70 300 000006	0.00	18.32	0.00	0.00	-135.93	135.93	0.00
I.M.R.F./Soc. Sec. Fund	50 E 1500 2120 70 300 000046	0.00	24.42	0.00	0.00	-205.14	205.14	0.00
I.M.R.F./Soc. Sec. Fund	50 E 1500 2120 70 300 000049	0.00	28.06	0.00	0.00	-208.21	208.21	0.00
I.M.R.F./Soc. Sec. Fund	50 E 1500 2120 70 300 000051	0.00	0.00	0.00	0.00	-321.49	321.49	0.00
I.M.R.F./Soc. Sec. Fund	50 E 1500 2130 00 000 000000	0.00	0.00	0.00	0.00	0.00	0.00	0.00
I.M.R.F./Soc. Sec. Fund	50 E 1500 2130 30 300 000000	13,528.94	0.00	0.00	0.00	13,528.94	0.00	107.00
I.M.R.F./Soc. Sec. Fund	50 E 1500 2130 30 300 000001	0.00	221.50	0.00	0.00	-2,212.80	2,212.80	0.00
I.M.R.F./Soc. Sec. Fund	50 E 1500 2130 30 300 000002	0.00	271.33	0.00	0.00	-549.22	549.22	0.00
I.M.R.F./Soc. Sec. Fund	50 E 1500 2130 30 300 000006	0.00	0.00	0.00	0.00	-147.13	147.13	0.00
I.M.R.F./Soc. Sec. Fund	50 E 1500 2130 30 300 000010	0.00	0.00	0.00	0.00	-485.54	485.54	0.00
I.M.R.F./Soc. Sec. Fund	50 E 1500 2130 30 300 000012	0.00	0.00	0.00	0.00	-294.26	294.26	0.00
I.M.R.F./Soc. Sec. Fund	50 E 1500 2130 30 300 000013	0.00	0.00	0.00	0.00	-547.83	547.83	0.00
I.M.R.F./Soc. Sec. Fund	50 E 1500 2130 30 300 000015	0.00	24.50	0.00	0.00	-244.64	244.64	0.00
I.M.R.F./Soc. Sec. Fund	50 E 1500 2130 30 300 000016	0.00	0.00	0.00	0.00	-812.44	812.44	0.00
I.M.R.F./Soc. Sec. Fund	50 E 1500 2130 30 300 000018	0.00	0.00	0.00	0.00	-294.26	294.26	0.00
I.M.R.F./Soc. Sec. Fund	50 E 1500 2130 30 300 000019	0.00	0.00	0.00	0.00	-246.02	246.02	0.00
I.M.R.F./Soc. Sec. Fund	50 E 1500 2130 70 300 000000	5,997.63	0.00	0.00	0.00	5,997.63	0.00	0.00
I.M.R.F./Soc. Sec. Fund	50 E 1500 2130 70 300 000001	0.00	216.50	0.00	0.00	-2,234.08	2,234.08	0.00
I.M.R.F./Soc. Sec. Fund	50 E 1500 2130 70 300 000003	0.00	59.91	0.00	0.00	-152.94	152.94	0.00
I.M.R.F./Soc. Sec. Fund	50 E 1500 2130 70 300 000006	0.00	11.08	0.00	0.00	-83.10	83.10	0.00
I.M.R.F./Soc. Sec. Fund	50 E 1500 2130 70 300 000017	0.00	129.95	0.00	0.00	-129.95	129.95	0.00
I.M.R.F./Soc. Sec. Fund	50 E 1500 2130 70 300 000028	0.00	296.74	0.00	0.00	-296.74	296.74	0.00
I.M.R.F./Soc. Sec. Fund	50 E 1500 2130 70 300 000037	0.00	105.28	0.00	0.00	-105.28	105.28	0.00
I.M.R.F./Soc. Sec. Fund	50 E 1500 2130 70 300 000039	0.00	0.00	0.00	0.00	-105.28	105.28	0.00

Expenditure Report

Fiscal Year: 2020-2021
Month: April

COUNTY OF GRUNDY SCHOOL DIST 111

Fund Description	Account Number	Revised Budget	MTD Activity	Encumbrance	Pending Activity	Available Funds	Year to Date Activity	Percent of Budget Used
I.M.R.F./Soc. Sec. Fund	50 E 1500 2130 70 300 000046	0.00	14.78	0.00	0.00	-125.63	125.63	0.00
I.M.R.F./Soc. Sec. Fund	50 E 1500 2130 70 300 000049	0.00	16.96	0.00	0.00	-127.20	127.20	0.00
I.M.R.F./Soc. Sec. Fund	50 E 1500 2130 70 300 000051	0.00	0.00	0.00	0.00	-204.58	204.58	0.00
I.M.R.F./Soc. Sec. Fund	50 E 1500 2130 70 300 000052	0.00	115.80	0.00	0.00	-115.80	115.80	0.00
I.M.R.F./Soc. Sec. Fund	50 E 1500 2130 70 300 000054	0.00	161.20	0.00	0.00	-322.40	322.40	0.00
I.M.R.F./Soc. Sec. Fund	50 E 1500 2140 00 000 000000	0.00	0.00	0.00	0.00	0.00	0.00	0.00
I.M.R.F./Soc. Sec. Fund	50 E 1500 2140 00 300 000000	0.00	0.00	0.00	0.00	0.00	0.00	0.00
I.M.R.F./Soc. Sec. Fund	50 E 1500 2140 30 000 000000	0.00	0.00	0.00	0.00	0.00	0.00	0.00
I.M.R.F./Soc. Sec. Fund	50 E 1500 2140 30 300 000000	9,911.29	157.38	0.00	0.00	8,276.30	1,634.99	16.50
I.M.R.F./Soc. Sec. Fund	50 E 1500 2140 30 300 000001	0.00	68.44	0.00	0.00	-684.92	684.92	0.00
I.M.R.F./Soc. Sec. Fund	50 E 1500 2140 30 300 000002	0.00	163.30	0.00	0.00	-543.09	543.09	0.00
I.M.R.F./Soc. Sec. Fund	50 E 1500 2140 30 300 000003	0.00	14.42	0.00	0.00	-144.58	144.58	0.00
I.M.R.F./Soc. Sec. Fund	50 E 1500 2140 30 300 000004	0.00	18.78	0.00	0.00	-199.27	199.27	0.00
I.M.R.F./Soc. Sec. Fund	50 E 1500 2140 30 300 000005	0.00	10.98	0.00	0.00	-101.27	101.27	0.00
I.M.R.F./Soc. Sec. Fund	50 E 1500 2140 30 300 000006	0.00	37.14	0.00	0.00	-346.73	346.73	108.00
I.M.R.F./Soc. Sec. Fund	50 E 1500 2140 30 300 000007	0.00	20.74	0.00	0.00	-206.51	206.51	0.00
I.M.R.F./Soc. Sec. Fund	50 E 1500 2140 30 300 000008	0.00	23.56	0.00	0.00	-311.11	311.11	0.00
I.M.R.F./Soc. Sec. Fund	50 E 1500 2140 30 300 000009	0.00	31.94	0.00	0.00	-314.51	314.51	0.00
I.M.R.F./Soc. Sec. Fund	50 E 1500 2140 30 300 000010	0.00	65.12	0.00	0.00	-760.83	760.83	0.00
I.M.R.F./Soc. Sec. Fund	50 E 1500 2140 30 300 000011	0.00	59.74	0.00	0.00	-596.63	596.63	0.00
I.M.R.F./Soc. Sec. Fund	50 E 1500 2140 30 300 000012	0.00	21.10	0.00	0.00	-374.10	374.10	0.00
I.M.R.F./Soc. Sec. Fund	50 E 1500 2140 30 300 000013	0.00	23.22	0.00	0.00	-376.01	376.01	0.00
I.M.R.F./Soc. Sec. Fund	50 E 1500 2140 30 300 000014	0.00	10.98	0.00	0.00	-114.94	114.94	0.00
I.M.R.F./Soc. Sec. Fund	50 E 1500 2140 30 300 000015	0.00	26.18	0.00	0.00	-260.80	260.80	0.00
I.M.R.F./Soc. Sec. Fund	50 E 1500 2140 30 300 000016	0.00	0.00	0.00	0.00	-190.00	190.00	0.00
I.M.R.F./Soc. Sec. Fund	50 E 1500 2140 30 300 000017	0.00	25.90	0.00	0.00	-320.80	320.80	0.00
I.M.R.F./Soc. Sec. Fund	50 E 1500 2140 30 300 000018	0.00	30.08	0.00	0.00	-372.17	372.17	0.00
I.M.R.F./Soc. Sec. Fund	50 E 1500 2140 30 300 000019	0.00	8.42	0.00	0.00	-141.96	141.96	0.00
I.M.R.F./Soc. Sec. Fund	50 E 1500 2140 30 300 000020	0.00	10.27	0.00	0.00	-94.81	94.81	0.00
I.M.R.F./Soc. Sec. Fund	50 E 1500 2140 30 300 000021	0.00	39.36	0.00	0.00	-338.11	338.11	0.00
I.M.R.F./Soc. Sec. Fund	50 E 1500 2140 30 300 000022	0.00	24.98	0.00	0.00	-257.54	257.54	0.00
I.M.R.F./Soc. Sec. Fund	50 E 1500 2140 70 300 000000	4,562.10	111.44	0.00	0.00	3,450.48	1,111.62	24.37
I.M.R.F./Soc. Sec. Fund	50 E 1500 2140 70 300 000001	0.00	50.63	0.00	0.00	-566.49	566.49	0.00

Expenditure Report

Fiscal Year: 2020-2021
Month: April

COUNTY OF GRUNDY SCHOOL DIST 111

Fund Description	Account Number	Revised Budget	MTD Activity	Encumbrance	Pending Activity	Available Funds	Year to Date Activity	Percent of Budget Used
I.M.R.F./Soc. Sec. Fund	50 E 1500 2140 70 300 000002	0.00	25.82	0.00	0.00	-252.89	252.89	0.00
I.M.R.F./Soc. Sec. Fund	50 E 1500 2140 70 300 000003	0.00	14.01	0.00	0.00	-62.51	62.51	0.00
I.M.R.F./Soc. Sec. Fund	50 E 1500 2140 70 300 000004	0.00	5.70	0.00	0.00	-57.15	57.15	0.00
I.M.R.F./Soc. Sec. Fund	50 E 1500 2140 70 300 000005	0.00	14.02	0.00	0.00	-137.16	137.16	0.00
I.M.R.F./Soc. Sec. Fund	50 E 1500 2140 70 300 000006	0.00	6.38	0.00	0.00	-61.14	61.14	0.00
I.M.R.F./Soc. Sec. Fund	50 E 1500 2140 70 300 000008	0.00	2.66	0.00	0.00	-26.67	26.67	0.00
I.M.R.F./Soc. Sec. Fund	50 E 1500 2140 70 300 000009	0.00	24.24	0.00	0.00	-241.98	241.98	0.00
I.M.R.F./Soc. Sec. Fund	50 E 1500 2140 70 300 000010	0.00	11.32	0.00	0.00	-113.41	113.41	0.00
I.M.R.F./Soc. Sec. Fund	50 E 1500 2140 70 300 000011	0.00	14.74	0.00	0.00	-146.45	146.45	0.00
I.M.R.F./Soc. Sec. Fund	50 E 1500 2140 70 300 000012	0.00	6.18	0.00	0.00	-61.96	61.96	0.00
I.M.R.F./Soc. Sec. Fund	50 E 1500 2140 70 300 000013	0.00	9.39	0.00	0.00	-93.68	93.68	0.00
I.M.R.F./Soc. Sec. Fund	50 E 1500 2140 70 300 000015	0.00	14.06	0.00	0.00	-140.97	140.97	0.00
I.M.R.F./Soc. Sec. Fund	50 E 1500 2140 70 300 000016	0.00	2.54	0.00	0.00	-25.44	25.44	0.00
I.M.R.F./Soc. Sec. Fund	50 E 1500 2140 70 300 000017	0.00	88.90	0.00	0.00	-122.80	122.80	0.00
I.M.R.F./Soc. Sec. Fund	50 E 1500 2140 70 300 000018	0.00	2.80	0.00	0.00	-27.65	27.65	109.00
I.M.R.F./Soc. Sec. Fund	50 E 1500 2140 70 300 000021	0.00	8.78	0.00	0.00	-87.17	87.17	0.00
I.M.R.F./Soc. Sec. Fund	50 E 1500 2140 70 300 000022	0.00	2.54	0.00	0.00	-25.47	25.47	0.00
I.M.R.F./Soc. Sec. Fund	50 E 1500 2140 70 300 000023	0.00	8.18	0.00	0.00	-81.99	81.99	0.00
I.M.R.F./Soc. Sec. Fund	50 E 1500 2140 70 300 000025	0.00	2.46	0.00	0.00	-24.66	24.66	0.00
I.M.R.F./Soc. Sec. Fund	50 E 1500 2140 70 300 000026	0.00	12.92	0.00	0.00	-129.24	129.24	0.00
I.M.R.F./Soc. Sec. Fund	50 E 1500 2140 70 300 000027	0.00	6.26	0.00	0.00	-62.37	62.37	0.00
I.M.R.F./Soc. Sec. Fund	50 E 1500 2140 70 300 000028	0.00	69.40	0.00	0.00	-69.40	69.40	0.00
I.M.R.F./Soc. Sec. Fund	50 E 1500 2140 70 300 000029	0.00	2.06	0.00	0.00	-20.65	20.65	0.00
I.M.R.F./Soc. Sec. Fund	50 E 1500 2140 70 300 000030	0.00	3.30	0.00	0.00	-33.09	33.09	0.00
I.M.R.F./Soc. Sec. Fund	50 E 1500 2140 70 300 000031	0.00	3.28	0.00	0.00	-32.89	32.89	0.00
I.M.R.F./Soc. Sec. Fund	50 E 1500 2140 70 300 000032	0.00	7.08	0.00	0.00	-70.53	70.53	0.00
I.M.R.F./Soc. Sec. Fund	50 E 1500 2140 70 300 000033	0.00	3.28	0.00	0.00	-32.89	32.89	0.00
I.M.R.F./Soc. Sec. Fund	50 E 1500 2140 70 300 000034	0.00	2.54	0.00	0.00	-26.23	26.23	0.00
I.M.R.F./Soc. Sec. Fund	50 E 1500 2140 70 300 000035	0.00	4.56	0.00	0.00	-45.81	45.81	0.00
I.M.R.F./Soc. Sec. Fund	50 E 1500 2140 70 300 000036	0.00	3.32	0.00	0.00	-24.90	24.90	0.00
I.M.R.F./Soc. Sec. Fund	50 E 1500 2140 70 300 000037	0.00	24.62	0.00	0.00	-24.62	24.62	0.00
I.M.R.F./Soc. Sec. Fund	50 E 1500 2140 70 300 000038	0.00	2.06	0.00	0.00	-20.65	20.65	0.00
I.M.R.F./Soc. Sec. Fund	50 E 1500 2140 70 300 000039	0.00	0.00	0.00	0.00	-24.62	24.62	0.00

Expenditure Report

Fiscal Year: 2020-2021
Month: April

COUNTY OF GRUNDY SCHOOL DIST 111

Fund Description	Account Number	Revised Budget	MTD Activity	Encumbrance	Pending Activity	Available Funds	Year to Date Activity	Percent of Budget Used
I.M.R.F./Soc. Sec. Fund	50 E 1500 2140 70 300 000042	0.00	2.46	0.00	0.00	-24.36	24.36	0.00
I.M.R.F./Soc. Sec. Fund	50 E 1500 2140 70 300 000043	0.00	3.46	0.00	0.00	-34.69	34.69	0.00
I.M.R.F./Soc. Sec. Fund	50 E 1500 2140 70 300 000046	0.00	9.76	0.00	0.00	-92.58	92.58	0.00
I.M.R.F./Soc. Sec. Fund	50 E 1500 2140 70 300 000047	0.00	2.46	0.00	0.00	-24.05	24.05	0.00
I.M.R.F./Soc. Sec. Fund	50 E 1500 2140 70 300 000048	0.00	24.62	0.00	0.00	-24.62	24.62	0.00
I.M.R.F./Soc. Sec. Fund	50 E 1500 2140 70 300 000049	0.00	6.50	0.00	0.00	-59.50	59.50	0.00
I.M.R.F./Soc. Sec. Fund	50 E 1500 2140 70 300 000050	0.00	2.78	0.00	0.00	-27.51	27.51	0.00
I.M.R.F./Soc. Sec. Fund	50 E 1500 2140 70 300 000051	0.00	0.00	0.00	0.00	-189.30	189.30	0.00
I.M.R.F./Soc. Sec. Fund	50 E 1500 2140 70 300 000052	0.00	27.08	0.00	0.00	-27.08	27.08	0.00
I.M.R.F./Soc. Sec. Fund	50 E 1500 2140 70 300 000053	0.00	3.04	0.00	0.00	-30.48	30.48	0.00
I.M.R.F./Soc. Sec. Fund	50 E 1500 2140 70 300 000054	0.00	37.70	0.00	0.00	-75.40	75.40	0.00
I.M.R.F./Soc. Sec. Fund	50 E 1600 2120 00 300 000000	0.00	0.00	0.00	0.00	0.00	0.00	0.00
I.M.R.F./Soc. Sec. Fund	50 E 1600 2130 00 300 000000	0.00	0.00	0.00	0.00	0.00	0.00	0.00
I.M.R.F./Soc. Sec. Fund	50 E 1600 2140 00 300 000000	0.00	0.00	0.00	0.00	0.00	0.00	0.00
I.M.R.F./Soc. Sec. Fund	50 E 1700 2120 00 300 000000	0.00	0.00	0.00	0.00	0.00	0.00	110.00
I.M.R.F./Soc. Sec. Fund	50 E 1700 2130 00 300 000000	0.00	0.00	0.00	0.00	0.00	0.00	0.00
I.M.R.F./Soc. Sec. Fund	50 E 1700 2140 00 300 000000	117.93	0.00	0.00	0.00	-62.12	180.05	152.68
I.M.R.F./Soc. Sec. Fund	50 E 1700 2140 21 300 000000	9,423.39	472.64	0.00	0.00	5,009.40	4,413.99	46.84
I.M.R.F./Soc. Sec. Fund	50 E 1900 2120 00 301 000000	0.00	0.00	0.00	0.00	0.00	0.00	0.00
I.M.R.F./Soc. Sec. Fund	50 E 1900 2120 00 301 000001	3,051.89	255.83	0.00	0.00	391.48	2,660.41	87.17
I.M.R.F./Soc. Sec. Fund	50 E 1900 2130 00 301 000000	0.00	0.00	0.00	0.00	0.00	0.00	0.00
I.M.R.F./Soc. Sec. Fund	50 E 1900 2130 00 301 000001	2,308.32	135.51	0.00	0.00	869.37	1,438.95	62.34
I.M.R.F./Soc. Sec. Fund	50 E 1900 2140 00 301 000000	0.00	115.24	0.00	0.00	-1,134.00	1,134.00	0.00
I.M.R.F./Soc. Sec. Fund	50 E 1900 2140 00 301 000001	1,262.54	31.69	0.00	0.00	924.62	337.92	26.77
I.M.R.F./Soc. Sec. Fund	50 E 2100 2120 00 300 000000	0.00	0.00	0.00	0.00	0.00	0.00	0.00
I.M.R.F./Soc. Sec. Fund	50 E 2100 2120 00 300 000001	4,194.85	348.37	0.00	0.00	502.32	3,692.53	88.03
I.M.R.F./Soc. Sec. Fund	50 E 2100 2120 00 301 000000	0.00	0.00	0.00	0.00	0.00	0.00	0.00
I.M.R.F./Soc. Sec. Fund	50 E 2100 2120 00 302 000000	0.00	0.00	0.00	0.00	0.00	0.00	0.00
I.M.R.F./Soc. Sec. Fund	50 E 2100 2130 00 300 000000	0.00	0.00	0.00	0.00	0.00	0.00	0.00
I.M.R.F./Soc. Sec. Fund	50 E 2100 2130 00 300 000001	3,356.66	210.72	0.00	0.00	1,091.53	2,265.13	67.48
I.M.R.F./Soc. Sec. Fund	50 E 2100 2130 00 301 000000	0.00	0.00	0.00	0.00	0.00	0.00	0.00
I.M.R.F./Soc. Sec. Fund	50 E 2100 2130 00 302 000000	0.00	0.00	0.00	0.00	0.00	0.00	0.00
I.M.R.F./Soc. Sec. Fund	50 E 2100 2140 00 300 000000	0.00	0.00	0.00	0.00	0.00	0.00	0.00

Expenditure Report

Fiscal Year: 2020-2021
Month: April

COUNTY OF GRUNDY SCHOOL DIST 111

Fund Description	Account Number	Revised Budget	MTD Activity	Encumbrance	Pending Activity	Available Funds	Year to Date Activity	Percent of Budget Used
I.M.R.F./Soc. Sec. Fund	50 E 2100 2140 00 300 000001	0.00	49.28	0.00	0.00	-532.91	532.91	0.00
I.M.R.F./Soc. Sec. Fund	50 E 2100 2140 00 302 000000	1,823.19	151.10	0.00	0.00	130.06	1,693.13	92.87
I.M.R.F./Soc. Sec. Fund	50 E 2100 2140 00 302 000001	0.00	0.00	0.00	0.00	0.00	0.00	0.00
I.M.R.F./Soc. Sec. Fund	50 E 2110 2120 00 000 000000	2,279.38	185.66	0.00	0.00	504.47	1,774.91	77.87
I.M.R.F./Soc. Sec. Fund	50 E 2110 2130 00 000 000000	1,823.36	112.30	0.00	0.00	735.53	1,087.83	59.66
I.M.R.F./Soc. Sec. Fund	50 E 2110 2140 00 000 000000	349.76	49.12	0.00	0.00	-143.83	493.59	141.12
I.M.R.F./Soc. Sec. Fund	50 E 2113 2140 00 300 000000	2,867.38	249.70	0.00	0.00	383.67	2,483.71	86.62
I.M.R.F./Soc. Sec. Fund	50 E 2120 0000 00 000 000000	0.00	0.00	0.00	0.00	0.00	0.00	0.00
I.M.R.F./Soc. Sec. Fund	50 E 2120 1100 00 300 000000	0.00	0.00	0.00	0.00	0.00	0.00	0.00
I.M.R.F./Soc. Sec. Fund	50 E 2120 1100 00 300 000004	0.00	0.00	0.00	0.00	0.00	0.00	0.00
I.M.R.F./Soc. Sec. Fund	50 E 2120 2120 00 300 000000	0.00	0.00	0.00	0.00	0.00	0.00	0.00
I.M.R.F./Soc. Sec. Fund	50 E 2120 2130 00 300 000000	0.00	0.00	0.00	0.00	0.00	0.00	0.00
I.M.R.F./Soc. Sec. Fund	50 E 2120 2140 00 300 000000	6,987.91	608.12	0.00	0.00	1,006.20	5,981.71	85.60
I.M.R.F./Soc. Sec. Fund	50 E 2125 2120 00 300 000000	10,934.08	685.50	0.00	0.00	4,180.63	6,753.45	61.77
I.M.R.F./Soc. Sec. Fund	50 E 2125 2120 00 300 000001	0.00	404.08	0.00	0.00	-3,914.38	3,914.38	110.00
I.M.R.F./Soc. Sec. Fund	50 E 2125 2120 00 302 000000	3,936.41	345.44	0.00	0.00	372.35	3,564.06	90.54
I.M.R.F./Soc. Sec. Fund	50 E 2125 2130 00 300 000000	8,740.99	414.00	0.00	0.00	4,607.12	4,133.87	47.29
I.M.R.F./Soc. Sec. Fund	50 E 2125 2130 00 300 000001	0.00	241.60	0.00	0.00	-2,388.15	2,388.15	0.00
I.M.R.F./Soc. Sec. Fund	50 E 2125 2130 00 302 000000	2,739.28	181.61	0.00	0.00	861.12	1,878.16	68.56
I.M.R.F./Soc. Sec. Fund	50 E 2125 2140 00 300 000000	0.00	96.82	0.00	0.00	-970.75	970.75	0.00
I.M.R.F./Soc. Sec. Fund	50 E 2125 2140 00 300 000001	0.00	56.50	0.00	0.00	-560.52	560.52	0.00
I.M.R.F./Soc. Sec. Fund	50 E 2125 2140 00 302 000000	0.00	42.48	0.00	0.00	-441.21	441.21	0.00
I.M.R.F./Soc. Sec. Fund	50 E 2130 0000 00 000 000000	0.00	0.00	0.00	0.00	0.00	0.00	0.00
I.M.R.F./Soc. Sec. Fund	50 E 2130 1100 00 300 000000	0.00	0.00	0.00	0.00	0.00	0.00	0.00
I.M.R.F./Soc. Sec. Fund	50 E 2130 1100 00 300 000004	0.00	0.00	0.00	0.00	0.00	0.00	0.00
I.M.R.F./Soc. Sec. Fund	50 E 2134 2120 00 300 000000	3,891.84	403.79	0.00	0.00	114.99	3,776.85	97.05
I.M.R.F./Soc. Sec. Fund	50 E 2134 2120 00 302 000000	3,616.54	293.24	0.00	0.00	258.01	3,358.53	92.87
I.M.R.F./Soc. Sec. Fund	50 E 2134 2130 00 300 000000	3,228.64	244.24	0.00	0.00	916.57	2,312.07	71.61
I.M.R.F./Soc. Sec. Fund	50 E 2134 2130 00 302 000000	3,011.78	177.38	0.00	0.00	952.39	2,059.39	68.38
I.M.R.F./Soc. Sec. Fund	50 E 2134 2140 00 300 000000	0.00	57.13	0.00	0.00	-541.28	541.28	0.00
I.M.R.F./Soc. Sec. Fund	50 E 2134 2140 00 302 000000	0.00	41.48	0.00	0.00	-484.39	484.39	0.00
I.M.R.F./Soc. Sec. Fund	50 E 2140 0000 00 000 000000	0.00	0.00	0.00	0.00	0.00	0.00	0.00
I.M.R.F./Soc. Sec. Fund	50 E 2140 1100 00 300 000000	0.00	0.00	0.00	0.00	0.00	0.00	0.00

Expenditure Report

Fiscal Year: 2020-2021
Month: April

COUNTY OF GRUNDY SCHOOL DIST 111

Fund Description	Account Number	Revised Budget	MTD Activity	Encumbrance	Pending Activity	Available Funds	Year to Date Activity	Percent of Budget Used
I.M.R.F./Soc. Sec. Fund	50 E 2140 1100 00 300 000004	0.00	0.00	0.00	0.00	0.00	0.00	0.00
I.M.R.F./Soc. Sec. Fund	50 E 2140 2140 00 000 000000	1,969.20	172.17	0.00	0.00	178.49	1,790.71	90.94
I.M.R.F./Soc. Sec. Fund	50 E 2190 2120 00 300 000000	3,991.09	720.68	0.00	0.00	-379.52	4,370.61	109.51
I.M.R.F./Soc. Sec. Fund	50 E 2190 2130 00 300 000000	3,762.55	302.94	0.00	0.00	1,465.84	2,296.71	61.04
I.M.R.F./Soc. Sec. Fund	50 E 2190 2140 00 300 000000	0.00	70.86	0.00	0.00	-700.91	700.91	0.00
I.M.R.F./Soc. Sec. Fund	50 E 2210 2120 00 300 000000	0.00	0.00	0.00	0.00	0.00	0.00	0.00
I.M.R.F./Soc. Sec. Fund	50 E 2210 2120 00 302 000000	5,912.77	286.66	0.00	0.00	3,088.68	2,824.09	47.76
I.M.R.F./Soc. Sec. Fund	50 E 2210 2130 00 300 000000	4,723.60	0.00	0.00	0.00	4,723.60	0.00	0.00
I.M.R.F./Soc. Sec. Fund	50 E 2210 2130 00 302 000000	0.00	141.44	0.00	0.00	-1,523.07	1,523.07	0.00
I.M.R.F./Soc. Sec. Fund	50 E 2210 2140 00 300 000000	1,517.19	103.18	0.00	0.00	361.16	1,156.03	76.20
I.M.R.F./Soc. Sec. Fund	50 E 2210 2140 00 302 000000	0.00	33.08	0.00	0.00	-357.79	357.79	0.00
I.M.R.F./Soc. Sec. Fund	50 E 2212 2140 00 300 000000	0.00	0.00	0.00	0.00	0.00	0.00	0.00
I.M.R.F./Soc. Sec. Fund	50 E 2213 2120 00 300 000000	0.00	0.00	0.00	0.00	0.00	0.00	0.00
I.M.R.F./Soc. Sec. Fund	50 E 2213 2130 00 300 000000	0.00	0.00	0.00	0.00	0.00	0.00	0.00
I.M.R.F./Soc. Sec. Fund	50 E 2213 2140 00 300 000000	0.00	0.00	0.00	0.00	0.00	0.00	112.00
I.M.R.F./Soc. Sec. Fund	50 E 2222 2120 00 300 000000	4,525.89	429.46	0.00	0.00	394.05	4,131.84	91.29
I.M.R.F./Soc. Sec. Fund	50 E 2222 2120 00 302 000000	2,463.77	220.66	0.00	0.00	294.65	2,169.12	88.04
I.M.R.F./Soc. Sec. Fund	50 E 2222 2130 00 300 000000	3,632.08	259.78	0.00	0.00	1,099.48	2,532.60	69.73
I.M.R.F./Soc. Sec. Fund	50 E 2222 2130 00 302 000000	1,968.16	122.50	0.00	0.00	684.76	1,283.40	65.21
I.M.R.F./Soc. Sec. Fund	50 E 2222 2140 00 300 000000	850.82	60.76	0.00	0.00	256.49	594.33	69.85
I.M.R.F./Soc. Sec. Fund	50 E 2222 2140 00 300 000001	0.00	58.04	0.00	0.00	-567.06	567.06	0.00
I.M.R.F./Soc. Sec. Fund	50 E 2222 2140 00 302 000000	0.00	28.64	0.00	0.00	-301.38	301.38	0.00
I.M.R.F./Soc. Sec. Fund	50 E 2225 2120 00 300 000000	16,419.49	741.62	0.00	0.00	9,113.27	7,306.22	44.50
I.M.R.F./Soc. Sec. Fund	50 E 2225 2120 00 300 000001	0.00	581.04	0.00	0.00	-5,739.05	5,739.05	0.00
I.M.R.F./Soc. Sec. Fund	50 E 2225 2120 00 302 000000	0.00	188.22	0.00	0.00	-1,028.88	1,028.88	0.00
I.M.R.F./Soc. Sec. Fund	50 E 2225 2130 00 300 000000	13,034.44	427.44	0.00	0.00	8,045.02	4,989.42	38.28
I.M.R.F./Soc. Sec. Fund	50 E 2225 2130 00 300 000001	0.00	339.62	0.00	0.00	-3,421.24	3,421.24	0.00
I.M.R.F./Soc. Sec. Fund	50 E 2225 2130 00 302 000000	0.00	113.34	0.00	0.00	-617.95	617.95	0.00
I.M.R.F./Soc. Sec. Fund	50 E 2225 2140 00 300 000000	0.00	99.96	0.00	0.00	-1,174.28	1,174.28	0.00
I.M.R.F./Soc. Sec. Fund	50 E 2225 2140 00 300 000001	0.00	79.42	0.00	0.00	-803.38	803.38	0.00
I.M.R.F./Soc. Sec. Fund	50 E 2225 2140 00 302 000000	0.00	26.50	0.00	0.00	-144.49	144.49	0.00
I.M.R.F./Soc. Sec. Fund	50 E 2300 2120 00 000 000000	42.97	0.00	0.00	0.00	-11.82	54.79	127.51
I.M.R.F./Soc. Sec. Fund	50 E 2300 2130 00 000 000000	34.72	0.00	0.00	0.00	0.83	33.89	97.61

Expenditure Report

Fiscal Year: 2020-2021
Month: April

COUNTY OF GRUNDY SCHOOL DIST 111

Fund Description	Account Number	Revised Budget	MTD Activity	Encumbrance	Pending Activity	Available Funds	Year to Date Activity	Percent of Budget Used
I.M.R.F./Soc. Sec. Fund	50 E 2300 2140 00 000 000000	25.38	0.00	0.00	0.00	-8.55	33.93	133.69
I.M.R.F./Soc. Sec. Fund	50 E 2310 2130 00 300 000000	0.00	0.00	0.00	0.00	0.00	0.00	0.00
I.M.R.F./Soc. Sec. Fund	50 E 2310 2140 00 300 000000	0.00	0.00	0.00	0.00	0.00	0.00	0.00
I.M.R.F./Soc. Sec. Fund	50 E 2312 2120 00 300 000000	238.15	0.00	0.00	0.00	238.15	0.00	0.00
I.M.R.F./Soc. Sec. Fund	50 E 2312 2130 00 300 000000	198.64	0.00	0.00	0.00	198.64	0.00	0.00
I.M.R.F./Soc. Sec. Fund	50 E 2313 2140 00 300 000000	0.00	0.00	0.00	0.00	0.00	0.00	0.00
I.M.R.F./Soc. Sec. Fund	50 E 2321 2120 00 300 000000	6,916.43	617.00	0.00	0.00	716.81	6,199.62	89.64
I.M.R.F./Soc. Sec. Fund	50 E 2321 2130 00 300 000000	5,484.51	370.28	0.00	0.00	1,711.25	3,773.26	68.80
I.M.R.F./Soc. Sec. Fund	50 E 2321 2140 00 300 000000	0.00	86.60	0.00	0.00	-886.04	886.04	0.00
I.M.R.F./Soc. Sec. Fund	50 E 2321 2140 00 300 000001	2,837.68	236.34	0.00	0.00	465.57	2,372.11	83.59
I.M.R.F./Soc. Sec. Fund	50 E 2367 2120 00 300 000000	23,161.09	1,762.73	0.00	0.00	5,774.95	17,386.14	75.07
I.M.R.F./Soc. Sec. Fund	50 E 2367 2120 00 300 000001	0.00	36.70	0.00	0.00	-375.61	375.61	0.00
I.M.R.F./Soc. Sec. Fund	50 E 2367 2120 00 300 000002	0.00	102.74	0.00	0.00	-1,078.97	1,078.97	0.00
I.M.R.F./Soc. Sec. Fund	50 E 2367 2130 00 300 000000	17,655.36	955.28	0.00	0.00	7,827.33	9,828.03	55.67
I.M.R.F./Soc. Sec. Fund	50 E 2367 2130 00 300 000001	0.00	22.20	0.00	0.00	-230.14	230.14	1130.00
I.M.R.F./Soc. Sec. Fund	50 E 2367 2130 00 300 000002	0.00	49.26	0.00	0.00	-552.80	552.80	0.00
I.M.R.F./Soc. Sec. Fund	50 E 2367 2140 00 300 000000	0.00	223.43	0.00	0.00	-2,307.71	2,307.71	0.00
I.M.R.F./Soc. Sec. Fund	50 E 2367 2140 00 300 000001	0.00	5.18	0.00	0.00	-53.91	53.91	0.00
I.M.R.F./Soc. Sec. Fund	50 E 2367 2140 00 300 000002	0.00	62.44	0.00	0.00	-639.16	639.16	0.00
I.M.R.F./Soc. Sec. Fund	50 E 2410 2120 00 300 000000	8,664.98	335.12	0.00	0.00	5,363.43	3,301.55	38.10
I.M.R.F./Soc. Sec. Fund	50 E 2410 2120 00 300 000002	0.00	445.62	0.00	0.00	-4,390.18	4,390.18	0.00
I.M.R.F./Soc. Sec. Fund	50 E 2410 2130 00 300 000000	7,715.48	193.46	0.00	0.00	5,760.15	1,955.33	25.34
I.M.R.F./Soc. Sec. Fund	50 E 2410 2130 00 300 000002	0.00	257.32	0.00	0.00	-2,570.47	2,570.47	0.00
I.M.R.F./Soc. Sec. Fund	50 E 2410 2140 00 300 000000	0.00	45.25	0.00	0.00	-459.21	459.21	0.00
I.M.R.F./Soc. Sec. Fund	50 E 2410 2140 00 300 000001	8,162.95	165.20	0.00	0.00	6,505.06	1,657.89	20.31
I.M.R.F./Soc. Sec. Fund	50 E 2410 2140 00 300 000002	0.00	60.18	0.00	0.00	-603.63	603.63	0.00
I.M.R.F./Soc. Sec. Fund	50 E 2410 2140 00 300 000003	0.00	121.14	0.00	0.00	-1,210.20	1,210.20	0.00
I.M.R.F./Soc. Sec. Fund	50 E 2410 2140 00 300 000004	643.54	356.66	0.00	0.00	-2,948.52	3,592.06	558.17
I.M.R.F./Soc. Sec. Fund	50 E 2410 2140 00 302 000000	1,463.00	120.88	0.00	0.00	256.74	1,206.26	82.45
I.M.R.F./Soc. Sec. Fund	50 E 2490 2120 00 300 000000	6,608.97	500.37	0.00	0.00	1,669.84	4,939.13	74.73
I.M.R.F./Soc. Sec. Fund	50 E 2490 2130 00 300 000000	4,570.78	250.27	0.00	0.00	2,033.15	2,537.63	55.52
I.M.R.F./Soc. Sec. Fund	50 E 2490 2140 00 300 000000	0.00	58.53	0.00	0.00	-596.55	596.55	0.00
I.M.R.F./Soc. Sec. Fund	50 E 2510 2120 00 300 000000	7,983.24	1,441.56	0.00	0.00	-759.30	8,742.54	109.51

Expenditure Report

Fiscal Year: 2020-2021
Month: April

COUNTY OF GRUNDY SCHOOL DIST 111

Fund Description	Account Number	Revised Budget	MTD Activity	Encumbrance	Pending Activity	Available Funds	Year to Date Activity	Percent of Budget Used
I.M.R.F./Soc. Sec. Fund	50 E 2510 2130 00 300 000000	7,526.04	605.94	0.00	0.00	2,932.11	4,593.93	61.04
I.M.R.F./Soc. Sec. Fund	50 E 2510 2140 00 300 000000	0.00	141.70	0.00	0.00	-1,401.76	1,401.76	0.00
I.M.R.F./Soc. Sec. Fund	50 E 2525 2120 00 300 000000	14,679.48	851.60	0.00	0.00	6,289.47	8,390.01	57.15
I.M.R.F./Soc. Sec. Fund	50 E 2525 2130 00 300 000000	11,671.35	482.83	0.00	0.00	6,791.74	4,879.61	41.81
I.M.R.F./Soc. Sec. Fund	50 E 2525 2140 00 300 000000	0.00	112.91	0.00	0.00	-1,145.90	1,145.90	0.00
I.M.R.F./Soc. Sec. Fund	50 E 2540 2120 00 300 000000	0.00	128.26	0.00	0.00	-791.27	791.27	0.00
I.M.R.F./Soc. Sec. Fund	50 E 2540 2120 00 300 000001	63,290.71	4,971.49	0.00	0.00	17,027.98	46,262.73	73.10
I.M.R.F./Soc. Sec. Fund	50 E 2540 2120 00 302 000000	0.00	0.00	0.00	0.00	0.00	0.00	0.00
I.M.R.F./Soc. Sec. Fund	50 E 2540 2130 00 300 000000	0.00	77.48	0.00	0.00	-481.77	481.77	0.00
I.M.R.F./Soc. Sec. Fund	50 E 2540 2130 00 300 000001	52,409.12	3,173.31	0.00	0.00	21,701.43	30,707.69	58.59
I.M.R.F./Soc. Sec. Fund	50 E 2540 2130 00 302 000000	0.00	0.00	0.00	0.00	-462.88	462.88	0.00
I.M.R.F./Soc. Sec. Fund	50 E 2540 2140 00 300 000000	0.00	18.12	0.00	0.00	-112.67	112.67	0.00
I.M.R.F./Soc. Sec. Fund	50 E 2540 2140 00 300 000001	0.00	742.14	0.00	0.00	-7,208.01	7,208.01	0.00
I.M.R.F./Soc. Sec. Fund	50 E 2540 2140 00 302 000000	0.00	0.00	0.00	0.00	-108.23	108.23	0.00
I.M.R.F./Soc. Sec. Fund	50 E 2541 2120 00 300 000000	0.00	0.00	0.00	0.00	0.00	0.00	114.00
I.M.R.F./Soc. Sec. Fund	50 E 2541 2130 00 300 000000	2,438.12	0.00	0.00	0.00	1,493.15	944.97	38.76
I.M.R.F./Soc. Sec. Fund	50 E 2541 2140 00 300 000000	0.00	0.00	0.00	0.00	-226.34	226.34	0.00
I.M.R.F./Soc. Sec. Fund	50 E 2550 2120 00 300 000000	121,841.02	648.90	0.00	0.00	117,346.02	4,495.00	3.69
I.M.R.F./Soc. Sec. Fund	50 E 2550 2120 00 300 000001	0.00	101.95	0.00	0.00	-543.87	543.87	0.00
I.M.R.F./Soc. Sec. Fund	50 E 2550 2120 00 300 000002	0.00	3,351.98	0.00	0.00	-31,545.47	31,545.47	0.00
I.M.R.F./Soc. Sec. Fund	50 E 2550 2120 00 300 000003	0.00	3,853.45	0.00	0.00	-36,560.46	36,560.46	0.00
I.M.R.F./Soc. Sec. Fund	50 E 2550 2120 00 300 000004	0.00	53.82	0.00	0.00	-530.15	530.15	0.00
I.M.R.F./Soc. Sec. Fund	50 E 2550 2120 00 300 000005	0.00	313.64	0.00	0.00	-5,957.14	5,957.14	0.00
I.M.R.F./Soc. Sec. Fund	50 E 2550 2120 00 300 000009	0.00	427.31	0.00	0.00	-4,052.21	4,052.21	0.00
I.M.R.F./Soc. Sec. Fund	50 E 2550 2130 00 300 000000	98,689.91	461.30	0.00	0.00	95,876.65	2,813.26	2.85
I.M.R.F./Soc. Sec. Fund	50 E 2550 2130 00 300 000001	0.00	61.66	0.00	0.00	-332.55	332.55	0.00
I.M.R.F./Soc. Sec. Fund	50 E 2550 2130 00 300 000002	0.00	2,061.92	0.00	0.00	-19,375.19	19,375.19	0.00
I.M.R.F./Soc. Sec. Fund	50 E 2550 2130 00 300 000003	0.00	2,351.48	0.00	0.00	-22,374.68	22,374.68	0.00
I.M.R.F./Soc. Sec. Fund	50 E 2550 2130 00 300 000004	0.00	30.99	0.00	0.00	-315.94	315.94	0.00
I.M.R.F./Soc. Sec. Fund	50 E 2550 2130 00 300 000005	0.00	241.76	0.00	0.00	-3,743.49	3,743.49	0.00
I.M.R.F./Soc. Sec. Fund	50 E 2550 2130 00 300 000009	0.00	252.53	0.00	0.00	-2,456.70	2,456.70	0.00
I.M.R.F./Soc. Sec. Fund	50 E 2550 2140 00 300 000000	0.00	107.89	0.00	0.00	-659.67	659.67	0.00
I.M.R.F./Soc. Sec. Fund	50 E 2550 2140 00 300 000001	0.00	14.42	0.00	0.00	-77.77	77.77	0.00

Expenditure Report

Fiscal Year: 2020-2021
Month: April

COUNTY OF GRUNDY SCHOOL DIST 111

Fund Description	Account Number	Revised Budget	MTD Activity	Encumbrance	Pending Activity	Available Funds	Year to Date Activity	Percent of Budget Used
I.M.R.F./Soc. Sec. Fund	50 E 2550 2140 00 300 000002	0.00	482.19	0.00	0.00	-4,547.21	4,547.21	0.00
I.M.R.F./Soc. Sec. Fund	50 E 2550 2140 00 300 000003	0.00	549.79	0.00	0.00	-5,253.40	5,253.40	0.00
I.M.R.F./Soc. Sec. Fund	50 E 2550 2140 00 300 000004	0.00	7.25	0.00	0.00	-74.17	74.17	0.00
I.M.R.F./Soc. Sec. Fund	50 E 2550 2140 00 300 000005	0.00	56.54	0.00	0.00	-880.64	880.64	0.00
I.M.R.F./Soc. Sec. Fund	50 E 2550 2140 00 300 000009	0.00	59.06	0.00	0.00	-577.23	577.23	0.00
I.M.R.F./Soc. Sec. Fund	50 E 2554 2120 00 300 000000	17,209.59	-194.56	0.00	0.00	12,860.50	4,349.09	25.27
I.M.R.F./Soc. Sec. Fund	50 E 2554 2120 00 300 000001	0.00	610.24	0.00	0.00	-6,011.95	6,011.95	0.00
I.M.R.F./Soc. Sec. Fund	50 E 2554 2130 00 300 000000	13,105.35	-186.76	0.00	0.00	11,112.36	1,992.99	15.21
I.M.R.F./Soc. Sec. Fund	50 E 2554 2130 00 300 000001	0.00	362.96	0.00	0.00	-3,625.42	3,625.42	0.00
I.M.R.F./Soc. Sec. Fund	50 E 2554 2140 00 300 000000	0.00	104.48	0.00	0.00	-1,048.16	1,048.16	0.00
I.M.R.F./Soc. Sec. Fund	50 E 2554 2140 00 300 000001	0.00	84.88	0.00	0.00	-851.40	851.40	0.00
I.M.R.F./Soc. Sec. Fund	50 E 2632 2120 00 300 000000	2,658.74	216.86	0.00	0.00	696.65	1,962.09	73.80
I.M.R.F./Soc. Sec. Fund	50 E 2632 2130 00 300 000000	1,630.31	114.40	0.00	0.00	617.74	1,012.57	62.11
I.M.R.F./Soc. Sec. Fund	50 E 2632 2140 00 300 000000	0.00	26.76	0.00	0.00	-237.95	237.95	0.00
I.M.R.F./Soc. Sec. Fund	50 E 2633 2120 00 300 000000	6,666.94	594.74	0.00	0.00	807.62	5,859.32	1157.89
I.M.R.F./Soc. Sec. Fund	50 E 2633 2130 00 300 000000	5,326.46	359.74	0.00	0.00	1,734.39	3,592.07	67.44
I.M.R.F./Soc. Sec. Fund	50 E 2633 2140 00 300 000000	0.00	84.14	0.00	0.00	-843.62	843.62	0.00
I.M.R.F./Soc. Sec. Fund	50 E 3200 2120 00 300 000000	0.00	0.00	0.00	0.00	0.00	0.00	0.00
I.M.R.F./Soc. Sec. Fund	50 E 3200 2130 00 300 000000	0.00	0.00	0.00	0.00	0.00	0.00	0.00
I.M.R.F./Soc. Sec. Fund	50 E 3200 2130 00 300 000001	0.00	0.00	0.00	0.00	0.00	0.00	0.00
I.M.R.F./Soc. Sec. Fund	50 E 3200 2140 00 300 000000	0.00	0.00	0.00	0.00	0.00	0.00	0.00
I.M.R.F./Soc. Sec. Fund	50 E 4100 2120 00 300 000000	0.00	0.00	0.00	0.00	0.00	0.00	0.00
I.M.R.F./Soc. Sec. Fund	50 E 4100 2130 00 300 000000	0.00	0.00	0.00	0.00	0.00	0.00	0.00
I.M.R.F./Soc. Sec. Fund	50 E 4120 2140 00 300 000000	0.00	0.00	0.00	0.00	0.00	0.00	0.00
I.M.R.F./Soc. Sec. Fund	50 E 4810 2120 00 454 000000	0.00	0.00	0.00	0.00	0.00	0.00	0.00
I.M.R.F./Soc. Sec. Fund	50 E 4810 2120 00 454 000001	0.00	0.00	0.00	0.00	0.00	0.00	0.00
I.M.R.F./Soc. Sec. Fund	50 E 4810 2130 00 454 000000	0.00	0.00	0.00	0.00	0.00	0.00	0.00
I.M.R.F./Soc. Sec. Fund	50 E 4810 2130 00 454 000001	0.00	0.00	0.00	0.00	0.00	0.00	0.00
50 - -----		916,158.58	72,239.57	0.00	0.00	221,069.52	695,089.06	
5- -----		916,158.58	72,239.57	0.00	0.00	221,069.52	695,089.06	
Capital Projects Fund or	60 E 2530 5000 00 300 000000	0.00	0.00	0.00	0.00	0.00	0.00	0.00

Expenditure Report

Fiscal Year: 2020-2021
Month: April

COUNTY OF GRUNDY SCHOOL DIST 111

Fund Description	Account Number	Revised Budget	MTD Activity	Encumbrance	Pending Activity	Available Funds	Year to Date Activity	Percent of Budget Used
Capital Projects Fund or	60 E 2530 5000 00 300 000001	0.00	0.00	0.00	0.00	0.00	0.00	0.00
Capital Projects Fund or	60 E 2532 3900 00 300 000000	0.00	0.00	0.00	0.00	0.00	0.00	0.00
Capital Projects Fund or	60 E 2532 5200 00 000 000000	0.00	0.00	0.00	0.00	0.00	0.00	0.00
Capital Projects Fund or	60 E 2532 5300 00 000 000000	0.00	0.00	0.00	0.00	0.00	0.00	0.00
Capital Projects Fund or	60 E 2533 3000 00 000 000000	0.00	0.00	0.00	0.00	0.00	0.00	0.00
Capital Projects Fund or	60 E 2533 3000 00 300 000000	0.00	0.00	0.00	0.00	0.00	0.00	0.00
Capital Projects Fund or	60 E 2533 3100 00 300 000000	0.00	0.00	0.00	0.00	0.00	0.00	0.00
Capital Projects Fund or	60 E 2533 3100 00 300 000001	0.00	0.00	0.00	0.00	0.00	0.00	0.00
Capital Projects Fund or	60 E 2533 3100 00 300 000002	0.00	0.00	0.00	0.00	0.00	0.00	0.00
Capital Projects Fund or	60 E 2533 3100 00 300 000003	0.00	0.00	0.00	0.00	0.00	0.00	0.00
Capital Projects Fund or	60 E 2533 3100 00 300 000004	0.00	0.00	0.00	0.00	0.00	0.00	0.00
Capital Projects Fund or	60 E 2533 3100 00 300 000005	0.00	0.00	0.00	0.00	0.00	0.00	0.00
Capital Projects Fund or	60 E 2533 3180 00 300 000000	0.00	0.00	0.00	0.00	0.00	0.00	0.00
Capital Projects Fund or	60 E 2533 3190 00 300 000000	0.00	0.00	0.00	0.00	0.00	0.00	0.00
Capital Projects Fund or	60 E 2533 3900 00 300 000000	0.00	0.00	0.00	0.00	0.00	0.00	116.00
Capital Projects Fund or	60 E 2533 3900 00 300 000001	0.00	0.00	0.00	0.00	0.00	0.00	0.00
Capital Projects Fund or	60 E 2535 3000 00 300 000000	0.00	0.00	0.00	0.00	0.00	0.00	0.00
Capital Projects Fund or	60 E 2535 3230 00 000 000000	3,000,000.00	0.00	0.00	0.00	1,824,990.10	1,175,009.90	39.17
Capital Projects Fund or	60 E 2535 3230 00 300 000000	0.00	0.00	0.00	0.00	0.00	0.00	0.00
Capital Projects Fund or	60 E 2535 3230 00 300 000001	0.00	0.00	0.00	0.00	0.00	0.00	0.00
Capital Projects Fund or	60 E 2535 5000 00 300 000000	0.00	0.00	0.00	0.00	0.00	0.00	0.00
Capital Projects Fund or	60 E 2535 5000 00 300 000001	0.00	0.00	0.00	0.00	0.00	0.00	0.00
Capital Projects Fund or	60 E 2535 5000 00 300 000002	0.00	0.00	0.00	0.00	0.00	0.00	0.00
Capital Projects Fund or	60 E 2535 5000 00 300 000003	0.00	0.00	0.00	0.00	0.00	0.00	0.00
Capital Projects Fund or	60 E 2535 5310 00 000 000000	0.00	0.00	0.00	0.00	0.00	0.00	0.00
Capital Projects Fund or	60 E 2535 5400 00 000 000000	0.00	0.00	0.00	0.00	0.00	0.00	0.00
Capital Projects Fund or	60 E 2535 5400 00 000 000001	0.00	0.00	0.00	0.00	0.00	0.00	0.00
Capital Projects Fund or	60 E 2535 5500 00 300 000000	0.00	0.00	0.00	0.00	0.00	0.00	0.00
Capital Projects Fund or	60 E 2535 5500 00 300 000001	0.00	0.00	0.00	0.00	0.00	0.00	0.00
Capital Projects Fund or	60 E 2535 5500 00 300 000002	0.00	0.00	0.00	0.00	0.00	0.00	0.00
Capital Projects Fund or	60 E 2535 5500 00 300 000003	0.00	0.00	0.00	0.00	0.00	0.00	0.00
Capital Projects Fund or	60 E 2535 5500 00 300 000004	0.00	0.00	0.00	0.00	0.00	0.00	0.00
Capital Projects Fund or	60 E 2535 5500 00 300 000005	0.00	0.00	0.00	0.00	0.00	0.00	0.00

Expenditure Report

Fiscal Year: 2020-2021
Month: April

COUNTY OF GRUNDY SCHOOL DIST 111

Fund Description	Account Number	Revised Budget	MTD Activity	Encumbrance	Pending Activity	Available Funds	Year to Date Activity	Percent of Budget Used
Capital Projects Fund or	60 E 8140 6610 00 300 000000	0.00	0.00	0.00	0.00	0.00	0.00	0.00
Capital Projects Fund or	60 E 8180 6110 00 300 000000	0.00	0.00	0.00	0.00	0.00	0.00	0.00
60 - - - - -		3,000,000.00	0.00	0.00	0.00	1,824,990.10	1,175,009.90	
6- - - - -		3,000,000.00	0.00	0.00	0.00	1,824,990.10	1,175,009.90	
Working Cash Fund	70 E 8180 6110 00 300 000000	0.00	0.00	0.00	0.00	0.00	0.00	0.00
Working Cash Fund	70 E 8180 6610 00 300 000000	0.00	0.00	0.00	0.00	0.00	0.00	0.00
Working Cash Fund	70 E 8990 6610 00 300 000000	0.00	0.00	0.00	0.00	0.00	0.00	0.00
70 - - - - -		0.00	0.00	0.00	0.00	0.00	0.00	
7- - - - -		0.00	0.00	0.00	0.00	0.00	0.00	
Tort Immunity and Judgment	80 E 1130 2220 00 000 000000	0.00	24,984.14	0.00	0.00	-206,523.58	206,523.58	0.00
Tort Immunity and Judgment	80 E 1130 2230 00 000 000000	0.00	191.49	0.00	0.00	-1,531.99	1,531.99	1170.00
Tort Immunity and Judgment	80 E 2110 0000 00 000 000000	0.00	0.00	0.00	0.00	0.00	0.00	0.00
Tort Immunity and Judgment	80 E 2220 0000 00 000 000000	0.00	0.00	0.00	0.00	0.00	0.00	0.00
Tort Immunity and Judgment	80 E 2310 2000 00 300 000000	0.00	0.00	0.00	0.00	0.00	0.00	0.00
Tort Immunity and Judgment	80 E 2310 3180 00 300 000000	50,000.00	3,487.75	0.00	-325.00	-6,258.50	56,583.50	113.17
Tort Immunity and Judgment	80 E 2362 3800 00 300 000000	180,000.00	13,693.00	0.00	0.00	45,891.00	134,109.00	74.51
Tort Immunity and Judgment	80 E 2363 3800 00 300 000000	0.00	0.00	0.00	0.00	0.00	0.00	0.00
Tort Immunity and Judgment	80 E 2364 3800 00 300 000000	0.00	0.00	0.00	0.00	0.00	0.00	0.00
Tort Immunity and Judgment	80 E 2364 3800 00 300 000001	185,000.00	0.00	0.00	0.00	-10,522.00	195,522.00	105.69
Tort Immunity and Judgment	80 E 2364 3800 00 300 000002	0.00	0.00	0.00	0.00	0.00	0.00	0.00
Tort Immunity and Judgment	80 E 2364 3800 00 300 000003	15,000.00	0.00	0.00	0.00	-718.00	15,718.00	104.79
Tort Immunity and Judgment	80 E 2364 3800 00 300 000004	2,500.00	0.00	0.00	0.00	330.00	2,170.00	86.80
Tort Immunity and Judgment	80 E 2365 3900 00 000 000000	16,500.00	0.00	0.00	0.00	165.00	16,335.00	99.00
Tort Immunity and Judgment	80 E 2365 3900 00 300 000000	15,000.00	0.00	0.00	0.00	15,000.00	0.00	0.00
Tort Immunity and Judgment	80 E 2365 3900 00 300 000001	95,000.00	12,671.30	0.00	0.00	17,482.27	77,517.73	81.60
Tort Immunity and Judgment	80 E 2365 3900 00 300 000002	50,000.00	5,918.63	0.00	0.00	19,201.21	30,798.79	61.60
Tort Immunity and Judgment	80 E 2365 3900 00 300 000003	45,000.00	0.00	0.00	0.00	45,000.00	0.00	0.00
Tort Immunity and Judgment	80 E 2365 3900 00 302 000000	75,000.00	10,309.30	0.00	0.00	40,255.05	34,744.95	46.33
Tort Immunity and Judgment	80 E 2367 1000 00 300 000000	245,000.00	17,197.54	0.00	0.00	74,080.12	170,919.88	69.76

Expenditure Report

Fiscal Year: 2020-2021
Month: April

COUNTY OF GRUNDY SCHOOL DIST 111

Fund Description	Account Number	Revised Budget	MTD Activity	Encumbrance	Pending Activity	Available Funds	Year to Date Activity	Percent of Budget Used
Tort Immunity and Judgment	80 E 2367 1000 00 300 000001	3,800.00	357.92	0.00	0.00	257.43	3,542.57	93.23
Tort Immunity and Judgment	80 E 2367 1000 00 300 000002	59,206.25	4,709.84	0.00	0.00	10,930.65	48,275.60	81.54
Tort Immunity and Judgment	80 E 2367 1200 00 300 000000	5,000.00	0.00	0.00	0.00	5,000.00	0.00	0.00
Tort Immunity and Judgment	80 E 2367 1300 00 300 000000	0.00	0.00	0.00	0.00	0.00	0.00	0.00
Tort Immunity and Judgment	80 E 2367 2110 00 300 000000	0.00	0.00	0.00	0.00	-24.04	24.04	0.00
Tort Immunity and Judgment	80 E 2367 2110 00 300 000002	5,700.00	468.13	0.00	0.00	1,502.95	4,197.05	73.63
Tort Immunity and Judgment	80 E 2367 2220 00 300 000000	77,000.00	7,339.58	0.00	0.00	11,361.63	65,638.37	85.24
Tort Immunity and Judgment	80 E 2367 2220 00 300 000001	0.00	0.40	0.00	0.00	-1.60	1.60	0.00
Tort Immunity and Judgment	80 E 2367 2220 00 300 000002	0.00	1,735.35	0.00	0.00	-14,431.74	14,431.74	0.00
Tort Immunity and Judgment	80 E 2367 2230 00 300 000002	0.00	33.36	0.00	0.00	-153.18	153.18	0.00
Tort Immunity and Judgment	80 E 2542 3000 00 000 000000	25,000.00	0.00	0.00	0.00	25,000.00	0.00	0.00
Tort Immunity and Judgment	80 E 2542 3200 00 000 000000	5,000.00	0.00	0.00	0.00	5,000.00	0.00	0.00
Tort Immunity and Judgment	80 E 2546 4100 00 300 000000	15,000.00	0.00	0.00	0.00	15,000.00	0.00	0.00
Tort Immunity and Judgment	80 E 2546 4100 00 302 000000	15,000.00	0.00	0.00	0.00	15,000.00	0.00	0.00
Tort Immunity and Judgment	80 E 2546 5400 00 300 000000	20,000.00	1,995.49	0.00	0.00	18,004.51	1,995.49	1189.98
Tort Immunity and Judgment	80 E 2546 5400 00 302 000000	20,000.00	0.00	0.00	0.00	20,000.00	0.00	0.00
80 -	-----	1,224,706.25	105,093.22	0.00	-325.00	144,297.19	1,080,734.06	
8-	-----	1,224,706.25	105,093.22	0.00	-325.00	144,297.19	1,080,734.06	
Fire Prevention & Safety	90 E 2542 3000 00 300 000000	0.00	0.00	0.00	0.00	0.00	0.00	0.00
Fire Prevention & Safety	90 E 2542 3000 00 300 000001	0.00	0.00	0.00	0.00	0.00	0.00	0.00
Fire Prevention & Safety	90 E 2542 3000 00 300 000002	0.00	0.00	0.00	0.00	0.00	0.00	0.00
Fire Prevention & Safety	90 E 2542 5300 00 300 000000	8,000,000.00	61,302.36	0.00	0.00	1,745,757.59	6,254,242.41	78.18
Fire Prevention & Safety	90 E 2542 5310 00 300 000000	0.00	0.00	0.00	0.00	0.00	0.00	0.00
90 -	-----	8,000,000.00	61,302.36	0.00	0.00	1,745,757.59	6,254,242.41	
9-	-----	8,000,000.00	61,302.36	0.00	0.00	1,745,757.59	6,254,242.41	
Account Monthly Activity Grand Totals:		59,149,395.45	3,547,166.63	83,086.00	18,601.75	11,444,189.31	47,603,518.39	

Revenue Report

Fiscal Year: 2020-2021
Month: April

COUNTY OF GRUNDY SCHOOL DIST 111

Fund Description	Account Number	Account Description	Revised Budget	Monthly Activity	Pending Activity	Available Funds	Year to Date Activity	Percent of Budget Used
Education Fund	10 R 1110 0000 00 000 000000	PRIOR YEAR TAXES	0.00	0.00	0.00	0.00	0.00	0.00
Education Fund	10 R 1111 0000 00 000 000000	GRUNDY CO TAXES	6,551,544.00	-902,539.72	0.00	-98,859.82	6,650,403.82	101.51
Education Fund	10 R 1112 0000 00 000 000000	KENDALL CO TAXES	1,026,573.36	0.00	0.00	-5,798.73	1,032,372.09	100.56
Education Fund	10 R 1113 0000 00 000 000000	WILL CO TAXES	4,767,775.28	0.00	0.00	31,985.04	4,735,790.24	99.33
Education Fund	10 R 1114 0000 00 000 000000	GRUNDY CO EDPA SURPLUS	299,159.00	0.00	0.00	299,159.00	0.00	0.00
Education Fund	10 R 1122 0000 00 000 000000	KENDALL CO - EARLY DISTR	1,104,614.12	0.00	0.00	1,104,614.12	0.00	0.00
Education Fund	10 R 1123 0000 00 000 000000	WILL CO - EARLY DISTR	5,337,374.13	0.00	0.00	5,337,374.13	0.00	0.00
Education Fund	10 R 1210 0000 00 000 000000	MOBILE HOME TAX	4,800.00	0.00	0.00	4,800.00	0.00	0.00
Education Fund	10 R 1211 0000 00 000 000000	MOBILE HOME TAX SPECIAL ED	80.00	0.00	0.00	80.00	0.00	0.00
Education Fund	10 R 1211 0000 00 000 000001	GRUNDY CO TORT	0.00	0.00	0.00	0.00	0.00	0.00
Education Fund	10 R 1212 0000 00 000 000000	MOBILE HOME TAX - LEASE	200.00	0.00	0.00	200.00	0.00	0.00
Education Fund	10 R 1212 0000 00 000 000001	KENDALL CO TORT	0.00	0.00	0.00	0.00	0.00	119 0.00
Education Fund	10 R 1213 0000 00 000 000000	WILL CO TORT	0.00	0.00	0.00	0.00	0.00	0.00
Education Fund	10 R 1222 0000 00 000 000000	KENDALL CO TORT-EARLY DISTR	0.00	0.00	0.00	0.00	0.00	0.00
Education Fund	10 R 1223 0000 00 000 000000	WILL CO TORT-EARLY DISTR	0.00	0.00	0.00	0.00	0.00	0.00
Education Fund	10 R 1230 0000 00 000 000000	CPPRT	538,560.00	91,044.20	0.00	238,883.79	299,676.21	55.64
Education Fund	10 R 1290 0000 00 000 000000	PAYMENTS IN LIEU OF TAXES	2,200.00	0.00	0.00	2,200.00	0.00	0.00
Education Fund	10 R 1291 0000 00 000 000000	LAG FEES	0.00	0.00	0.00	0.00	0.00	0.00
Education Fund	10 R 1292 0000 00 000 000000	PAYMENT IN LIEU OF TAXES SP ED	35.00	0.00	0.00	35.00	0.00	0.00
Education Fund	10 R 1293 0000 00 000 000000	PAYMENT IN LIEU OF TAXES LEASE	89.00	0.00	0.00	89.00	0.00	0.00
Education Fund	10 R 1311 0000 00 000 000000	NON-RESIDENT TUITION	0.00	0.00	0.00	0.00	0.00	0.00
Education Fund	10 R 1311 0000 00 000 000001	GRUNDY CO LEASE	178,678.00	-24,338.98	0.00	-661.10	179,339.10	100.37
Education Fund	10 R 1312 0000 00 000 000000	KENDALL CO LEASE	28,931.53	0.00	0.00	145.27	28,786.26	99.50
Education Fund	10 R 1313 0000 00 000 000000	WILL CO LEASE	133,236.78	0.00	0.00	1,902.92	131,333.86	98.57
Education Fund	10 R 1314 0000 00 000 000000	GRUNDY CO LEASE EDPA SURPLUS	0.00	0.00	0.00	0.00	0.00	0.00
Education Fund	10 R 1321 0000 00 000 000000	TOTAL SUMMER SCHOOL TUITION	6,000.00	0.00	0.00	6,000.00	0.00	0.00

Revenue Report

Fiscal Year: 2020-2021
Month: April

COUNTY OF GRUNDY SCHOOL DIST 111

Fund Description	Account Number	Account Description	Revised Budget	Monthly Activity	Pending Activity	Available Funds	Year to Date Activity	Percent of Budget Used
Education Fund	10 R 1322 0000 00 000 000000	KENDALL CO LEASE-EARLY DISTR	30,784.33	0.00	0.00	30,784.33	0.00	0.00
Education Fund	10 R 1323 0000 00 000 000000	WILL CO LEASE-EARLY DISTR	148,071.44	0.00	0.00	148,071.44	0.00	0.00
Education Fund	10 R 1411 0000 00 000 000000	GRUNDY CO SPEC ED	108,487.00	-14,795.73	0.00	-536.01	109,023.01	100.49
Education Fund	10 R 1411 0000 00 000 000001	GRUNDY CO SPEC ED TIF	0.00	0.00	0.00	0.00	0.00	0.00
Education Fund	10 R 1412 0000 00 000 000000	KENDALL CO SPEC ED	16,998.78	0.00	0.00	74.64	16,924.14	99.56
Education Fund	10 R 1413 0000 00 000 000000	WILL CO SPEC ED	78,875.18	0.00	0.00	1,162.83	77,712.35	98.53
Education Fund	10 R 1414 0000 00 000 000000	GRUNDY CO SPEC ED EDPA SURPLUS	0.00	0.00	0.00	0.00	0.00	0.00
Education Fund	10 R 1422 0000 00 000 000000	KENDALL CO SPEC ED-EARLY DISTR	18,108.43	0.00	0.00	18,108.43	0.00	0.00
Education Fund	10 R 1423 0000 00 000 000000	WILL CO SPEC ED-EARLY DISTR	87,576.89	0.00	0.00	87,576.89	0.00	0.00
Education Fund	10 R 1510 0000 00 000 000000	CHECKING INTEREST	0.00	0.00	0.00	0.00	0.00	0.00
Education Fund	10 R 1511 0000 00 000 000000	INVESTMENT INTEREST	200,000.00	332.76	0.00	181,829.98	18,170.02	9.09
Education Fund	10 R 1611 0000 00 000 000000	CAFETERIA SALES CASH	100,000.00	1,314.50	0.00	85,288.47	14,711.53	14.71
Education Fund	10 R 1612 0000 00 000 000000	CAFETERIA SALES CREDIT CARD	100,000.00	1,052.79	0.00	92,576.12	7,423.88	7.42
Education Fund	10 R 1620 0000 00 000 000000	COFFEE SALES	0.00	0.00	0.00	0.00	0.00	0.00
Education Fund	10 R 1709 0000 00 000 000000	POST SEASON GATE RECEIPTS	1,000.00	0.00	0.00	1,000.00	0.00	0.00
Education Fund	10 R 1710 0000 00 000 000000	ATHLETIC ENTRY FEES RECD	1,000.00	0.00	0.00	1,000.00	0.00	0.00
Education Fund	10 R 1711 0000 00 000 000000	SOCCER ADMISSIONS	0.00	0.00	0.00	0.00	0.00	0.00
Education Fund	10 R 1712 0000 00 000 000000	FOOTBALL ADMISSIONS	1,000.00	0.00	0.00	1,000.00	0.00	0.00
Education Fund	10 R 1713 0000 00 000 000000	XC ADMISSIONS	0.00	0.00	0.00	0.00	0.00	0.00
Education Fund	10 R 1714 0000 00 000 000000	WRESTLING ADMISSIONS	0.00	0.00	0.00	0.00	0.00	0.00
Education Fund	10 R 1715 0000 00 000 000000	BOYS BSKTBLL ADMISSIONS	0.00	0.00	0.00	0.00	0.00	0.00
Education Fund	10 R 1716 0000 00 000 000000	GIRLS BSKTBLL ADMISSIONS	0.00	0.00	0.00	0.00	0.00	0.00
Education Fund	10 R 1717 0000 00 000 000000	VOLLEYBALL ADMISSIONS	0.00	0.00	0.00	0.00	0.00	0.00
Education Fund	10 R 1718 0000 00 000 000000	SPORT PASSES	0.00	0.00	0.00	0.00	0.00	0.00
Education Fund	10 R 1719 0000 00 000 000000	TRACK ADMISSIONS	0.00	0.00	0.00	0.00	0.00	0.00
Education Fund	10 R 1720 0000 00 000 000000	DRIVER EDUC FEES	0.00	0.00	0.00	-175.00	175.00	0.00

120

Revenue Report

Fiscal Year: 2020-2021
Month: April

COUNTY OF GRUNDY SCHOOL DIST 111

Fund Description	Account Number	Account Description	Revised Budget	Monthly Activity	Pending Activity	Available Funds	Year to Date Activity	Percent of Budget Used
Education Fund	10 R 1721 0000 00 000 000000	LOCK FEES	3,500.00	0.00	0.00	3,500.00	0.00	0.00
Education Fund	10 R 1722 0000 00 000 000000	MISCELLANEOUS FEES	125,000.00	29,746.37	0.00	-18,343.91	143,343.91	114.68
Education Fund	10 R 1723 0000 00 000 000000	P.E. UNIFORMS	100.00	0.00	0.00	100.00	0.00	0.00
Education Fund	10 R 1724 0000 00 000 000000	STUDENT PARKING FEES	50,000.00	1,950.00	0.00	37,910.00	12,090.00	24.18
Education Fund	10 R 1725 0000 00 000 000000	BOWLING ADMISSIONS	0.00	0.00	0.00	0.00	0.00	0.00
Education Fund	10 R 1726 0000 00 000 000000	SPRING MUSICAL ADMISSIONS	500.00	1,276.88	0.00	-776.88	1,276.88	255.38
Education Fund	10 R 1727 0000 00 000 000000	FALL PLAY ADMISSIONS	0.00	0.00	0.00	-226.96	226.96	0.00
Education Fund	10 R 1728 0000 00 000 000000	STUDENT PURCHASES	0.00	0.00	0.00	0.00	0.00	0.00
Education Fund	10 R 1729 0000 00 000 000000	INVITE ADMISSIONS	100.00	0.00	0.00	100.00	0.00	0.00
Education Fund	10 R 1730 0000 00 000 000000	MADRIGALS ADMISSIONS	500.00	0.00	0.00	500.00	0.00	0.00
Education Fund	10 R 1731 0000 00 000 000000	ACTIVITY MISC	0.00	0.00	0.00	0.00	0.00	0.00
Education Fund	10 R 1732 0000 00 000 000000	SPORT PASSES	500.00	0.00	0.00	500.00	0.00	0.00
Education Fund	10 R 1733 0000 00 000 000000	LACROSSE ADMISSIONS	0.00	0.00	0.00	0.00	0.00	121 0.00
Education Fund	10 R 1790 0000 00 000 000000	OTHER PUPIL ACT REVENUE	0.00	0.00	0.00	0.00	0.00	0.00
Education Fund	10 R 1811 0000 00 000 000000	TEXTBOOK FEES	662,000.00	22,614.90	0.00	78,022.81	583,977.19	88.21
Education Fund	10 R 1825 0000 00 000 000000	AP TESTING FEE	0.00	0.00	0.00	0.00	0.00	0.00
Education Fund	10 R 1826 0000 00 000 000000	SAT TESTING FEES	6,000.00	0.00	0.00	1,104.00	4,896.00	81.60
Education Fund	10 R 1827 0000 00 000 000000	SALE OF EQUIPMENT	500.00	0.00	0.00	500.00	0.00	0.00
Education Fund	10 R 1828 0000 00 000 000000	A/P TEST FEES	55,000.00	752.00	0.00	-8,608.60	63,608.60	115.65
Education Fund	10 R 1829 0000 00 000 000000	MATH RESALE REVENUE	0.00	0.00	0.00	0.00	0.00	0.00
Education Fund	10 R 1920 0000 00 000 000000	IMTT GRANT	0.00	0.00	0.00	0.00	0.00	0.00
Education Fund	10 R 1950 0000 00 000 000000	REFUND OF PRIOR YR EXPENSES	60,000.00	0.00	0.00	16,102.55	43,897.45	73.16
Education Fund	10 R 1970 0000 00 000 000000	DR ED FEES	40,000.00	1,225.00	0.00	5,125.00	34,875.00	87.19
Education Fund	10 R 1971 0000 00 000 000000	SUMMER DR ED FEES	30,000.00	0.00	0.00	100.00	29,900.00	99.67
Education Fund	10 R 1993 0000 00 000 000000	WELLNESS CENTER	0.00	0.00	0.00	0.00	0.00	0.00
Education Fund	10 R 1998 0000 00 000 000000	EDUCATION FOUNDATION GRANTS	2,500.00	0.00	0.00	2,500.00	0.00	0.00
Education Fund	10 R 1999 0000 00 000 000000	OTHER-LOCAL SOURCES	200,000.00	195.00	0.00	85,939.14	114,060.86	57.03
Education Fund	10 R 2100 0000 00 000 000000	ECO LAB GRANT	0.00	0.00	0.00	0.00	0.00	0.00

Revenue Report

Fiscal Year: 2020-2021
Month: April

COUNTY OF GRUNDY SCHOOL DIST 111

Fund Description	Account Number	Account Description	Revised Budget	Monthly Activity	Pending Activity	Available Funds	Year to Date Activity	Percent of Budget Used
Education Fund	10 R 2220 0000 00 000 000000	DIST 111 GROUP MEDICAL REVENUE	0.00	108.72	0.00	-2,622,782.93	2,333,402.27	0.00
Education Fund	10 R 2230 0000 00 000 000000	DIST 111 GROUP DENTAL REVENUE	0.00	12.19	0.00	-135,857.18	121,328.38	0.00
Education Fund	10 R 2901 0000 00 000 000000	GRUNDY CO EDUCATION TIF	1,559,058.65	1,804,635.56	0.00	-245,576.91	1,804,635.56	115.75
Education Fund	10 R 2902 0000 00 000 000000	GRUNDY CO LEASE TIF	0.00	0.00	0.00	0.00	0.00	0.00
Education Fund	10 R 2903 0000 00 000 000000	GRUNDY CO SPEC ED TIF	0.00	0.00	0.00	0.00	0.00	0.00
Education Fund	10 R 3001 0000 00 000 000000	GENERAL STATE AID	6,044,053.00	549,460.00	0.00	1,078,876.57	4,965,176.43	82.15
Education Fund	10 R 3002 0000 00 000 000000	GSA HOLD HARMLESS	0.00	0.00	0.00	0.00	0.00	0.00
Education Fund	10 R 3030 0000 00 000 000000	FAST GROWTH GRANTS	0.00	0.00	0.00	0.00	0.00	0.00
Education Fund	10 R 3099 0000 00 000 000000	TRANSITION ASSISTANCE	0.00	0.00	0.00	0.00	0.00	0.00
Education Fund	10 R 3100 0000 00 000 000000	SPEC ED-PRIVATE FACILITY	550,000.00	188,817.20	0.00	-167,941.31	717,941.31	130.53
Education Fund	10 R 3105 0000 00 000 000000	SPEC ED- EXTRAORDINARY	0.00	0.00	0.00	0.00	0.00	0.00
Education Fund	10 R 3110 0000 00 000 000000	SPEC ED- PERSONNEL	0.00	0.00	0.00	0.00	0.00	0.00
Education Fund	10 R 3120 0000 00 000 000000	SPEC ED- ORPHANAGE/INDIV	6,000.00	0.00	0.00	-71,283.61	77,283.61	1,288.06
Education Fund	10 R 3130 0000 00 000 000000	SP ED ORPHANAGE SUMMER IND	0.00	0.00	0.00	0.00	0.00	0.00
Education Fund	10 R 3145 0000 00 000 000000	SPEC ED- SUMMER SCHOOL	0.00	0.00	0.00	0.00	0.00	0.00
Education Fund	10 R 3215 0000 00 000 000000	VOC ED-FORMULA	0.00	0.00	0.00	0.00	0.00	0.00
Education Fund	10 R 3220 0000 00 000 000000	CAREER/TECH EDUC IMPR GRNT	68,000.00	0.00	0.00	-29.00	68,029.00	100.04
Education Fund	10 R 3225 0000 00 000 000000	VOC ED FORMULA REIMB.	0.00	0.00	0.00	0.00	0.00	0.00
Education Fund	10 R 3226 0000 00 000 000000	VOC ED PROGRAM IMPROVMT.	0.00	0.00	0.00	0.00	0.00	0.00
Education Fund	10 R 3235 0000 00 000 000000	VOC ED AG EDUC INCENTIVE	4,000.00	0.00	0.00	4,000.00	0.00	0.00
Education Fund	10 R 3305 0000 00 000 000000	BILINGUAL ED-DOWNSTATE	0.00	0.00	0.00	0.00	0.00	0.00
Education Fund	10 R 3350 0000 00 000 000000	GIFTED EDUCATION	0.00	0.00	0.00	0.00	0.00	0.00
Education Fund	10 R 3360 0000 00 000 000000	STATE FREE LUNCH & BRKFST	1,000.00	0.00	0.00	766.92	233.08	23.31
Education Fund	10 R 3370 0000 00 000 000000	DRIVERS ED REIMBURSEMENT	70,000.00	18,909.46	0.00	6,366.72	63,633.28	90.90

122

Revenue Report

Fiscal Year: 2020-2021
Month: April

COUNTY OF GRUNDY SCHOOL DIST 111

Fund Description	Account Number	Account Description	Revised Budget	Monthly Activity	Pending Activity	Available Funds	Year to Date Activity	Percent of Budget Used
Education Fund	10 R 3610 0000 00 000 000000	LEARNING IMPR-CHANGE GRNT	0.00	0.00	0.00	0.00	0.00	0.00
Education Fund	10 R 3640 0000 00 000 000000	PROF DEVELOP BLOCK GRANT	0.00	0.00	0.00	0.00	0.00	0.00
Education Fund	10 R 3696 0000 00 000 000000	REGIONAL SAFE SCHOOLS PROGRAM	60,000.00	0.00	0.00	0.00	60,000.00	100.00
Education Fund	10 R 3740 0000 00 000 000000	CRIM BACKGROUND CHECKS	0.00	0.00	0.00	0.00	0.00	0.00
Education Fund	10 R 3775 0000 00 000 000000	ADA SAFETY BLOCK GRANT	0.00	0.00	0.00	0.00	0.00	0.00
Education Fund	10 R 3781 0000 00 000 000000	TECH INTEGRATION GRANT	0.00	0.00	0.00	0.00	0.00	0.00
Education Fund	10 R 3792 0000 00 000 000000	TECH-CLOSING THE GAP	0.00	0.00	0.00	0.00	0.00	0.00
Education Fund	10 R 3800 0000 00 000 000000	STATE LIBRARY GRANT	0.00	0.00	0.00	0.00	0.00	0.00
Education Fund	10 R 3998 0000 00 000 000000	RECEIPTS/REVENUE ON BEHALF PAYMENTS	0.00	0.00	0.00	0.00	0.00	0.00
Education Fund	10 R 3999 0000 00 000 000000	OTH GRANTS-IN-AID/STATE SOURCE	0.00	0.00	0.00	-80,704.00	80,704.00	0.00
Education Fund	10 R 4100 0000 00 000 000000	TITLE V	0.00	0.00	0.00	0.00	0.00	0.00
Education Fund	10 R 4101 0000 00 000 000000	HOMELESS GRANT	0.00	0.00	0.00	0.00	0.00	0.00
Education Fund	10 R 4215 0000 00 000 000000	SPECIAL MILK PROGRAM	500.00	75,409.45	0.00	-260,512.52	261,012.52	52,202.50
Education Fund	10 R 4300 0000 00 000 000000	TITLE I	170,000.00	49,008.00	0.00	25,509.00	144,491.00	84.99
Education Fund	10 R 4400 0000 00 000 000000	TITLE IV DRUG FREE GRANT	0.00	0.00	0.00	0.00	0.00	0.00
Education Fund	10 R 4620 0000 00 000 000000	SPEC ED-IDEA FLOW THRU	216,000.00	0.00	0.00	172,524.63	43,475.37	20.13
Education Fund	10 R 4625 0000 00 000 000000	SPEC ED-IDEA-RM & BOARD	160,000.00	0.00	0.00	-169,498.94	329,498.94	205.94
Education Fund	10 R 4745 0000 00 000 000000	AG EDUC GRANT	0.00	0.00	0.00	0.00	0.00	0.00
Education Fund	10 R 4850 0000 00 000 000000	ARRA - GENERAL STATE AID	0.00	0.00	0.00	0.00	0.00	0.00
Education Fund	10 R 4870 0000 00 000 000000	ARRA -GSA-SFSF	0.00	0.00	0.00	0.00	0.00	0.00
Education Fund	10 R 4880 0000 00 000 000000	ARRA-Educ Jobs Fund Prgm	0.00	0.00	0.00	0.00	0.00	0.00
Education Fund	10 R 4930 0000 00 000 000000	TITLE II EISENHWR PROF DVLPMT	0.00	0.00	0.00	0.00	0.00	0.00
Education Fund	10 R 4932 0000 00 000 000000	Title II - Teacher Quality	70,000.00	9,543.00	0.00	617.00	69,383.00	99.12
Education Fund	10 R 4935 0000 00 000 000000	TITLE II EISENHWR MATH/SCI	0.00	0.00	0.00	0.00	0.00	0.00

123

Revenue Report

Fiscal Year: 2020-2021
Month: April

COUNTY OF GRUNDY SCHOOL DIST 111

Fund Description	Account Number	Account Description	Revised Budget	Monthly Activity	Pending Activity	Available Funds	Year to Date Activity	Percent of Budget Used
Education Fund	10 R 4971 0000 00 000 000000	TITLE II PART D TECH GRANT	0.00	0.00	0.00	0.00	0.00	0.00
Education Fund	10 R 4991 0000 00 000 000000	MEDICAID/ADMN OUTREACH	15,000.00	756.95	0.00	6,205.68	8,794.32	58.63
Education Fund	10 R 4992 0000 00 000 000000	MEDICAID MATCHING	0.00	0.00	0.00	0.00	0.00	0.00
Education Fund	10 R 4998 0000 00 000 499801	ESSER I	0.00	0.00	0.00	0.00	0.00	0.00
Education Fund	10 R 7110 0000 00 000 000000	PERM TRANS FROM W/C- ABATEMENT	0.00	0.00	0.00	0.00	0.00	0.00
Education Fund	10 R 7180 0000 00 000 000000	PERM TRANS FROM W/C- ABATEMENT	0.00	0.00	0.00	0.00	0.00	0.00
Education Fund	10 R 7900 0000 00 000 000000	DEBT PROCEEDS	0.00	0.00	0.00	0.00	0.00	0.00
Education Fund	10 R 9601 0000 00 000 000000	TIF SURPLUS DONATION	0.00	0.00	0.00	0.00	0.00	0.00
10 - -----	Education Fund	TIF SURPLUS DONATION	31,101,563.90	1,906,490.50	0.00	5,314,638.01	25,483,016.43	
Activity Fund	11 R 1799 0000 00 000 000000	ACTIVITY FUND ACCOUNT	250,000.00	0.00	0.00	250,000.00	0.00	0.00
Activity Fund	11 R 1799 0000 01 000 900000	COADY SCHOLARSHIP	0.00	6.60	0.00	-1,048.97	1,048.97	0.00
Activity Fund	11 R 1799 0000 30 300 910001	SPORTS - ATHLETIC HALL OF FAME	0.00	0.00	0.00	0.00	0.00	124 0.00
Activity Fund	11 R 1799 0000 30 300 910002	SPORTS - ATHLETIC POP	0.00	0.00	0.00	-5,367.08	5,367.08	0.00
Activity Fund	11 R 1799 0000 30 300 910003	SPORTS - ATHLETIC TRAINING	0.00	0.00	0.00	0.00	0.00	0.00
Activity Fund	11 R 1799 0000 30 300 910004	SPORTS - BASEBALL	0.00	0.00	0.00	-500.00	500.00	0.00
Activity Fund	11 R 1799 0000 30 300 910005	SPORTS - BOYS BASKETBALL	0.00	0.00	0.00	-1,912.00	1,912.00	0.00
Activity Fund	11 R 1799 0000 30 300 910006	SPORTS - BOYS BOWLING	0.00	0.00	0.00	-400.00	400.00	0.00
Activity Fund	11 R 1799 0000 30 300 910007	SPORTS - BOYS GOLF	0.00	0.00	0.00	-400.00	400.00	0.00
Activity Fund	11 R 1799 0000 30 300 910008	SPORTS - BOYS SOCCER	0.00	0.00	0.00	-6,761.61	6,761.61	0.00
Activity Fund	11 R 1799 0000 30 300 910009	SPORTS - BOYS TENNIS	0.00	0.00	0.00	0.00	0.00	0.00
Activity Fund	11 R 1799 0000 30 300 910010	SPORTS - BOYS TRACK	0.00	0.00	0.00	-960.00	960.00	0.00
Activity Fund	11 R 1799 0000 30 300 910011	SPORTS - BOYS VOLLEYBALL	0.00	0.00	0.00	-400.00	400.00	0.00
Activity Fund	11 R 1799 0000 30 300 910012	SPORTS - CHEERLEADERS	0.00	0.00	0.00	-19,796.53	19,796.53	0.00
Activity Fund	11 R 1799 0000 30 300 910013	SPORTS - CROSS COUNTY CO ED	0.00	0.00	0.00	-4,089.75	4,089.75	0.00
Activity Fund	11 R 1799 0000 30 300 910014	SPORTS - FOOTBALL	0.00	4,015.00	0.00	-15,430.50	15,430.50	0.00
Activity Fund	11 R 1799 0000 30 300 910015	SPORTS - FOOTBALL JERSEYS	0.00	0.00	0.00	0.00	0.00	0.00

Revenue Report

Fiscal Year: 2020-2021
Month: April

COUNTY OF GRUNDY SCHOOL DIST 111

Fund Description	Account Number	Account Description	Revised Budget	Monthly Activity	Pending Activity	Available Funds	Year to Date Activity	Percent of Budget Used
Activity Fund	11 R 1799 0000 30 300 910016	SPORTS - GIRLS BASKETBALL	0.00	0.00	0.00	-270.00	270.00	0.00
Activity Fund	11 R 1799 0000 30 300 910017	SPORTS - GIRLS BOWLING	0.00	0.00	0.00	0.00	0.00	0.00
Activity Fund	11 R 1799 0000 30 300 910018	SPORTS - GIRLS GOLF	0.00	0.00	0.00	-400.00	400.00	0.00
Activity Fund	11 R 1799 0000 30 300 910019	SPORTS - GIRLS SOCCER	0.00	0.00	0.00	3,866.61	-3,866.61	0.00
Activity Fund	11 R 1799 0000 30 300 910020	SPORTS - GIRLS TENNIS	0.00	0.00	0.00	-915.00	915.00	0.00
Activity Fund	11 R 1799 0000 30 300 910021	SPORTS - GIRLS TRACK	0.00	0.00	0.00	-300.00	300.00	0.00
Activity Fund	11 R 1799 0000 30 300 910022	SPORTS - GIRLS VOLLEYBALL	0.00	1,530.00	0.00	-5,240.00	5,240.00	0.00
Activity Fund	11 R 1799 0000 30 300 910023	SPORTS - LACROSSE	0.00	0.00	0.00	-100.00	100.00	0.00
Activity Fund	11 R 1799 0000 30 300 910024	SPORTS - OUTDOOR ED TRIP	0.00	0.00	0.00	0.00	0.00	0.00
Activity Fund	11 R 1799 0000 30 300 910025	SPORTS - POMS	0.00	2,850.00	0.00	-11,032.50	11,032.50	0.00
Activity Fund	11 R 1799 0000 30 300 910026	SPORTS - SOFTBALL	0.00	0.00	0.00	-500.00	500.00	0.00
Activity Fund	11 R 1799 0000 30 300 910027	SPORTS - SWIMMING B&G	0.00	0.00	0.00	-300.00	300.00	125 0.00
Activity Fund	11 R 1799 0000 30 300 910028	SPORTS - WRESTLING	0.00	0.00	0.00	-400.00	400.00	0.00
Activity Fund	11 R 1799 0000 30 300 910029	SUMMER CAMPS - BAND CAMP	0.00	0.00	0.00	0.00	0.00	0.00
Activity Fund	11 R 1799 0000 30 300 910030	SUMMER CAMPS - BASEBALL	0.00	0.00	0.00	0.00	0.00	0.00
Activity Fund	11 R 1799 0000 30 300 910031	SUMMER CAMPS - BOYS BASKETBALL	0.00	0.00	0.00	0.00	0.00	0.00
Activity Fund	11 R 1799 0000 30 300 910032	SUMMER CAMPS - BOYS VOLLEYBALL	0.00	0.00	0.00	0.00	0.00	0.00
Activity Fund	11 R 1799 0000 30 300 910033	SUMMER CAMPS - CHEERLEADING	0.00	0.00	0.00	0.00	0.00	0.00
Activity Fund	11 R 1799 0000 30 300 910034	SUMMER CAMPS - CROSS COUNTRY	0.00	0.00	0.00	0.00	0.00	0.00
Activity Fund	11 R 1799 0000 30 300 910035	SUMMER CAMPS - FOOTBALL	0.00	0.00	0.00	0.00	0.00	0.00
Activity Fund	11 R 1799 0000 30 300 910036	SUMMER CAMPS - GIRLS BASKETBALL	0.00	0.00	0.00	0.00	0.00	0.00
Activity Fund	11 R 1799 0000 30 300 910037	SUMMER CAMPS - GIRLS VOLLEYBALL	0.00	0.00	0.00	0.00	0.00	0.00
Activity Fund	11 R 1799 0000 30 300 910038	SUMMER CAMPS - POMS	0.00	0.00	0.00	0.00	0.00	0.00
Activity Fund	11 R 1799 0000 30 300 910039	SUMMER CAMPS - SOCCER	0.00	0.00	0.00	0.00	0.00	0.00
Activity Fund	11 R 1799 0000 30 300 910040	SUMMER CAMPS - CONDITIONING	0.00	0.00	0.00	0.00	0.00	0.00

Revenue Report

Fiscal Year: 2020-2021
Month: April

COUNTY OF GRUNDY SCHOOL DIST 111

Fund Description	Account Number	Account Description	Revised Budget	Monthly Activity	Pending Activity	Available Funds	Year to Date Activity	Percent of Budget Used
Activity Fund	11 R 1799 0000 30 300 910041	SUMMER CAMPS - TENNIS CO-ED	0.00	0.00	0.00	0.00	0.00	0.00
Activity Fund	11 R 1799 0000 30 300 910042	SUMMER CAMPS - WOMENS FITNESS	0.00	0.00	0.00	0.00	0.00	0.00
Activity Fund	11 R 1799 0000 70 300 900001	ACTIVITIES - POP	0.00	14.98	0.00	-470.44	470.44	0.00
Activity Fund	11 R 1799 0000 70 300 900002	ACTIVITIES - ART CLUB	0.00	0.00	0.00	0.00	0.00	0.00
Activity Fund	11 R 1799 0000 70 300 900003	ACTIVITIES - ATHLETIC LEADERSHIP	0.00	0.00	0.00	0.00	0.00	0.00
Activity Fund	11 R 1799 0000 70 300 900004	ACTIVITIES - BAND	0.00	0.00	0.00	0.00	0.00	0.00
Activity Fund	11 R 1799 0000 70 300 900005	ACTIVITIES - CHESS	0.00	0.00	0.00	0.00	0.00	0.00
Activity Fund	11 R 1799 0000 70 300 900006	ACTIVITIES - CHOIR PROJECTS	0.00	0.00	0.00	0.00	0.00	0.00
Activity Fund	11 R 1799 0000 70 300 900007	ACTIVITIES - CHORUS	0.00	0.00	0.00	-1,613.78	1,613.78	0.00
Activity Fund	11 R 1799 0000 70 300 900008	ACTIVITIES - CLASS OF 2019	0.00	0.00	0.00	0.00	0.00	0.00
Activity Fund	11 R 1799 0000 70 300 900009	ACTIVITIES - CLASS OF 2020	0.00	0.00	0.00	0.00	0.00	126
Activity Fund	11 R 1799 0000 70 300 900010	ACTIVITIES - CLASS OF 2021	0.00	0.00	0.00	-8.93	8.93	0.00
Activity Fund	11 R 1799 0000 70 300 900011	ACTIVITIES - CLASS OF 2022	0.00	0.00	0.00	-8.93	8.93	0.00
Activity Fund	11 R 1799 0000 70 300 900012	ACTIVITIES - CLASS OF 2023	0.00	0.00	0.00	0.00	0.00	0.00
Activity Fund	11 R 1799 0000 70 300 900013	ACTIVITIES - CLASS OF 2024	0.00	0.00	0.00	0.00	0.00	0.00
Activity Fund	11 R 1799 0000 70 300 900014	ACTIVITIES - COMMUNITY GARDEN	0.00	0.00	0.00	0.00	0.00	0.00
Activity Fund	11 R 1799 0000 70 300 900015	ACTIVITIES - CULINARY ARTS	0.00	0.00	0.00	0.00	0.00	0.00
Activity Fund	11 R 1799 0000 70 300 900016	ACTIVITIES - DEBATE CLUB	0.00	0.00	0.00	0.00	0.00	0.00
Activity Fund	11 R 1799 0000 70 300 900017	ACTIVITIES - DREAM	0.00	0.00	0.00	0.00	0.00	0.00
Activity Fund	11 R 1799 0000 70 300 900018	ACTIVITIES - FASHION MERCHANDISING	0.00	0.00	0.00	0.00	0.00	0.00
Activity Fund	11 R 1799 0000 70 300 900019	ACTIVITIES - FCCLA	0.00	0.00	0.00	0.00	0.00	0.00
Activity Fund	11 R 1799 0000 70 300 900020	ACTIVITIES - FFA	0.00	0.00	0.00	-172.50	172.50	0.00
Activity Fund	11 R 1799 0000 70 300 900021	ACTIVITIES - FRENCH NHS	0.00	0.00	0.00	0.00	0.00	0.00
Activity Fund	11 R 1799 0000 70 300 900022	ACTIVITIES - FUTURE BUSINESS LEADERS	0.00	0.00	0.00	0.00	0.00	0.00

Revenue Report

Fiscal Year: 2020-2021
Month: April

COUNTY OF GRUNDY SCHOOL DIST 111

Fund Description	Account Number	Account Description	Revised Budget	Monthly Activity	Pending Activity	Available Funds	Year to Date Activity	Percent of Budget Used
Activity Fund	11 R 1799 0000 70 300 900023	ACTIVITIES - I.O.T.A.	0.00	240.00	0.00	-330.00	330.00	0.00
Activity Fund	11 R 1799 0000 70 300 900024	ACTIVITIES - INDIAN CLIMBING CLUB	0.00	0.00	0.00	0.00	0.00	0.00
Activity Fund	11 R 1799 0000 70 300 900025	ACTIVITIES - INDIAN NATION	0.00	0.00	0.00	0.00	0.00	0.00
Activity Fund	11 R 1799 0000 70 300 900026	ACTIVITIES - INT'L CLUB	0.00	0.00	0.00	0.00	0.00	0.00
Activity Fund	11 R 1799 0000 70 300 900027	ACTIVITIES - INT'L THESPIANS	0.00	0.00	0.00	70.00	-70.00	0.00
Activity Fund	11 R 1799 0000 70 300 900028	ACTIVITIES - INTERACT	0.00	0.00	0.00	0.00	0.00	0.00
Activity Fund	11 R 1799 0000 70 300 900029	ACTIVITIES - INVESTMENT CLUB	0.00	0.00	0.00	0.00	0.00	0.00
Activity Fund	11 R 1799 0000 70 300 900030	ACTIVITIES - JUDO	0.00	0.00	0.00	0.00	0.00	0.00
Activity Fund	11 R 1799 0000 70 300 900031	ACTIVITIES - KALEIDOSOPE	0.00	0.00	0.00	0.00	0.00	0.00
Activity Fund	11 R 1799 0000 70 300 900032	ACTIVITIES - MAC	0.00	1,541.00	0.00	-4,271.00	4,271.00	0.00
Activity Fund	11 R 1799 0000 70 300 900033	ACTIVITIES - MATH TEAM	0.00	0.00	0.00	0.00	0.00	0.00
Activity Fund	11 R 1799 0000 70 300 900034	ACTIVITIES - MCHS BOOK CLUB	0.00	0.00	0.00	0.00	0.00	127
Activity Fund	11 R 1799 0000 70 300 900035	ACTIVITIES - MEMORIAL GARDEN	0.00	0.00	0.00	0.00	0.00	0.00
Activity Fund	11 R 1799 0000 70 300 900036	ACTIVITIES - MUSICAL	0.00	559.00	0.00	-1,675.23	1,675.23	0.00
Activity Fund	11 R 1799 0000 70 300 900037	ACTIVITIES - NEEDY FAMILIES	0.00	0.00	0.00	0.00	0.00	0.00
Activity Fund	11 R 1799 0000 70 300 900038	ACTIVITIES - NHS	0.00	415.00	0.00	-3,725.00	3,725.00	0.00
Activity Fund	11 R 1799 0000 70 300 900039	ACTIVITIES - ORCHESIS	0.00	0.00	0.00	0.00	0.00	0.00
Activity Fund	11 R 1799 0000 70 300 900040	ACTIVITIES - PAC RESTORATION	0.00	0.00	0.00	-1,087.80	1,087.80	0.00
Activity Fund	11 R 1799 0000 70 300 900041	ACTIVITIES - PERCUSSION	0.00	0.00	0.00	0.00	0.00	0.00
Activity Fund	11 R 1799 0000 70 300 900042	ACTIVITIES - POKEMON CLUB	0.00	0.00	0.00	0.00	0.00	0.00
Activity Fund	11 R 1799 0000 70 300 900043	ACTIVITIES - PPC	0.00	0.00	0.00	0.00	0.00	0.00
Activity Fund	11 R 1799 0000 70 300 900044	ACTIVITIES - SADD	0.00	0.00	0.00	0.00	0.00	0.00
Activity Fund	11 R 1799 0000 70 300 900045	ACTIVITIES - SCHOLASTIC BOWL	0.00	0.00	0.00	0.00	0.00	0.00
Activity Fund	11 R 1799 0000 70 300 900046	ACTIVITES - SPANISH NHS	0.00	0.00	0.00	-485.00	485.00	0.00
Activity Fund	11 R 1799 0000 70 300 900047	ACTIVITIES - SPEECH	0.00	0.00	0.00	0.00	0.00	0.00

Revenue Report

Fiscal Year: 2020-2021
Month: April

COUNTY OF GRUNDY SCHOOL DIST 111

Fund Description	Account Number	Account Description	Revised Budget	Monthly Activity	Pending Activity	Available Funds	Year to Date Activity	Percent of Budget Used
Activity Fund	11 R 1799 0000 70 300 900048	ACTIVITIES - STUDENT COUNCIL	0.00	0.00	0.00	-430.00	430.00	0.00
Activity Fund	11 R 1799 0000 70 300 900049	ACTIVITIES - TSA	0.00	0.00	0.00	-1,049.00	1,049.00	0.00
Activity Fund	11 R 1799 0000 70 300 900050	ACTIVITIES - UNDERWATER ROBOTIC	0.00	0.00	0.00	0.00	0.00	0.00
Activity Fund	11 R 1799 0000 70 300 900051	ACTIVITIES - WINTERGUARD	0.00	0.00	0.00	-755.00	755.00	0.00
Activity Fund	11 R 1799 0000 70 300 900052	ACTIVITIES - WYSE	0.00	0.00	0.00	0.00	0.00	0.00
Activity Fund	11 R 1799 0000 70 300 900053	ACTIVITIES - YEARBOOK	0.00	0.00	0.00	-11,247.30	11,247.30	0.00
Activity Fund	11 R 1799 0000 70 300 900054	COADY SCHOLARSHIP ENDOWMENT	0.00	0.00	0.00	1,000.00	-1,000.00	0.00
Activity Fund	11 R 1799 0000 70 300 900055	CYBRARY	0.00	0.00	0.00	0.00	0.00	0.00
Activity Fund	11 R 1799 0000 70 300 900056	FACULTY POP	0.00	0.00	0.00	-53.60	53.60	0.00
Activity Fund	11 R 1799 0000 70 300 900057	PROJECT INDIAN	0.00	0.00	0.00	0.00	0.00	0.00
Activity Fund	11 R 1799 0000 70 300 900058	PROM	0.00	0.00	0.00	0.00	0.00	0.00
Activity Fund	11 R 1799 0000 70 300 900059	SCHOLARSHIP	0.00	3,000.00	0.00	-7,000.00	7,000.00	128 0.00
Activity Fund	11 R 1799 0000 70 300 900060	TV PRODUCTION	0.00	0.00	0.00	0.00	0.00	0.00
11 - ---- - - - - - - - -	Activity Fund	TV PRODUCTION	250,000.00	14,171.58	0.00	144,029.16	105,970.84	
Operations & Maint Fund	20 R 1110 0000 00 000 000000	PRIOR YEAR TAXES	0.00	0.00	0.00	0.00	0.00	0.00
Operations & Maint Fund	20 R 1111 0000 00 000 000000	GRUNDY CO TAXES	1,356,090.00	-184,946.66	0.00	-6,697.66	1,362,787.66	100.49
Operations & Maint Fund	20 R 1112 0000 00 000 000000	KENDALL CO TAXES	212,487.76	0.00	0.00	936.10	211,551.66	99.56
Operations & Maint Fund	20 R 1113 0000 00 000 000000	WILL CO TAXES	985,106.59	0.00	0.00	14,479.42	970,627.17	98.53
Operations & Maint Fund	20 R 1114 0000 00 000 000000	GRUNDY CO EDPA SURPLUS	0.00	0.00	0.00	0.00	0.00	0.00
Operations & Maint Fund	20 R 1122 0000 00 000 000000	KENDALL CO - EARLY DISTR	226,355.36	0.00	0.00	226,355.36	0.00	0.00
Operations & Maint Fund	20 R 1123 0000 00 000 000000	WILL CO - EARLY DISTR	1,093,887.50	0.00	0.00	1,093,887.50	0.00	0.00
Operations & Maint Fund	20 R 1210 0000 00 000 000000	MOBILE HOME TAX	0.00	0.00	0.00	0.00	0.00	0.00
Operations & Maint Fund	20 R 1211 0000 00 000 000000	GRUNDY CO TORT	0.00	0.00	0.00	0.00	0.00	0.00
Operations & Maint Fund	20 R 1212 0000 00 000 000000	KENDALL CO TORT	0.00	0.00	0.00	0.00	0.00	0.00
Operations & Maint Fund	20 R 1213 0000 00 000 000000	WILL CO TORT	0.00	0.00	0.00	0.00	0.00	0.00
Operations & Maint Fund	20 R 1222 0000 00 000 000000	KENDALL CO TORT-EARLY DIST	0.00	0.00	0.00	0.00	0.00	0.00

Revenue Report

Fiscal Year: 2020-2021
Month: April

COUNTY OF GRUNDY SCHOOL DIST 111

Fund Description	Account Number	Account Description	Revised Budget	Monthly Activity	Pending Activity	Available Funds	Year to Date Activity	Percent of Budget Used
Operations & Maint Fund	20 R 1223 0000 00 000 000000	WILL CO TORT-EARLY DISTR	0.00	0.00	0.00	0.00	0.00	0.00
Operations & Maint Fund	20 R 1230 0000 00 000 000000	CPPRT	161,568.00	54,626.51	0.00	-18,237.71	179,805.71	111.29
Operations & Maint Fund	20 R 1290 0000 00 000 000000	ESCROW PMTS/LIEU OF TAXES	0.00	0.00	0.00	0.00	0.00	0.00
Operations & Maint Fund	20 R 1311 0000 00 000 000000	GRUNDY CO LEASE	0.00	0.00	0.00	0.00	0.00	0.00
Operations & Maint Fund	20 R 1312 0000 00 000 000000	KENDALL CO LEASE	0.00	0.00	0.00	0.00	0.00	0.00
Operations & Maint Fund	20 R 1313 0000 00 000 000000	WILL CO LEASE	0.00	0.00	0.00	0.00	0.00	0.00
Operations & Maint Fund	20 R 1322 0000 00 000 000000	KENDALL CO LEASE-EARLY DISTR	0.00	0.00	0.00	0.00	0.00	0.00
Operations & Maint Fund	20 R 1323 0000 00 000 000000	WILL CO LEASE-EARLY DISTR	0.00	0.00	0.00	0.00	0.00	0.00
Operations & Maint Fund	20 R 1510 0000 00 000 000000	CHECKING INTEREST	0.00	0.00	0.00	0.00	0.00	0.00
Operations & Maint Fund	20 R 1511 0000 00 000 000000	INVESTMENT INTEREST	40,000.00	88.73	0.00	37,122.71	2,877.29	7.19
Operations & Maint Fund	20 R 1910 0000 00 000 000000	CLASSROOM RENTAL	0.00	0.00	0.00	0.00	0.00	0.00
Operations & Maint Fund	20 R 1911 0000 00 000 000000	BUILDING RENTAL	2,500.00	0.00	0.00	2,500.00	0.00	129 0.00
Operations & Maint Fund	20 R 1912 0000 00 000 000000	FARM LEASE PAYMENTS	10,000.00	0.00	0.00	-52,200.73	62,200.73	622.01
Operations & Maint Fund	20 R 1950 0000 00 000 000000	REFUND OF PRIOR YR EXPENSES	0.00	0.00	0.00	0.00	0.00	0.00
Operations & Maint Fund	20 R 1991 0000 00 000 000000	SP ED HOUSING ASSESMENT	0.00	0.00	0.00	0.00	0.00	0.00
Operations & Maint Fund	20 R 1996 0000 00 000 000000	SALE OF CROPS	10,000.00	0.00	0.00	10,000.00	0.00	0.00
Operations & Maint Fund	20 R 1997 0000 00 000 000000	INSURANCE	0.00	0.00	0.00	0.00	0.00	0.00
Operations & Maint Fund	20 R 1998 0000 00 000 000000	SALE OF EQUIPMENT	0.00	0.00	0.00	0.00	0.00	0.00
Operations & Maint Fund	20 R 1999 0000 00 000 000000	OTHER-LOCAL SOURCES	10,000.00	0.00	0.00	-9,358.97	19,358.97	193.59
Operations & Maint Fund	20 R 2220 0000 00 000 000000	DIST 111 GROUP MEDICAL REVENUE	0.00	7.12	0.00	-165,317.35	149,017.87	0.00
Operations & Maint Fund	20 R 2230 0000 00 000 000000	DIST 111 GROUP DENTAL REVENUE	0.00	1.01	0.00	-9,661.72	8,792.06	0.00
Operations & Maint Fund	20 R 2901 0000 00 000 000000	GRUNDY CO TIF EXT	0.00	0.00	0.00	0.00	0.00	0.00
Operations & Maint Fund	20 R 3925 0000 00 000 000000	SCHOOL MAINTENANCE PROJECTS	0.00	0.00	0.00	0.00	0.00	0.00
Operations & Maint Fund	20 R 3999 0000 00 000 000000	OTH GRANTS-IN-AID/STATE SOURCE	0.00	0.00	0.00	0.00	0.00	0.00
Operations & Maint Fund	20 R 4590 0000 00 000 000000	COPS GRANT - MINOOKA	0.00	0.00	0.00	0.00	0.00	0.00
Operations & Maint Fund	20 R 4998 0000 00 000 499801	ESSER 1	0.00	0.00	0.00	0.00	0.00	0.00

Revenue Report

Fiscal Year: 2020-2021
Month: April

COUNTY OF GRUNDY SCHOOL DIST 111

Fund Description	Account Number	Account Description	Revised Budget	Monthly Activity	Pending Activity	Available Funds	Year to Date Activity	Percent of Budget Used
Operations & Maint Fund	20 R 4998 0000 00 000 499802	ESSER II	0.00	0.00	0.00	0.00	0.00	0.00
Operations & Maint Fund	20 R 4998 0000 00 000 499803	ESSER III	0.00	0.00	0.00	0.00	0.00	0.00
Operations & Maint Fund	20 R 7110 0000 00 000 000000	PERM TRANS FROM W/C-ABATEMENT	0.00	0.00	0.00	0.00	0.00	0.00
Operations & Maint Fund	20 R 7130 0000 00 000 000000	PERM TRANS AMONG FUNDS	0.00	0.00	0.00	0.00	0.00	0.00
Operations & Maint Fund	20 R 7900 0000 00 000 000000	DEBT PROCEEDS	0.00	0.00	0.00	0.00	0.00	0.00
Operations & Maint Fund	20 R 8410 0000 00 000 000000	TAXES PLEDGED/PRINC-CAP LEASE	0.00	0.00	0.00	0.00	0.00	0.00
Operations & Maint Fund	20 R 9601 0000 00 000 000000	TIF SURPLUS DONATION	0.00	0.00	0.00	0.00	0.00	0.00
20 - -----	Operations & Maint Fund	TIF SURPLUS DONATION	4,107,995.21	-130,223.29	0.00	1,123,806.95	2,967,019.12	
Debt Service Fund or Fund Group	30 R 1110 0000 00 000 000000	PRIOR YEAR TAXES	0.00	0.00	0.00	0.00	0.00	0.00
Debt Service Fund or Fund Group	30 R 1111 0000 00 000 000000	GRUNDY CO TAXES	3,032,977.00	-413,614.72	0.00	-14,675.49	3,047,652.49	100.48
Debt Service Fund or Fund Group	30 R 1112 0000 00 000 000000	KENDALL CO TAXES	490,830.05	0.00	0.00	2,153.32	488,676.73	99.56
Debt Service Fund or Fund Group	30 R 1113 0000 00 000 000000	WILL CO TAXES	2,257,962.98	0.00	0.00	33,058.60	2,224,904.38	98.54
Debt Service Fund or Fund Group	30 R 1114 0000 00 000 000000	GRUNDY CO EPDA SURPLUS	0.00	0.00	0.00	0.00	0.00	0.00
Debt Service Fund or Fund Group	30 R 1122 0000 00 000 000000	KENDALL CO - EARLY DISTR	490,967.95	0.00	0.00	490,967.95	0.00	0.00
Debt Service Fund or Fund Group	30 R 1123 0000 00 000 000000	WILL CO - EARLY DISTR	2,354,542.02	0.00	0.00	2,354,542.02	0.00	0.00
Debt Service Fund or Fund Group	30 R 1210 0000 00 000 000000	MOBILE HOME TAX	0.00	0.00	0.00	0.00	0.00	0.00
Debt Service Fund or Fund Group	30 R 1290 0000 00 000 000000	PAYMENT IN LIEU OF TAXES BONDS	0.00	0.00	0.00	0.00	0.00	0.00
Debt Service Fund or Fund Group	30 R 1301 0000 00 000 000000	GRUNDY CO LEASE	0.00	0.00	0.00	0.00	0.00	0.00
Debt Service Fund or Fund Group	30 R 1302 0000 00 000 000000	KENDALL CO LEASE	0.00	0.00	0.00	0.00	0.00	0.00
Debt Service Fund or Fund Group	30 R 1303 0000 00 000 000000	WILL CO LEASE	0.00	0.00	0.00	0.00	0.00	0.00
Debt Service Fund or Fund Group	30 R 1323 0000 00 000 000000	WILL CO LEASE-EARLY DIST	0.00	0.00	0.00	0.00	0.00	0.00
Debt Service Fund or Fund Group	30 R 1510 0000 00 000 000000	CHECKING INTEREST	0.00	0.00	0.00	0.00	0.00	0.00
Debt Service Fund or Fund Group	30 R 1511 0000 00 000 000000	INVESTMENT INTEREST	75,000.00	140.53	0.00	71,133.79	3,866.21	5.15

Revenue Report

Fiscal Year: 2020-2021
Month: April

COUNTY OF GRUNDY SCHOOL DIST 111

Fund Description	Account Number	Account Description	Revised Budget	Monthly Activity	Pending Activity	Available Funds	Year to Date Activity	Percent of Budget Used
Debt Service Fund or Fund Group	30 R 1512 0000 00 000 000000	BOND INTEREST	0.00	0.00	0.00	0.00	0.00	0.00
Debt Service Fund or Fund Group	30 R 1999 0000 00 000 000000	OTHER-LOCAL SOURCES	0.00	0.00	0.00	0.00	0.00	0.00
Debt Service Fund or Fund Group	30 R 2901 0000 00 000 000000	GRUNDY CO TIF EXT	0.00	0.00	0.00	0.00	0.00	0.00
Debt Service Fund or Fund Group	30 R 7210 0000 00 000 000000	PRINCIPAL ON BONDS SOLD	0.00	0.00	0.00	0.00	0.00	0.00
Debt Service Fund or Fund Group	30 R 7220 0000 00 000 000000	PREMIUM ON BONDS SOLD	0.00	0.00	0.00	0.00	0.00	0.00
Debt Service Fund or Fund Group	30 R 7230 0000 00 000 000000	INTEREST ON BONDS SOLD	0.00	0.00	0.00	0.00	0.00	0.00
Debt Service Fund or Fund Group	30 R 7400 0000 00 000 000000	TRANS FROM OTHER FUNDS	0.00	0.00	0.00	0.00	0.00	0.00
Debt Service Fund or Fund Group	30 R 7401 0000 00 000 000000	TRANS FROM OBM LEASE	0.00	0.00	0.00	0.00	0.00	0.00
Debt Service Fund or Fund Group	30 R 7500 0000 00 000 000000	TRANS FROM OTHER FUNDS	0.00	0.00	0.00	0.00	0.00	0.00
Debt Service Fund or Fund Group	30 R 8990 0000 00 000 000000	DISCOUNT ON BONDS SOLD	0.00	0.00	0.00	0.00	0.00	131 0.00
Debt Service Fund or Fund Group	30 R 8991 0000 00 000 000000	REFUNJDED PRINCIPAL	0.00	0.00	0.00	0.00	0.00	0.00
Debt Service Fund or Fund Group	30 R 8992 0000 00 000 000000	REFUNDED INTEREST	0.00	0.00	0.00	0.00	0.00	0.00
Debt Service Fund or Fund Group	30 R 9601 0000 00 000 000000	TIF SURPLUS DONATION	0.00	0.00	0.00	0.00	0.00	0.00
30 - -----	Debt Service Fund or Fund	TIF SURPLUS DONATION	8,702,280.00	-413,474.19	0.00	2,937,180.19	5,765,099.81	
Transportation Fund	40 R 1110 0000 00 000 000000	PRIOR YEAR TAXES	0.00	0.00	0.00	0.00	0.00	0.00
Transportation Fund	40 R 1111 0000 00 000 000000	GRUNDY CO TAXES	650,923.00	-88,774.40	0.00	-3,215.07	654,138.07	100.49
Transportation Fund	40 R 1112 0000 00 000 000000	KENDALL CO TAXES	101,993.69	0.00	0.00	448.90	101,544.79	99.56
Transportation Fund	40 R 1113 0000 00 000 000000	WILL CO TAXES	472,861.41	0.00	0.00	6,975.91	465,885.50	98.52
Transportation Fund	40 R 1114 0000 00 000 000000	GRUNDY CO EPDA SURPLUS	0.00	0.00	0.00	0.00	0.00	0.00
Transportation Fund	40 R 1122 0000 00 000 000000	KENDALL CO-EARLY DISTR	108,650.57	0.00	0.00	108,650.57	0.00	0.00
Transportation Fund	40 R 1123 0000 00 000 000000	WILL CO-EARLY DISTR	525,021.13	0.00	0.00	525,021.13	0.00	0.00
Transportation Fund	40 R 1210 0000 00 000 000000	MOBILE HOME TAX	0.00	0.00	0.00	0.00	0.00	0.00
Transportation Fund	40 R 1211 0000 00 000 000000	GRUNDY CO TORT	0.00	0.00	0.00	0.00	0.00	0.00
Transportation Fund	40 R 1212 0000 00 000 000000	KENDALL CO TORT	0.00	0.00	0.00	0.00	0.00	0.00

Revenue Report

Fiscal Year: 2020-2021
Month: April

COUNTY OF GRUNDY SCHOOL DIST 111

Fund Description	Account Number	Account Description	Revised Budget	Monthly Activity	Pending Activity	Available Funds	Year to Date Activity	Percent of Budget Used
Transportation Fund	40 R 1213 0000 00 000 000000	WILL CO TORT	0.00	0.00	0.00	0.00	0.00	0.00
Transportation Fund	40 R 1223 0000 00 000 000000	WILL CO TORT-EARLY DISTR	0.00	0.00	0.00	0.00	0.00	0.00
Transportation Fund	40 R 1230 0000 00 000 000000	CPPRT	0.00	0.00	0.00	0.00	0.00	0.00
Transportation Fund	40 R 1290 0000 00 000 000000	PAYMENT IN LIEU OF TAXES TRANS	0.00	0.00	0.00	0.00	0.00	0.00
Transportation Fund	40 R 1442 0000 00 000 000000	SP ED TRAN OTHER DISTRICT	0.00	0.00	0.00	0.00	0.00	0.00
Transportation Fund	40 R 1510 0000 00 000 000000	CHECKING INTEREST	0.00	0.00	0.00	0.00	0.00	0.00
Transportation Fund	40 R 1511 0000 00 000 000000	INVESTMENT INTEREST	20,000.00	32.09	0.00	18,462.74	1,537.26	7.69
Transportation Fund	40 R 1950 0000 00 000 000000	REFUND OF PRIOR YR EXPENSES	10,000.00	0.00	0.00	10,000.00	0.00	0.00
Transportation Fund	40 R 1998 0000 00 000 000000	SALE OF EQUIPMENT	2,000.00	0.00	0.00	-4,000.00	6,000.00	300.00
Transportation Fund	40 R 1999 0000 00 000 000000	OTHER-LOCAL SOURCES	0.00	0.00	0.00	0.00	0.00	0.00
Transportation Fund	40 R 2220 0000 00 000 000000	DIST 111 GROUP MEDICAL REVENUE	0.00	2.80	0.00	-76,017.92	67,004.28	0.00
Transportation Fund	40 R 2230 0000 00 000 000000	DIST 111 GROUP DENTAL REVENUE	0.00	0.32	0.00	-3,346.13	2,961.19	0.00
Transportation Fund	40 R 2901 0000 00 000 000000	GRUNDY CO TIF EXT	0.00	0.00	0.00	0.00	0.00	0.00
Transportation Fund	40 R 3500 0000 00 000 000000	TRANS - REGULAR REIMB	108,140.00	65,674.34	0.00	-117,770.51	225,910.51	208.91
Transportation Fund	40 R 3505 0000 00 000 000000	TRANS - VOCATIONAL REIMB	0.00	0.00	0.00	0.00	0.00	0.00
Transportation Fund	40 R 3510 0000 00 000 000000	TRANS-SPEC ED REIMB	751,530.20	230,721.16	0.00	-149,728.45	901,258.65	119.92
Transportation Fund	40 R 3999 0000 00 000 000000	OTHER RESTRICTED REV STATE	0.00	0.00	0.00	0.00	0.00	0.00
Transportation Fund	40 R 4999 0000 00 000 000000	OTHER RESTRICTED REV FEDERAL	0.00	0.00	0.00	0.00	0.00	0.00
Transportation Fund	40 R 7130 0000 00 000 000000	PERM TRANS AMONG FUNDS	0.00	0.00	0.00	0.00	0.00	0.00
Transportation Fund	40 R 7140 0000 00 000 000000	INT TRANS FROM SITE/CONST	0.00	0.00	0.00	0.00	0.00	0.00
Transportation Fund	40 R 9601 0000 00 000 000000	TIF SURPLUS DONATION	0.00	0.00	0.00	0.00	0.00	0.00
40 - -----	Transportation Fund	TIF SURPLUS DONATION	2,751,120.00	207,656.31	0.00	315,481.17	2,426,240.25	132
I.M.R.F./Soc. Sec. Fund	50 R 1110 0000 00 000 000000	PRIOR YEAR TAXES	0.00	0.00	0.00	0.00	0.00	0.00
I.M.R.F./Soc. Sec. Fund	50 R 1111 0000 00 000 000000	GRUNDY CO IMRF	144,721.00	-19,752.30	0.00	-813.73	145,534.73	100.56
I.M.R.F./Soc. Sec. Fund	50 R 1112 0000 00 000 000000	KENDALL CO IMRF	23,390.56	0.00	0.00	65.71	23,324.85	99.72

Revenue Report

Fiscal Year: 2020-2021
Month: April

COUNTY OF GRUNDY SCHOOL DIST 111

Fund Description	Account Number	Account Description	Revised Budget	Monthly Activity	Pending Activity	Available Funds	Year to Date Activity	Percent of Budget Used
I.M.R.F./Soc. Sec. Fund	50 R 1113 0000 00 000 000000	WILL CO IMRF	107,989.61	0.00	0.00	1,523.71	106,465.90	98.59
I.M.R.F./Soc. Sec. Fund	50 R 1114 0000 00 000 000000	GRUNDY CO IMRF EDPA SURPLUS	0.00	0.00	0.00	0.00	0.00	0.00
I.M.R.F./Soc. Sec. Fund	50 R 1122 0000 00 000 000000	KENDALL CO-EARLY DISTR	24,989.63	0.00	0.00	24,989.63	0.00	0.00
I.M.R.F./Soc. Sec. Fund	50 R 1123 0000 00 000 000000	WILL CO-EARLY DISTR	120,054.67	0.00	0.00	120,054.67	0.00	0.00
I.M.R.F./Soc. Sec. Fund	50 R 1210 0000 00 000 000000	MOBILE HOME TAX	0.00	0.00	0.00	0.00	0.00	0.00
I.M.R.F./Soc. Sec. Fund	50 R 1211 0000 00 000 000000	MOBILE HOME TAX IMRF	0.00	0.00	0.00	0.00	0.00	0.00
I.M.R.F./Soc. Sec. Fund	50 R 1212 0000 00 000 000000	MOBILE HOME TAX SOC SEC	0.00	0.00	0.00	0.00	0.00	0.00
I.M.R.F./Soc. Sec. Fund	50 R 1230 0000 00 000 000000	CPPRT	0.00	27,313.26	0.00	-89,902.86	89,902.86	0.00
I.M.R.F./Soc. Sec. Fund	50 R 1290 0000 00 000 000000	PAYMENT IN LIEU OF TAXES IMRF	0.00	0.00	0.00	0.00	0.00	0.00
I.M.R.F./Soc. Sec. Fund	50 R 1291 0000 00 000 000000	PAYMENT IN LIEU OF TAXES SOC SEC	0.00	0.00	0.00	0.00	0.00	0.00
I.M.R.F./Soc. Sec. Fund	50 R 1510 0000 00 000 000000	CHECKING INTEREST	0.00	0.00	0.00	0.00	0.00	0.00
I.M.R.F./Soc. Sec. Fund	50 R 1511 0000 00 000 000000	INVESTMENT INTEREST	15,000.00	34.50	0.00	13,378.25	1,621.75	10.81
I.M.R.F./Soc. Sec. Fund	50 R 1511 0000 00 000 000001	GRUNDY CO SS	180,568.00	-24,634.90	0.00	-939.21	181,507.21	100.52
I.M.R.F./Soc. Sec. Fund	50 R 1512 0000 00 000 000000	KENDALL CO SS	29,169.46	0.00	0.00	90.41	29,079.05	99.69
I.M.R.F./Soc. Sec. Fund	50 R 1513 0000 00 000 000000	WILL CO SS	253,934.17	0.00	0.00	121,046.08	132,888.09	52.33
I.M.R.F./Soc. Sec. Fund	50 R 1514 0000 00 000 000000	GRUNDY CO SS EDPA SURPLUS	0.00	0.00	0.00	0.00	0.00	0.00
I.M.R.F./Soc. Sec. Fund	50 R 1522 0000 00 000 000000	KENDALL CO SS-EARLY DISTR	31,146.50	0.00	0.00	31,146.50	0.00	0.00
I.M.R.F./Soc. Sec. Fund	50 R 1523 0000 00 000 000000	WILL CO SS-EARLY DISTR	146,744.22	0.00	0.00	146,744.22	0.00	0.00
I.M.R.F./Soc. Sec. Fund	50 R 1999 0000 00 000 000000	OTHER-LOCAL SOURCES	0.00	0.00	0.00	0.00	0.00	0.00
I.M.R.F./Soc. Sec. Fund	50 R 2901 0000 00 000 000000	GRUNDY CO IMRF TIF	0.00	0.00	0.00	0.00	0.00	0.00
I.M.R.F./Soc. Sec. Fund	50 R 2902 0000 00 000 000000	GRUNDY CO SS TIF	0.00	0.00	0.00	0.00	0.00	0.00
I.M.R.F./Soc. Sec. Fund	50 R 9601 0000 00 000 000000	TIF SURPLUS DONATION	0.00	0.00	0.00	0.00	0.00	0.00
50 - ---- - - - -	I.M.R.F./Soc. Sec. Fund	TIF SURPLUS DONATION	1,077,707.82	-17,039.44	0.00	367,383.38	710,324.44	
Capital Projects Fund or Fund Group	60 R 1291 0000 00 000 000000	FACILITIES IMPACT FEES	125,000.00	3,030.81	0.00	27,166.70	97,833.30	78.27
Capital Projects Fund or Fund Group	60 R 1292 0000 00 000 000000	SCHOOL SITE FEES	15,000.00	71,856.15	0.00	-87,484.34	102,484.34	683.23
Capital Projects Fund or Fund Group	60 R 1510 0000 00 000 000000	CHECKING INTEREST	0.00	0.00	0.00	0.00	0.00	0.00

Revenue Report

Fiscal Year: 2020-2021
Month: April

COUNTY OF GRUNDY SCHOOL DIST 111

Fund Description	Account Number	Account Description	Revised Budget	Monthly Activity	Pending Activity	Available Funds	Year to Date Activity	Percent of Budget Used
Capital Projects Fund or Fund Group	60 R 1511 0000 00 000 000000	INVESTMENT INTEREST	50,000.00	148.93	0.00	45,603.93	4,396.07	8.79
Capital Projects Fund or Fund Group	60 R 1520 0000 00 000 000000	GAIN/LOSS ON INVESTMENTS	0.00	0.00	0.00	0.00	0.00	0.00
Capital Projects Fund or Fund Group	60 R 1930 0000 00 000 000000	IMPACT FEES	0.00	0.00	0.00	0.00	0.00	0.00
Capital Projects Fund or Fund Group	60 R 1999 0000 00 000 000000	OTHER-LOCAL SOURCES	0.00	0.00	0.00	0.00	0.00	0.00
Capital Projects Fund or Fund Group	60 R 4590 0000 00 000 000000	COPS GRANT - CHANNAHON	0.00	0.00	0.00	0.00	0.00	0.00
Capital Projects Fund or Fund Group	60 R 7110 0000 00 000 000000	PERM TRANS FROM W/C- ABATEMENT	0.00	0.00	0.00	0.00	0.00	0.00
Capital Projects Fund or Fund Group	60 R 7210 0000 00 000 000000	PRINCIPAL ON BONDS SOLD	0.00	0.00	0.00	0.00	0.00	0.00
Capital Projects Fund or Fund Group	60 R 7800 0000 00 000 000000	TRANS FROM OTHER FUNDS	0.00	0.00	0.00	0.00	0.00	0.00
60 - -----	Capital Projects Fund or	TRANS FROM OTHER	190,000.00	75,035.89	0.00	-14,713.71	204,713.71	
Working Cash Fund	70 R 1110 0000 00 000 000000	PRIOR YEAR TAXES	0.00	0.00	0.00	0.00	0.00	0.00
Working Cash Fund	70 R 1111 0000 00 000 000000	GRUNDY CO TAXES	271,218.00	-36,989.33	0.00	-1,339.54	272,557.54	100.49
Working Cash Fund	70 R 1112 0000 00 000 000000	KENDALL CO TAXES	42,496.95	0.00	0.00	186.61	42,310.34	99.56
Working Cash Fund	70 R 1113 0000 00 000 000000	WILL CO TAXES	197,115.30	0.00	0.00	2,834.45	194,280.85	98.56
Working Cash Fund	70 R 1114 0000 00 000 000000	GRUNDY CO EDPA SURPLUS	0.00	0.00	0.00	0.00	0.00	0.00
Working Cash Fund	70 R 1122 0000 00 000 000000	KENDALL CO-EARLY DISTR	45,271.07	0.00	0.00	45,271.07	0.00	0.00
Working Cash Fund	70 R 1123 0000 00 000 000000	WILL CO-EARLY DISTR	219,020.13	0.00	0.00	219,020.13	0.00	0.00
Working Cash Fund	70 R 1210 0000 00 000 000000	MOBILE HOME TAX	0.00	0.00	0.00	0.00	0.00	0.00
Working Cash Fund	70 R 1230 0000 00 000 000000	CPPRT	0.00	9,104.42	0.00	-29,967.62	29,967.62	0.00
Working Cash Fund	70 R 1290 0000 00 000 000000	PAYMENT IN LIEU OF TAXES WORKING CASH	0.00	0.00	0.00	0.00	0.00	0.00
Working Cash Fund	70 R 1510 0000 00 000 000000	CHECKING INTEREST	0.00	0.00	0.00	0.00	0.00	0.00
Working Cash Fund	70 R 1511 0000 00 000 000000	INVESTMENT INTEREST	260,000.00	295.29	0.00	252,070.13	7,929.87	3.05
Working Cash Fund	70 R 1960 0000 00 000 000000	TIF SURPLUS DONATION	0.00	0.00	0.00	0.00	0.00	0.00
Working Cash Fund	70 R 1999 0000 99 000 000000	OTHER-LOCAL SOURCES	0.00	0.00	0.00	0.00	0.00	0.00
Working Cash Fund	70 R 2901 0000 00 000 000000	GRUNDY CO TIF EXT	0.00	0.00	0.00	0.00	0.00	0.00
Working Cash Fund	70 R 7210 0000 00 000 000000	PRIN ON BONDS SOLD	0.00	0.00	0.00	0.00	0.00	0.00
Working Cash Fund	70 R 7220 0000 00 000 000000	PREMIUM ON BONDS SOLD	0.00	0.00	0.00	0.00	0.00	0.00

134

Revenue Report

Fiscal Year: 2020-2021
Month: April

COUNTY OF GRUNDY SCHOOL DIST 111

Fund Description	Account Number	Account Description	Revised Budget	Monthly Activity	Pending Activity	Available Funds	Year to Date Activity	Percent of Budget Used
Working Cash Fund	70 R 8110 0000 00 000 000000	ABATEMENT OF W/C FUND	0.00	0.00	0.00	0.00	0.00	0.00
70 - -----	Working Cash Fund	ABATEMENT OF W/C FUND	1,035,121.45	-27,589.62	0.00	488,075.23	547,046.22	
Tort Immunity and Judgment Fund	80 R 1110 0000 00 000 000000	PRIOR YEAR TAXES	0.00	0.00	0.00	0.00	0.00	0.00
Tort Immunity and Judgment Fund	80 R 1111 0000 00 000 000000	GRUNDY CO TORT	419,845.00	-57,259.49	0.00	-2,061.48	421,906.48	100.49
Tort Immunity and Judgment Fund	80 R 1112 0000 00 000 000000	KENDALL CO TORT	67,911.12	0.00	0.00	252.66	67,658.46	99.63
Tort Immunity and Judgment Fund	80 R 1113 0000 00 000 000000	WILL CO TORT	313,164.62	0.00	0.00	4,646.63	308,517.99	98.52
Tort Immunity and Judgment Fund	80 R 1114 0000 00 000 000000	GRUNDY CO TORT EDPA SURPLUS	0.00	0.00	0.00	0.00	0.00	0.00
Tort Immunity and Judgment Fund	80 R 1122 0000 00 000 000000	KENDALL CO TORT-EARLY DISTR	72,433.72	0.00	0.00	72,433.72	0.00	0.00
Tort Immunity and Judgment Fund	80 R 1123 0000 00 000 000000	WILL CO TORT-EARLY DISTR	347,649.42	0.00	0.00	347,649.42	0.00	0.00
Tort Immunity and Judgment Fund	80 R 1210 0000 00 000 000000	MOBILE HOME TAX	0.00	0.00	0.00	0.00	0.00	0.00
Tort Immunity and Judgment Fund	80 R 1290 0000 00 000 000000	PAYMENT IN LIEU OF TAXES LIABILITY	0.00	0.00	0.00	0.00	0.00	0.00
Tort Immunity and Judgment Fund	80 R 1510 0000 00 000 000000	CHECKING INTEREST	0.00	0.00	0.00	0.00	0.00	0.00
Tort Immunity and Judgment Fund	80 R 1511 0000 00 000 000000	INVESTMENT INTEREST	11,000.00	24.35	0.00	9,647.50	1,352.50	12.30
Tort Immunity and Judgment Fund	80 R 1960 0000 00 000 000000	TIF SURPLUS DONATION	0.00	0.00	0.00	0.00	0.00	0.00
Tort Immunity and Judgment Fund	80 R 1999 0000 00 000 000000	OTHER-LOCAL SOURCES	0.00	0.00	0.00	0.00	0.00	0.00
Tort Immunity and Judgment Fund	80 R 2220 0000 00 000 000000	DIST 111 GROUP MEDICAL REVENUE	0.00	3.51	0.00	-130,047.69	120,993.47	0.00
Tort Immunity and Judgment Fund	80 R 2230 0000 00 000 000000	DIST 111 GROUP DENTAL REVENUE	0.00	0.06	0.00	-1,258.49	1,049.95	0.00
Tort Immunity and Judgment Fund	80 R 2901 0000 00 000 000000	GRUNDY CO TIF EXT	0.00	0.00	0.00	0.00	0.00	0.00
Tort Immunity and Judgment Fund	80 R 4008 0000 00 000 000000	COPS GRANT CHANNAHON	0.00	0.00	0.00	0.00	0.00	0.00
Tort Immunity and Judgment Fund	80 R 4009 0000 00 000 000000	COPS GRANT MINOOKA	0.00	0.00	0.00	0.00	0.00	0.00
Tort Immunity and Judgment Fund	80 R 7130 0000 00 000 000000	TRANS FROM ED TORT	0.00	0.00	0.00	0.00	0.00	0.00
Tort Immunity and Judgment Fund	80 R 7990 0000 00 000 000000	TRANS FROM OBM TORT	0.00	0.00	0.00	0.00	0.00	0.00

135

Revenue Report

Fiscal Year: 2020-2021
Month: April

COUNTY OF GRUNDY SCHOOL DIST 111

Fund Description	Account Number	Account Description	Revised Budget	Monthly Activity	Pending Activity	Available Funds	Year to Date Activity	Percent of Budget Used
80 - -----	Tort Immunity and Judgment	TRANS FROM OBM TORT	1,232,003.88	-57,231.57	0.00	301,262.27	921,478.85	
Fire Prevention & Safety Fund	90 R 1110 0000 00 000 000000	PRIOR YEAR TAXES	0.00	0.00	0.00	0.00	0.00	0.00
Fire Prevention & Safety Fund	90 R 1111 0000 00 000 000000	GRUNDY CO TAXES	271,218.00	-36,989.33	0.00	-1,339.54	272,557.54	100.49
Fire Prevention & Safety Fund	90 R 1112 0000 00 000 000000	KENDALL CO TAXES	42,496.95	0.00	0.00	186.61	42,310.34	99.56
Fire Prevention & Safety Fund	90 R 1113 0000 00 000 000000	WILL CO TAXES	197,115.30	0.00	0.00	2,834.45	194,280.85	98.56
Fire Prevention & Safety Fund	90 R 1114 0000 00 000 000000	GRUNDY CO EDPA SURPLUS	0.00	0.00	0.00	0.00	0.00	0.00
Fire Prevention & Safety Fund	90 R 1122 0000 00 000 000000	KENDALL CO-EARLY DISTR	45,271.07	0.00	0.00	45,271.07	0.00	0.00
Fire Prevention & Safety Fund	90 R 1123 0000 00 000 000000	WILL CO-EARLY DISTR	219,020.13	0.00	0.00	219,020.13	0.00	0.00
Fire Prevention & Safety Fund	90 R 1210 0000 00 000 000000	MOBIL HOME TAX	0.00	0.00	0.00	0.00	0.00	0.00
Fire Prevention & Safety Fund	90 R 1290 0000 00 000 000000	PAYMENT IN LIEU OF TAXES FIRE SAFETY	0.00	0.00	0.00	0.00	0.00	0.00
Fire Prevention & Safety Fund	90 R 1510 0000 00 000 000000	CHECKING INTEREST	0.00	0.00	0.00	0.00	0.00	0.00
Fire Prevention & Safety Fund	90 R 1511 0000 00 000 000000	INVESTMENT INTEREST	50,000.00	91.94	0.00	45,844.47	4,155.53	8.31
Fire Prevention & Safety Fund	90 R 1960 0000 00 000 000000	TIF SURPLUS DONATION	0.00	0.00	0.00	0.00	0.00	0.00
Fire Prevention & Safety Fund	90 R 1999 0000 00 000 000000	OTHER-LOCAL SOURCES	0.00	0.00	0.00	0.00	0.00	0.00
Fire Prevention & Safety Fund	90 R 2901 0000 00 000 000000	GRUNDY CO TIF EXT	0.00	0.00	0.00	0.00	0.00	0.00
Fire Prevention & Safety Fund	90 R 7210 0000 00 000 000000	PRIN ON BONDS SOLD	0.00	0.00	0.00	0.00	0.00	0.00
Fire Prevention & Safety Fund	90 R 7220 0000 00 000 000000	PREMIUM ON BONDS SOLD	0.00	0.00	0.00	0.00	0.00	0.00
90 - -----	Fire Prevention & Safety	PREMIUM ON BONDS SOLD	825,121.45	-36,897.39	0.00	311,817.19	513,304.26	
Grand Totals:			51,272,913.71	1,520,898.78	0.00	11,288,959.84	39,644,213.93	

136



MINOOKA COMMUNITY HIGH SCHOOL DISTRICT #111

Mission: To inspire and motivate our students with an educational experience that leads to achievement and success.

James Kelly
Technology Director

Date: 04/26/2021

RE: Safety Grant Proposal

In 2018, Minooka Community High School performed a Health, Life, and Safety assessment of the District. This assessment included physical and procedural security at both campuses. Using the assessment, MCHS was able to develop an implementation plan that would improve the areas in need. Some projects were quickly approved and added security cameras, replaced the intercom system at central campus, updated the Access Control hardware and software, implemented the RAPTOR visitor management systems. Due to COVID-19, additional security changes were put on hold. We have now revisited these projects and are ready to propose the following projects that address the district's needs. Below is a comprehensive package that helps to move MCHS in the proper direction:

- Lock Down System at Each Campus
 - Pull stations throughout each campus
 - Alert Strobes and Horns for notifying an incident
 - VOIP phones with lockdown capabilities
 - Send out to 911 dispatches in seconds
 - Integrated with intercom system and radios for alert
 - Integrated Solution from ITR and Rival 5
 - Cost ITR – Honeywell & Lock Down - \$52,730
 - Cost Rival 5- R Lock \$59,334
 - Cost Rival 5 – Yealink Phones \$18,683

- Digital Radios at Each Campus and Bus Barn
 - 60 radios divided between each campus
 - Digital Radio standard instead of analog
 - New Digital Repeaters at each location
 - Ability to do all-call to all radio channels
 - Integrated with Lock down system
 - Solution from United Radio Communications
 - Cost \$61,711

- Outdoor Security Cameras

MCHS – CENTRAL CAMPUS
301 S. Wabena Avenue
Minooka, Illinois 60447
815-467-2140

DISTRICT 111 OFFICE
203 W. Mondamin Street, P.O. Box
827
Minooka, IL 60447
815-467-2557

MCHS – SOUTH CAMPUS
26655 W. Eames Street
Channahon, Illinois 60410
815-521-4001



MINOOKA COMMUNITY HIGH SCHOOL DISTRICT #111

Mission: To inspire and motivate our students with an educational experience that leads to achievement and success.

James Kelly
Technology Director

- Multiple cameras at Football stadium to provide coverage
 - Home and Away Bleachers
 - Visitor Bathrooms
 - Press Box
 - West side of Staff Parking
- Solution from ADT
 - Cost \$25,239.88

MCHS - CENTRAL CAMPUS
301 S. Wabena Avenue
Minooka, Illinois 60447
815-467-2140

DISTRICT 111 OFFICE
203 W. Mondamin Street, P.O. Box
827
Minooka, IL 60447
815-467-2557

MCHS - SOUTH CAMPUS
26655 W. Eames Street
Channahon, Illinois 60410
815-521-4001



MINOOKA COMMUNITY HIGH SCHOOL DISTRICT #111

Mission: To inspire and motivate our students with an educational experience that leads to achievement and success.

John Troy

Assistant Superintendent of Business and General Counsel

May 12, 2021

To: Board of Education
Dr. Kenny Lee

RE: Out-of-district tuition for the 2021-2022 school year

The Board of Education is authorized by the Illinois School Code to charge tuition to out-of-district students, 105 ILCS 5/10-20.12a. The reason for this charge is that the parents of these students do not pay property taxes to the district. Per school code the amount charged by the district shall not exceed 110% of the per capita tuition cost.

2021-2022

Per Capita Tuition Cost (PCTC, per the Annual Financial Report)	\$11,719.33
10%	<u>\$1,171.93</u>
Total	\$12,891.26

For reference the following was the 2020-2021 approved tuition rate

Per Capita Tuition Cost (PCTC, per the Annual Financial Report)	\$11,022.11
10%	<u>\$1,102.21</u>
Total	\$12,124.32

If this meets with the Board's approval, the following motion would be appropriate:

Motioned by: _____

***“Move to set the amount charged for out-of-district tuition for the 2021 - 2022 school year to be \$12,891.26.*”**

Seconded by: _____

Yeas: _____

Nays: _____

**RESOLUTION RETAINING INTEREST EARNED IN THE DEBT SERVICE FUND AS INTEREST
AND NOT AS PRINCIPAL**

WHEREAS, The Illinois School Code provides that unless otherwise provided by statute or specified by board resolution adopted prior to June 30 of a fiscal year, interest earnings shall be added to and become part of principal as of June 30 of the fiscal year; and

WHEREAS, the Board of Education may transfer the interest earned from investment of the debt service fund upon adoption of a resolution so providing and directing the transfer of the amount in such fund to the education fund at the close of the current school year pursuant to Article 10 of The School Code; and

WHEREAS, the Board of Education finds that it is financially prudent to retain the ability to transfer earned interest from the debt service fund to the education fund;

NOW, THEREFORE, BE IT RESOLVED by the Board of Education of Minooka Community High School District No. 111, that the Treasurer of the School District is hereby directed to retain interest in the debt service fund as interest and to not add said interest to the principal of the fund.

ADOPTED this 19th day of May, 2021, by the following roll call vote:

AYES:

NAYS:

ABSENT:

President, Board of Education

Secretary, Board of Education

Project Surge / Lion Electric Co. Overview

Date: May 5, 2021

To: Minooka Community High School District 111

Subject: Project Surge Overview and Property Tax Abatement Request

About the Company:

The Lion Electric Co. is an innovative manufacturer of zero-emission vehicles founded in 2011 and headquartered in Saint-Jérôme, Québec. Lion is a leader in the design, development, manufacturing, and distribution of purpose-built all-electric medium and heavy-duty urban vehicles. The company currently employs about 465 employees worldwide, most of which are based at the Saint-Jerome plant, the company's sole operating plant. Lion currently has an annual production capacity of up to 2,500 vehicles and an in-house R&D and testing center.

Always actively seeking new technologies, Lion vehicles have unique features that are specifically adapted to its users and their everyday needs. Lion's growing line-up of all-electric vehicles consists of seven mid-range truck and bus models available for purchase today. Lion further has an active product development pipeline and expects to launch eight new mid-range truck and bus models over the next two years with the belief that transitioning to all-electric vehicles will lead to major improvements in our society, environment and overall quality of life.

Project Overview:

Lion Electric is contemplating a new electric vehicle production facility in the United States, which would produce in excess of 10,000 vehicles per year. Sites in multiple states are currently under consideration, including a site in Texas and a local site in Illinois.

The Illinois site currently under consideration is a building currently under construction located in Clarius Park Joliet at 3835 Youngs Road, Joliet, IL 60434. This building is located on 40.19 acres on PINs 04-10-03-400-013-0000 and 04-10-03-400-014-0000. The project would also develop the undeveloped 15.55 acre parcel immediately to the east of this building, PIN 04-10-02-300-013-0000.

The 3835 Youngs Road building was planned as a 906,517 square foot speculative building. Instead, Lion Electric would plan to take over mid-construction, effectively making the property a build-to-suit for their manufacturing operation. A copy of the site overview is attached as part of the abatement application.

As part of its expansion efforts and growth strategy, Lion's project is to establish the company's first US vehicle production facility, which will provide additional capacity to meet growing demand with manufacturing footprint in closer proximity to the large U.S. customer pool. Lion aims to build a

high-volume, state-of-the-art vehicle production facility in the Joliet building. In addition, the project will further increase production capacity in close proximity to Lion’s key customers and suppliers and will provide a greater appeal to US buyers with a “Made in America” branding.

The project is expected to require a **capital investment of \$130 million** and generate a **job creation of 1,418 FTE over four years.**

Position	Year 1	Year 2	Year 3	Year 4
Management & Admin	25	30	50	54
Professional/Salaried Employees	22	32	45	45
Production Employees	277	310	650	1,319
<i>New Full-time Jobs Created</i>	324	372	745	1,418

Abatement Request

Lion Electric has completed a Will County Property Tax Abatement Program application, which is **attached following this document.** The Center for Economic Development has completed its evaluation of the application using the Program criteria, which recommends a **5-year/50%** abatement on the project.

The total property taxes for this undeveloped property (55.74 acres on PINs 04-10-03-400-013-0000, 04-10-02-300-013-0000, and 04-10-03-400-014-0000) for 2020 payable 2021 is \$9,580, with the Minooka Community High School District 111 portion currently at \$2,511.

Estimated property taxes generated by the completed project are roughly \$1,000,000 per year based on current taxation at neighboring facilities. At that level, the estimated Minooka Community High School District 111 property taxes during a potential abatement period is \$132,000 per year, and \$262,000 per year following the abatement period.

The abatement incentive request for this project will be made to Minooka Community High School District 111, Troy Community Consolidated School District 30-C, City of Joliet, and Will County. If successful, the project is anticipated to begin operations later in 2021. In addition, this project is being strongly supported by the State of Illinois, with approval in place for the Economic Development for a Growing Economy (EDGE) program and High Impact Business program.

Please contact me at 815-774-6065 or doug.pryor@willcountyced.com with any questions or if we can be of any assistance.

Thank you,

Doug Pryor
Vice President, Economic Development

SHAW MEDIA
EST. 1851
PO BOX 250
CRYSTAL LAKE IL 60039-0250
(815)459-4040

ORDER CONFIRMATION

Salesperson: DEBORAH KUKIELSKI Printed at 05/12/21 13:50 by dkuki-sm

Acct #: 10057672 Ad #: 1884831 Status: New

MINOOKA HIGH SCHOOL DIST 111 Start: 05/14/2021 Stop: 05/14/2021
K SOUKUP Times Ord: 1 Times Run: ***
26655 W EAMES ST CLEG 1.00 X 37.00 Words: 138
CHANNAHON IL 60410 Total CLEG 37.00
Class: C8100 PUBLIC NOTICES
Rate: LEGAL Cost: 79.88
Affidavits: 1
Ad Descrpt: AMENDED BUDGET
Descr Cont: 1884831
Given by: JOHN TROY
P.O. #:
Contact: COLLEN WARD Created: dkuki 05/12/21 13:46
Phone: (815)467-2557 Last Changed: dkuki 05/12/21 13:50
Fax#: Agency:
Email: Colleen Ward <cward@mchs.net

URL: _____

Source: _____ Section: _____ Page: ____
Camera Ready: N Group: LEGALS AdType: _____
Misc: _____
Color: _____
Proof: _____ Pickup Date: _____ Ad#: _____
Delivery Instr: _____ Pickup Src: _____
Changes: None ___ Copy ___ Art ___ Size ___ Copy Chg Every Run ___
Coupon: _____ Gang Ad #: _____
Ad Copy Method: _____
Special Instr: _____

COMMENTS:
COPIED from AD 1879153

PUB	ZONE	EDT	TP	RUN	DATES
JHN	CL	97	S	05/14	
WJJ	CL	99	S	05/14	
APNW	CL	97	S	05/14	

(CONTINUED ON NEXT PAGE)

SHAW MEDIA
EST. 1851
PO BOX 250
CRYSTAL LAKE IL 60039-0250
(815)459-4040

ORDER CONFIRMATION (CONTINUED)

Salesperson: DEBORAH KUKIELSKI

Printed at 05/12/21 13:50 by dkuki-sm

Acct #: 10057672

Ad #: 1884831

Status: New

PUBLIC NOTICE

**NOTICE OF DISPLAY OF
AMENDED FISCAL YEAR
2021 BUDGET
AND OF PUBLIC HEARING
ON SAID BUDGET**

NOTICE IS HEREBY GIVEN by the Board of Education of Minooka Community High School District No. 111, Grundy, Kendall and Will Counties, Illinois, that a amended budget for this school district for the fiscal year beginning July 1, 2020, will be on file and conveniently available for public inspection at the office of the Superintendent of Schools, Minooka Community High School, 26655 West Eames Street, Channahon, IL 60410 from and after 8:00 a.m. on the 17th day of May, 2021 Notice is further given that a public hearing on said amended budget will be held on Wednesday, June 16, 2021, at 6:00 p.m. at Minooka Community High School, 301 S. Wabena, Minooka, Illinois 60447

(Published in Herald-News
May 14, 2021)1884831



MINOOKA COMMUNITY HIGH SCHOOL DISTRICT #111

Mission: To inspire and motivate our students with an educational experience that leads to achievement and success.

James Kelly
Technology Director

Date: 04/09/2021

RE: Grant – “Elementary and Secondary Relief – Digital Equity Formula”
Amount: \$185,825

Minooka Community High School has been striving to provide its students with technology so they can be successful inside and outside of the classroom. This year, many of the school’s desktops, Chromebooks, and other devices will have reached the end of terms on their lease. With the help of the *Elementary and Secondary Relief Digital Equity Formula*, MCHS will be able to expedite and transition towards its next goals pertaining to technology in the classroom. The technology included in the following proposal would help Minooka Community High School reach its goal of providing nearly all the student body with devices and deliver adequate technology for versatile classroom instruction. The following Grant proposal would include the following technology for Minooka Community High School at a cost not to exceed \$185,825 which is fully funded by the grant:

- 150 PC Laptops
 - \$146,250 (\$975/Each)
 - PC laptops with similar specs to the teacher’s devices
 - Used at Both Campus to replace computer labs
- 4 Owl Labs 360 Pro Cameras for
 - \$3996 (\$999/each)
 - Used for video conferencing in class and IEP meetings
- 75 Headphones for Students
 - \$1875 (\$25/each)
 - Used for Special Education Students
- 25 Active Pens for Laptops
 - \$1475 (\$59/each)
 - Used for devices compatible with Active Pens
- 420 Lenovo 100e Chromebooks from Trafera
 - \$16,708 (\$39.78/each)
 - Used in Chromebook Carts at Central Campus for Seniors
- 16 Chromebox Touch AIO
 - \$1422.72 (\$88.92/Each)
 - Used for students with IEPs and Lunchroom Lines
- 22 Chromebox Non-Touch AIO
 - \$1647.36 (\$74.88/Each)
 - Used at Project Indian for Credit Recovery
- 21 - 840 G1 TCH Laptops
 - \$4065.52 (\$193.60/each)
 - Used for Science IO Labs at Central Campus
- 75 Chargers for classroom use
 - \$2625
 - Compatible with student Chromebook

MCHS – CENTRAL CAMPUS
301 S. Wabena Avenue
Minooka, Illinois 60447
815-467-2140

DISTRICT 111 OFFICE
203 W. Mondamin Street, P.O. Box
827
Minooka, IL 60447
815-467-2557

MCHS – SOUTH CAMPUS
26655 W. Eames Street
Channahon, Illinois 60410
815-521-4001