

Agenda of Regular Meeting and Joint Public Hearing with District Continuous Improvement Team on District Annual Performance Report

The Board of Trustees Ector County Independent School District

A Regular Meeting and Joint Public Hearing with District Continuous Improvement Team on District Annual Performance Report of the Board of Trustees of Ector County Independent School District will be held January 17, 2023, beginning at 6:00 PM.

The subjects to be discussed or considered are listed below. Items do not have to be taken in the same order as shown on this meeting notice.

1. Call to Order - Roll Call
2. Verification of Compliance with Open Meeting Law - this is to certify that the provisions of Section 551.001 of the Texas Government code have been met in connection with public notice of this meeting.
3. Pledge Allegiance to US and Texas Flags:
Wilson & Young Medal of Honor Middle School Students Acyen Garcia and Jessie Reyes
4. Invocation: Pastor Joe Weaks, Connection Christian Church
5. Special Presentations:
School Board Recognition Month Proclamation
Presentation of Texas Association of School Boards Buyboard Rebate
Recognition of State Qualifier for UIL Congress
Announcement of Academic All-State Student-Athletes for Fall Semester
Announcement of All-State Athletes for Fall Semester
6. Opening Remarks by Superintendent
7. Public Comment
8. Action Items
 - A. Discussion of and Request for Approval of Purchases over \$50,000 3
 - B. Discussion of and Request for Approval of Election Order and Notice for May 6, 2023 Board of Trustees Election 9
 - C. Discussion of and Request for Approval to Submit a Grant to the Office of the Governor for Rifle Resistant Body Armor Grant Program FY 2024 17
 - D. Discussion of and Request for Approval to Submit a Grant to the Office of the Governor for Project Safe Neighborhoods Grant Program FY 2024 19
 - E. Discussion of and Request for Approval to Submit a Grant to the Office of the Governor for Bullet Resistant Shields for ECISD Frontline Peace Officers 21
9. Consent Agenda 23

A. Request for Approval of Minutes of Meetings	24
B. Request for Approval of Bills for Payment	34
C. Request for Approval of Acceptance of Donations Over \$10,000	55
10. Report/Discussion Items	
A. Joint Public Hearing with District Continuous Improvement Team on District Annual Performance Report	61
11. Possible Request for Approval to Move to Closed Meeting - Personnel Matters - Section 551.074 of the Texas Government Code [Board will deliberate the appointment, employment, evaluation, reassignment, duties, discipline, or dismissal of public employees of the District or hear a complaint or charge against an officer or employee.] Consultations with Attorney - Section 551.071 of the Texas Open Meetings Act [The Board will meet in Closed Session in Consultation with the Board's Attorney Regarding all Matters as Authorized by Law.]	
12. Information Items	144
A. Acknowledgement of Donations	145
B. Financials	146
C. Purchasing Report	150
D. Routine Personnel Report	151
13. Closing Remarks by Superintendent	
14. Adjournment	



Ector County Independent School District

Action Page

TO: Board of Trustees

FROM: Deborah Ottmers, Chief Financial Officer

SUBJECT: DISCUSSION OF AND REQUEST FOR APPROVAL OF PURCHASES OVER \$50,000

DATE: January 17, 2023

As Required by Board Policy CH (Local), following is a list to consider and take possible action to authorize, negotiate, and enter into term agreements with recommended vendors to be awarded by purchase orders once approved.

Administrative Recommendation:
Approval of Purchases over \$50,000

ECISD

Request for purchases over \$50,000

January 2023

Item	Vendor(s)	Estimated Contract Price	Funding	Requestor, Department	Reference	Service/Product	Service/Product Information	Contract Term
1	Edifying Teachers	\$ 400,000.00	ARP ESSER-3 Fund 282	Ashley Osborne, Talent Development	RFP #23-05	Virtual Instructional Coaching	\$400,000.00 per year for 2 years.	FY 2022-2023 FY 2023-2024
2	Sewell Ford	\$ 132,675.00	General Fund 199	Jeff Daniels, District Police	BUYBOARD CONTRACT 652-21 Quote F297	Vehicles	3 Police Emergency Vehicles.	FY 2022-2023
3	Dana Safety Supply	\$ 86,691.00	Grant Fund	Jeff Daniels, District Police	BUYBOARD CONTRACT 603-20 Quote 469676 -A	Body Armor	33 sets of soft and hard body armor.	FY 2022-2023

RFP #23-05 – Virtual Instructional Coaching

- **Purpose:** The Ector County Independent School District (ECISD) is seeking to partner with a *Virtual Instructional Coaching provider* to utilize virtual coaching to personalize the coaching experience and increase coaching outcomes.
- **Background Info:** Edifying teachers is a teacher-founded company dedicated to creating supportive spaces for educators through one-on-one virtual coaching provided by a diverse, highly-qualified, and nationally recognized teacher network. The coaching support will be provided by building trusting, nurturing, productive relationships to develop teachers. Teachers need and deserve consistent encouragement and personalized development for growth, well-being, and longevity in the profession. Edifying Teachers will integrate the use of ECISD’s Curriculum and Instruction frameworks as well as the coaching resources that our district utilizes to provide an aligned coaching experience.
- **Cost:** \$400,000.00 per year for 2 years
- **Funding Source:** ARP ESSER-3
- **Recommended Supplier/Service Provider:** Edifying Teachers

Board Approval

Date

ECTOR COUNTY INDEPENDENT SCHOOL DISTRICT
ODESSA, TEXAS

RFP # 23-05 for Virtual Instructional Coaching
CONSOLIDATED SCORE SHEET

Closed: November 16, 2022 5:00PM

Proposer	Evaluator							Total	Average
	Nanez	Miller	Wills	Sorola	Osborne	Garcia	Tavarez		
ECS Learning Systems	10	33	33	23	23	18	23	163	23
EdConnective	85	98	98	86	81	79	91	618	88
Edifying Teachers (Edifying Teachers LLC)	96	98	98	79	79	87	77	614	88
EduCoach Inc	71	76	76	74	74	76	64	511	73
Foundations - Educational Consulting & Coaching LLC	58	68	68	44	46	68	47	399	57
I Grow Teachers LLC	5	53	53	26	26	64	32	259	37
Inspiration Education Unlimited LLC	50	53	53	55	55	56	47	369	53
Locha Brooks	49	47	47	60	60	58	50	371	53
Savvas Learning Company LLC	77	78	78	21	21	27	24	326	47
Sibme (Dos Terra LLC)	70	53	53	63	63	73	80	455	65
Teaching Matters	68	73	73	57	56	46	53	426	61
TNTP Inc	75	72	72	68	67	74	58	486	69
TRIMani Consulting LLC	2	20	20	17	17	12	22	110	16

Jeff Daniels
Chief of Police
1314 N. Sam
Houston Odessa,
TX 79761
Office: 432-456-9999



Quote F297 – Police Emergency Vehicles

- **Purpose:** Purchase three police emergency vehicles.
- **Background Info:** ECISD police officers respond to calls for service and emergency calls across our school district, city, and county. Officer must be equipped with a patrol vehicle for such responses. These vehicles must be equipped with emergency light, police radio, safety equipment for secure transporting, and room for emergency deployable equipment.
- **Cost:** \$132,675.00
- **Funding Source:** Local Budget 199
- **Recommended Supplier/Service Provider:** Sewell Ford.

Board Approval

Date

OUR students...THE future

Jeff Daniels
Chief of Police
1314 N.
Sam Houston
Odessa, TX 79761
Office: 432-456-9999



Quote 469676-A – Soft Body Armor and Rifle Resist Plate Carrier

- **Purpose:** Purchase thirty-three sets of soft and hard body armor.
- **Background Info:** ECISD police officers respond to calls for service and emergency calls across our school district, city, and county. These calls can be dangerous and officers could encounter being fired upon. Officers must be equipped with body armor that can provide protection from handgun and long rifle fire. This equipment will be utilized daily by ECISD officers wearing soft body armor as part of their daily uniform and in emergency situations with the possibility of armed subjects they will wear rifle resistant plate carriers.
- **Cost:** \$86,691.00
- **Funding Source:** Grant funds
- **Recommended Supplier/Service Provider:** Dana Safety Supply.

Board Approval

Date

OUR students...THE future



Ector County Independent School District

Action Page

TO: Board of Trustees

FROM: Dr. Anthony Sorola

SUBJECT: **DISCUSSION OF AND REQUEST FOR APPROVAL OF ELECTION ORDER AND NOTICE FOR MAY 6, 2023 BOARD OF TRUSTEES ELECTION**

DATE: January 17, 2023

Attached is a copy of the Election Order and Notice for the May 6, 2023 Board of Trustees Election. Positions 1, 3, and 6 will be contested in this election, which will be conducted by the Ector County Elections Administration under the direction of Elizabeth Sertuche, Ector County Elections Administrator.

Administrative Recommendation:

Approval of the attached Election Order and Notice of the May 6, 2023 Board of Trustees Election as presented.

ELECTION ORDER AND NOTICE

STATE OF TEXAS §
COUNTY OF ECTOR §
ECTOR COUNTY INDEPENDENT SCHOOL DISTRICT §

On the 17th of January, 2023, the Board of Trustees of the Ector County Independent School District convened in regular session, open to the public, with the following members present, to-wit:

and the following absent: _____, constituting a quorum, and among other proceedings held by said Board of Trustees, the following resolution was duly presented for consideration and was duly seconded and passed as follows:

WHEREAS, the terms of office of Carol Gregg (Position 1), Dr.

Donna C. Smith (Position 3), and Tammy Hawkins (Position 6), members of the Board of Trustees of the Ector County Independent School District, will expire the first Saturday in May, 2023, said first Saturday being May 6, 2023 and the term of office of Dennis Jones (Position 7) will expire in May of 2025. On May 6, 2023, a trustee election will be held in the Ector County Independent School District for the purpose of electing school trustees for the District for positions 1, 3 and 6 for four-year terms, and to fill the unexpired term after appointment for Position 7 for the remaining two years of the term; and

WHEREAS, it is necessary for said Board of Trustees to pass an order establishing the procedure for filing for and conducting said trustee election;

NOW THEREFORE BE IT RESOLVED by the Board of Trustees of the Ector County Independent School District that an election be held in said Ector County Independent School District on Saturday, May 6, 2023, for the purpose of electing school district trustees for Ector County Independent School District for Position 1, Position 3, and Position 6 for four-year terms, and for Position 7 for the remaining two years of the unexpired term.

BE IT FURTHER ORDERED that all requests by candidates to have their names placed on the ballot for the above-mentioned election shall be in writing, signed by the candidate, and be filed with the Secretary of the Board of Trustees (or designee) at the Superintendent's Office, 802 N. Sam Houston

Street, during regular office hours beginning January 18, 2023, and ending February 17, 2023 at 5:00 P.M. All candidates shall file said application in accordance with the requirements set out in Section 141.031 of the Texas Election Code.

BE IT FURTHER ORDERED that said election shall be held jointly with the Odessa College Board of Trustees election, the Medical Center Hospital District Board of Trustees election to be held on the same date, pursuant to provisions of Section 271.002 of the Texas Election Code.

BE IT FURTHER ORDERED that said election shall be conducted according to a Contract for Elections Services pursuant to Texas Election Code, Section 31.091, entered into between the Board of Trustees and the Ector County Election Administrator.

The Secretary of the Board of Trustees (or designee) shall post on the bulletin board in the building where the Board of Trustees meet, the names and positions sought of all candidates that have filed their applications in accordance with the terms and provisions of the Order, and said Secretary (or designee) shall otherwise comply with the terms and provisions of Section 4.003 of the Texas Election Code.

The polling places for said election shall open at 7:00 A.M. and shall close at 7:00 P.M., and said election shall be held at voting precincts within the positions.

Each Presiding Judge shall appoint not more than eight qualified

election clerks to serve and assist in conducting said election; provided that in each instance where the Presiding Judge actually serves as expected, the Alternate Presiding Judge shall be one of such clerks in said election precinct.

Early voting for the above designated election shall be held at the Ector County Administration Building Annex, 1010 E. 8th Street, Odessa, Texas, within the boundaries of said district, beginning on Monday, April 24, 2023 and ending on Tuesday, May 2, 2023; and the said place of early voting shall remain open for at least eight hours on each day of early voting which is not a Saturday, a Sunday, or an official state holiday, beginning the twelfth day and continuing through the fourth day preceding the date of said election. Said place of voting shall remain open between the hours of 8:00 A.M. and 5:00 P.M. on each day of early voting. Additional early voting will be held at the same location from 7:00 A.M. to 7:00 P.M. on the last two days of early voting.

The manner of holding said election shall be governed, as nearly as may be, by the Election Code of the State of Texas.

Immediately after said election has been held, the officials holding the same shall return to the President of the Board of Trustees in a sealed envelope a copy of the returns, poll lists, and tally sheets for said election, and this set of election returns shall be used by the Board of Trustees in canvassing said election.

Another copy of the returns, poll lists, and tally sheets of said

election shall be delivered to the President of the Board of Trustees in an unsealed envelope, and this envelope shall be available in the office of the Superintendent open to inspection by the public for sixty days from the date of the election.

The Presiding Judges for said election shall return to Elizabeth Sertuche, County Election Administrator, immediately after voting has been completed, all election supplies. The Presiding Judge of the Central Counting Station shall, immediately after the votes are counted, deliver the voted ballots to Elizabeth Sertuche, County Election Administrator, designated custodian thereof, who shall make proper provision for the storage and safekeeping of the ballot boxes containing the voted ballots in the County Annex Building of Ector County, Texas. The Presiding Judge of the Central Counting Station shall, immediately after the votes are counted, deliver the list of serial numbers of the seals on the sealed ballot boxes containing the voting ballots to the Election Administrator, County of Ector. All equipment used in, and all combined records of, said election shall be preserved and kept in accordance with the terms and provisions of the Texas Election Code. Elizabeth Sertuche, County Election Administrator, is designated to be the custodian of the combined records.

The Board of Trustees shall give notice of said election, and this combined Election Order and Notice or a short form thereof shall serve as notice for said election. The President shall cause a copy of this Election

Order and Notice or a short form thereof to be published one time in a newspaper of general circulation in the county where this school district is located. Said publication shall be not more than 30 days nor less than 10 days before the date of the election. The President shall also cause a copy of this Election Order and Notice to be posted on the bulletin board where notices of meetings are placed in the school administration building, 802 N. Sam Houston, Odessa, Texas, at least 21 days before election date.

It is further found and determined that in accordance with the order of the Board of Trustees Secretary (or designee) post written notice of the date, place, and subject of this meeting on the bulletin board, located in the Administration Office, a place convenient to the public, and said notice having been so posted and remained posted for at least three days preceding the date of meeting.

The above order being read, it was moved and seconded that the same do pass, and upon the question being called for, the following members of the Board of Trustees voted:

Aye:

No:

In testimony whereof, witness the signatures of the President and Secretary of the Board of Trustees of the Ector County Independent School District, this the 17th day of January, 2023.

Dr. Steve Brown, President

Attest:

Chris Stanley, Secretary



Ector County Independent School District

Action Page

TO: Board of Trustees

FROM: Jeff Daniels, Chief of Police and Susan Lara, Grant Writer

SUBJECT: DISCUSSION OF AND REQUEST FOR APPROVAL TO SUBMIT A GRANT TO THE OFFICE OF THE GOVERNOR FOR RIFLE RESISTANT BODY ARMOR GRANT PROGRAM FY 2024

DATE: January 17, 2023

On December 12, 2022 Governor Abbott announced the FY 2024 Rifle Resistant Body Armor Grant Program for the Criminal Justice Division of the Office of the Governor. The opportunity to apply for this grant under the Governor's office will enable ECISD to purchase bullet resistant vests, ballistic plates and plate carriers which the Police Department cannot currently afford. This grant will enable us to equip new and additional officers with this type of equipment.

The ECISD Police Department requests approval to submit a grant application to the Office of the Governor of the State of Texas. The purpose of the grant is to purchase 32 sets of bullet resistant vests, ballistic plates and plate carriers to equip front line officers.

Administrative Recommendation:

Approval of the Rifle Resistant Body Armor Grant Program FY 2024.



802 N. Sam Houston Ave.
Odessa, TX 79761

Resolution For Rifle Resistant Body Armor Grant Program 2024

WHEREAS, The Ector County Independent School District Board of Trustees finds it in the best interest of the citizens of Ector County, Texas that the Rifle Resistant Body Armor Grant Program be operated for the 2023-34 school year and


WHEREAS The Ector County Independent School District Board of Trustees agrees that in the event of loss or misuse of the Office of the Governor funds, The Ector County Independent School District Board of Trustees assures that the funds will be returned to the Office of the Governor in full.

WHEREAS, Ector County Independent School District Board of Trustees designates Dr. Scott Muri, Superintendent, as the grantee's authorized official. The authorized official is given the power to apply for, accept, reject, alter or terminate the grant on behalf of the applicant agency.

NOW THEREFORE, BE IT RESOLVED that Ector County Independent School District Board of Trustees approves submission of the grant application for the Rifle Resistant Body Armor Grant Program 2024 to the Office of the Governor.

_____ Board President
Signed by: Dr. Steve Brown, Board President

Passed and Approved this _____ (Day) of _____ (Month), _____ (Year)

Grant Number:  4695001 _____



Ector County Independent School District

Action Page

TO: Board of Trustees

FROM: Jeff Daniels, Chief of Police and Susan Lara, Grant Writer

SUBJECT: DISCUSSION OF AND REQUEST FOR APPROVAL TO SUBMIT A GRANT TO THE OFFICE OF THE GOVERNOR FOR PROJECT SAFE NEIGHBORHOODS GRANT PROGRAM FY 2024

DATE: January 17, 2023

On December 12, 2022 Governor Abbott announced the FY 2024 Safe Neighborhoods Grant Program for the Criminal Justice Division of the Office of the Governor. The opportunity to apply for this grant under the Governor's office will enable ECISD to develop evidence-based activities to prevent violent crimes in targeted geographic areas in order to reduce violence, crime and incarceration rates.

The ECISD Police Department requests approval to submit a grant application to the Office of the Governor of the State of Texas. The purpose of the grant is to develop evidence-based activities to prevent violent crimes in targeted geographic areas in order to reduce violence, crime and incarceration rates.

Administrative Recommendation:

Approval of the Safe Neighborhoods Grant Program FY 2024.



802 N. Sam Houston Ave.
Odessa, TX 79761

Resolution For Project Safe Neighborhoods Grant

WHEREAS, The Ector County Independent School District Board of Trustees finds it in the best interest of the citizens of Ector County, Texas that the Project Safe Neighborhoods Grant be operated for the 2023-24 school year and


WHEREAS The Ector County Independent School District Board of Trustees agrees that in the event of loss or misuse of the Office of the Governor funds, The Ector County Independent School District Board of Trustees assures that the funds will be returned to the Office of the Governor in full.

WHEREAS, Ector County Independent School District Board of Trustees designates Dr. Scott Muri, Superintendent, as the grantee's authorized official. The authorized official is given the power to apply for, accept, reject, alter or terminate the grant on behalf of the applicant agency.

NOW THEREFORE, BE IT RESOLVED that Ector County Independent School District Board of Trustees approves submission of the grant application for the Project Safe Neighborhoods Grant to the Office of the Governor.

_____ Board President
Signed by: Dr. Steve Brown, Board President

Passed and Approved this ____ (Day) of _____ (Month), ____ (Year)

Grant Number:  _____



Ector County Independent School District

Action Page

TO: Board of Trustees

FROM: Jeff Daniels, Chief of Police and Susan Lara, Grant Writer

SUBJECT: DISCUSSION OF AND REQUEST FOR APPROVAL TO SUBMIT A GRANT TO THE OFFICE OF THE GOVERNOR FOR BULLET RESISTANT SHIELDS FOR ECISD FRONTLINE PEACE OFFICERS

DATE: January 17, 2023

On December 12, 2022 Governor Abbott announced the 2023 Bullet Resistant Shields Grant Program for the Criminal Justice Division of the Office of the Governor. The opportunity to apply for this grant under the Governor's office will enable ECISD to purchase additional equipment (shields) critical to school security, which the Police Department cannot currently afford. This grant will enable us to equip new and additional officers with this type of equipment

The ECISD Police Department requests approval to submit a grant application to the Office of the Governor of the State of Texas. The purpose of the grant is to purchase 5 Bullet Resistant Shields for new front-line officers.

Administrative Recommendation:

Approval of the Date Bullet Resistant Shields Grant.



802 N. Sam Houston Ave.
Odessa, TX 79761

Resolution For Bullet Resistant Shields Grant

WHEREAS, The Ector County Independent School District Board of Trustees finds it in the best interest of the citizens of Ector County, Texas that the Bullet Resistant Shields Grant Project be operated for the 2023-24 school year and


WHEREAS The Ector County Independent School District Board of Trustees agrees that in the event of loss or misuse of the Office of the Governor funds, The Ector County Independent School District Board of Trustees assures that the funds will be returned to the Office of the Governor in full.

WHEREAS, Ector County Independent School District Board of Trustees designates Dr. Scott Muri, Superintendent, as the grantee's authorized official. The authorized official is given the power to apply for, accept, reject, alter or terminate the grant on behalf of the applicant agency.

NOW THEREFORE, BE IT RESOLVED that Ector County Independent School District Board of Trustees approves submission of the grant application for the Bullet Resistant Ballistic Shields to the Office of the Governor.

_____ Board President
Signed by: Dr. Steve Brown, Board President

Passed and Approved this ____ (Day) of _____ (Month), ____ (Year)

Grant Number:  4696701 _____



BOARD OF TRUSTEES

SUBJECT: Consent Agenda

PRESENTED BY: Dr. Scott R. Muri

BACKGROUND INFORMATION:

Ector County ISD adopted the use of the consent agenda as a means of expediting regular meetings. Consent agenda items consist of typical or routine matters in nature and typically have been discussed in a prior Board Work Study session. As such, the Board can consider all items included in the Consent Agenda with one motion. Should the Board choose to consider any item on the Consent Agenda separately, that item can be removed from the Consent Agenda, discussed, and voted on separately.

ADMINISTRATIVE RECOMMENDATION:

Approval of the Consent Agenda.



REQUEST FOR APPROVAL OF MINUTES OF MEETINGS

Attached you will find minutes of meetings of the Board of Trustees for:

December 6, 2022 – Board Workshop Meeting
December 13, 2022 – Regular Board Meeting

AT A BOARD WORKSHOP MEETING OF THE BOARD OF TRUSTEES OF THE ECTOR COUNTY INDEPENDENT SCHOOL DISTRICT HELD AT THE ADMINISTRATION BOARD ROOM, 802 NORTH SAM HOUSTON, ODESSA, ECTOR COUNTY, TEXAS, AT 6:00 P.M., DECEMBER 6, 2022, WITH THE FOLLOWING MEMBERS:

Present:

Delma Abalos
Dr. Steve Brown
Carol Gregg
Tammy Hawkins
Dennis Jones
Dr. Donna Smith
Christopher Stanley

Absent:

School Officials: Dr. Scott Muri, Dr. Keeley Boyer, Dr. Lilia Náñez, Deborah Ottmers, Dr. Anthony Sorola, Alicia Syverson, Dr. Kellie Wilks

Others: Mike Atkins, Ashley Osborne, Jason Osborne, Susan Hendricks, Lindsey Lumpkin, Beatrice Martinez, Jesse Flores, Jr., Aaron Hawley, Leslie Wilson, Heidi Helferich, Crystal Day, Liz Quintela, Jieun Pando, Lisa Wills, Jaime Miller, Gary Weatherford, Julian Mancha, Jose Galindo, Claudia Calleros, Robert Cedillo, Mabel Morales, Hilberto Ochoa, Cortney Smith, Mauricio Marquez, Ryan Merritt, Ruth Campbell, Monica McDaniel, Mary Franco

26150 **Meeting Called to Order:** Dr. Steve Brown, Board President, called the Board of Trustees Meeting to order at 6:00 p.m.

26151 **Verification of Compliance with Open Meeting Law – this is to certify that the provisions of Section 551.001 of the Texas Government Code have been met in connection with public notice of this meeting:** Board President Dr. Steve Brown, verified that the provisions of Section 551.001 of the Texas Government Code have been met in connection with public notice of this meeting.

26152 **Opening Remarks by Superintendent:** In his opening remarks, Superintendent Dr. Scott Muri took a moment to thank the Odessa Chamber of Commerce and local businesses for organizing an ECISD Appreciation Day on December 16. That afternoon all ECISD employees (yes, all) will be served a meal, receive a t-shirt and ticket to a Jackalopes hockey game as recognition for all of the school district's accomplishments over the past couple of years. He also talked about the school board's legislative agenda for the upcoming session, and talked about ECISD's opportunity to be an influencer this year because of the effective investments being made in the school district. ECISD representatives met with Senator Brandon Creighton, Chairman of the Senate Public Education Committee, last week for two hours talking about the district's human capital work and academics, and then on Monday met with staff members from the Governor's office and Lt. Governor's office, as well as staff from various Texas House and Senate offices about those same topics; things like development of teacher pipeline, use of Teacher Incentive Allotment and other workforce efforts.

Public Comment: Individuals who wish to participate during the portion of the meeting designated for public comment shall sign up with the presiding officer or designee before the meeting begins as specified in the Board's procedures on public comment and shall indicate the agenda item on which they wish to address the Board. *BED(LOCAL)*

There was no public comment.

Board Policy

26153 Discussion of Revisions to Local Board Policy CO (LOCAL): Food and Nutrition Management: Associate Superintendent of Human Capital, Operations and Athletics Anthony Sorola, Ed. D. presented this item for discussion. Because ECISD has implemented universal feeding (free breakfast and free lunch for every student, every day) language in this policy regarding donations and charges is no longer relevant. A review by the Texas Association of School Boards (TASB) recommends this be moved to administrative regulations instead of policy.

No action required.

26154 Discussion of Request for Deletion of Board Policy CA (LOCAL): Fiscal Management Goals and Objectives: Associate Superintendent of Human Capital, Operations and Athletics Anthony Sorola, Ed. D. presented this item for discussion. The suggested recommendation from TASB is to delete this policy and move it to administrative regulations. There would be no change to the district's operations.

No action required.

Report/Discussion Items

26155 Discussion of the ECISD 2022-2023 Targeted Improvement Plans: Director of Leadership Susan Hendricks opened this item for discussion. This is an annual presentation, but the first since 2019 because the state paused the accountability system for two years due to COVID. TEA requires schools in bottom 5% of Domain III-Closing the Gaps to present a Targeted Improvement Plan. The District currently has five campuses that meet this requirement. Each of the following principals presented their 2022-2023 Targeted Improvement Plans:

- Beatrice Martinez, Principal Cavazos Elementary
- Julie Marshall, Principal Dowling Elementary
- Lindsey Lumpkin, Principal Downing Elementary
- Noe Ortiz, Principal Ireland Elementary
- Crystal Marquez, Principal Sam Houston Elementary

No action required.

26156 **Special Services – Dyslexia Update:** Dyslexia Supervisor Heidi Helferich presented this update for discussion. Dyslexia is a learning disorder affecting the ability to read, write, spell and speak. ECISD serves approximately 1,250 students with Dyslexia through classes and/or accommodations. The Dyslexia staff consists of 34 therapists, 6 of whom also provide Bilingual instruction. ECISD’s program is benefiting from a two-year grant for more than \$462,000 to provide training. This TEA grant supports teachers and administrators with training, strategies for students, and related materials.

No action required.

26157 **Presentation of Facilities:** Executive Director of District Operations Cortney Smith and Director of Facilities Gary Weatherford presented this item for discussion. By the numbers: the facilities staff is made up of 83 staff members, covers 40 campuses and 19 ancillary buildings, nearly 5 million square feet of covered building space, and maintains 433 acres of grounds. The majority of the department’s annual budget of \$3.6 million goes to building supplies (\$1.6 million or 44%) and contracted services for large projects (\$1.2 million or 35%). Trustees looked at work orders and ongoing projects like HVAC replacement, lighting upgrades, landscaping, security fencing and more. The average age of ECISD’s buildings is 51 years old. Twenty-eight of those are between 60-80 years and 3 are more than 80 years old. Separate reviews, one from TASBO (Texas Association of School Business Officials) and one from PBK Architecture, state the facilities department is doing a great job of maintaining buildings, and they are in good condition considering their age. However, many buildings need infrastructure upgrades that will be more than the department staff and the annual budget can address; a bond referendum is needed to give students and staff updated, modern facilities.

No action required.

26158 **Possible Request for Approval to Move to Closed Meeting - Personnel Matters - Section 551.074 of the Texas Government Code - [Board will deliberate the appointment, employment, evaluation, reassignment, duties, discipline, or dismissal of public employees of the District or hear a complaint or charge against an officer or employee.] Consultations with Attorney – Section 551.071 of the Texas Open Meetings Act [The Board will meet in Closed Session in Consultation with the Board’s Attorney Regarding all Matters as Authorized by Law.]:**

There was no closed session.

26159 **Closing Remarks by Superintendent:** There were no closing remarks.

26160 **Adjournment:** Dr. Steve Brown, Board President, adjourned the Board meeting at 8:28 p.m.

Board President
Dr. Steve Brown

Board Secretary
Christopher Stanley

AT A REGULAR MEETING AND PUBLIC HEARING ON AMENDMENT NO. 1 TO AGREEMENT FOR LIMITATION ON APPRAISED VALUE BETWEEN THE DISTRICT AND NACERO TX 1, LLC, TEXAS COMPTROLLER APPLICATION NUMBER 1568, PURSUANT TO CHAPTER 313 OF THE TEXAS TAX CODE OF THE BOARD OF TRUSTEES OF ECTOR COUNTY INDEPENDENT SCHOOL DISTRICT WILL BE HELD DECEMBER 13, 2022, BEGINNING AT 6:00 P.M. IN THE ADMINISTRATION BUILDING BOARD ROOM, 802 NORTH SAM HOUSTON, ODESSA, ECTOR COUNTY, TEXAS, WITH THE FOLLOWING MEMBERS:

Present:

Delma Abalos
Dr. Steve Brown
Carol Gregg
Tammy Hawkins
Dennis Jones
Dr. Donna Smith
Christopher Stanley

Absent:

School Officials: Dr. Scott Muri, Mike Adkins, Dr. Lilia Nanez, Deborah Ottmers, Dr. Keeley Boyer, Dr. Anthony Sorola, Alicia Syverson, Dr. Kellie Wilks

Others: Tatiana Dennis, Collin Sewell, Megan Sewell, Jeff Ellison, Harris Sewell, Aaron Hawley, Yolanda Gordan, Zenovia Crier, Yadira Olivas, Robert Olivas, Lydia Ybarra, Jose Ybarra, Darren Morrow, Leslie Wilson, Mistry Hiner, Chelsea Reyes, Brandon Reyes, Paula Dannheim, Betsabe Salcido, Ryan Merritt, Lisa Wills, Susan Hendricks, Staci Ashley, Julia Willett-Weekly, Tracey Borchardt, Ruth Campbell, Monica McDaniel, Mary Franco

26161 **Meeting Called to Order:** Dr. Steve Brown, Board President, called the Board of Trustees Meeting to order at 6:00 p.m.

26162 **Verification of Compliance with Open Meeting Law:** Dr. Steve Brown, Board President, verified that the provisions of Section 551.001 of the Texas Government Code have been met in connection with public notice of this meeting.

26163 **Pledge of Allegiance to United States and Texas Flags:** The United States and Texas flag pledges were led by LBJ Elementary Students Ethan Chavez and Madison Chavez.

26164 **Invocation:** The Invocation was led by Sr. Pastor Isaiah David Tunson, Jr., Mt. Zion Missionary Baptist Church.

26165 **Special Presentations:**

Introduction of Trustees Christmas Card Student Designers: Each year the Christmas cards sent by the School Board and Superintendent are designed with artwork from our students. This effort is coordinated each year by the District's Fine Arts Department. The Board of Trustees then vote for their three favorites to be placed on the Christmas card.²⁹The following student's art work was selected for this year's card:

Shylah Valenzuela | 5th Grade | Hays Elementary | Karen Marrow (Teacher)

Yarelli Rosales | 8th Grade | Bonham MS | Jorge Avena (Teacher)

Genesis Carbajal | 10th Grade | New Tech Odessa | Baldo Valeriano (Teacher)

Recognition of Harris Sewell, All-American Game Invitee: Permian High School Senior Offensive Lineman Harris Sewell was recognized for earning an invitation to the high school football All-Star game. The game will be held in Florida in January as a showcase to highlight the nation's top seniors of which only 120 are invited. He earned spots on All-District teams all four years of high school including 1st-team selections the last three years; rated the #2 guard in the country in this recruiting class by ESPN. He is graduating early and will enroll at Clemson University in January. His parents, Megan and Collin Sewell along with his football coach Jeff Ellison were in attendance for this presentation.

Announcement of Crime Stoppers State Director Award: ECISD Assistant Chief of Police Jeff Daniels was recognized for receiving the Crime Stoppers State Director Award. The State Coordinator of the Year awards one individual for exceptional performance and contributions to their Crime Stoppers organization, and making a positive impact on their community, other Crime Stoppers organizations, and Crime Stoppers in Texas.

Recognition of National Board of Professional Teaching Standards Honorees: This presentation will be presented at a later date.

26166 **Opening Remarks by Superintendent:** In his opening comments, Superintendent Dr. Scott Muri reminded attendees that winter break begins next week and encouraged students and parents to take advantage of the time away, enjoy it, and come back healthy and refreshed in the New Year. He also took a moment to say thank you to the Odessa Chamber of Commerce and local businesses for hosting an ECISD Appreciation Day on Friday. That afternoon, all ECISD employees will receive a meal from the Odessa Chuck Wagon Gang, t-shirts and a ticket to a Jackalopes hockey game this weekend. He said this recognition is humbling and he is proud of the work done by the 4,200 ECISD employees over the past few years.

26167 **Public Comment:** Individuals who wish to participate during the portion of the meeting designated for public comment shall sign up with the presiding officer or designee before the meeting begins as specified in the Board's procedures on public comment and shall indicate the agenda item on which they wish to address the Board. *BED(LOCAL)*

There was no public comment.

Public Hearing

26168 **Public Hearing on Amendment No. 1 to Agreement for Limitation on Appraised Value between the District and Nacero TX 1 LLC, Texas Comptroller Application Number 01568, Pursuant to Chapter 313 of the Texas Tax Code:** Trustees held a public hearing on Amendment No. 1 to Agreement for

Limitation on Appraised Value between ECISD and Nacero TX 1 LLC, Texas Comptroller Application Number 1568, pursuant to Chapter 313 of the Texas Tax Code. Nacero is requesting to (i) change the authorized representative because it has a new Chief Financial Officer and (ii) revise the “trigger” for the start of the Limitation Period to begin after the commencement of Commercial Operation. Changing the “trigger” allows Nacero to file a more comprehensive amendment in 2023 to delay the start of the limitation period. Nacero is trying to determine whether to extend the start of the limitation period to January 1, 2025 or January 1, 2026. The minor change only requires amending a phrase in Section 2.3.D.1 of the Agreement.

No public comment.

26169 **Discussion and Possible Action on Amendment No. 1 to Agreement for Limitation on Appraised Value between the District and Nacero TX 1 LLC, Texas Comptroller Application Number 1568, Pursuant to Chapter 313 of the Texas Tax Code:** Moved by Stanley, seconded by Hawkins “Contingent upon receipt of the Amended Completeness, Certificate and Amendment Approval from the Texas Comptroller, I move that the Board approve the Amendment No. 1 to Agreement for Limitation on Appraised Value between the District and Nacero TX 1 LLC, as presented and subject to any Comptroller required corrections to Amendment No. 1, thereby modifying the Agreement for Limitation on Appraised Value dated June 15, 2021, Texas Comptroller Application Number 1568, and authorize the Board President Dr. Steve Brown, to execute the Amendment No. 1 on behalf of the District upon the District’s receipt of the Amended Completeness, Certificate and Amendment Approval and authorize the Superintendent, or his designee, to take such other action as may be required under Chapter 313 of the Texas Tax Code or the Comptroller's related rules.”

Motion unanimously approved.

Board Policy

26170 **Discussion of and Request for Approval of Revisions of Local Board Policy CO (LOCAL): Food and Nutrition Management:** Moved by Jones, seconded by Stanley to approve the Revisions to Board Policy CO (LOCAL): Food and Nutrition Management as presented.

Motion unanimously approved.

26171 **Discussion of and Request for Approval of Deletion of Board Policy CA (LOCAL): Fiscal Management Goals and Objectives:** Moved by Jones, seconded by Smith to approve the Deletion of Board Policy CA (LOCAL): Fiscal Management Goals and Objectives as presented.

Motion unanimously approved.

Action Items

26172 **Discussion of and Request for Approval of Purchases over \$50,000**: Moved by Abalos, seconded by Hawkins to approve the Purchases over \$50,000 as presented.

Motion unanimously approved.

26173 **Discussion of and Request for Approval of 2022-2023 Budget Amendment #3**: Moved by Stanley, seconded by Jones to approve the 2022-2023 Budget Amendment #3 as presented.

Motion unanimously approved.

26174 **Discussion of and Request for Approval of the 2022-2023 ECISD Targeted Improvement Plans**: Moved by Abalos, seconded by Jones to approve the 2022-2023 ECISD Targeted Improvement Plans as presented.

Motion unanimously approved.

26175 **Consent Agenda**: Moved by Smith, seconded by Hawkins to approve Consent Agenda as presented.

- A. Request for Approval of Minutes of Meetings
- B. Request for Approval of Bills for Payment
- C. Request for Approval of Acceptance of Donations Over \$10,000
- D. Request for Approval of 2023-2024 Dual Credit Matrix

Motion unanimously approved.

Report/Discussion Items

26176 **Board 2023-2024 Budget Priorities**: Superintendent Dr. Scott Muri presented this item for discussion. Trustees discussed their budget priorities for the 2023-24 school year. Each of the Trustees were given the opportunity to talk about the areas which they want to see prioritized as the budget for next year is developed. Some of the items mentioned include compensation (a priority for all of the school board members); ensuring an equitable educational experience for every student that gives every child access to a high-quality teacher and strong principal; school safety including mental health resources; recruiting new teachers and staff; facilities management, maintenance and upkeep; Special Education needs; Career & Technical Education, extra-curricular courses/activities; arts in elementary schools; and innovation that prepares students for the 22nd Century and jobs of the future.

No action required.

26177 **Possible Request for Approval to Move to Closed Meeting - Personnel Matters - Section 551.074 of the Texas Government Code [Board will deliberate the appointment, employment, evaluation, reassignment, duties, discipline, or dismissal of public employees of the District; or hear a complaint or charge against an officer or employee.] (The Board of Trustees will deliberate the hiring of Chief of Police.) Consultations with Attorney – Section 551.071 of the Texas Open Meetings Act [The Board will meet in Closed Session in Consultation with the Board’s Attorney Regarding all Matters as Authorized by Law.]:**

Board President Dr. Steve Brown convened the Board of Trustees to closed session at 6:45 p.m.

Board President Dr. Steve Brown reconvened the Board of Trustees to closed session at 6:54 p.m.

26178 **Discussion of and Request for Approval of Personnel Recommendation to Hire Chief of Police:** Moved by Gregg, seconded by Hawkins to approve Jeff Daniels as Chief of Police as presented. Chief Daniels is a 26-year veteran police officer, with 24 of those years with ECISD. He served five years as a police lieutenant, three years as master sergeant, and most recently as the assistant police chief. He is a certified police canine trainer, SWAT Team Operator with the Odessa Police Department, and trained in First Responder Active Shooter.

Motion unanimously approved.

26179 **Information Items:** The Board of Trustees were provided with the following information items: Financials, Purchasing Report, Routine Personnel Report, and Amended Technology Position.

26180 **Closing Remarks by the Superintendent:** In Dr. Muri’s closing remarks, he thanked retiring Police Chief Todd Hiner for his eight years of service and dedication as the chief. He then welcomed the new chief, Jeff Daniels.

26181 **Adjournment:** Board President Dr. Steve Brown adjourned the Board meeting at 6:57 p.m.

Board President
Dr. Steve Brown

Board Secretary
Christopher Stanley



REQUEST FOR APPROVAL OF BILLS FOR PAYMENT

Attached you will find a list of disbursements for the previous month for your approval.

TO: BOARD OF TRUSTEES
ECTOR COUNTY INDEPENDENT SCHOOL DISTRICT

FROM: ACCOUNTS PAYABLE

RE: CHECK REGISTER

The following check amounts for the operations, materials and supplies for the maintenance of the School District are presented for your approval.

For the period 12/8/2022 to 1/11/2023

ANALYSIS RECAPITULATION	AMOUNT
Operating Fund:	\$ 18,008,234.75

APPROVED: _____ DATE: _____

**ECTOR COUNTY ISD
CHECK REGISTER
12/08/2022 - 01/11/2023**

DATE	PAYEE	AMOUNT
12/9	4IMPRINT INC	\$ 693.74
12/9	DIAMOND BUSINESS SERVICES INC	1,554.40
12/9	FLAGHOUSE INC	2,091.00
12/9	GANDY INK	725.20
12/9	GOPHER SPORT	122.08
12/9	GRAPHIC SOLUTIONS GROUP	1,130.22
12/9	HARCOURT INDUSTRIES INC	163.88
12/9	J W PEPPER & SON INC	959.22
12/9	LAKESHORE LEARNING MATERIALS	670.69
12/9	LYON & HEALY WEST	64.55
12/9	AIM MEDIA TEXAS OPERATING LLC	250.85
12/9	O REILLY AUTO ENTERPRISES LLC	836.71
12/9	ORIENTAL TRADING COMPANY INC	335.07
12/9	REALLY GOOD STUFF LLC	812.64
12/9	SCHOLASTIC BOOK FAIRS	1,383.55
12/9	SCHOLASTIC INC	4,770.95
12/9	SECURED DOCUMENT SHREDDING INC	496.00
12/9	TEXAS COMPUTER EDUCATION ASSOCIATION	1,596.00
12/9	THE LIBRARY STORE	63.29
12/9	ARAMARK UNIFORM & CAREER APPAREL GROUP INC.	1,133.96
12/9	SCHOOL SPECIALTY LLC	2,012.80
12/9	ODP BUSINESS SOLUTIONS LLC	4,039.98
12/14	ACE MART RESTAURANT SUPPLY CO	5,423.25
12/14	ALL ABOARD AMERICA!	49,770.65
12/14	ALL ABOUT HEARING	980.00
12/14	ANCHOR BOLT & SUPPLY	25.00
12/14	BUCK'S WHEEL & EQUIPMENT COMPANY	592.82
12/14	SMITHKLINE BEECHAM CORPORATION	8,005.78
12/14	LAKESHORE LEARNING MATERIALS	19,449.88
12/14	LAWSON PRODUCTS INC	800.88
12/14	LEGO BRAND RETAIL	739.80
12/14	LOU'S CLINICAL LAB INC	1,764.00
12/14	LYON & HEALY WEST	174.38
12/14	MORRISON SUPPLY CO	986.66
12/14	AIM MEDIA TEXAS OPERATING LLC	840.80
12/14	ODESSA COLLEGE	75.00
12/14	ODESSA WINLECTRIC	1,800.00
12/14	ORIENTAL TRADING COMPANY INC	415.01
12/14	SCHOOLHOUSE OUTFITTERS	133.36
12/14	SCHOOL MATE	1,323.42
12/14	SECURED DOCUMENT SHREDDING INC	1,095.48
12/14	SIMS PLASTIC INC	555.75
12/14	SUPER DUPER PUBLICATIONS	534.00
12/14	THE BOSWORTH LTD	4,617.24
12/14	TRANE U.S. INC.	30,712.45

12/14	NAPA AUTO PARTS	38.99
12/14	TRANSMISSION SERVICE & SUPPLY INC	16,695.87
12/14	ARAMARK UNIFORM & CAREER APPAREL GROUP INC.	2,496.46
12/14	SOUTHERN TIRE MART LLC	37.50
12/14	BEST CHOICE RESTAURANTS LLC	101.50
12/14	BEST CHOICE COFFEE SERVICES LLC	627.38
12/14	SCHOOLSTATUS LLC	99,000.00
12/14	4IMPRINT INC	480.54
12/14	ALL ABOARD AMERICA!	75,335.28
12/14	ASEL ART SUPPLY	6,758.00
12/14	AVID CENTER	1,350.00
12/14	BSN SPORTS, INC DBA US GAMES	570.83
12/14	DAVID COWAN EQUIPMENT	2,600.00
12/14	DIAMOND BUSINESS SERVICES INC	604.65
12/14	GANDY INK	1,017.50
12/14	HENRY SCHEIN INC	8,648.96
12/14	HEXCO INC	969.66
12/14	IMP/INTERNATIONAL MEETING PLANNERS	170.00
12/14	J W PEPPER & SON INC	157.50
12/14	JUNIOR LIBRARY GUILD	112.75
12/14	LOU'S CLINICAL LAB INC	7,405.00
12/14	NIMCO INC	203.96
12/14	AIM MEDIA TEXAS OPERATING LLC	148.25
12/14	ODESSA COLLEGE	3,900.00
12/14	REGION 13 EDUCATION SERVICE CENTER	100.91
12/14	RENAISSANCE LEARNING INC	3,690.00
12/14	SECURED DOCUMENT SHREDDING INC	592.00
12/14	SPECTRUM CORPORATION	1,214.98
12/14	VARSITY SPIRIT FASHION	11,491.77
12/14	WEISSMAN'S DESIGN FOR DANCE	333.17
12/14	WENGER CORPORATION	4,218.50
12/14	WEST MUSIC CO	1,239.60
12/14	ACCO BRANDS CORPORATION	100.00
12/14	KAGAN PUBLISHING AND PROFESSIONAL DEVELOPMENT	5,451.00
12/14	JOSTENS INC	5,816.00
12/14	CIRCLE P RANCH SUPPLY INC	639.22
12/14	BEST CHOICE COFFEE SERVICES LLC	223.56
12/14	SCHOOL SPECIALTY LLC	6,125.56
12/14	ODP BUSINESS SOLUTIONS LLC	2,213.01
1/4	ALL ABOARD AMERICA!	5,499.20
1/4	AMERIPRIDE SERVICES INC.	415.33
1/4	ASCD	378.00
1/4	B-LINE FILTER & SUPPLY INC	463.90
1/4	BSN SPORTS INC	446.94
1/4	CAROLINA BIOLOGICAL SUPPLY CO	238.68
1/4	DRAMATIC PUBLISHING	19.37
1/4	EDUCATIONAL PRODUCTS INC.	299.00
1/4	FACTS ON FILE	1,985.76
1/4	FLAGHOUSE INC	2,715.94
1/4	GANDY INK	9.74

1/4	IMP/INTERNATIONAL MEETING PLANNERS	170.00
1/4	J TAYLOR EDUCATION	6,400.00
1/4	J W PEPPER & SON INC	4.20
1/4	VITAL SIGNS	1,113.32
1/4	KELLY-MOORE PAINT	329.98
1/4	LAKESHORE LEARNING MATERIALS	2,855.36
1/4	MSC INDUSTRIAL SUPPLY CO.	1,867.26
1/4	PLANK ROAD PUBLISHING INC	212.19
1/4	AIM MEDIA TEXAS OPERATING LLC	829.50
1/4	ODESSA WINLECTRIC	4,501.32
1/4	O REILLY AUTO ENTERPRISES LLC	909.66
1/4	ORIENTAL TRADING COMPANY INC	1,429.44
1/4	POSITIVE PROMOTIONS	1,664.09
1/4	SCANTRON CORP	893.00
1/4	SCHOLASTIC BOOK FAIRS	2,481.51
1/4	SCHOLASTIC BOOK FAIR INC.	6,349.10
1/4	SCHOOL NURSE SUPPLY INC	174.00
1/4	SCHOOLHOUSE OUTFITTERS	3,457.11
1/4	SECURED DOCUMENT SHREDDING INC	128.00
1/4	SHAR PRODUCTS CO	9,371.97
1/4	TEXAS ART EDUCATION ASSOCIATION (TAEA)	80.00
1/4	TEXAS COMPUTER EDUCATION ASSOCIATION	1,845.00
1/4	TEXAS ASSOCIATION OF SCHOOL BUSINESS OFFICIALS	1,500.00
1/4	TRANE U.S. INC.	1,171.50
1/4	NAPA AUTO PARTS	435.53
1/4	STARFALL EDUCATION FOUNDATION	355.00
1/4	ARAMARK UNIFORM & CAREER APPAREL GROUP INC.	1,396.62
1/4	BEST CHOICE RESTAURANTS LLC	699.00
1/4	BEST CHOICE COFFEE SERVICES LLC	525.88
1/4	SCHOOL SPECIALTY LLC	1,330.37
1/4	SCHOOL SPECIALTY LLC	6,869.12
1/4	A TEX RESTAURANT SUPPLY INC	149,572.50
1/11	4IMPRINT INC	3,196.99
1/11	AMERICAN SALES AND SERVICE INC	1,430.00
1/11	B-LINE FILTER & SUPPLY INC	3,087.84
1/11	BUCK'S WHEEL & EQUIPMENT COMPANY	923.94
1/11	CAROLINA BIOLOGICAL SUPPLY CO	156.10
1/11	CENTERS FOR CHILDREN & FAMILIES	2,250.00
1/11	CMC BUSINESS SYSTEMS INC	1,197.10
1/11	CMC BUSINESS SYSTEMS INC	163.83
1/11	CONSOLIDATED ELECTRICAL DISTRIBUTORS	974.66
1/11	DEMCO INC	145.06
1/11	DIAMOND BUSINESS SERVICES INC	2,808.95
1/11	FLINN SCIENTIFIC INC	28,483.30
1/11	FRANKLIN-COVEY CLIENT SALES, INC.	4,377.30
1/11	GANDY INK	1,683.00
1/11	HEINEMANN	5,700.00
1/11	INDECO SALES INC	2,348.72
1/11	J W PEPPER & SON INC	219.60
1/11	LAKESHORE LEARNING MATERIALS	10,191.01

1/11	LAWSON PRODUCTS INC	18.00
1/11	MATHWARM-UPS.COM	9,150.00
1/11	MIDLAND SAFETY & HEALTH SALES	150.00
1/11	ODESSA COLLEGE	2,480.40
1/11	ODESSA WINLECTRIC	6,747.36
1/11	O REILLY AUTO ENTERPRISES LLC	394.62
1/11	ORIENTAL TRADING COMPANY INC	2,532.15
1/11	POSITIVE PROMOTIONS	1,338.90
1/11	SCHOLASTIC BOOK FAIRS	8,917.17
1/11	SCHOLASTIC INC	3,873.27
1/11	TEXAS ASSOCIATION OF SCHOOL BUSINESS OFFICIALS	36,145.00
1/11	THE BOSWORTH LTD	9,486.71
1/11	TRANE U.S. INC.	77,696.67
1/11	VARSITY SPIRIT FASHION	423.80
1/11	VARSITY BRANDS HOLDING CO INC	3,098.30
1/11	WOODWIND & BRASSWIND INC	119.96
1/11	BROADWAY MOTORS INC	427.40
1/11	NAPA AUTO PARTS	1,256.78
1/11	BARNES & NOBLE BOOKSELLERS	43.14
1/11	SCARBOROUGH SPECIALTIES, INC	122.99
1/11	STONE TOWER GRAFIX	5,958.50
1/11	ARAMARK UNIFORM & CAREER APPAREL GROUP INC.	10,780.21
1/11	JOSTENS INC	1,173.62
1/11	HOPE KING TEACHING RESOURCES INC	3,320.00
1/11	DECKER INC	8,183.81
1/11	SOUTHERN TIRE MART LLC	1,627.80
1/11	CIRCLE P RANCH SUPPLY INC	841.48
1/11	CHAMPION TRUCK & TRAILER, INC	1,950.00
1/11	BEST CHOICE COFFEE SERVICES LLC	227.93
1/11	SCHOOL SPECIALTY LLC	14.79
1/11	SCHOOL SPECIALTY LLC	5,321.88
1/11	SCHOOL SPECIALTY LLC	3,531.04
1/11	ODP BUSINESS SOLUTIONS LLC	1,648.36
12/9	AMAZON CAPITAL SERVICES	73,644.86
12/9	ANAMARIA LOMBA	800.00
12/9	APPLE, INC	1,165.00
12/9	ATKINS HOLLMAN JONES PEACOCK	6,697.65
12/9	BIMBO BAKERIES USA	115.20
12/9	BRANDON MURRAY	200.00
12/9	CDW-G	8,399.33
12/9	CENGAGE LEARNING	1,500.00
12/9	CITY OF ODESSA	16,381.67
12/9	COCA-COLA SOUTHWEST BEVERAGES LLC	90.00
12/9	DEBORAH MCCARTHY	1,200.00
12/9	ED PRICE	69.00
12/9	ERIC ARMIN INC	2,306.76
12/9	GARDENDALE WATER CO	212.00
12/9	GARY MCMILLAN	160.00
12/9	IMAGERY GRAPHIC SYSTEMS	369.80
12/9	KRONOS INC.	8,250.00

12/9	LEAD4WARD LLC	10,000.00
12/9	MARCH OF DIMES INC	6,410.00
12/9	MATHEO FUENTES SANTIAGO	160.00
12/9	NATHAN JUAREZ	1,000.00
12/9	NATIONAL TRAVEL SYSTEMS	10,078.89
12/9	NIMBUS DRINKING WATER SYSTEMS	360.00
12/9	ODESSA SIGN SOLUTION LLC	24.00
12/9	SWECO INC	16,626.00
12/9	SEWCO INC	1,503.42
12/9	HEATHER GONZALES	1,200.00
12/9	PETER C GORMAN	2,250.00
12/9	POCKET NURSE ENTERPRISES INC	580.43
12/9	PRENTKE ROMICH COMPANY	1,800.00
12/9	REGION 18 EDUCATION SERVICE CENTER	2,000.00
12/9	ROBERTS TRUCK CENTER OF TEXAS	581.69
12/9	SALLY POOL	160.00
12/9	SAM'S CLUB DIRECT	1,547.04
12/9	SCHOOLHOUSE DRIVELINE	716.00
12/9	SEWELL FORD INC	227.76
12/9	SWEETWATER MUSIC EDUCATION TECHNOLOGY	59.98
12/9	SYSCO USA, INC	13,962.34
12/9	TROPHY DEN	597.00
12/9	UNITED SUPERMARKET LLC	581.01
12/9	WALSH GALLEGOS TREVINO KYLE & ROBINSON PC	3,920.50
12/9	WEIDNER & PHILLIPS LTD BY F & B OPERATORS	190.00
12/9	WORLD'S FINEST CHOCOLATE INC	7,500.00
12/9	WORTHINGTON DIRECT INC	998.08
12/9	XEROX CORPORATION	13,783.92
12/9	XEROX CORPORATION	660.23
12/14	AIDE EMILIANO	43.81
12/14	AIDE GARCIA	90.94
12/14	AIR TUTORS LLC	608,517.65
12/14	ALBERT J VALENCIA	334.00
12/14	ALICIA JOHNSON	21.56
12/14	AMANDA PADILLA	56.92
12/14	AMANDA PARSONS	135.75
12/14	AMANDA VESELY	118.63
12/14	AMAZON CAPITAL SERVICES	17,562.06
12/14	ANDREA VALERO	35.56
12/14	ANGELA AGUIRRE	58.81
12/14	ANGELA ROMANO	202.76
12/14	ANNIE ARREDONDO	39.84
12/14	ANNIE ARREDONDO	61.68
12/14	ANNIE ARREDONDO	39.11
12/14	ANTHONY JOEL SOROLA	16.00
12/14	APRIL JOHNSON	122.63
12/14	ASHLEY OSBORNE	153.14
12/14	ASHLEY SELLERS	70.06
12/14	AT&T	265.32
12/14	AT&T	950.86

12/14	ATHLETIC SUPPLY INC	17,713.25
12/14	ATMOS ENERGY	65,028.94
12/14	AUTOMOTIVE MACHINE & SUPL, INC	2,497.87
12/14	BECKY RAMIREZ	56.00
12/14	BILLIE GAMBOA	59.75
12/14	BIMBO BAKERIES USA	2,371.20
12/14	BLANCA ANAYA	17.63
12/14	BLANCA ANAYA	17.63
12/14	BLUE CROSS BLUE SHIELD TEXAS	1,443.79
12/14	BRAUN BEEF & CO INC	21,537.36
12/14	BRAZOS DOOR & HARDWARE	1,415.00
12/14	BRIANNA GARCIA	10.98
12/14	BRITTANY CROWLEY	21.00
12/14	BRITTANY SWAIM	23.06
12/14	SPARKLIGHT	226.44
12/14	SPARKLIGHT	2,924.00
12/14	SPARKLIGHT	637.82
12/14	CAITLIN COUCH	37.88
12/14	CAVALLO ENERGY TEXAS LLC	123.84
12/14	CAVALLO ENERGY TEXAS LLC	99,547.98
12/14	CAROL ANN BRODERSEN	1,200.00
12/14	CAROLINA VASQUEZ	62.25
12/14	CATFISH & COMPANY	3,483.65
12/14	CDW-G	474,355.98
12/14	CDW-G	51,834.00
12/14	CECILIA KELLAR	350.00
12/14	CECILIA NUNEZ	61.69
12/14	CECILIA VENEGAS	87.63
12/14	NBCEC INC	1,226.40
12/14	CHRISTI HANSEN	32.56
12/14	CHRISTINE DOCKALL	25.31
12/14	CHRISTINE VAN SYOC	16.56
12/14	CHRISTY KENNEDY	243.00
12/14	CINERGY ENTERTAINMENT ODESSA INC	1,517.42
12/14	CITY OF ODESSA WATER DEPT	116,142.74
12/14	CLARISA ARRAS	129.82
12/14	CLAUDIA CALLEROS	6.08
12/14	CLAUDIA CALLEROS	35.75
12/14	CLINT STOWE	145.25
12/14	COMMUNITIES IN SCHOOLS OF THE PERMIAN BASIN INC	87,500.00
12/14	CRISTA MITCHEL	74.50
12/14	CRISTINA FIGUEROA	31.50
12/14	CUSTOM WHOLESALE SUPPLY INC	342.50
12/14	CYNTHIA SUE BISHOP	5,000.00
12/14	DEBRA BYNUM	50.19
12/14	DOMINO'S PIZZA	2,313.25
12/14	DS WATERS OF AMERICA INC	57.74
12/14	ECISD EDUCATION FOUNDATION	477.00
12/14	ECOLAB INC	8,089.90
12/14	ECTOR COUNTY UTILITY DISTRICT	10,441.43

12/14	ELDA BAEZA	52.06
12/14	ELIZABETH MARJASON	42.13
12/14	ELLEN SMITH	44.88
12/14	ELLEN SMITH	21.00
12/14	ELSA ENRIQUEZ	85.56
12/14	EMMANUEL HUITRON	40.75
12/14	EOFFICIAL ENTERPRISES, INC.	5,047.30
12/14	EVA FRANKS	77.56
12/14	FABIOLA SOTO	75.31
12/14	FERGUSON FACILITIES SUPPLY	1,077.12
12/14	FOCUS CARE INC	118,318.75
12/14	FIDENCIA GUTIERREZ	14.13
12/14	FIRST FINANCIAL ADMINISTRATORS	22,338.33
12/14	FIRST FINANCIAL ADMINISTRATORS	75,202.00
12/14	FIRST FINANCIAL ADMINISTRATORS	3,275.00
12/14	FIRST FINANCIAL ADMINISTRATORS	225.00
12/14	FIRST FINANCIAL ADMINISTRATORS	225.00
12/14	FIRST FINANCIAL ADMINISTRATORS	11,951.00
12/14	FIRST FINANCIAL ADMINISTRATORS	2,099.98
12/14	FIRST FINANCIAL ADMINISTRATORS	14,426.07
12/14	FIRST FINANCIAL ADMINISTRATORS	10,049.33
12/14	FIRST FINANCIAL ADMINISTRATORS	7,108.28
12/14	FIRST FINANCIAL ADMINISTRATORS	5,035.95
12/14	FIRST FINANCIAL ADMINISTRATORS	4,147.55
12/14	FIRST FINANCIAL ADMINISTRATORS	86,544.16
12/14	FORMATIVE LOOP, INC.	4,207.00
12/14	PETTY CASH	608.76
12/14	G H DAIRY	36,343.13
12/14	GARDENDALE WATER CO	206.00
12/14	GLORIA AGUILAR	350.00
12/14	GRACIE QUINTELA	33.81
12/14	GRAINGER	3,951.44
12/14	GRANDE COMMUNICATIONS NETWORK LLC	1,816.00
12/14	GRANDE COMMUNICATIONS NETWORK LLC	3,335.00
12/14	GRANDE COMMUNICATIONS NETWORK LLC	1,590.00
12/14	GUADALUPE NINO	8.06
12/14	HARRISON WELCH	350.00
12/14	HEALTH SERVICES ADMINISTRATION	544.20
12/14	HEALTH SERVICES ADMINISTRATION	23,074.11
12/14	HEATHER DRIGGERS	49.19
12/14	HEIDI L HELFERICH	15.75
12/14	HENLEY PRICE	36.00
12/14	HOME DEPOT USA INC - STORE #562	4,026.51
12/14	HORACE MANN INS CO	48.82
12/14	HOUGHTON MIFFLIN HARCOURT PUBLISHING CO	5,832.00
12/14	HUMBERTO HERNANDEZ JR	8,026.48
12/14	HURT EXTERMINATING	41,570.26
12/14	IMAGERY GRAPHIC SYSTEMS	6,768.95
12/14	ITZANA ZAVALA	30.75
12/14	JACQUELINE FRANCO	21.00

12/14	JAMES WORKMAN	180.40
12/14	JANA AVERY	53.69
12/14	JENNIFER MEILE	44.69
12/14	JNT RESOURCES PARTNERS, LP	2,884.39
12/14	JNT RESOURCES PARTNERS, LP	21,885.48
12/14	JNT RESOURCES PARTNERS LP	41,563.20
12/14	JOIE SEATON	19.94
12/14	JOSE BENAVIDES	810.00
12/14	JOSE H. RUEDAS	2,800.00
12/14	JOSEPH LUCAS	141.62
12/14	JUANITA OCON	14.06
12/14	JULIA KELTON	415.88
12/14	JULIE SORUM	227.81
12/14	KELLIE COLLINS	29.63
12/14	KELLIE WILKS	353.91
12/14	KELLY EVANS CONSTRUCTION. LLC	28,128.00
12/14	KENNEDI HERNANDEZ	135.00
12/14	KIM CHANCELLOR	276.82
12/14	KIMBERLY CARRASCO	62.44
12/14	KIMBERLY GUERRA	41.75
12/14	KRISTI EICHER	232.50
12/14	L WALLACE CONSTRUCTION CO INC	9,822.05
12/14	L WALLACE CONSTRUCTION CO INC	850,260.45
12/14	LABATT FOOD SERVICE	118,108.36
12/14	LAKRISHA RODRIGUEZ	19.50
12/14	LAURA GURLEY	127.19
12/14	LAURA SAMANIEGO	17.00
12/14	LAUREN REED	66.50
12/14	LEAD4WARD LLC	5,500.00
12/14	LILIA NANEZ	90.69
12/14	LINDE GAS & EQUIPMENT INC	40.00
12/14	LISA DONAHO	56.88
12/14	LISA HULSEY	5.63
12/14	LORENZO R MASONSONG	180.00
12/14	LOVING GUIDANCE INC	480.00
12/14	LUIS CARMONA	350.00
12/14	LYNDSAY FREEMAN	33.56
12/14	MAHIRA SALINAS	85.75
12/14	MANUELA ESCAJEDA	168.19
12/14	MARCOS FLORES	4,000.00
12/14	MARGARITA ACOSTA	86.00
12/14	MARIA ZUBIATE	62.63
12/14	MARLA HOPPINS	61.69
12/14	MAYRA LEYVA	331.07
12/14	MEGAN SNYDER	21.00
12/14	MELISSA COOPER	55.00
12/14	MELISSA QUINTELA	7.38
12/14	MICAH PETTIGREW	12.06
12/14	MINDY KAY ROGERS	173.13
12/14	MISTY HINER	30.50

12/14	MISTY STEWART	40.00
12/14	NATALIE GUARA	49.00
12/14	NATALIE THOMS	58.94
12/14	NEW MEXICO CHILD SUPPORT	300.00
12/14	NEW MEXICO CHILD SUPPORT	659.00
12/14	NOBUYUKI SHIRAISHI	150.94
12/14	NORA ISELA CRUZ	22.69
12/14	NORA ISELA CRUZ	100.69
12/14	SWECO INC	20,846.31
12/14	OHS GRAPHIC DESIGN	655.00
12/14	OLMSTED-KIRK PAPER CO	2,468.06
12/14	JERRY WORSTER	50.00
12/14	JERRY WORSTER	50.00
12/14	JERRY WORSTER	50.00
12/14	LAWREN BOYLES	50.00
12/14	LAWREN CALHOUN	50.00
12/14	MARIA MALDONADO	33.00
12/14	TEXAS HEALT OCCUPATIONS ASSOCIATION	400.00
12/14	OTIS ELEVATOR COMPANY INC	24,645.52
12/14	PATHWAYZ COMMUNICATIONS INC	5,247.14
12/14	PENSKE COMMERCIAL VEHICLES US LLC	924.74
12/14	SHANNON D GAYLOR	816.38
12/14	PERRY JOHNSON	350.00
12/14	PIRAINO CONSULTING, INC	920,652.08
12/14	PROJECT LEAD THE WAY INC	1,797.00
12/14	QA ROOFING, INC.	85,500.82
12/14	RANDY LIGHTFOOT	451.50
12/14	REBECCA MILLETT	55.82
12/14	REGION 18 EDUCATION SERVICE CENTER	19,225.00
12/14	RHONDA LONG	10.38
12/14	RHONDA LONG	40.38
12/14	RIGO NUNEZ	71.88
12/14	ROBERTS TRUCK CENTER OF TEXAS	35.94
12/14	ROCIO DAVILA	55.69
12/14	ROSA M DOMINGUEZ	43.00
12/14	SAM BROWN	300.00
12/14	THE ESCAL INSTITUTE OF ADVANCED TECHNOLOGIES INC	8,305.00
12/14	SARA COX	166.85
12/14	SARAH HARRISON	37.00
12/14	SCOTT MURI	619.15
12/14	SHALON JORDAN	53.06
12/14	SHALON JORDAN	41.75
12/14	SHEENA SALCIDO	29.06
12/14	SHIRLEY K PRICE	32.56
12/14	SIRIA DUTCHOVER	41.94
12/14	SOCORRO RODRIGUEZ	41.00
12/14	STEPHANIE EVANS	57.63
12/14	STEPHANIE VILLAVICENCIO GARCIA	37.94
12/14	STEVEN FLORES	250.00
12/14	SUL ROSS STATE UNIVERSITY	1,566.96

12/14	SWIM SHOPS OF THE SOUTHWEST	2,091.00
12/14	TERESA ESPARZA	33.63
12/14	TERESA OWENS	37.13
12/14	TEXAS EXCAVATION SAFETY SYSTEM, INC.	26.60
12/14	TEXAS STATE TEACHERS ASSOCIATION	32,317.42
12/14	TEXAS TECH UNIVERSITY	41,013.00
12/14	THE CINCINNATI LIFE INS. CO	44.51
12/14	THE CINCINNATI LIFE INS. CO	266.28
12/14	THE SUPPLY ROOM, INC	299.97
12/14	THRU CONSULTING LLC	15,642.79
12/14	TRACI AVILA	16.50
12/14	UNITED PARCEL SERVICE INC	36.00
12/14	UNITED REFRIGERATION	1,078.73
12/14	UNIVERSITY MEDICAL SUPPLY	1,175.00
12/14	US FOODS, INC.	1,035.00
12/14	VALERIE HELITON	48.25
12/14	VALERIE STILES	21.00
12/14	VANESSA G CASTRO	42.87
12/14	VANESSA G CASTRO	13.06
12/14	VICTORIA NORENA	88.56
12/14	IMPERIAL BAG & PAPER LLC	1,038.00
12/14	WEST TEXAS EDUCATORS	3,098.50
12/14	WEST TEXAS EDUCATORS	236,643.65
12/14	WHITNEY CREEKMORE	81.50
12/14	XENIA CHAMBERS	33.94
12/14	ZULEMA PALOMINO	40.19
12/14	AIR TUTORS LLC	337.50
12/14	ALL THINGS ALGEBRA	130.00
12/14	AMAZON CAPITAL SERVICES	5,549.59
12/14	DICK BLICK COMPANY	4,886.03
12/14	BLUE DAISY CONSULTING LLC	15,000.00
12/14	BOOKBINDING & LAMINATING INC	2,995.00
12/14	CDW-G	53,471.20
12/14	COMMERCIAL FOOD SERVICE	2,697.33
12/14	CULLIGAN WATER CONDITIONING OF WEST TEXAS	355.00
12/14	CURRICULUM ASSOCIATES INC	6,900.00
12/14	DELIA ESPARZA	40.58
12/14	ED PRICE	1,539.00
12/14	G T DISTRIBUTORS INC	2,532.49
12/14	GABRIELA GRANADO	220.00
12/14	HARMONY HOME CHILDREN'S ADVOCACY CENTER	1,100.00
12/14	HECTOR GUERRERO	40.58
12/14	HILLER PRINTING	200.00
12/14	ID PLUS LLC	2,524.00
12/14	IMAGERY GRAPHIC SYSTEMS	823.66
12/14	IMAGINE LEARNING LLC	2,920.00
12/14	INK LION DESIGNS, LLC	1,450.74
12/14	ISTOSVISIO INC	20,000.00
12/14	KEVIN D BALLARD INC	3,178.20
12/14	JD PALATINE LLC	139.65

12/14	LA MARGARITA	840.00
12/14	LEAD4WARD LLC	4,500.00
12/14	LINDE GAS & EQUIPMENT INC	1,676.27
12/14	LONE STAR LEARNING	6,518.00
12/14	LUNCH MONY INC	203.32
12/14	MELISSA GRIZZELL	40.58
12/14	N-TUNE MUSIC & SOUND INC	14,277.59
12/14	NATIONAL TRAVEL SYSTEMS	434.97
12/14	NCS PEARSON INC	2,581.96
12/14	NICOLE BATISTE	6,850.00
12/14	SWECO INC	14,410.62
12/14	OPAL BOOZ & ASSOC	2,506.50
12/14	PROJECT LEAD THE WAY INC	66.00
12/14	REGION 18 EDUCATION SERVICE CENTER	1,430.00
12/14	SAM'S CLUB DIRECT	105.40
12/14	SCHOOLHOUSE DRIVELINE	716.00
12/14	SOUTHERN MAID DONUTS	63.00
12/14	STERICYCLE	405.70
12/14	STONE TOWER GRAFIX	6,095.75
12/14	SWIM SHOPS OF THE SOUTHWEST	655.00
12/14	SYLVIA MARQUEZ	40.58
12/14	TEXAS BOOK COMPANY	4,500.00
12/14	TENNIS OUTLET	2,178.45
12/14	TASB, INC	1,350.00
12/14	TEXAS ASSOCIATION OF SCHOOL ADMINISTRATORS	679.00
12/14	TEXEDNEWS INC.	215.00
12/14	THE LINCOLN ELECTRIC COMPANY	980.00
12/14	THE SUPPLY ROOM, INC	11,399.19
12/14	UNITED PARCEL SERVICE INC	36.00
12/14	UNITED SUPERMARKET LLC	795.32
12/14	VERIZON WIRELESS SERVICES LLC	2,849.74
12/14	WHITE HOUSE MEAT MARKET	1,302.57
12/14	XEROX CORPORATION	21,090.18
1/4	ALAN WILLIAMS	149.00
1/4	ALBERT VALENCIA JR	49.68
1/4	AMANDA ROWAN	109.00
1/4	AMAZON CAPITAL SERVICES	44,563.57
1/4	AMELIA WASSEL	2,281.98
1/4	AMERICAN FAMILY LIFE & CANCER	60.40
1/4	AMERICAN FAMILY LIFE & CANCER	12.00
1/4	ANDREA CORDERO	1,102.97
1/4	ANGELICA MORENO	141.39
1/4	ANNIE NELSON	170.69
1/4	ANTHONY SCOTT	111.06
1/4	ARLENE DENNEY	10.48
1/4	ARTHUR J. GALLAGHER RISK MANAGEMENT SERVICES, INC.	3,215,933.60
1/4	ASSOCIATION OF TEXAS	2,251.04
1/4	ATKINS HOLLMAN JONES PEACOCK	19,343.02
1/4	AUDIO ACOUSTICS HEARING CENTERS	550.00
1/4	AUSTIN TREVINO	781.00

1/4	AUSTIN TREVINO	1,058.00
1/4	AUSTIN TREVINO	585.00
1/4	DUSTIN RAY GREENLEE	276.00
1/4	BECKY QUIROZ	117.87
1/4	BECKY RAMIREZ	20.06
1/4	BIG DADDY'S	744.65
1/4	BIMBO BAKERIES USA	2,874.24
1/4	DICK BLICK COMPANY	2,313.41
1/4	BLUE STAR BUS SALES LTD	202.82
1/4	BRAKES AND WHEELS INC.	1,371.17
1/4	BRAZOS DOOR & HARDWARE	1,295.00
1/4	BRIDGETTE CASAS	60.88
1/4	BRUNSON FAMILY BBQ	884.00
1/4	SPARKLIGHT	3,005.88
1/4	CAITLIN BOAL	70.94
1/4	CASHWAY WEST, INC.	39.58
1/4	CATFISH & COMPANY	3,483.65
1/4	CDW-G	167,568.90
1/4	CECILIA KELLAR	250.00
1/4	CELESTE POTTER	102.88
1/4	CENTURY RESOURCES LLC	3,464.84
1/4	NBCEC INC	999.26
1/4	CHRISTAN PUGH	109.00
1/4	CHRISTINE MASON CONSULTING	2,828.57
1/4	CHYREE LEMASTER	663.00
1/4	COCA-COLA SOUTHWEST BEVERAGES LLC	150.03
1/4	COFIROUTE CORPORATIO	21.12
1/4	COLLEGE BOARD INSTITUTIONS	71,400.00
1/4	COURTNEY HALLCY	10.00
1/4	CREIGHTON REED	700.00
1/4	CULLIGAN WATER CONDITIONING OF WEST TEXAS	258.00
1/4	CYNTHIA SUE BISHOP	850.00
1/4	CYNTHIA SUE BISHOP	1,650.00
1/4	DEANNA MCBRIDE	61.31
1/4	DERRON GATEWOOD	1,350.00
1/4	DOMINO'S PIZZA	2,699.25
1/4	DS WATERS OF AMERICA INC	45.52
1/4	EDUCATION CAREER ALTERNATIVE PROGRAM, LTD	390.00
1/4	ELICEO ORTIZ	475.00
1/4	ELUMA LLC	60,995.00
1/4	EMILEE TRAMMEL	132.39
1/4	RANDAL D GLENN	10,200.40
1/4	FAMILY & CONSUMER SCIENCES	26.00
1/4	FAT HEAD MEAT COMPANY	3,100.00
1/4	FIRST FINANCIAL ADMINISTRATORS	21,364.61
1/4	FIRST FINANCIAL ADMINISTRATORS	34,741.92
1/4	FIRST FINANCIAL ADMINISTRATORS	1,697.22
1/4	FIRST FINANCIAL ADMINISTRATORS	11,007.06
1/4	FIRST FINANCIAL ADMINISTRATORS	28,009.83
1/4	FIRST FINANCIAL ADMINISTRATORS	123,526.99

1/4	FIRST FINANCIAL ADMINISTRATORS	3,229.47
1/4	JACQUELINE H LIGHT	1,600.00
1/4	FRANCESCA FLORANCE	49.94
1/4	G H DAIRY	21,457.97
1/4	GARDENDALE WATER CO	248.00
1/4	GOODSON SERVICE COMPANY	240.00
1/4	GRAINGER	709.24
1/4	GREGORIO ALVARADO	100.00
1/4	HAPPY GRINGO LLC	2,271.92
1/4	HEATHER DRIGGERS	62.17
1/4	HENRY R CANAS	35.00
1/4	HOMETOWN TICKETING INC	660.00
1/4	HOUSTON ISD	1,265.51
1/4	HUBERT COMPANY	11,047.52
1/4	JAIME MILLER	90.00
1/4	JANICE CRAWFORD	3,000.00
1/4	JESUS VALERIANO	165.00
1/4	JOHN BENTON	20.56
1/4	JUDITH CAWLEY	23.85
1/4	JULIE DRAINER	92.88
1/4	KAMYE SMITH	109.00
1/4	KARISSA SLUUS	250.00
1/4	KAY'S EMBLEMS INC	243.00
1/4	KELLEE THORPE	3,530.00
1/4	KELLY EVANS CONSTRUCTION. LLC	41,864.00
1/4	LA MARGARITA	179.50
1/4	LABATT FOOD SERVICE	66,678.26
1/4	LAURA SIKES	162.34
1/4	LAURLYN SMITH	756.82
1/4	LAWNMOWER SALES AND SERVICE, INC	884.88
1/4	LEAD4WARD LLC	1,537.00
1/4	LESLIE WILSON	17.83
1/4	LILIA NANEZ	90.00
1/4	LINDE GAS & EQUIPMENT INC	497.25
1/4	LISA WILLS	90.00
1/4	LOVING GUIDANCE INC	1,886.00
1/4	LUIS CARMONA	475.00
1/4	LUNCH MONY INC	357.23
1/4	MACKENZIE WEATHERFORD	98.56
1/4	MARIA ORTIZ	390.80
1/4	MARIVEL CORRALES	56.19
1/4	MARK BENNETT	8,097.67
1/4	MARK KNOX FLOWERS	140.00
1/4	MAURICIO MARQUEZ	90.00
1/4	MDT ALLSTAR CLEANERS	10.00
1/4	MICHAEL FLAX	828.00
1/4	MICHAEL HAWLEY	100.00
1/4	MICHAEL JOE WILLIAMSON	19.25
1/4	N-TUNE MUSIC & SOUND INC	6,987.61
1/4	NATIONAL ASSOCIATION OF SCHOOL NURSES	1,237.50

1/4	NATIONAL TRAVEL SYSTEMS	5,882.00
1/4	NETSYNC NETWORK SOLUTIONS	26,500.00
1/4	NIMBUS DRINKING WATER SYSTEMS	282.00
1/4	ODESSA SUB CHAPTER BASKETBALL	500.00
1/4	SWECO INC	37,063.53
1/4	SEWCO INC	16.79
1/4	OPAL BOOZ & ASSOC	579.72
1/4	PATRICIA LOGAN	53.81
1/4	PAULINA FOWLER	57.44
1/4	SHANNON D GAYLOR	265.00
1/4	PETROLEUM TRADERS CORPORATION	63,006.14
1/4	PIRAINO CONSULTING, INC	43,772.48
1/4	PRESENCE LEARNING INC	1,844.00
1/4	PRISCILLA HERNANDEZ	250.00
1/4	REGION 18 EDUCATION SERVICE CENTER	375,358.00
1/4	REGION 18 EDUCATION SERVICE CENTER	300.00
1/4	REGION 18 EDUCATION SERVICE CENTER	400.00
1/4	ROBERT AVOSSA	5,000.00
1/4	ROBERTS TRUCK CENTER OF TEXAS	444.48
1/4	ROBIN FAWCETT	49.68
1/4	ROSAS CAFE / BOBBY COX Co.	592.73
1/4	ROSAS CAFE / BOBBY COX Co.	352.06
1/4	SAM BROWN	250.00
1/4	SAM'S CLUB DIRECT	962.86
1/4	SANDRA BANDA	49.68
1/4	SARAH R AGUIRRE	100.19
1/4	SARAH R AGUIRRE	70.63
1/4	SELSA LERMA	167.45
1/4	SEWELL FORD INC	104.65
1/4	SHERWIN WILLIAMS	2,316.08
1/4	SIRIUS EDUCATION SOLUTIONS LLC	73,200.00
1/4	SOCORRO RODRIGUEZ	29.81
1/4	STACI STEPHENS ASHLEY	104.38
1/4	STEVE BROWN	421.46
1/4	STONE TOWER GRAFIX	374.50
1/4	STONE TOWER GRAFIX	1,940.00
1/4	SUSAN BUTLER	840.00
1/4	SUSAN HENDRICKS	58.92
1/4	SUSAN HENDRICKS	463.75
1/4	SUSAN TAYLOR	10.48
1/4	SWEET PIZZA LLC	91.98
1/4	SYSCO USA, INC	58,666.00
1/4	TERESA HUERTA	2,579.92
1/4	TERESA WILLISON	109.00
1/4	TEXAS AFT AMP	332.50
1/4	TEXAS ASSOCIATION OF SECONDARY SCHOOL PRINCIPALS	81.00
1/4	TEXAS CLASSROOM TEACHERS ASSOC	5,087.00
1/4	TEXAS DEPARTMENT OF PUBLIC SAFETY	106.00
1/4	TEXAS ELEMENTARY PRINCIPALS & SUPERVISORS ASSOC	406.13
1/4	TEXAS INDUSTRIAL VOCATIONAL ASSOCIATION	96.50

1/4	TEXAS LIFE INSURANCE CO	116,498.69
1/4	TEXAS STATEWIDE NETWORK OF ASSESSMENT PROFESSIONAL	40.00
1/4	TEXAS STATEWIDE NETWORK OF ASSESSMENT PROFESSIONAL	40.00
1/4	TEXAS TECH	1,000.00
1/4	TEXAS TECH HEALTH SCIENCES CTR	45,000.00
1/4	TEXAS TECH HEALTH SCIENCES CENTER	1,000.00
1/4	THE HON COMPANY LLC C/O OFFICEWISE	1,726.58
1/4	THE LITTLE SIGN COMPANY INC	1,160.00
1/4	THE MCCRELESS COMPANY	594.28
1/4	THE RON CLARK ACADEMY	1,990.00
1/4	TRACEY BORCHARDT	212.50
1/4	TYLER TECHNOLOGIES INC	99,747.46
1/4	UNITED REFRIGERATION	2,059.36
1/4	UNITED WAY OF ODESSA	5,661.62
1/4	US FOODS, INC.	1,225.44
1/4	VALERIE RIVERA	209.00
1/4	VANIA HERNANDEZ	10.48
1/4	VERIZON WIRELESS SERVICES LLC	1,417.18
1/4	IMPERIAL BAG & PAPER LLC	28,234.62
1/4	WHITE HOUSE MEAT MARKET	411.75
1/4	WILLIAM KENT MCCORD	67.96
1/4	WILLIAMS PAVING & EXCAVATION. INC	6,500.00
1/4	WORLD'S FINEST CHOCOLATE INC	10,020.00
1/4	XEROX CORPORATION	7,359.01
1/11	ACCELERATION ACADEMIES	124,762.00
1/11	AIR TUTORS LLC	608,697.65
1/11	ALMA D GUERRERO	1,200.00
1/11	ALYSSA GRAFT	127.00
1/11	AMANDA ROWAN	382.86
1/11	AMAZON CAPITAL SERVICES	41,307.36
1/11	AMERICAN EXPRESS	5,139.10
1/11	ANGELO STATE UNIVERSITY	2,243.95
1/11	ANGELO STATE UNIVERSITY	4,493.95
1/11	ANGELO STATE UNIVERSITY	3,493.95
1/11	ANGELO STATE UNIVERSITY	3,493.95
1/11	ANGELO STATE UNIVERSITY	4,493.95
1/11	ANGELO STATE UNIVERSITY	3,493.95
1/11	ANH NGUYEN	35.50
1/11	APPLE, INC	18,054.00
1/11	ATKINS HOLLMAN JONES PEACOCK	5,280.00
1/11	B&H FOTO ELECTRONICS CORPORATION	29.00
1/11	BALS DURHAM LP	11,350.00
1/11	BATTERSHELL VETERINARY SERVICES	172.00
1/11	BERKSHIRE PRODUCTION SUPPLY LLC	205.91
1/11	BIMBO BAKERIES USA	912.00
1/11	BLAIR LAWSON	256.00
1/11	DICK BLICK COMPANY	87.50
1/11	BLUE STAR BUS SALES LTD	1,952.03
1/11	BOOKBINDING & LAMINATING INC	558.37
1/11	BRAUN BEEF & CO INC	147,692.84

1/11	BRAZOS DOOR & HARDWARE	20,620.00
1/11	BRAZOS FOREST PRODUCTS	12,590.60
1/11	BRIANNA MCDOWELL	256.00
1/11	BRUNSON FAMILY BBQ	233.34
1/11	SPARKLIGHT	233.43
1/11	SPARKLIGHT	246.56
1/11	CASHWAY WEST, INC.	135.71
1/11	CDW-G	26,496.67
1/11	CELESTE POTTER	175.00
1/11	NBCEC INC	87.60
1/11	CHRISTOPHER SOTO	250.00
1/11	CITY OF ODESSA	10,764.00
1/11	COCA-COLA SOUTHWEST BEVERAGES LLC	737.04
1/11	COLLEGE BOARD INSTITUTIONS	56,173.00
1/11	CONTROL TECHNOLOGIES INC	49,063.41
1/11	CORRAL ENVIRONMENTAL CONSULTING, LLC	1,800.00
1/11	CRYSTAL MARQUEZ	410.67
1/11	CULLIGAN WATER CONDITIONING OF WEST TEXAS	577.37
1/11	CUSTOM WHOLESALE SUPPLY INC	539.43
1/11	D.S FABELAS RESTAURANT LLC	1,081.75
1/11	DAMIAN GAYTAN	192.00
1/11	DAVID LAY	9,333.10
1/11	DELESA STYLES	991.30
1/11	DENISE DELOERA	431.96
1/11	DOMINO'S PIZZA	1,454.25
1/11	DS WATERS OF AMERICA INC	20.08
1/11	DUAL LANGUAGE EDUCATION OF NEW MEXICO	6,090.00
1/11	EDMIS: EDUCATION MANAGEMENT INFORMATION	1,150.00
1/11	ELLEN NOEL ART MUSEUM	3,500.00
1/11	EMMANUEL HUITRON	20.81
1/11	EPALLET INC	30,429.00
1/11	ERIC GARCIA	3,430.96
1/11	ERIKA POCATERRA	383.96
1/11	FEDEX	43.72
1/11	FERGUSON FACILITIES SUPPLY	4,869.85
1/11	FISHER SCIENTIFIC	235.10
1/11	FORDE-FERRIER EDUCATIONAL SERVICE	25,185.00
1/11	G H DAIRY	25,267.00
1/11	GABRIELA GRANADO	120.00
1/11	GARDENDALE WATER CO	204.00
1/11	GEORGINA FIGUEROA	402.00
1/11	GOODSON SERVICE COMPANY	425.00
1/11	GRAINGER	7,071.00
1/11	HASKELL RESTURANT GROUP2 LLC	1,600.00
1/11	HORTENCIA DEL BOSQUE	201.61
1/11	AGILE SPORTS TECHNOLOGIES INC	20,800.00
1/11	HUGHES SERVICES FLOORING, LP	3,976.00
1/11	HUMBERTO HERNANDEZ JR	21,547.72
1/11	HURT EXTERMINATING	60,675.00
1/11	I-CAR	50.00

1/11	INSOURCE INSURANCE GROUP, LLC	71.00
1/11	INTERCULTURAL DEVELOPMENTAL	20,000.00
1/11	JD PALATINE LLC	79.95
1/11	JEFF WHITAKER	602.60
1/11	JEFF WHITAKER	486.92
1/11	JERIMIE HERNANDEZ	660.00
1/11	JOHN BENTON	229.10
1/11	JULIE LOERA	127.00
1/11	JUMBURRITO	99.80
1/11	KAY'S EMBLEMS INC	1,019.75
1/11	KIMBERLY BRYER	61.56
1/11	KRONOS INC.	8,250.00
1/11	LABATT FOOD SERVICE	77,595.89
1/11	LEAD4WARD LLC	7,195.00
1/11	LINDA GONZALES	81.19
1/11	LINDE GAS & EQUIPMENT INC	1,276.96
1/11	LISA WILLS	161.00
1/11	LORENZO R MASONSONG	34.44
1/11	LOVING GUIDANCE INC	72.00
1/11	LOWE'S	2,790.63
1/11	LUIS CARMONA	200.00
1/11	LUISANA MAURICIO	15.63
1/11	MARBLESOFT	5,912.39
1/11	MARK BENNETT	3,700.00
1/11	MARQUEE ALLISON	200.00
1/11	MATHEO FUENTES SANTIAGO	280.00
1/11	MICHAEL FLAX	1,491.00
1/11	MIDLAND-ODESSA SYMPHONY	4,000.00
1/11	MIGUEL TORRES	63.06
1/11	N-TUNE MUSIC & SOUND INC	1,268.44
1/11	NAOMI FUENTES	1,660.81
1/11	NASCO EDUCATION LLC	1,136.00
1/11	NATIONAL INSTITUTE FOR EXCELLENCE IN TEACHING	5,500.00
1/11	NCS PEARSON INC	1,509.90
1/11	NETSYNC NETWORK SOLUTIONS	55,800.90
1/11	NIMBUS DRINKING WATER SYSTEMS	73.00
1/11	NUNEZ FENCE	7,900.00
1/11	ODESSA FAMILY YMCA	61,251.00
1/11	ODESSA SIGN SOLUTION LLC	25.00
1/11	SWECO INC	2,331.86
1/11	OLIVIA PORRAS	52.25
1/11	TARA POPE	240.00
1/11	OTIS ELEVATOR COMPANY INC	1,247.00
1/11	LANA J PENLEY	4,000.00
1/11	PENSKE COMMERCIAL VEHICLES US LLC	313.00
1/11	SHANNON D GAYLOR	7,875.00
1/11	PERMIAN MOVERS, INC.	773.00
1/11	PETROLEUM TRADERS CORPORATION	31,193.68
1/11	PETROPLEX OFFICE SUPPLY, INC.	375.95
1/11	PIRAINO CONSULTING, INC	5,049.00

1/11	PRESENCE LEARNING INC	3,277.88
1/11	PRO SOURCE SPECIALTIES LLC	742.00
1/11	PROJECT LEAD THE WAY INC	33.00
1/11	R WATER LLC	262.50
1/11	REGION 18 EDUCATION SERVICE CENTER	195,174.00
1/11	REMIND101 INC	5,172.75
1/11	RICHARD VAN PELT	34.44
1/11	ROBERTS TRUCK CENTER OF TEXAS	77.32
1/11	ROSAS CAFE / BOBBY COX Co.	500.86
1/11	ROSELL D CAUFIELD	2,600.00
1/11	SAM BROWN	325.00
1/11	SAM'S CLUB DIRECT	689.16
1/11	SEWELL FORD INC	393.01
1/11	SHERWIN WILLIAMS	17,820.00
1/11	CENTERING ON CHILDREN	1,648.15
1/11	SKILLSUSA INC	40.00
1/11	SKILLSUSA TEXAS	240.00
1/11	SOUTHWEST TEXAS EQUIPMENT DISTRIBUTORS, INC	389,715.00
1/11	STERICYCLE	324.85
1/11	STEWART & STEVENSON LLC	846.42
1/11	STONE TOWER GRAFIX	1,383.25
1/11	SUSAN HENDRICKS	90.00
1/11	KIRSTEN DANIELLE YBARRA	2,100.00
1/11	SWIM SHOPS OF THE SOUTHWEST	837.50
1/11	SYDNEY GARCIA	331.96
1/11	SYSCO USA, INC	32,569.92
1/11	FRANK E GOMEZ	6,000.00
1/11	TEXAS ACADEMIC DECATHLON FOUNDATION	650.00
1/11	TEXAS ASSOCIATION FOR THE GIFTED & TALENTED	1,227.00
1/11	TASB, INC	251.00
1/11	TEXAS ASSOCIATION OF SECONDARY SCHOOL PRINCIPALS	270.00
1/11	TEXAS EXCAVATION SAFETY SYSTEM, INC.	21.85
1/11	TEXAS SCOTTISH RITE HOSPITAL	3,450.00
1/11	TEXAS TECH	8,115.00
1/11	THE SCIENCE PENGUIN	999.00
1/11	THE SUPPLY ROOM, INC	299.97
1/11	TODD BERRIDGE	2,772.40
1/11	TROPHY DEN	30.00
1/11	TRUE NORTH CONSULTING GROUP LLC	1,969.60
1/11	TUXEDO CONNECT LLC	1,254.52
1/11	UNITED PARCEL SERVICE INC	169.87
1/11	UNITED REFRIGERATION	85.95
1/11	THE UNIVERSITY OF TEXAS AT AUSTIN	1,500.00
1/11	UNIVERSITY OF TX-PERMIAN BASIN	3,373.91
1/11	THE UNIVERSITY OF TEXAS AT AUSTIN	1,500.00
1/11	VERIZON WIRELESS SERVICES LLC	11,018.78
1/11	IMPERIAL BAG & PAPER LLC	27,456.76
1/11	WEST TEXAS EDUCATORS	3,098.50
1/11	WORLD'S FINEST CHOCOLATE INC	22,520.00
1/11	XEROX CORPORATION	2,476.04

1/11	YVETTE ABILA	387.90
12/8	PCARX LLC	20,872.00
12/8	PCARX LLC	164,973.66
12/8	THIRD FUTURE SCHOOLS TEXAS	986,846.00
12/8	AETNA LIFE INSURANCE COMPANY	368,838.14
12/8	WELLSPRING TELEHEALTH	11,182.50
12/8	UTPB	269,089.00
12/15	AETNA LIFE INSURANCE COMPANY	272,536.28
12/15	PCARX LLC	125,143.71
12/15	AETNA LIFE INSURANCE COMPANY	105,956.80
12/15	JNT RESOURCES PARTNERS LP	28,125.60
1/3	AETNA LIFE INSURANCE COMPANY	528,444.03
1/3	PCARX LLC	154,819.91
1/5	PCARX LLC	78,815.08
1/5	PCARX LLC	88,907.38
1/5	PCARX LLC	201,204.23
1/5	CAREATC INC	96,039.32
1/5	CAREATC INC	4,472.00
1/5	AETNA LIFE INSURANCE COMPANY	326,270.54
1/5	AETNA LIFE INSURANCE COMPANY	483,191.24
1/5	AETNA LIFE INSURANCE COMPANY	77,601.44
1/5	CAREATC INC	5,416.67

TOTAL NUMBER OF CHECKS WRITTEN FOR DISTRICT	917
TOTAL AMOUNT WRITTEN FOR DISTRICT	18,008,234.75



Request for Approval of Acceptance of Donations over \$10,000

In accordance with policy CDC (local), Ector County ISD is requesting approval to receive the following donations greater than \$10,000.

Amount	Fund	From	Description
\$110,000	482	Education Foundation	PHS Auditorium Sound Booth and equipment
\$12,500	199	Education Foundation	Portion of grant writer salary
\$10,000	199	Dan and Hermine Hemphill Charitable Foundation	Items for students in need

003

Ector County ISD
068901
OTHER REVENUES:
GRANTS FROM PRIVATE SOURCES



OUR students. THE future

ECTOR COUNTY INDEPENDENT SCHOOL DISTRICT
Odessa, Texas

CDC
(EXHIBIT)A

TO: Chief Financial Officer
FOR: Recommendation to Accept Donation/Gift
FROM: Dr. Delesa Styles
Principal OR Director
Permian High School
School OR Department

Education Foundation of Odessa Jay Arrick, President

Name of Donor (if organization, please include name of president)
PO Box 951 Odessa Texas 79760
Mailing address City State Zip Code

has offered a donation or gift in the following category: Donation/Gift (describe below)

Description of Donation/Gift	Value*	Purpose of Donation
Permian HS Auditorium Sound Booth	\$62,918	Relocate and Build New Sound Booth for PHS Auditorium
Projector - Sony VPLFH2131L/W	\$21,400	Permian HS Sound Booth Equipment
Sequencer - Furman CS1800S	\$744	Permian HS Sound Booth Equipment
BlueRay - Denon DN500BDMKII	\$499	Permian HS Sound Booth Equipment
Switcher - Kramer VP440H2	\$2,400	Permian HS Sound Booth Equipment
Camera - Sony SRG300WW	\$3,079	Permian HS Sound Booth Equipment
Controller - Sony RMIP10	\$2,060	Permian HS Sound Booth Equipment
Light Board - ION XE 20-2K	\$16,900	Permian HS Sound Booth Equipment

\$110,000 Total

*Values assigned for donation of equipment or services is for internal reporting purposes only. This value may not be used as an appraisal value for IRS purposes.

Permission is requested to accept this donation/gift for our school/department. The donor understands that the donation/gift will become the property of the Ector County Independent School District and will be under the jurisdiction of the school/department in accordance with School Board Policy and administrative rules and regulations. Approved donation/gift should be added to fixed assets inventory if applicable.

REMARKS:

Approval Disapproval Delesa Styles 12-15-22
PRINCIPAL / DIRECTOR Date

Approval Disapproval Celeste Potter 12-15-22
DIRECTOR OF DEVELOPMENT Date

Approval Disapproval D. Atkins 1/6/23
CHIEF FINANCIAL OFFICER Date

(The following approval required for a single donation/gift of \$10,000 or more:

Approval Disapproval _____
SUPERINTENDENT OF SCHOOLS Date

Ector County ISD
068901
OTHER REVENUES:
GRANTS FROM PRIVATE SOURCES



CDC
(EXHIBIT)A

ECTOR COUNTY INDEPENDENT SCHOOL DISTRICT
Odessa, Texas

TO: Chief Financial Officer

FOR: Recommendation to Accept Donation/Gift

FROM: _____ / _____
Principal OR Celeste Potter
Director
_____/_____
School OR Director
Department

Education Foundation of Odessa Lisa Wyman, President
Name of Donor (if organization, please include name of president)
PO Box 951 Odessa Texas 79760
Mailing address City State Zip Code

has offered a donation or gift in the following category: Donation/Gift (describe below)

Description of Donation/Gift	Value*	Purpose of Donation
Check# 3188	\$ 12,500.00	Grant Writer Salary (Year 3 157.4)
	\$	
	\$	

*Values assigned for donation of equipment or services is for internal reporting purposes only. This value may not be used as an appraisal value for IRS purposes.

Permission is requested to accept this donation/gift for our school/department. The donor understands that the donation/gift will become the property of the Ector County Independent School District and will be under the jurisdiction of the school/department in accordance with School Board Policy and administrative rules and regulations. Approved donation/gift should be added to fixed assets inventory if applicable.

REMARKS: _____

() Approval () Disapproval _____
PRINCIPAL / DIRECTOR Date

(x) Approval () Disapproval Celeste Potter 1-11-23
DIRECTOR OF DEVELOPMENT Date

() Approval () Disapproval [Signature] 1/12/23
CHIEF FINANCIAL OFFICER Date
(The following approval required for a single donation/gift of \$10,000 or more)

() Approval () Disapproval _____
SUPERINTENDENT OF SCHOOLS Date

Memo

To: Deborah Ottmers, Chief Financial Officer

From: Celeste Potter, Education Foundation

Date: January 11, 2023

Re: Donation

Message:

The Education Foundation Board of Directors has committed to donating \$50,000/year for 3 years to ECISD to cover costs surrounding the ECISD Grant Writer position. This donation will be disbursed in quarterly installments of \$12,500/each. Enclosed is check# 3188 which is the Foundation's first installment for 2023 which is Year 3 of the Foundation's commitment.

Any unused funds should be returned to the Education Foundation.



Ector County ISD
068901
OTHER REVENUES:
GRANTS FROM PRIVATE SOURCES



CDC
(EXHIBIT)A

OUR students...THE future

ECTOR COUNTY INDEPENDENT SCHOOL DISTRICT
Odessa, Texas

TO: Chief Financial Officer

FOR: Recommendation to Accept Donation/Gift

FROM: _____ / SCOTT RANDOLPH
Principal OR Director

School OR COMMUNITY OUTREACH CENTER
Department

DAN AND HELMINE HEMPHILL CHARITABLE FOUNDATION INC. (VOM KOYA)
Name of Donor (if organization, please include name of president)
P.O. Box 3627 ODESSA TX 79760
Mailing address City State Zip Code

has offered a donation or gift in the following category: Donation/Gift (describe below)

Description of Donation/Gift	Value*	Purpose of Donation
<u>CHECK</u>	<u>\$ 10,000</u>	<u>ITEMS FOR STUDENTS IN NEED IN ECISD</u>
	\$	<u>EX: SCHOOL SUPPLIES, UNIFORMS, E-2 RIDER</u>
	\$	<u>PASIES</u>

*Values assigned for donation of equipment or services is for internal reporting purposes only. This value may not be used as an appraisal value for IRS purposes.

Permission is requested to accept this donation/gift for our school/department. The donor understands that the donation/gift will become the property of the Ector County Independent School District and will be under the jurisdiction of the school/department in accordance with School Board Policy and administrative rules and regulations. Approved donation/gift should be added to fixed assets inventory if applicable.

REMARKS: _____

Approval () Disapproval Scott Randolph 1/4/23
PRINCIPAL / DIRECTOR Date

Approval () Disapproval Celeste Patten 1-5-23
DIRECTOR OF DEVELOPMENT Date

Approval () Disapproval Scott Randolph _____
CHIEF FINANCIAL OFFICER Date
(The following approval required for a single donation/gift of \$10,000 or more)

() Approval () Disapproval _____
SUPERINTENDENT OF SCHOOLS Date

301 E. Clements
Odessa, Texas 79761
456-8569



Scott Randolph

1/4/2023

Please deposit the check below to account #199-11-6399-00-856-11-.

Dan and Hermine Hemphill Charitable Foundation Inc. \$10,000

Sincerely,

Scott Randolph
Director of Community Support Services
432.456.8569

**DAN AND HERMINE HEMPHILL
CHARITABLE FOUNDATION INC**

P.O. BOX 3627
ODESSA, TX 79760

1551

30-9/1140
806

PAY
TO THE
ORDER OF

DATE

12/29/22

ECISD Community Outreach Center \$10,000.⁰⁰
Ten Thousand Dollars

DOLLARS

Security
Features
Details on
Back.



FOR

2022 Donation

⑈001551⑈ ⑆114000093⑆ 579905337⑈



JOINT PUBLIC HEARING WITH DISTRICT CONTINUOUS IMPROVEMENT TEAM ON DISTRICT ANNUAL PERFORMANCE REPORT

The District must hold a public hearing to discuss the District's annual report that includes the TAPR, District accreditation status, campus performance objectives, information on violent or criminal incidents, and performance of the previous year's graduates in their first year of college as reported by the Texas Higher Education Coordinating Board.

Annual Performance Report Public Hearing January 17, 2023

62

2021-2022 District Performance

2021-2022 Texas Academic Performance Reporting System Public Hearing

Dr. Jessica Gore: Executive Director of Accountability

jessica.gore@ectorcounttyisd.org



7 Sections to the Annual Report

1. 2021-2022 Texas Academic Report (PDF TAPR)
2. PEIMS Financial Standard Report (2021-2022 Financial Actual Report)
3. 2021-2022 District Accreditation Status
4. Campus Performance Objectives
5. Report on Violent or Criminal Incidents on Campuses
6. Student Performance in Postsecondary Institutions
7. 2021-2022 TAPR Glossary

63

Section 1: 2020-21 Texas Academic Report (TAPR)

TAPR is published in two different formats:

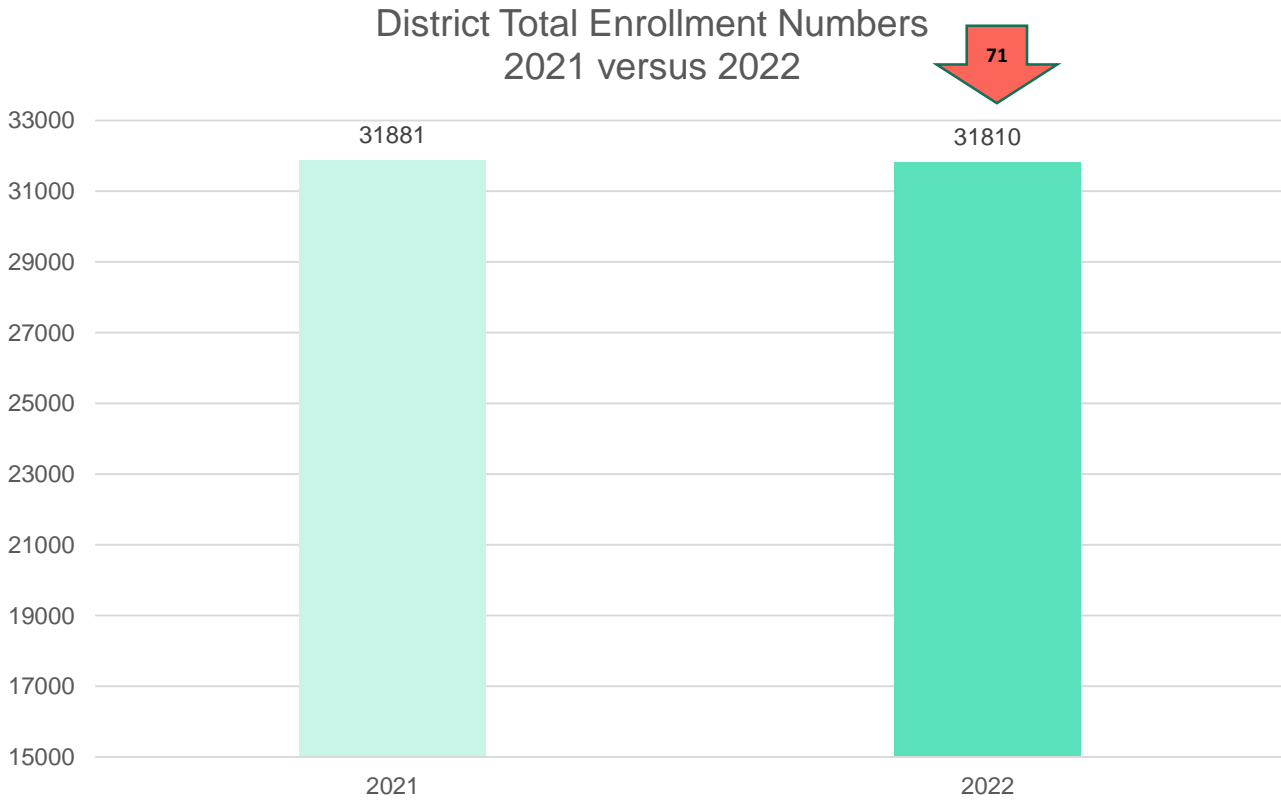
Two-year lagging data for most data points: 2019-2020 COVID-Effect

A PDF version (the PDF TAPR)	Compiled by TEA for every district and campus using:
Designed to allow school districts to fulfill their public notification requirements (i.e., this Annual Report)	Public Education Information Management System (PEIMS)
Only includes major statutorily-required data points	Student Assessment Data

64



Section 1: District Profile



2023 Current Enrollment
(as of 12/15/22): **33,185**

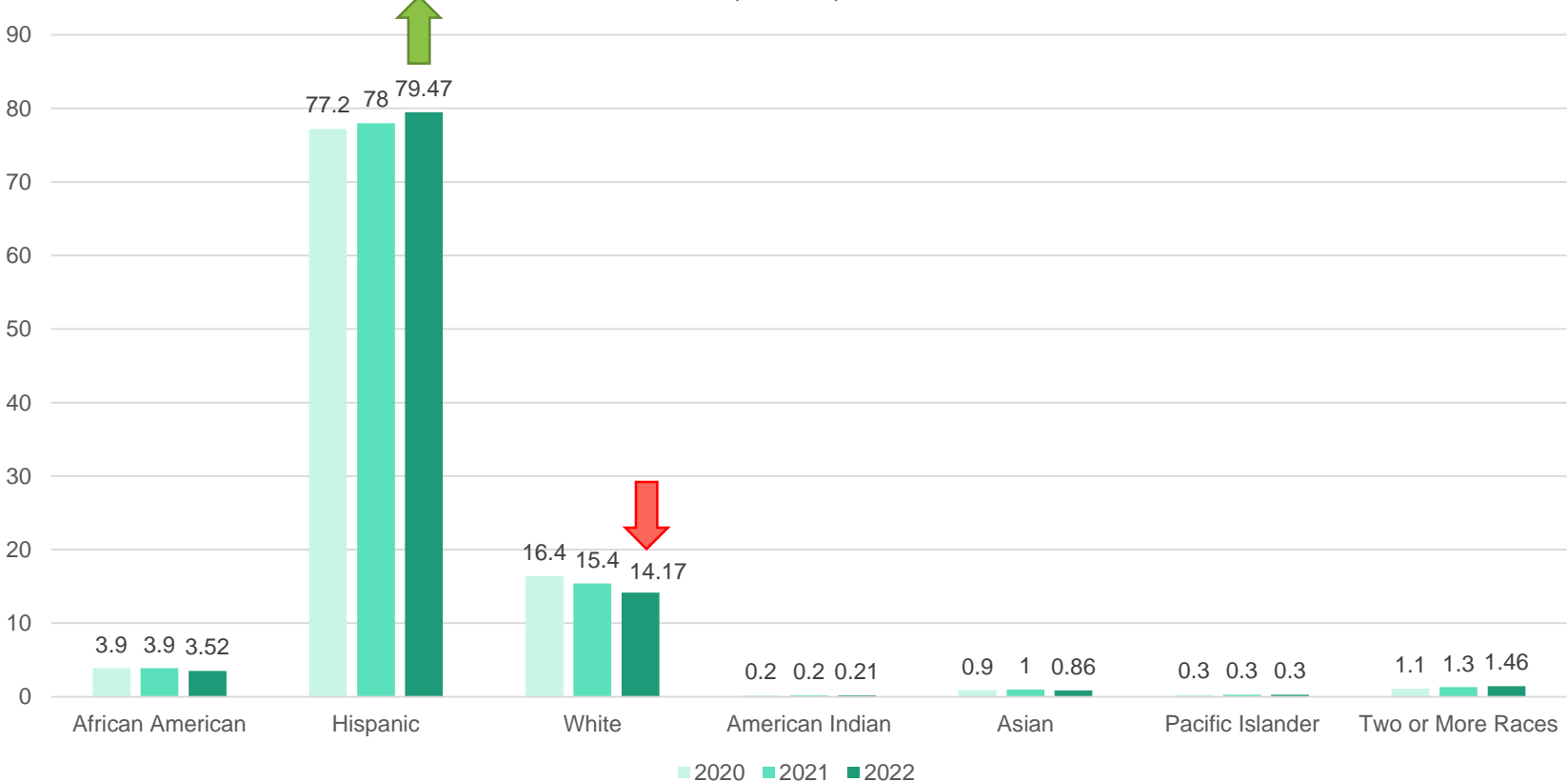
- Increase of 1,375

Citation: OnData, 2023 65



Section 1: District Profile

Percentage of District Total Enrollment by Ethnicity
2020, 2021, 2022



Section 1: State of Texas Assessments of Academic Readiness (STAAR)

STAAR Performance (2021-2022) reported for:

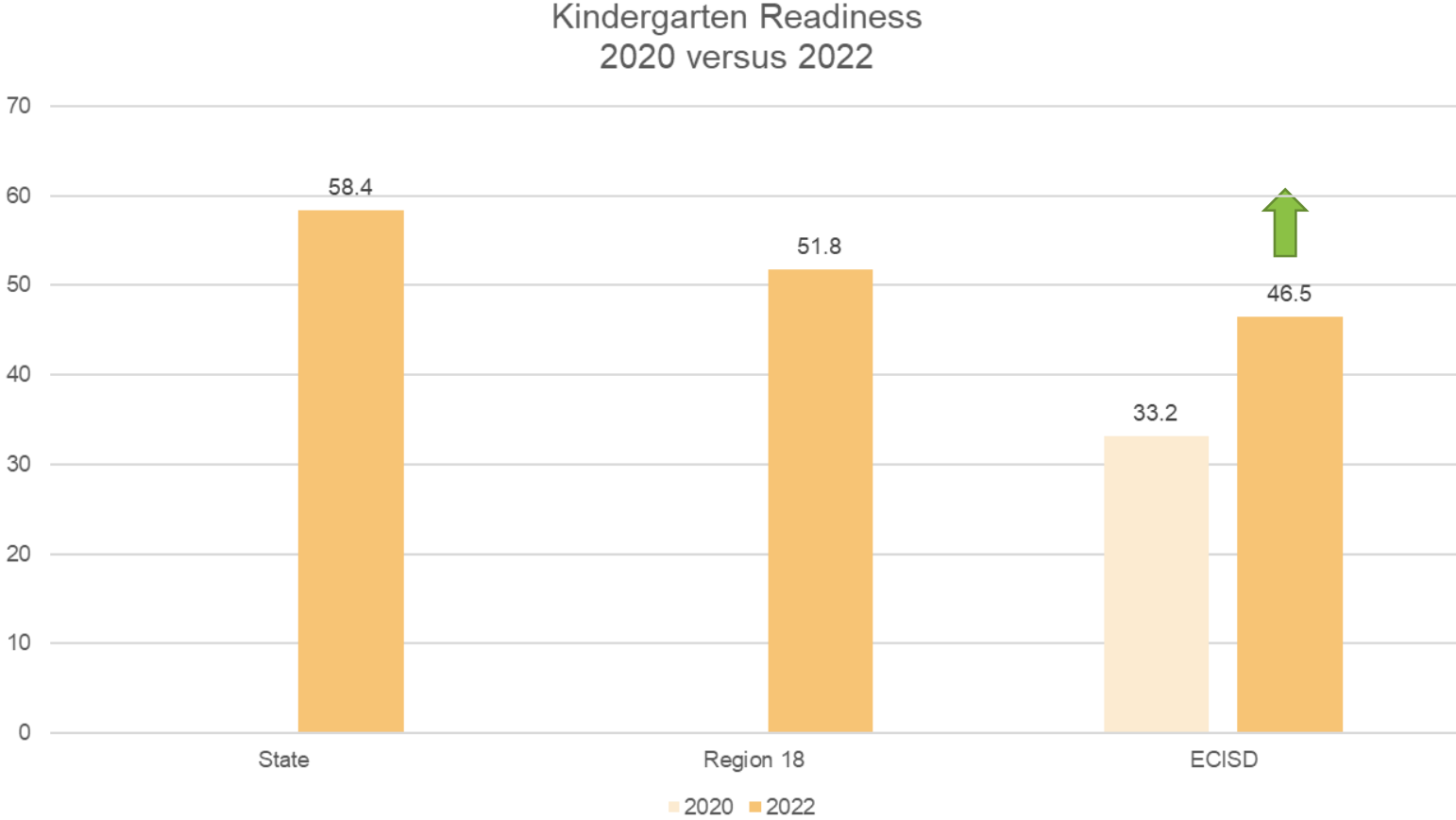
- Grades 3-8 Reading and Math
- Grades 5 and 8 Science
- End of Course: Algebra 1, Biology, English I, English II, U.S. History
- Accelerated Testers - SAT/ACT Math scores for students who took and passed Algebra I in 8th grade

67

STAAR Progress Measure and Academic Growth (2021-2022)

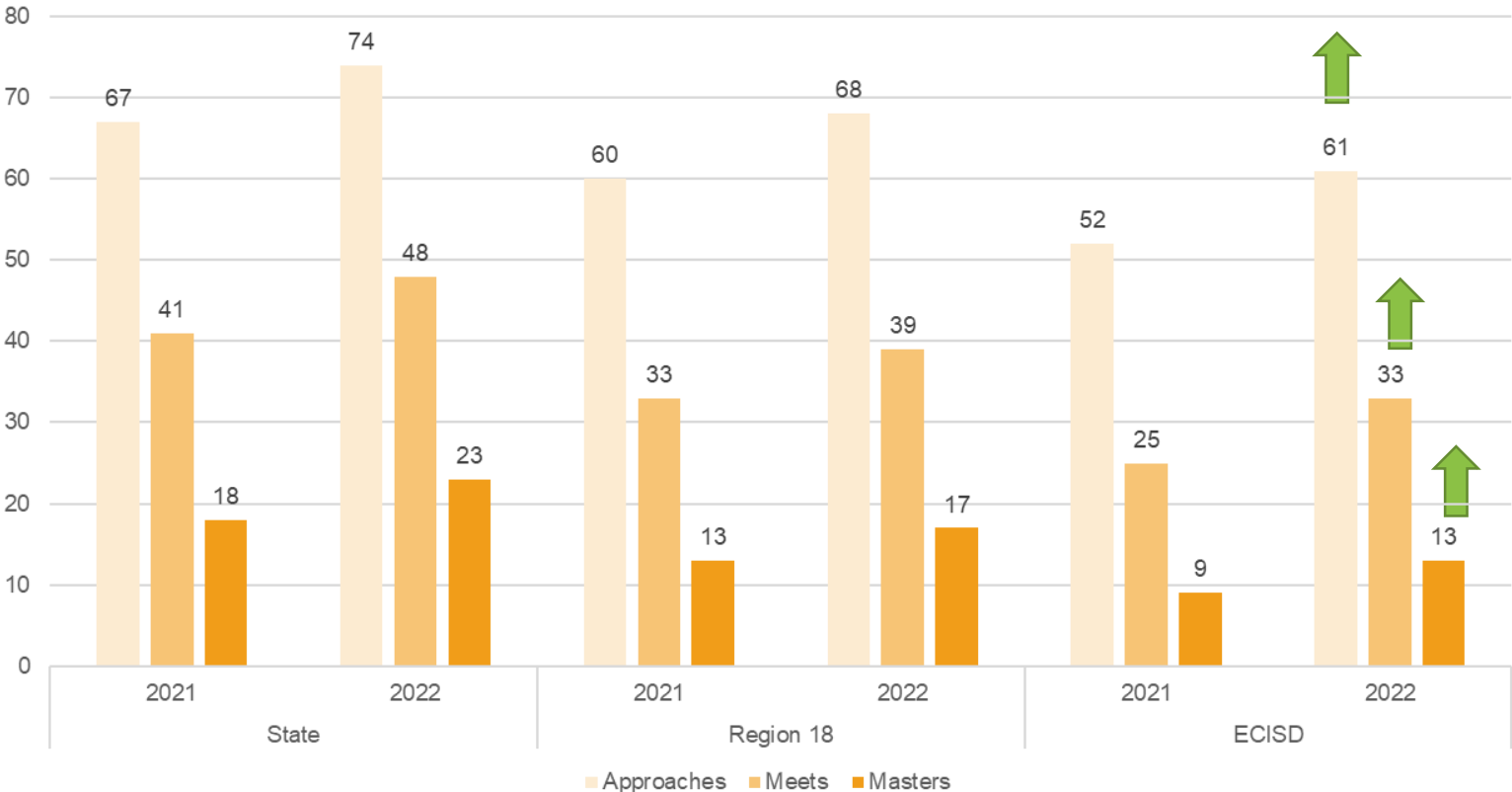
- 4-8 Reading and Math

Section 1: Kindergarten Readiness



Section 1: STAAR Performance

Percentage of STAAR Performance Across All Subjects and All Grade-Levels
2021 versus 2022

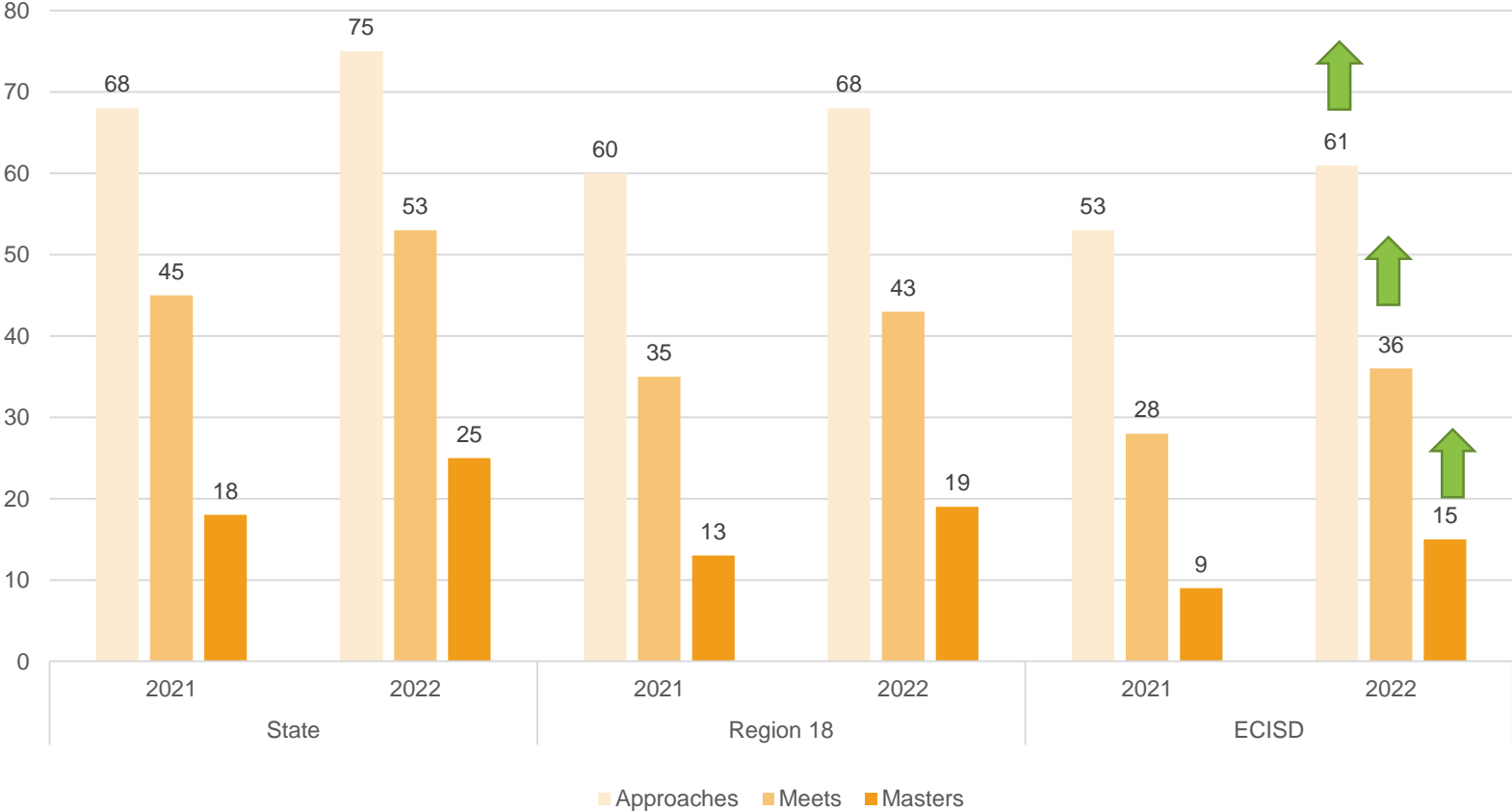


69



Section 1: STAAR Performance

Percentage of STAAR Performance: ELA/Reading
2021 versus 2022

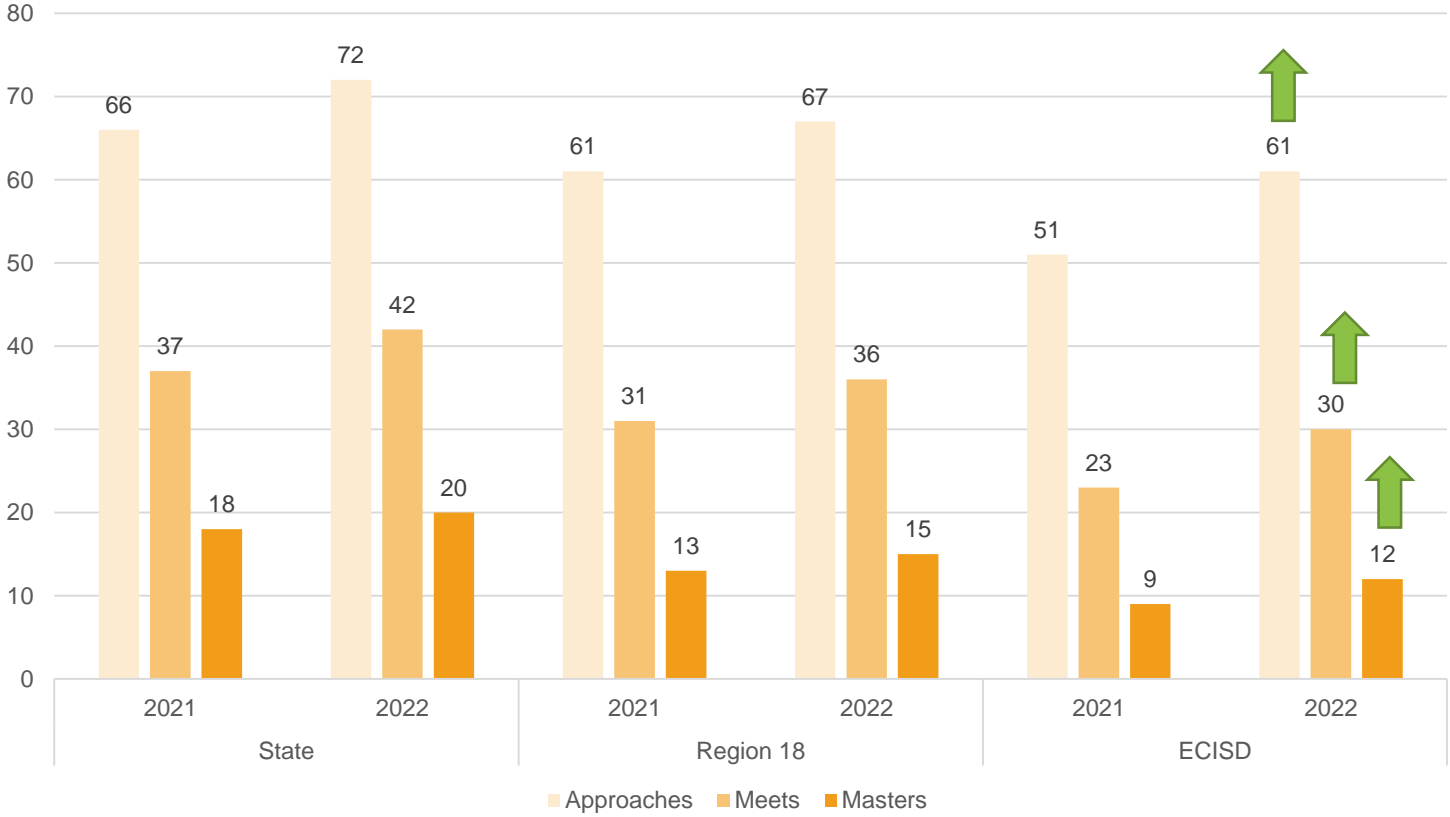


70



Section 1: STAAR Performance

Percentage of STAAR Performance: Math
2021 versus 2022

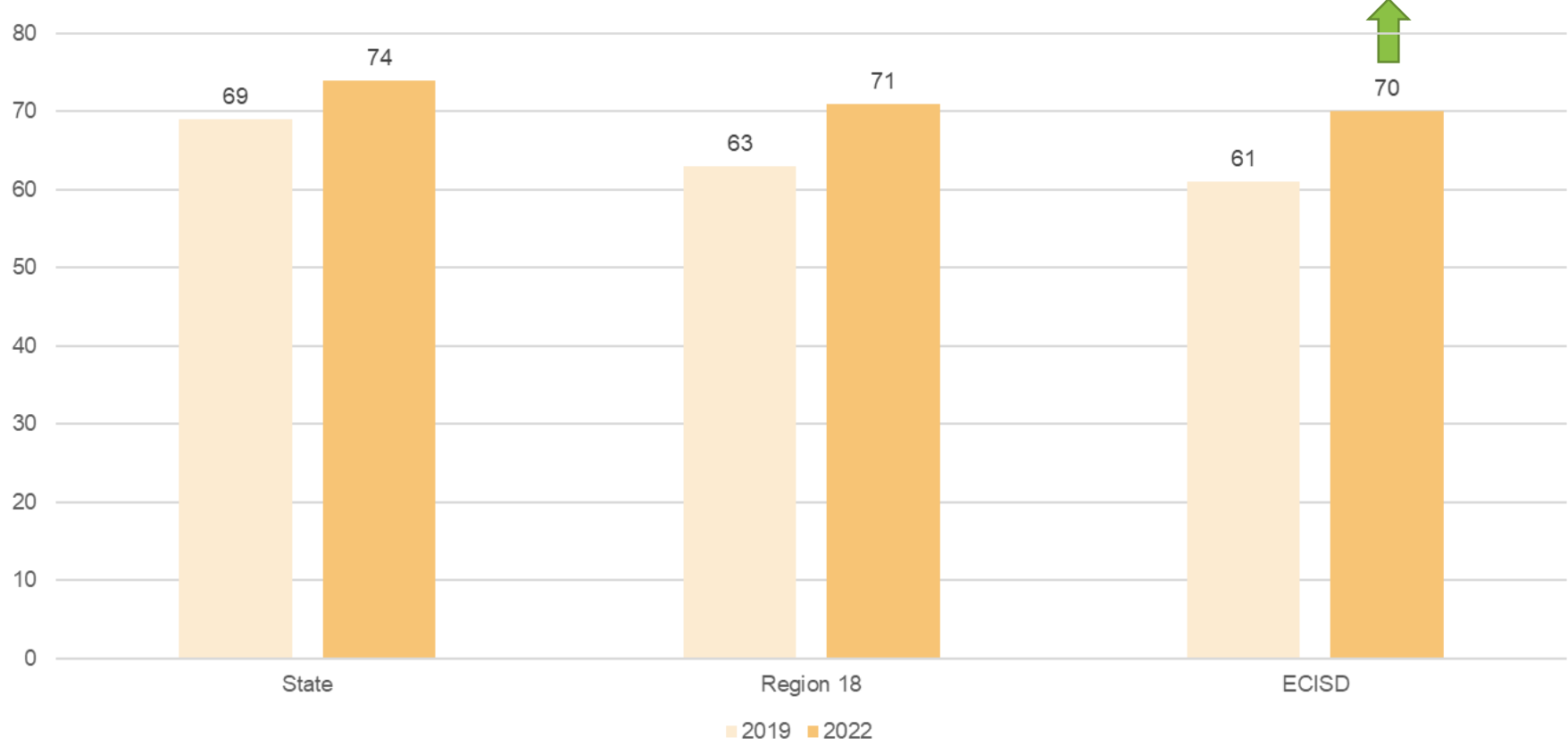


71



Section 1: STAAR: School Progress (Academic Growth)

Percentage of Academic Growth Across All Subjects and All Grade-Levels
2019 versus 2022

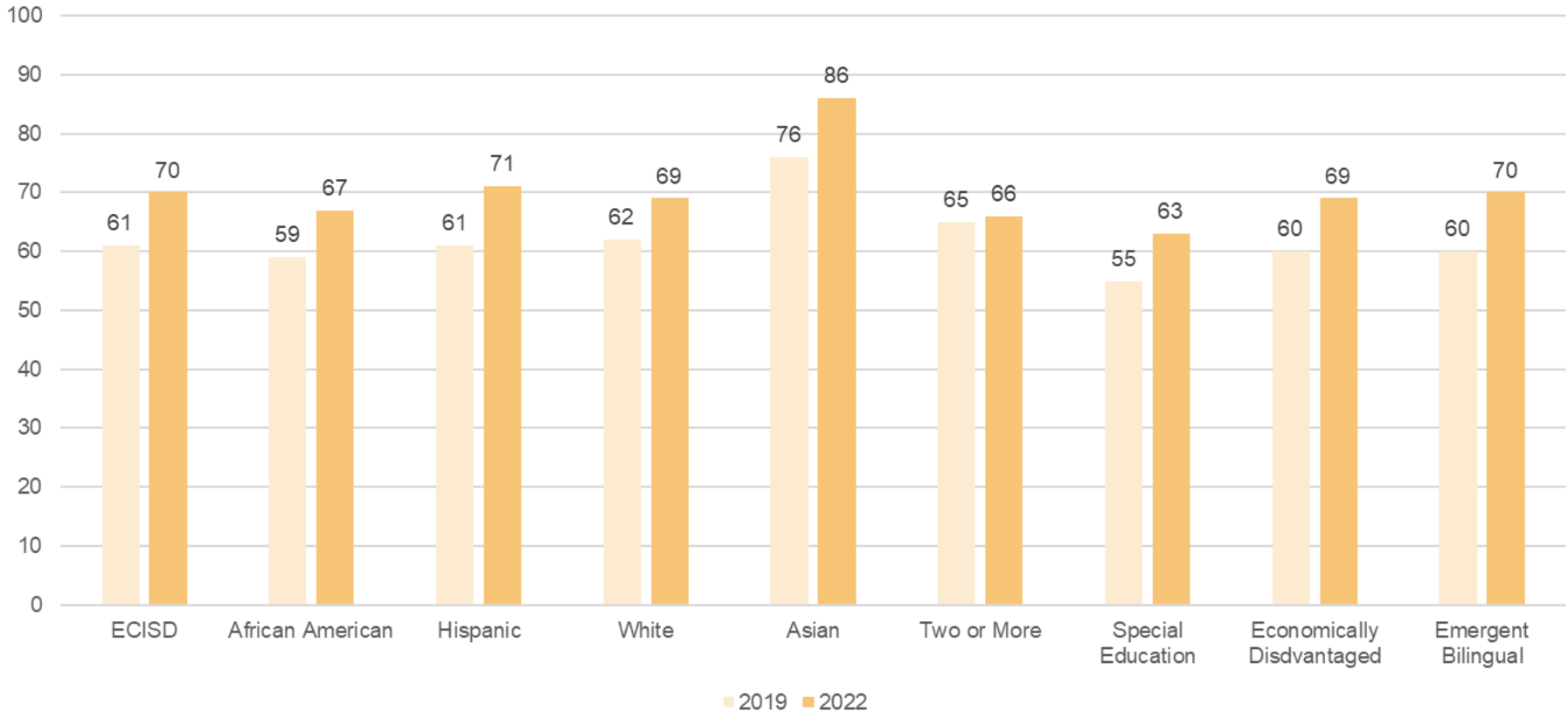


72



Section 1: STAAR: School Progress (Academic Growth)

Percentage of Academic Growth Across All Subjects and All Grade-Levels by Student Group

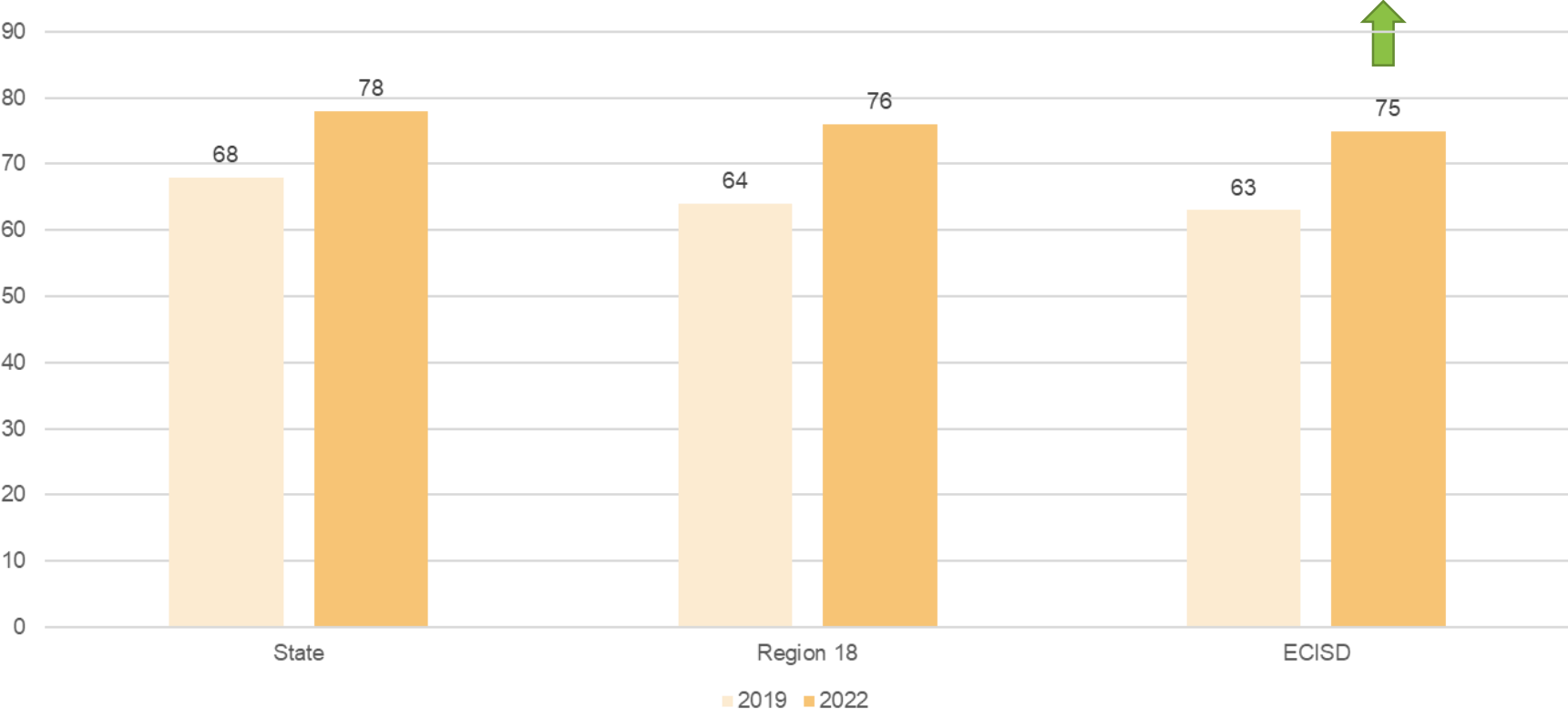


73



Section 1: STAAR: School Progress (Academic Growth)

Percentage of Academic Growth Across ELA/Reading for All Grade-Levels
2019 versus 2022

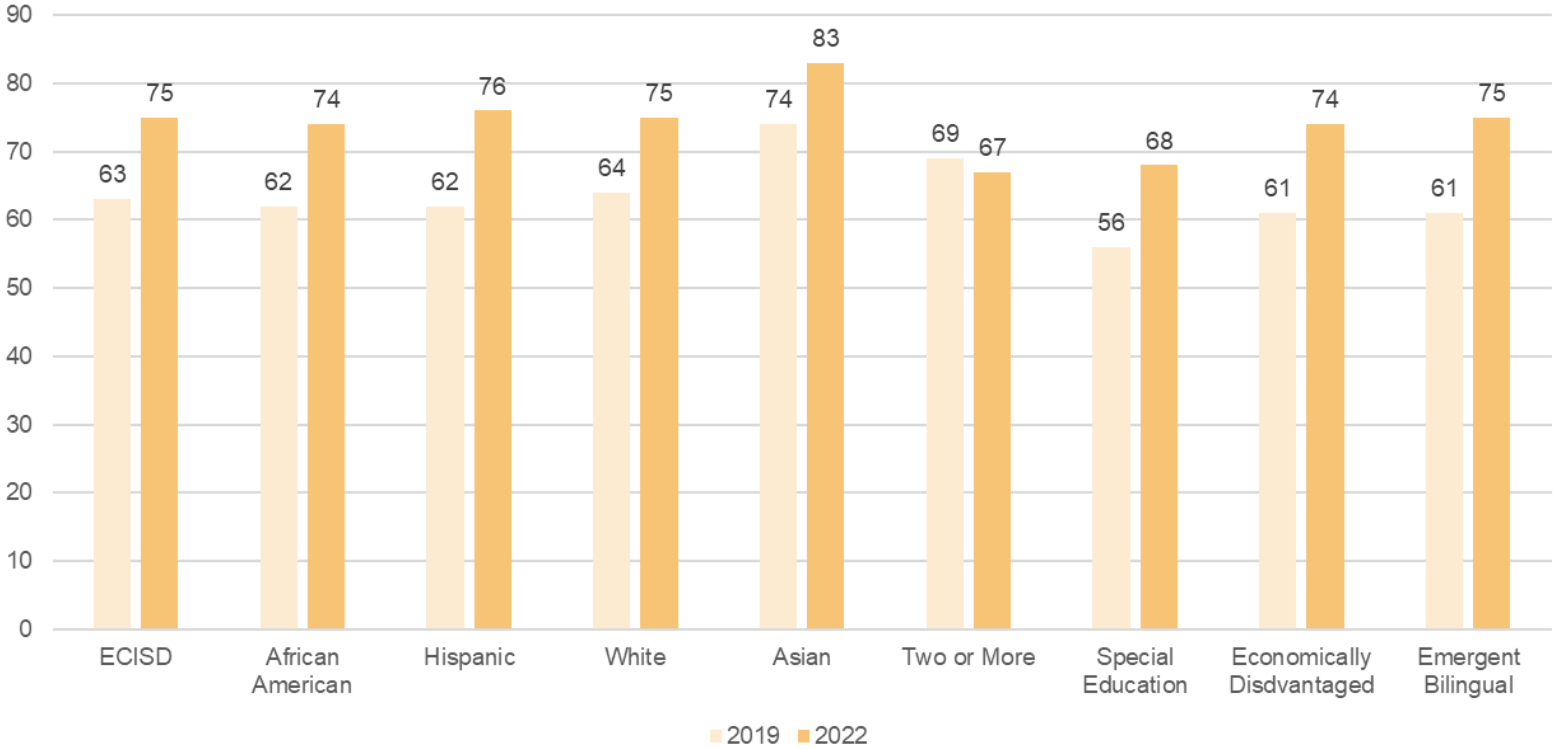


74



Section 1: STAAR: School Progress (Academic Growth)

Percentage of Academic Growth Across ELA/Reading and All Grade-Levels by Student Group

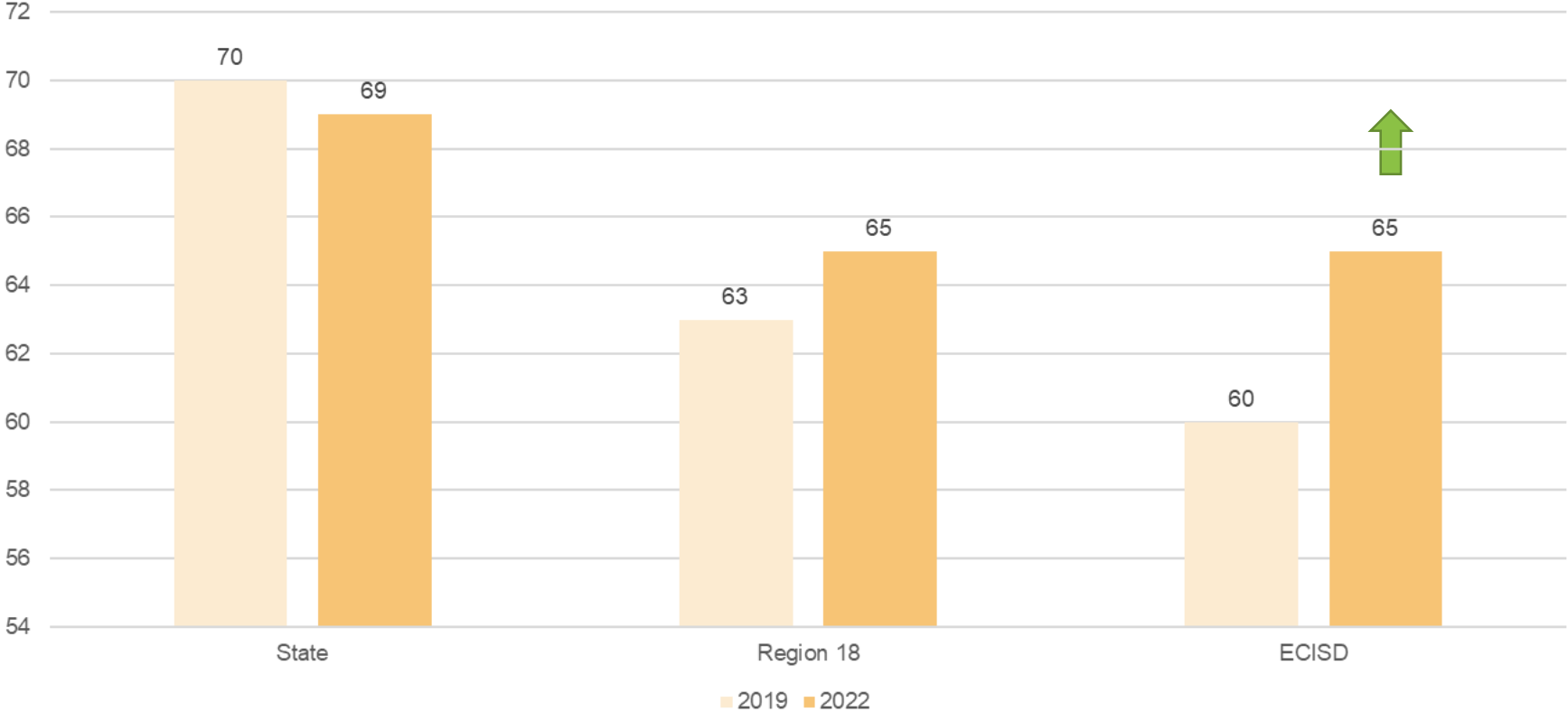


75



Section 1: STAAR: School Progress (Academic Growth)

Percentage of Academic Growth Across Math for All Grade-Levels
2019 versus 2022

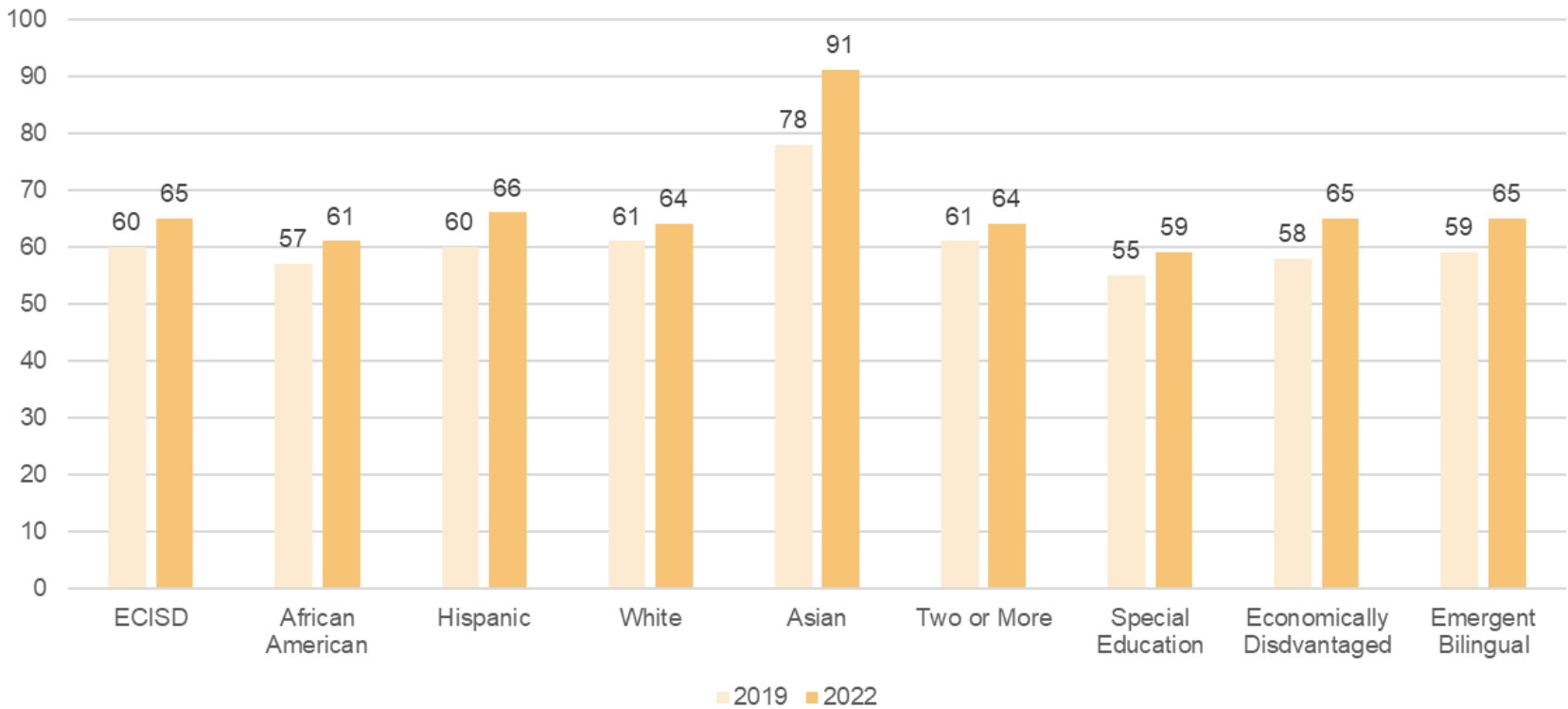


76



Section 1: STAAR: School Progress (Academic Growth)

Percentage of Academic Growth Across Math and All Grade-Levels by Student Group



77

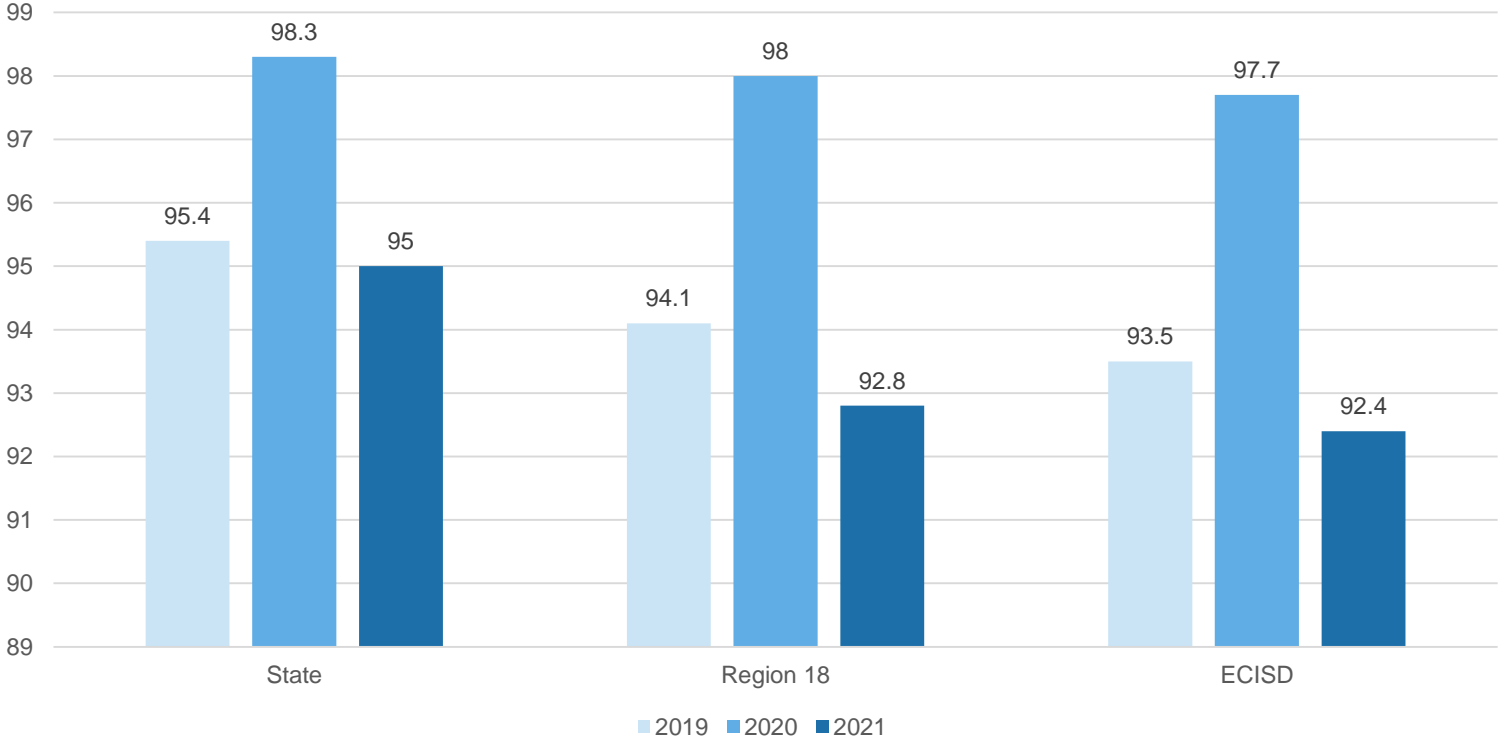


Section 1: Attendance & Graduation Rate

- Attendance Rate (2year lagging data)
- Longitudinal Graduation Rate (Class of 2021): 4-Year Graduation Rate reported by:
 - Graduates
 - Texas Certificate of High School Equivalency (TxCHSE)
 - Continuers
 - Dropouts

Section 1: Attendance Rate

Attendance Rate Percentage (All Students)
2019, 2020, and 2021

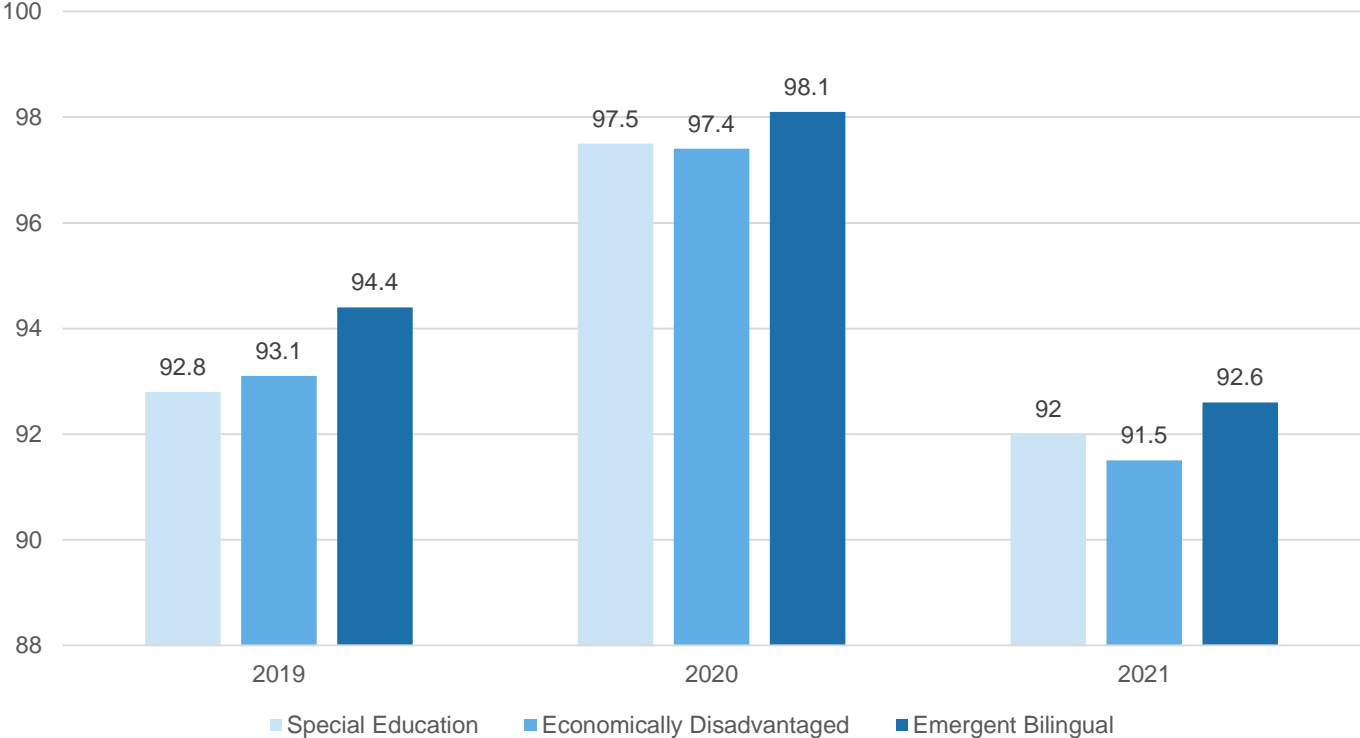


79



Section 1: Attendance Rate

Attendance Rate Percentage by Special Program
2019, 2020, 2021

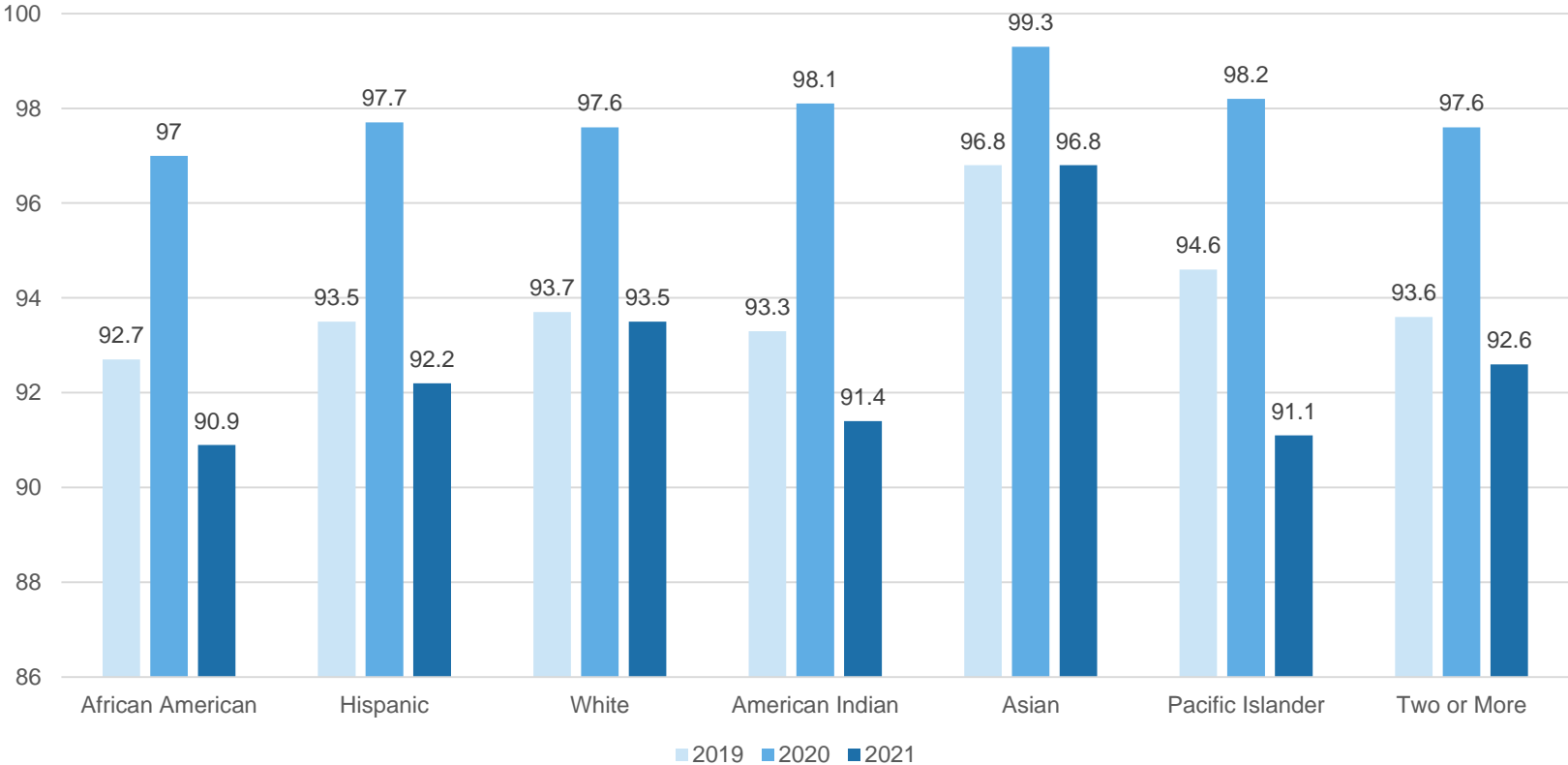


80

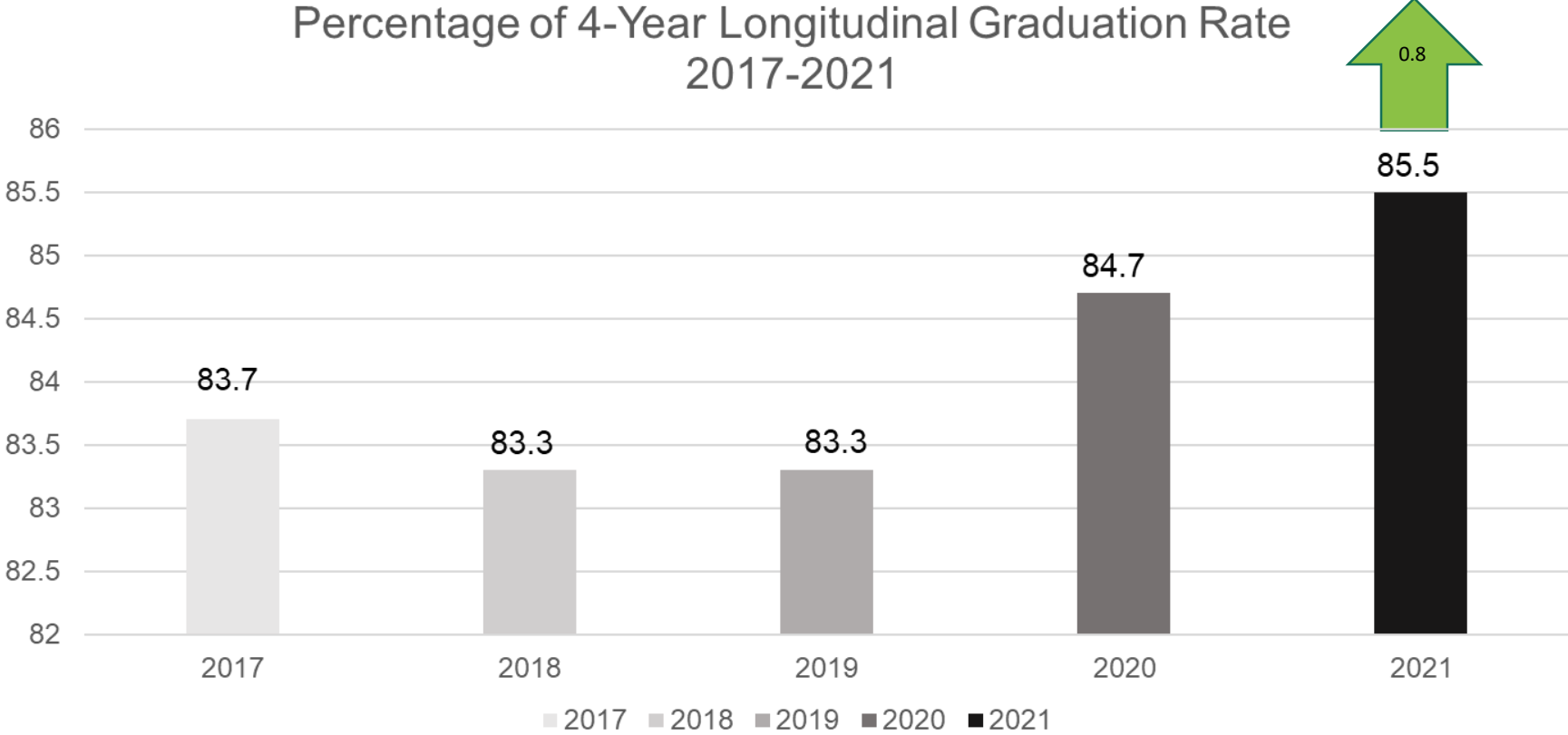


Section 1: Attendance Rate

Attendance Rate Percentage by Ethnicity
2019, 2020, 2021



Section 1: Graduation Rate

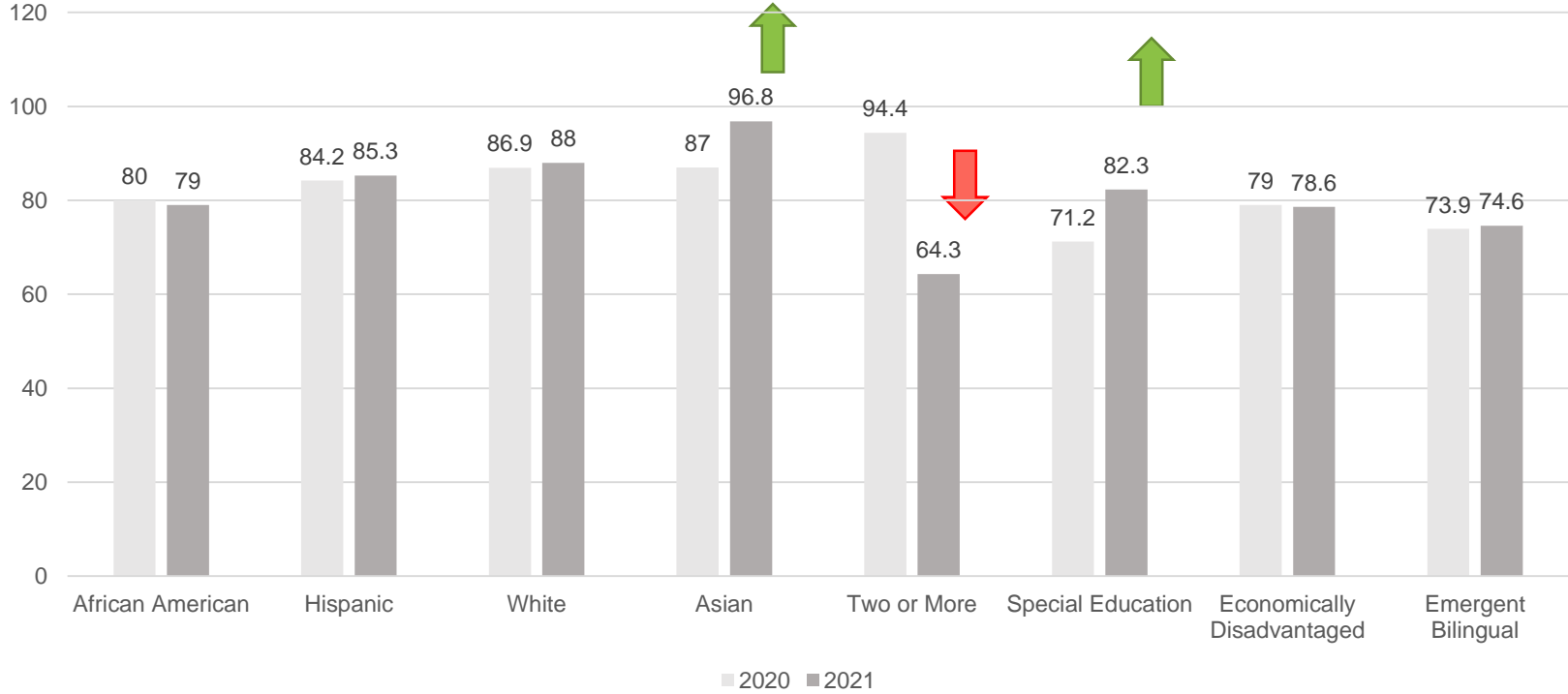


82

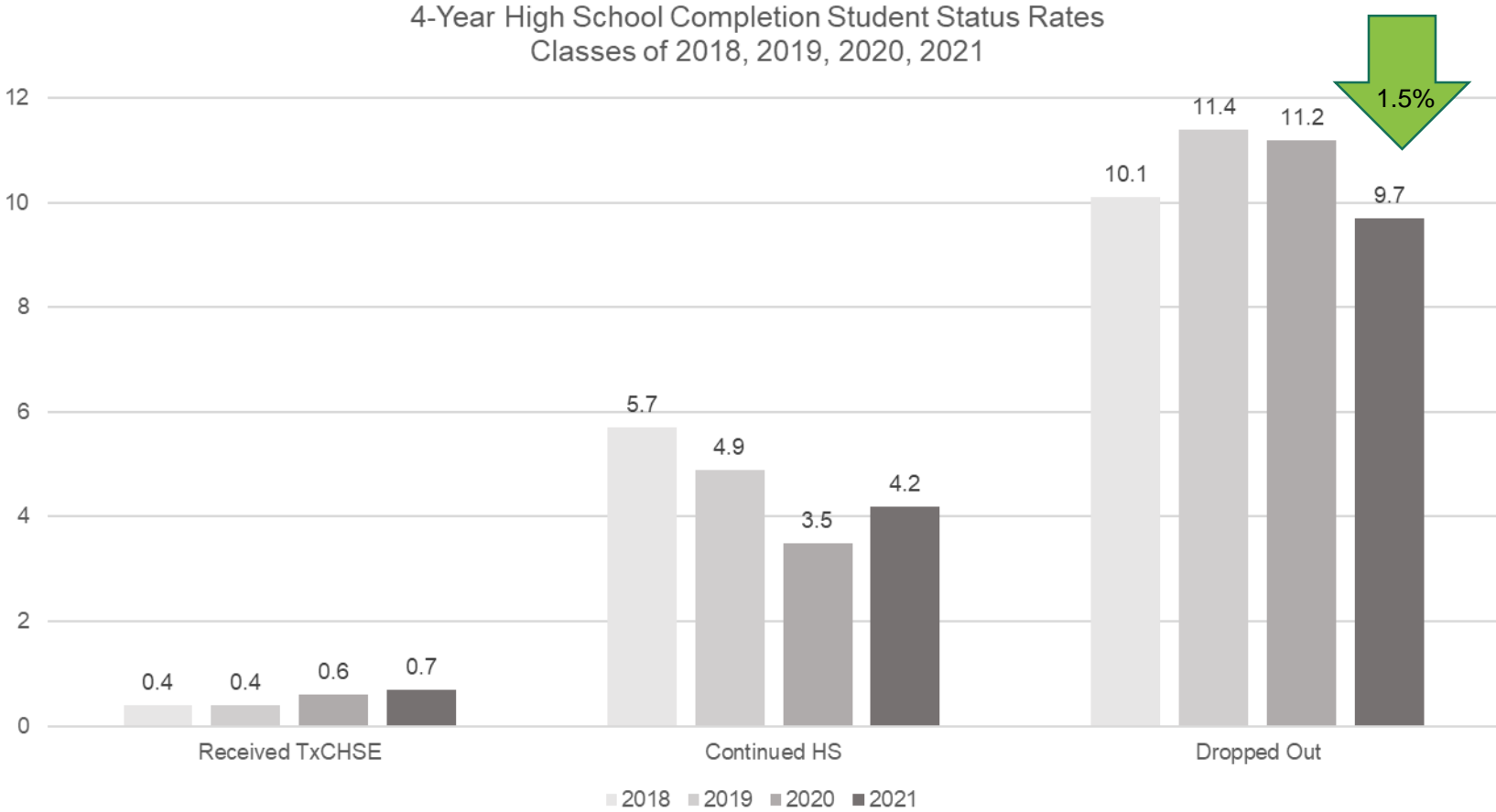


Section 1: Graduation Rate

Percentage of 4-Year Longitudinal Graduation Rate by Student Groups
2019-2020 and 2020-2021

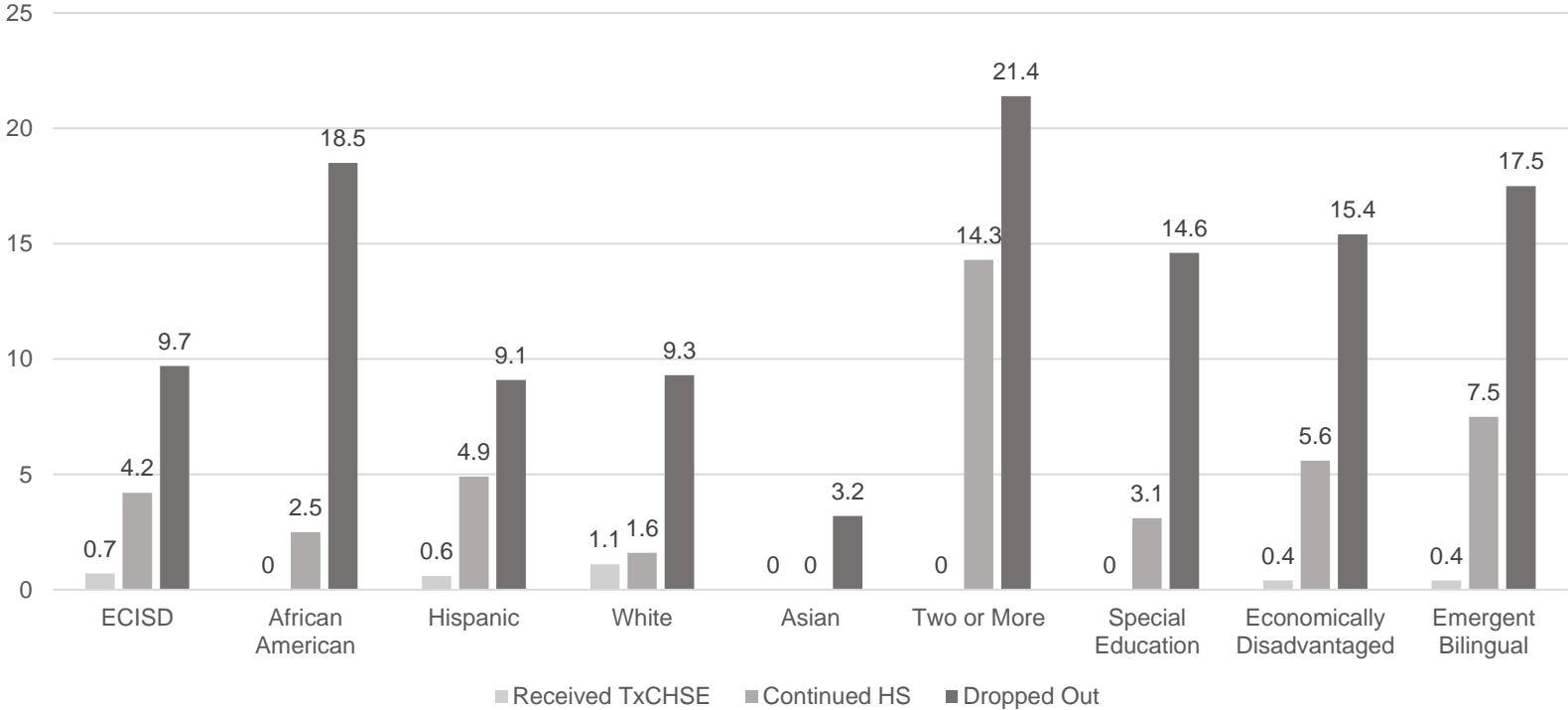


Section 1: Completion Rate



Section 1: Completion Rate

Percentage of High School Completion Status Rates by Student Groups
2021



Section 1: College, Career and Military Readiness

College, Career and Military Readiness (CCMR):

- CCMR Graduates

CCMR-Related Indicators:

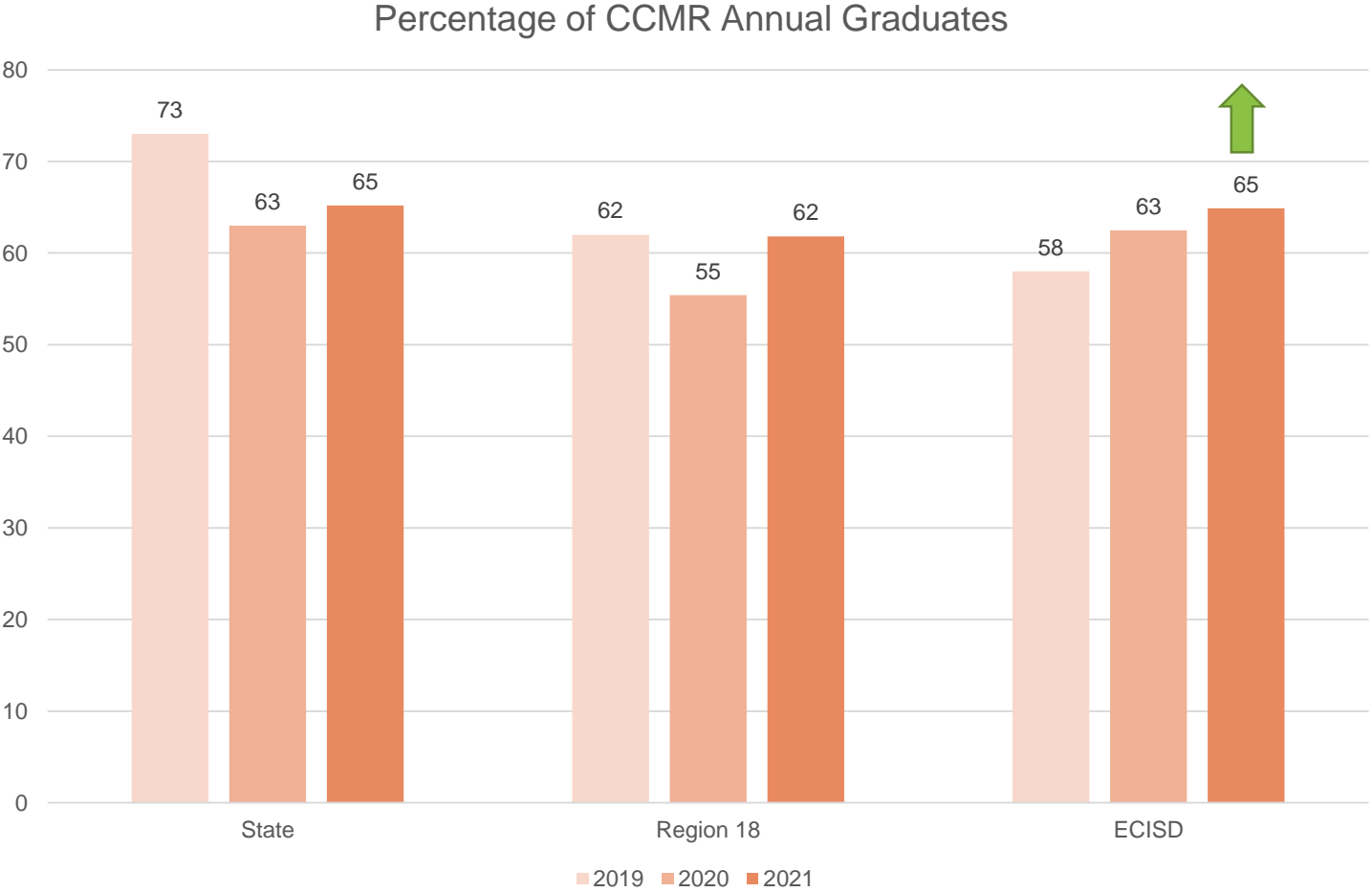
- Completed and Received Credit for College Prep Courses
- Texas Success Initiative Assessment (TSIA) Results
- Advanced Placement/International Baccalaureate (AP/IB) Results
- SAT/ACT Results
- CTE Coherent Sequence

86

Other Postsecondary Indicators:

- Advanced Dual-Credit Course Completion

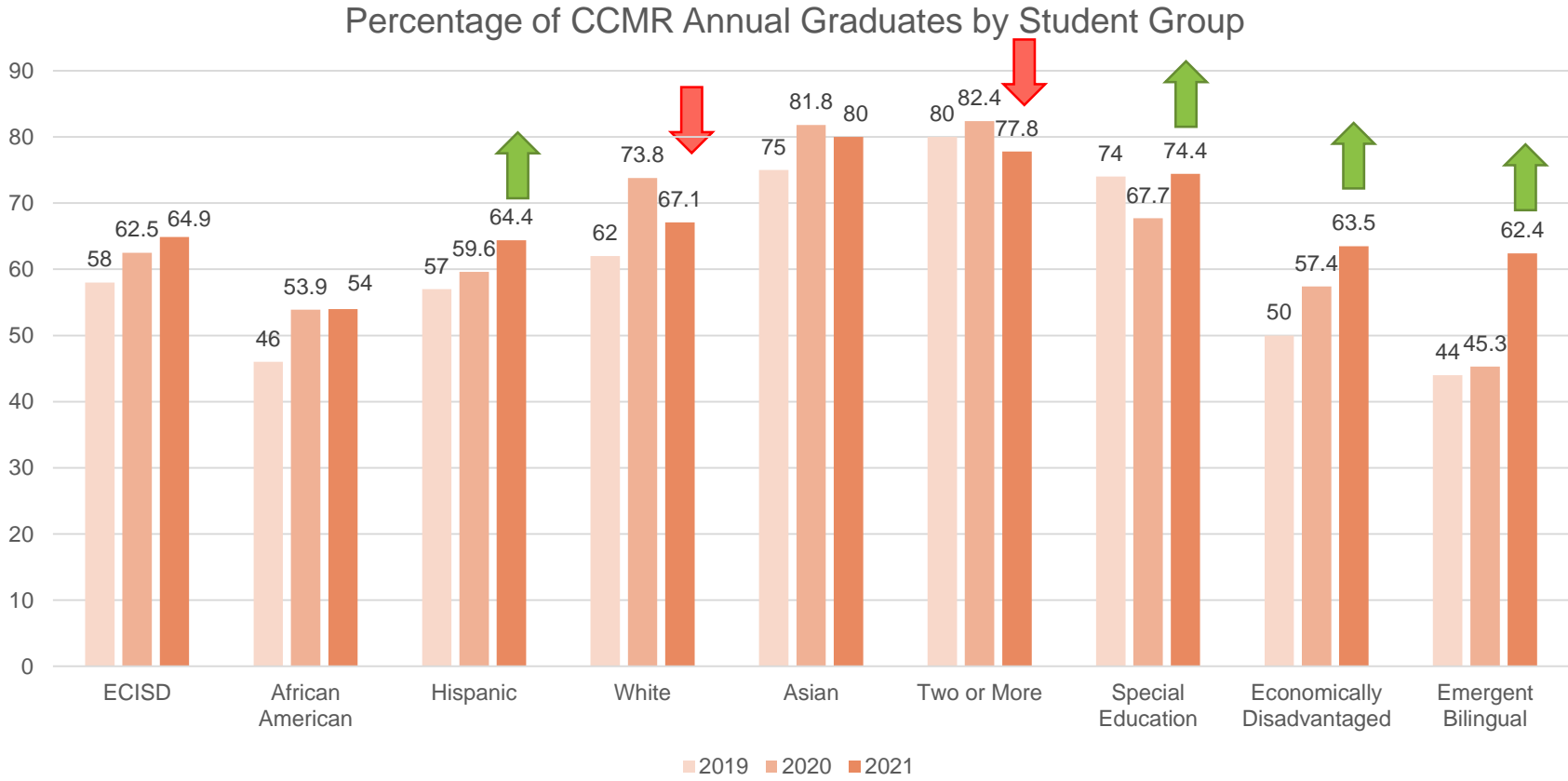
Section 1: CCMR Graduates



87

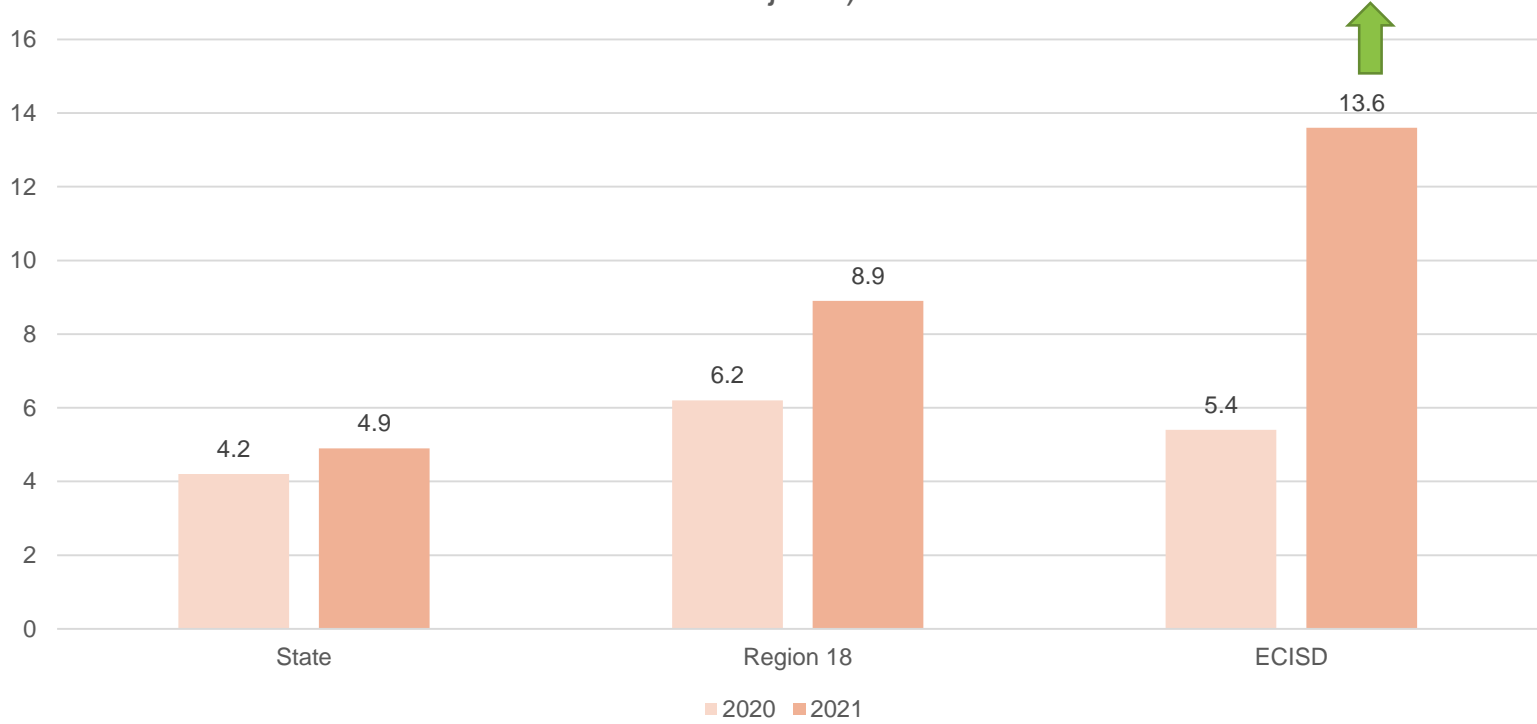


Section 1: CCMR Graduates



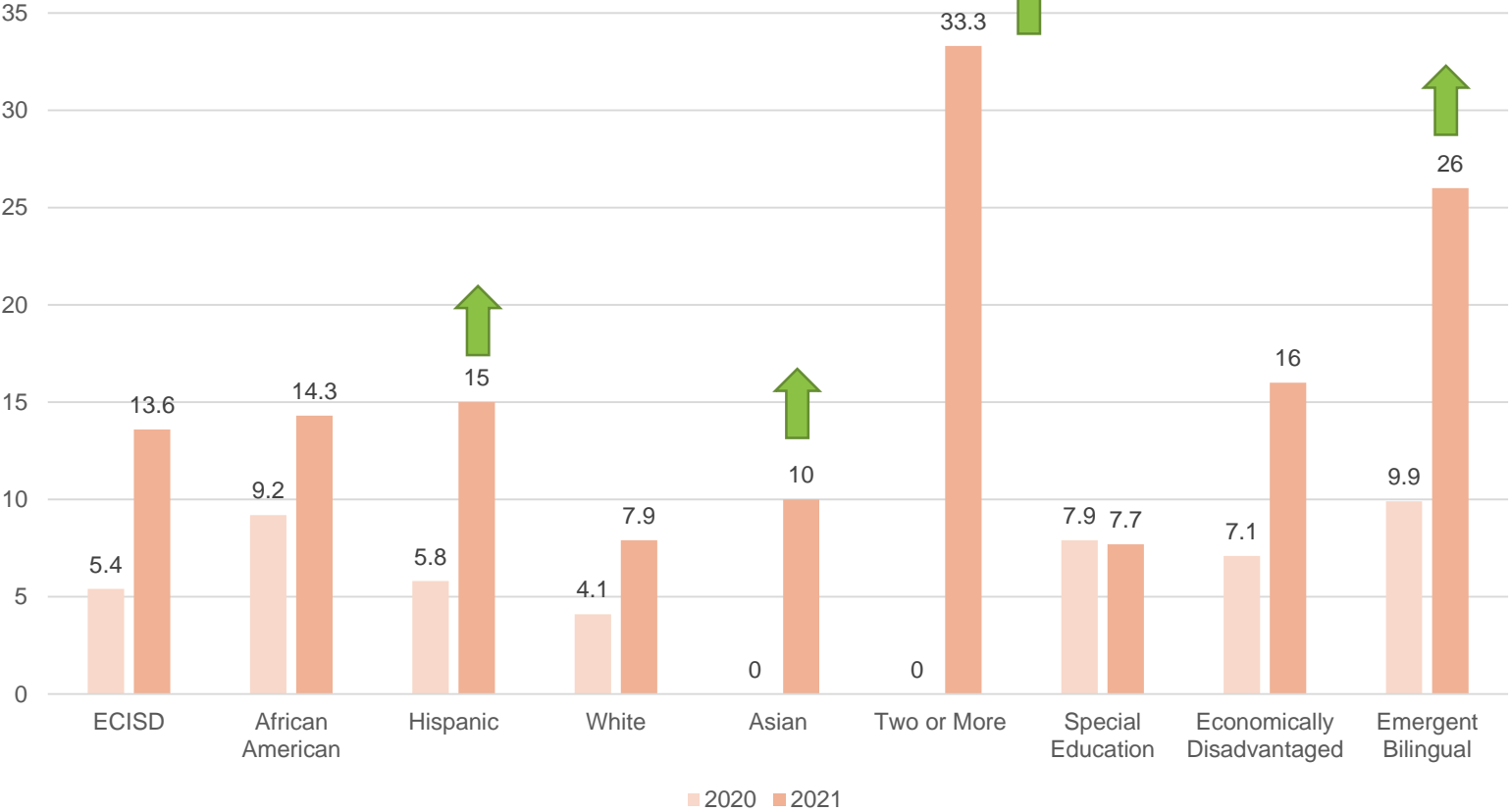
Section 1: College Prep Courses ELAR & Math

Percentage of Students Received Credit for College Prep Courses (Both Subjects)

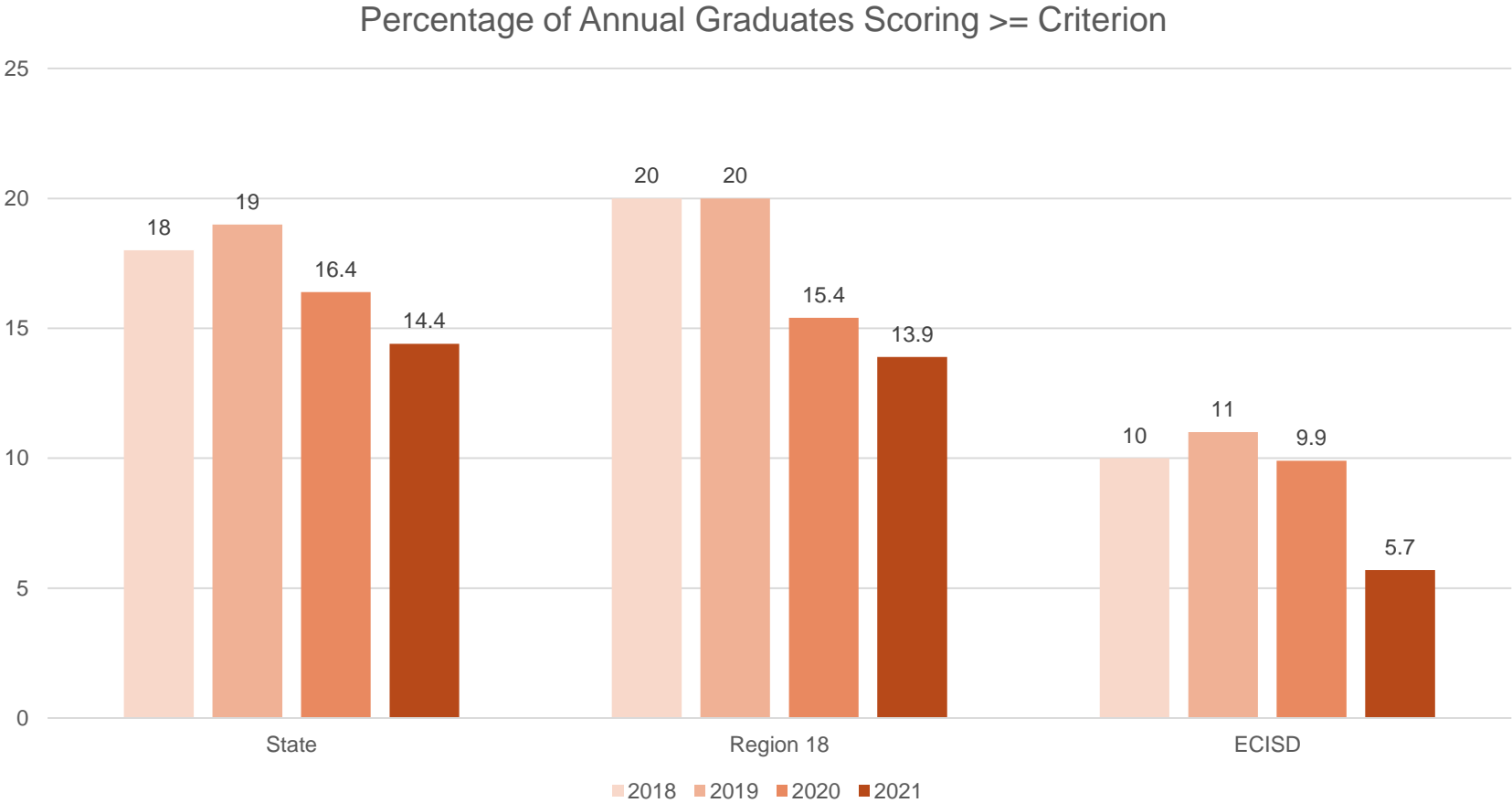


Section 1: College Prep Courses ELAR & Math

Percentage of Students Received Credit for College Prep Courses (Both Subjects & by Student Group)

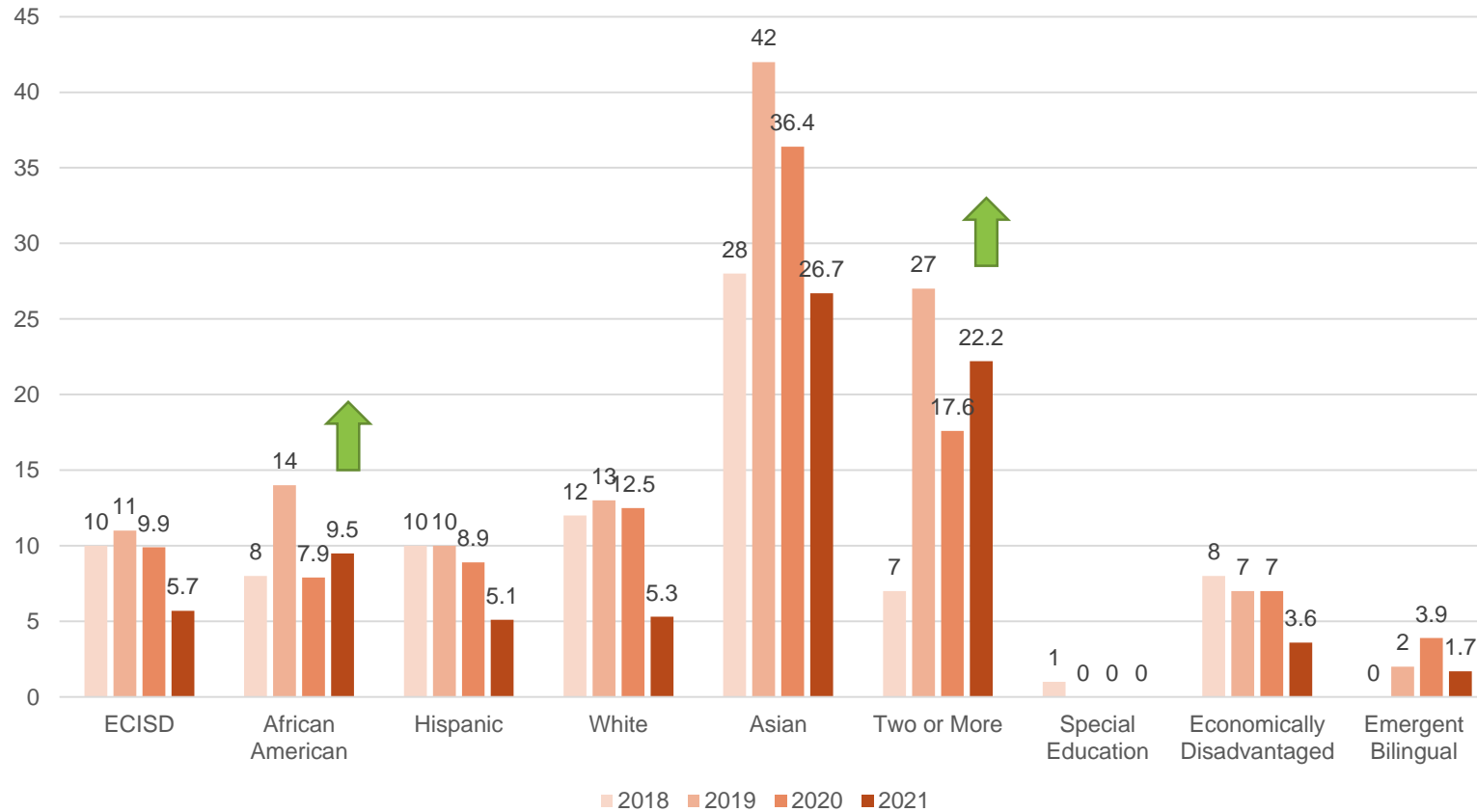


Section 1: Texas Success Initiative Assessment (TSIA) College Readiness

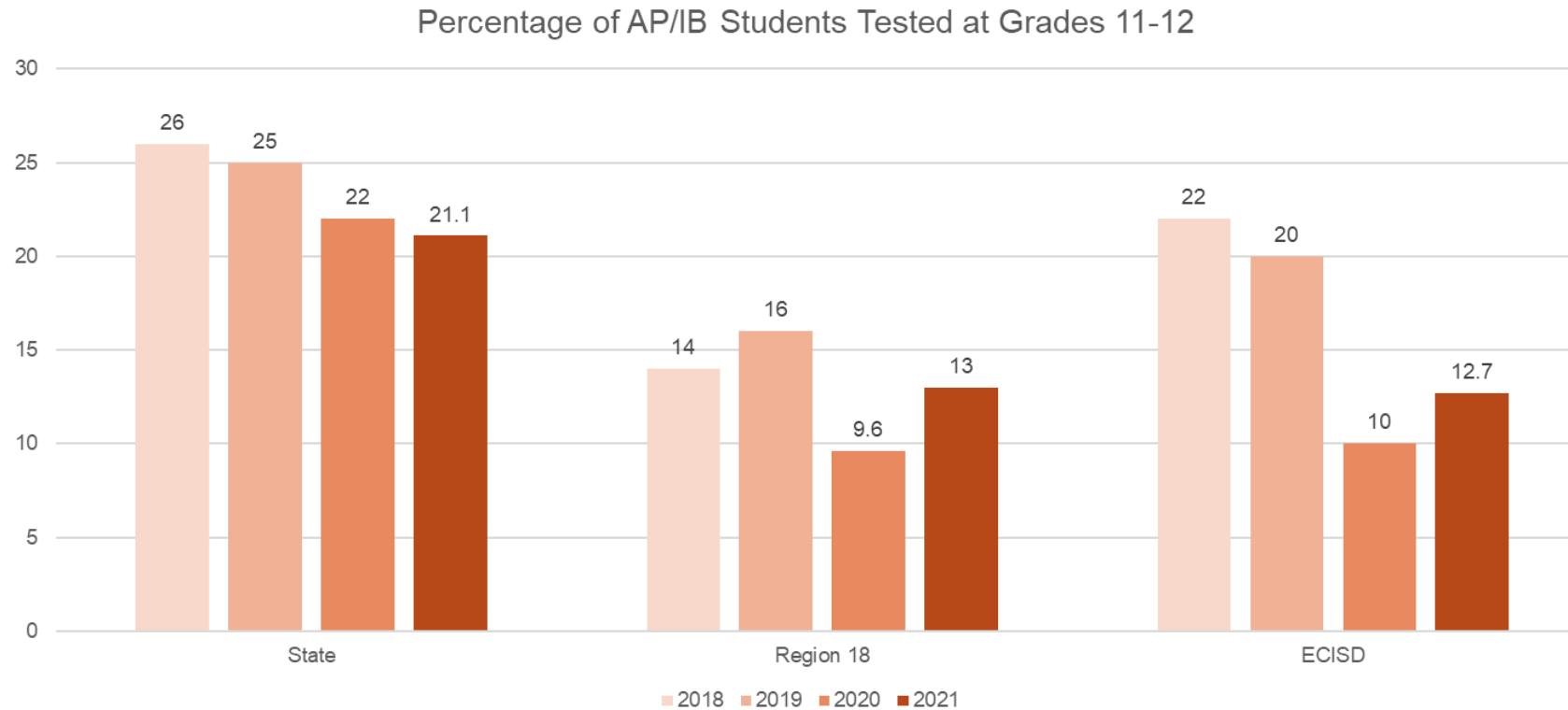


Section 1: Texas Success Initiative Assessment (TSIA) College Readiness

Percentage of Annual Graduates Scoring (by Student Group) \geq Criterion for TSIA



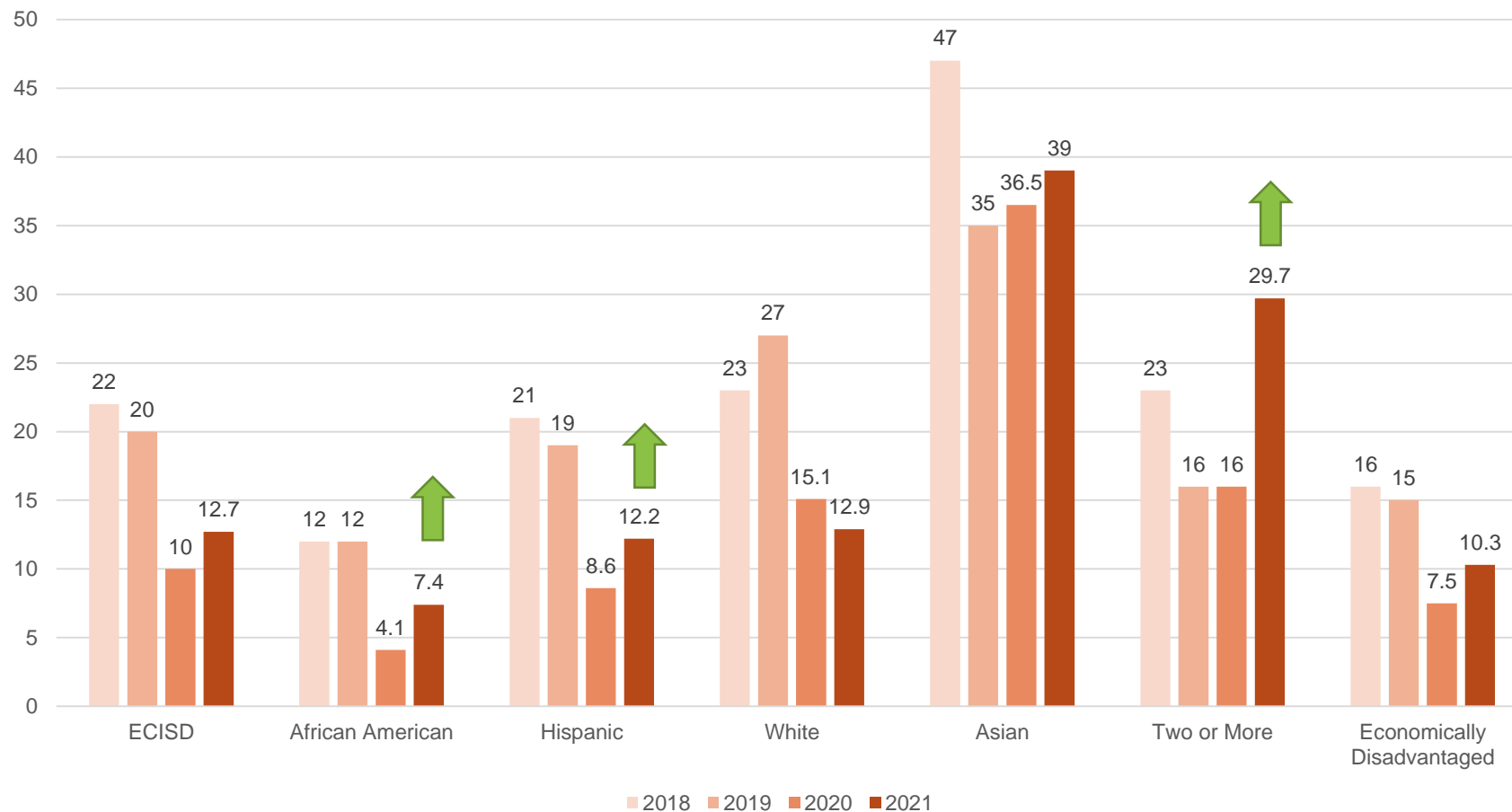
Section 1: Advanced Placement/International Baccalaureate (AP/IB) College Readiness



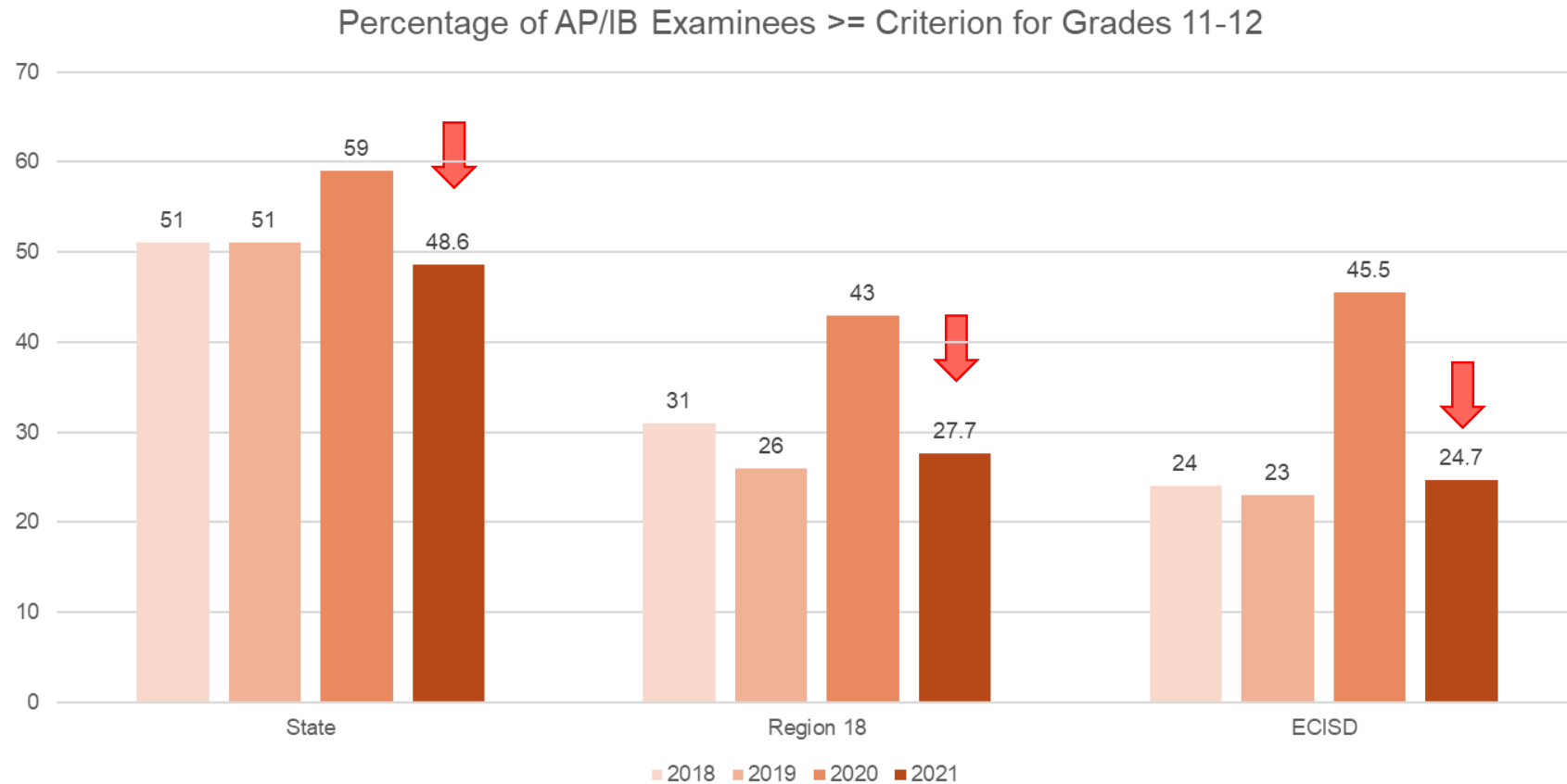
93

Section 1: Advanced Placement/International Baccalaureate (AP/IB) College Readiness

Percentage of AP/IB Students Tested in Grades 11-12 by Student Group



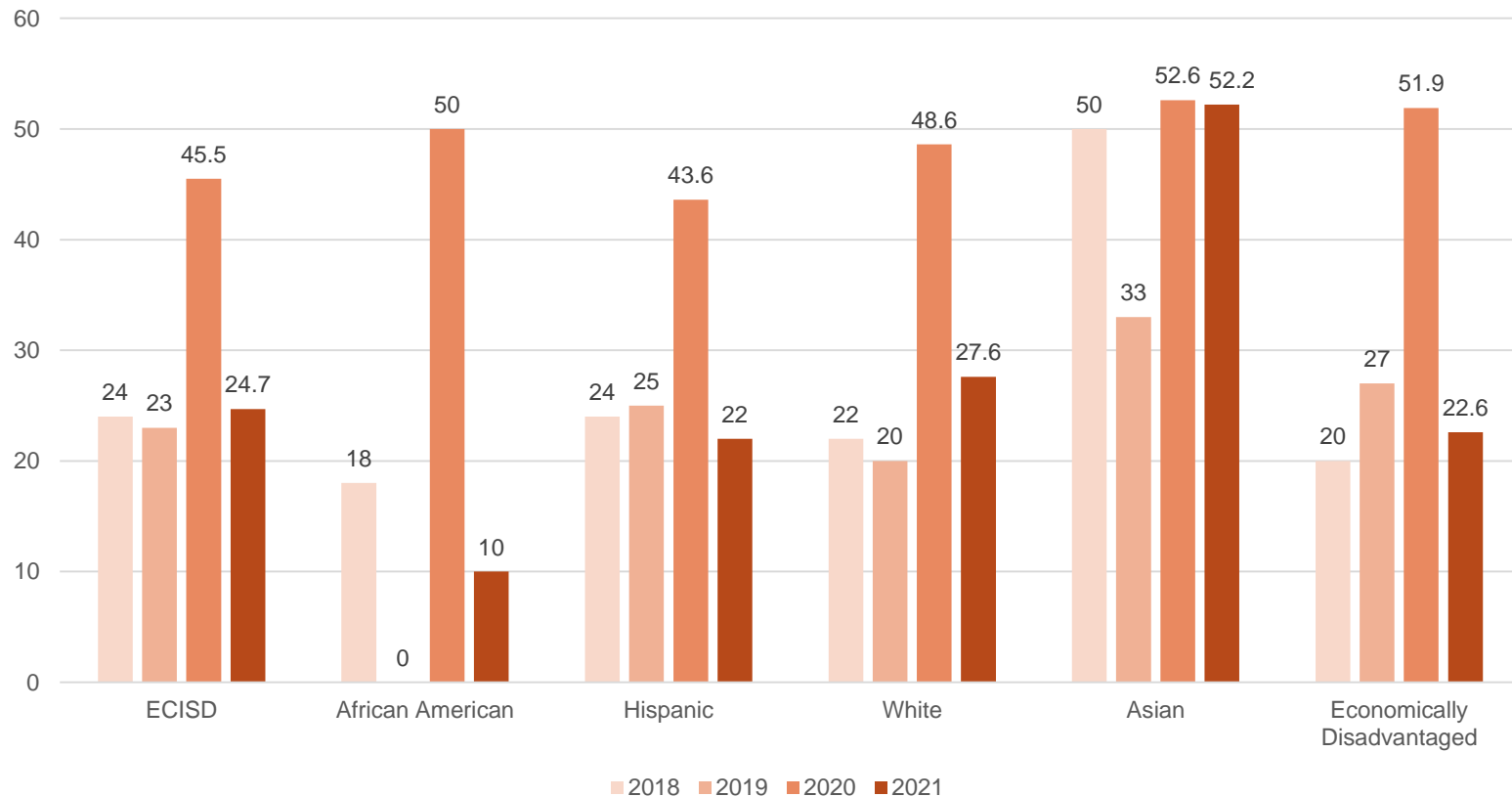
Section 1: Advanced Placement/International Baccalaureate (AP/IB) College Readiness



95

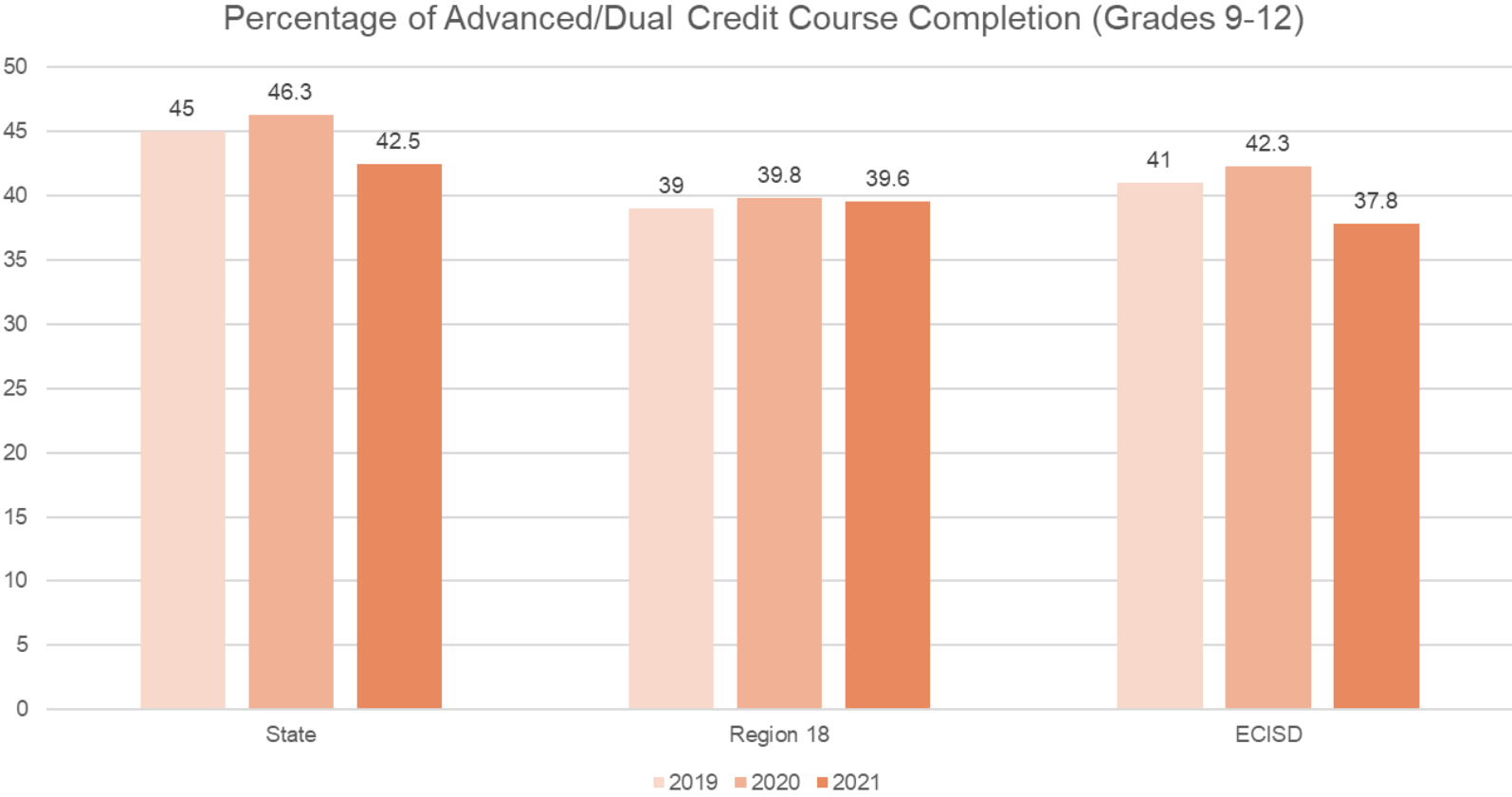
Section 1: Advanced Placement/International Baccalaureate (AP/IB) College Readiness

Percentage of AP/IB Examinees \geq Criterion for Grades 11-12 by Student Group



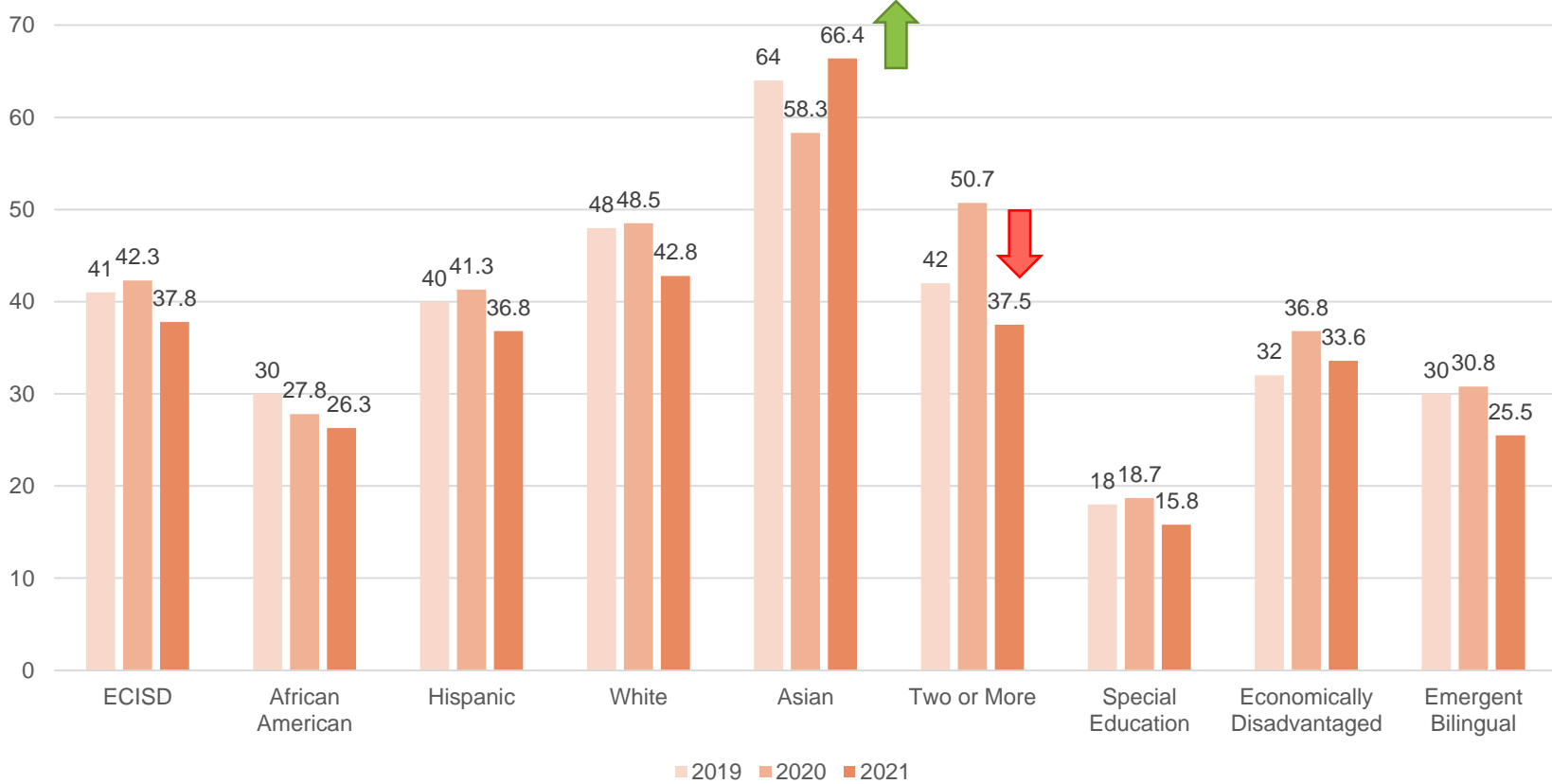
96

Section 1: Advance Course/Dual Credit



Section 1: Advance Course/Dual Credit

Percentage of Advanced/Dual Credit Course Completion (Grades 9-12) by Student Groups



Section 1: 2021-2022 Texas Academic Performance Report

2021-22 Texas Academic Performance Report (TAPR)

District Name: ECTOR COUNTY ISD

District Number: 068901

2022 Accountability Rating: B

2022 Special Education Determination Status:

Needs Intervention

99

Section 1: Special Education Determination Level

2022 Special Education Determination Status:

1. Based on Results Driven Accountability Indicators
2. Levels range from 0 - 4 with 4 being the highest need of interventions
3. ECISD is at a Determination Level of 3 in Special Education (needs intervention).

100

Section 2: PEIMS Financial Standard Reports (2020-2021 Financial Actual Reports)

2020-2021 Actual Financial Data (District)

- Revenues
- Expenditures
- Disbursements
- Tax Rates
- Fund Balance

2020-2021 Actual Financial Data (Campus)

- Expenditures by Object
- Expenditures by Function
- Expenditures by Program



Financial Integrity Rating System of Texas

2021-2022 RATINGS BASED ON SCHOOL YEAR 2020-2021 DATA - DISTRICT STATUS DETAIL

Name: **ECTOR COUNTY ISD(068901)**

101

Status: **Passed**

Rating: A = Superior Achievement

District Score: 100

Section 3: 2020-21 District Accreditation Status

Each year, TEA assigns one of four accreditation statuses to each district in the state:

- Accredited
- Accredited-Warned
- Accredited-Probation
- Not Accredited-Revoked

In assigning an accreditation status to a district, TEA considers:

- Academic accountability ratings
- Financial accountability ratings
- Data integrity
- Program-area deficiencies identified through Results Driven Accountability (RDA)

The District's 2021-2022 Accreditation status is: not assigned until 2022-2023 school year

Section 4: 2021-2022 Campus Performance Objectives

Campus Improvement Plans (CIPs):

- Each campus has developed and is implementing a CIP, as required by TEC §11.253
- Each CIP includes **performance objectives** (approved by the Board) that are based on data analysis and needs assessments – including data reported in annual TAPR reports
- Each campus **periodically measures progress** toward its performance objectives
- Updated CIPs (which show each campus's **progress toward meeting its performance objectives**) are posted on the district's website and are available for review at the district's central office or at the applicable campus

103

Section 5: 2021-2022 Report on Violent or Criminal Incidents

TEC Section §39.306 requires each district to publish, as part of its Annual Report, a report on violent or criminal incidents that occur at each campus.

The report must include:

- Number, rate and type of violent or criminal incidents that occurred on each campus (to the extent permitted under FERPA)
- Descriptions of school violence prevention and violence intervention policies and procedures used to protect students
- Findings from evaluations (if any) conducted under the Safe and Drug-Free Schools and Communities Act

104

The district's report for the 2021-2022 school year is available for review at the district's Central Office and at each campus in the district.

Section 5: 2021-2022 Report on Violent or Criminal Incidents

Reason Code	Description	ECISD		
		2020	2021	2022
2	Conduct Punishable as a Felony	19	14	24
4	Possession, Sold, Used Marijuana, Controlled Substance	407	136	373
5	Possession, Sold, Used, Under Influence of Alcohol	13	18	33
7	Public Lewdness/Indecent Exposure			*
8	Retaliation Against School Employee			
9	Felony Offense in Title 5	*	*	*
10	Felony Offense not in Title 5	*	*	*
11	Used, Exhibited, Possessed Firearm		*	*
12	Used, Exhibited, Possessed Illegal Knife		*	*
14	Used, Exhibited, Possessed Illegal Club	*	*	
16	Arson	*		*
17	Murder, Capital Murder, Criminal Attempt to Commit Murder/Capital Murder			*
18	Indecency with a Child	*		
22	Criminal Mischief	*	*	29
26	Terroristic Threat	24	*	31
27	Assault District Employee/Volunteer	20	*	19
28	Assault Non District Employee/Volunteer	58	24	79
29	Aggravated Assault Against School District Employee/Volunteer	*		*
30	Aggravated Assault Against Non School District Employee/Volunteer	*	*	19
32	Sexual Assault/Aggravated Sexual Assault Against Non Employee/Volunteer			*
35	False Alarm/False Report	*	*	18
36	Felony Controlled Substance Violation	46	12	114
61	Expulsion Bullying	*	*	23
* = 10 or fewer incidents masked, FERPA				

105



Section 6: Student Performance in Postsecondary Institutions



TEC Section 39.606 requires each district to publish, as part of its Annual Report, a report on **student performance in postsecondary institutions** during the **first year enrolled after graduation from high school**.



These data are compiled by the Texas Education Coordinating Board (THECB).

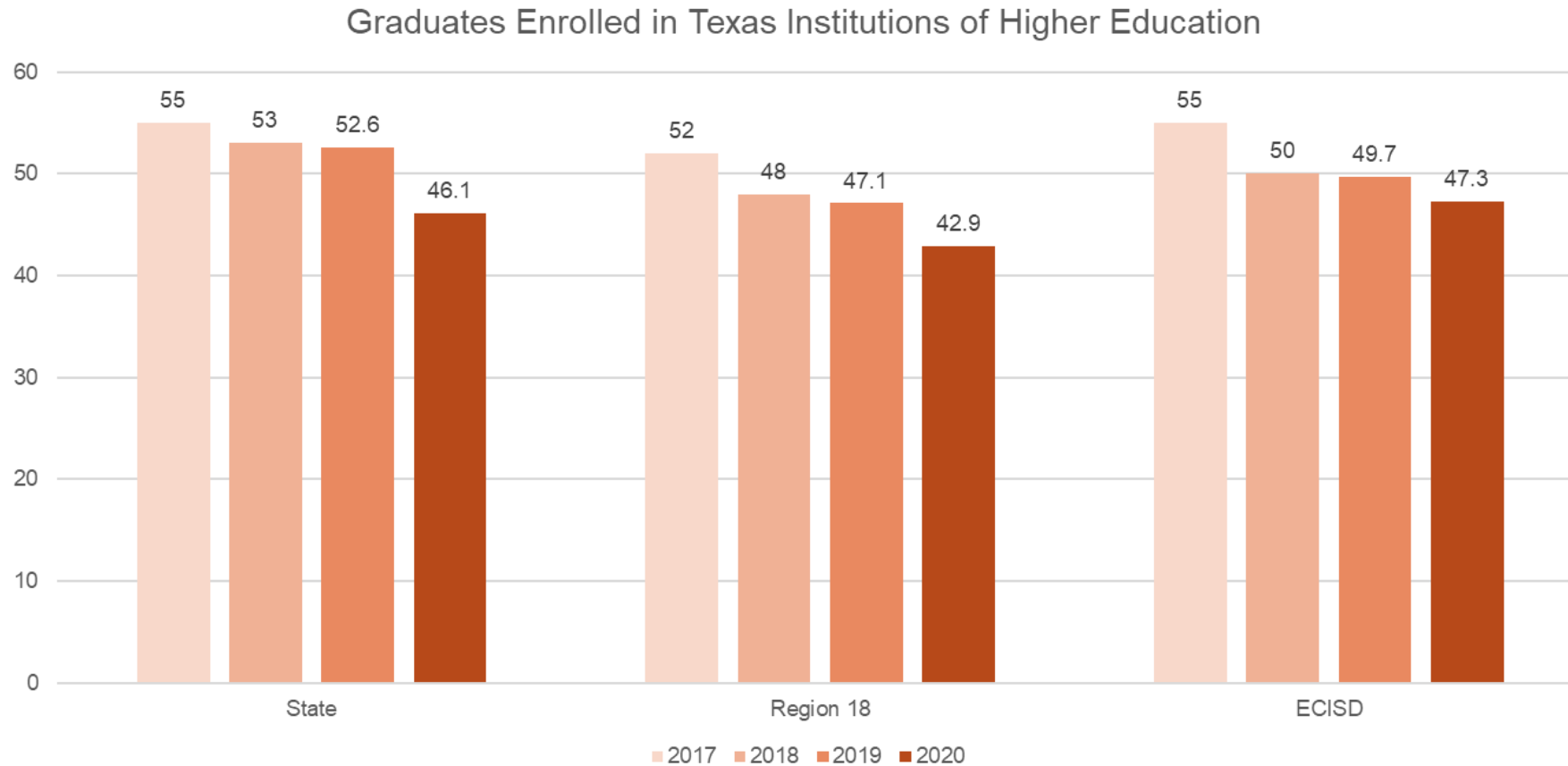
106



The most current report is for 2019-2020 high school graduates.

- Student performance is measured by the Grade Point Average (GPA) earned by 2019-2020 high school graduates who attended public four-year and two-year institutions of higher education in fiscal year 2021.
- For each student, the grade points and college-level semester credit hours earned by the student in the **fall 2020, spring 2021** and **summer 2021** are added together and averaged to determine the GPA.

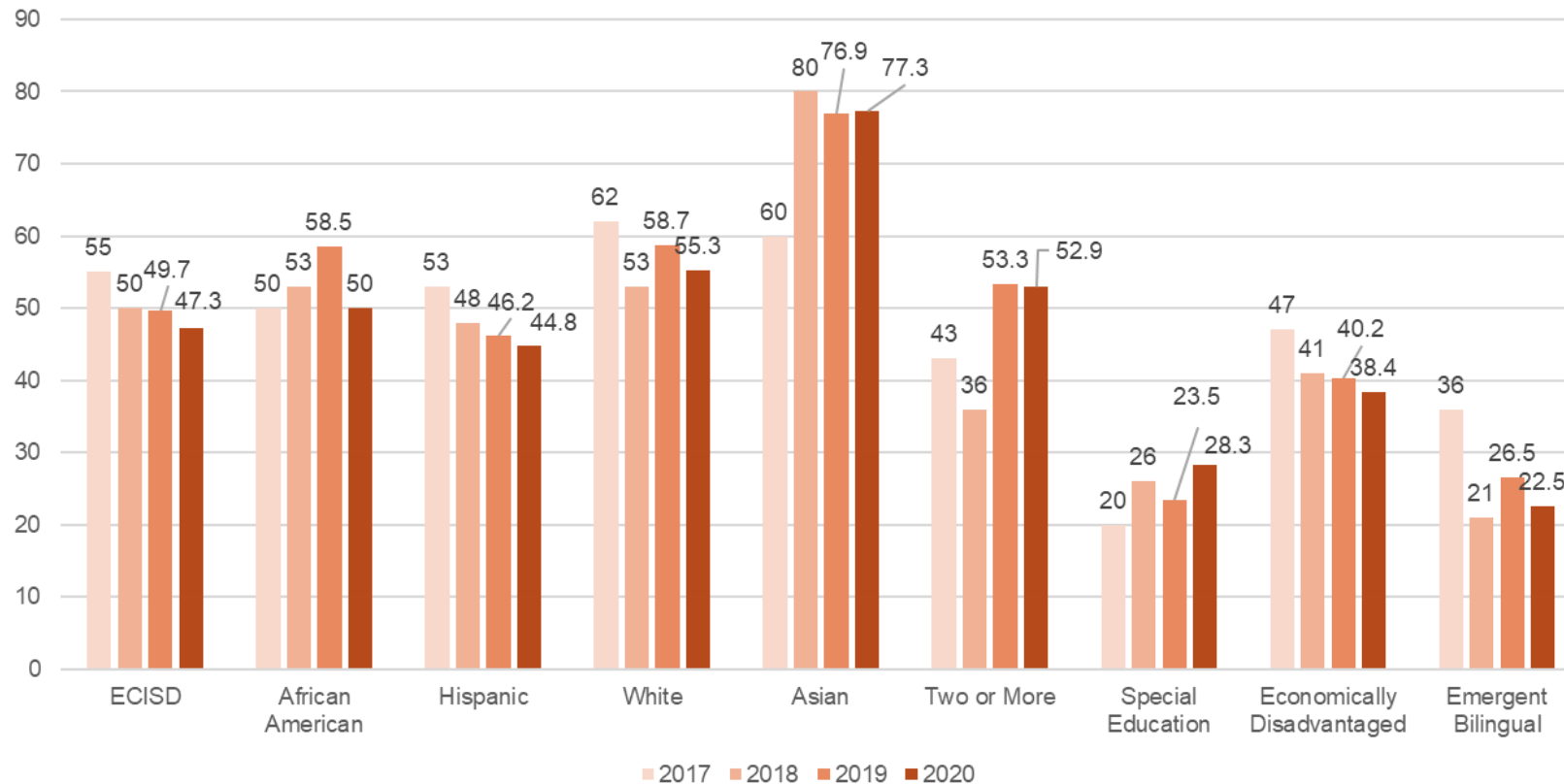
Section 6: Student Performance in Postsecondary Institutions



107

Section 6: Student Performance in Postsecondary Institutions

Percentage of Graduates Enrolled in Texas Institutions of Higher Education by Student Group



Section 7: 2021-2022 TAPR Glossary

- Each year, TEA prepares and publishes a *TAPR Glossary*.
- The *TAPR Glossary* provides definitions, describes methodologies, and lists sources for each data point in the TAPR.
- A Spanish version of the *TAPR Glossary* is scheduled for release in late winter.

2021–22 Texas Academic Performance Report (TAPR) Glossary

Cover Page

2022 Accountability Rating: The overall rating earned by the district or campus for 2022.

2022 Special Education Determination Status (*district TAPR only*): This label represents an integrated determination level status based on an evaluation of each local educational agency's (LEA) Results Driven Accountability (RDA) indicators in the special education program area and four Federally Required Elements (FREs), which include the State Performance Plan (SPP) compliance indicators 9, 10, 11, 12, and 13; data integrity; uncorrected noncompliance; and financial audit findings. Each LEA receives one of four special education determination levels (DLs):

Meets Requirements

Needs Assistance

Needs Intervention

Needs Substantial Intervention

For additional information, please see the links below.

[General Information about RDA and SPP/APR:](#)

Results Driven Accountability (RDA): <https://tea.texas.gov/academics/special-student-populations/review-and-support/results-driven-accountability-rda>

State Performance Plan and Annual Performance Report: <https://tea.texas.gov/reports-and-data/data-submission/state-performance-plan#stateperformance>

[Methodology for RDA and SPP/APR:](#)

2022 RDA Manual: <https://tea.texas.gov/sites/default/files/2022-rda-manual.pdf>

FFY 2022 SPP/APR Methodology: <https://sites.ed.gov/idea/spp-apr-letters?selected-category=&selected-year=&state=Texas>

[Data Reports for RDA and SPP/APR:](#)

SPP/APR Data Report: <https://rptsvr1.tea.texas.gov/idea/index.html>

RDA Data Reports: <https://tea.texas.gov/student-assessment/monitoring-and-interventions/rda/results-driven-accountability-data-and-reports>

109

Appendix A

Reports available:

- Report on violent or criminal incidents that occur at each campus
- School Violence Prevention and Violence Intervention Policies and Procedures 2021-2022 (attachment)
- *TAPR Glossary*

110

Resources and Availability of Annual Report

- The District's TAPR will be posted on the district's website within two weeks after this meeting
- Paper copies will also be available at the district's Central Office and on each campus in the district
- For additional information, reports are available on TEA's [website](#)

111

For questions or more information, you may contact:

- Dr. Jessica Gore: Executive Director of Accountability
- 432-456-5811
- jessica.gore@ectorcountyisd.org

2021-22 Texas Academic Performance Report (TAPR)

District Name: ECTOR COUNTY ISD

District Number: 068901

2022 Accountability Rating: B

2022 Special Education Determination Status:

Needs Intervention

This page is intentionally blank.

Texas Education Agency
2021-22 STAAR Performance (TAPR)
ECTOR COUNTY ISD (068901) - ECTOR COUNTY

	School Year	State	Region 18	District	African American	Hispanic	White	American Indian	Asian	Pacific Islander	Two or More Races	Special Ed (Current)	Special Ed (Former)	Continuously Enrolled	Non-Continuously Enrolled	Econ Disadv	EB / EL (Current & Monitored)
STAAR Performance Rates by Tested Grade, Subject, and Performance Level																	
Grade 3 Reading																	
At Approaches Grade Level or Above	2022	76%	72%	65%	64%	63%	76%	*	100%	86%	83%	43%	55%	65%	67%	60%	53%
	2021	67%	64%	56%	56%	53%	66%	*	89%	56%	72%	35%	63%	56%	58%	51%	50%
At Meets Grade Level or Above	2022	51%	44%	37%	40%	34%	50%	*	85%	57%	53%	24%	30%	37%	37%	31%	24%
	2021	39%	33%	26%	21%	23%	44%	*	56%	33%	28%	17%	35%	26%	29%	21%	21%
At Masters Grade Level	2022	30%	24%	19%	15%	17%	30%	*	54%	29%	40%	6%	21%	19%	21%	14%	13%
	2021	19%	15%	12%	5%	10%	21%	*	28%	11%	12%	4%	13%	11%	15%	8%	12%
Grade 3 Mathematics																	
At Approaches Grade Level or Above	2022	71%	69%	62%	59%	61%	69%	*	100%	100%	80%	39%	64%	63%	60%	58%	58%
	2021	62%	62%	53%	49%	51%	64%	*	78%	33%	44%	35%	78%	53%	52%	49%	53%
At Meets Grade Level or Above	2022	43%	39%	32%	31%	30%	42%	*	92%	43%	40%	24%	32%	32%	30%	28%	30%
	2021	31%	28%	22%	9%	21%	33%	*	50%	22%	28%	20%	37%	22%	22%	18%	21%
At Masters Grade Level	2022	21%	17%	13%	11%	12%	20%	*	46%	29%	33%	9%	21%	13%	14%	10%	11%
	2021	14%	12%	8%	4%	7%	14%	*	33%	11%	16%	4%	12%	8%	9%	6%	10%
Grade 4 Reading																	
At Approaches Grade Level or Above	2022	77%	72%	65%	70%	63%	74%	*	100%	57%	69%	39%	71%	66%	65%	62%	52%
	2021	63%	56%	48%	45%	45%	64%	*	79%	45%	25%	27%	44%	47%	49%	41%	40%
At Meets Grade Level or Above	2022	54%	46%	39%	36%	37%	53%	*	75%	29%	41%	24%	42%	40%	39%	36%	28%
	2021	36%	31%	23%	17%	20%	41%	*	21%	27%	17%	15%	17%	23%	26%	18%	18%
At Masters Grade Level	2022	28%	21%	17%	15%	15%	27%	*	38%	14%	14%	8%	20%	18%	15%	14%	11%
	2021	17%	12%	9%	5%	8%	17%	*	11%	0%	8%	4%	10%	8%	12%	6%	5%
Grade 4 Mathematics																	
At Approaches Grade Level or Above	2022	70%	67%	62%	46%	61%	68%	*	100%	43%	66%	38%	71%	63%	56%	58%	60%
	2021	59%	60%	51%	40%	50%	63%	*	79%	9%	58%	31%	56%	51%	52%	46%	48%
At Meets Grade Level or Above	2022	43%	39%	34%	21%	33%	43%	*	81%	29%	41%	23%	42%	35%	32%	30%	31%
	2021	36%	34%	25%	15%	23%	41%	*	42%	9%	21%	16%	23%	25%	28%	21%	22%
At Masters Grade Level	2022	23%	19%	15%	5%	14%	21%	*	56%	14%	10%	8%	20%	15%	14%	12%	14%
	2021	21%	19%	12%	5%	10%	26%	*	26%	0%	8%	4%	10%	12%	14%	9%	9%
Grade 5 Reading																	

114

Texas Education Agency
2021-22 STAAR Performance (TAPR)
ECTOR COUNTY ISD (068901) - ECTOR COUNTY

	School Year	State	Region 18	District	African American	Hispanic	White	American Indian	Asian	Pacific Islander	Two or More Races	Special Ed (Current)	Special Ed (Former)	Continuously Enrolled	Non-Continuously Enrolled	Econ Disadv	EB / EL (Current & Monitored)
At Approaches Grade Level or Above	2022	81%	76%	71%	70%	70%	77%	*	87%	70%	79%	38%	70%	71%	71%	66%	63%
	2021	73%	67%	61%	53%	59%	66%	*	100%	56%	68%	29%	48%	59%	66%	55%	59%
At Meets Grade Level or Above	2022	58%	50%	44%	43%	41%	57%	*	87%	30%	58%	23%	34%	43%	46%	37%	33%
	2021	46%	39%	33%	22%	32%	40%	*	84%	22%	40%	15%	25%	33%	34%	27%	31%
At Masters Grade Level	2022	36%	29%	24%	23%	21%	40%	*	80%	30%	21%	7%	21%	24%	28%	19%	18%
	2021	30%	23%	20%	13%	19%	24%	*	60%	11%	32%	4%	19%	19%	20%	15%	17%
Grade 5 Mathematics																	
At Approaches Grade Level or Above	2022	77%	74%	70%	59%	68%	77%	*	93%	70%	89%	45%	66%	70%	67%	65%	67%
	2021	70%	68%	63%	55%	63%	63%	*	100%	44%	80%	40%	56%	62%	65%	58%	68%
At Meets Grade Level or Above	2022	48%	43%	38%	30%	36%	48%	*	73%	30%	58%	23%	34%	38%	38%	33%	35%
	2021	44%	40%	36%	29%	35%	37%	*	80%	33%	32%	21%	25%	36%	37%	31%	39%
At Masters Grade Level	2022	25%	20%	16%	6%	15%	25%	*	53%	0%	37%	6%	18%	16%	17%	14%	15%
	2021	25%	21%	18%	13%	18%	20%	*	64%	22%	20%	7%	16%	19%	18%	15%	20%
Grade 5 Science																	
At Approaches Grade Level or Above	2022	66%	63%	56%	43%	54%	71%	*	87%	80%	63%	32%	61%	57%	53%	51%	48%
	2021	62%	57%	49%	44%	48%	58%	*	88%	44%	52%	26%	40%	49%	52%	43%	44%
At Meets Grade Level or Above	2022	38%	34%	28%	19%	25%	45%	*	73%	20%	37%	19%	23%	27%	29%	23%	21%
	2021	31%	25%	20%	16%	18%	26%	*	68%	22%	16%	13%	13%	20%	19%	15%	14%
At Masters Grade Level	2022	18%	14%	10%	4%	8%	23%	*	47%	10%	11%	7%	10%	10%	9%	7%	6%
	2021	13%	9%	7%	5%	6%	12%	*	52%	11%	4%	4%	2%	8%	7%	4%	4%
Grade 6 Reading																	
At Approaches Grade Level or Above	2022	70%	66%	57%	38%	56%	64%	*	95%	43%	64%	29%	53%	57%	57%	52%	52%
	2021	62%	55%	48%	40%	48%	53%	50%	78%	33%	57%	20%	38%	49%	45%	42%	40%
At Meets Grade Level or Above	2022	43%	38%	30%	23%	28%	40%	*	68%	14%	44%	16%	28%	30%	30%	25%	23%
	2021	32%	25%	19%	23%	17%	26%	0%	39%	17%	14%	12%	18%	19%	17%	13%	12%
At Masters Grade Level	2022	23%	18%	13%	11%	11%	20%	*	55%	0%	22%	5%	12%	12%	15%	10%	10%
	2021	15%	9%	7%	10%	6%	11%	0%	11%	0%	11%	4%	4%	7%	6%	5%	4%
Grade 6 Mathematics																	
At Approaches Grade Level or Above	2022	73%	71%	65%	51%	65%	69%	*	100%	71%	75%	35%	54%	66%	63%	61%	67%
	2021	68%	62%	51%	35%	51%	56%	50%	83%	50%	50%	23%	43%	51%	50%	44%	53%

115

Texas Education Agency
2021-22 STAAR Performance (TAPR)
ECTOR COUNTY ISD (068901) - ECTOR COUNTY

	School Year	State	Region 18	District	African American	Hispanic	White	American Indian	Asian	Pacific Islander	Two or More Races	Special Ed (Current)	Special Ed (Former)	Continuously Enrolled	Non-Continuously Enrolled	Econ Disadv	EB / EL (Current & Monitored)
At Meets Grade Level or Above	2022	39%	36%	33%	22%	32%	35%	*	91%	14%	42%	17%	26%	34%	30%	28%	33%
	2021	36%	29%	21%	15%	20%	25%	33%	67%	0%	29%	13%	20%	21%	22%	16%	19%
At Masters Grade Level	2022	16%	14%	13%	4%	13%	12%	*	59%	0%	22%	9%	10%	13%	11%	10%	13%
	2021	15%	10%	7%	6%	6%	8%	0%	39%	0%	7%	5%	7%	7%	5%	5%	6%
Grade 7 Reading																	
At Approaches Grade Level or Above	2022	80%	73%	68%	65%	68%	73%	75%	61%	71%	53%	35%	52%	70%	63%	64%	64%
	2021	69%	59%	52%	38%	50%	61%	60%	83%	67%	65%	21%	41%	52%	49%	46%	47%
At Meets Grade Level or Above	2022	56%	45%	40%	35%	40%	44%	50%	50%	29%	34%	17%	31%	42%	35%	35%	35%
	2021	45%	35%	29%	16%	27%	38%	20%	70%	33%	31%	15%	20%	29%	27%	24%	22%
At Masters Grade Level	2022	37%	27%	23%	17%	22%	29%	13%	33%	29%	28%	4%	19%	24%	19%	19%	18%
	2021	25%	18%	14%	8%	13%	18%	20%	57%	0%	15%	8%	11%	14%	14%	12%	12%
Grade 7 Mathematics																	
At Approaches Grade Level or Above	2022	61%	54%	54%	42%	55%	53%	63%	83%	43%	45%	25%	43%	56%	46%	49%	116 56%
	2021	55%	47%	41%	22%	40%	47%	60%	78%	17%	48%	19%	31%	42%	38%	35%	38%
At Meets Grade Level or Above	2022	31%	24%	27%	18%	26%	32%	13%	72%	14%	24%	14%	19%	28%	23%	22%	26%
	2021	27%	18%	17%	3%	15%	23%	40%	57%	0%	20%	12%	13%	17%	14%	13%	16%
At Masters Grade Level	2022	13%	9%	11%	9%	10%	14%	0%	50%	14%	9%	6%	13%	11%	8%	8%	11%
	2021	12%	5%	5%	0%	5%	7%	40%	35%	0%	16%	8%	2%	6%	4%	4%	5%
Grade 8 Reading																	
At Approaches Grade Level or Above	2022	83%	76%	72%	56%	71%	81%	83%	95%	40%	70%	69%	37%	73%	68%	72%	69%
	2021	73%	66%	58%	49%	57%	68%	50%	94%	60%	62%	28%	45%	59%	57%	51%	51%
At Meets Grade Level or Above	2022	58%	48%	44%	29%	42%	56%	67%	71%	40%	52%	48%	17%	45%	40%	43%	39%
	2021	46%	38%	28%	27%	26%	38%	13%	50%	20%	45%	18%	24%	28%	29%	21%	22%
At Masters Grade Level	2022	37%	29%	26%	15%	24%	33%	67%	62%	0%	39%	24%	10%	26%	24%	24%	22%
	2021	21%	15%	10%	9%	9%	15%	0%	28%	0%	10%	6%	2%	10%	10%	7%	6%
Grade 8 Mathematics																	
At Approaches Grade Level or Above	2022	71%	64%	49%	35%	49%	53%	*	63%	60%	53%	52%	24%	48%	52%	50%	47%
	2021	62%	56%	31%	18%	30%	39%	29%	33%	*	22%	21%	18%	29%	36%	27%	33%
At Meets Grade Level or Above	2022	40%	33%	15%	5%	14%	21%	*	50%	20%	16%	26%	3%	14%	18%	15%	14%
	2021	36%	31%	10%	6%	10%	11%	14%	17%	*	11%	15%	9%	9%	11%	7%	12%

Texas Education Agency
2021-22 STAAR Performance (TAPR)
ECTOR COUNTY ISD (068901) - ECTOR COUNTY

	School Year	State	Region 18	District	African American	Hispanic	White	American Indian	Asian	Pacific Islander	Two or More Races	Special Ed (Current)	Special Ed (Former)	Continuously Enrolled	Non-Continuously Enrolled	Econ Disadv	EB / EL (Current & Monitored)
At Masters Grade Level	2022	14%	10%	2%	0%	2%	4%	*	25%	0%	5%	10%	1%	2%	2%	2%	1%
	2021	11%	9%	1%	1%	1%	2%	0%	0%	*	0%	8%	0%	1%	1%	1%	1%
Grade 8 Science																	
At Approaches Grade Level or Above	2022	74%	66%	57%	41%	55%	72%	83%	90%	20%	63%	60%	25%	58%	55%	57%	52%
	2021	68%	59%	46%	37%	43%	64%	38%	83%	*	64%	24%	40%	47%	44%	38%	37%
At Meets Grade Level or Above	2022	45%	34%	26%	15%	23%	43%	67%	76%	0%	38%	35%	8%	26%	28%	26%	22%
	2021	43%	33%	23%	18%	20%	36%	25%	61%	*	25%	17%	19%	22%	23%	16%	15%
At Masters Grade Level	2022	24%	15%	11%	2%	9%	22%	33%	52%	0%	17%	14%	4%	11%	10%	11%	8%
	2021	24%	16%	9%	7%	8%	16%	13%	44%	*	11%	8%	7%	10%	8%	6%	6%
Grade 8 Social Studies																	
At Approaches Grade Level or Above	2022	61%	46%	29%	21%	26%	41%	50%	71%	0%	33%	36%	11%	29%	28%	28%	25%
	2021	57%	44%	30%	23%	27%	41%	25%	61%	20%	39%	21%	27%	29%	32%	22%	21%
At Meets Grade Level or Above	2022	31%	18%	8%	1%	6%	16%	0%	33%	0%	8%	18%	2%	7%	9%	8%	5%
	2021	28%	18%	9%	8%	8%	15%	13%	39%	0%	7%	17%	5%	10%	8%	6%	6%
At Masters Grade Level	2022	18%	10%	3%	0%	3%	6%	0%	29%	0%	4%	10%	1%	3%	3%	3%	2%
	2021	14%	7%	3%	1%	2%	5%	0%	6%	0%	0%	5%	0%	2%	3%	1%	1%
End of Course English I																	
At Approaches Grade Level or Above	2022	65%	54%	47%	37%	45%	57%	80%	76%	44%	55%	14%	32%	46%	48%	40%	33%
	2021	67%	56%	51%	48%	48%	65%	*	79%	33%	71%	18%	32%	51%	53%	47%	34%
At Meets Grade Level or Above	2022	47%	34%	28%	21%	25%	40%	30%	64%	11%	45%	9%	22%	27%	29%	22%	16%
	2021	50%	37%	31%	25%	28%	47%	*	74%	17%	55%	8%	14%	30%	35%	26%	17%
At Masters Grade Level	2022	11%	5%	3%	4%	3%	4%	10%	20%	0%	12%	3%	0%	3%	5%	2%	1%
	2021	12%	5%	3%	3%	2%	5%	*	26%	0%	10%	1%	0%	3%	4%	2%	1%
End of Course English II																	
At Approaches Grade Level or Above	2022	72%	61%	55%	58%	51%	69%	50%	62%	33%	68%	22%	25%	55%	52%	47%	30%
	2021	71%	61%	53%	47%	51%	60%	43%	83%	33%	71%	18%	14%	53%	53%	47%	33%
At Meets Grade Level or Above	2022	55%	41%	35%	35%	32%	46%	50%	62%	22%	64%	13%	19%	35%	34%	29%	14%
	2021	57%	45%	37%	30%	35%	46%	29%	69%	33%	57%	14%	14%	36%	39%	32%	15%

117

Texas Education Agency
2021-22 STAAR Performance (TAPR)
ECTOR COUNTY ISD (068901) - ECTOR COUNTY

	School Year	State	Region 18	District	African American	Hispanic	White	American Indian	Asian	Pacific Islander	Two or More Races	Special Ed (Current)	Special Ed (Former)	Continuously Enrolled	Non-Continuously Enrolled	Econ Disadv	EB / EL (Current & Monitored)
At Masters Grade Level	2022	9%	5%	3%	2%	2%	6%	13%	19%	0%	7%	3%	0%	3%	3%	2%	0%
	2021	11%	5%	3%	2%	2%	6%	0%	19%	0%	10%	2%	0%	3%	4%	2%	0%
End of Course Algebra I																	
At Approaches Grade Level or Above	2022	76%	67%	59%	48%	59%	65%	67%	82%	50%	48%	37%	61%	58%	63%	57%	62%
	2021	73%	67%	55%	41%	55%	59%	*	91%	*	43%	27%	48%	55%	56%	50%	54%
At Meets Grade Level or Above	2022	43%	33%	26%	12%	25%	31%	33%	77%	50%	30%	20%	34%	25%	29%	25%	30%
	2021	41%	32%	22%	14%	21%	25%	*	68%	*	17%	11%	24%	21%	22%	18%	20%
At Masters Grade Level	2022	27%	18%	14%	4%	13%	15%	17%	73%	17%	13%	10%	12%	13%	15%	13%	17%
	2021	23%	16%	9%	4%	8%	10%	*	32%	*	13%	3%	3%	8%	10%	7%	9%
End of Course Biology																	
At Approaches Grade Level or Above	2022	83%	81%	77%	80%	74%	89%	83%	84%	56%	87%	50%	55%	77%	77%	72%	62%
	2021	82%	78%	71%	65%	68%	85%	*	89%	43%	80%	36%	56%	71%	72%	67%	58%
At Meets Grade Level or Above	2022	55%	48%	40%	38%	37%	56%	50%	68%	11%	62%	16%	35%	39%	46%	32%	118 24%
	2021	55%	45%	36%	31%	32%	55%	*	75%	14%	56%	14%	19%	36%	37%	31%	24%
At Masters Grade Level	2022	21%	15%	11%	14%	9%	18%	8%	44%	0%	18%	5%	10%	11%	13%	8%	6%
	2021	22%	14%	11%	9%	8%	21%	*	36%	0%	32%	2%	6%	11%	11%	7%	5%
End of Course U.S. History																	
At Approaches Grade Level or Above	2022	89%	84%	80%	79%	78%	91%	*	94%	*	85%	45%	*	80%	79%	76%	62%
	2021	88%	84%	82%	65%	80%	90%	*	100%	*	85%	52%	80%	82%	81%	80%	61%
At Meets Grade Level or Above	2022	68%	56%	49%	49%	45%	67%	*	81%	*	46%	26%	*	48%	51%	42%	24%
	2021	69%	59%	52%	35%	50%	65%	*	84%	*	62%	33%	40%	52%	53%	47%	24%
At Masters Grade Level	2022	42%	27%	22%	22%	19%	40%	*	56%	*	31%	9%	*	22%	23%	18%	8%
	2021	43%	31%	25%	7%	23%	33%	*	60%	*	38%	11%	0%	25%	24%	20%	9%
SAT/ACT All Subjects																	
At Approaches Grade Level or Above	2022	92%	89%	85%	*	86%	85%	*	100%	-	63%	-	-	85%	85%	87%	75%
	2021	95%	92%	87%	60%	85%	92%	-	92%	-	*	-	-	87%	86%	85%	72%
At Meets Grade Level or Above	2022	64%	51%	40%	*	37%	51%	*	63%	-	38%	-	-	39%	54%	37%	25%
	2021	69%	53%	39%	20%	35%	46%	-	58%	-	*	-	-	38%	50%	30%	11%

Texas Education Agency
2021-22 STAAR Performance (TAPR)
ECTOR COUNTY ISD (068901) - ECTOR COUNTY

	School Year	State	Region 18	District	African American	Hispanic	White	American Indian	Asian	Pacific Islander	Two or More Races	Special Ed (Current)	Special Ed (Former)	Continuously Enrolled	Non-Continuously Enrolled	Econ Disadv	EB / EL (Current & Monitored)
At Masters Grade Level	2022	13%	3%	1%	*	0%	0%	*	13%	-	0%	-	-	1%	0%	0%	0%
	2021	14%	5%	1%	0%	0%	3%	-	25%	-	*	-	-	1%	0%	0%	0%
All Grades All Subjects																	
At Approaches Grade Level or Above	2022	74%	68%	61%	53%	60%	70%	70%	86%	57%	65%	39%	43%	61%	59%	57%	53%
	2021	67%	60%	52%	43%	50%	62%	49%	85%	41%	58%	27%	45%	52%	53%	46%	45%
At Meets Grade Level or Above	2022	48%	39%	33%	26%	31%	43%	38%	71%	24%	42%	22%	20%	33%	33%	28%	25%
	2021	41%	33%	25%	19%	23%	35%	26%	61%	20%	31%	15%	20%	25%	26%	20%	19%
At Masters Grade Level	2022	23%	17%	13%	9%	12%	20%	14%	47%	10%	19%	8%	10%	13%	13%	11%	10%
	2021	18%	13%	9%	5%	8%	14%	7%	33%	5%	13%	5%	7%	9%	9%	7%	6%
All Grades ELA/Reading																	
At Approaches Grade Level or Above	2022	75%	68%	61%	56%	60%	71%	71%	83%	56%	66%	36%	50%	62%	60%	57%	52%
	2021	68%	60%	53%	47%	51%	63%	53%	86%	48%	62%	25%	45%	53%	54%	48%	44%
At Meets Grade Level or Above	2022	53%	43%	36%	32%	34%	48%	44%	69%	28%	48%	21%	27%	37%	35%	32%	119 27%
	2021	45%	35%	28%	23%	26%	40%	21%	60%	26%	36%	14%	22%	28%	30%	23%	20%
At Masters Grade Level	2022	25%	19%	15%	12%	13%	22%	22%	42%	13%	22%	7%	14%	15%	14%	12%	12%
	2021	18%	13%	9%	7%	8%	14%	5%	31%	3%	13%	4%	10%	9%	10%	7%	7%
All Grades Mathematics																	
At Approaches Grade Level or Above	2022	72%	67%	61%	48%	60%	66%	68%	91%	63%	64%	39%	49%	61%	59%	57%	59%
	2021	66%	61%	51%	38%	50%	58%	48%	84%	31%	51%	29%	50%	51%	51%	46%	50%
At Meets Grade Level or Above	2022	42%	36%	30%	19%	28%	37%	30%	78%	29%	36%	21%	23%	30%	29%	26%	28%
	2021	37%	31%	23%	13%	21%	29%	29%	59%	17%	24%	16%	22%	22%	23%	19%	21%
At Masters Grade Level	2022	20%	15%	12%	6%	11%	16%	8%	52%	10%	17%	9%	11%	12%	12%	10%	12%
	2021	18%	13%	9%	5%	8%	12%	10%	36%	6%	12%	5%	8%	9%	9%	7%	9%
All Grades Science																	
At Approaches Grade Level or Above	2022	76%	70%	64%	56%	62%	78%	76%	87%	58%	74%	48%	37%	64%	64%	60%	54%
	2021	71%	65%	56%	49%	53%	69%	43%	87%	35%	65%	28%	43%	55%	56%	48%	46%
At Meets Grade Level or Above	2022	47%	39%	32%	25%	29%	48%	48%	72%	13%	49%	24%	14%	31%	36%	27%	22%
	2021	44%	35%	26%	22%	23%	39%	29%	69%	15%	32%	15%	16%	26%	27%	20%	17%

Texas Education Agency
2021-22 STAAR Performance (TAPR)
ECTOR COUNTY ISD (068901) - ECTOR COUNTY

	School Year	State	Region 18	District	African American	Hispanic	White	American Indian	Asian	Pacific Islander	Two or More Races	Special Ed (Current)	Special Ed (Former)	Continuously Enrolled	Non-Continuously Enrolled	Econ Disadv	EB / EL (Current & Monitored)	
At Masters Grade Level	2022	21%	15%	11%	7%	9%	21%	14%	48%	4%	16%	9%	6%	11%	11%	9%	7%	
	2021	20%	13%	9%	7%	7%	16%	7%	44%	5%	15%	5%	4%	9%	9%	6%	5%	
All Grades Social Studies																		
At Approaches Grade Level or Above	2022	75%	64%	54%	48%	52%	64%	60%	85%	22%	51%	40%	11%	54%	53%	49%	36%	
	2021	73%	63%	53%	41%	52%	63%	45%	84%	56%	61%	33%	33%	53%	55%	46%	36%	
At Meets Grade Level or Above	2022	50%	37%	28%	24%	25%	40%	20%	62%	11%	22%	21%	3%	27%	30%	23%	11%	
	2021	49%	38%	29%	19%	27%	38%	27%	65%	22%	33%	23%	9%	29%	29%	23%	13%	
At Masters Grade Level	2022	30%	18%	13%	10%	11%	22%	0%	45%	0%	14%	9%	2%	12%	13%	10%	4%	
	2021	29%	19%	13%	4%	12%	18%	9%	37%	11%	19%	8%	0%	13%	13%	9%	4%	
STAAR Performance Rates by Enrolled Grade at Meets Grade Level or Above																		
3rd Graders																		
Reading and Mathematics	2022	36%	31%	24%	23%	22%	35%	*	85%	29%	40%	18%	26%	24%	26%	20%	120	17%
	2021	24%	20%	15%	5%	13%	28%	*	39%	22%	16%	13%	20%	15%	15%	12%		12%
Reading and Mathematics Including EOC	2022	36%	31%	24%	23%	22%	35%	*	85%	29%	40%	18%	26%	24%	26%	20%	17%	
	2021	24%	20%	15%	5%	13%	28%	*	39%	22%	16%	13%	20%	15%	15%	12%	12%	
Reading Including EOC	2022	51%	44%	37%	40%	34%	50%	*	85%	57%	53%	24%	30%	37%	37%	31%	24%	
	2021	38%	33%	26%	21%	23%	44%	*	56%	33%	28%	17%	35%	26%	29%	21%	21%	
Math Including EOC	2022	43%	39%	32%	31%	30%	42%	*	92%	43%	40%	24%	32%	32%	30%	28%	30%	
	2021	31%	28%	22%	9%	21%	33%	*	50%	22%	28%	20%	37%	22%	22%	18%	21%	
4th Graders																		
Reading and Mathematics	2022	36%	30%	25%	19%	23%	36%	*	69%	14%	21%	18%	26%	25%	24%	21%	18%	
	2021	26%	23%	16%	11%	13%	34%	*	21%	9%	13%	12%	16%	15%	18%	12%	11%	
Reading and Mathematics Including EOC	2022	36%	30%	25%	19%	23%	36%	*	69%	14%	21%	18%	26%	25%	24%	21%	18%	
	2021	26%	23%	16%	11%	13%	34%	*	21%	9%	13%	12%	16%	15%	18%	12%	11%	
Reading Including EOC	2022	54%	46%	39%	36%	37%	53%	*	75%	29%	39%	24%	42%	40%	39%	36%	28%	
	2021	36%	31%	23%	17%	20%	41%	*	21%	27%	17%	15%	17%	23%	26%	18%	18%	
Math Including EOC	2022	43%	39%	34%	21%	33%	43%	*	81%	29%	39%	23%	42%	35%	32%	30%	31%	
	2021	36%	34%	25%	14%	23%	41%	*	42%	9%	21%	16%	23%	25%	28%	21%	22%	
5th Graders																		
Reading and Mathematics	2022	41%	34%	29%	24%	27%	41%	*	73%	20%	42%	16%	21%	29%	30%	24%	24%	
	2021	34%	28%	24%	18%	23%	27%	*	72%	22%	24%	13%	19%	24%	22%	19%	22%	

Texas Education Agency
2021-22 STAAR Performance (TAPR)
ECTOR COUNTY ISD (068901) - ECTOR COUNTY

	School Year	State	Region 18	District	African American	Hispanic	White	American Indian	Asian	Pacific Islander	Two or More Races	Special Ed (Current)	Special Ed (Former)	Continuously Enrolled	Non-Continuously Enrolled	Econ Disadv	EB / EL (Current & Monitored)
Reading and Mathematics Including EOC	2022	41%	34%	29%	24%	27%	41%	*	73%	20%	42%	16%	21%	29%	30%	24%	24%
	2021	34%	28%	24%	18%	23%	27%	*	72%	22%	24%	13%	19%	24%	22%	19%	22%
Reading Including EOC	2022	58%	50%	44%	43%	41%	57%	*	87%	30%	58%	23%	34%	43%	46%	37%	33%
	2021	46%	39%	33%	22%	32%	40%	*	84%	22%	40%	15%	25%	33%	34%	27%	31%
Math Including EOC	2022	48%	43%	38%	30%	36%	48%	*	73%	30%	58%	23%	34%	38%	38%	33%	34%
	2021	44%	40%	36%	29%	35%	37%	*	80%	33%	32%	21%	25%	36%	37%	31%	38%
6th Graders																	
Reading and Mathematics	2022	31%	26%	21%	14%	20%	25%	*	68%	14%	36%	12%	18%	22%	19%	16%	17%
	2021	24%	18%	12%	12%	11%	18%	0%	39%	0%	14%	10%	9%	12%	11%	9%	8%
Reading and Mathematics Including EOC	2022	31%	26%	21%	14%	20%	25%	*	68%	14%	36%	12%	18%	22%	19%	16%	17%
	2021	24%	18%	12%	12%	11%	18%	0%	39%	0%	14%	10%	9%	12%	11%	9%	8%
Reading Including EOC	2022	43%	38%	30%	23%	28%	40%	*	68%	14%	44%	16%	28%	30%	30%	25%	23%
	2021	32%	25%	19%	23%	17%	26%	0%	39%	17%	14%	12%	18%	19%	17%	13%	12%
Math Including EOC	2022	40%	36%	33%	22%	32%	35%	*	91%	14%	42%	17%	26%	34%	30%	28%	33%
	2021	36%	29%	21%	15%	20%	25%	33%	67%	0%	29%	13%	20%	21%	21%	16%	18%
7th Graders																	
Reading and Mathematics	2022	32%	25%	22%	15%	21%	29%	13%	50%	14%	22%	12%	15%	23%	18%	18%	21%
	2021	26%	17%	13%	2%	12%	20%	20%	48%	0%	12%	12%	8%	13%	12%	10%	12%
Reading and Mathematics Including EOC	2022	33%	25%	22%	15%	21%	29%	13%	50%	14%	22%	12%	15%	23%	18%	18%	21%
	2021	27%	18%	13%	2%	12%	20%	20%	48%	0%	12%	12%	8%	13%	12%	10%	12%
Reading Including EOC	2022	56%	45%	40%	35%	40%	44%	50%	50%	29%	34%	17%	31%	42%	35%	35%	35%
	2021	45%	35%	29%	16%	27%	38%	20%	70%	33%	31%	15%	20%	29%	27%	24%	22%
Math Including EOC	2022	37%	29%	27%	18%	26%	32%	13%	72%	14%	24%	14%	19%	28%	23%	22%	26%
	2021	32%	22%	17%	3%	15%	23%	40%	57%	0%	20%	12%	13%	17%	14%	13%	16%
8th Graders																	
Reading and Mathematics	2022	27%	22%	11%	4%	11%	18%	*	38%	20%	16%	24%	2%	11%	14%	11%	9%
	2021	21%	19%	6%	6%	5%	9%	0%	17%	*	6%	15%	9%	6%	5%	4%	5%
Reading and Mathematics Including EOC	2022	41%	31%	25%	6%	24%	31%	33%	67%	20%	30%	33%	6%	25%	21%	24%	21%
	2021	33%	24%	13%	10%	11%	17%	13%	50%	*	11%	15%	14%	13%	10%	9%	10%
Reading Including EOC	2022	58%	48%	44%	29%	42%	56%	67%	71%	40%	52%	48%	17%	45%	40%	43%	39%
	2021	47%	38%	28%	27%	26%	38%	13%	50%	20%	45%	18%	24%	28%	29%	21%	22%

121

Texas Education Agency
2021-22 STAAR Performance (TAPR)
ECTOR COUNTY ISD (068901) - ECTOR COUNTY

	School Year	State	Region 18	District	African American	Hispanic	White	American Indian	Asian	Pacific Islander	Two or More Races	Special Ed (Current)	Special Ed (Former)	Continuously Enrolled	Non-Continuously Enrolled	Econ Disadv	EB / EL (Current & Monitored)
Math Including EOC	2022	48%	37%	29%	8%	28%	36%	50%	76%	20%	30%	36%	8%	30%	27%	29%	27%
	2021	43%	32%	17%	11%	16%	20%	25%	56%	*	14%	15%	14%	17%	14%	13%	17%
3rd - 8th Graders																	
Reading and Mathematics	2022	34%	28%	23%	16%	21%	31%	21%	65%	19%	30%	17%	14%	23%	22%	19%	17%
	2021	26%	21%	15%	9%	13%	23%	4%	44%	11%	14%	12%	14%	15%	14%	11%	12%
Reading and Mathematics Including EOC	2022	36%	29%	24%	17%	23%	33%	27%	68%	19%	32%	19%	16%	25%	23%	21%	20%
	2021	28%	22%	15%	10%	14%	24%	7%	46%	11%	15%	12%	15%	16%	15%	12%	13%
Reading Including EOC	2022	53%	45%	39%	34%	37%	50%	48%	71%	33%	46%	26%	28%	39%	38%	34%	31%
	2021	41%	33%	26%	21%	24%	38%	11%	55%	26%	29%	15%	23%	26%	27%	21%	21%
Math Including EOC	2022	43%	37%	32%	22%	31%	39%	35%	81%	26%	38%	23%	23%	33%	30%	28%	30%
	2021	37%	31%	23%	14%	22%	30%	25%	60%	13%	24%	17%	22%	23%	23%	19%	22%

* Indicates results are masked due to small numbers to protect student confidentiality.

- Indicates there are no students in the group.

Texas Education Agency
2021-22 Progress (TAPR)
ECTOR COUNTY ISD (068901) - ECTOR COUNTY

Due to the cancellation of spring 2020 STAAR, 2022 and 2019 progress data are shown.

	School Year	State	Region18	District	African American	Hispanic	White	American Indian	Asian	Pacific Islander	Two or More Races	Special Ed (Current)	Special Ed (Former)	Continuously Enrolled	Non-Continuously Enrolled	Econ Disadv	EB/EL (Current & Monitored)
School Progress Domain - Academic Growth Score by Grade and Subject																	
Grade 4 ELA/Reading	2022	77	74	73	73	73	72	*	82	50	54	60	69	73	72	71	62
	2019	61	56	56	50	56	55	57	75	*	57	46	57	56	55	54	49
Grade 4 Mathematics	2022	74	70	71	71	72	66	*	86	92	75	64	78	72	69	70	67
	2019	65	58	58	50	58	59	93	80	*	50	57	67	57	61	56	54
Grade 5 ELA/Reading	2022	87	86	86	88	86	84	*	100	100	88	69	90	85	88	85	84
	2019	81	79	78	79	78	77	100	82	80	82	73	74	78	77	78	83
Grade 5 Mathematics	2022	79	74	76	76	76	76	*	100	100	94	77	80	76	76	77	75
	2019	83	77	79	74	79	80	86	89	70	70	83	78	80	78	79	80
Grade 6 ELA/Reading	2022	61	63	60	56	60	60	*	76	50	62	63	66	60	63	58	64
	2019	42	36	30	35	30	32	69	29	20	31	31	22	30	32	28	30
Grade 6 Mathematics	2022	61	61	62	58	62	60	*	93	58	64	57	57	62	59	61	60
	2019	54	49	40	40	40	41	63	59	40	40	39	37	40	39	37	38
Grade 7 ELA/Reading	2022	88	84	83	86	83	82	67	77	80	70	69	80	83	82	81	82
	2019	77	71	72	73	71	75	*	100	81	83	63	71	72	72	72	70
Grade 7 Mathematics	2022	60	56	63	63	63	61	58	87	100	59	51	61	64	58	61	65
	2019	62	55	57	59	57	59	*	59	38	64	42	64	59	51	54	58
Grade 8 ELA/Reading	2022	83	82	82	77	83	81	75	83	80	79	81	72	83	78	81	81
	2019	77	77	76	76	75	78	*	86	100	89	65	69	76	76	76	76
Grade 8 Mathematics	2022	74	72	69	62	70	68	*	79	100	63	63	61	69	70	70	68
	2019	82	81	80	83	80	78	*	97	*	73	68	71	81	76	80	82
End of Course English II	2022	71	69	67	63	67	68	*	81	*	60	64	65	68	62	65	62
	2019	69	65	65	65	63	68	38	74	*	89	60	36	65	62	62	57
End of Course Algebra I	2022	67	56	52	31	53	52	56	94	*	39	39	62	52	53	50	55
	2019	75	59	51	41	51	51	40	76	67	76	28	48	51	54	47	49
All Grades Both Subjects	2022	74	71	70	67	71	69	75	86	80	66	63	70	71	69	69	70
	2019	69	63	61	59	61	62	71	76	61	65	55	59	62	61	60	60
All Grades ELA/Reading	2022	78	76	75	74	76	75	81	83	72	67	68	74	76	74	74	75
	2019	68	64	63	62	62	64	68	74	70	69	56	56	63	63	61	61
All Grades Mathematics	2022	69	65	65	61	66	64	70	91	88	64	59	66	66	64	65	65
	2019	70	63	60	57	60	61	75	78	52	61	55	62	61	60	58	59

123

* Indicates results are masked due to small numbers to protect student confidentiality.
 - Indicates there are no students in the group.

Texas Education Agency
2021-22 Bilingual Education/English as a Second Language (Current EB Students/EL) (TAPR)
ECTOR COUNTY ISD (068901) - ECTOR COUNTY

Due to the cancellation of spring 2020 STAAR, 2022 and 2019 School progress and STAAR progress measure data are shown.

	School Year	State	Region 18	District	Total Bilingual Education	BE-Trans Early Exit	BE-Trans Late Exit	BE-Dual Two-Way	BE-Dual One-Way	ALP Bilingual (Exception)	Total ESL	ESL Content-Based	ESL Pull-Out	ALP ESL (Waiver)	EB/EL with Parental Denial	Never EB/EL	Total EB/EL (Current)	Monitored & Former EB/EL
STAAR Performance Rate by Subject and Performance Level																		
All Grades All Subjects																		
At Approaches Grade Level or Above	2022	74%	68%	61%	56%	-	55%	65%	56%	39%	53%	62%	50%	56%	49%	64%	52%	83%
	2021	67%	60%	52%	49%	*	49%	58%	44%	47%	37%	48%	34%	39%	41%	54%	41%	83%
At Meets Grade Level or Above	2022	48%	39%	33%	28%	-	27%	37%	27%	17%	23%	28%	22%	25%	20%	35%	23%	55%
	2021	41%	33%	25%	22%	*	22%	28%	16%	19%	12%	22%	11%	13%	16%	27%	15%	53%
At Masters Grade Level	2022	23%	17%	13%	12%	-	12%	15%	12%	4%	10%	17%	9%	10%	8%	14%	9%	18%
	2021	18%	13%	9%	9%	*	10%	9%	6%	9%	3%	9%	3%	4%	6%	10%	5%	18%
All Grades ELA/Reading																		
At Approaches Grade Level or Above	2022	75%	68%	61%	57%	-	57%	68%	54%	41%	50%	67%	44%	55%	49%	64%	51%	84%
	2021	68%	60%	53%	49%	*	49%	59%	42%	45%	35%	46%	33%	35%	42%	56%	40%	85%
At Meets Grade Level or Above	2022	53%	43%	36%	29%	-	31%	36%	26%	15%	24%	27%	20%	27%	25%	40%	25%	63%
	2021	45%	35%	28%	23%	*	24%	31%	14%	21%	12%	20%	11%	13%	15%	31%	16%	61%
At Masters Grade Level	2022	25%	19%	15%	14%	-	15%	15%	13%	5%	10%	21%	9%	10%	11%	16%	11%	16%
	2021	18%	13%	9%	10%	*	11%	12%	5%	12%	3%	7%	3%	4%	6%	10%	6%	124 13%
All Grades Mathematics																		
At Approaches Grade Level or Above	2022	72%	67%	61%	61%	-	61%	72%	59%	44%	59%	70%	54%	62%	57%	61%	58%	81%
	2021	66%	61%	51%	56%	*	56%	66%	46%	57%	42%	58%	39%	43%	48%	51%	48%	79%
At Meets Grade Level or Above	2022	42%	36%	30%	32%	-	31%	42%	29%	21%	26%	36%	23%	28%	23%	30%	27%	45%
	2021	37%	31%	23%	26%	*	27%	30%	18%	25%	15%	31%	14%	15%	22%	23%	20%	40%
At Masters Grade Level	2022	20%	15%	12%	13%	-	13%	18%	11%	5%	11%	12%	9%	13%	9%	12%	11%	20%
	2021	18%	13%	9%	12%	*	13%	9%	8%	12%	5%	17%	4%	5%	9%	9%	8%	19%
All Grades Science																		
At Approaches Grade Level or Above	2022	76%	70%	64%	48%	-	46%	58%	*	12%	57%	56%	57%	58%	55%	68%	53%	84%
	2021	71%	65%	56%	42%	-	40%	55%	-	40%	39%	17%	32%	46%	46%	58%	40%	84%
At Meets Grade Level or Above	2022	47%	39%	32%	21%	-	19%	38%	*	6%	22%	25%	23%	20%	21%	36%	21%	53%
	2021	44%	35%	26%	13%	-	12%	20%	-	10%	12%	0%	10%	13%	17%	29%	12%	52%
At Masters Grade Level	2022	21%	15%	11%	6%	-	6%	10%	*	0%	8%	25%	9%	6%	6%	12%	7%	16%
	2021	20%	13%	9%	4%	-	5%	2%	-	3%	3%	0%	3%	4%	4%	10%	4%	16%
All Grades Social Studies																		
At Approaches Grade Level or Above	2022	75%	64%	54%	29%	-	31%	23%	*	-	42%	30%	55%	29%	35%	60%	36%	80%
	2021	73%	63%	53%	*	-	-	*	-	-	30%	*	23%	38%	37%	56%	31%	80%
At Meets Grade Level or Above	2022	50%	37%	28%	7%	-	7%	9%	*	-	15%	10%	20%	8%	9%	34%	10%	51%
	2021	49%	38%	29%	*	-	-	*	-	-	10%	*	7%	12%	9%	31%	10%	53%

Texas Education Agency
2021-22 Bilingual Education/English as a Second Language (Current EB Students/EL) (TAPR)
ECTOR COUNTY ISD (068901) - ECTOR COUNTY

Due to the cancellation of spring 2020 STAAR, 2022 and 2019 School progress and STAAR progress measure data are shown.

	School Year	State	Region 18	District	Total Bilingual Education	BE-Trans Early Exit	BE-Trans Late Exit	BE-Dual Two-Way	BE-Dual One-Way	ALP Bilingual (Exception)	Total ESL	ESL Content-Based	ESL Pull-Out	ALP ESL (Waiver)	EB/EL with Parental Denial	Never EB/EL	Total EB/EL (Current)	Monitored & Former EB/EL
At Masters Grade Level	2022	30%	18%	13%	3%	-	2%	6%	*	-	5%	10%	7%	1%	3%	16%	3%	20%
	2021	29%	19%	13%	*	-	-	*	-	-	3%	*	2%	3%	4%	14%	3%	27%
School Progress Domain - Academic Growth Score																		
All Grades Both Subjects	2022	74%	71%	70%	72%	-	74%	71%	65%	61%	68%	64%	66%	70%	72%	71%	69%	74%
	2019	69%	63%	61%	66%	-	67%	59%	-	-	54%	85%	54%	-	60%	-	59%	-
All Grades ELA/Reading	2022	78%	76%	75%	73%	-	76%	70%	60%	54%	76%	70%	75%	77%	79%	76%	75%	76%
	2019	68%	64%	63%	66%	-	67%	53%	-	-	56%	86%	56%	-	67%	-	60%	-
All Grades Mathematics	2022	69%	65%	65%	72%	-	72%	72%	69%	67%	61%	57%	57%	63%	65%	66%	65%	71%
	2019	70%	63%	60%	67%	-	67%	63%	-	-	53%	84%	52%	-	54%	-	58%	-

* Indicates results are masked due to small numbers to protect student confidentiality.

- Indicates there are no students in the group.

Blank cell indicates there are no data available in the group.

Texas Education Agency
2021-22 STAAR Participation (TAPR)
ECTOR COUNTY ISD (068901) - ECTOR COUNTY

	State	Region 18	District	African American	Hispanic	White	American Indian	Asian	Pacific Islander	Two or More Races	Special Ed (Current)	Special Ed (Former)	Continuously Enrolled	Non-Continuously Enrolled	Econ Disadv	EB / EL (Current & Monitored)
2022 STAAR Participation (All Grades)																
All Tests																
Assessment Participant	99%	99%	98%	98%	98%	98%	100%	100%	99%	97%	98%	99%	99%	97%	98%	99%
Included in Accountability	93%	94%	93%	92%	94%	94%	91%	96%	97%	90%	95%	92%	97%	78%	94%	91%
Not Included in Accountability: Mobile	5%	4%	4%	5%	3%	4%	9%	2%	2%	7%	2%	6%	1%	16%	3%	4%
Not Included in Accountability: Other Exclusions	1%	1%	1%	0%	1%	0%	0%	1%	0%	0%	1%	0%	1%	3%	1%	4%
Not Tested	1%	1%	2%	2%	2%	2%	0%	0%	1%	3%	2%	1%	1%	3%	2%	1%
Absent	1%	1%	2%	2%	1%	2%	0%	0%	1%	3%	2%	1%	1%	3%	2%	1%
Other	0%	0%	0%	0%	0%	0%	0%	0%	0%	0%	0%	0%	0%	0%	0%	0%
Reading																
Assessment Participant	99%	99%	99%	97%	99%	99%	100%	100%	100%	98%	98%	99%	99%	98%	98%	99%
Included in Accountability	92%	93%	92%	93%	93%	95%	90%	95%	98%	90%	95%	91%	97%	77%	94%	88%
Not Included in Accountability: Mobile	5%	4%	4%	5%	3%	4%	10%	2%	2%	7%	2%	7%	1%	15%	3%	4%
Not Included in Accountability: Other Exclusions	2%	2%	2%	0%	3%	0%	0%	4%	0%	1%	1%	0%	1%	5%	2%	8%
Not Tested	1%	1%	1%	3%	1%	1%	0%	0%	0%	2%	2%	1%	1%	2%	2%	1%
Absent	1%	1%	1%	3%	1%	1%	0%	0%	0%	2%	2%	1%	1%	2%	2%	1%
Other	0%	0%	0%	0%	0%	0%	0%	0%	0%	0%	0%	0%	0%	0%	0%	0%
Mathematics																
Assessment Participant	99%	99%	99%	98%	99%	98%	100%	99%	100%	98%	98%	99%	99%	98%	98%	99%
Included in Accountability	93%	94%	94%	93%	95%	95%	88%	97%	98%	91%	96%	91%	98%	78%	95%	93%
Not Included in Accountability: Mobile	5%	4%	4%	6%	3%	4%	12%	2%	2%	7%	2%	7%	1%	17%	3%	4%
Not Included in Accountability: Other Exclusions	1%	1%	0%	0%	1%	0%	0%	0%	0%	0%	0%	0%	0%	2%	0%	2%
Not Tested	1%	1%	1%	2%	1%	2%	0%	1%	0%	2%	2%	1%	1%	2%	2%	1%
Absent	1%	1%	1%	2%	1%	1%	0%	0%	0%	2%	2%	1%	1%	2%	1%	1%
Other	0%	0%	0%	0%	0%	0%	0%	1%	0%	0%	0%	0%	0%	0%	0%	0%
Science																
Assessment Participant	98%	99%	98%	97%	98%	98%	100%	100%	96%	97%	97%	98%	98%	97%	98%	98%
Included in Accountability	93%	94%	93%	90%	94%	94%	95%	98%	92%	89%	94%	93%	98%	79%	94%	92%
Not Included in Accountability: Mobile	4%	4%	4%	6%	3%	5%	5%	2%	4%	8%	3%	5%	1%	15%	3%	4%
Not Included in Accountability: Other Exclusions	1%	1%	1%	0%	1%	0%	0%	0%	0%	0%	1%	0%	0%	2%	1%	2%
Not Tested	2%	1%	2%	3%	2%	2%	0%	0%	4%	3%	3%	2%	2%	3%	2%	2%

126

Texas Education Agency
2021-22 STAAR Participation (TAPR)
ECTOR COUNTY ISD (068901) - ECTOR COUNTY

	State	Region 18	District	African American	Hispanic	White	American Indian	Asian	Pacific Islander	Two or More Races	Special Ed (Current)	Special Ed (Former)	Continuously Enrolled	Non-Continuously Enrolled	Econ Disadv	EB / EL (Current & Monitored)
Absent	1%	1%	2%	3%	2%	2%	0%	0%	4%	3%	3%	2%	2%	3%	2%	2%
Other	0%	0%	0%	0%	0%	0%	0%	0%	0%	0%	0%	0%	0%	0%	0%	0%
Social Studies																
Assessment Participant	98%	99%	97%	99%	97%	97%	100%	100%	90%	93%	97%	97%	98%	96%	97%	98%
Included in Accountability	94%	95%	94%	93%	94%	93%	100%	98%	90%	86%	92%	92%	97%	80%	93%	93%
Not Included in Accountability: Mobile	4%	4%	3%	6%	3%	4%	0%	2%	0%	5%	4%	5%	1%	14%	4%	5%
Not Included in Accountability: Other Exclusions	1%	0%	0%	0%	0%	0%	0%	0%	0%	2%	1%	0%	0%	2%	0%	1%
Not Tested	2%	1%	3%	1%	3%	3%	0%	0%	10%	7%	3%	3%	2%	4%	3%	2%
Absent	1%	1%	3%	1%	3%	3%	0%	0%	10%	7%	3%	3%	2%	4%	3%	2%
Other	0%	0%	0%	0%	0%	0%	0%	0%	0%	0%	0%	0%	0%	0%	0%	0%
Accelerated Testers																
SAT/ACT Participant	89%	90%	91%	*	91%	93%	*	89%	-	89%	-	-	92%	68%	91%	80%
2021 STAAR Participation (All Grades)																127
All Tests																
Assessment Participant	88%	98%	96%	95%	96%	96%	98%	99%	97%	96%	95%	97%	97%	94%	96%	98%
Included in Accountability	83%	93%	92%	91%	92%	92%	90%	95%	88%	91%	91%	96%	96%	78%	92%	91%
Not Included in Accountability: Mobile	3%	4%	3%	4%	3%	4%	8%	2%	8%	5%	3%	1%	1%	13%	3%	3%
Not Included in Accountability: Other Exclusions	1%	1%	1%	0%	1%	0%	0%	2%	1%	0%	1%	0%	1%	3%	1%	4%
Not Tested	12%	2%	4%	5%	4%	4%	2%	1%	3%	4%	5%	3%	3%	6%	4%	2%
Absent	2%	1%	2%	2%	2%	2%	0%	0%	1%	2%	2%	1%	1%	3%	2%	1%
Other	10%	1%	2%	3%	2%	3%	2%	1%	3%	2%	3%	1%	2%	3%	2%	1%
Reading																
Assessment Participant	89%	98%	96%	94%	97%	95%	98%	99%	98%	97%	94%	97%	97%	94%	96%	98%
Included in Accountability	83%	92%	91%	89%	91%	91%	90%	93%	89%	91%	90%	96%	95%	77%	91%	87%
Not Included in Accountability: Mobile	3%	4%	3%	4%	3%	4%	7%	2%	8%	6%	3%	1%	1%	13%	3%	3%
Not Included in Accountability: Other Exclusions	3%	2%	2%	0%	2%	0%	0%	4%	2%	0%	1%	0%	1%	5%	2%	8%
Not Tested	11%	2%	4%	6%	3%	5%	2%	1%	2%	3%	6%	3%	3%	6%	4%	2%
Absent	2%	1%	2%	3%	2%	2%	0%	0%	0%	1%	3%	2%	1%	2%	2%	1%
Other	10%	1%	2%	3%	2%	3%	2%	1%	2%	3%	3%	1%	2%	3%	2%	1%
Mathematics																
Assessment Participant	88%	98%	96%	95%	96%	95%	97%	99%	95%	94%	95%	98%	97%	94%	96%	98%
Included in Accountability	84%	93%	92%	90%	93%	92%	89%	96%	86%	87%	91%	97%	96%	78%	93%	93%

Texas Education Agency
2021-22 STAAR Participation (TAPR)
ECTOR COUNTY ISD (068901) - ECTOR COUNTY

	State	Region 18	District	African American	Hispanic	White	American Indian	Asian	Pacific Islander	Two or More Races	Special Ed (Current)	Special Ed (Former)	Continuously Enrolled	Non-Continuously Enrolled	Econ Disadv	EB / EL (Current & Monitored)
Not Included in Accountability: Mobile	4%	4%	4%	5%	3%	4%	9%	3%	9%	6%	3%	1%	1%	14%	3%	3%
Not Included in Accountability: Other Exclusions	0%	0%	0%	0%	0%	0%	0%	1%	0%	0%	1%	0%	0%	2%	0%	1%
Not Tested	12%	2%	4%	5%	4%	5%	3%	1%	5%	6%	5%	2%	3%	6%	4%	2%
Absent	2%	1%	2%	2%	1%	1%	0%	0%	2%	3%	2%	1%	1%	3%	2%	1%
Other	10%	2%	2%	3%	2%	3%	3%	1%	4%	3%	3%	1%	2%	3%	2%	1%
Science																
Assessment Participant	87%	97%	95%	94%	96%	95%	100%	99%	91%	94%	93%	97%	96%	93%	94%	97%
Included in Accountability	84%	93%	92%	91%	92%	91%	93%	96%	87%	90%	91%	96%	95%	79%	92%	92%
Not Included in Accountability: Mobile	3%	4%	3%	3%	3%	3%	7%	1%	4%	5%	2%	1%	1%	12%	2%	3%
Not Included in Accountability: Other Exclusions	0%	0%	0%	0%	1%	0%	0%	1%	0%	0%	1%	0%	0%	2%	1%	2%
Not Tested	13%	3%	5%	6%	4%	5%	0%	1%	9%	6%	7%	3%	4%	7%	6%	3%
Absent	2%	1%	2%	3%	2%	2%	0%	0%	0%	3%	4%	2%	2%	3%	3%	2%
Other	10%	1%	2%	3%	2%	3%	0%	1%	9%	2%	3%	1%	2%	4%	3%	128 1%
Social Studies																
Assessment Participant	87%	97%	95%	96%	94%	95%	100%	96%	100%	98%	95%	94%	96%	91%	93%	96%
Included in Accountability	84%	93%	92%	95%	92%	92%	100%	96%	100%	96%	92%	92%	95%	79%	91%	91%
Not Included in Accountability: Mobile	3%	3%	3%	1%	2%	3%	0%	0%	0%	2%	2%	2%	0%	11%	2%	3%
Not Included in Accountability: Other Exclusions	0%	0%	0%	0%	0%	0%	0%	0%	0%	0%	1%	0%	0%	2%	0%	1%
Not Tested	13%	3%	5%	4%	6%	5%	0%	4%	0%	2%	5%	6%	4%	9%	7%	4%
Absent	3%	2%	3%	2%	3%	2%	0%	2%	0%	2%	3%	2%	2%	5%	4%	3%
Other	10%	2%	3%	2%	2%	3%	0%	2%	0%	0%	3%	4%	2%	4%	3%	2%
Accelerated Testers																
SAT/ACT Participant	85%	89%	92%	83%	91%	96%	-	100%	*	*	-	-	93%	79%	85%	95%

* Indicates results are masked due to small numbers to protect student confidentiality.

- Indicates there are no students in the group.

Texas Education Agency
2021-22 Attendance, Graduation, and Dropout Rates (TAPR)
ECTOR COUNTY ISD (068901) - ECTOR COUNTY

	State	Region 18	District	African American	Hispanic	White	American Indian	Asian	Pacific Islander	Two or More Races	Special Ed	Econ Disadv	EB/EL
Attendance Rate													
2020-21	95.0%	92.8%	92.4%	90.9%	92.2%	93.5%	91.4%	96.8%	91.1%	92.6%	92.0%	91.5%	92.6%
2019-20	98.3%	98.0%	97.7%	97.0%	97.7%	97.6%	98.1%	99.3%	98.2%	97.6%	97.5%	97.4%	98.1%
Chronic Absenteeism													
2020-21	15.0%	23.2%	25.1%	32.2%	25.8%	20.6%	35.3%	8.4%	32.4%	26.1%	26.8%	28.6%	24.3%
2019-20	6.7%	9.7%	11.2%	13.8%	11.1%	11.4%	8.8%	2.8%	8.4%	11.0%	12.8%	12.8%	9.0%
Annual Dropout Rate (Gr 7-8)													
2020-21	0.9%	1.0%	1.6%	3.2%	1.5%	1.8%	5.3%	2.3%	0.0%	1.5%	3.0%	2.1%	1.8%
2019-20	0.5%	0.8%	1.9%	3.2%	1.7%	1.9%	0.0%	0.0%	14.3%	5.1%	3.1%	2.0%	2.3%
Annual Dropout Rate (Gr 9-12)													
2020-21	2.4%	2.3%	2.1%	5.4%	1.8%	2.9%	0.0%	0.0%	8.3%	2.0%	2.8%	2.7%	2.3%
2019-20	1.6%	2.2%	2.9%	3.6%	2.9%	3.1%	0.0%	1.7%	0.0%	0.0%	4.0%	3.7%	3.8%
4-Year Longitudinal Rate (Gr 9-12)													
Class of 2021													
Graduated	90.0%	87.9%	85.5%	79.0%	85.3%	88.0%	*	96.8%	60.0%	64.3%	82.3%	78.6%	74.6%
Received TxCHSE	0.3%	0.5%	0.7%	0.0%	0.6%	1.1%	*	0.0%	0.0%	0.0%	0.0%	0.4%	0.4%
Continued HS	3.9%	3.4%	4.2%	2.5%	4.9%	1.6%	*	0.0%	0.0%	14.3%	3.1%	5.6%	7.5%
Dropped Out	5.8%	8.3%	9.7%	18.5%	9.1%	9.3%	*	3.2%	40.0%	21.4%	14.6%	15.4%	17.5%
Graduates and TxCHSE	90.3%	88.4%	86.2%	79.0%	85.9%	89.1%	*	96.8%	60.0%	64.3%	82.3%	79.0%	75.0%
Graduates, TxCHSE, and Continuers	94.2%	91.7%	90.3%	81.5%	90.9%	90.7%	*	96.8%	60.0%	78.6%	85.4%	84.6%	82.5%
Class of 2020													
Graduated	90.3%	86.3%	84.7%	80.0%	84.2%	86.9%	87.5%	87.0%	*	94.4%	71.2%	79.0%	73.9%
Received TxCHSE	0.4%	0.9%	0.6%	0.0%	0.8%	0.3%	0.0%	0.0%	*	0.0%	0.0%	1.1%	0.0%
Continued HS	3.9%	3.6%	3.5%	2.4%	3.9%	2.3%	0.0%	4.3%	*	0.0%	9.2%	3.0%	7.1%
Dropped Out	5.4%	9.2%	11.2%	17.6%	11.1%	10.5%	12.5%	8.7%	*	5.6%	19.6%	16.9%	19.0%
Graduates and TxCHSE	90.7%	87.2%	85.3%	80.0%	85.0%	87.2%	87.5%	87.0%	*	94.4%	71.2%	80.1%	73.9%
Graduates, TxCHSE, and Continuers	94.6%	90.8%	88.8%	82.4%	88.9%	89.5%	87.5%	91.3%	*	94.4%	80.4%	83.1%	81.0%
5-Year Extended Longitudinal Rate (Gr 9-12)													
Class of 2020													
Graduated	92.2%	88.4%	87.0%	79.1%	86.9%	88.9%	87.5%	90.9%	*	94.4%	76.9%	80.9%	78.8%
Received TxCHSE	0.5%	1.0%	0.7%	0.0%	0.9%	0.3%	0.0%	0.0%	*	0.0%	0.0%	1.4%	0.0%
Continued HS	1.1%	0.9%	0.6%	0.0%	0.7%	0.3%	0.0%	0.0%	*	0.0%	1.4%	0.4%	1.4%
Dropped Out	6.2%	9.7%	11.7%	20.9%	11.5%	10.6%	12.5%	9.1%	*	5.6%	21.8%	17.3%	19.8%
Graduates and TxCHSE	92.7%	89.4%	87.7%	79.1%	87.8%	89.1%	87.5%	90.9%	*	94.4%	76.9%	82.2%	78.8%

Texas Education Agency
2021-22 Attendance, Graduation, and Dropout Rates (TAPR)
ECTOR COUNTY ISD (068901) - ECTOR COUNTY

	State	Region 18	District	African American	Hispanic	White	American Indian	Asian	Pacific Islander	Two or More Races	Special Ed	Econ Disadv	EB/EL
Graduates, TxCHSE, and Continuers	93.8%	90.3%	88.3%	79.1%	88.5%	89.4%	87.5%	90.9%	*	94.4%	78.2%	82.7%	80.2%
Class of 2019													
Graduated	92.0%	88.0%	87.5%	76.1%	87.3%	89.9%	100.0%	96.4%	80.0%	88.2%	78.6%	80.8%	78.0%
Received TxCHSE	0.5%	1.0%	0.6%	0.0%	0.4%	1.3%	0.0%	0.0%	0.0%	0.0%	0.8%	0.7%	0.0%
Continued HS	1.3%	0.9%	0.2%	0.0%	0.2%	0.0%	0.0%	0.0%	0.0%	0.0%	0.0%	0.3%	0.5%
Dropped Out	6.1%	10.1%	11.8%	23.9%	12.0%	8.8%	0.0%	3.6%	20.0%	11.8%	20.6%	18.2%	21.5%
Graduates and TxCHSE	92.6%	89.0%	88.1%	76.1%	87.8%	91.2%	100.0%	96.4%	80.0%	88.2%	79.4%	81.5%	78.0%
Graduates, TxCHSE, and Continuers	93.9%	89.9%	88.2%	76.1%	88.0%	91.2%	100.0%	96.4%	80.0%	88.2%	79.4%	81.8%	78.5%
6-Year Extended Longitudinal Rate (Gr 9-12)													
Class of 2019													
Graduated	92.6%	88.3%	87.6%	76.1%	87.4%	89.9%	100.0%	96.4%	80.0%	88.2%	78.1%	81.3%	77.7%
Received TxCHSE	0.6%	1.1%	0.7%	0.0%	0.6%	1.3%	0.0%	0.0%	0.0%	0.0%	0.8%	0.8%	0.0%
Continued HS	0.6%	0.4%	0.3%	0.0%	0.4%	0.0%	0.0%	0.0%	0.0%	0.0%	0.8%	0.0%	1.0%
Dropped Out	6.2%	10.3%	11.5%	23.9%	11.6%	8.8%	0.0%	3.6%	20.0%	11.8%	20.3%	17.8%	21.2%
Graduates and TxCHSE	93.2%	89.3%	88.3%	76.1%	88.0%	91.2%	100.0%	96.4%	80.0%	88.2%	78.9%	82.2%	77.7%
Graduates, TxCHSE, and Continuers	93.8%	89.7%	88.5%	76.1%	88.4%	91.2%	100.0%	96.4%	80.0%	88.2%	79.7%	82.2%	78.8%
Class of 2018													
Graduated	92.6%	89.8%	88.4%	82.3%	88.5%	88.3%	91.7%	100.0%	*	88.2%	81.7%	83.8%	74.8%
Received TxCHSE	0.7%	1.5%	0.9%	0.0%	0.7%	1.7%	0.0%	0.0%	*	5.9%	0.7%	0.3%	0.0%
Continued HS	0.6%	0.3%	0.0%	0.0%	0.0%	0.0%	0.0%	0.0%	*	0.0%	0.0%	0.0%	0.0%
Dropped Out	6.1%	8.4%	10.7%	17.7%	10.8%	10.1%	8.3%	0.0%	*	5.9%	17.6%	15.8%	25.2%
Graduates and TxCHSE	93.3%	91.3%	89.3%	82.3%	89.2%	89.9%	91.7%	100.0%	*	94.1%	82.4%	84.2%	74.8%
Graduates, TxCHSE, and Continuers	93.9%	91.6%	89.3%	82.3%	89.2%	89.9%	91.7%	100.0%	*	94.1%	82.4%	84.2%	74.8%
4-Year Federal Graduation Rate Without Exclusions (Gr 9-12)													
Class of 2021	90.0%	87.9%	84.1%	78.0%	83.8%	86.9%	80.0%	96.8%	60.0%	64.3%	77.3%	76.8%	73.3%
Class of 2020	90.3%	86.3%	82.1%	80.0%	81.5%	84.5%	77.8%	83.3%	*	94.4%	67.5%	76.1%	71.6%
RHSP/DAP Graduates (Longitudinal Rate)													
Class of 2021	87.5%	83.3%	*	-	*	*	-	-	-	-	-	*	*
Class of 2020	83.0%	*	*	*	*	-	-	-	-	-	*	-	-
FHSP-E Graduates (Longitudinal Rate)													
Class of 2021	3.8%	3.5%	3.3%	7.8%	3.0%	2.4%	*	6.7%	*	11.1%	12.1%	4.4%	7.7%
Class of 2020	4.3%	3.6%	4.0%	0.0%	4.5%	3.3%	0.0%	0.0%	*	0.0%	12.0%	5.7%	10.9%
FHSP-DLA Graduates (Longitudinal Rate)													

Texas Education Agency
2021-22 Attendance, Graduation, and Dropout Rates (TAPR)
ECTOR COUNTY ISD (068901) - ECTOR COUNTY

	State	Region 18	District	African American	Hispanic	White	American Indian	Asian	Pacific Islander	Two or More Races	Special Ed	Econ Disadv	EB/EL
Class of 2021	81.9%	79.1%	80.7%	67.2%	80.6%	83.0%	*	90.0%	*	77.8%	51.4%	75.8%	69.2%
Class of 2020	83.5%	81.3%	85.2%	82.1%	84.6%	87.5%	100.0%	95.0%	*	88.2%	50.0%	81.3%	69.2%
RHSP/DAP/FHSP-E/FHSP-DLA Graduates (Longitudinal Rate)													
Class of 2021	85.7%	82.6%	84.0%	75.0%	83.7%	85.5%	*	96.7%	*	88.9%	63.6%	80.3%	77.1%
Class of 2020	87.8%	84.9%	89.1%	82.4%	89.1%	90.8%	100.0%	95.0%	*	88.2%	62.4%	87.0%	80.1%
RHSP/DAP Graduates (Annual Rate)													
2020-21	43.8%	50.0%	*	-	*	*	-	-	-	-	*	*	*
2019-20	38.6%	53.3%	100.0%	*	100.0%	-	-	*	-	-	100.0%	*	-
FHSP-E Graduates (Annual Rate)													
2020-21	3.8%	3.4%	3.1%	6.3%	2.9%	2.4%	*	6.7%	*	11.1%	11.2%	4.4%	6.7%
2019-20	4.4%	3.8%	4.7%	1.4%	5.4%	3.4%	0.0%	0.0%	*	0.0%	12.3%	6.7%	12.7%
FHSP-DLA Graduates (Annual Rate)													
2020-21	80.4%	77.6%	78.3%	66.7%	77.8%	82.2%	*	86.7%	*	77.8%	47.4%	74.6%	67.8%
2019-20	81.8%	78.9%	81.4%	75.7%	80.7%	84.4%	88.9%	95.2%	*	88.2%	45.9%	77.3%	65.7%
RHSP/DAP/FHSP-E/FHSP-DLA Graduates (Annual Rate)													
2020-21	84.1%	81.0%	81.5%	73.0%	80.7%	84.7%	*	93.3%	*	88.9%	59.0%	79.1%	74.6%
2019-20	85.8%	82.6%	86.2%	77.6%	86.1%	87.8%	88.9%	95.5%	*	88.2%	59.8%	84.0%	78.5%

Texas Education Agency
2021-22 Graduation Profile (TAPR)
ECTOR COUNTY ISD (068901) - ECTOR COUNTY

	District Count	District Percent	State Count	State Percent
Graduates (2020-21 Annual Graduates)				
Total Graduates	1,776	100.0%	358,842	100.0%
By Ethnicity:				
African American	63	3.5%	44,018	12.3%
Hispanic	1,327	74.7%	183,306	51.1%
White	340	19.1%	103,898	29.0%
American Indian	4	0.2%	1,195	0.3%
Asian	30	1.7%	18,030	5.0%
Pacific Islander	3	0.2%	553	0.2%
Two or More Races	9	0.5%	7,842	2.2%
By Graduation Type:				
Minimum H.S. Program	0	0.0%	934	0.3%
Recommended H.S. Program/Distinguished Achievement Program	4	0.2%	729	0.2%
Foundation H.S. Program (No Endorsement)	329	18.5%	56,281	15.7%
Foundation H.S. Program (Endorsement)	55	3.1%	13,582	3.8%
Foundation H.S. Program (DLA)	1,388	78.2%	287,316	80.1%
Special Education Graduates	117	6.6%	31,028	8.6%
Economically Disadvantaged Graduates	613	34.5%	184,225	51.3%
Emergent Bilingual (EB)/English Learner (EL) Graduates	181	10.2%	32,809	9.1%
At-Risk Graduates	1,127	63.5%	155,884	43.4%
CTE Completers	561	31.6%	99,076	27.6%

Texas Education Agency
2021-22 College, Career, and Military Readiness (CCMR) (TAPR)
ECTOR COUNTY ISD (068901) - ECTOR COUNTY

Academic Year	State	Region 18	District	African American	Hispanic	White	American Indian	Asian	Pacific Islander	Two or More Races	Special Ed	Econ Disadv	EB/EL
College, Career, and Military Ready Graduates (Student Achievement)													
College, Career, or Military Ready (Annual Graduates)													
2020-21	65.2%	61.8%	64.9%	54.0%	64.4%	67.1%	*	80.0%	*	77.8%	74.4%	63.5%	62.4%
2019-20	63.0%	55.4%	62.5%	53.9%	59.6%	73.8%	77.8%	81.8%	*	82.4%	67.7%	57.4%	45.3%
College Ready Graduates													
College Ready (Annual Graduates)													
2020-21	52.7%	51.3%	53.2%	33.3%	53.2%	55.3%	*	66.7%	*	77.8%	19.7%	50.7%	50.8%
2019-20	53.4%	47.9%	53.2%	43.4%	50.3%	65.0%	55.6%	77.3%	*	70.6%	11.8%	47.9%	37.0%
TSI Criteria Graduates in English Language Arts (Annual Graduates)													
2020-21	56.1%	51.4%	51.7%	36.5%	49.7%	60.0%	*	70.0%	*	88.9%	13.7%	46.3%	34.3%
2019-20	59.7%	54.2%	58.9%	53.9%	55.8%	69.1%	77.8%	90.9%	*	76.5%	30.7%	49.2%	38.1%
TSI Criteria Graduates in Mathematics (Annual Graduates)													
2020-21	45.7%	34.8%	33.4%	27.0%	32.0%	36.2%	*	70.0%	*	66.7%	11.1%	31.0%	35.9%
2019-20	47.9%	34.3%	34.8%	31.6%	32.0%	43.8%	33.3%	72.7%	*	58.8%	11.8%	29.1%	22.1%
TSI Criteria Graduates in Both Subjects (Annual Graduates)													
2020-21	40.4%	32.0%	30.8%	25.4%	29.2%	34.7%	*	56.7%	*	66.7%	9.4%	28.5%	29.3%
2019-20	43.2%	31.8%	31.3%	28.9%	28.0%	41.6%	33.3%	72.7%	*	58.8%	8.7%	25.2%	17.1%
AP / IB Met Criteria in Any Subject (Annual Graduates)													
2020-21	21.3%	9.3%	11.7%	1.6%	12.1%	9.4%	*	36.7%	*	33.3%	0.9%	12.1%	15.5%
2019-20	21.1%	8.1%	12.0%	2.6%	12.7%	11.3%	0.0%	18.2%	*	17.6%	0.0%	12.0%	18.2%
Associate Degree (Annual Graduates)													
2020-21	2.6%	4.1%	6.8%	7.9%	6.1%	9.1%	*	10.0%	*	0.0%	1.7%	5.1%	0.6%
2019-20	2.1%	3.2%	5.2%	3.9%	4.2%	7.8%	11.1%	22.7%	*	11.8%	0.0%	2.4%	1.1%
Dual Course Credits in Any Subject (Annual Graduates)													
2020-21	25.9%	34.2%	30.5%	20.6%	29.8%	34.7%	*	30.0%	*	44.4%	11.1%	26.3%	16.0%
2019-20	24.6%	31.2%	31.5%	26.3%	28.6%	43.4%	33.3%	50.0%	*	35.3%	5.5%	26.4%	8.3%
Onramps Course Credits (Annual Graduates)													
2020-21	4.4%	0.5%	0.0%	0.0%	0.0%	0.0%	*	0.0%	*	0.0%	0.0%	0.0%	0.0%
2019-20	4.0%	0.0%	0.0%	0.0%	0.0%	0.0%	0.0%	0.0%	*	0.0%	0.0%	0.0%	0.0%
Career / Military Ready Graduates													
Career or Military Ready (Annual Graduates)													
2020-21	24.2%	23.5%	28.8%	31.7%	29.2%	28.5%	*	20.0%	*	11.1%	70.9%	30.5%	26.0%
2019-20	18.7%	14.8%	20.2%	17.1%	20.3%	20.9%	22.2%	13.6%	*	23.5%	66.1%	20.6%	12.7%
Approved Industry-Based Certification (Annual Graduates)													

Texas Education Agency
2021-22 College, Career, and Military Readiness (CCMR) (TAPR)
ECTOR COUNTY ISD (068901) - ECTOR COUNTY

Academic Year	State	Region 18	District	African American	Hispanic	White	American Indian	Asian	Pacific Islander	Two or More Races	Special Ed	Econ Disadv	EB/EL
2020-21	18.4%	17.2%	19.8%	19.0%	20.0%	19.7%	*	16.7%	*	11.1%	13.7%	20.7%	20.4%
2019-20	13.2%	7.7%	11.0%	3.9%	11.6%	10.6%	22.2%	4.5%	*	5.9%	3.9%	9.5%	7.2%
Graduates with Level I or Level II Certificate (Annual Graduates)													
2020-21	0.7%	4.5%	6.8%	6.3%	7.3%	5.6%	*	0.0%	*	0.0%	3.4%	8.2%	3.3%
2019-20	0.7%	3.4%	5.5%	3.9%	5.1%	7.5%	0.0%	4.5%	*	11.8%	0.0%	7.0%	1.1%
Graduate with Completed IEP and Workforce Readiness (Annual Graduates)													
2020-21	2.4%	1.3%	1.0%	3.2%	0.9%	0.6%	*	3.3%	*	0.0%	14.5%	1.0%	1.1%
2019-20	2.4%	1.8%	0.7%	1.3%	0.5%	0.9%	0.0%	0.0%	*	5.9%	9.4%	0.8%	1.1%
Graduates Under an Advanced Diploma Plan and Identified as a Current Special Education Student (Annual Graduates)													
2020-21	4.4%	3.4%	3.9%	6.3%	3.8%	4.1%	*	3.3%	*	0.0%	59.0%	4.6%	4.4%
2019-20	3.7%	3.4%	4.3%	9.2%	4.2%	4.1%	0.0%	4.5%	*	0.0%	59.8%	5.1%	5.0%

Texas Education Agency
2021-22 CCMR-Related Indicators (TAPR)
ECTOR COUNTY ISD (068901) - ECTOR COUNTY

	Academic Year	State	Region 18	District	African American	Hispanic	White	American Indian	Asian	Pacific Islander	Two or More Races	Special Ed	Econ Disadv	EB/EL
TSIA Results (Graduates >= Criterion) (Annual Graduates)														
Reading	2020-21	25.9%	27.2%	16.4%	12.7%	15.1%	20.6%	*	30.0%	*	33.3%	3.4%	10.8%	2.2%
	2019-20	30.1%	32.5%	28.2%	23.7%	25.5%	36.3%	55.6%	63.6%	*	47.1%	2.4%	20.9%	9.4%
Mathematics	2020-21	19.4%	16.8%	8.1%	11.1%	7.2%	7.6%	*	40.0%	*	22.2%	0.0%	5.9%	3.3%
	2019-20	21.2%	17.9%	12.5%	11.8%	11.2%	15.3%	11.1%	40.9%	*	29.4%	0.8%	9.3%	6.1%
Both Subjects	2020-21	14.4%	13.9%	5.7%	9.5%	5.1%	5.3%	*	26.7%	*	22.2%	0.0%	3.6%	1.7%
	2019-20	16.4%	15.4%	9.9%	7.9%	8.9%	12.5%	11.1%	36.4%	*	17.6%	0.0%	7.0%	3.9%
Completed and Received Credit for College Prep Courses (Annual Graduates)														
English Language Arts	2020-21	8.6%	14.0%	16.6%	17.5%	18.3%	9.7%	*	13.3%	*	33.3%	8.5%	19.7%	30.4%
	2019-20	7.3%	11.9%	12.6%	17.1%	13.7%	8.8%	0.0%	4.5%	*	0.0%	27.6%	14.2%	27.1%
Mathematics	2020-21	10.3%	11.4%	17.2%	14.3%	18.3%	12.9%	*	13.3%	*	33.3%	10.3%	18.4%	30.4%
	2019-20	9.7%	8.9%	11.0%	14.5%	11.3%	9.7%	11.1%	0.0%	*	11.8%	11.0%	12.2%	14.9%
Both Subjects	2020-21	4.9%	8.9%	13.6%	14.3%	15.0%	7.9%	*	10.0%	*	33.3%	7.7%	16.0%	26.0%
	2019-20	4.2%	6.2%	5.4%	9.2%	5.8%	4.1%	0.0%	0.0%	*	0.0%	7.9%	7.1%	9.9%
AP/IB Results (Participation) (Grades 11-12)														
All Subjects	2021	21.1%	13.0%	12.7%	7.4%	12.2%	12.9%	12.5%	39.0%	0.0%	29.7%	0.7%	10.3%	7.9%
	2020	22.0%	9.6%	10.0%	4.1%	8.6%	15.1%	0.0%	36.5%	16.7%	16.0%	0.7%	7.5%	3.6%
English Language Arts	2021	12.1%	7.3%	8.8%	5.9%	8.0%	10.5%	12.5%	25.4%	0.0%	27.0%	0.4%	6.5%	1.9%
	2020	12.7%	5.4%	6.8%	2.7%	5.6%	11.5%	0.0%	21.2%	16.7%	12.0%	0.4%	4.8%	1.2%
Mathematics	2021	6.1%	2.5%	2.0%	0.7%	1.7%	1.9%	0.0%	18.6%	0.0%	8.1%	0.0%	1.6%	0.4%
	2020	6.4%	1.9%	2.0%	0.7%	1.7%	2.4%	0.0%	15.4%	0.0%	4.0%	0.0%	1.5%	1.0%
Science	2021	8.7%	4.9%	3.5%	2.2%	2.9%	4.2%	0.0%	23.7%	0.0%	13.5%	0.0%	2.4%	0.0%
	2020	9.4%	3.1%	1.9%	0.0%	1.6%	2.4%	0.0%	17.3%	0.0%	4.0%	0.0%	1.4%	1.0%
Social Studies	2021	11.6%	7.2%	8.1%	3.7%	7.7%	8.0%	12.5%	30.5%	0.0%	24.3%	0.0%	6.6%	2.7%
	2020	12.4%	5.7%	6.2%	3.4%	5.3%	9.2%	0.0%	25.0%	16.7%	12.0%	0.0%	4.7%	1.4%
AP/IB Results (Examinees >= Criterion) (Grades 11-12)														
All Subjects	2021	48.6%	27.7%	24.7%	10.0%	22.0%	27.6%	*	52.2%	-	45.5%	*	22.6%	36.8%
	2020	59.0%	43.0%	45.5%	50.0%	43.6%	48.6%	-	52.6%	*	*	*	51.9%	53.3%
English Language Arts	2021	42.7%	22.0%	12.4%	0.0%	8.2%	21.1%	*	40.0%	-	20.0%	*	8.2%	0.0%
	2020	50.1%	40.2%	34.6%	*	31.6%	40.0%	-	36.4%	*	*	*	33.8%	20.0%
Mathematics	2021	49.4%	25.1%	37.2%	*	26.0%	53.8%	-	63.6%	-	*	-	33.3%	*
	2020	56.5%	34.5%	55.4%	*	48.9%	70.6%	-	62.5%	-	*	-	61.9%	*
Science	2021	41.4%	18.8%	18.5%	*	10.6%	28.6%	-	57.1%	-	0.0%	-	11.1%	-
	2020	47.6%	29.7%	42.5%	-	32.6%	64.7%	-	55.6%	-	*	-	30.0%	*

Texas Education Agency
2021-22 CCMR-Related Indicators (TAPR)
ECTOR COUNTY ISD (068901) - ECTOR COUNTY

	Academic Year	State	Region 18	District	African American	Hispanic	White	American Indian	Asian	Pacific Islander	Two or More Races	Special Ed	Econ Disadv	EB/EL
Social Studies	2021	42.2%	16.9%	14.8%	20.0%	9.0%	22.2%	* 50.0%	-	-	44.4%	-	11.1%	0.0%
	2020	52.3%	28.7%	25.5%	40.0%	21.5%	28.1%	- 46.2%	*	*	*	-	22.7%	0.0%
SAT/ACT Results (Annual Graduates)														
Tested	2020-21	70.8%	61.1%	69.4%	71.4%	66.4%	79.4%	* 83.3%	*	*	77.8%	38.5%	63.4%	50.8%
	2019-20	76.7%	64.0%	91.7%	93.4%	90.5%	95.9%	77.8%	90.9%	*	94.1%	74.0%	88.5%	75.4%
At/Above Criterion for All Examinees	2020-21	32.9%	21.2%	16.4%	6.7%	13.7%	24.1%	* 40.0%	*	*	42.9%	2.2%	12.4%	3.2%
	2019-20	35.7%	22.3%	17.2%	9.9%	14.4%	26.1%	14.3%	65.0%	*	31.3%	0.0%	11.7%	0.7%
Average SAT Score (Annual Graduates)														
All Subjects	2020-21	1002	950	924	855	909	969	* 1071	*	*	1099	769	903	805
	2019-20	1019	958	926	879	909	982	977	1113	1050	1013	744	893	799
English Language Arts and Writing	2020-21	504	482	471	435	462	498	* 529	*	*	559	391	458	397
	2019-20	513	485	469	445	459	501	493	560	550	535	376	450	394
Mathematics	2020-21	498	468	453	420	447	471	* 542	*	*	540	378	444	408
	2019-20	506	473	457	434	450	481	484	553	500	478	367	442	405
Average ACT Score (Annual Graduates)														
All Subjects	2020-21	20.0	18.2	23.1	*	19.1	23.9	-	*	-	-	-	*	-
	2019-20	20.2	18.6	22.0	17.0	21.5	22.5	20.0	21.5	-	23.0	-	18.7	18.0
English Language Arts	2020-21	19.6	17.7	23.0	*	18.6	23.9	-	*	-	-	-	*	-
	2019-20	19.9	18.1	21.9	16.0	21.8	22.5	17.0	20.0	-	24.5	-	16.8	16.0
Mathematics	2020-21	19.9	18.1	22.5	*	18.8	23.1	-	*	-	-	-	*	-
	2019-20	20.1	18.6	21.0	17.0	20.7	21.2	25.0	23.0	-	18.0	-	18.3	19.0
Science	2020-21	20.3	18.8	23.5	*	20.1	24.5	-	*	-	-	-	*	-
	2019-20	20.5	19.0	22.6	17.0	21.8	23.4	21.0	21.5	-	25.0	-	20.7	19.0

136

Texas Education Agency
2021-22 Other Postsecondary Indicators (TAPR)
ECTOR COUNTY ISD (068901) - ECTOR COUNTY

	Academic Year	State	Region 18	District	African American	Hispanic	White	American Indian	Asian	Pacific Islander	Two or More Races	Special Ed	Econ Disadv	EB/EL
Advanced/Dual-Credit Course Completion (Grades 9-12)														
Any Subject	2020-21	42.5%	39.6%	37.8%	26.3%	36.8%	42.8%	42.9%	66.4%	31.8%	37.5%	15.8%	33.6%	25.5%
	2019-20	46.3%	39.8%	42.3%	27.8%	41.3%	48.5%	37.5%	58.3%	41.2%	50.7%	18.7%	36.8%	30.8%
English Language Arts	2020-21	16.3%	14.5%	14.4%	10.2%	12.8%	20.4%	28.6%	44.2%	0.0%	19.5%	1.2%	10.1%	5.1%
	2019-20	18.2%	14.4%	17.1%	13.1%	15.1%	25.1%	8.7%	31.9%	12.5%	27.9%	2.9%	12.0%	6.7%
Mathematics	2020-21	19.3%	15.0%	13.5%	9.5%	12.5%	18.2%	23.1%	26.0%	9.5%	12.9%	1.7%	10.1%	5.1%
	2019-20	20.7%	16.1%	14.5%	9.7%	13.6%	18.1%	12.5%	30.9%	12.5%	19.0%	1.3%	11.0%	6.8%
Science	2020-21	20.6%	16.7%	14.3%	12.3%	13.4%	16.8%	30.8%	35.6%	14.3%	22.4%	8.0%	11.6%	5.6%
	2019-20	22.4%	17.7%	16.3%	11.3%	15.8%	18.9%	21.7%	22.3%	0.0%	20.0%	10.1%	14.0%	9.8%
Social Studies	2020-21	22.8%	16.7%	17.4%	11.3%	16.3%	21.7%	21.4%	42.1%	13.6%	25.0%	1.6%	13.4%	4.1%
	2019-20	24.6%	16.6%	19.0%	13.9%	17.2%	26.1%	13.0%	39.8%	21.4%	27.3%	0.9%	13.4%	3.4%
CTE Coherent Sequence (Annual Graduates)														
	2020-21	0.0%	0.0%	0.0%	0.0%	0.0%	0.0%	*	0.0%	*	0.0%	0.0%	0.0%	0.0%
	2019-20	58.5%	50.6%	50.9%	34.2%	53.8%	45.9%	33.3%	31.8%	*	23.5%	51.2%	54.4%	44.2%
Graduates Enrolled in Texas Institution of Higher Education (TX IHE)														
	2019-20	46.1%	42.9%	47.3%	50.0%	44.8%	55.3%	40.0%	77.3%	*	52.9%	28.3%	38.4%	22.5% 27
	2018-19	52.6%	47.1%	49.7%	58.5%	46.2%	58.7%	62.5%	76.9%	14.3%	53.3%	23.5%	40.2%	26.5%
Graduates in TX IHE Completing One Year Without Enrollment in a Developmental Education Course (Data will be available in January 2023)														
	2019-20	n/a	n/a	n/a	n/a	n/a	n/a	n/a	n/a	n/a	n/a	n/a	n/a	n/a

Texas Education Agency
2021-22 Student Information (TAPR)
ECTOR COUNTY ISD (068901) - ECTOR COUNTY

Student Information	----- Membership -----				----- Enrollment -----			
	---- District ----		----- State -----		---- District ----		----- State -----	
	Count	Percent	Count	Percent	Count	Percent	Count	Percent
Total Students	31,762	100.0%	5,402,928	100.0%	31,810	100.0%	5,427,370	100.0%
Students by Grade:								
Early Childhood Education	81	0.3%	14,290	0.3%	90	0.3%	21,375	0.4%
Pre-Kindergarten	1,678	5.3%	222,767	4.1%	1,678	5.3%	223,733	4.1%
Pre-Kindergarten: 3-year Old	349	1.1%	33,969	0.6%	349	1.1%	34,259	0.6%
Pre-Kindergarten: 4-year Old	1,329	4.2%	188,798	3.5%	1,329	4.2%	189,474	3.5%
Kindergarten	2,247	7.1%	370,054	6.8%	2,248	7.1%	371,502	6.8%
Grade 1	2,373	7.5%	384,494	7.1%	2,373	7.5%	386,232	7.1%
Grade 2	2,402	7.6%	382,008	7.1%	2,402	7.6%	383,838	7.1%
Grade 3	2,441	7.7%	383,078	7.1%	2,441	7.7%	384,872	7.1%
Grade 4	2,391	7.5%	383,959	7.1%	2,391	7.5%	386,011	7.1%
Grade 5	2,242	7.1%	387,945	7.2%	2,242	7.0%	389,971	7.2%
Grade 6	2,224	7.0%	398,640	7.4%	2,225	7.0%	400,447	7.4%
Grade 7	2,491	7.8%	418,486	7.7%	2,492	7.8%	418,788	7.7%
Grade 8	2,386	7.5%	424,287	7.9%	2,386	7.5%	424,544	7.8%
Grade 9	2,759	8.7%	475,437	8.8%	2,760	8.7%	475,746	8.8%
Grade 10	2,254	7.1%	408,393	7.6%	2,258	7.1%	408,700	7.5%
Grade 11	2,054	6.5%	389,034	7.2%	2,063	6.5%	389,454	7.2%
Grade 12	1,739	5.5%	360,056	6.7%	1,761	5.5%	362,157	6.7%
Ethnic Distribution:								
African American	1,165	3.7%	690,999	12.8%	1,166	3.7%	694,302	12.8%
Hispanic	25,051	78.9%	2,850,147	52.8%	25,089	78.9%	2,860,754	52.7%
White	4,655	14.7%	1,420,166	26.3%	4,661	14.7%	1,427,241	26.3%
American Indian	69	0.2%	17,944	0.3%	69	0.2%	18,028	0.3%
Asian	287	0.9%	259,342	4.8%	288	0.9%	261,788	4.8%
Pacific Islander	84	0.3%	8,443	0.2%	84	0.3%	8,477	0.2%
Two or More Races	451	1.4%	155,887	2.9%	453	1.4%	156,780	2.9%
Sex:								
Female	15,604	49.1%	2,640,313	48.9%	15,628	49.1%	2,650,563	48.8%
Male	16,158	50.9%	2,762,615	51.1%	16,182	50.9%	2,776,807	51.2%
Economically Disadvantaged	19,713	62.1%	3,278,452	60.7%	19,738	62.0%	3,289,420	60.6%
Non-Educationally Disadvantaged	12,049	37.9%	2,124,476	39.3%	12,072	38.0%	2,137,950	39.4%
Section 504 Students	233	0.7%	400,729	7.4%	233	0.7%	401,648	7.4%
EB Students/EL	7,150	22.5%	1,171,661	21.7%	7,154	22.5%	1,175,333	21.7%

Texas Education Agency
2021-22 Student Information (TAPR)
ECTOR COUNTY ISD (068901) - ECTOR COUNTY

Student Information	----- Membership -----				----- Enrollment -----			
	---- District ----		----- State -----		---- District ----		----- State -----	
	Count	Percent	Count	Percent	Count	Percent	Count	Percent
Students w/ Disciplinary Placements (2020-21)	260	0.8%	34,054	0.6%				
Students w/ Dyslexia	1,148	3.6%	270,260	5.0%	1,150	3.6%	270,966	5.0%
Foster Care	59	0.2%	15,338	0.3%	59	0.2%	15,409	0.3%
Homeless	1,167	3.7%	61,433	1.1%	1,170	3.7%	61,687	1.1%
Immigrant	523	1.6%	108,510	2.0%	523	1.6%	108,787	2.0%
Migrant	7	0.0%	14,366	0.3%	7	0.0%	14,426	0.3%
Title I	21,163	66.6%	3,473,996	64.3%	21,173	66.6%	3,487,333	64.3%
Military Connected	332	1.0%	176,253	3.3%	332	1.0%	176,554	3.3%
At-Risk	19,942	62.8%	2,892,191	53.5%	19,979	62.8%	2,901,015	53.5%
Students by Instructional Program:								
Bilingual/ESL Education	7,137	22.5%	1,182,035	21.9%	7,141	22.4%	1,185,511	21.8%
Gifted and Talented Education	2,900	9.1%	434,269	8.0%	2,900	9.1%	435,356	8.0%
Special Education	3,147	9.9%	624,256	11.6%	3,158	9.9%	635,097	11.7%
Students with Disabilities by Type of Primary Disability:								
Total Students with Disabilities	3,147		624,256					
By Type of Primary Disability								
Students with Intellectual Disabilities	1,383	43.9%	268,673	43.0%				
Students with Physical Disabilities	913	29.0%	129,679	20.8%				
Students with Autism	327	10.4%	91,742	14.7%				
Students with Behavioral Disabilities	472	15.0%	125,096	20.0%				
Students with Non-Categorical Early Childhood	52	1.7%	9,066	1.5%				
Mobility (2020-21):								
Total Mobile Students	5,563	17.7%	705,063	13.6%				
By Ethnicity:								
African American	383	1.2%	131,970	2.5%				
Hispanic	3,933	12.5%	342,504	6.6%				
White	1,048	3.3%	184,235	3.5%				
American Indian	20	0.1%	2,852	0.1%				
Asian	19	0.1%	16,716	0.3%				
Pacific Islander	45	0.1%	1,690	0.0%				
Two or More Races	115	0.4%	25,096	0.5%				
Count and Percent of Special Ed Students who are Mobile	631	18.6%	102,025	15.7%				
Count and Percent of EB Students/EL who are Mobile	1,011	15.8%	124,246	12.1%				
Count and Percent of Econ Dis Students who are Mobile	3,281	19.1%	467,226	15.0%				
Student Attrition (2020-21):								
Total Student Attrition	5,499	22.2%	772,746	18.9%				

Texas Education Agency
2021-22 Student Information (TAPR)
ECTOR COUNTY ISD (068901) - ECTOR COUNTY

Student Information	-Non-Special Education Rates-		-Special Education Rates-	
	District	State	District	State
Retention Rates by Grade:				
Kindergarten	1.7%	1.9%	3.0%	5.2%
Grade 1	2.6%	2.9%	3.9%	4.2%
Grade 2	1.8%	1.7%	5.4%	2.2%
Grade 3	1.9%	1.0%	2.2%	1.0%
Grade 4	1.4%	0.7%	1.8%	0.7%
Grade 5	0.5%	0.5%	0.7%	0.7%
Grade 6	1.0%	0.6%	2.3%	0.6%
Grade 7	1.7%	0.7%	2.1%	0.7%
Grade 8	0.8%	0.6%	1.3%	0.8%
Grade 9	12.7%	10.5%	13.4%	14.1%

	---- District ----		----- State -----	
	Count	Percent	Count	Percent
Data Quality:				
Underreported Students	73	0.5%	8,781	0.3%

140

Class Size Averages by Grade and Subject
(Derived from teacher responsibility records):

Class Size Information	District	State
Elementary:		
Kindergarten	19.9	18.7
Grade 1	20.9	18.7
Grade 2	21.3	18.6
Grade 3	21.5	18.7
Grade 4	21.2	18.8
Grade 5	22.6	20.2
Grade 6	17.2	19.2
Secondary:		
English/Language Arts	15.9	16.3
Foreign Languages	18.9	18.4
Mathematics	17.1	17.5
Science	16.1	18.5
Social Studies	16.4	19.1

Texas Education Agency
2021-22 Staff Information (TAPR)
ECTOR COUNTY ISD (068901) - ECTOR COUNTY

	---- District ----		----- State -----	
Staff Information	Count	Percent	Count	Percent
Total Staff	3,795.6	100.0%	749,473.4	100.0%
Professional Staff:	2,381.1	62.7%	480,632.3	64.1%
Teachers	1,822.0	48.0%	369,695.8	49.3%
Professional Support	414.4	10.9%	80,190.4	10.7%
Campus Administration (School Leadership)	111.9	2.9%	22,091.4	2.9%
Central Administration	32.8	0.9%	8,654.8	1.2%
Educational Aides:	444.0	11.7%	82,972.4	11.1%
Auxiliary Staff:	970.5	25.6%	185,868.6	24.8%
Librarians and Counselors (Headcount):				
Full-time Librarians	17.0	n/a	4,194.0	n/a
Part-time Librarians	4.0	n/a	607.0	n/a
Full-time Counselors	78.0	n/a	13,550.0	n/a
Part-time Counselors	0.0	n/a	1,176.0	n/a
Total Minority Staff:	2,225.4	58.6%	390,611.0	52.1%
Teachers by Ethnicity:				
African American	110.5	6.1%	41,286.1	11.2%
Hispanic	727.7	39.9%	106,866.5	28.9%
White	904.9	49.7%	208,485.4	56.4%
American Indian	5.9	0.3%	1,235.6	0.3%
Asian	46.0	2.5%	6,956.0	1.9%
Pacific Islander	2.0	0.1%	553.2	0.1%
Two or More Races	25.0	1.4%	4,312.0	1.2%
Teachers by Sex:				
Males	439.5	24.1%	89,015.4	24.1%
Females	1,382.5	75.9%	280,680.4	75.9%
Teachers by Highest Degree Held:				
No Degree	17.9	1.0%	5,187.9	1.4%
Bachelors	1,335.4	73.3%	268,560.2	72.6%
Masters	452.0	24.8%	93,139.5	25.2%
Doctorate	16.7	0.9%	2,808.1	0.8%
Teachers by Years of Experience:				
Beginning Teachers	160.6	8.8%	29,215.8	7.9%
1-5 Years Experience	550.9	30.2%	98,764.8	26.7%
6-10 Years Experience	370.4	20.3%	76,197.2	20.6%

Texas Education Agency
2021-22 Staff Information (TAPR)
ECTOR COUNTY ISD (068901) - ECTOR COUNTY

	---- District ----		----- State -----	
Staff Information	Count	Percent	Count	Percent
11-20 Years Experience	419.7	23.0%	105,811.4	28.6%
21-30 Years Experience	243.7	13.4%	48,804.6	13.2%
Over 30 Years Experience	76.6	4.2%	10,902.0	2.9%
Number of Students per Teacher	17.4	n/a	14.6	n/a

Staff Information	District	State
Experience of Campus Leadership:		
Average Years Experience of Principals	5.5	6.3
Average Years Experience of Principals with District	4.5	5.4
Average Years Experience of Assistant Principals	5.0	5.5
Average Years Experience of Assistant Principals with District	4.5	4.8
Average Years Experience of Teachers:		
Average Years Experience of Teachers:	11.1	11.1
Average Years Experience of Teachers with District:	8.6	7.2
Average Teacher Salary by Years of Experience (regular duties only):		
Beginning Teachers	\$57,002	\$51,054
1-5 Years Experience	\$58,175	\$54,577
6-10 Years Experience	\$59,754	\$57,746
11-20 Years Experience	\$62,601	\$61,377
21-30 Years Experience	\$67,195	\$65,949
Over 30 Years Experience	\$72,084	\$71,111
Average Actual Salaries (regular duties only):		
Teachers	\$61,203	\$58,887
Professional Support	\$71,107	\$69,505
Campus Administration (School Leadership)	\$85,130	\$84,990
Central Administration	\$128,580	\$112,797
Instructional Staff Percent:	64.3%	64.9%
Turnover Rate for Teachers:	22.1%	17.7%
Staff Exclusions:		
Shared Services Arrangement Staff:		
Professional Staff	0.0	1,247.4
Educational Aides	0.0	191.7
Auxiliary Staff	0.0	381.6
Contracted Instructional Staff:	0.0	2,113.6

Texas Education Agency
2021-22 Staff Information (TAPR)
ECTOR COUNTY ISD (068901) - ECTOR COUNTY

	----- District -----		----- State -----	
Program Information	Count	Percent	Count	Percent
Teachers by Program (population served):				
Bilingual/ESL Education	245.5	13.5%	22,926.8	6.2%
Career and Technical Education	88.5	4.9%	19,365.5	5.2%
Compensatory Education	79.3	4.4%	11,037.2	3.0%
Gifted and Talented Education	55.4	3.0%	6,465.0	1.7%
Regular Education	1,071.0	58.8%	261,685.1	70.8%
Special Education	211.5	11.6%	35,441.0	9.6%
Other	70.9	3.9%	12,775.1	3.5%

- Indicates there are no students in the group.
- * Indicates results are masked due to small numbers to protect student confidentiality.
- ** When only one student disability or assessment group is masked, then the second smallest student disability or assessment group is masked regardless of size.
- n/a Indicates data reporting is not applicable for this group.
- ? Indicates that the data for this item were statistically improbable or were reported outside a reasonable range.

Link to: [PEIMS Financial Standard Reports 2020-21 Financial Actual Report](#)
 (To open link in a new window, press the "Ctrl" key and click on the link.)



INFORMATION ITEMS

- Acknowledgement of Donations
- Financials
- Purchasing Report
- Routine Personnel Report

TO: Board of Trustees
Ector County ISD

FROM: Deborah Ottmers, Chief Financial Officer

SUBJECT: Acknowledgement of Donations
October through December 2022

DATE: January 17, 2023



\$ 34,300.21

Donor	Donation Description	Campus/Dept Name		Org #	Value	Total
OHS VB Booster Club	ipad etc for games	Odessa	High School	002	\$ 1,677.00	
OHS Class of 1967	Polos	Odessa	High School	002	\$ 1,580.00	
Odessa County Club Women	Mariachi performance	Odessa	High School	002	\$ 200.00	
		Odessa	High School	002		\$ 3,457.00
Various	PHS Auditorium seating	Permian	High School	003	\$ 7,051.25	
		Permian	High School	003		\$ 7,051.25
United Pump & Supply	Jr/Sr celebration	George HW Bush	New Tech Odessa	011	\$ 200.00	
		George HW Bush	New Tech Odessa	011		\$ 200.00
Frances Collins	Tennis Supplies	Bonham	Middle School	042	\$ 200.00	
		Bonham	Middle School	042		\$ 200.00
Various	Art Program/Comic Con attendance	Crockett	Middle School	044	\$ 415.00	
Southwest Heritage Credit	Space Launch travel	Crockett	Middle School	044	\$ 250.00	
		Crockett	Middle School	044		\$ 665.00
Women of the Moose	Supplies and incentives	Goliad	Elementary School	110	\$ 802.24	
		Goliad	Elementary School	110		\$ 802.24
Education Foundation	Grant Writer partial salary	Development	Department	705	\$ 12,500.00	
Nonprofit Mgt Center of t	Volunteer Program	Development	Department	705	\$ 1,000.00	
Ross Dress for Less	gift cards for homeless student clothing	Community Outreach	Department	856	\$ 300.00	
Heidi Helferich	Conn Tenor Trombone for OHS	Fine Arts	Department	861	\$ 450.00	
UT School of Nursing	Narcan stock	Nursing	Department	886	\$ 7,674.72	
		Total Departments				\$ 21,924.72

GENERAL FUND (199) YTD BUDGET REPORT
 OCTOBER 30, 2022

FOR 2023 04

	ORIGINAL APPROP	TRANFRS/ ADJSTMTS	REVISED BUDGET	YTD ACTUAL	ENCUMBRANCES	AVAILABLE BUDGET	PCT USE/COL
199 GENERAL FUND							
00 GENERAL LEDGER AND REVENUE	-338,720,000	0	-338,720,000	-56,527,144.11	.00	-282,192,855.89	16.7%
11 INSTRUCTION	201,846,932	2,296,134	204,143,066	51,901,445.94	117,520,229.02	34,721,391.04	83.0%
12 INSTRUCTIONAL RES & MEDIA SERV	2,779,013	0	2,779,013	519,803.67	1,281,190.82	978,018.51	64.8%
13 CURRICULUM & STAFF DEVELOPMENT	10,887,249	22,000	10,909,249	2,393,950.02	4,139,273.16	4,376,025.82	59.9%
21 INSTRUCTIONAL LEADERSHIP	5,637,274	0	5,637,274	1,715,557.15	2,974,370.26	947,346.59	83.2%
23 SCHOOL LEADERSHIP	21,203,091	499,671	21,702,762	6,352,633.86	12,623,022.28	2,727,105.86	87.4%
31 GUID, COUNS & EVALUATION SERVS	14,600,113	119,583	14,719,696	3,776,950.69	7,952,208.23	2,990,537.08	79.7%
32 SOCIAL WORK SERVICES	1,829,748	0	1,829,748	635,080.62	973,635.33	221,032.05	87.9%
33 HEALTH SERVICES	3,292,711	0	3,292,711	810,860.72	2,117,282.76	364,567.52	88.9%
34 STUDENT TRANSPORTATION	8,788,644	1,767,541	10,556,185	2,233,827.03	4,520,877.82	3,801,480.15	64.0%
36 CO/EXTRACURRICULAR ACTIVITIES	6,376,278	572,017	6,948,295	1,780,658.38	2,576,293.73	2,591,342.89	62.7%
41 GENERAL ADMINISTRATION	8,677,023	200,000	8,877,023	2,512,312.16	4,308,001.33	2,056,709.51	76.8%
51 FACILITIES MAINT & OPERATIONS	33,381,540	8,510,237	41,891,777	8,914,065.78	20,832,606.63	12,145,104.59	71.0%
52 SECURITY & MONITORING SERVICES	3,319,708	517,020	3,836,728	979,800.27	1,960,561.12	896,366.61	76.6%
53 DATA PROCESSING SERVICES	11,315,070	1,700,480	13,015,550	4,702,580.04	5,300,073.21	3,012,896.75	76.9%
61 COMMUNITY SERVICES	1,725,606	0	1,725,606	518,622.79	982,225.24	224,757.97	87.0%
71 DEBT SERVICE	1,050,000	211,000	1,261,000	239,667.38	920,152.62	101,180.00	92.0%
81 FACILITIES ACQUISITION & CONST	0	10,800,000	10,800,000	.00	.00	10,800,000.00	.0%
99 INTERGOVERNMENTAL CHARGES	2,010,000	0	2,010,000	460,779.00	1,549,221.00	.00	100.0%
TOTAL GENERAL FUND	0	27,215,683	27,215,683	33,921,451.39	192,531,224.56	-199,236,992.95	832.1%
TOTAL REVENUES	-339,270,000	0	-339,270,000	-56,527,144.11	.00	-282,742,855.89	
TOTAL EXPENSES	339,270,000	27,215,683	366,485,683	90,448,595.50	192,531,224.56	83,505,862.94	
GRAND TOTAL	0	27,215,683	27,215,683	33,921,451.39	192,531,224.56	-199,236,992.95	832.1%

146

** END OF REPORT - Generated by BAUMANN, DUSTY **

SCHOOL NUTRITION (240) YTD BUDGET REPORT
 OCTOBER 30, 2022

FOR 2023 04

	ORIGINAL APPROP	TRANFRS/ ADJSTMTS	REVISED BUDGET	YTD ACTUAL	ENCUMBRANCES	AVAILABLE BUDGET	PCT USE/COL
240 SCHOOL NUTRITION							
00 GENERAL LEDGER AND REVENUE	-18,115,065	-861,813	-18,976,878	-5,797,167.93	.00	-13,179,710.07	30.5%
35 FOOD SERVICE	18,115,065	4,879,030	22,994,095	5,921,150.01	12,230,961.22	4,841,983.77	78.9%
51 FACILITIES MAINT & OPERATIONS	0	0	0	.00	.00	.00	.0%
TOTAL SCHOOL NUTRITION	0	4,017,217	4,017,217	123,982.08	12,230,961.22	-8,337,726.30	307.5%
TOTAL REVENUES	-18,115,065	-861,813	-18,976,878	-5,797,167.93	.00	-13,179,710.07	
TOTAL EXPENSES	18,115,065	4,879,030	22,994,095	5,921,150.01	12,230,961.22	4,841,983.77	
GRAND TOTAL	0	4,017,217	4,017,217	123,982.08	12,230,961.22	-8,337,726.30	307.5%

** END OF REPORT - Generated by BAUMANN, DUSTY **

DEBT SERVICE (599) YTD BUDGET REPORT
 OCTOBER 30, 2022

FOR 2023 04

	ORIGINAL APPROP	TRANFRS/ ADJSTMTS	REVISED BUDGET	YTD ACTUAL	ENCUMBRANCES	AVAILABLE BUDGET	PCT USE/COL
--	--------------------	----------------------	-------------------	------------	--------------	---------------------	----------------

599 DEBT SERVICE FUND

00 GENERAL LEDGER AND REVENUE	-27,547,576	-4,313,424	-31,861,000	-774,876.95	.00	-31,086,123.05	2.4%
71 DEBT SERVICE	27,547,576	4,313,424	31,861,000	8,761,482.63	2,389,410.37	20,710,107.00	35.0%
TOTAL DEBT SERVICE FUND	0	0	0	7,986,605.68	2,389,410.37	-10,376,016.05	100.0%
TOTAL REVENUES	-27,547,576	-4,313,424	-31,861,000	-774,876.95	.00	-31,086,123.05	
TOTAL EXPENSES	27,547,576	4,313,424	31,861,000	8,761,482.63	2,389,410.37	20,710,107.00	
GRAND TOTAL	0	0	0	7,986,605.68	2,389,410.37	-10,376,016.05	100.0%

** END OF REPORT - Generated by BAUMANN, DUSTY **

ECISD Over \$50,000 Report for December 2022

PO Date	PO#	Vendor Name	Amount	General Comments	Approval Process	1st GL Account	Requestor	Department
12/09/2022	23007245	BLUE STAR BUS SALES LTD	\$ 1,230,198.71	71 PASSENGER BUSES Qty: 6	BUYBOARD APPROVED VENDOR CONTRACT #630-20	199-34-6631-01-986-99	Latonya Brooks	TRANSPORTATION
12/12/2022	23007343	REGION 18 EDUCATION SERVICE CENTER	\$ 375,358.00	2022-2023 ASCENDER Services	REGION 18 EDUCATION SERVICE CENTER	199-53-6235-00-972-99	Melinda Compton	INFORMATION SYSTEMS
12/06/2022	23007155	VIZOCOM ICT LLC	\$ 274,961.70	Medify Air Purifier MA-50 Replacement Filter Qty: 4303	TIPS COOP APPROVED VENDOR CONTRACT #200901	199-51-6398-10-965-99	Nicolas Reyes	DISTRICT OPERATIONS
12/02/2022	23006951	REGION 18 EDUCATION SERVICE CENTER	\$ 195,174.00	TEKS Resource System Renewal 2022-2023	Region 18 COOP	199-11-6248-80-851-11	Sheila Pruitt	CURRICULUM & INSTRUCTION
12/14/2022	23007498	CDW-G	\$ 81,558.00	CHROMEBOOKS AND CHARGING STATIONS Qty:150	SOURCEWELL COOP #081419-CDW - IFB#22-19SN	199-11-6398-00-003-24 199-11-6397-00-003-24	Dianna Gonzales	PERMIAN HIGH SCHOOL
12/15/2022	23007513	PRESENCE LEARNING	\$ 75,000.00	CONSULTING SERVICES FOR STUDENT SPEECH THERAPY VIRTUALLY THROUGH JUNE 30, 2023	ALLIED STATES COOP CONTRACT #19-7321 & #21-7397	224-31-6299-00-871-23-22423	Romi Scown	SPECIAL EDUCATION
12/01/2022	23006873	CDW-G	\$ 60,000.00	Student Chromebooks Qty: 120	SOURCEWELL COOP #081419-CDW - IFB#22-19SN	211-11-6396-00-046-30-21123	Daphne Narrell	NIMITZ MIDDLE SCHOOL

ECTOR COUNTY INDEPENDENT SCHOOL DISTRICT
Odessa, Texas

MEMORANDUM

TO: Dr. Scott Muri, Superintendent of Schools

FROM: Staci Ashley, Executive Director of Human Resources

RE: Routine Personnel Report for December 2022

DATE: 12/31/2022

Elementary Level Recommendations

NAME	JOB CLASS	CAMPUS	EFFECTIVE DATE
NONE			

Secondary Level Recommendations

NAME	JOB CLASS	CAMPUS	EFFECTIVE DATE
NONE			

Administrative Level Recommendations

NAME	JOB CLASS	CAMPUS/DEPARTMENT	EFFECTIVE DATE
JESSICA GORE	EXECUTIVE DIRECTOR ACCOUNTABIL	ASSMT, RESEARCH, PRGM REV	
CELESTE ORTIZ	ADM REVIEW & DISMISSAL FACILIT	SPECIAL EDUCATION	

Elementary Level Resignations

NAME	JOB CLASS	CAMPUS	EFFECTIVE DATE
ABILIA GALLARDO	KINDER (REG)	MILAM ELEMENTARY SCHOOL	12/16/2022
CHRISTINA LENNON	FOURTH GRADE (REG)	IRELAND ELEM SCHOOL	12/16/2022
VERONICA ESPINOZA	FIFTH GRADE (REG)	LBJ ELEMENTARY SCHOOL	12/9/2022

Secondary Level Resignations

NAME	JOB CLASS	CAMPUS	EFFECTIVE DATE
MORTAZA DAVARI	SCIENCE	PERMIAN HIGH SCHOOL	12/16/2022
BRANDY DUGGER	MEDIA SPECIALST SCND	WILSON & YOUNG MIDDLE SCHOOL	12/12/2022
MARK GIBSON	SOCIAL STDY-COACH	ODESSA HIGH SCHOOL	12/2/2022
DAPHNE RHOADS	SOCIAL STUDIES	PERMIAN HIGH SCHOOL	12/16/2022

Administrative Level Resignations

NAME	JOB CLASS	CAMPUS/DEPARTMENT	EFFECTIVE DATE
DEBORAH CLARK	COUNSELOR, ELEM	JOHNSON ELEM SCHOOL	
TYRONE HINER	CHIEF OF POLICE	DISTRICT POLICE DEPARTMENT	
NORMAN PEREZ	MANAGER, INFRASTRUCTURE	INFORMATION TECHNOLOGY	
JAIME SUBIA	SUPERVISOR, PRINT SHOP/MAIL	PRINT SHOP	
NORA TAYLOR	COUNSELOR, SECONDARY SAS	ALTERNATIVE EDUC CENTER	
SHENNA WALLACE	ASST PRIN, ELEM	SAN JACINTO ELEM SCHOOL	