

Agenda of Board Workshop Meeting

The Board of Trustees Ector County Independent School District

A Board Workshop Meeting of the Board of Trustees of Ector County Independent School District will be held January 11, 2022, beginning at 6:30 PM.

The subjects to be discussed or considered are listed below. Items do not have to be taken in the same order as shown on this meeting notice.

1. Call to Order - Roll Call
2. Verification of Compliance with Open Meeting Law - this is to certify that the provisions of Section 551.001 of the Texas Government code have been met in connection with public notice of this meeting.
3. Opening Remarks by Superintendent
4. Public Comment
5. Report/Discussion Items
 - A. Bond Advisory Committee Presentation 2
 - B. ECISD To and Through Presentation 33
6. Possible Request for Approval to Move to Closed Meeting - Personnel Matters - Section 551.074 of the Texas Government Code [Board will deliberate the appointment, employment, evaluation, reassignment, duties, discipline, or dismissal of public employees of the District or hear a complaint or charge against an officer or employee.]
Consultations with Attorney - Section 551.071 of the Texas Open Meetings Act [The Board will meet in Closed Session in Consultation with the Board's Attorney Regarding all Matters as Authorized by Law.]
7. Closing Remarks by Superintendent
8. Adjournment



BOND ADVISORY COMMITTEE PRESENTATION

A presentation will be made by members of the Bond Advisory Committee.



2021 BOND PLANNING COMMITTEE

PROCESS, FINDINGS & RECOMMENDATIONS

ECISD BOARD OF TRUSTEES

Tuesday, January 11, 2022



WELCOME

ECISD

MEETING AGENDA / TALKING POINTS



1. Bond Planning Committee (BPC)

- ❖ Committee Members
- ❖ Committee Charge
- ❖ Process Highlights

Approach, Key Activities & Guiding Principles

2. Discovery: Findings & Directions

ECISD Facility Needs & Challenges, Options Identified & Influenced

3. Final Recommendations





BOND PLANNING
COMMITTEE



BOND PLANNING COMMITTEE



GROUP COMPOSITION

- **61 Committee Members**
- Comprised of ECISD Parents, Faculty & Staff, Community Members and Business Leaders from across the District

COMMITTEE MEMBERS

Armendarez, Nate	Collins, Gene	Hawley, Aaron Dr.	McNeill, Michelle	Story, Sharon
Bagley, Mariann	Corrales, Sable	Howell, Bradley	Moore, Sara	Styles, Delesa Dr.
Barry, Claire	Cotten, Charles	Jones, Mollie	Munger, David	Taylor, Vaughny
Bartlett, Christopher	Crissinger, Mark	Jones, Tim	Norris, Gaven	Uranga, Carol
Bizzell, Jennifer	Daniels, Catherine	Kellar, Cecilia	Otriz, Dusty	Whittenburg, Kristin, Dr.
Borchardt, Tracey	Davenport-Littleton, Jo Ann	Larizza, Steven	Perryman, Lorraine	Wilcox, Cassandra
Bueno, Erin	Duree, David	Larson, Brittany	Pettigrew, Micah	Willis, Mari
Burnett, Wesley	Earls, Renee	Marin, Stephanie	Potter, Celeste	Wyman, Lisa
Byrne, Carla	Fawcett, Robin	Martinez, Kristi	Randolph, Scott	Zartner, Ken
Castillo, Cruz III	Frasier, Ken	Marquez, Mauricio	Reyes, Brandon	
Cedillo, Robert	Gonzales, Louis	Marshall, Julie	Salmon, Tommy Jr.	
Christesson, Jesse	Haller, Sherman	Martin, Megan	Sewell, Collin	
Cole, Chris	Hankins, Grayson	McLane, Fallon	Snyder, Brittany	

BOND PLANNING COMMITTEE



GROUP COMPOSITION

▪ 61 Committee Members + 14 ECISD Support Staff

ECISD SUPPORT STAFF

Cortney Smith
Executive Director District Operations

Brandon Reyes
Executive Director District Operations

Diana Ornelas
Operations / Projects Supervisor

Sable Corrales
Administrative Assistant

Gary Weatherford
Facilities Director

Jamie Subia
ECISD Print Shop

Dr. Scott Muri
Superintendent of Schools

Dr. Anthony Sorola
Associate Superintendent

Dr. Keeley Simpson
Chief of Schools

Brady Peugh
Director of Energy Mgmt. /
Custodial

Kelly Buchanan
Energy Management Specialist

Kent Clark
Warehouse Supervisor

Deborah Ottmers
Chief Financial Officer

Mike Adkins
Chief Communications Officer

Alicia Syverson
Assistant Superintendent of Student & School
Support

Kelly Wilks, Ed.D. + the Technology Team
Chief Technology Officer

Albert Anchondo
Special Assistant to the Superintendent of
Schools


8

BOND PLANNING COMMITTEE



COMMITTEE CHARGE

- ✓ Receive and review the findings of the Facilities Assessment Study regarding physical condition and other assessments of all current facilities.
- ✓ Review options for existing, renovated and/or new facilities and their implications for projected enrollments, anticipated instructional programs, technology and related educational specifications, District staff, operations and costs.
- ✓ Develop and present to the Board of Trustees a facilities plan and recommendations for a future bond



BOND PLANNING COMMITTEE



PROCESS HIGHLIGHTS

- Six (6) Month Commitment (July, 2021 - January, 2022)
- 8 Committee Meetings
- 2 Community Meetings
- 2 Deep Dive Working Sessions

Total of 40-90 hours invested per BPC member



PROCESS HIGHLIGHTS: GUIDING PRINCIPLES

1. STATE OF THE ART CAREER & TECHNICAL EDUCATION

2. 21ST CENTURY LEARNING ENVIRONMENTS

3. SAFE & SECURE FACILITIES



❖ WORST IS FIRST

❖ PLAN FOR THE FUTURE

❖ FUNCTIONAL EQUITY & OPERATIONAL EFFICIENCY



- ✓ *Academic Needs of Our Students MUST Come 1st*
- ✓ *Facilities that Promote Academic Success*
- ✓ *Adequacy of Buildings to Deliver Quality Instruction Should Guide All of Our Decisions*
- ✓ *Support Different Learning Styles and Approaches (including personalized*
- ✓ *Addressing Biggest Needs 1st (100%+ Utilization and/or 50-60%+ FCI)*
- ✓ *Future-Ready Facilities; Expandable Facilities to Accommodate Future Growth*
- ✓ *Utilize Existing Buildings & Resources Efficiently*
- ✓ *Equitable Access to Programs & Opportunities*

PROCESS HIGHLIGHTS: INFORMATION REVIEWED & EVALUATED

ECISD Vision ECISD Strategic Plan

Demographics & Enrollment

Facility Condition Assessment Findings

12

Aging Facility Data Departmental Needs

Facility Stakeholder Feedback Community

Feedback Public School Finance 101

Bond Capacity & Tax Rate Implications

Facility Improvement & Bond Election History



FINDINGS &
DIRECTIONS

FINDINGS & DIRECTIONS



ECISD FACILITIES (60)				
1-20 YEARS	21-40 YEARS	41-60 YEARS	61-80 YEARS	81 + YEARS
6	19	4	28	3

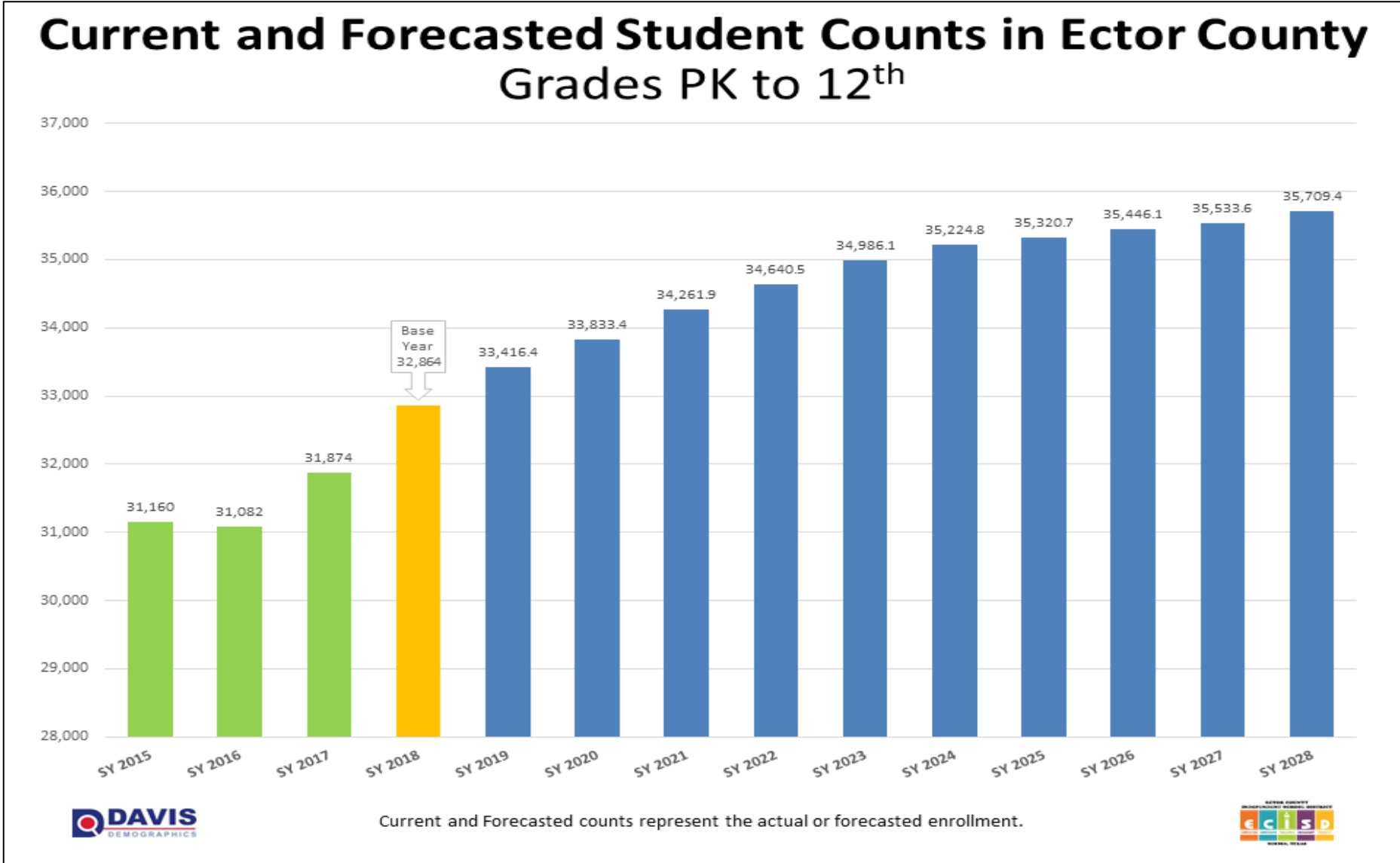


14

Average Age of Ector
County ISD
Educational Facilities

51 YEARS

12



FINDINGS & DIRECTIONS



FACILITY CONDITION ASSESSMENT

Aging Buildings, Systems and

Legend: (Age)

- 1-29 Yrs.
- 30-59 Yrs.
- 60 + Yrs.


Legend: (Utilization)

- 101+ %
- 96 - 100%
- 80 - 95%
- 69 - %
- 70 - 79%

Legend: (FCI)

- 1-29%
- 30-59%
- 60%+

School Name	Facility Type	Grades Served	Full/Half Day Pre-K	Year Built	Age [Years]	Utilization (2019-20)	Utilization (2020-21)	Projected Utilization (2021-22)	Projected Utilization (2024-25)	Projected Utilization (2028)	Facility Condition Index (FCI)
Nimitz Middle School	MS	6 - 8		1965	56	157%	141%	146%	161%	159%	40%
Wilson & Young Middle School	MS	6 - 8		1960	61	121%	128%	131%	165%	172%	54%
Odessa High School	HS	9 - 12		1945	76	112%	120%	123%	122%	135%	36%
Permian High School	HS	9 - 12		1957	64	109%	115%	119%	147%	153%	46%
Downing Elementary School	ES	K - 5		2015	6	103%	111%	119%	164%	161%	9%
Bonham Middle School	MS	6 - 8		1954	67	110%	105%	106%	115%	108%	68%
Buice Elementary School	ES	K - 5		2015	6	94%	101%	114%	205%	207%	9%
Fly Elementary School	ES	PK - 5	Full-Day	1982	39	114%	101%	96%	148%	146%	45%
Jordan Elementary School	ES	K - 5		1989	32	104%	96%	105%	122%	116%	41%
West Elementary School	ES	K - 5		2015	6	96%	91%	96%	132%	130%	10%
Ector College Prep Success Academy	MS	6 - 8		1955	66	83%	87%	88%	95%	95%	71%
Crockett Middle School	MS	6 - 8		1982	39	104%	86%	87%	121%	121%	49%
Bowie Middle School	MS	6 - 8		1949	72	97%	86%	87%	97%	105%	57%
Cavazos Elementary School	ES	K - 5		1989	32	91%	75%	81%	106%	104%	34%
Goliad Elementary School	ES	K - 5	Full-Day	1958	63	81%	75%	71%	103%	101%	44%
Johnson Elementary School	ES	K - 5		1989	32	89%	71%	78%	113%	111%	37%
Ireland Elementary School	ES	K - 5	Full-Day	1959	62	71%	62%	60%	153%	150%	48%
San Jacinto Elementary School	ES	K - 5	Full-Day	1948	73	70%	61%	57%	114%	112%	42%
Noel Elementary School**	ES	3 - 5		1981	40	71%	59%	59%	106%	105%	43%



FACILITY LIFE-CYCLE NEEDS
FINDINGS & DIRECTIONS

FINDINGS & DIRECTIONS



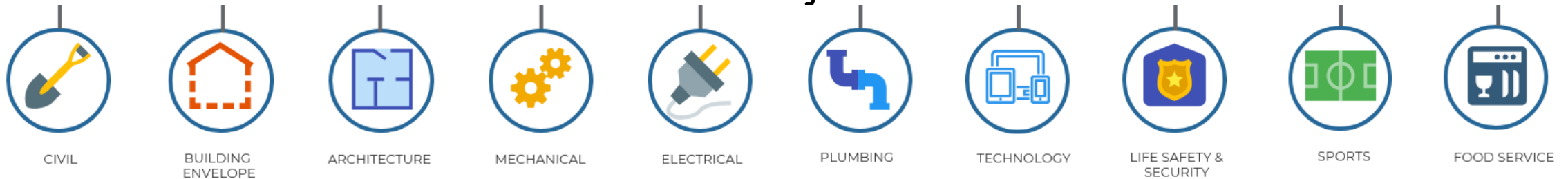
FACILITY CONDITION ASSESSMENT

- Over \$175M in outstanding PRIORITY 1 & 2 Repair/Maintenance needs

- Building Infrastructure, Systems, Finishes and Fixtures

18

- Site Infrastructure and Systems



<u>Priority 1:</u> (6-10 years: 2027-2031)	\$ 52,861,212	(1-2 years: 2022-2023)	<u>Priority 3:</u>	\$483,236,192
<u>Priority 2:</u> (11+ years: 2031+)	\$122,342,574	(3-5 years: 2024-2026)	<u>Priority 4:</u>	GRAND TOTAL (P1 - P4)

Total P1+P2: \$175,203,786

Total P3+P4: \$643,632,589
\$818,836,375

FINDINGS & DIRECTIONS



FACILITY LIFE-CYCLE NEEDS: PRIORITY 1 & 2 TOTALS

FACILITY NAME	PRIORITY-1	PRIORITY-2	TOTAL P1+P2
Odessa High School	\$5,493,634.96	\$3,587,354.30	\$9,080,989.26
Permian High School	\$1,519,035.53	\$13,149,676.57	\$14,668,712.10
New Tech Odessa High School	\$1,028,893.40	\$3,836,937.91	\$4,865,831.31
Bonham Middle School	\$4,844,710.63	\$3,919,118.17	\$8,763,828.80
Bowie Middle School	\$7,972,149.58	\$7,190,177.79	\$15,162,327.38
Crockett Middle School	\$4,593,386.36	\$2,109,403.73	\$6,702,790.09
Ector Middle School	\$2,746,942.82	\$14,453,336.36	\$17,200,279.18
Nimitz Middle School	\$1,001,348.22	\$2,376,853.56	\$3,378,201.78
Wilson & Young Middle School	\$5,436,121.80	\$4,127,885.64	\$9,564,007.44
Alamo STEAM Academy	\$332,162.43	\$1,133,900.22	\$1,466,062.65
Austin Montessori Magnet Elementary School	\$0.00	\$1,839,175.30	\$1,839,175.30
Blackshear Elementary Magnet School	\$627,868.02	\$3,036,963.52	\$3,664,831.55
Blanton Elementary School	\$209,289.34	\$1,416,894.48	\$1,626,183.82
Buice Elementary School	\$0.00	\$30,623.76	\$30,623.76
Burleson Elementary School	\$198,122.74	\$3,018,913.68	\$3,217,036.42

FINDINGS & DIRECTIONS



FACILITY LIFE-CYCLE NEEDS: PRIORITY 1 & 2 TOTALS

FACILITY NAME	PRIORITY-1	PRIORITY-2	TOTAL P1+P2
Burnet Elementary School	\$2,603,774.75	\$150,581.39	\$2,754,356.13
Cameron Dual Language Magnet School	\$52,659.90	\$4,502,301.75	\$4,554,961.66
Cavazos Elementary School	\$0.00	\$1,094,024.13	\$1,094,024.13
Dowling Elementary School	\$40,507.61	\$2,541,378.00	\$2,581,885.61
Downing Elementary School	\$0.00	\$17,499.29	\$17,499.29
Fly Elementary School	\$40,507.61	\$4,598,183.25	\$4,638,690.86
Goliad Elementary School	\$1,604,101.51	\$987,542.11	\$2,591,643.63
Gonzales Elementary School	\$915,067.00	\$1,117,236.52	\$2,032,303.52
Hays Magnet Academy	\$332,162.43	\$1,653,122.48	\$1,985,284.91
Sam Houston Elementary School	\$40,507.61	\$2,477,340.26	\$2,517,847.87
Ireland Elementary School	\$81,015.23	\$3,771,502.36	\$3,852,517.59
Johnson Elementary School	\$477,989.85	\$881,089.22	\$1,359,079.07
Jordan Elementary School	\$40,507.61	\$1,701,140.91	\$1,741,648.52
Milam Magnet Elementary School	\$0.00	\$1,424,004.66	\$1,424,004.66
Noel Elementary School	\$178,233.50	\$3,512,063.78	\$3,690,297.28

FINDINGS & DIRECTIONS



FACILITY LIFE-CYCLE NEEDS: PRIORITY 1 & 2 TOTALS


FACILITY NAME	PRIORITY-1	PRIORITY-2	TOTAL P1+P2
Pease Elementary School	\$40,507.61	\$3,561,822.83	\$3,602,330.44
Reagan Magnet Elementary School	\$0.00	\$1,918,359.59	\$1,918,359.59
Ross Elementary School	\$52,659.90	\$1,208,325.93	\$1,260,985.83
San Jacinto Elementary School	\$1,619,380.98	\$2,054,626.73	\$3,674,007.71
Travis Magnet Elementary School	\$661,113.11	\$2,750,118.30	\$3,411,231.40
West Elementary School	\$0.00	\$47,685.57	\$47,685.57
Zavala Magnet Elementary School	\$575,208.12	\$4,017,740.57	\$4,592,948.69
Carver Early Education Center	\$48,609.14	\$1,013,646.33	\$1,062,255.47
Lamar Early Education Center	\$677,975.94	\$1,429,254.45	\$2,107,230.38
Administrative Building	\$720,630.45	\$2,024,724.82	\$2,745,355.27
Barbara Chancellor	\$0.00	\$0.00	\$0.00
CTE Ag Farm	\$21,246.73	\$279,498.65	\$300,745.38
Frost ATC and Greenhouse	\$562,245.68	\$40,467.10	\$602,712.78
Alternative Education Center (AEC)	\$669,226.29	\$282,657.26	\$951,883.56
ECISD Police	\$40,507.61	\$250,852.31	\$291,359.92

FINDINGS & DIRECTIONS



FACILITY LIFE-CYCLE NEEDS: PRIORITY 1 & 2 TOTALS

FACILITY NAME	PRIORITY-1	PRIORITY-2	TOTAL P1+P2
Facilities	\$0.00	\$0.00	\$0.00
Food Service	\$475,154.32	\$1,062,913.39	\$1,538,067.71
Information Technology	\$371,373.81	\$204,544.82	\$575,918.62
Maintenance Operations	\$319,143.29	\$43,748.22	\$362,891.51
MCK	\$215,946.09	\$0.00	\$215,946.09
Outreach Center	\$148,541.42	\$0.00	\$148,541.42
Ratliff Stadium	\$324,060.91	\$3,649,564.27	\$3,973,625.18
Special Education	\$0.00	\$378,947.11	\$378,947.11
Testing & Assessment Building	\$172,951.31	\$0.00	\$172,951.31
Transportation	\$916,290.49	\$466,850.41	\$1,383,140.91
Whitaker - North Building	\$1,073,370.76	\$0.00	\$1,073,370.76
Whitaker - South Building	\$744,367.91	\$0.00	\$744,367.91
Priority Totals	\$52,861,212	\$122,342,574	\$175,203,786



DISTRICT-WIDE NEEDS
FINDINGS & DIRECTIONS

FINDINGS & DIRECTIONS




DEPARTMENTAL NEEDS & ESTIMATED COSTS

Fine Arts	\$10,887,143		
Athletics	\$7,104,286		
Transportation	\$7,571,429		
Technology	\$33,542,857		
GRAND TOTAL	\$59,105,715	<u>Original Amount Requested</u>	<u>\$81,710,000</u> ₂₄

Career & Technology Education			
New CTE Center	\$70,000,000		



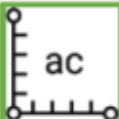





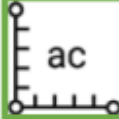




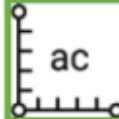
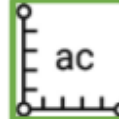
Career & Technology Education			
New Ag Farm Facility	\$7,330,831		



DISTRICT GROWTH
FINDINGS & DIRECTIONS

FINDINGS & DIRECTIONS



OPTIONS CONSIDERED	COST	STUDENT CAPACITY	ACREAGE
New Elementary School(s)	 \$43M	 850 students per campus	 10-15 acres
New Middle School(s)	 \$73M	 1,200 students per campus	 20-25 acres 26
New / 3 rd Comprehensive High School	 \$183M	 2,500 students (core capacity designed for 3,000)	 65+ acres
Replacement Campuses <ul style="list-style-type: none"> • New PHS • New OHS 	 \$225M  \$225M	 5,000 students  5,000 students	 100 acres  100 acres



INFLUENCING FACTORS
FINDINGS & DIRECTIONS

27

FINDINGS & DIRECTIONS



COMMUNITY FEEDBACK

	Total Favor	Total Oppose
(Ver Y: The average age of schools in Ector County ISD is 51 years old, which is nearly a decade older than the national average.) The bonds could allow for maintenance and repair of school buildings such as replacing old carpet and hardware, and upgrading electrical, plumbing and heating and cooling systems to keep schools in good condition as they age.	68%	29%
The bonds could allow for improvements to technology infrastructure like increasing network speed and reliability to support today's 21st Century classrooms.	64%	32%
Over one-quarter of ECISD schools are either almost over capacity or already over capacity, and without new schools or expansions overcrowding will continue to get worse. The bond could allow for new schools and expansions to help alleviate overcrowding.	62%	34%
ECISD has experienced student enrollment growth over the last five years and expects to add over 1,000 more students in the next five years. The bond will allow for new schools and expansions needed to accommodate growth.	59%	36%
The bonds could allow for construction of a state-of-the-art Career and Technology Center to offer a better learning experience, enhanced course offerings, and allow more students to participate in these programs which prepare them for college and careers.	59%	37%



FINDINGS & DIRECTIONS



TAX RATE IMPLICATIONS: ESTIMATED TAX INCREASE AMOUNTS

<u>Bond Amount</u>	<u>Increase Per Month</u>	<u>Annual Increase</u>
\$300M	\$9	\$105
\$400M	\$14	\$166
\$500M	\$20	\$240
\$600M	\$25	\$300
\$700M	\$30	\$360 (less than \$1 per day)

Approximate tax increase amount for average value of a home in Odessa (\$148,090)

29

OR

<u>Bond Amount</u>	<u>Increase Per Month</u> (per every \$100k in home value)	<u>Annual Increase</u>
\$300M	\$6	\$71
\$400M	\$9	\$112
\$500M	\$13	\$156
\$600M	\$17	\$204
\$700M	\$20	\$240

Approximate tax increase amount per \$100K home



FINAL

RECOMMENDATIONS



FINAL RECOMMENDATIONS



- ✓ Facility Life-Cycle Repair & Replacement Needs - Priority 1 & 2
 - ✓ New CTE Facility
 - ✓ Technology Upgrades
 - ❖ New High School
- BOND NOT TO EXCEED \$400M

31

Facility Life-Cycle Repair / Maintenance	\$175,203,786	Priority 1: \$52,861,212	Priority 2: \$122,342,574
Career & Technology Education	\$ 70,000,000	New CTE Center	
Growth	\$143,000,000	New / 3rd Comprehensive High School	
Technology	\$ 33,542,857	Technology Upgrades	

❖ ELECTION DAY - MAY 7, 2022





ECISD TO AND THROUGH PRESENTATION

Elizabeth Gray, Post-Secondary Coordinator, Amy Anderson, Director- District AVID, and Daryton Ramsey, Executive Director of Student and School Support will present an overview/update of the ECISD To and Through Department. Past and current To and Through work will be reviewed as it relates to the Strategic Plan and Indicators of Success.

TO AND THROUGH BOARD UPDATE



**TO AND
THROUGH**
SUCCESS CENTER

**LIZ GRAY
AMY ANDERSON
DARYTON A. RAMSEY**

**Your goals.
Your success.
Our mission.**

2021 Indicators of Success Results

Board Goals	Indicator of Success	Measure	District Baseline (SY 2019)	SY 2021 Goals	SY 2021 Actuals	SY 2022 Goals	SY 2023 Goals	SY 2024 Goals
3	Postsecondary enrollment	% of graduates enrolled in technical, two-year, four-year college, or enlists in the military one year of graduation	51% Class of '19	51% Class of '20	51% Class of '20	53% Class of '21	60% Class of '22	65% Class of '23

43%

Board Goals	Indicator of Success	Measure	District Baseline (SY 2019)	SY 2021 Goals	SY 2021 Actuals	SY 2022 Goals	SY 2023 Goals	SY 2024 Goals
3	Postsecondary completion	% of graduates who complete a technical, two-year, four-year certificate or degree program or four years of service in the military within six years of their high school graduation date	6.5% Class of '12	31% Class of '15	29% Class of '15	33% Class of '16	35% Class of '17	65% Class of '18

TO AND THROUGH FOCUS AREAS

PARTNERSHIPS

We partner with 2 year / 4 year post secondary institutions in data sharing and program development to provide ongoing support to our Alums.




SUPPORT


We provide opportunities and support with college admission requirements and FAFSA/TASFA completion to all our ECISD Seniors and Alumni.



SYSTEMS

We are creating systems designed to facilitate, promote and increase ECISD graduate and alum college and career success.





PARTNERSHIPS

37

2020 - 2021

Post Secondary and AVID piloted systems and supports with the Class of 2020 AVID Alumni




2021 - 2022

We collaborate with several ECISD departments, ACCESS, Odessa College, UTPB, and other colleges and universities to provide support and assistance to ALL Seniors and Alumni

2022 and BEYOND

We will continue to grow and connect with 30+ Partners with an equity focus designed to meet the needs of all our students, including SPED, English Learner, GT, and EcoDis student groups

PARTNERSHIPS





SUPPORT

for Students, Alumni, and in collaboration with Guidance and Counseling

COLLEGE

- Seniors are provided college application support
- Class visits and individual appointments
- As of 12/15/21, 36% of Seniors have submitted college applications through GoApplyTexas

FAFSA/TAFSA

Free Application for Federal Student Aid
Texas Application For Student Aid

- Over 10 TAFSA/FAFSA nights and workshops held so far and more are scheduled and LOTS of resources available
- As of 12/15/21, 48% of Seniors have completed the FAFSA since 10/1/21
- This time last year, 18% of Seniors had completed the FAFSA

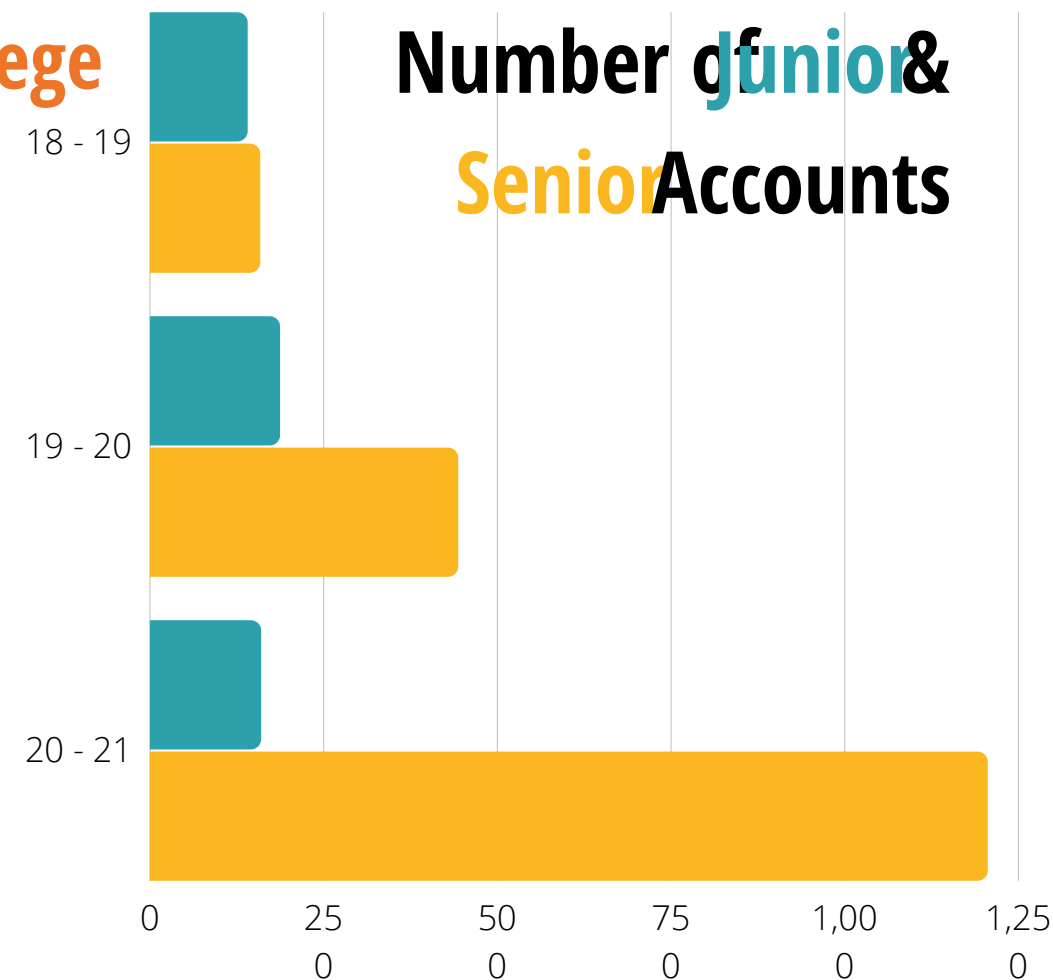


SYSTEMS FOR TO

ACCESS CAREER

- Juniors and Seniors connect with College Counselors and Local Career Experts

- Career Interest Survey
- Career exploration
- Live Career Talks
- College exploration
- Live College Talks




access
Helping BIG Dreams Happen!



EXPERIENCES


- Senior events throughout the year⁴⁰
 - College Tours
 - Mentorships
 - Workshops
 - Volunteer opportunities
 - Newsletters
 - Scholarship Opportunities



SYSTEMS FOR THROUGH

ACCESS COLLEGE & CAREER

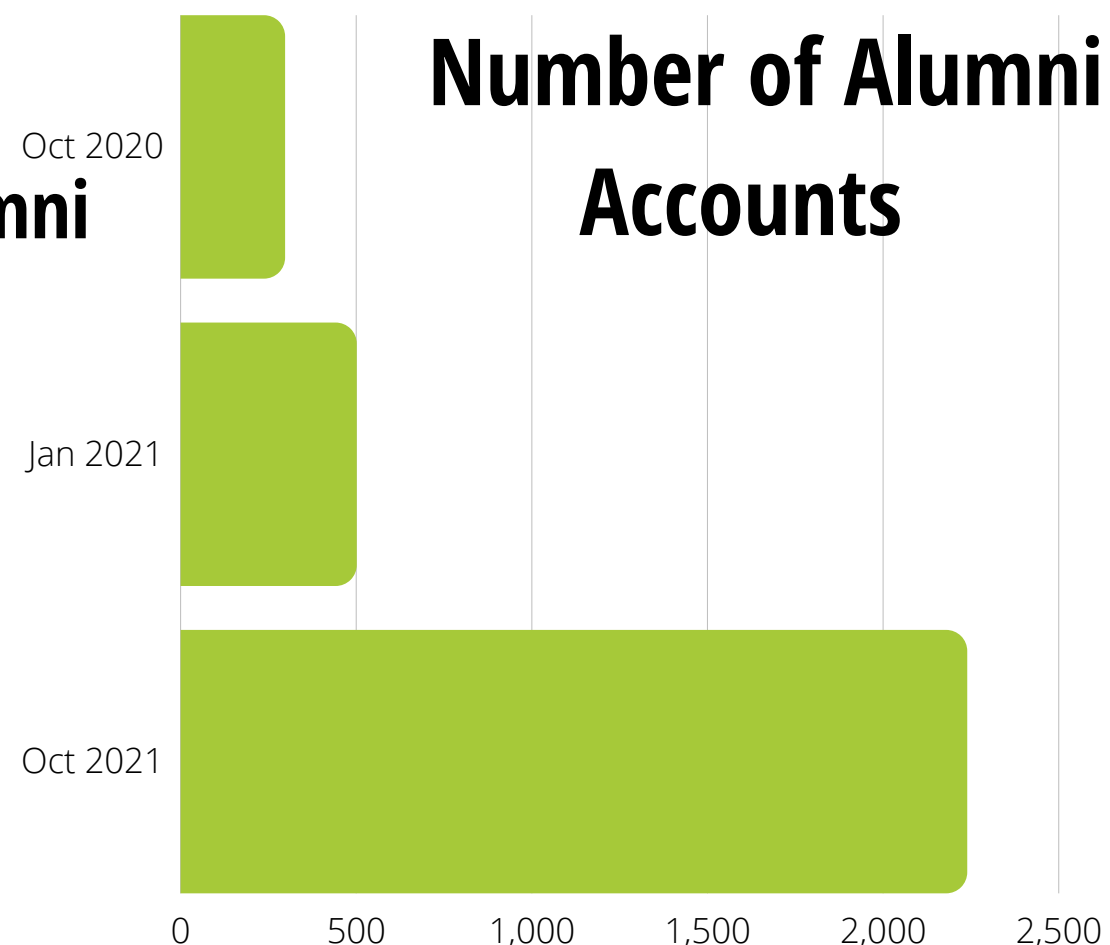
- Alumni stay connected and network with College and Career Experts
- Serves as a way to contact ALL Alumni through email



EXPERIENCES

- Alumni events throughout the year
 - Foundations And Beyond (FAB) Legacy
 - Mentorships
 - Workshops
 - Volunteer opportunities

access
Helping BIG Dreams Happen!



WHAT'S NEXT..

Here's our next steps to ensure student success!



SENIORS

- Continue to work closely with Guidance and Counseling to prepare all students for College, Career, or Military.

42

ALUMNI

- We will add 1,750 graduated Seniors to our Alumni Network!
- We will strengthen our partnerships with colleges and universities. We will build systems to share data while working together to increase persistence and degree or certification completion of our Alumni by contacting ECISD Stop-Outs and providing Alumni support.

TO AND THROUGH FOCUS AREAS

43

PARTNERSHIPS

We partner with 2 year / 4 year post secondary institutions in data sharing and program development to provide ongoing support to our Alums.




SUPPORT

We provide opportunities and support with college admission requirements and FAFSA/TASFA completion to all our ECISD Seniors and Alumni.



SYSTEMS

We are creating systems designed to facilitate, promote, and increase ECISD Senior and Alum college and career success.



Q & A?

