



# SOUTHEAST ISLAND SCHOOL DISTRICT BOARD OF EDUCATION

Work Session  
May 19, 2021

## PURPOSE STATEMENT

Together we will open students' minds to their dreams and aspirations and provide the tools needed to achieve them.

## MISSION STATEMENT

All Southeast Island School district stakeholders will work together to provide a safe and healthy environment that fosters the development of personal, social and academic skills necessary for students to excel in our rapidly changing world and to become service-minded, life-long learners.

## AGENDA

MEETING: 4:30 PM

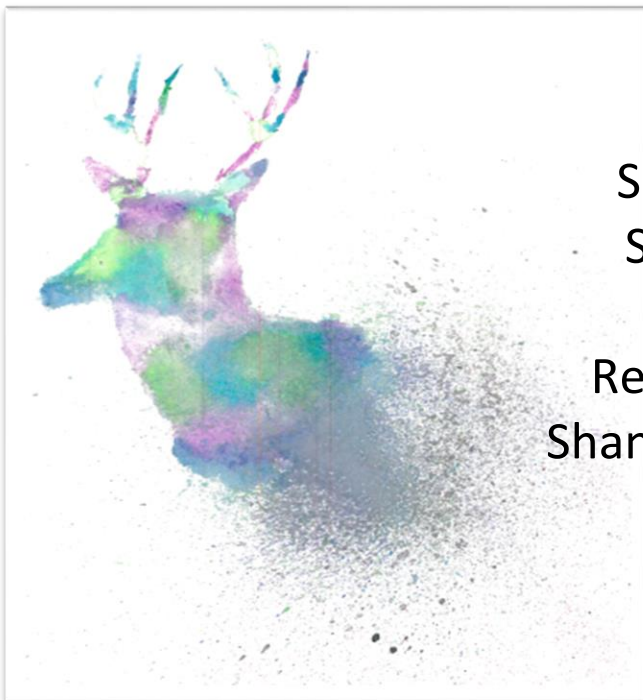
LOCATION: Audio/Video Conference

- |  |    |
|--|----|
| 1. Review of 3rd Proposed FY 2022 General Fund Budget                              | 2  |
| 2. CANCELLED: Interview Candidates for Board of Education Seat 2E<br>No applicants | 50 |



# SOUTHEAST ISLAND SCHOOL DISTRICT FY 2022 FINAL BUDGET

*MAY 19, 2021*



Shannon Silverthorn, President  
Sherry Becker, Superintendent  
Sandy Curtis, Clerk  
Rebecca Saffold, Board Member  
Shane Scamahorn, Board Member  
Vacant, Board Member

**MISSION**

*Together we will foster student skills  
to achieve their goals and adapt to an  
ever-changing world.*



Cover Page Artwork  
by BC, Grade 7  
Thorne Bay School



**SOUTHEAST ISLAND SCHOOL DISTRICT**  
P.O. Box 19569, 1010 Sandy Beach Rd., Thorne Bay, Alaska 99919  
(907) 828-8254 Fax: (907) 828-8257 Email: [sisd@sisd.org](mailto:sisd@sisd.org)

---

May 19, 2021

To the Southeast Island School District Board of Education:

The Southeast Island School District is pleased to present you with the budget for the fiscal year 2022. The budget is the primary document that communicates the District's plans for spending in the ensuing fiscal year and it also details its organizational goals and objectives in monetary terms. The District is required to prepare and approve a balanced budget and submit its budget to the State of Alaska, Department of Education & Early Development by July 15<sup>th</sup> each year. A balanced budget is defined as revenue budgeted at least the same as, or more than, the budgeted expenditures or use of fund balance.

The 11 member budget committee team of the Southeast Island School District has met and discussed its plan for the FY 2022 school year in terms of what can be accomplished within the bounds of a balanced budget and following the District's Strategic Planning outcomes.

Budget development is always a work in progress. The budget is currently a balanced budget. Changes will occur in FY 2022 when salaries, benefits and foundation funding with the approval of the Average Daily Membership, Intensive Student count and Correspondence Student count.

## **Organizational Component**

The Southeast Island School District was established by the State of Alaska Legislature in 1976. The District has 8 attendance centers and operates under the oversight management and control of a locally elected five-member School Board each with 3-year staggered terms. The School Board, pursuant to Alaska Statute Title 29.43.030, has the responsibility of establishing, maintaining, and operating a system of public schools for any community within its boundaries that is not provided for by any other public school district.

## **Budget Process**

Board Policy 3100 states, "The School Board shall establish and maintain a balanced budget. The Board shall adopt an annual budget which is compatible with district goals and objectives.

The District budget shall be prepared annually from the best possible estimates of revenues and expenditures. The Superintendent or designee shall determine the manner in which the budget shall be prepared and shall schedule the budget adoption process in accordance with legal time requirements. A public hearing shall be held prior to the adoption of the budget or a revised budget.”

The District’s budget timeline is below:

**FY 2022 BUDGET PROCESS AND TIMELINE**

***Budget Process, Timeline, Revenue Presentation, Board Sets Education & Fiscal Priorities for the District in Accordance with their Strategic Plan***

*BP3100 – BUDGET - The district budget shall be prepared annually from the best possible estimates of revenues and expenditures. The Superintendent or designee shall determine the manner in which the budget shall be prepared and shall schedule the budget adoption process in accordance with legal time requirements. A public hearing shall be held prior to the adoption of the budget or a revised budget.*

**FY 2022 1<sup>st</sup> Proposed Budget presented to the Board at Work Session and Regular Board Meeting**  
March 17, 2021

**FY 2022 2<sup>nd</sup> Proposed Budget Presented to the Board at Work Session and Regular Board Meeting**  
April 14, 2021

**FY 2022 3<sup>rd</sup> Proposed/Final Budget Presented to the Board at Work Session and Regular Board Meeting**  
May 19, 2021

**FY 2022 Adoption of Budget May Regular Board Meeting**

**GENERAL FUND REVENUES AND EXPENDITURES**

Below are the assumptions used to develop the budget.

***REVENUE BUDGET***

We have developed this budget based on assumptions about legislative funding for FY 2022. This budget assumes that we will be flat funded at \$5,930 per base student allocation (BSA) with no reduction to Basic Need or any part of the foundation formula itself.

In the State of Alaska, the number of students enrolled in a district during the 20-day count period is the basis for computing the Average Daily Membership (ADM) that is used to calculate the amount of state funding provided to each district.

#### Revenue projection of \$6,946,990

- Enrollment is projected District wide at 150, plus 30 Correspondence students
- Current Area Cost Differential (1.403) as included in the foundation calculation
- BSA \$5,930
- Intensive funding remains 13 times the BSA – budgeted for 7 Intensive Districtwide, this is a reduction of 2 from the current year
- Timber Receipts have been budgeted for FY 2022 at status quo
- Pupil Transportation is budgeted at status quo
- Food Services revenues are budgeted at status quo
- TRS On behalf is 19.29% and PERS On behalf is 8.11% (these net to zero revenues equal expenses for On Behalf)
- E-rate based on our current contract – additionally the State BAG Grant fund for the % not covered by federal funding to increase the outer sites to 25 Mbps is included at this time
- Port Protection schools still closed – no revenue generated
- Hyder School is closed – no revenue generated
- Edna Bay School open – no revenue generated
- Additional Funding outside the Foundation Formula has not been budgeted in the general fund

#### **EXPENDITURE BUDGET**

Below are the expenditure highlights and other considerations for FY 2022. This budget includes:


- Step increase for returning classified positions (if applicable)
- Step increase (if applicable) for returning certificated positions
- *Updated salaries for new personnel*
- *Updated Health Insurance decrease changing carrier to Premera*
- *Decreased special education aides as intensive student population*
- *reduced as well as overall special education student enrollment*
- Liability & Property Insurances status quo
- Port Protection & Hyder schools closed – no expenses
- Edna Bay open – no expenses budgeted at this time
- TRS On behalf is 19.29% and PERS On behalf is 8.11% (these net to zero revenues equal expenses for On Behalf). Other employer paid benefits remain status quo.
- Leveraged CAREs act funding for a District-wide Principal/Federal & State Grant programs Administrator
- Were able to keep teaching staff by utilizing part time in correspondence projecting an increase in that program (one teacher reduction in Thorne Bay)
- Communications (Internet) under DW technology based on current contract
- There are no one teacher sites budgeted next year
- \$50K in transfers for CIP – for any large item that becomes an expense – for example:
  - Kasaan Library Building – roof – \$24K; inside repairs abatement - \$18K; septic work - \$10K*
  - Port Alexander Housing - \$8K*
  - Coffman Cove – electrical service isolated between greenhouse & school - \$10-15K; pressure washing & staining school - \$10K*
  - Naukati – pressure washing & staining - \$10K; housing leveled - \$5K*
  - Whale Pass School - levelling, repairs, and drainage - \$10K*
- \$2,500 in transfers for special revenue funds in the event we overspend a grant

- Leveraged our CAREs act funding to restore student activity travel for all sites, as well as increased the general operating budget for student activity travel.

Should additional state funding become a reality, we will draft a budget revision as enrollment is finalized and we have an actual foundation number in the new fiscal year.


We thank you for your consideration of the Final FY 2022 budget.

Sincerely,



---

Sherry Becker  
Superintendent



---

Lucienne Smith  
Contracted Business Manager



**Southeast Island School District**  
Thorne Bay, Alaska

**FY 2022 3rd PROPOSED BUDGET**  
May 19, 2021

**Sherry Becker, Superintendent**  
Shannon Silverthorn, Board President  
Sandy Curtis, Board Clerk  
Rebecca Saffold, Board member  
Shane Scamahorn, Board Member  
Vacant, Board Member

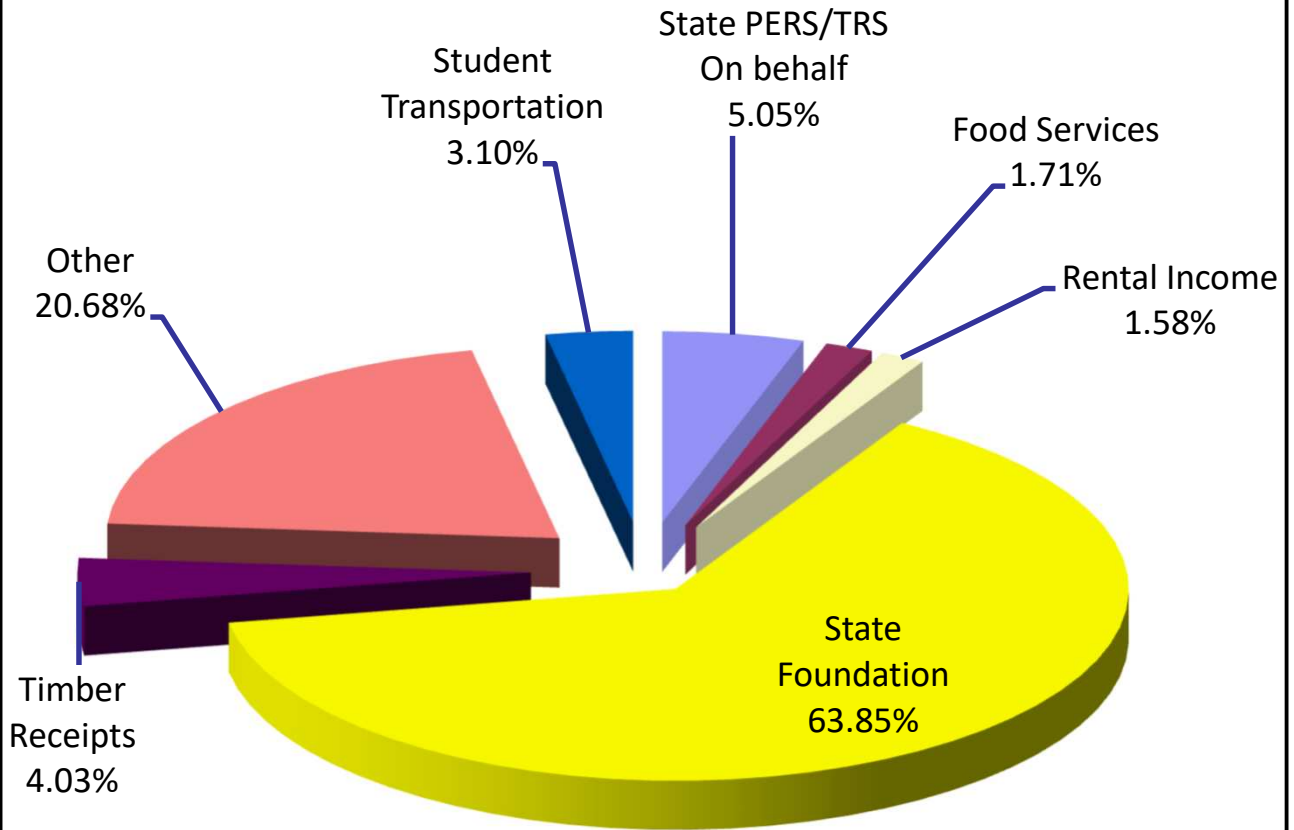
**SOUTHEAST ISLAND SCHOOL DISTRICT**

**Revenue Budget**

**FY 2022 3rd Proposed BUDGET**

	<b>2021</b>	<b>2022</b>	
	<b><u>FINAL REVISED</u></b>	<b><u>3rd PROPOSED</u></b>	<b><u>BUDGET</u></b>
	<b><u>145+.8+9</u></b>	<b><u>150+30+7</u></b>	<b><u>Change</u></b>
			<b><u>+5+29.2 -2</u></b>
<b>FUND 100: Enrollment</b>			
<b>FUND 100: School Operating</b>			
State Foundation	\$ 4,337,433	\$ 4,435,612	\$ 98,179
Other State Revenue	-	-	-
PERS On behalf (057)	76,559	68,679	(7,880)
TRS On behalf (056)	280,863	282,084	1,221
Timber Receipts	280,000	280,000	-
E-Rate - Federal	1,411,471	1,411,471	0
	-	-	-
Other Revenue*	25,000	25,000	-
<b>FUND TOTAL</b>	<b>\$ 6,411,326</b>	<b>\$ 6,502,846</b>	<b>\$ 91,520</b>
<b>FUND 205: Student Transportation</b>			
Student Transportation (St)	215,644	215,644	-
<b>FUND TOTAL</b>	<b>\$ 215,644</b>	<b>\$ 215,644</b>	<b>\$ -</b>
<b>FUND 255: Food Service</b>			
School Lunch Revenue	8,500	8,500	-
Food Service (State)	110,000	110,000	-
	<b>\$ 118,500</b>	<b>\$ 118,500</b>	<b>\$ -</b>
<b>FUND 375: Employee Housing</b>			
Local Revenues	110,000	110,000	-
<b>FUND TOTAL</b>	<b>\$ 110,000</b>	<b>\$ 110,000</b>	<b>-</b>
<b>Fund Balance Transfer</b>	-	-	-
<b>FUND TOTAL</b>	<b>\$ -</b>	<b>\$ -</b>	<b>\$ -</b>
<b>TOTAL REVENUE</b>	<b>\$ 6,855,470</b>	<b>\$ 6,946,990</b>	<b>\$ 91,520</b>

## Revenues by Source



**SOUTHEAST ISLAND SCHOOL DISTRICT**

**Expenditure Summary by Department**

**FY 2022 3rd Proposed BUDGET**

<u>Loc/Function</u>	<u>Department</u>	<u>FY 2021 FINAL</u> <u>REVISED</u>	<u>FY 2022 3rd</u> <u>Proposed BUDGET</u>	<u>Change</u>
649 100	Regular Instruction	\$ 145,493	\$ 67,212	(78,281)
649 140	Correspondence Instruction	15,829	126,765	110,936
649 220	Special Education Support Services	142,840	162,417	19,577
649 300	Support Services - Students - Guida	32,822	-	(32,822)
649 350	Support Services Instruction	13,651	-	(13,651)
649 352	Support Services Instruction-Librar	4,000	4,000	-
649 353	Technology	1,613,585	1,603,102	(10,483)
649 354	Inservice	3,500	3,500	-
649 400	School Administration	32,136	17,626	(14,510)
649 511	Board of Education	90,316	94,546	4,230
649 512	Office of Superintendent	330,799	314,070	(16,729)
649 550	District Admin Support Services	286,379	254,954	(31,425)
649 600	DW Operations & Maintenance	733,875	740,793	6,918
649 600	DW Employee Housing	50,000	50,000	-
649 700	DW Student Activities	67,865	68,122	257
649 760	DW Pupil Transportation	94,867	86,418	(8,449)
649 790	DW Food Services	182,715	145,891	(36,824)
900	DW Transfers	52,500	52,500	-
621	Howard Valentine	314,959	265,528	(49,431)
624	Kasaan	186,420	305,586	119,166
625	Naukati	429,845	333,104	(96,741)
628	Thorne Bay	1,346,240	1,150,889	(195,351)
667	Hollis	440,508	455,595	15,087
669	Port Alexander	187,303	237,723	50,420
680	Hyder	-	-	-
682	Whale Pass	374,035	311,514	(62,521)
<b>Totals</b>		<b>\$ 7,172,482</b>	<b>\$ 6,851,855</b>	<b>\$ (320,627)</b>

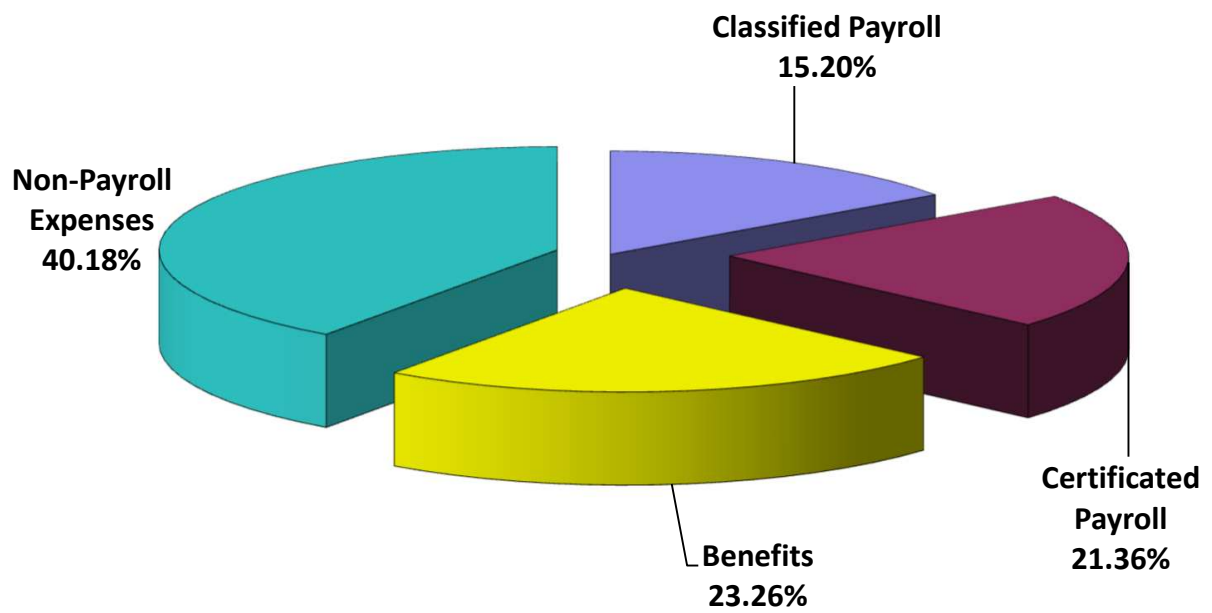
**SOUTHEAST ISLAND SCHOOL DISTRICT**

**Expenditure Summary by Function**

**FY 2022 3rd Proposed BUDGET**

<b>Function</b>	<b>FY 2021 FINAL REVISED</b>	<b>FY 2022 3rd Proposed BUDGET</b>	<b>Increase (Decrease)</b>	<b>Percent of FY 2022 Total</b>
<b>Instruction</b>				
100 Regular Instruction	\$ 1,873,788	\$ 1,767,372	\$ (106,416)	25.79%
140 Correspondence Instruction	15,829	126,765	110,936	1.85%
160 Vocational Education	18,304	18,304	-	0.27%
200 Special Education Instruction	566,640	344,379	(222,261)	5.03%
220 Special Education Support Services	142,840	162,417	19,577	2.37%
300 Support Services - Students - Guidance	32,822	-	(32,822)	0.00%
350 Support Services - Instruction	17,651	4,000	(13,651)	0.06%
353 Technology	1,613,585	1,603,102	(10,483)	23.40%
354 Inservice	3,500	3,500	-	0.05%
400 School Administration	235,338	228,194	(7,144)	3.33%
<b>Sub Total Instruction</b>	<b>\$ 4,520,297</b>	<b>\$ 4,258,032</b>	<b>\$ (262,265)</b>	<b>62.14%</b>
<b>Administration</b>				
450 School Administration Support	47,240	53,713	6,473	0.78%
550 District Administration	286,379	254,954	(31,425)	3.72%
511 School Board	90,316	94,546	4,230	1.38%
512 Office of Superintendent	330,799	314,070	(16,729)	4.58%
600 Maintenance & Operations	1,259,693	1,268,593	8,900	18.51%
600 Teacher Housing	50,000	50,000	-	0.73%
700 Pupil & Athletic Activities	123,073	135,725	12,652	1.98%
<b>Sub Total Admin/M&amp;O</b>	<b>\$ 2,187,500</b>	<b>\$ 2,171,601</b>	<b>\$ (15,899)</b>	<b>31.69%</b>
760 Pupil Transportation	162,062	155,263	(6,799)	2.27%
790 Food Services	250,123	214,458	(35,665)	3.13%
900 Fund Transfers	52,500	52,500	-	0.77%
<b>Sub Total Transfers, Pupil Trans &amp; Food Svcs</b>	<b>\$ 464,685</b>	<b>\$ 422,221</b>	<b>\$ (42,464)</b>	<b>6.16%</b>
<b>TOTAL ALL EXPENSES</b>	<b>\$ 7,172,482</b>	<b>\$ 6,851,855</b>	<b>\$ (320,627)</b>	<b>100.00%</b>

## FY 2022 Payroll & Non Payroll





# District Wide

FY 2022 3rd Proposed BUDGET

Location 649

	FY 2021 FINAL REVISED	FY 2022 3rd Proposed BUDGET	<u>Change</u>
<b>Fund 100: School Operating</b>			
<u>Location</u> 649 <u>District-Wide</u>			
Function 100 Regular Instruction	\$ 145,493	\$ 67,212	(78,281)
Function 140 Correspondence Instruction	15,829	126,765	110,936
Function 220 Special Education Support Services	142,840	162,417	19,577
Function 300 Support Services - Students - Guidance	32,822	0	(32,822)
Function 350 Support Services-Instruction	13,651	0	(13,651)
Function 352 Support Services-Instruction - Library	4,000	4,000	0
Function 353 Technology	1,613,585	1,603,102	(10,483)
Function 354 Inservice	3,500	3,500	0
Function 400 School Administration	32,136	17,626	(14,510)
Function 511 Board of Education	90,316	94,546	4,230
Function 512 Office of Superintendent	330,799	314,070	(16,729)
Function 550 District Admin Support Services	286,379	254,954	(31,425)
Function 600 Operations & Maintenance	733,875	740,793	6,918
Function 700 Student Activities	67,865	68,122	257
Function 900 Transfers	52,500	52,500	0
Fund Total	<u>\$ 3,565,590</u>	<u>\$ 3,509,606</u>	<u>(55,984)</u>
<b>Fund 205: Student Transportation</b>	<u>\$ 94,867</u>	<u>\$ 86,418</u>	<u>(8,449)</u>
<b>Fund 255: Food Service Fund</b>	<u>\$ 182,715</u>	<u>\$ 145,891</u>	<u>(36,824)</u>
<b>Fund 375: Employee Housing</b>	<u>\$ 50,000</u>	<u>\$ 50,000</u>	<u>0</u>
<b>TOTAL</b>	<u>\$ 3,893,172</u>	<u>\$ 3,791,914</u>	<u>(101,258)</u>

# Southeast Island School District

## FY 2022 3rd Proposed BUDGET

### District Wide Location 649

Districtwide			FY 2021 FINAL REVISED	FY 2022 3rd Proposed BUDGET
Account Code	Description	Comments		
<b><u>Regular Instruction</u></b>				
100.649.100.. 314	Cert-Director/Coordinator/Manager	.10 FTE	\$ 56,000	\$ 10,000
100.649.100.. 360	Benefits: (Health, SS, Med, Unem, WC, TRS-PERS)		28,963	4,783
100.649.100.. 365	TRS On Behalf		10,030	1,929
100.649.100.. 369	Other Employee Benefits	(Tuition Reimb. Per CBA)	24,000	24,000
100.649.100.. 410	Professional & Technical Services		-	-
100.649.100.. 420	Staff Travel		-	-
100.649.100.. 450	Supplies/Material/Media		1,500	1,500
100.649.100.. 471	Textbooks	DW Textbook/Consumable Purchases - Governor's Performance Classes	<u>25,000</u>	<u>25,000</u>
<b>Total 100 Regular Instruction</b>			<b><u>145,493</u></b>	<b><u>67,212</u></b>
<b><u>Correspondence Instruction</u></b>				
100.649.140.. 314	Cert-Director/Coor/Mgr.	<del>.10</del> FTE	8,000	-
100.649.100.. 315	Cert-Teacher	2 X 0.5 FTE	-	65,884
100.649.140.. 360	Benefits: (Health, SS, Med, Unem, WC, TRS-PERS)		3,696	17,472
100.649.140.. 365	TRS On Behalf		1,433	12,709
100.649.140.. 410	Professional & Technical Services		700	700
100.649.140.. 450	Supplies/Material/Media	(30 Students X \$2K)	2,000	30,000
100.649.140.. 471	Textbooks		<u>-</u>	<u>-</u>
<b>Total 140 Correspondence Instruction</b>			<b><u>15,829</u></b>	<b><u>126,765</u></b>
<b><u>Special Education Instruction Support Services</u></b>				
100.649.220.. 314	Certificated Salary	1.0 FTE	64,000	82,800
100.649.220.. 324	Non-Cert - Support Staff		-	-
100.649.220.. 360	Benefits: (Health, SS, Med, Unem, WC, TRS-PERS)		29,569	25,835
100.649.220.. 365	TRS On Behalf		11,462	15,972

Districtwide			FY 2021 FINAL REVISED	FY 2022 3rd Proposed BUDGET
<u>Account Code</u>	<u>Description</u>	<u>Comments</u>		
100.649.220.. 366	PERS On Behalf		-	-
100.649.220.. 410	Professional & Technical	LRP + Other Pro Svcs	20,859	20,859
100.649.220.. 420	Staff Travel		5,000	5,000
100.649.220.. 450	Supplies/Materials/Media	PowerSchool	11,950	11,950
<b>Total 220</b>	<b>Special Education Instruction Support Svcs</b>		<b>142,840</b>	<b>162,417</b>
<b><u>Support Services-Students - Guidance</u></b>				
100.649.300.. 314	Certificated Salary		20,000	-
100.649.300.. 318	Certificated Salary - Specialist		-	-
100.649.300.. 360	Benefits: (Health, SS, Med, Unem, WC, TRS-PERS)		9,240	-
100.649.300.. 365	TRS On Behalf		3,582	-
<b>Total 300</b>	<b>Support Services - Students - Guidance</b>		<b>32,822</b>	<b>-</b>
<b><u>Support Services-Students - Support Services</u></b>				
100.649.350.. 318	Cert Salary - Specialist	.5 FTE Curr/Prof Devel	10,000	-
100.649.350.. 360	Benefits: (Health, SS, Med, Unem, WC, TRS-PERS)		1,860	-
100.649.350.. 365	TRS On Behalf		1,791	-
<b>Total 350</b>	<b>Support Services-Students - Support Services</b>		<b>13,651</b>	<b>-</b>
<b><u>Support Services-DW Library</u></b>				
100.649.352.. 440	Other Purchased Services		500	500
100.649.352.. 450	Supplies/Material/Media	Library books DW	3,000	3,000
100.649.352.. 490	Dues and Fees		500	500
<b>Total 352</b>	<b>Support Services - DW Library</b>		<b>4,000</b>	<b>4,000</b>
<b><u>Technology</u></b>				
100.649.353.. 321	Non-Cert Director/Coor/Mgr	1.0 FTE	65,000	67,275
100.649.353.. 324	Non-Cert Support Staff	.2875 FTE	-	8,475
100.649.353.. 360	Benefits: (Health, SS, Med, Unem, WC, TRS-PERS)		46,544	36,371
100.649.353.. 366	PERS On Behalf		5,753	6,143
100.649.353.. 410	Professional & Technical Servc (Contractor; E-rate Submittal Fee)		10,000	10,000
100.649.353.. 420	Staff Travel		225	225
100.649.353.. 433	Communications	Internet, WIFI	1,434,613	1,434,613
100.649.353.. 440	Other Purchased Services	(Annual Rolling Stock - Computers, GCI VPN)	5,000	5,000
100.649.353.. 475	Tech Supplies/Material/Media	(Software annual licenses)	35,000	35,000
100.649.353.. 491	Dues & Fees	Other Tech Dues & Fees	11,450	-
<b>Total 353</b>	<b>Technology</b>		<b>1,613,585</b>	<b>1,603,102</b>

Districtwide			FY 2021 FINAL REVISED	FY 2022 3rd Proposed BUDGET
<u>Account Code</u>	<u>Description</u>	<u>Comments</u>		
<b><u>Inservice</u></b>				
100.649.354..	420 Staff Travel		500	500
100.649.354..	450 Supplies/Material/Media		<u>3,000</u>	<u>3,000</u>
<b>Total</b>	<b>354 Inservice</b>		<b><u>3,500</u></b>	<b><u>3,500</u></b>
<b><u>School Administration</u></b>				
100.649.400..	310 Certificated Salary	0.1 FTE	18,137	10,000
100.649.400..	360 Benefits: (Health, SS, Med, Unem, WC, TRS-PERS)		6,686	4,783
100.649.400..	365 TRS On Behalf		3,249	1,929
100.649.400..	390 Transportation Allowance		1,250	-
100.649.400..	410 Professional & Technical Services		-	-
100.649.400..	420 Staff Travel		1,500	-
100.649.400..	433 Communications		400	-
100.649.400..	450 Supplies, Materials & Media		300	300
100.649.400..	491 Dues & Fees	(ACSA)	<u>614</u>	<u>614</u>
<b>Total</b>	<b>400 School Administration</b>		<b><u>32,136</u></b>	<b><u>17,626</u></b>
<b><u>Board of Education</u></b>				
100.649.511..	324 NonCert-Support Staff	.5 FTE	42,128	43,602
100.649.511..	329 Substitutes/Temporaries (Board Stipends)		5,000	5,000
100.649.511..	360 Benefits: (Health, SS, Med, Unem, WC, TRS-PERS)		20,460	23,408
100.649.511..	366 PERS On Behalf		3,728	3,536
100.649.511..	410 Professional & Technical Services	Board Policy	3,000	3,000
100.649.511..	420 Staff Travel		2,500	2,500
100.649.511..	425 Student Travel		1,000	1,000
100.649.511..	433 Communications		200	200
100.649.511..	440 Other Purchased Services		-	-
100.649.511..	450 Supplies/Material/Media		1,800	1,800
100.649.511..	486 Bruce Hill Scholarship *		2,000	2,000
100.649.511..	491 Dues & Fees	(AASB Annual Dues & Board Bk)	<u>8,500</u>	<u>8,500</u>
<b>Total</b>	<b>511 Board of Education</b>		<b><u>90,316</u></b>	<b><u>94,546</u></b>
<b><u>Office of Superintendent</u></b>				
100.649.512..	311 Cert-Superintendent	1.0 FTE	135,000	135,000
100.649.512..	312 Cert- Asst. Superintendent	→FFE	10,883	-
100.649.512..	324 NonCert-Support Staff	.5 FTE	42,127	43,602
100.649.512..	360 Benefits: (Health, SS, Med, Unem, WC, TRS-PERS)		77,473	70,431
100.649.512..	365 TRS On Behalf		26,128	26,042
100.649.512..	366 PERS On Behalf		3,728	3,536
100.649.512..	380 Transportation Allowance		-	-
100.649.512..	410 Professional & Technical Services		15,000	15,000
100.649.512..	414 Legal Fees		10,000	10,000

Districtwide			FY 2021 FINAL REVISED	FY 2022 3rd Proposed BUDGET
Account Code	Description	Comments		
100.649.512..	420	Staff Travel	2,500	2,500
100.649.512..	433	Communications	1,200	1,200
100.649.512..	450	Supplies/Material/Media	500	500
100.649.512..	458	Gasoline/Diesel/Oil	Vehicle Fuel	4,660
100.649.512..	491	Dues & Fees		4,660
			<u>1,600</u>	<u>1,600</u>
<b>Total</b>	<b>511</b>	<b>Office of Superintendent</b>	<b><u>330,799</u></b>	<b><u>314,070</u></b>
<b><u>District Admin Support Service</u></b>				
100.649.550..	324	NonCert-Support Staff	1.65 FTE	86,524
100.649.550..	329	Substitute/Temporary		2,500
100.649.550..	360	Benefits: (Health, SS, Med, Unem, WC, TRS-PERS)		73,346
100.649.550..	366	PERS On Behalf		7,657
100.649.550..	410	Professional & Technical Servc (Business Contract, Audit)		120,000
100.649.550..	420	Staff Travel		1,500
100.649.550..	433	Communications ( DO Telephone, Postage)		5,500
100.649.550..	441	Rentals	Meter Rental ; background cks	4,000
100.649.550..	445	Insurance - Liability (General Liability, Crime, E&O, Excess, etc		45,000
100.649.550..	450	Supplies/Material/Media		3,000
100.649.550..	475	Tech Supplies/Material/Media (PowerSchool HR)		3,000
100.649.550..	491	Dues & Fees	Bik Mountain software annual maint; Bank Fees	16,000
100.649.550..	495	Indirect Recovery	Indirect Recovery of Admin Expense for Grants - 4.20% - FY 22 6.72%	(81,648)
				<u>(114,676)</u>
<b>Total</b>	<b>550</b>	<b>District Admin Support Service</b>	<b><u>286,379</u></b>	<b><u>254,954</u></b>
<b><u>Operations &amp; Maintenance</u></b>				
100.649.600..	321	Director/Coord/Mgr	1.0 FTE	64,348
100.649.600..	325	NonCert-Maint/Custodial	2.75 FTE	134,144
100.649.600..	324	NonCert-Support Staff	.30 FTE	11,862
100.649.600..	329	Substitutes/Temporaries		60,000
100.649.600..	360	Benefits: (Health, SS, Med, Unem, WC, TRS-PERS)		114,333
100.649.600..	366	PERS On Behalf		11,872
100.649.600..	410	Professional & Technical Services	Maint Mgmt Sys	7,000
100.649.600..	420	Staff Travel		6,000
100.649.600..	431	Water & Sewage		4,000
100.649.600..	432	Garbage		4,800
100.649.600..	433	Communications		3,000
100.649.600..	435	Other Energy		2,500
100.649.600..	436	Electricity		8,750
100.649.600..	437	Natural/Bottled Gas		200
100.649.600..	438	Gas, Diesel, Oil		6,800

Districtwide			FY 2021 FINAL REVISED	FY 2022 3rd Proposed BUDGET
<u>Account Code</u>	<u>Description</u>	<u>Comments</u>		
100.649.600.. 440	Other Purchased Services	Hire sys inspection, gym tilr; SERRC CIP	41,146	41,146
100.649.600.. 445	Insurance & Bond Premiums	Property & Auto	170,000	170,000
100.649.600.. 452	Maintenance Supplies (Incl closed sites - EB, PP, HY)		56,920	56,920
100.649.600.. 458	Vehicle Gas, Diesel, Oil		15,000	15,000
100.649.600.. 490	Other Expense (Due & Fees)		1,200	1,200
100.649.600.. 510	Equipment		<u>10,000</u>	<u>10,000</u>
<b>Total 600</b>	<b>Operations &amp; Maintenance</b>		<b><u>733,875</u></b>	<b><u>740,793</u></b>
<b><u>Student Activities</u></b>				
100.649.700.. 316	Cert-Extra Duty	Coaching Stipends	18,600	18,600
100.649.700.. 327	NonCert-Bus Drivers		3,500	3,500
100.649.700.. 329	Substitutes/Temporaries	Referees/Scorekeepers	4,090	4,090
100.649.700.. 360	Benefits: (Health, SS, Med, Unem, WC, TRS-PERS)		7,344	7,344
100.649.700.. 365	TRS On Behalf		3,331	3,588
100.649.700.. 420	Staff Travel		4,500	4,500
100.649.700.. 425	Student Travel		18,000	18,000
100.649.700.. 450	Supplies/Material/Media		6,000	6,000
100.649.700.. 491	Dues & Fees		<u>2,500</u>	<u>2,500</u>
<b>Total 700</b>	<b>Student Activities</b>		<b><u>67,865</u></b>	<b><u>68,122</u></b>
<b><u>Transfers</u></b>				
100..900.. 552	Transfers to Special Revenue Funds		2,500	2,500
100..900.. 554	Transfers to CIP Funds		<u>50,000</u>	<u>50,000</u>
<b>Total 600</b>	<b>Employee Housing</b>		<b><u>52,500</u></b>	<b><u>52,500</u></b>
<b>Total 100</b>	<b>General Operating Fund</b>		<b><u>\$ 3,565,590</u></b>	<b><u>\$ 3,509,606</u></b>
<b><u>Student Transportation</u></b>				
205.649.760.. 314	Cert - Director/Coor/Mgr	0.1 FTE	3,627	-
205.649.760.. 325	Maintenance	.25 FTE	15,543	15,543
205.649.760.. 360	Benefits: (Health, SS, Med, Unem, WC, TRS-PERS)		49,121	45,064
205.649.760.. 365	TRS On Behalf		650	-
205.649.760.. 366	PERS On Behalf		1,376	1,261
205.649.760.. 410	Professional & Technical		1,200	1,200
205.649.760.. 420	Travel & Per Diem		250	250
205.649.760.. 440	Other Purchased Services		2,500	2,500
205.649.760.. 452	Maintenance Supplies		20,000	20,000
205.649.760.. 458	Vehicle Gas, Diesel, & Oil		-	-
205.649.760.. 490	Dues & Fees		<u>600</u>	<u>600</u>
<b>Total 205</b>	<b>Student Transportation</b>		<b><u>94,867</u></b>	<b><u>86,418</u></b>
<b><u>Food Services Fund</u></b>				
255.649.790.. 314	Cert - Director/Coord/Mgr	0.1 FTE	3,627	-
255.649.790.. 321	NonCert-Dir/Coor/Mgr	0.250 FTE	18,572	12,168

Districtwide			FY 2021 FINAL REVISED	FY 2022 3rd Proposed BUDGET
<u>Account Code</u>	<u>Description</u>	<u>Comments</u>		
255.649.790..	326 NonCert-Food Service Support		2,166	2,958
255.649.790..	360 Benefits: (Health, SS, Med, Unem, WC, TRS-PERS)		8,438	5,179
255.649.790..	365 TRS On Behalf		1,668	-
255.649.790..	366 PERS On Behalf		1,644	987
255.649.790..	410 Professional & Technical		22,000	-
255.649.790..	420 Staff Travel	(Annual Req'd CNP Training)	2,500	2,500
255.649.790..	450 Supplies/Materials/Media		6,500	6,500
255.649.790..	458 Vehicle Gas, Diesel, & Oil		1,000	1,000
255.649.790..	459 Food		110,000	110,000
255.649.790..	460 Milk		4,000	4,000
255.649.790..	491 Dues and Fees		600	600
<b>Total</b>	<b>255 DW Food Services Fund</b>		<b>182,715</b>	<b>145,891</b>
<b><u>Employee Housing</u></b>				
375.649.600..	452 Maintenance Supplies		50,000	50,000
<b>Total</b>	<b>600 Employee Housing</b>		<b>50,000</b>	<b>50,000</b>
<b>Total</b>	<b>District Wide</b>		<b>\$ 3,893,172</b>	<b>\$ 3,791,914</b>



## Howard Valentine Timberwolves

FY 2022 3rd Proposed BUDGET

**Location 621**

	FY 2021 FINAL REVISED	FY 2022 3rd Proposed BUDGET	Change
<b>Fund 100: School Operating</b>			
Function: Regular Instruction	\$ 149,499	\$ 180,239	\$ 30,740
Vocational Education	1,500	1,500	-
Special Education	98,739	17,100	(81,639)
School Administration	6,926	6,995	69
Operations & Maintenance	47,110	47,324	214
Student Activities	6,216	7,258	1,042
Fund Total	<b>\$ 309,990</b>	<b>\$ 260,416</b>	<b>\$ (49,574)</b>
<b>Fund 255: Food Service Fund</b>	<b>\$ 4,969</b>	<b>\$ 5,112</b>	<b>143</b>
<b>TOTAL</b>	<b>\$ 314,959</b>	<b>\$ 265,528</b>	<b>\$ (49,431)</b>

<b># Students (PreK-12)</b>	10.7	12	1.3
<b># Teachers</b>	1.1	1.5	0
<b># Classified</b>	0.775	0.775	0
<b># Administrators</b>	0	0	0
<b>Pupil/Teacher Ratio</b>	9.73	8.00	(1.73)
<b>Average Per Pupil Expenditure</b>	\$ 29,435	\$ 22,127	\$ (7,308)

# Southeast Island School District

## FY 2022 3rd Proposed BUDGET

Location 621 Howard Valentine

Howard Valentine Account Code	Description	Comments	FY 2021 FINAL REVISED	FY 2022 3rd Proposed BUDGET
<b><u>Regular Instruction</u></b>				
100.621.100 315	Cert-Teacher	1.5 FTE	\$ 84,765	\$ 106,215
100.621.100 323	NonCert-Aides		-	-
100.621.100 360	Benefits: (Health, SS, Med, Unem, WC, TRS-PERS)		43,033	46,886
100.621.100 365	TRS On Behalf		15,181	20,489
100.621.100 366	PERS On Behalf		-	-
100.621.100 410	Professional Services	(Americorps)	-	-
100.621.100 420	Staff Travel		200	200
100.621.100 425	Student Travel		-	-
100.621.100 433	Communications		2,500	2,500
100.621.100 450	Supplies/Material/Media		3,570	3,700
100.621.100 490	Other Expenses (Dues & Fees)		<u>250</u>	<u>250</u>
<b>Total 100</b>	<b>Regular Instruction</b>		<b><u>149,499</u></b>	<b><u>180,239</u></b>
<b><u>Vocational Education</u></b>				
100.621.160 450	Supplies/Material/Media	Speciality Classes	<u>1,500</u>	<u>1,500</u>
<b>Total 160</b>	<b>Vocational Education</b>		<b><u>1,500</u></b>	<b><u>1,500</u></b>
<b><u>Special Education</u></b>				
100.621.200 315	Cert-Teacher	.5 FTE	28,240	-
100.621.200 323	NonCert-Aides	.3750 FTE	38,307	14,209
100.621.200 360	Benefits: (Health, SS, Med, Unem, WC, TRS-PERS)		23,744	1,739
100.621.200 365	TRS On Behalf		5,058	-
100.621.200 366	PERS On Behalf		<u>3,390</u>	<u>1,152</u>
<b>Total 200</b>	<b>Special Education</b>		<b><u>98,739</u></b>	<b><u>17,100</u></b>
<b><u>School Administration</u></b>				
100.621.400 315	Principal		5,000	5,000
100.621.400 360	Benefits: (Health, SS, Med, Unem, WC, TRS-PERS)		1,030	1,030
100.621.400 365	TRS On Behalf		<u>896</u>	<u>965</u>
<b>Total 400</b>	<b>School Administration</b>		<b><u>6,926</u></b>	<b><u>6,995</u></b>

Howard Valentine			FY 2021 FINAL	FY 2022 3rd
Account Code	Description	Comments	REVISED	Proposed BUDGET
<b>Operations &amp; Maintenance</b>				
100.621.600	325 NonCert-Maint/Custodial	.20 FTE	5,074	5,250
100.621.600	360 Benefits: (Health, SS, Med, Unem, WC, TRS-PERS)		1,737	1,798
100.621.600	366 PERS On Behalf		449	426
100.621.600	430 Snow Removal		-	-
100.621.600	431 Water & Sewer		-	-
100.621.600	432 Garbage		2,700	2,700
100.621.600	436 Electricity		18,000	18,000
100.621.600	437 Natural/Bottled Gas		350	350
100.621.600	438 Gas, Diesel, Oil		7,500	7,500
100.621.600	439 Other Energy		2,000	2,000
100.621.600	440 Other Purchased Services		2,600	2,600
100.621.600	452 Maintenance Supplies		5,500	5,500
100.621.600	453 Custodial Supplies		1,200	1,200
<b>Total</b>	<b>600 Maintenance &amp; Operations</b>		<b>47,110</b>	<b>47,324</b>
<b>Student Activity</b>				
100.621.700	316 Cert-Extra Duty		4,000	4,000
100.621.700	329 Non-Cert-Support		250	250
100.621.700	360 Benefits: (Health, SS, Med, Unem, WC, TRS-PERS)		-	-
100.621.700	365 TRS On Behalf		716	772
100.621.700	420 Staff Travel		-	-
100.621.700	425 Student Travel		250	1,236
100.621.700	450 Supplies/Material/Media		1,000	1,000
<b>Total</b>	<b>700 Student Activity</b>		<b>6,216</b>	<b>7,258</b>
<b>Total</b>	<b>100 School Operating Fund</b>		<b>\$ 309,990</b>	<b>\$ 260,416</b>
<b>Food Services Fund</b>				
255.621.790	326 Food Service Staff	.20 FTE	4,104	4,248
255.621.790	360 Benefits: (Health, SS, Med, Unem, WC, TRS-PERS)		502	520
255.621.790	366 PERS On Behalf		363	345
255.621.790	459 Food	} Food and Milk is part of District wide budget	-	-
255.621.790	460 Milk		-	-
<b>Total</b>	<b>255 Food Services Fund</b>		<b>\$ 4,969</b>	<b>\$ 5,112</b>
<b>Total</b>	<b>621 Howard Valentine</b>		<b>\$ 314,959</b>	<b>\$ 265,528</b>



# Barry C. Stewart Kasaan School

FY 2022 3rd Proposed BUDGET

Location 624

	<u>FY 2021 FINAL REVISED</u>	<u>FY 2022 3rd Proposed BUDGET</u>	<u>CHANGE</u>
<b>Fund 100: School Operating</b>			
Function: Regular Instruction	\$ 142,220	\$ 253,989	\$ 111,769
Vocational Education	1,500	1,500	-
Special Education	1,801	7,417	5,616
School Administration	6,926	6,995	69
Maintenance & Operations	28,840	28,840	-
Student Activities	-	1,562	1,562
	<u>                    </u>	<u>                    </u>	<u>                    </u>
Fund Total	<b><u>\$ 181,287</u></b>	<b><u>\$ 300,302</u></b>	<b><u>\$ 119,015</u></b>
<b>Fund 255: Food Service Fund</b>	<b><u>\$ 5,133</u></b>	<b><u>\$ 5,284</u></b>	<b><u>151</u></b>
<b>TOTAL</b>	<b><u>\$ 186,420</u></b>	<b><u>\$ 305,586</u></b>	<b><u>\$ 119,166</u></b>

<b># Students (PreK-12)</b>	17.1	19	2
<b># Teachers</b>	1	2	1
<b># Classified</b>	1	1	-
<b># Administrators</b>	0	0	-
<b>Pupil/Teacher Ratio</b>	17.10	9.50	(8)
<b>Average Per Pupil Expenditure</b>	\$ 10,902	\$ 16,083	\$ 5,182

# Southeast Island School District

## FY 2022 3rd Proposed BUDGET

### Location 624 Barry C Stewart Kasaan School

Barry C Stewart Kasaan Account Code	Description	Comments	FY 2021 FINAL REVISED	FY 2022 3rd Proposed BUDGET	
<b><u>Regular Instruction</u></b>					
100.624.100..	315	Cert-Teacher	2.0 FTE	\$ 59,166	\$ 127,791
100.624.100..	328	NonCert-Aides - Sub/Temps	.75 FTE	20,900	21,597
100.624.100..	360	Benefits: (Health, SS, Med, Unem, WC, TRS-PERS)		44,657	71,747
100.624.100..	365	TRS On Behalf		10,597	24,651
100.624.100..	366	PERS On Behalf		1,850	1,752
100.624.100..	420	Staff Travel		-	-
100.624.100..	425	Student Travel		250	250
100.624.100..	433	Communications		1,800	1,800
100.624.100..	450	Supplies/Material/Media		3,000	4,400
	<b>Total</b>	<b>100 Regular Instruction</b>		<b>142,220</b>	<b>253,989</b>
<b><u>Vocational Education</u></b>					
100.624.160..	450	Supplies/Material/Media	Speciality Classes	1,500	1,500
	<b>Total</b>	<b>160 Vocational Education</b>		<b>1,500</b>	<b>1,500</b>
<b><u>Special Education</u></b>					
100.624.200..	315	Cert-Teacher		-	-
100.624.200..	323	NonCert-Aides	.25 FTE	1,259	5,211
100.624.200..	360	Benefits: (Health, SS, Med, Unem, WC, TRS-PERS)		431	1,784
100.624.200..	366	PERS On Behalf		111	423
	<b>Total</b>	<b>200 Special Education</b>		<b>1,801</b>	<b>7,417</b>
<b><u>School Administration</u></b>					
100.624.400..	313	NonCert Staff		5,000	5,000
100.624.400..	360	Benefits: (Health, SS, Med, Unem, WC, TRS-PERS)		1,030	1,030
100.624.400..	365	TRS On Behalf		896	965
	<b>Total</b>	<b>400 School Administration</b>		<b>6,926</b>	<b>6,995</b>

Barry C Stewart Kasaan			FY 2021 FINAL	FY 2022 3RD
Account Code	Description	Comments	REVISED	Proposed BUDGET
<b>Operations &amp; Maintenance</b>				
100.624.600..	329	NonCert-Maint/Custodial	5,000	5,000
100.624.600..	360	Benefits: (Health, SS, Med, Unem, WC, TRS-PERS)	500	500
100.624.600..	431	Water & Sewage	1,000	1,000
100.624.600..	432	Garbage	840	840
100.624.600..	436	Electricity	6,500	6,500
100.624.600..	437	Natural/Bottled Gas	500	500
100.624.600..	438	Gas, Diesel, Oil	5,500	5,500
100.624.600..	439	Other Energy	-	-
100.624.600..	440	Other Purchased Services	1,500	1,500
100.624.600..	452	Maintenance Supplies	5,500	5,500
100.624.600..	453	Custodial Supplies	2,000	2,000
<b>Total</b>	<b>600</b>	<b>Maintenance &amp; Operations</b>	<b>28,840</b>	<b>28,840</b>
<b>Student Activity</b>				
100.624.700..	316	Cert-Extra Duty	-	-
100.624.700..	360	Benefits: (Health, SS, Med, Unem, WC, TRS-PERS)	-	-
100.624.700..	365	TRS On Behalf	-	-
100.624.700..	420	Staff Travel	-	-
100.624.700..	425	Student Travel	-	1,562
<b>Total</b>	<b>700</b>	<b>Student Activity</b>	<b>-</b>	<b>1,562</b>
<b>Total</b>	<b>100</b>	<b>School Operating Fund</b>	<b>\$ 181,287</b>	<b>\$ 300,302</b>
<b>Food Services Fund</b>				
255.624.790..	326	Food Service Staff	.14 FTE	3,587
255.624.790..	360	Benefits: (Health, SS, Med, Unem, WC, TRS-PERS)	1,229	1,271
255.624.790..	366	PERS On Behalf	317	301
255.624.790..	459	Food	-	-
255.624.790..	460	Milk	-	-
<b>Total</b>	<b>255</b>	<b>Food Services Fund</b>	<b>\$ 5,133</b>	<b>\$ 5,284</b>
<b>Total</b>	<b>624</b>	<b>Kasaan</b>	<b>\$ 186,420</b>	<b>\$ 305,586</b>



# Naukati Wildcats

FY 2022 3rd Proposed BUDGET

Location 625

	FY 2021 FINAL REVISED	FY 2022 3rd Proposed BUDGET	Change
<b>Fund 100: School Operating</b>			
Function: Regular Instruction	\$ 233,565	\$ 197,430	\$ (36,135)
Vocational Education	1,500	1,500	-
Special Education	91,189	28,627	(62,562)
School Administration	11,386	11,507	121
Maintenance & Operations	72,477	72,737	260
Student Activities	5,767	6,890	1,123
Fund Total	<u>\$ 415,884</u>	<u>\$ 318,691</u>	<u>\$ (97,193)</u>
<b>Fund 205: Pupil Transportation Fund</b>	<u>\$ 7,321</u>	<u>\$ 7,543</u>	<u>\$ 222</u>
<b>Fund 255: Food Service Fund</b>	<u>\$ 6,640</u>	<u>\$ 6,871</u>	<u>\$ 231</u>
<b>TOTAL</b>	<u>\$ 429,845</u>	<u>\$ 333,104</u>	<u>\$ (96,741)</u>

# Students (PreK-12)	11.85	13	1
# Teachers	2.5	1.5	(1)
# Classified	2	2	-
# Administrators	0	0	-
Pupil/Teacher Ratio	4.74	8.67	3.93
Average Per Pupil Expenditure	\$ 36,274	\$ 25,623	\$ (10,650)

# Southeast Island School District

## FY 2022 3rd Proposed BUDGET

### Location 625 Naukati

**Naukati**

Account Code	Description	Comments	FY 2021 FINAL REVISED	FY 2022 3rd Proposed BUDGET
<b><u>Regular Instruction</u></b>				
100.625.100 315	Cert-Teacher	1.5 FTE	\$ 127,930	104,104
100.625.100 323	NonCert-Aides		-	-
100.625.100 360	Benefits: (Health, SS, Med, Unem, WC, TRS-PERS)		76,788	67,195
100.625.100 365	TRS On Behalf		22,912	20,082
100.625.100 420	Staff Travel		-	-
100.625.100 425	Student Travel		250	250
100.625.100 433	Communications		2,000	2,000
100.625.100 450	Supplies/Material/Media		3,685	3,800
<b>Total 100</b>	<b>Regular Instruction</b>		<b>233,565</b>	<b>197,430</b>
<b><u>Vocational Education</u></b>				
100.625.160 450	Supplies/Material/Media	Speciality Classes	1,500	1,500
<b>Total 160</b>	<b>Vocational Education</b>		<b>1,500</b>	<b>1,500</b>
<b><u>Special Education</u></b>				
100.625.200 315	Cert-Teacher	-.5 FTE	28,240	-
100.625.200 323	NonCert-Aides	1.49 FTE	28,862	19,900
100.625.200 360	Benefits: (Health, SS, Med, Unem, WC, TRS-PERS)		26,175	6,814
100.625.200 365	TRS On Behalf		5,058	-
100.625.200 366	PERS On Behalf		2,554	1,614
100.625.200 450	Supplies/Material/Media		300	300
<b>Total 200</b>	<b>Special Education</b>		<b>91,189</b>	<b>28,627</b>
<b><u>School Administration</u></b>				
100.625.400 315	Principal		8,783	8,783
100.625.400 360	Benefits: (Health, SS, Med, Unem, WC, TRS-PERS)		1,030	1,030
100.625.400 365	TRS On Behalf		1,573	1,694
<b>Total 400</b>	<b>School Administration</b>		<b>11,386</b>	<b>11,507</b>

**Naukati**

<b>Account Code</b>	<b>Description</b>	<b>Comments</b>	<b>FY 2021 FINAL REVISED</b>	<b>FY 2022 3rd Proposed BUDGET</b>
<b><u>Operations &amp; Maintenance</u></b>				
100.625.600.325	NonCert-Maint/Custodial	.20 FTE + WFB	19,365	19,649
100.625.600.360	Benefits: (Health, SS, Med, Unem, WC, TRS-PERS)		3,248	3,345
100.625.600.366	PERS On Behalf		1,714	1,593
100.625.600.430	Snow Removal		-	-
100.625.600.432	Garbage		1,200	1,200
100.625.600.436	Electricity		15,000	15,000
100.625.600.437	Natural/Bottled Gas		400	400
100.625.600.438	Gas, Diesel, Heating Oil		10,000	10,000
100.625.600.439	Other Energy		6,000	6,000
100.625.600.440	Other Purchased Services		7,900	7,900
100.625.600.452	Maintenance Supplies		5,500	5,500
100.625.600.453	Custodial Supplies		2,000	2,000
100.625.600.458	Vehicle Gas, Diesel, & Oil		150	150
<b>Total 600</b>	<b>Operations &amp; Maintenance</b>		<b>72,477</b>	<b>72,737</b>
<b><u>Student Activity</u></b>				
100.625.700.316	Cert-Extra Duty Pay		4,000	4,000
100.625.700.360	Benefits: (Health, SS, Med, Unem, WC, TRS-PERS)		800	800
100.625.700.365	TRS On Behalf		717	772
100.625.700.420	Staff Travel		-	-
100.625.700.425	Student Travel		250	1,318
<b>Total 700</b>	<b>Student Activity</b>		<b>5,767</b>	<b>6,890</b>
<b>Total 100</b>	<b>School Operating Fund</b>		<b>\$ 415,884</b>	<b>\$ 318,691</b>
<b><u>Pupil Transportation Fund</u></b>				
205.625.760.329	NonCert-Support Staff	.10 FTE	5,632	5,829
205.625.760.360	Benefits: (Health, SS, Med, Unem, WC, TRS-PERS)		689	713
205.625.760.458	Vehicle Gas, Diesel, & Oil		1,000	1,000
<b>Total 760</b>	<b>Pupil Transportation</b>		<b>\$ 7,321</b>	<b>\$ 7,543</b>
<b><u>Food Services Fund</u></b>				
255.625.790.326	Food Service Staff	.21 FTE	5,916	6,121
255.625.790.360	Benefits: (Health, SS, Med, Unem, WC, TRS-PERS)		724	749
255.625.790.459	Food	} Food and Milk is part of District wide budget	-	-
255.625.790.460	Milk		-	-
<b>Total 255</b>	<b>Food Services Fund</b>		<b>\$ 6,640</b>	<b>\$ 6,871</b>
<b>Total 625</b>	<b>Naukati</b>		<b>\$ 429,845</b>	<b>\$ 333,104</b>



## Thorne Bay Wolverines

FY 2022 3rd Proposed BUDGET

**Location 628**

	FY 2021 FINAL REVISED	FY 2022 3rd Proposed BUDGET	Change
<b>Fund 100: School Operating</b>			
Function: Regular Instruction	\$ 633,731	\$ 456,919	\$ (176,812)
Vocational Education	9,304	9,304	-
Special Education	168,886	126,850	(42,036)
Pupil Support	-	-	-
School Administration	150,496	161,832	11,336
School Administration Support	47,240	53,713	6,473
Maintenance & Operations	251,864	252,470	606
Student Activity	34,924	39,528	4,604
Fund Total	<b>\$ 1,296,445</b>	<b>\$ 1,100,616</b>	<b>\$ (195,829)</b>
<b>Fund 205: Student Transportation</b>	<b>\$ 19,578</b>	<b>\$ 19,949</b>	<b>\$ 371</b>
<b>Fund 255: Food Service Fund</b>	<b>\$ 30,217</b>	<b>\$ 30,324</b>	<b>\$ 107</b>
<b>TOTAL</b>	<b>\$ 1,346,240</b>	<b>\$ 1,150,889</b>	<b>\$ (195,351)</b>
<b># Students (PreK-12)</b>	60.5	53	(8)
<b># Teachers</b>	6	4	(2)
<b># Classified</b>	6.64	6.37	(0.3)
<b># Administrators</b>	1	1	-
<b>Pupil/Teacher Ratio</b>	10.08	13.25	3.17
<b>Average Per Pupil Expenditure</b>	\$ 22,252	\$ 21,715	(537.01)

# Southeast Island School District

## FY 2022 3rd Proposed BUDGET

### Location 628 Thorne Bay

Thorne Bay


Account Code	Description	Comments	FY 2021 FINAL REVISED	FY 2022 3rd Proposed BUDGET
<b><u>Regular Instruction</u></b>				
100.628.100 315	Cert-Teacher	4.0 FTE	\$ 352,745	\$ 262,509
100.628.100 323	Non Cert - Aides		-	-
100.628.100 329	Substitutes/Temporaries		7,500	7,500
100.628.100 360	Benefits: (Health, SS, Med, Unem, WC, TRS-PERS)		186,009	117,722
100.628.100 365	TRS On Behalf		63,177	50,638
100.628.100 366	PERS On Behalf		-	-
100.628.100 380	Transportation Allowance		-	-
100.628.100 410	Professional & Technical Servi (Americorps)		-	-
100.628.100 420	Staff Travel	Thursday Elective Travel	-	-
100.628.100 425	Student Travel		250	250
100.628.100 433	Communications		8,000	8,000
100.628.100 450	Supplies/Material/Media		<u>16,050</u>	<u>10,300</u>
<b>Total 100</b>	<b>Regular Instruction</b>		<b><u>633,731</u></b>	<b><u>456,919</u></b>
<b><u>Vocational Education</u></b>				
100.628.160 329	Substitutes/Temporaries		-	-
100.628.160 316	Cert-Extra Duty Pay		-	-
100.628.160 360	Benefits: (Health, SS, Med, Unem, WC, TRS-PERS)		-	-
100.628.160 410	Professional & Technical Services		-	-
100.628.160 450	Supplies/Material/Media	(Quality Schools)	<u>9,304</u>	<u>9,304</u>
<b>Total 160</b>	<b>Vocational Education</b>		<b><u>9,304</u></b>	<b><u>9,304</u></b>
<b><u>Special Education</u></b>				
100.628.200 315	Cert-Teacher	<del>1.0 FTE</del>	1,910	-

Thorne Bay

Account Code	Description	Comments	FY 2021 FINAL REVISED	FY 2022 3rd Proposed BUDGET
100.628.200 323	NonCert-Aides	2.63 FTE	105,222	81,173
100.628.200 329	Substitutes/Temporaries		10,500	10,500
100.628.200 360	Benefits: (Health, SS, Med, Unem, WC, TRS-PERS)		40,800	27,794
100.628.200 365	TRS On Behalf		342	-
100.628.200 366	PERS On Behalf		9,312	6,583
100.628.200 450	Supplies/Material/Media		800	800
<b>Total 200</b>	<b>Special Education</b>		<b>168,886</b>	<b>126,850</b>
<b><u>Pupil Support</u></b>				
100.628.350 366	PERS On Behalf		-	-
<b>Total 350</b>	<b>Pupil Support</b>		<b>-</b>	<b>-</b>
<b><u>School Administration</u></b>				
100.628.400 313	Principal		90,000	93,150
100.628.400 360	Benefits: (Health, SS, Med, Unem, WC, TRS-PERS)		42,877	49,214
100.628.400 365	TRS On Behalf		16,119	17,969
100.628.400 380	Housing Allowance/Subsidy		-	-
100.628.400 420	Staff Travel		-	-
100.628.400 450	Supplies, Materials, & Media		1,500	1,500
<b>Total 400</b>	<b>School Administration</b>		<b>150,496</b>	<b>161,832</b>
<b><u>School Administration Support</u></b>				
100.628.450 324	NonCert-Support Staff	1.0 FTE	31,267	35,977
100.628.450 329	Substitutes/Temporaries		2,000	2,000
100.628.450 360	Benefits: (Health, SS, Med, Unem, WC, TRS-PERS)		10,706	12,318
100.628.450 366	PERS On Behalf		2,767	2,918
100.628.450 420	Staff Travel		-	-
100.628.450 450	Supplies, Materials, & Media		500	500
<b>Total 450</b>	<b>School Administration Support</b>		<b>47,240</b>	<b>53,713</b>
<b><u>Maintenance &amp; Operations</u></b>				
100.628.600 325	NonCert-Maint/Custodial	1.73 FTE	39,823	40,946
100.628.600 329	Substitutes/Temporaries		25,000	25,000
100.628.600 360	Benefits: (Health, SS, Med, Unem, WC, TRS-PERS)		34,892	36,014
100.628.600 366	PERS On Behalf		3,524	3,321
100.628.600 431	Water & Sewage		6,000	6,000
100.628.600 432	Garbage		5,000	5,000

Thorne Bay

Account Code	Description	Comments	FY 2021 FINAL REVISED	FY 2022 3rd Proposed BUDGET	
100.628.600	436	Electricity	50,000	50,000	
100.628.600	437	Natural/Bottled Gas	1,500	1,500	
100.628.600	438	Gas, Diesel, Heating Oil	45,000	45,000	
100.628.600	439	Other Energy	2,000	2,000	
100.628.600	440	Other Purchased Services	20,000	20,000	
100.628.600	452	Maintenance Supplies	14,925	14,925	
100.628.600	453	Custodial Supplies	4,200	2,763	
<b>Total</b>	<b>600</b>	<b>Operations &amp; Maintenance</b>	<b>251,864</b>	<b>252,470</b>	
<b>Student Activity</b>					
100.628.700	316	Cert-Extra Duty Pay	Coaching Stipends	18,000	18,000
100.628.700	325	Bus Drivers		5,000	5,000
100.628.700	329	Substitutes/Temporaries	Referees/Scorekeepers	250	250
100.628.700	360	Benefits: (Health, SS, Med, Unem, WC, TRS-PERS)		4,200	4,200
100.628.700	365	TRS On Behalf		3,224	3,472
100.628.700	420	Staff Travel		1,000	1,000
100.628.700	425	Student Travel		2,500	6,856
100.628.700	450	Supplies/Material/Media		750	750
<b>Total</b>	<b>700</b>	<b>Student Activity</b>	<b>34,924</b>	<b>39,528</b>	
<b>Total</b>	<b>100</b>	<b>School Operating Fund</b>	<b>\$ 1,296,445</b>	<b>\$ 1,100,616</b>	
<b>Student Transportation</b>					
205.628.760	325	Maintenance	.29 FTE	12,871	13,258
205.628.760	360	Benefits: (Health, SS, Med, Unem, WC, TRS-PERS)		1,968	2,016
205.628.760	366	PERS On Behalf		1,139	1,075
205.628.760	440	Other Purchased Service	In Lieu of Transp.	1,100	1,100
205.628.760	452	Maintenance Supplies		2,500	2,500
<b>Total</b>	<b>205</b>	<b>Student Transportation</b>	<b>\$ 19,578</b>	<b>\$ 19,949</b>	
<b>Food Services Fund</b>					
255.628.790	326	Food Service Staff	2 (1 @ 29hrs/1@19hrs)	21,117	21,302
255.628.790	360	Benefits: (Health, SS, Med, Unem, WC, TRS-PERS)		7,231	7,294
255.628.790	366	PERS On Behalf		1,869	1,728
255.628.790	459	Food	Food and Milk is part of District wide budget	-	-
255.628.790	460	Milk		-	-
<b>Total</b>	<b>255</b>	<b>Food Services Fund</b>	<b>\$ 30,217</b>	<b>\$ 30,324</b>	
<b>Total</b>	<b>628</b>	<b>Thorne Bay</b>	<b>\$ 1,346,240</b>	<b>\$ 1,150,889</b>	



# Whale Pass

FY 2022 3rd Proposed BUDGET

**Location 632**

	FY 2021 FINAL REVISED	FY 2022 3rd Proposed BUDGET	Change
<b>Fund 100: School Operating</b>			
Function: Regular Instruction	\$ 228,643	\$ 206,549	\$ (22,094)
Vocational Education	1,500	1,500	-
Special Education	93,118	55,030	(38,088)
School Administration	11,386	6,995	(4,392)
Operations & Maintenance	27,961	28,161	200
Student Activities	3,000	4,561	1,561
Fund Total	<u>\$ 365,608</u>	<u>\$ 302,795</u>	<u>\$ (62,813)</u>
<b>Fund 255: Food Service Fund</b>	<u>\$ 8,427</u>	<u>\$ 8,720</u>	293
<b>TOTAL</b>	<u>\$ 374,035</u>	<u>\$ 311,514</u>	<u>\$ (62,521)</u>
<b># Students (PreK-12)</b>	18.5	18.5	0.0
<b># Teachers</b>	2	2	0
<b># Classified</b>	1.41	1.41	0
<b># Administrators</b>	0	0	0
<b>Pupil/Teacher Ratio</b>	9.25	9.25	0.00
<b>Average Per Pupil Expenditure</b>	\$ 20,218	\$ 16,839	\$ (3,379)

# Southeast Island School District

## FY 2022 3rd Proposed BUDGET

Location 632 Whale Pass

Whale Pass			FY 2021 FINAL	FY 2022 3rd
Account Code	Description	Comments	REVISED	Proposed BUDGET
<b><u>Regular Instruction</u></b>				
100.632.100.	315 Cert-Teacher	1.75	\$ 128,396	\$ 118,892
100.632.100.	323 NonCert-Aides		-	-
100.632.100.	360 Benefits: (Health, SS, Med, Unem, WC, TRS-PERS)		70,251	57,722
100.632.100.	365 TRS On Behalf		22,996	22,934
100.632.100.	420 Staff Travel		100	100
100.632.100.	425 Student Travel		250	250
100.632.100.	433 Communications		2,300	2,300
100.632.100.	450 Supplies/Material/Media		4,350	4,350
<b>Total</b>	<b>100 Regular Instruction</b>		<b>228,643</b>	<b>206,549</b>
<b><u>Vocational Education</u></b>				
100.632.160.	450 Supplies/Material/Media	Speciality Classes	1,500	1,500
<b>Total</b>	<b>160 Vocational Education</b>		<b>1,500</b>	<b>1,500</b>
<b><u>Special Education</u></b>				
100.632.200.	315 Cert-Teacher	0.25 FTE	21,029	17,222
100.632.200.	323 Non-Cert - Aides	.725 FTE	40,175	18,558
100.632.200.	360 Benefits: (Health, SS, Med, Unem, WC, TRS-PERS)		24,292	14,123
100.632.200.	365 TRS On Behalf		3,766	3,322
100.632.200.	366 PERS On Behalf		3,556	1,505
100.632.200.	450 Supplies/Material/Media		300	300
<b>Total</b>	<b>200 Special Education</b>		<b>93,118</b>	<b>55,030</b>
<b><u>School Administration</u></b>				
100.632.400.	313 Principal/Lead Teacher		8,783	5,000
100.632.400.	360 Benefits: (Health, SS, Med, Unem, WC, TRS-PERS)		1,030	1,030
100.632.400.	365 TRS On Behalf		1,573	965
			<b>11,386</b>	<b>6,995</b>
<b><u>Operations &amp; Maintenance</u></b>				
100.632.600.	325 NonCert-Maint/Custodial	.16 FTE	5,043	5,221

<b>Whale Pass</b>			<b>FY 2021 FINAL</b>	<b>FY 2022 3rd</b>
<b>Account Code</b>	<b>Description</b>	<b>Comments</b>	<b>REVISED</b>	<b>Proposed BUDGET</b>
100.632.600.	329	Substitutes/Temporaries	3,000	3,000
100.632.600.	360	Benefits: (Health, SS, Med, Unem, WC, TRS-PERS)	618	639
100.632.600.	431	Water & Sewer	300	300
100.632.600.	436	Electricity	7,500	7,500
100.632.600.	438	Gas, Diesel, Oil	1,500	1,500
100.632.600.	439	Other Energy	1,000	1,000
100.632.600.	441	Other Purchased Services (Rentals, etc.)	1,500	1,500
100.632.600.	452	Maintenance Supplies	5,500	5,500
100.632.600.	453	Custodial Supplies	2,000	2,000
<b>Total</b>	<b>600</b>	<b>Maintenance &amp; Operations</b>	<b>27,961</b>	<b>28,161</b>
<b><u>Student Activities</u></b>				
100.632.700	316	Extra Dutv Pav	2,500	2,500
100.632.700	360	Benefits: (Health, SS, Med, Unem, WC, TRS-PERS)	500	500
100.632.700	420	Staff Travel	-	-
100.632.700	425	Student Travel	-	1,561
<b>Total</b>	<b>700</b>	<b>Student Activities</b>	<b>3,000</b>	<b>4,561</b>
<b>Total</b>	<b>100</b>	<b>School Operating Fund</b>	<b>365,608</b>	<b>302,795</b>
<b><u>Food Services Fund</u></b>				
255.632.790.	326	Food Service Staff .25 FTE	6,278	6,496
255.632.790.	360	Benefits: (Health, SS, Med, Unem, WC, TRS-PERS)	2,149	2,224
255.632.790.	459	Food	-	-
255.632.790.	460	Milk	-	-
<b>Total</b>	<b>255</b>	<b>Food Services Fund</b>	<b>\$ 8,427</b>	<b>\$ 8,720</b>
<b>Total</b>	<b>632</b>	<b>Whale Pass</b>	<b>\$ 374,035</b>	<b>\$ 311,514</b>



# Hollis Hawks

FY 2022 3rd Proposed BUDGET

Location 667

	FY 2021 FINAL REVISED	FY 2022 3rd Proposed BUDGET	Change
<b>Fund 100: School Operating</b>			
Function: Regular Instruction	\$ 223,312	\$ 234,824	\$ 11,512
Vocational Education	1,500	1,500	-
Special Education	108,707	109,354	647
School Administration	9,156	9,251	95
School Administration Support	-	-	-
Maintenance & Operations	47,763	47,885	122
Student Activities	5,301	6,983	1,682
	<u>\$ 395,739</u>	<u>\$ 409,796</u>	<u>\$ 14,057</u>
<b>Fund 205: Student Transportation Fund</b>	<u>\$ 40,296</u>	<u>\$ 41,353</u>	<u>\$ 1,057</u>
<b>Fund 255: Food Service Fund</b>	<u>\$ 4,473</u>	<u>\$ 4,445</u>	<u>\$ (28)</u>
<b>TOTAL</b>	<u><u>\$ 440,508</u></u>	<u><u>\$ 455,595</u></u>	<u><u>\$ 15,087</u></u>
<b># Students (PreK-12)</b>	17	20	3
<b># Teachers</b>	2	2	-
<b># Classified</b>	2.75	2.75	-
<b># Administrators</b>	0	0	-
<b>Pupil/Teacher Ratio</b>	8.50	10.00	1.50
<b>Average Per Pupil Expenditure</b>	\$ 25,912	\$ 22,780	\$ (3,132)

# Southeast Island School District

## FY 2022 3rd Proposed BUDGET

### Location 667 Hollis

**Hollis**

Account Code	Description	Comments	FY 2021 FINAL REVISED	FY 2022 3rd Proposed BUDGET
<b><u>Regular Instruction</u></b>				
100.667.100 315	Cert-Teacher	1.5 FTE	\$ 130,589	\$ 131,549
100.667.100 323	NonCert-Aides		-	-
100.667.100 329	Substitutes/Temporaries		-	-
100.667.100 360	Benefits: (Health, SS, Med, Unem, WC, TRS-PERS)		64,035	72,299
100.667.100 365	TRS On Behalf		23,388	25,376
100.667.100 410	Professional & Technical	(Music & Americorps)	-	-
100.667.100 420	Staff Travel		-	-
100.667.100 425	Student Travel		-	-
100.667.100 433	Communications		1,100	1,100
100.667.100 450	Supplies/Material/Media		4,200	4,500
<b>Total 100</b>	<b>Regular Instruction</b>		<b>223,312</b>	<b>234,824</b>
<b><u>Vocational Education</u></b>				
100.667.160 450	Supplies/Material/Media	Speciality Classes	1,500	1,500
<b>Total 160</b>	<b>Vocational Education</b>		<b>1,500</b>	<b>1,500</b>
<b><u>Special Education</u></b>				
100.667.200 315	Cert-Teacher	.5 FTE	43,018	43,978
100.667.200 323	NonCert-Aides	1.0 FTE	26,085	22,810
100.667.200 360	Benefits: (Health, SS, Med, Unem, WC, TRS-PERS)		29,290	31,934
100.667.200 365	TRS On Behalf		7,705	8,483
100.667.200 366	PERS On Behalf		2,309	1,850
100.667.200 450	Supplies/Material/Media		300	300
<b>Total 200</b>	<b>Special Education</b>		<b>108,707</b>	<b>109,354</b>
<b><u>School Administration</u></b>				
100.667.400 315	Principal		6,891	6,891
100.667.400 360	Benefits: (Health, SS, Med, Unem, WC, TRS-PERS)		1,031	1,030
100.667.400 365	TRS On Behalf		1,234	1,329
<b>Total 400</b>	<b>School Administration</b>		<b>9,156</b>	<b>9,251</b>

Hollis			FY 2021 FINAL	FY 2022 3rd
Account Code	Description	Comments	REVISED	Proposed
				BUDGET
<b><u>School Administration Support</u></b>				
100.667.450 324	NonCert-Support Staff	0.25FTE	-	-
100.667.450 360	Benefits: (Health, SS, Med, Unem, WC, TRS-PERS)		-	-
100.667.450 366	PERS On Behalf		-	-
<b>Total 450</b>	<b>School Administration Support</b>		-	-
<b><u>Operations &amp; Maintenance</u></b>				
100.667.600 325	NonCert-Maint/Custodial	.50 FTE	12,231	12,380
100.667.600 360	Benefits: (Health, SS, Med, Unem, WC, TRS-PERS)		2,430	2,481
100.667.600 366	PERS On Behalf		1,082	1,004
100.667.600 431	Water & Sewer		2,400	2,400
100.667.600 432	Garbage		2,000	2,000
100.667.600 436	Electricity		8,000	8,000
100.667.600 437	Natural/Bottled Gas		120	120
100.667.600 438	Gas, Diesel, Heating Oil		6,500	6,500
100.667.600 439	Other Energy		2,500	2,500
100.667.600 440	Other Purchased Services		4,000	4,000
100.667.600 452	Maintenance I Supplies		5,500	5,500
100.667.600 453	Custodial Supplies		1,000	1,000
<b>Total 600</b>	<b>Operations &amp; Maintenance</b>		<b>47,763</b>	<b>47,885</b>
<b><u>Student Activity</u></b>				
100.667.700 316	Cert-Extra Duty Pay		2,800	2,800
100.667.700 360	Benefits: (Health, SS, Med, Unem, WC, TRS-PERS)		500	500
100.667.700 366	TRS On Behalf		501	540
100.667.700 420	Staff Travel		500	500
100.667.700 425	Student Travel		1,000	2,643
<b>Total 700</b>	<b>Student Activity</b>		<b>5,301</b>	<b>6,983</b>
<b>Total 100</b>	<b>School Operating Fund</b>		<b>\$ 395,739</b>	<b>\$ 409,796</b>
<b><u>Student Transportation</u></b>				
205.667.760 327	Bus Drivers	.80 FTE	24,667	25,538
205.667.760 360	Benefits: (Health, SS, Med, Unem, WC, TRS-PERS)		8,446	8,744

<b>Hollis</b>			<b>FY 2021 FINAL</b>	<b>FY 2022 3rd</b>
<b>Account Code</b>	<b>Description</b>	<b>Comments</b>	<b>REVISED</b>	<b>Proposed</b>
				<b>BUDGET</b>
205.667.760	366	PERS On Behalf	2,183	2,071
205.667.760	458	Gasoline & Oil	<u>5,000</u>	<u>5,000</u>
<b>Total</b>	<b>205</b>	<b>Student Transportation</b>	<b>\$ 40,296</b>	<b>\$ 41,353</b>
<b>Food Services Fund</b>				
255.667.790	326	Food Service Staff .20 FTE	3,694	3,694
255.667.790	360	Benefits: (Health, SS, Med, Unem, WC, TRS-PERS)	452	452
255.667.790	366	PERS On Behalf	327	300
255.667.790	459	Food	-	-
255.667.790	460	Milk	-	-
<div style="display: flex; align-items: center;"> <div style="font-size: 2em; margin-right: 10px;">}</div> <div>Food and Milk is part of District wide budget</div> </div>				
<b>Total</b>	<b>255</b>	<b>Food Services Fund</b>	<b>\$ 4,473</b>	<b>\$ 4,445</b>
<b>Total</b>	<b>667</b>	<b>Hollis</b>	<b>\$ 440,508</b>	<b>\$ 455,595</b>



## Port Alexander Eagles

FY 2022 3rd Proposed BUDGET

**Location 669**

	FY 2021 FINAL REVISED	FY 2022 3rd Proposed BUDGET	Change
<b>Fund 100: School Operating</b>			
Function: 100 Regular Instruction	\$ 117,325	\$ 170,211	\$ 52,886
Vocational Education	1,500	1,500	-
200 Special Education	4,200	-	(4,200)
400 School Administration	6,926	6,995	69
600 Maintenance & Operations	49,803	50,384	581
700 Student Activities	-	822	822
<b>Fund Total</b>	<b>\$ 179,754</b>	<b>\$ 229,912</b>	<b>50,158</b>
<b>Fund 255: Food Service Fund</b>	<b>\$ 7,549</b>	<b>\$ 7,812</b>	<b>\$ 263</b>
<b>TOTAL</b>	<b>\$ 187,303</b>	<b>\$ 237,723</b>	<b>\$ 50,420</b>

	9	14	-
<b># Students (PreK-12)</b>			5
<b># Teachers</b>	1	1.5	0.5
<b># Classified</b>	0.885	0.885	-
<b># Administrators</b>	0	0	-
<b>Pupil/Teacher Ratio</b>	9.00	9.33	0.33
<b>Average Per Pupil Expenditure</b>	\$ 20,811	\$ 16,980	\$ (3,831)

# Southeast Island School District

## FY 2022 3rd Proposed BUDGET

### Location 669 Port Alexander

**Port Alexander**

Account Code	Description	Comments	FY 2021 FINAL REVISED	FY 2022 3rd Proposed BUDGET
<b><u>Regular Instruction</u></b>				
100.669.100 315	Cert-Teacher	1.5 FTE	\$ 66,075	\$ 88,750
100.669.100 323	NonCert-Aides		-	-
100.669.100 360	Benefits: (Health, SS, Med, Unem, WC, TRS-PERS)		34,371	48,395
100.669.100 365	TRS On Behalf		11,834	17,120
100.669.100 380	Travel Allowance		-	-
100.669.100 420	Staff Travel		-	-
100.669.100 425	Student Travel	(Academy Student Travel - Quality Schools)	-	5,000
100.669.100 433	Communiations		2,045	2,045
100.669.100 440	Other Purchased Services	(Academy Rm & Bd- Quality Schools)	-	5,000
100.669.100 450	Supplies/Material/Media		<u>3,000</u>	<u>3,900</u>
<b>Total 100</b>	<b>Regular Instruction</b>		<b><u>117,325</u></b>	<b><u>170,211</u></b>
<b><u>Vocational Education</u></b>				
100.669.160 450	Supplies/Material/Media	Speciality Classes	<u>1,500</u>	<u>1,500</u>
<b>Total 160</b>	<b>Vocational Education</b>		<b><u>1,500</u></b>	<b><u>1,500</u></b>
<b><u>Special Education</u></b>				
100.669.200 315	Cert-Teacher		-	-
100.669.200 323	NonCert-Aides		3,500	-
100.669.200 360	Benefits: (Health, SS, Med, Unem, WC, TRS-PERS)		400	-
100.669.200 450	Supplies/Material/Media		<u>300</u>	<u>-</u>
<b>Total 200</b>	<b>Special Education</b>		<b><u>4,200</u></b>	<b><u>-</u></b>
<b><u>School Administration</u></b>				
100.669.400 315	Principal		5,000	5,000
100.669.400 360	Benefits: (Health, SS, Med, Unem, WC, TRS-PERS)		1,030	1,030
100.669.400 365	TRS On Behalf		<u>896</u>	<u>965</u>
<b>Total 400</b>	<b>School Administration</b>		<b><u>6,926</u></b>	<b><u>6,995</u></b>
<b><u>Operations &amp; Maintenance</u></b>				
100.669.600 325	NonCert-Maint/Custodial	.40 FTE	16,767	17,353
100.669.600 360	Benefits: (Health, SS, Med, Unem, WC, TRS-PERS)		2,052	2,124
100.669.600 366	PERS On Behalf		1,484	1,407

**Port Alexander**

<b>Account Code</b>	<b>Description</b>	<b>Comments</b>	<b>FY 2021 FINAL REVISED</b>	<b>FY 2022 3rd Proposed BUDGET</b>
100.669.600 431	Water & Sewage		100	100
100.669.600 432	Garbage		400	400
100.669.600 437	Natural/Bottled Gas		-	-
100.669.600 438	Gas, Diesel, Heating Oil		22,000	22,000
100.669.600 440	Other Purchased Services		500	500
100.669.600 452	Maintenance Supplies		5,500	5,500
100.669.600 453	Custodial Supplies		<u>1,000</u>	<u>1,000</u>
<b>Total 600</b>	<b>Maintenance &amp; Operations</b>		<b><u>49,803</u></b>	<b><u>50,384</u></b>

**Student Activity**

100.669.700 420	Staff Travel		-	-
100.669.700 425	Student Travel		<u>-</u>	<u>822</u>
<b>Total 700</b>	<b>Student Activity</b>		<b><u>-</u></b>	<b><u>822</u></b>
<b>Total 100</b>	<b>School Operating Fund</b>		<b><u>\$ 179,754</u></b>	<b><u>\$ 229,912</u></b>

**Food Services Fund**

255.669.790 326	Food Service Staff	.28 FTE	6,726	6,960
255.669.790 360	Benefits: (Health, SS, Med, Unem, WC, TRS-PERS)		823	852
255.669.790 366	PERS On Behalf		-	-
255.669.790 459	Food	} Food and Milk is part of District wide budget	-	-
255.669.790 460	Milk		-	-
<b>Total 255</b>	<b>Food Services Fund</b>		<b><u>7,549</u></b>	<b><u>7,812</u></b>
<b>Total 669</b>	<b>Port Alexander</b>		<b><u>\$ 187,303</u></b>	<b><u>\$ 237,723</u></b>

# Edna Bay

FY 2022 3rd Proposed BUDGET

**Location 655**

	FY 2021 FINAL REVISED	FY 2022 3rd Proposed BUDGET	<u>Change</u>
<b>Fund 100: School Operating</b>			
Function: Regular Instruction	\$ -	\$ -	\$ -
Special Education Instruction	-	-	
School Administration	-	-	-
Operations & Maintenance	-	-	-
Fund Total	<u>\$ -</u>	<u>\$ -</u>	<u>\$ -</u>
<b>Fund 205: Student Transportation</b>	<u>\$ -</u>	<u>\$ -</u>	
<b>Fund 255: Food Service Fund</b>	<u>\$ -</u>	<u>\$ -</u>	<u>-</u>
<b>TOTAL</b>	<u><u>\$ -</u></u>	<u><u>\$ -</u></u>	<u><u>\$ -</u></u>
<b># Students (PreK-12)</b>	0	0	0.0
<b># Teachers</b>	0	0	0
<b># Classified</b>	0	0	0
<b># Administrators</b>	0	0	0
<b>Pupil/Teacher Ratio</b>	0.00	0.00	0.00
<b>Average Per Pupil Expenditure</b>	\$ -	\$ -	\$0

# Southeast Island School District

## FY 2022 3rd Proposed BUDGET

### Location 655 Edna Bay

Edna Bay

Account Code	Description	Comments	FY 2021 FINAL REVISED	FY 2022 3rd Proposed BUDGET
<b><u>Regular Instruction</u></b>				
100.655.100	315	Cert-Teacher	\$ -	
100.655.100	323	NonCert-Aides	-	
100.655.100	360	Benefits: (Health, SS, Med, Unem, WC, TRS-PERS)	-	
100.655.100	365	TRS On Behalf	-	
100.655.100	380	Housing Allowance/Subsidy	-	
100.655.100	420	Staff Travel	-	
100.655.100	425	Student Travel	-	
100.655.100	433	Communications	-	
100.655.100	450	Supplies/Material/Media	-	
	<b>Total</b>	<b>100 Regular Instruction</b>	-	-
<b><u>Special Education</u></b>				
100.655.200	315	Cert-Teacher	-	
100.655.200	323	NonCert-Aides	-	
100.655.200	360	Benefits: (Health, SS, Med, Unem, WC, TRS-PERS)	-	
100.655.200	365	TRS On Behalf	-	
100.655.200	450	Supplies/Material/Media	-	
	<b>Total</b>	<b>200 Special Education</b>	-	-
<b><u>School Administration</u></b>				
100.655.400.	315	Cert-Teacher	-	
100.655.400.	360	Benefits: (Health, SS, Med, Unem, WC, TRS-PERS)	-	
100.655.400.	365	TRS On Behalf	-	
	<b>Total</b>	<b>400 School Administration</b>	-	-
<b><u>Operations &amp; Maintenance</u></b>				
100.655.600	325	NonCert-Maint/Custodial	-	
100.655.600	360	Benefits: (Health, SS, Med, Unem, WC, TRS-PERS)	-	
100.655.600	431	Water & Sewer	-	
100.655.600	436	Electricity	-	

Edna Bay

Account Code	Description	Comments	FY 2021 FINAL REVISED	FY 2022 3rd Proposed BUDGET
100.655.600	437	Natural/Bottled Gas	-	-
100.655.600	438	Gas, Diesel, Oil	-	-
100.655.600	440	Other Purchased Services	-	-
100.655.600	452	Maintenance & Custodial Supplies	-	-
<b>Total</b>	<b>600</b>	<b>Maintenance &amp; Operations</b>	-	-
<b>Total</b>	<b>100</b>	<b>School Operating Fund</b>	<u>\$ -</u>	<u>\$ -</u>

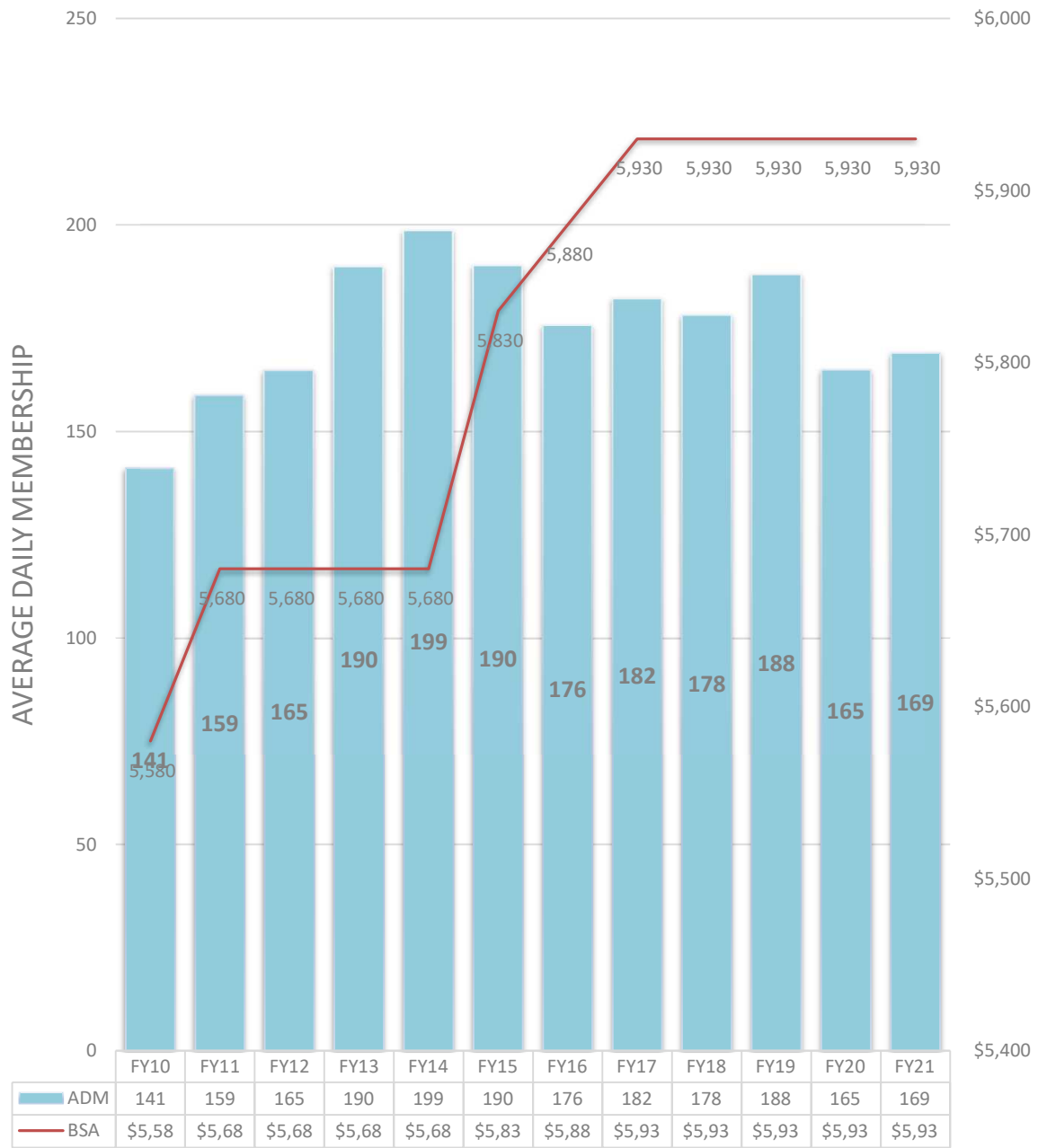
**Student Transportation**

205.655.760	325	Driver	-	-
205.655.760	360	Benefits: (Health, SS, Med, Unem, WC, TRS-PERS)	-	-
205.655.760	366	PERS On Behalf	-	-
205.655.760	452	Maintenance Supplies	-	-
<b>Total</b>	<b>205</b>	<b>Student Transportation</b>	<u>\$ -</u>	<u>\$ -</u>

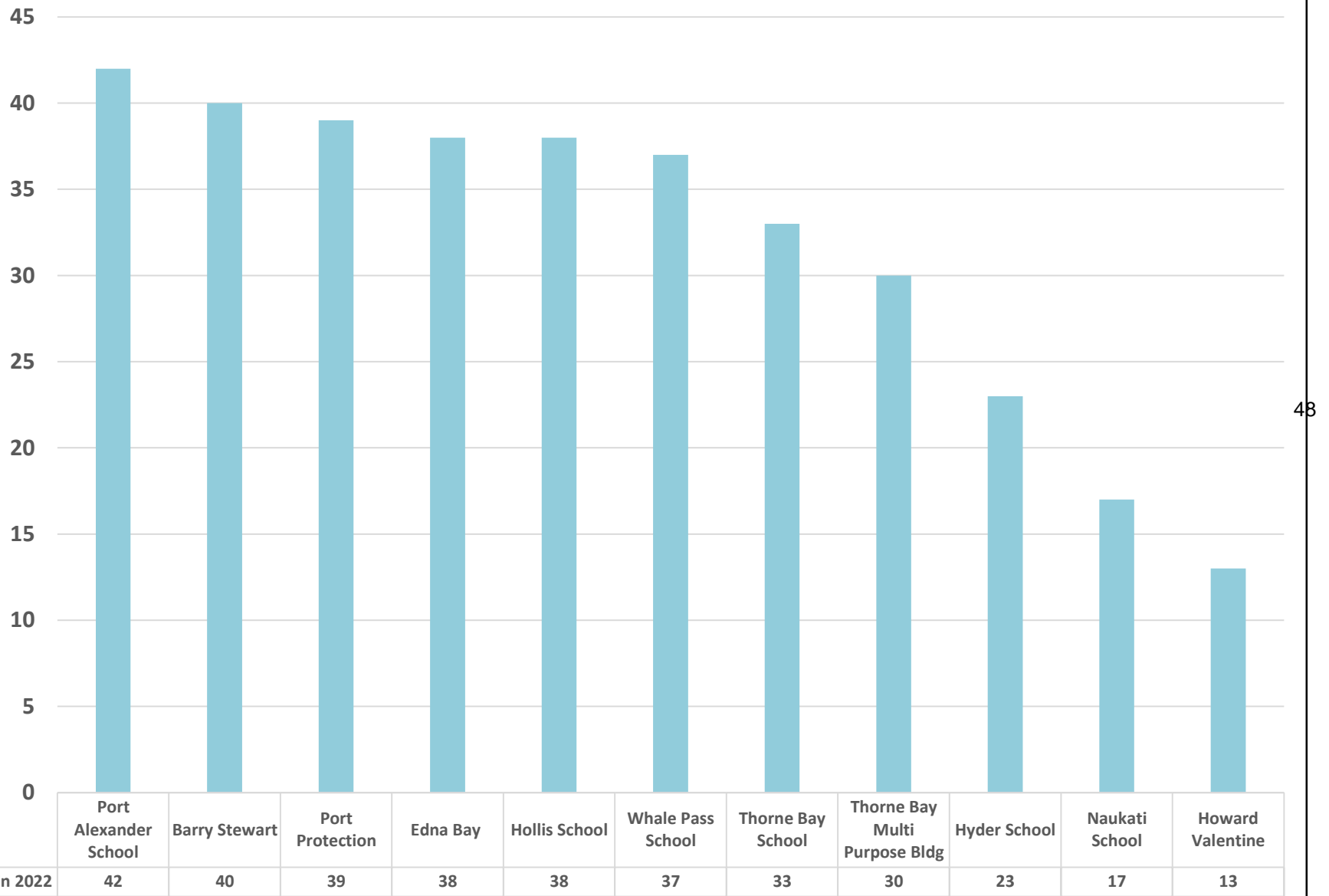
**Food Services Fund**

255.655.790	326	Food Service Staff	-	-
255.655.790	326	Benefits: (Health, SS, Med, Unem, WC, TRS-PERS)	-	-
255.655.790	459	Food	-	-
255.655.790	400	MILK	-	-
		} Food and Milk is part of District wide budget		
<b>Total</b>	<b>255</b>		<b>Food Services Fund</b>	<u>\$ -</u>
<b>Total</b>	<b>655</b>	<b>Edna Bay</b>	<u>\$ -</u>	<u>\$ -</u>

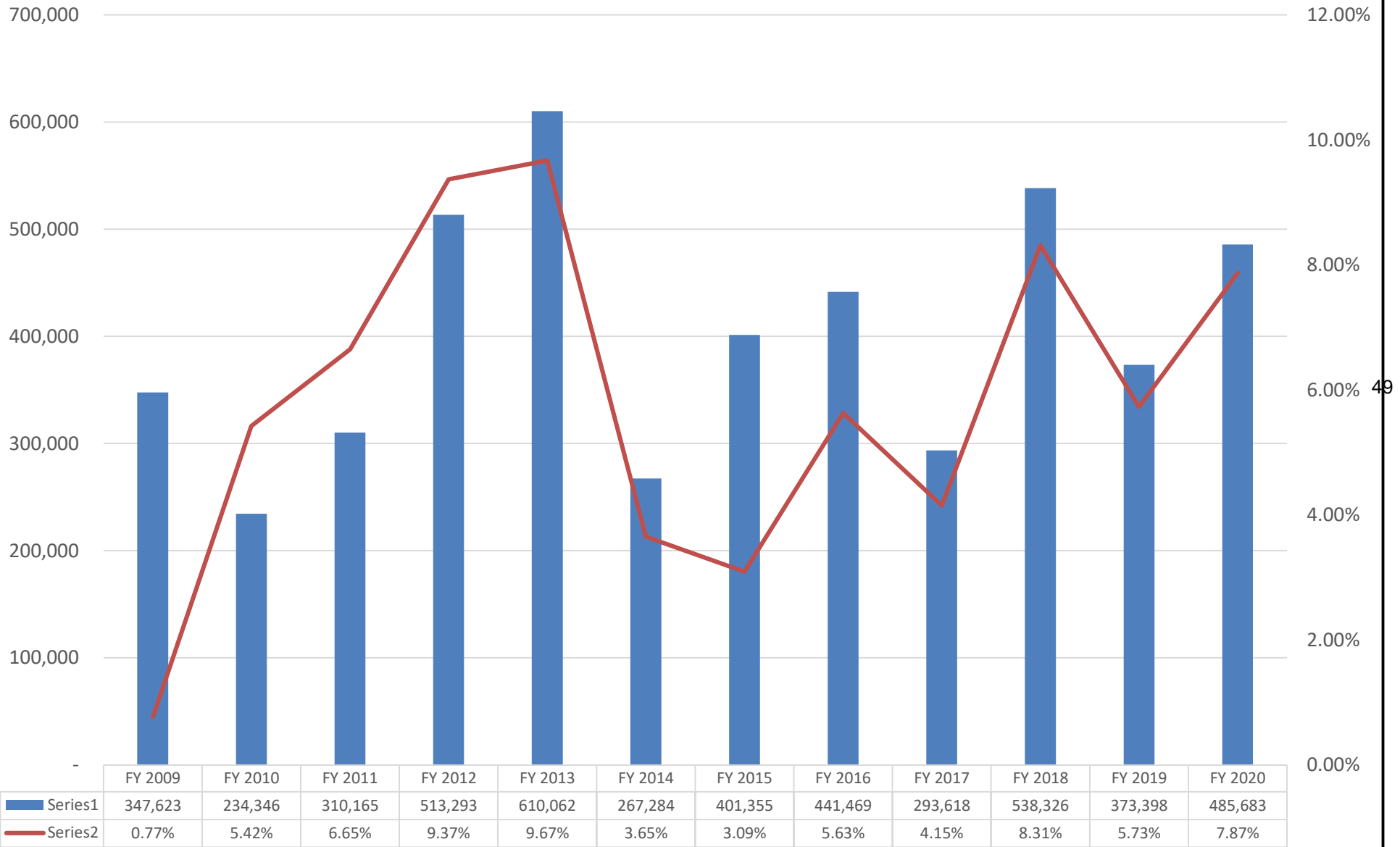
## Average Daily Membership (ADM) & BSA



## Age of Buildings in 2022



## 10 Yr. Fund Balance History





**SOUTHEAST ISLAND SCHOOL DISTRICT**  
P.O. Box 19569, 1010 Sandy Beach Road, Thorne Bay, Alaska 99919  
(907) 828-8254 Fax: (907) 828-8257 E-mail: [sisd@sisd.org](mailto:sisd@sisd.org)

---

**VACANCY**  
**SOUTHEAST ISLAND SCHOOL DISTRICT (SISD)**  
**SCHOOL BOARD SEAT 2E**

**The SISD Board of Education has new vacancy (Seat 2E) and plans to fill this vacancy by appointing a board member to this seat at their May 19, 2021 regular meeting. To be eligible, a candidate must reside and be registered to vote in one of the towns within Section 2, which includes the following communities:**

Big Salt Lake, Calder Bay, Cape Pole, Coffman Cove, Dolomi Bay, Edna Bay, El Capitan, Hollis, Hyder, Kasaan, Kupreanof, Labouchere Bay, Long Island, Marble Island, Naukati, Point Baker, Port Alexander, Port Alice, Port Protection, Portage Bay, Rowan Bay, Smith Cove, View Cove, Whale Pass

**Length of Term:** Per Alaska Statute 14.12.070, the person selected to fill Seat 2E will serve until a successor is elected in the next regular election (10/05/2021).

---

Interested parties need to send a letter of interest to the SISD Board of Education. Letters of interest must be RECEIVED at the District Office by:

**Wednesday, May 12, 2021**

Letters of interest can be hand delivered, faxed, emailed, or mailed

(see letterhead for addresses/numbers).

**If no letters of interest have been received by 5/12/21, the deadline will be extended until one or more applications have been received.**

**Updated information will be posted on [www.sisd.org](http://www.sisd.org)**

---

**Candidates will be interviewed in a workshop prior to the board meeting.**