

Shared Key Interests

1. Advance student learning, achievement, and success by keeping it at the heart and as the filter for our decision making.

2. Utilize research-based curricula that reflects 21st Century themes and applications and are responsive to the needs and potential of all students, preparing them for a global society.

3. Provide real-life, diverse learning opportunities with practical applications in the classroom and beyond.

4. Inform and engage the community in shaping educational strategy and formulating responses to change.

5. Attract, retain, and develop a high quality, diverse, creative, and innovative workforce of leaders.

6. Provide safe, secure, flexible, inviting, and well-maintained environments that nurture student well-being and enhance teaching and learning.

7. Identify, integrate, and expand technology to foster adaptability and maximize learning for all.

8. Foster mutually beneficial partnerships and collaborations that expand learning opportunities and resources.

Wausau School District

Board of Education Meeting Agenda

In Compliance with the Wisconsin Open Meeting Law

Public Notice s.19.84 (3)
Exemptions s.19.85

James Bouché, President
Jennifer Paoli, Clerk

A Regular Meeting of the BOARD OF EDUCATION will be held in the **Nicholson Board Room, 415 Seymour Street, Wausau, Wisconsin 54403 at 5:00 PM on Monday, January 13, 2025.**

- I. CALL TO ORDER
- II. ROLL CALL
- III. PLEDGE OF ALLEGIANCE: Jim Bouché, President
- IV. READING OF THE MISSION STATEMENT
- V. EXCELLENCE IN ACTION: Lincoln Elementary
- VI. PUBLIC AND STUDENT COMMENT
- VII. APPROVE CONSENT AGENDA (**Action Requested**)
 - VII.A. Appointments (Additional Staff, Replacement Staff, Contract Increases)
 - VII.B. Separations (Resignations, Contract Decreases, Terminations)
 - VII.C. Leaves of Absence
 - VII.D. Retirements
 - VII.E. Minutes: Regular Session of December 9, 2024; Special Session of December 16, 2024; Special Session of January 6, 2025; and the Special Session of January 8, 2025.
 - VII.F. Payment of Bills/Budget Status and Investment Report
 - VII.G. Donations to the District
- VIII. OLD/RECURRING BUSINESS
 - VIII.A. Education/Operations Committee Meeting
- IX. NEW BUSINESS
 - IX.A. 2025 WASB Resolutions (**Action Requested**)
 - IX.B. 2025-26 Retirement Window Extension (**Action Requested**)
 - IX.C. April 2025 Referendum (**Possible Action**)
 - IX.C.1. **Resolution Authorizing the School District Budget to Exceed Revenue Limit by \$4,000,000 to \$8,000,000 Per Year for Five Years for Non-Recurring Purposes (Possible Action Requested)**
 - IX.C.2. **Resolution Providing for a Referendum Election on the Question of the Approval of a Resolution Authorizing the School District Budget to Exceed Revenue Limit by \$4,000,000 to \$8,000,000 Per Year for Five Years for Non-Recurring Purposes (Possible Action Requested)**
 - IX.D. Education/Operations Committee Meeting
 - IX.D.1. Approve 2023-24 Audit Report (**Action Requested**)
 - IX.D.2. Open Enrollment Seat Availability (**Action Requested**)
- X. OPEN FORUM
 - X.A. Board Member Professional Growth & Development Report
 - X.B. Legislative Liaison
 - X.C. Superintendent Commentary
 - X.D. Presiding Officer Commentary
- XI. REQUEST FOR CLOSED SESSION PURSUANT TO STATE STATUTES
 - XI.A. Red Granite Charter School Contract Evaluation S. 19.85 (1)(e)(g)
 - XI.B. Reconvene in Open Session, to take further action if necessary and appropriate
- XII. ADJOURN

**Shared Key
Interests**

1. Advance student learning, achievement, and success by keeping it at the heart and as the filter for our decision making.

2. Utilize research-based curricula that reflects 21st Century themes and applications and are responsive to the needs and potential of all students, preparing them for a global society.

3. Provide real-life, diverse learning opportunities with practical applications in the classroom and beyond.

4. Inform and engage the community in shaping educational strategy and formulating responses to change.

5. Attract, retain, and develop a high quality, diverse, creative, and innovative workforce of leaders.

6. Provide safe, secure, flexible, inviting, and well-maintained environments that nurture student well-being and enhance teaching and learning.

7. Identify, integrate, and expand technology to foster adaptability and maximize learning for all.

8. Foster mutually beneficial partnerships and collaborations that expand learning opportunities and resources.

Wausau School District

Board of Education Meeting Agenda

In Compliance with the Wisconsin Open Meeting Law

Public Notice s.19.84 (3)
Exemptions s.19.85

James Bouché, President
Jennifer Paoli, Clerk

AMENDED: FRIDAY, JANUARY 10, 12:45 PM

NOTICE POSTED: Thursday, January 9, 2025, at 4:15 pm


By: _____

NOTICE SENT TO:

WSAU WSAW-TV WAOW-TV WJFW-TV CITY PAGES WAUSAU PILOT & REVIEW SCHOOLS
WAUSAU DAILY HERALD WAAM CITY HALL COURTHOUSE PUBLIC LIBRARY

The Wausau School District does not discriminate on the basis of race, age, color, religion, national origin, ancestry, creed, pregnancy, marital status, parental status, sexual orientation, sex (including transgender status, change of sex, or gender identity), or physical, mental, emotional, or learning disability ("Protected Classes")

Lincoln Elementary



January 2025
School Board Presentation

Our team is like a puzzle, we're better together!



2025 Theme



Family Engagement

Title I Family Nights

PTO
Winter Dance



Families to School Events

SQUADS


I got...
RECOGNIZED!
Name/Grade/Teacher: _____
Habit (circle one)
1 Proactive 2 End in Mind 3 First things First 4 Think Win-Win
5 Seek to Understand 6 Synergize 7 Sharpen the Saw
From: _____
Text: _____
Because, _____



Fantastic 5
Kindergarten & 3rd Grade

Sketch-a-Squad
1st & 4th Grade

The Agency
2nd & 5th Grade



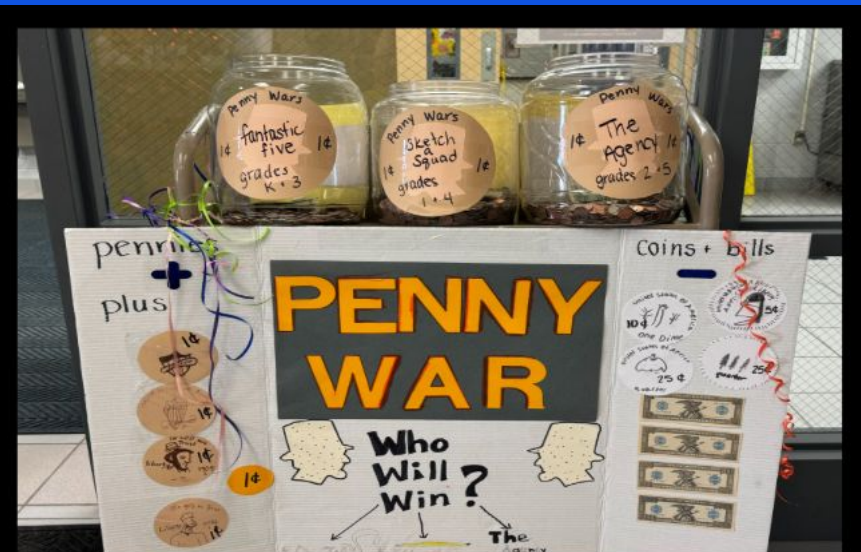
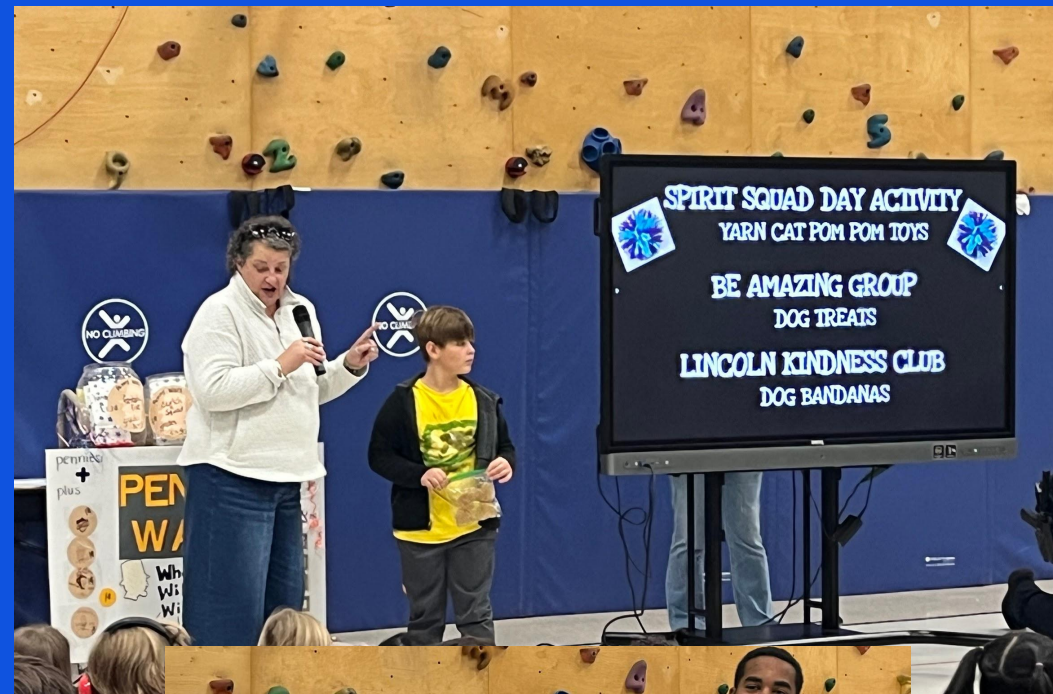
Build Relationships, Encourage Teamwork, and Promote Student Leadership

Service Learning Projects

Quarter 1:

Penny Wars for Humane Society

"The Agency"



TOTAL = \$415 !!!



Quarter 2:

Candy Cane Sale

"Sketch-a-Squad"




\$275

Warming Shelter



School Academic Goals

Quarter 2:
Increase reading
to each other
or
whole class
read alouds!



Quarter 3:

**Student Led
Conferences**

**Continued Staff
Professional Learning in
Literacy**

**Student Goal will focus on
vocabulary to increase
reading comprehension
and fluency!**

**School Wide Goal Celebration
Make Ms. Davidson a Human Sundae!**

Question of the week:



WAUSAU SCHOOL DISTRICT
HUMAN RESOURCES

TO: Board of Education
 FROM: Tabatha Gundrum
 MEETING: January 13, 2025
 SUBJECT: Staffing Consent Agenda

The Administration respectfully asks that the Board of Education approve the following staffing changes pertaining to the Consent Agenda:

APPOINTMENTS (Additional Staff, Replacement Staff, Contract Increases):

		TEACHING STAFF	
NAME	BUILDING	POSITION	EFFECTIVE DATE
Mai Pa Yang	Hawthorn Hills Elementary	1.0 FTE, Special Education Teacher	1/7/25
Brandi Fox	Franklin Elementary	1.0 FTE, 4th Grade Teacher	1/13/25

		ADMINISTRATIVE STAFF	
NAME	BUILDING	POSITION	EFFECTIVE DATE

SEPARATIONS (Resignations, Contract Decreases, Terminations):

		TEACHING STAFF	
NAME	BUILDING	POSITION	EFFECTIVE DATE

		ADMINISTRATIVE STAFF	
NAME	BUILDING	POSITION	EFFECTIVE DATE

LIMITED TERM CONTRACTS:

		TEACHING STAFF	
NAME	BUILDING	POSITION	EFFECTIVE DATE

		ADMINISTRATIVE STAFF	
NAME	BUILDING	POSITION	EFFECTIVE DATE

LEAVES OF ABSENCE:

		TEACHING STAFF	
NAME	BUILDING	POSITION	EFFECTIVE DATE

		ADMINISTRATIVE STAFF	
NAME	BUILDING	POSITION	EFFECTIVE DATE

RETIREMENTS:

		TEACHING STAFF	
NAME	BUILDING	POSITION	EFFECTIVE DATE
Kerry Euting	John Marshall Elementary	1.0 FTE, 3rd Grade Teacher	6/6/25

		ADMINISTRATIVE STAFF	
NAME	BUILDING	POSITION	EFFECTIVE DATE
Jon Euting	Longfellow Admin Center	1.0 FTE, Assistant Superintendent	06/30/2025

Minutes of REGULAR MEETING

The Board of Education Wausau School District

DRAFT

A Regular Meeting of the Board of Education of the Wausau School District was held Monday, December 9, 2024, beginning at 5:00 PM in the Nicholson Board Room, 415 Seymour Street, Wausau, Wisconsin 54403.

Present: James Bouche; Sarah Brock; Jon Creisher via webex; Pat McKee; Jennifer Paoli; Joanna Reyes via webex; Jane Rusch; Cory Sillars; and Lance Trollop.

I. CALL TO ORDER

The meeting was called to order at 5:00 pm.

II. ROLL CALL

Ms. Peck read the roll call.

III. PLEDGE OF ALLEGIANCE: Jim Bouché, President

President Bouche led everyone in the Pledge of Allegiance.

IV. READING OF THE MISSION STATEMENT

President Bouche read the mission statement.

V. EXCELLENCE IN ACTION: Red Granite Charter School

Red Granite Charter School Principal Ms. Katelyn Landerman and students gave a five-minute presentation to the Board on the exciting things happening at their school.

VI. PUBLIC AND STUDENT COMMENT

Dana Parlier made brief comments.

VII. APPROVE CONSENT AGENDA (**Action Requested**)

A. Appointments (Additional Staff, Replacement Staff, Contract Increases)

Molly Lewandowski (Special Education Teacher/Riverview) 1.0 FTE, effective December 9, 2024.

B. Separations (Resignations, Contract Decreases, Terminations)

Reid Richards (2nd Grade Teacher/Franklin) 1.0 FTE, effective January 31, 2025;
Heather Miller (KG Teacher/Hewitt-Texas) 1.0 FTE, effective June 6, 2025.

C. Leaves of Absence

D. Retirements

Erika Anderson (4th Grade Teacher/Rib Mountain) 1.0 FTE, effective June 6, 2025;
Kelly Meeks (KG Teacher/Stettin) 1.0 FTE, effective June 6, 2025; Louise Livingston (Special Education Teacher/East) 1.0 FTE, effective June 6, 2025; Linda Adams (1st & 2nd Grade Teacher/Hewitt-Texas) 1.0 FTE, effective June 6, 2025;
Jerome Reinardy (German & Spanish Teacher/West) 1.0 FTE, effective June 6,

2025; Doris Martin (Math Teacher/East) 1.0 FTE, effective June 6, 2025; Jody Krieg (Spanish Teacher/East) 1.0 FTE, effective June 6, 2025; Laura Witt (1st Grade Teacher/Riverview) 1.0 FTE, effective June 6, 2025; Tricia Breu-Forbes (ML Teacher/John Muir) 1.0 FTE, effective June 6, 2025; Catherine Veldhuizen (Science & Social Studies Teacher/Mann) 1.0 FTE, effective June 6, 2025; Tami Cummings (Assistant Principal/Mann) 1.0 FTE, effective June 30, 2025; and Jeb Steckbauer (Principal/West) 1.0 FTE, effective June 30, 2025.

E. Minutes: Regular Session of November 11, 2024; and the Special Session of November 25, 2024.

F. Payment of Bills/Budget Status and Investment Report

G. Donations to the District

Two boxes and two bags of food from Highland Community Church, and coats and mittens from Jan Mann to the District; \$100 from Laura Reif to Rib Mountain Elementary; clothes, shoes and outerwear from David & Kim Casey, 7 bags of food and \$25 from the Forest Park Neighborhood, \$247 from GPM Southeast, and 3 boxes of notepads from Color Vision LTD to Wausau East; and \$100 from Milk Maker Dairy to Wausau West.

Jennifer Paoli moved to approve the consent agenda with great gratitude for donations to the District, seconded by Jane Rusch. The motion carried 9-0.

VIII. OLD/RECURRING BUSINESS

A. Education/Operations Committee Meeting

There was none.

IX. Transportation Partner (Action Requested)

Jane Rusch moved to approve First Student as the transportation partner beginning with the 2025-2026 school year, seconded by Sarah Brock. The motion carried 9-0.

X. NEW BUSINESS

A. Elementary Task Force Presentation

Mark Roffers reviewed the recommendations of the Elementary Task Force. He shared background, the timeline, the task force's charge, evaluation criteria, process, the options, rankings, and the task force voting results. It was the consensus of the Board for the Elementary Task Force to meet one final time on December 18 to review new information that was brought forward.

B. Education/Operations Committee Meeting

1. 4K Program Agreement (Action Requested)

Sarah Brock moved to approve the program agreements with the listed community partner sites for the 2025-2026 school year, seconded by Lance Trollop. The motion carried 9-0.

XI. OPEN FORUM

A. Board Member Professional Growth & Development Report

President Bouche thanked everyone for helping while he was on vacation.

B. Legislative Liaison

Cory Sillars shared that he planned to meet with local legislators to discuss the education budget.

C. Superintendent Commentary

Mr. Bushman thanked the Mark Roffers and the Elementary Task Force for their time and effort during this process.

D. Presiding Officer Commentary

The Board Liaison report for December is as follows: Lance Trollop attended the GD Jones Leader in Me Assembly and a WASB seminar on Public Comment.

XII. REQUEST FOR CLOSED SESSION PURSUANT TO STATE STATUTES

Cory Sillars moved to enter into closed session, seconded by Jane Rusch. The motion carried 7-0 via a roll call vote at 6:38 pm.

Sarah Brock – Yes

Pat McKee – Yes

Jennifer Paoli – Yes

Jane Rusch – Yes

Cory Sillars – Yes

Lance Trollop – Yes

Jim Bouche – Yes

A. Evaluation of Interim Superintendent of Schools s. 19.85 (1)(c)

B. Reconvene in Open Session, to take further action if necessary and appropriate

Lance Trollop moved to reconvene in Open Session, seconded by Sarah Brock. The motion carried 7-0 at 7:05 pm.

XIII. ADJOURN

Lance Trollop moved to adjourn, seconded by Cory Sillars. The motion carried at 7:05 pm.

Respectfully Submitted,

Jennifer Paoli,
Board Clerk

JP:cp

Minutes of REGULAR MEETING

The Board of Education Wausau School District

DRAFT

A Special Meeting of the Board of Education of the Wausau School District was held Monday, January 6, 2025, beginning at 5:00 PM in the Nicholson Board Room, 415 Seymour Street, Wausau, Wisconsin 54403.

Present: James Bouche; Sarah Brock; Jon Creisher; Paoli Jennifer; Joanna Reyes; Cory Sillars; Lance Trollop.

Absent: Pat McKee; Jane Rusch;

I. Call to Order

The meeting was called to order at 5:00 pm.

II. Board Workshop

- Referendum Presentation & Discussion - NO ACTION

Erik Kass and Josh Viegut shared a presentation on referendum options.

III. Adjourn

Sarah Brock moved to adjourn, seconded by Jennifer Paoli. The motion carried at 6:49 pm.

Respectfully Submitted,

Jennifer Paoli,
Board Clerk

JP:cp

Minutes of Special MEETING

The Board of Education Wausau School District

DRAFT

A Special Meeting of the Board of Education of the Wausau School District was held Monday, December 16, 2024, beginning at 5:30 PM in the Nicholson Board Room, 415 Seymour Street, Wausau, Wisconsin 54403.

Present: James Bouche; Sarah Brock; Jon Creisher; Pat McKee; Cory Sillars; Lance Trollop.

Absent: Jennifer Paoli; Joanna Reyes; and Jane Rusch.

I. CALL TO ORDER

The meeting was called to order at 6:10 pm.

II. Request for Closed Session Pursuant to State Statutes

Lance Trollop moved to enter into Closed Session, seconded by Cory Sillars. The motion carried 6-0 via a roll call vote at 6:11 pm.

Sarah Brock – Yes

Jon Creisher – Yes

Pat McKee – Yes

Cory Sillars – Yes

Lance Trollop – Yes

Jim Bouche – Yes

A. Approve Administrator Contracts s. 19.85 (1)(c)

Jon Creisher left at 6:40 pm.

B. Reconvene in Open Session, to take further action if necessary and appropriate

Sarah Brock moved to reconvene in Open Session, seconded by Pat McKee. The motion carried 5-0 at 6:53 pm.

Pat McKee moved to remove the “Interim” title from Cale Bushman and approve him as the Superintendent of Schools, seconded by Sarah Brock. The motion carried.

Sarah Brock moved to approve the 2025-2027 School Year Administrative Contract Approvals as discussed in Closed Session on December 16, 2024, seconded by Cory Sillars. The motion carried.

III. ADJOURN

Pat McKee moved to adjourn, seconded by Cory Sillars. The motion carried at 6:54 pm.

Respectfully Submitted,

Jennifer Paoli,
Board Clerk

JP:cp

Minutes of REGULAR MEETING

The Board of Education Wausau School District

DRAFT

A Special Meeting of the Board of Education of the Wausau School District was held Wednesday, January 8, 2025, beginning at 5:30 PM in the Wausau East High School Auditorium, 2607 N. 18th Street, Wausau, WI 54403.

Present: James Bouche; Sarah Brock; Jon Creisher; Pat McKee; Jennifer Paoli; Joanna Reyes; Cory Sillars; and Lance Trollop.

Absent: Jane Rusch.

I. CALL TO ORDER

The meeting was called to order at 5:30 pm.

II. UPDATE ON THE ELEMENTARY TASK FORCE RECOMMENDATION

Mark Roffers of MDRoffers Consulting LLC provided an update and the final recommendation from the Elementary Task Force.

III. PUBLIC AND STUDENT COMMENT

John Huntington made brief comments.

IV. CONTINUED ELEMENTARY TASK FORCE RECOMMENDATION (**POTENTIAL ACTION REQUESTED**)

Lance Trollop moved to approve accepting Bundle #1 consolidation recommendation of Elementary Task Force as proposed with an implementation at the start of the 2025-2026 school year, seconded by Jon Creisher. The motion carried 8-0.

V. ADJOURN

Pat McKee moved to adjourn, seconded by Sarah Brock. The motion carried at 6:55 pm.

Respectfully Submitted,

Jennifer Paoli,
Board Clerk

JP:cp

WAUSAU SCHOOL DISTRICT
APPROVAL OF BILLS

Education/Operations Committee of the Whole - December 16, 2024
Board Meeting - January 13, 2025

24-25 Budgets
November 19, 2024 to December 9, 2024

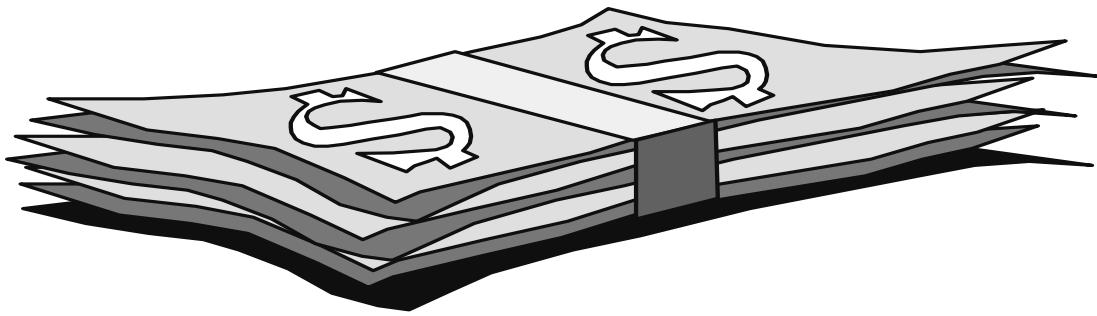
Vouchers 1065100-1065201, 242501662-242502011, 5001143-5001167

General Fund - Fund 10	\$780,594.25
Grants - Fund 11	\$30,281.23
Federal Projects Fund - Fund 20	\$12,009.64
Special Education - 27	\$22,683.29
Food Service Fund - Fund 50	\$286,994.05
Trust Funds - Fund 72	\$0.00
Community Service Fund - Fund 80	\$3,103.37
Total	\$1,135,665.83

Vouchers 242501990, 242502008-242502011

Capital Projects - Fund 49	\$5,750,619.95
Total	\$5,750,619.95

WAUSAU SCHOOL DISTRICT



BUDGET STATUS REPORT

Month Ending

December 31, 2024

INVESTMENT PORTFOLIO
December 31, 2024

<u>INSTITUTION</u>	<u>BALANCE</u>	<u>RATE</u>
Associated Bank	28,286,016.24	0 to 3.26%/variable
BMO Financial Group	4,306,642.06	variable
CoVantage Credit Union	7,017.34	.65% to .82%
State of Wisconsin Investment Pool	6,658.23	4.72%
Wisconsin Investment Series Cooperative	36,713,373.84	4.363-4.533%

BALANCE SHEET SUMMARY

December 31, 2024

ASSETS

General Fund	\$8,557,973.32
Special Projects Fund	\$155.00
Community Services Fund	\$270,628.41
Special Education	(\$4,856,884.35)
Food Service Fund	\$1,924,873.31
Scholarships/Donations/Activity Accounts	\$1,963,418.70
HRA Account	\$2,925.31
Trust Funds - OPEB	\$4,306,642.06
Petty Cash Fund	\$249.00

Investments

General Fund	\$19,348,910.71
Debt Service Fund	\$6,588,196.68
Long Term Capital Improvement Trust Fund	\$2,421,723.91
Capital Projects Fund	\$45,239,580.77

Interest Receivable	\$543.63
Taxes Receivable	\$0.00
Accounts Receivable	\$260,262.94
Prepaid	\$0.00

<u>TOTAL ASSETS</u>	<u>\$86,029,199.40</u>
---------------------	------------------------

LIABILITIES

Line of Credit	\$0.00
Salaries and Benefits Payable	\$3,168,039.16
Accrued Interest Payable	\$0.00
Accounts Payable	\$187,683.35

<u>TOTAL LIABILITIES</u>	<u>\$3,355,722.51</u>
--------------------------	-----------------------

EQUITY - FUND BALANCE

General Fund Balance	\$18,635,866.45
Federal Programs Balance	\$0.00
Special Education	(\$5,018,276.98)
Debt Service Balance	\$6,588,351.68
Food Service Balance	\$1,891,417.14
Scholarships/Donations/Activity Accounts	\$1,929,092.79
Trust Fund Balance - OPEB	\$4,490,654.96
Community Service Balance	\$267,220.23

TOTAL FUND BALANCE	\$28,784,326.27
--------------------	-----------------

Restricted for Insurance Claims	\$6,227,845.94
Restricted for Long Term Capital Improvement Trust Fund	\$2,421,723.91
Restricted for Construction	\$45,239,580.77

TOTAL EQUITY - FUND BALANCE	\$82,673,476.89
-----------------------------	-----------------

TOTAL EQUITY AND LIABILITIES	\$86,029,199.40
------------------------------	-----------------

Fd	T	Loc	Obj	Func	Prj	OBJECT	2024-25 Revised Budget	December 2024-25 Monthly Activity	2024-25 FYTD Activity	Unexpended Balance
10	R	---	211	-----	---	CURRENT PROPERTY TAX	19,210,507.00	0.00	0.00	19,210,507.00
10	R	---	212	-----	---	PROPERTY TAX CHARGEBACKS	9,000.00	0.00	0.00	9,000.00
10	R	---	213	-----	---	MOBILE HOME TAX	30,000.00	0.00	0.00	30,000.00
10	R	---	249	-----	---	TRANSPORTATION FEES-PRIVATE	25,000.00	4,329.66	7,944.52	17,055.48
10	R	---	271	-----	---	ADMISSIONS ATHL/SPRT	55,000.00	19,990.75	28,041.75	26,958.25
10	R	---	279	-----	---	OTH SCH ACTIVITY INC	105,000.00	10,115.00	72,546.00	32,454.00
10	R	---	280	-----	---	INT ON INVESTMENTS	475,000.00	13,462.72	234,968.67	240,031.33
10	R	---	291	-----	---	GIFTS, FUNDRAISING, CONTRIBU	0.00	7,500.00	27,500.00	-27,500.00
10	R	---	292	-----	---	STUDENT FEES	75,000.00	2,760.90	58,043.12	16,956.88
10	R	---	293	-----	---	RENTALS	55,000.00	15,903.00	31,641.85	23,358.15
10	R	---	297	-----	---	STUDENT FINES	500.00	0.00	752.66	-252.66
10	R	---	341	-----	---	NON-OPEN ENROLL GENERAL TUIT	5,000.00	0.00	0.00	5,000.00
10	R	---	345	-----	---	OPEN ENROLLMENT GEN. TUITION	2,209,407.00	0.00	0.00	2,209,407.00
10	R	---	515	-----	---	STATE AID TRANSIT/INT. SOURC	35,000.00	18,000.00	18,000.00	17,000.00
10	R	---	612	-----	---	TRANSPORTATION AID	183,885.00	0.00	0.00	183,885.00
10	R	---	613	-----	---	LIBRARY AID	425,000.00	0.00	0.00	425,000.00
10	R	---	618	-----	---	BILINGUAL STATE AID	376,834.00	313,685.61	313,685.61	63,148.39
10	R	---	619	-----	---	OTHER STATE CATEGORICAL AID	22,028.00	0.00	1,249.38	20,778.62
10	R	---	621	-----	---	EQUALIZATION AID	77,977,610.00	20,486,160.00	31,191,044.00	46,786,566.00
10	R	---	630	-----	---	SPECIAL PROJECT GRNT	462,178.00	0.00	0.00	462,178.00
10	R	---	641	-----	---	STATE TUITION PAYMENTS	206,006.00	0.00	0.00	206,006.00
10	R	---	650	-----	---	STATE SAGE AID	1,598,063.00	0.00	563,075.00	1,034,988.00
10	R	---	660	-----	---	STATE REV. THROUGH LOCAL GOV	35,000.00	0.00	0.00	35,000.00
10	R	---	691	-----	---	STATE TAX EXEMPT AID	1,669,470.00	0.00	0.00	1,669,470.00
10	R	---	695	-----	---	PER PUPIL AID	5,936,742.00	0.00	0.00	5,936,742.00
10	R	---	780	-----	---	FED AID STATE AGENCY. NOT DP	900,000.00	0.00	0.00	900,000.00
10	R	---	861	-----	---	EQUIPMENT SALES	50,000.00	7,092.02	24,519.07	25,480.93
10	R	---	964	-----	---	INSURANCE CLAIMS	0.00	0.00	29,791.12	-29,791.12
10	R	---	971	-----	---	REFUND OF PRIOR YEAR EXPENSE	375,000.00	0.00	36,086.81	338,913.19
10	R	---	972	-----	---	REFUND PROPERTY TAX & EQUALI	0.00	0.00	592.95	-592.95
10	R	---	990	-----	---	MISCELLANEOUS	175,000.00	13,189.83	100,212.25	74,787.75
10	-	---	---	-----	---	GENERAL FUND	112,682,230.00	20,912,189.49	32,739,694.76	79,942,535.24

Fd	T	Loc	Obj	Func	Prj	OBJECT	2024-25 Revised Budget	December 2024-25 Monthly Activity	2024-25 FYTD Activity	Unexpended Balance
10	E	---	131	-----	---	STRAIGHT TIME	27,900.00	0.00	14,747.13	13,152.87
10	E	---	161	-----	---	ADMIN SALARY	507,862.50	39,566.36	256,931.34	250,931.16
10	E	---	164	-----	---	OTHER PROF SALARIES	1,307,774.54	121,695.54	739,308.70	568,465.84
10	E	---	166	-----	---	PRINCIPALS SALARY	1,565,039.14	173,158.16	532,489.42	1,032,549.72
10	E	---	167	-----	---	ASSIST PRINC SALARY	413,124.09	62,025.74	186,077.22	227,046.87
10	E	---	171	-----	---	INSTR SUB TEACHERS	87,638.00	12,556.07	31,223.62	56,414.38
10	E	---	172	-----	---	OTHER CERT SALARIES	2,616,963.95	201,675.40	921,389.79	1,695,574.16
10	E	---	173	-----	---	SUB TEACHER SALARIES	659,407.50	62,837.53	199,068.64	460,338.86
10	E	---	174	-----	---	PROF HEALTH SALARIES	209,171.12	16,741.30	101,435.10	107,736.02
10	E	---	175	-----	---	TEACHERS SALARIES	33,575,431.09	2,469,880.71	11,537,810.23	22,037,620.86
10	E	---	176	-----	---	L-TERM SUB TCHRS	420,000.00	37,820.04	115,431.79	304,568.21
10	E	---	178	-----	---	COACHING SALARIES	948,691.66	84,899.93	445,122.90	503,568.76
10	E	---	180	-----	---	SUPPORT SALARIES	124,058.52	9,531.89	56,427.79	67,630.73
10	E	---	181	-----	---	CUSTODIAL SALARIES	4,730,610.99	350,620.16	2,133,281.86	2,597,329.13
10	E	---	182	-----	---	TEACHR AIDE SALARIES	3,175,041.85	287,510.40	1,144,481.05	2,030,560.80
10	E	---	184	-----	---	ATTENDANCE OFFICE	61,161.01	6,336.98	26,550.88	34,610.13
10	E	---	185	-----	---	OTHER MUNIC SALARIES	1,182,172.71	94,264.77	562,640.95	619,531.76
10	E	---	186	-----	---	SECR-CLER SALARIES	2,010,160.84	168,674.09	862,065.15	1,148,095.69
10	E	---	187	-----	---	MAINT WORKER SALARY	136,089.84	10,655.41	65,511.89	70,577.95
10	E	---	188	-----	---	TEACHER AIDE-ENROLLMENT	65,000.00	7,164.47	11,245.26	53,754.74
10	E	---	194	-----	---	OTHER SUPV SALARIES	278,968.56	21,701.94	127,739.22	151,229.34
10	E	---	195	-----	---	MISC PAYROLLS	125,000.00	9,275.91	36,019.86	88,980.14
10	E	---	212	-----	---	RET-EMPLR CONTRIBTN	3,757,938.94	282,669.71	1,346,572.77	2,411,366.17
10	E	---	218	-----	---	CONTR TO EMPLOYEE BENEFIT TR	1,249,741.36	93,352.75	418,756.55	830,984.81
10	E	---	219	-----	---	OTHER EMPLOYEE BENEFITS	20,000.00	0.00	0.00	20,000.00
10	E	---	221	-----	---	MEDICARE-EMPLOYER CONTRIBUTI	798,215.14	58,584.10	277,800.99	520,414.15
10	E	---	222	-----	---	S S EMPLR CON	3,403,705.30	250,440.05	1,188,923.75	2,214,781.55
10	E	---	230	-----	---	GROUP LIFE INS	101,811.25	9,503.59	39,472.68	62,338.57
10	E	---	243	-----	---	DENTAL INSURANCE	695,003.23	61,384.06	254,601.07	440,402.16
10	E	---	248	-----	---	HOSPITAL SURGICL INS	12,035,810.47	977,565.19	4,074,962.47	7,960,848.00
10	E	---	251	-----	---	DISABILITY INSURANCE	155,247.89	11,720.00	47,728.08	107,519.81
10	E	---	291	-----	---	COLLEGE CREDIT REIMB	40,000.00	0.00	9,386.58	30,613.42
10	E	---	293	-----	---	MISC BENEFITS	170,000.00	0.00	161,658.11	8,341.89
10	E	---	299	-----	---	MISC BENEFITS	8,000.00	0.00	16,271.00	8,271.00-
10	E	---	310	-----	---	PERSONAL SERVICES	965,571.22	44,698.87	520,342.13	445,229.09
10	E	---	321	-----	---	TECH RELATED REPAIRS & MAINT	63,800.00	1,890.41	38,541.60	25,258.40
10	E	---	324	-----	---	MAINTENANCE SERVICES	1,277,458.00	106,721.70	799,385.70	478,072.30
10	E	---	325	-----	---	VEHICLE AND EQUIPMENT RENTAL	12,700.00	1,289.66	21,963.28	9,263.28-
10	E	---	327	-----	---	CONSTRUCTION SERVICE	925,882.00	12,900.00	611,393.99	314,488.01
10	E	---	328	-----	---	BUILDING RENTAL	29,493.00	1,053.60	9,279.80	20,213.20

Fd	T	Loc	Obj	Func	Prj	OBJECT	2024-25 Revised Budget	December 2024-25 Monthly Activity	2024-25 FYTD Activity	Unexpended Balance
10	E	---	329	-----	---	CLEANING SERVICES	148,000.00	1,343.00	1,343.00	146,657.00
10	E	---	331	-----	---	GAS FOR HEAT	502,186.00	36,689.19	69,687.83	432,498.17
10	E	---	336	-----	---	ELECT NOT FOR HEAT	1,471,712.00	53,591.99	661,816.78	809,895.22
10	E	---	337	-----	---	WATER	114,910.00	34,733.31	89,768.48	25,141.52
10	E	---	338	-----	---	SEWER	79,189.00	33,515.70	88,339.96	9,150.96-
10	E	---	339	-----	---	OTHER UTILITIES	100,585.00	2,307.00	8,835.25	91,749.75
10	E	---	341	-----	---	PUPIL TRANSPORTATION	2,596,419.67	267,056.77	627,919.21	1,968,500.46
10	E	---	342	-----	---	EMPLOYEE TRAVEL	175,756.65	13,199.97	59,870.51	115,886.14
10	E	---	345	-----	---	PUPIL LODGING & MEALS	28,190.00	-2,467.90	2,095.26	26,094.74
10	E	---	348	-----	---	VEHICLE FUEL	364,800.00	24,855.33	61,931.91	302,868.09
10	E	---	351	-----	---	ADVERTISING	622.00	487.37	3,282.87	2,660.87-
10	E	---	352	-----	---	PHOTOGRAPHY	12,322.00	0.00	0.00	12,322.00
10	E	---	353	-----	---	POSTAGE	72,679.00	10,157.28	35,488.17	37,190.83
10	E	---	354	-----	---	PRINTING & BINDING	239,268.00	28,524.14	156,232.16	83,035.84
10	E	---	355	-----	---	TELEPHONE	114,301.00	4,591.97	48,477.65	65,823.35
10	E	---	358	-----	---	ON-LINE COMMUNICATIONS	216,864.00	7,328.81	43,286.10	173,577.90
10	E	---	359	-----	---	OTHER COMMUNICATIONS	26,995.00	0.00	0.00	26,995.00
10	E	---	360	-----	---	INFORMATION TECHNOLOGY	771,591.00	119,295.39	1,079,909.26	308,318.26-
10	E	---	362	-----	---	SOFTWARE AS A SERVICE	125,200.00	10.00	87,880.36	37,319.64
10	E	---	370	-----	---	EDUC SERV N-GOVT	0.00	0.00	25.00	25.00-
10	E	---	382	-----	---	PAYMENTS TO WI SCHOOL DISTRI	4,202,066.00	0.00	0.00	4,202,066.00
10	E	---	386	-----	---	PAYMENT TO CESA-SERVICES	169,713.00	2,469.00	96,853.57	72,859.43
10	E	---	387	-----	---	PAYMENTS TO STATE	3,730,956.67	0.00	5,404.62	3,725,552.05
10	E	---	389	-----	---	PAYMENT TO WTCS	719,762.60	6,300.00	37,082.05	682,680.55
10	E	---	411	-----	---	GENERAL SUPPLIES	1,213,498.30	74,556.87	356,075.34	857,422.96
10	E	---	413	-----	---	COMPUTER SUPPLIES	1,787.00	0.00	0.00	1,787.00
10	E	---	415	-----	---	FOOD	49,425.63	3,760.61	44,306.62	5,119.01
10	E	---	416	-----	---	MEDICAL SUPPLIES	17,666.00	1,052.78	7,987.53	9,678.47
10	E	---	417	-----	---	PAPER	63,810.00	-15,697.25	-46,368.63	110,178.63
10	E	---	420	-----	---	APPAREL	23,929.12	5,176.77	27,060.05	3,130.93-
10	E	---	431	-----	---	AUDIO-VISUAL MEDIA	4,878.00	2,482.35	3,612.34	1,265.66
10	E	---	432	-----	---	LIBRARY BOOKS	220,675.00	62,502.23	159,630.74	61,044.26
10	E	---	433	-----	---	NEWSPAPERS	553.00	0.00	274.27	278.73
10	E	---	434	-----	---	PERIODICALS	18,715.00	0.00	6,579.38	12,135.62
10	E	---	435	-----	---	COMPUTER SOFTWARE PROGRAMS	0.00	0.00	49.33	49.33-
10	E	---	439	-----	---	OTHER MEDIA	190,575.00	1,531.11	13,469.20	177,105.80
10	E	---	440	-----	---	N-CAPITAL EQUIPMENT	938,401.04	66,068.95	347,514.64	590,886.40
10	E	---	449	-----	---	OTHER NON-CAPITAL OBJECTS	712.00	0.00	0.00	712.00
10	E	---	460	-----	---	EQUIPMENT COMPONENTS	4,968.00	16.70	465.18	4,502.82
10	E	---	470	-----	---	TEXTBOOKS & WORKBOOKS	427,760.23	2,855.92	213,545.56	214,214.67

Fd	T	Loc	Obj	Func	Prj	OBJECT	2024-25 Revised Budget	December 2024-25 Monthly Activity	2024-25 FYTD Activity	Unexpended Balance
10	E	---	471	-----	---	TEXTBOOKS	0.00	0.00	728,761.05	728,761.05-
10	E	---	472	-----	---	WORKBOOKS	500.00	0.00	0.00	500.00
10	E	---	473	-----	---	SHEET MUSIC	15,840.00	3,464.49	8,157.36	7,682.64
10	E	---	479	-----	---	OTHER INSTRUCTIONAL BOOKS	200.00	0.00	223.48	23.48-
10	E	---	480	-----	---	NON-INSTRUCTIONAL COMPUTER S	242,535.00	389.06	24,726.77	217,808.23
10	E	---	481	-----	---	TECHNOLOGY SUPPLIES	6,000.00	90.00	3,880.91	2,119.09
10	E	---	482	-----	---	NON-CAPITAL HARDWARE	848,724.87	15,728.21	812,262.22	36,462.65
10	E	---	483	-----	---	NON-CAPITAL SOFTWARE	25,580.00	8,484.22	20,457.22	5,122.78
10	E	---	490	-----	---	OTHER NON-CAPITAL OBJECTS	700.00	0.00	1,833.36	1,133.36-
10	E	---	550	-----	---	EQUIPMENT ADDITION	0.00	6,523.00	6,523.00	6,523.00-
10	E	---	551	-----	---	EQUIP PURCHASE ADDN	11,461.00	-5,070.00	280.00	11,181.00
10	E	---	553	-----	---	EQUIP/VEHICLE PURCHASE	350,503.00	0.00	122,584.88	227,918.12
10	E	---	561	-----	---	EQUIPMENT REPLACE	15,117.00	0.00	0.00	15,117.00
10	E	---	563	-----	---	EQUIP/VEHICLE REPLACEMENT	0.00	0.00	45,754.50	45,754.50-
10	E	---	678	-----	---	CAPITAL LEASE PRINCIPAL	245,840.00	4,737.81	227,728.50	18,111.50
10	E	---	688	-----	---	CAPITAL LEASE INTEREST	0.00	1,526.42	11,311.29	11,311.29-
10	E	---	711	-----	---	DIST LIABILITY INS	73,212.00	0.00	66,393.00	6,819.00
10	E	---	712	-----	---	DIST PROPERTY INS	182,332.00	0.00	320,816.00	138,484.00-
10	E	---	713	-----	---	WORKERS COMPENSATION	650,331.00	49,862.59	352,152.05	298,178.95
10	E	---	730	-----	---	UNEMPLOYMENT COMP	31,828.00	0.00	3,377.76	28,450.24
10	E	---	827	-----	---	SPECIAL ED FUND TRANSFERS	11,414,764.30	0.00	0.00	11,414,764.30
10	E	---	838	-----	---	NON-REFERENDUM DEBT FUND TRA	88,545.00	0.00	0.00	88,545.00
10	E	---	940	-----	---	DUES & FEES	0.00	-3,846.00	670.00	670.00-
10	E	---	941	-----	---	DISTRICT DUES & FEES	90,837.00	13,847.46	100,751.50	9,914.50-
10	E	---	942	-----	---	EMPLOYEE DUES & FEES	1,380.00	25.00	3,917.80	2,537.80-
10	E	---	943	-----	---	PUPIL DUES & FEES	61,557.00	4,970.00	12,782.57	48,774.43
10	E	---	949	-----	---	OTHER DUES & FEES	0.00	0.00	51,975.00	51,975.00-
10	E	---	961	-----	---	CASH ADJUSTMENTS	0.00	-514.46	-514.46	514.46
10	E	---	972	-----	---	REFND RECPT N-AIDBLE	10,354.00	346.84	346.84	10,007.16
10	E	---	999	-----	---	OTHER MISCELLANEOUS	0.00	769.15	2,097.28	2,097.28-
10	-	---	---	-----	---	GENERAL FUND	113,467,228.79	7,111,995.64	37,273,021.77	76,194,207.02

Fd	T	Loc	Obj	Func	Prj	OBJECT	2024-25 Revised Budget	December 2024-25 Monthly Activity	2024-25 FYTD Activity	Unexpended Balance
11	R	---	630	-----	---	SPECIAL PROJECT GRNT	58,640.00	0.00	0.00	58,640.00
11	R	---	713	-----	---	VOCATIONAL EDUC ACT	94,587.00	11,815.42	37,556.33	57,030.67
11	R	---	730	-----	---	SPECIAL PROJ GRANT THROUGH D	4,015,662.00	65,297.96	2,245,304.63	1,770,357.37
11	R	---	751	-----	---	ESEA TITLE 1	1,646,670.00	0.00	0.00	1,646,670.00
11	-	---	---	-----	---	GENERAL GRANTS	5,815,559.00	77,113.38	2,282,860.96	3,532,698.04

Fd	T	Loc	Obj	Func	Prj	OBJECT	2024-25 Revised Budget	December 2024-25 Monthly Activity	2024-25 FYTD Activity	Unexpended Balance
11	E	---	164	-----	---	OTHER PROF SALARIES	10,222.00	0.00	10,204.28	17.72
11	E	---	166	-----	---	PRINCIPALS SALARY	801,173.72	2,740.40	603,781.85	197,391.87
11	E	---	167	-----	---	ASSIST PRINC SALARY	391,060.46	0.00	217,090.09	173,970.37
11	E	---	171	-----	---	INSTR SUB TEACHERS	12,362.00	1,825.60	5,140.80	7,221.20
11	E	---	173	-----	---	SUB TEACHER SALARIES	15,592.50	0.00	0.00	15,592.50
11	E	---	175	-----	---	TEACHERS SALARIES	1,814,730.06	56,711.59	496,821.67	1,317,908.39
11	E	---	176	-----	---	L-TERM SUB TCHRS	0.00	2,585.00	5,650.00	5,650.00-
11	E	---	182	-----	---	TEACHR AIDE SALARIES	69,320.52	7,365.89	49,591.37	19,729.15
11	E	---	185	-----	---	OTHER MUNIC SALARIES	109,293.67	9,443.76	43,006.94	66,286.73
11	E	---	186	-----	---	SECR-CLER SALARIES	0.00	0.00	-3.35	3.35
11	E	---	212	-----	---	RET-EMPLR CONTRIBTN	80,430.39	5,255.96	94,353.96	13,923.57-
11	E	---	218	-----	---	CONTR TO EMPLOYEE BENEFIT TR	25,496.83	1,588.96	66,600.15	41,103.32-
11	E	---	221	-----	---	MEDICARE-EMPLOYER CONTRIBUTI	16,908.74	1,113.80	19,794.79	2,886.05-
11	E	---	222	-----	---	S S EEMPLR CON	72,299.43	4,762.39	83,490.62	11,191.19-
11	E	---	230	-----	---	GROUP LIFE INS	3,308.04	251.12	2,594.12	713.92
11	E	---	243	-----	---	DENTAL INSURANCE	16,091.69	1,144.32	14,513.49	1,578.20
11	E	---	248	-----	---	HOSPITAL SURGICL INS	260,366.06	16,625.21	276,449.14	16,083.08-
11	E	---	251	-----	---	DISABILITY INSURANCE	3,093.89	204.04	3,421.88	327.99-
11	E	---	291	-----	---	COLLEGE CREDIT REIMB	0.00	0.00	39,427.68	39,427.68-
11	E	---	310	-----	---	PERSONAL SERVICES	432,398.50	11,050.00	67,587.80	364,810.70
11	E	---	321	-----	---	TECH RELATED REPAIRS & MAINT	6,673.00	0.00	0.00	6,673.00
11	E	---	341	-----	---	PUPIL TRANSPORTATION	13,841.00	72.65	744.62	13,096.38
11	E	---	342	-----	---	EMPLOYEE TRAVEL	31,000.00	4,895.40	9,344.34	21,655.66
11	E	---	343	-----	---	CONTRCT SERV TRAVEL	0.00	0.00	727.72	727.72-
11	E	---	354	-----	---	PRINTING & BINDING	0.00	115.93	1,238.59	1,238.59-
11	E	---	360	-----	---	INFORMATION TECHNOLOGY	59,070.00	5,000.00	36,206.08	22,863.92
11	E	---	362	-----	---	SOFTWARE AS A SERVICE	741,510.75	1,231.00	592,866.01	148,644.74
11	E	---	371	-----	---	INSTR PAYMENTS-PRIV VENDOR	16,280.00	0.00	0.00	16,280.00
11	E	---	386	-----	---	PAYMENT TO CESA-SERVICES	2,026.00	0.00	4,350.00	2,324.00-
11	E	---	387	-----	---	PAYMENTS TO STATE	0.00	0.00	1,358.53	1,358.53-
11	E	---	410	-----	---	SUPPLIES & MATERIALS	5,560.00	0.00	0.00	5,560.00
11	E	---	411	-----	---	GENERAL SUPPLIES	156,371.94	6,540.63	68,386.16	87,985.78
11	E	---	415	-----	---	FOOD	714.98	599.39	2,158.95	1,443.97-
11	E	---	417	-----	---	PAPER	0.00	16.50	359.50	359.50-
11	E	---	440	-----	---	N-CAPITAL EQUIPMENT	415,190.73	15,176.16	115,968.29	299,222.44
11	E	---	470	-----	---	TEXTBOOKS & WORKBOOKS	35,906.10	4,639.01	68,061.54	32,155.44-
11	E	---	482	-----	---	NON-CAPITAL HARDWARE	170,118.00	0.00	4,167.66	165,950.34
11	E	---	483	-----	---	NON-CAPITAL SOFTWARE	17,007.00	0.00	0.00	17,007.00
11	E	---	490	-----	---	OTHER NON-CAPITAL OBJECTS	141.00	0.00	0.00	141.00
11	E	---	553	-----	---	EQUIP/VEHICLE PURCHASE	0.00	60.00	118,733.72	118,733.72-

Fd	T	Loc	Obj	Func	Prj	OBJECT	2024-25 Revised Budget	December 2024-25 Monthly Activity	2024-25 FYTD Activity	Unexpended Balance
11	E	---	940	-----	---	DUES & FEES	0.00	0.00	700.00	700.00-
11	E	---	941	-----	---	DISTRICT DUES & FEES	0.00	0.00	11,706.00	11,706.00-
11	E	---	999	-----	---	OTHER MISCELLANEOUS	0.00	-531.65	-634.78	634.78
11	-	---	---	-----	---	GENERAL GRANTS	5,805,559.00	160,483.06	3,135,960.21	2,669,598.79

Fd	T	Loc	Obj	Func	Prj	OBJECT	2024-25 Revised Budget	December 2024-25 Monthly Activity	2024-25 FYTD Activity	Unexpended Balance
21	R	---	279	-----	---	OTH SCH ACTIVITY INC	2,200,000.00	186,507.54	2,407,675.78	-207,675.78
21	R	---	291	-----	---	GIFTS, FUNDRAISING, CONTRIBU	100,000.00	17,697.00	44,695.88	55,304.12
21	-	---	---	-----	---	DONATIONS	2,300,000.00	204,204.54	2,452,371.66	-152,371.66

Fd	T	Loc	Obj	Func	Prj	OBJECT	2024-25 Revised Budget	December 2024-25 Monthly Activity	2024-25 FYTD Activity	Unexpended Balance
21	E	---	175	-----	---	TEACHERS SALARIES	0.00	0.00	2,522.00	2,522.00-
21	E	---	212	-----	---	RET-EMPLR CONTRIBTN	0.00	0.00	174.03	174.03-
21	E	---	221	-----	---	MEDICARE-EMPLOYER CONTRIBUTI	0.00	0.00	35.83	35.83-
21	E	---	222	-----	---	S S EMPLR CON	0.00	0.00	153.25	153.25-
21	E	---	310	-----	---	PERSONAL SERVICES	0.00	4,401.98	88,570.40	88,570.40-
21	E	---	328	-----	---	BUILDING RENTAL	6,513.00	0.00	0.00	6,513.00
21	E	---	341	-----	---	PUPIL TRANSPORTATION	0.00	896.25	51,293.21	51,293.21-
21	E	---	342	-----	---	EMPLOYEE TRAVEL	0.00	895.89	2,565.33	2,565.33-
21	E	---	345	-----	---	PUPIL LODGING & MEALS	0.00	35,667.39	58,553.74	58,553.74-
21	E	---	353	-----	---	POSTAGE	0.00	219.00	269.00	269.00-
21	E	---	354	-----	---	PRINTING & BINDING	213.00	24.45	1,572.18	1,359.18-
21	E	---	360	-----	---	INFORMATION TECHNOLOGY	0.00	150.00	1,881.00	1,881.00-
21	E	---	370	-----	---	EDUC SERV N-GOVT	0.00	0.00	193,010.00	193,010.00-
21	E	---	411	-----	---	GENERAL SUPPLIES	2,231,921.00	52,940.21	1,582,607.31	649,313.69
21	E	---	415	-----	---	FOOD	7,333.00	51,443.66	165,038.59	157,705.59-
21	E	---	420	-----	---	APPAREL	0.00	10,414.85	129,564.07	129,564.07-
21	E	---	440	-----	---	N-CAPITAL EQUIPMENT	54,020.00	9,486.07	53,665.58	354.42
21	E	---	550	-----	---	EQUIPMENT ADDITION	0.00	40,000.00	40,000.00	40,000.00-
21	E	---	940	-----	---	DUES & FEES	0.00	11,679.37	77,792.66	77,792.66-
21	E	---	941	-----	---	DISTRICT DUES & FEES	0.00	3,416.76	6,116.76	6,116.76-
21	E	---	943	-----	---	PUPIL DUES & FEES	0.00	120.95	74,228.14	74,228.14-
21	-	---	---	-----	---	DONATIONS	2,300,000.00	221,756.83	2,529,613.08	229,613.08-

Fd	T	Loc	Obj	Func	Prj	OBJECT	2024-25 Revised Budget	December 2024-25 Monthly Activity	2024-25 FYTD Activity	Unexpended Balance
27	R	---	110	-----	---	GENERAL	11,414,764.00	0.00	0.00	11,414,764.00
27	R	---	346	-----	---	NON-OPEN ENROLL SP ED TUITIO	35,000.00	0.00	0.00	35,000.00
27	R	---	611	-----	---	HANDICAPPED AID	5,479,540.00	752,659.00	1,504,611.00	3,974,929.00
27	R	---	625	-----	---	HIGH COST SPECIAL EDUC AID	135,000.00	0.00	0.00	135,000.00
27	R	---	697	-----	---	AID FOR SPECIAL ED TRANSITIO	35,000.00	0.00	0.00	35,000.00
27	R	---	730	-----	---	SPECIAL PROJ GRANT THROUGH D	2,073,336.00	102,224.62	270,480.24	1,802,855.76
27	R	---	780	-----	---	FED AID STATE AGENCY. NOT DP	515,000.00	63,657.80	153,071.64	361,928.36
27	-	---	---	-----	---	SPECIAL EDUCATION	19,687,640.00	918,541.42	1,928,162.88	17,759,477.12

Fd	T	Loc	Obj	Func	Prj	OBJECT	2024-25 Revised Budget	December 2024-25 Monthly Activity	2024-25 FYTD Activity	Unexpended Balance
27	E	---	164	-----	---	OTHER PROF SALARIES	267,287.16	20,560.56	133,778.65	133,508.51
27	E	---	171	-----	---	INSTR SUB TEACHERS	15,000.00	505.00	785.00	14,215.00
27	E	---	172	-----	---	OTHER CERT SALARIES	1,376,128.24	104,638.08	477,619.18	898,509.06
27	E	---	173	-----	---	SUB TEACHER SALARIES	100,000.00	11,115.40	40,665.30	59,334.70
27	E	---	174	-----	---	PROF HEALTH SALARIES	85,436.08	6,838.02	41,127.00	44,309.08
27	E	---	175	-----	---	TEACHERS SALARIES	7,894,717.07	606,790.45	2,721,219.18	5,173,497.89
27	E	---	176	-----	---	L-TERM SUB TCHRS	76,500.00	660.00	8,360.00	68,140.00
27	E	---	182	-----	---	TEACHR AIDE SALARIES	2,452,073.70	242,899.80	898,797.24	1,553,276.46
27	E	---	185	-----	---	OTHER MUNIC SALARIES	237,716.26	21,913.18	83,324.16	154,392.10
27	E	---	186	-----	---	SECR-CLER SALARIES	86,894.72	8,420.53	47,942.43	38,952.29
27	E	---	212	-----	---	RET-EMPLR CONTRIBTN	861,206.18	69,355.86	302,727.14	558,479.04
27	E	---	218	-----	---	CONTR TO EMPLOYEE BENEFIT TR	245,236.70	18,965.94	87,598.66	157,638.04
27	E	---	221	-----	---	MEDICARE-EMPLOYER CONTRIBUTI	181,474.87	13,926.00	60,667.76	120,807.11
27	E	---	222	-----	---	S S EEMPLR CON	775,959.50	59,545.19	259,404.94	516,554.56
27	E	---	230	-----	---	GROUP LIFE INS	20,705.88	1,852.98	7,261.75	13,444.13
27	E	---	243	-----	---	DENTAL INSURANCE	181,022.74	14,669.23	58,966.71	122,056.03
27	E	---	248	-----	---	HOSPITAL SURGICL INS	2,843,893.91	240,175.03	952,350.13	1,891,543.78
27	E	---	251	-----	---	DISABILITY INSURANCE	38,734.99	2,821.93	11,545.17	27,189.82
27	E	---	310	-----	---	PERSONAL SERVICES	204,357.00	62,249.58	122,765.83	81,591.17
27	E	---	321	-----	---	TECH RELATED REPAIRS & MAINT	1,041.00	649.00	1,038.99	2.01
27	E	---	324	-----	---	MAINTENANCE SERVICES	3,333.00	-380.00	715.00	2,618.00
27	E	---	328	-----	---	BUILDING RENTAL	122,491.00	1,580.40	12,748.45	109,742.55
27	E	---	341	-----	---	PUPIL TRANSPORTATION	973,296.00	98,778.59	194,628.38	778,667.62
27	E	---	342	-----	---	EMPLOYEE TRAVEL	86,883.00	0.00	1,948.59	84,934.41
27	E	---	343	-----	---	CONTRCT SERV TRAVEL	417.00	0.00	0.00	417.00
27	E	---	348	-----	---	VEHICLE FUEL	82,952.00	7,319.15	14,386.73	68,565.27
27	E	---	353	-----	---	POSTAGE	5,685.00	403.47	882.29	4,802.71
27	E	---	354	-----	---	PRINTING & BINDING	135,098.00	1,346.98	5,822.58	129,275.42
27	E	---	355	-----	---	TELEPHONE	5,208.00	27.47	935.54	4,272.46
27	E	---	360	-----	---	INFORMATION TECHNOLOGY	0.00	-7.00	8,349.18	8,349.18-
27	E	---	362	-----	---	SOFTWARE AS A SERVICE	63,743.00	1,007.00	93,349.35	29,606.35-
27	E	---	371	-----	---	INSTR PAYMENTS-PRIV VENDOR	0.00	255.00	255.00	255.00-
27	E	---	373	-----	---	INSTR PAYMENTS-PRIV SCHOOLS	0.00	41,445.00	41,445.00	41,445.00-
27	E	---	382	-----	---	PAYMENTS TO WI SCHOOL DISTRI	0.00	19,831.70	19,831.70	19,831.70-
27	E	---	383	-----	---	PAYMENT TO CCDEB	42,008.00	0.00	0.00	42,008.00
27	E	---	386	-----	---	PAYMENT TO CESA-SERVICES	46,622.00	0.00	144,237.00	97,615.00-
27	E	---	387	-----	---	PAYMENTS TO STATE	1,958.00	0.00	0.00	1,958.00
27	E	---	389	-----	---	PAYMENT TO WTCS	131,236.00	0.00	0.00	131,236.00
27	E	---	411	-----	---	GENERAL SUPPLIES	6,401.00	1,063.10	9,773.27	3,372.27-
27	E	---	415	-----	---	FOOD	0.00	153.84	943.37	943.37-

Fd	T	Loc	Obj	Func	Prj	OBJECT	2024-25 Revised Budget	December 2024-25 Monthly Activity	2024-25 FYTD Activity	Unexpended Balance
27	E	---	416	-----	---	MEDICAL SUPPLIES	0.00	0.00	31.02	31.02-
27	E	---	440	-----	---	N-CAPITAL EQUIPMENT	0.00	8,053.82	23,450.14	23,450.14-
27	E	---	470	-----	---	TEXTBOOKS & WORKBOOKS	0.00	0.00	20,843.94	20,843.94-
27	E	---	471	-----	---	TEXTBOOKS	0.00	25.00	2,601.70	2,601.70-
27	E	---	472	-----	---	WORKBOOKS	0.00	0.00	283.96	283.96-
27	E	---	481	-----	---	TECHNOLOGY SUPPLIES	0.00	1,685.95	6,615.95	6,615.95-
27	E	---	482	-----	---	NON-CAPITAL HARDWARE	0.00	4,959.83	5,274.80	5,274.80-
27	E	---	483	-----	---	NON-CAPITAL SOFTWARE	0.00	-2,780.00	0.00	0.00
27	E	---	490	-----	---	OTHER NON-CAPITAL OBJECTS	3,800.00	1,825.13	13,031.28	9,231.28-
27	E	---	936	-----	---	SP EDUC AID TRANSITED TO OTH	20,000.00	0.00	0.00	20,000.00
27	E	---	941	-----	---	DISTRICT DUES & FEES	0.00	0.00	1,579.75	1,579.75-
27	E	---	942	-----	---	EMPLOYEE DUES & FEES	2,916.00	528.00	868.00	2,048.00
27	E	---	943	-----	---	PUPIL DUES & FEES	1,854.00	0.00	0.00	1,854.00
27	E	---	949	-----	---	OTHER DUES & FEES	6,353.00	600.00	3,188.00	3,165.00
27	E	---	999	-----	---	OTHER MISCELLANEOUS	0.00	0.00	475.00	475.00-
27	-	---	---	-----	---	SPECIAL EDUCATION	19,687,640.00	1,696,274.19	6,946,440.19	12,741,199.81

Fd	T	Loc	Obj	Func	Prj	OBJECT	2024-25 Revised Budget	December 2024-25 Monthly Activity	2024-25 FYTD Activity	Unexpended Balance
38	R	---	110	-----	---	GENERAL	88,545.00	0.00	0.00	88,545.00
38	R	---	211	-----	---	CURRENT PROPERTY TAX	2,098,765.00	0.00	0.00	2,098,765.00
38	R	---	280	-----	---	INT ON INVESTMENTS	0.00	46.95	498.65	-498.65
38	-	---	---	-----	---	NON-REFERENDUM DEBT SERVICE	2,187,310.00	46.95	498.65	2,186,811.35

Fd	T	Loc	Obj	Func	Prj	OBJECT	2024-25 Revised Budget	December 2024-25 Monthly Activity	2024-25 FYTD Activity	Unexpended Balance
38	E	---	673	-----	---	PRINC L-TERM LOANS	2,115,000.00	0.00	0.00	2,115,000.00
38	E	---	683	-----	---	INT L-TERM LOANS	98,585.00	0.00	49,292.50	49,292.50
38	-	---	---	-----	---	NON-REFERENDUM DEBT SERVICE	2,213,585.00	0.00	49,292.50	2,164,292.50

Fd	T	Loc	Obj	Func	Prj	OBJECT	2024-25 Revised Budget	December 2024-25 Monthly Activity	2024-25 FYTD Activity	Unexpended Balance
39	R	---	211	-----	---	CURRENT PROPERTY TAX	22,275,000.00	0.00	0.00	22,275,000.00
39	R	---	280	-----	---	INT ON INVESTMENTS	0.00	21,906.43	134,392.64	-134,392.64
39	-	---	---	-----	---	DEBT SERVICE-REFERENDUM APPR	22,275,000.00	21,906.43	134,392.64	22,140,607.36

Fd	T	Loc	Obj	Func	Prj	OBJECT	2024-25 Revised Budget	December 2024-25 Monthly Activity	2024-25 FYTD Activity	Unexpended Balance
39	E	---	675	-----	---	PRINC L-TERM BONDS	18,241,225.50	0.00	0.00	18,241,225.50
39	E	---	685	-----	---	INT L-TERM BONDS	4,103,774.50	0.00	2,051,887.50	2,051,887.00
39	-	---	---	-----	---	DEBT SERVICE-REFERENDUM APPR	22,345,000.00	0.00	2,051,887.50	20,293,112.50

Fd	T	Loc	Obj	Func	Prj	OBJECT	2024-25 Revised Budget	December 2024-25 Monthly Activity	2024-25 FYTD Activity	Unexpended Balance
46	R	---	280	-----	---	INT ON INVESTMENTS	5,000.00	9,261.61	49,977.17	-44,977.17
46	-	---	---	-----	---	LONG TERM CAPITAL IMPR TRUST	5,000.00	9,261.61	49,977.17	-44,977.17

Fd	T	Loc	Obj	Func	Prj	OBJECT	2024-25 Revised Budget	December 2024-25 Monthly Activity	2024-25 FYTD Activity	Unexpended Balance
49	R	---	280	-----	---	INT ON INVESTMENTS	2,000,000.00	113,603.74	1,662,084.64	337,915.36
49	R	---	957	-----	---	UNREALIZED GAINS ON INVESTME	0.00	1,928.21	135,244.31	-135,244.31
49	-	---	---	-----	---	OTHER CAPITAL PROJECTS FUND	2,000,000.00	115,531.95	1,797,328.95	202,671.05

Fd	T	Loc	Obj	Func	Prj	OBJECT	2024-25 Revised Budget	December 2024-25 Monthly Activity	2024-25 FYTD Activity	Unexpended Balance
49	E	---	327	-----	---	CONSTRUCTION SERVICE	66,756,925.00	5,968,195.41	21,726,101.03	45,030,823.97
49	E	---	712	-----	---	DIST PROPERTY INS	0.00	0.00	35,500.00	35,500.00-
49	E	---	941	-----	---	DISTRICT DUES & FEES	0.00	5,894.10	18,207.43	18,207.43-
49	E	---	964	-----	---	REALIZED LOSSES ON INVESTMEN	0.00	0.00	1,441.17	1,441.17-
49	E	---	998	-----	---	UNREALIZED LOSSES ON INVESTM	0.00	4,709.60	33,423.05	33,423.05-
49	-	---	---	-----	---	OTHER CAPITAL PROJECTS FUND	66,756,925.00	5,978,799.11	21,814,672.68	44,942,252.32

Fd	T	Loc	Obj	Func	Prj	OBJECT	2024-25 Revised Budget	December 2024-25 Monthly Activity	2024-25 FYTD Activity	Unexpended Balance
50	R	---	251	-----	---	PUPILS	1,215,000.00	0.00	286,098.37	928,901.63
50	R	---	252	-----	---	ADULTS	31,000.00	0.00	6,383.45	24,616.55
50	R	---	259	-----	---	OTH FOOD SERV SALES	125,000.00	0.00	93,294.88	31,705.12
50	R	---	280	-----	---	INT ON INVESTMENTS	15,000.00	0.00	0.00	15,000.00
50	R	---	617	-----	---	FOOD SERVICE AID	65,000.00	0.00	0.00	65,000.00
50	R	---	714	-----	---	USDA COMMODITIES	403,500.00	0.00	0.00	403,500.00
50	R	---	717	-----	---	FEDERAL FOOD SERVICE AID	3,250,000.00	320,935.73	1,106,946.31	2,143,053.69
50	R	---	730	-----	---	SPECIAL PROJ GRANT THROUGH D	30,000.00	12,121.00	17,489.30	12,510.70
50	R	---	861	-----	---	EQUIPMENT SALES	5,000.00	0.00	0.00	5,000.00
50	-	---	---	-----	---	FOOD SERVICE FUND	5,139,500.00	333,056.73	1,510,212.31	3,629,287.69

Fd	T	Loc	Obj	Func	Prj	OBJECT	2024-25 Revised Budget	December 2024-25 Monthly Activity	2024-25 FYTD Activity	Unexpended Balance
50	E	---	181	-----	---	CUSTODIAL SALARIES	63,276.84	4,893.02	28,882.63	34,394.21
50	E	---	183	-----	---	COOKS SALARIES	1,339,240.51	141,837.05	553,776.86	785,463.65
50	E	---	185	-----	---	OTHER MUNIC SALARIES	65,577.83	5,044.44	29,762.20	35,815.63
50	E	---	186	-----	---	SECR-CLER SALARIES	72,999.09	5,593.80	33,197.85	39,801.24
50	E	---	191	-----	---	FOOD SERVICE SUPVSR	93,375.92	7,182.76	46,687.94	46,687.98
50	E	---	212	-----	---	RET-EMPLR CONTRIBTN	100,447.22	9,783.56	43,001.71	57,445.51
50	E	---	218	-----	---	CONTR TO EMPLOYEE BENEFIT TR	7,003.20	538.70	3,501.55	3,501.65
50	E	---	221	-----	---	MEDICARE-EMPLOYER CONTRIBUTI	23,416.31	2,238.61	9,460.48	13,955.83
50	E	---	222	-----	---	S S EEMPLR CON	100,125.02	9,572.12	40,451.54	59,673.48
50	E	---	230	-----	---	GROUP LIFE INS	3,753.25	359.26	1,454.57	2,298.68
50	E	---	243	-----	---	DENTAL INSURANCE	23,929.44	2,573.50	9,830.30	14,099.14
50	E	---	248	-----	---	HOSPITAL SURGICL INS	422,746.64	38,610.88	155,784.81	266,961.83
50	E	---	251	-----	---	DISABILITY INSURANCE	4,638.03	363.89	1,564.11	3,073.92
50	E	---	310	-----	---	PERSONAL SERVICES	19,791.00	0.00	-279.11	20,070.11
50	E	---	324	-----	---	MAINTENANCE SERVICES	33,956.00	2,499.67	26,058.06	7,897.94
50	E	---	342	-----	---	EMPLOYEE TRAVEL	1,989.00	0.00	1,162.55	826.45
50	E	---	348	-----	---	VEHICLE FUEL	582.00	0.00	0.00	582.00
50	E	---	353	-----	---	POSTAGE	0.00	110.05	2,355.23	2,355.23-
50	E	---	354	-----	---	PRINTING & BINDING	6,015.00	292.73	2,320.96	3,694.04
50	E	---	360	-----	---	INFORMATION TECHNOLOGY	0.00	0.00	27,669.50	27,669.50-
50	E	---	387	-----	---	PAYMENTS TO STATE	2,667.00	18.39	2,286.83	380.17
50	E	---	411	-----	---	GENERAL SUPPLIES	113,831.00	13,499.88	64,363.90	49,467.10
50	E	---	415	-----	---	FOOD	2,649,906.00	234,870.27	961,257.93	1,688,648.07
50	E	---	417	-----	---	PAPER	0.00	0.00	94.50	94.50-
50	E	---	420	-----	---	APPAREL	2,155.00	0.00	712.90	1,442.10
50	E	---	440	-----	---	N-CAPITAL EQUIPMENT	65,241.00	3,973.74	17,189.32	48,051.68
50	E	---	480	-----	---	NON-INSTRUCTIONAL COMPUTER S	18,867.00	0.00	425.00	18,442.00
50	E	---	551	-----	---	EQUIP PURCHASE ADDN	0.00	0.00	11,248.86	11,248.86-
50	E	---	561	-----	---	EQUIPMENT REPLACE	0.00	26,963.00	26,963.00	26,963.00-
50	E	---	941	-----	---	DISTRICT DUES & FEES	6,500.00	34.00	3,771.50	2,728.50
50	-	---	---	-----	---	FOOD SERVICE FUND	5,242,029.30	510,853.32	2,104,957.48	3,137,071.82

Fd	T	Loc	Obj	Func	Prj	OBJECT	2024-25 Revised Budget	December 2024-25 Monthly Activity	2024-25 FYTD Activity	Unexpended Balance
72	R	---	291	-----	---	GIFTS, FUNDRAISING, CONTRIBU	0.00	0.00	9,107.82	-9,107.82
72	-	---	---	-----	---	EXP/NONEXP TRUST FUNDS	0.00	0.00	9,107.82	-9,107.82

Fd	T	Loc	Obj	Func	Prj	OBJECT	2024-25 Revised Budget	December 2024-25 Monthly Activity	2024-25 FYTD Activity	Unexpended Balance
72	E	---	991	-----	---	TRUST FUND EXPENDITURES	0.00	0.00	29,200.00	29,200.00-
72	-	---	---	-----	---	EXP/NONEXP TRUST FUNDS	0.00	0.00	29,200.00	29,200.00-

Fd	T	Loc	Obj	Func	Prj	OBJECT	2024-25 Revised Budget	December 2024-25 Monthly Activity	2024-25 FYTD Activity	Unexpended Balance
80	R	---	211	-----	---	CURRENT PROPERTY TAX	792,200.00	0.00	0.00	792,200.00
80	-	---	---	-----	---	COMMUNITY SERVICES	792,200.00	0.00	0.00	792,200.00

Number of Accounts: 473

***** End of report *****

Fd	T	Loc	Obj	Func	Prj	OBJECT	2024-25 Revised Budget	December 2024-25 Monthly Activity	2024-25 FYTD Activity	Unexpended Balance
80	E	---	175	-----	---	TEACHERS SALARIES	33,933.60	2,610.28	11,746.26	22,187.34
80	E	---	182	-----	---	TEACHR AIDE SALARIES	0.00	2,599.57	40,084.80	40,084.80-
80	E	---	185	-----	---	OTHER MUNIC SALARIES	122,801.37	16,552.73	78,802.78	43,998.59
80	E	---	186	-----	---	SECR-CLER SALARIES	11,605.11	1,051.36	5,177.51	6,427.60
80	E	---	212	-----	---	RET-EMPLR CONTRIBTN	10,221.18	1,370.38	8,407.47	1,813.71
80	E	---	218	-----	---	CONTR TO EMPLOYEE BENEFIT TR	848.34	65.26	293.67	554.67
80	E	---	221	-----	---	MEDICARE-EMPLOYER CONTRIBUTI	2,424.59	321.36	1,914.06	510.53
80	E	---	222	-----	---	S S EMLPR CON	10,367.24	1,374.20	8,183.92	2,183.32
80	E	---	230	-----	---	GROUP LIFE INS	420.20	34.70	149.98	270.22
80	E	---	243	-----	---	DENTAL INSURANCE	1,980.19	94.10	732.37	1,247.82
80	E	---	248	-----	---	HOSPITAL SURGICL INS	24,425.48	591.76	9,344.70	15,080.78
80	E	---	251	-----	---	DISABILITY INSURANCE	480.14	40.10	167.95	312.19
80	E	---	310	-----	---	PERSONAL SERVICES	248,128.56	6,725.00	48,852.02	199,276.54
80	E	---	341	-----	---	PUPIL TRANSPORTATION	0.00	0.00	3,186.72	3,186.72-
80	E	---	342	-----	---	EMPLOYEE TRAVEL	0.00	0.00	828.05	828.05-
80	E	---	353	-----	---	POSTAGE	0.00	4.52	4.52	4.52-
80	E	---	354	-----	---	PRINTING & BINDING	0.00	82.20	1,376.83	1,376.83-
80	E	---	355	-----	---	TELEPHONE	0.00	287.17	1,992.25	1,992.25-
80	E	---	381	-----	---	PAYMENT TO MUNICIPALITY	270,000.00	0.00	-0.02	270,000.02
80	E	---	411	-----	---	GENERAL SUPPLIES	54,564.00	-349.32	-2,036.56	56,600.56
80	E	---	415	-----	---	FOOD	0.00	32.33	686.10	686.10-
80	E	---	440	-----	---	N-CAPITAL EQUIPMENT	0.00	0.00	702.95	702.95-
80	-	---	---	-----	---	COMMUNITY SERVICES	792,200.00	33,487.70	220,598.33	571,601.67

Number of Accounts: 11635

***** End of report *****

BALANCE SHEET SUMMARY

December 31, 2024

ASSETS

General Fund	\$8,557,973.32
Special Education	(\$4,856,884.35)
HRA Account	\$2,925.31
Petty Cash Fund	\$249.00
Investments	
General Fund	\$19,341,162.89
Interest Receivable	\$543.63
Accounts Receivable	\$76,249.98
<u>TOTAL ASSETS</u>	<u>\$23,122,219.78</u>

LIABILITIES

Salaries and Benefits Payable	\$3,142,402.45
Accounts Payable	\$134,381.92
<u>TOTAL LIABILITIES</u>	<u>\$3,276,784.37</u>

EQUITY - FUND BALANCE

General Fund Balance	\$18,635,866.45
Special Education	(\$5,018,276.98)
<u>TOTAL FUND BALANCE</u>	<u>\$13,617,589.47</u>
Restricted for Insurance Claims	\$6,227,845.94
<u>TOTAL EQUITY - FUND BALANCE</u>	<u>\$19,845,435.41</u>
<u>TOTAL EQUITY AND LIABILITIES</u>	<u>\$23,122,219.78</u>

Fd	T	Loc	Obj	Func	Prj	OBJECT	2024-25 Revised Budget	December 2024-25 Monthly Activity	2024-25 FYTD Activity	Unexpended Balance
10	R	---	2--	-----	---	REVENUE FROM LOCAL SOURCES	20,040,007.00	74,062.03	461,438.57	19,578,568.43
10	R	---	3--	-----	---	INTER DISTRICT PAYMENTS	2,214,407.00	0.00	0.00	2,214,407.00
10	R	---	5--	-----	---	REVENUE FROM INTER. SOURCES	35,000.00	18,000.00	18,000.00	17,000.00
10	R	---	6--	-----	---	REVENUE FROM STATE	88,892,816.00	20,799,845.61	32,069,053.99	56,823,762.01
10	R	---	7--	-----	---	REVENUE FROM FEDERAL	900,000.00	0.00	0.00	900,000.00
10	R	---	8--	-----	---	OTHER FINANCING	50,000.00	7,092.02	24,519.07	25,480.93
10	R	---	9--	-----	---	OTHER REVENUE	550,000.00	13,189.83	166,683.13	383,316.87
10	-	---	---	-----	---	GENERAL FUND	112,682,230.00	20,912,189.49	32,739,694.76	79,942,535.24

Fd	T	Loc	Obj	Func	Prj	OBJECT	2024-25 Revised Budget	December 2024-25 Monthly Activity	2024-25 FYTD Activity	Unexpended Balance
10	E	---	1--	-----	---	SALARIES	54,227,267.91	4,248,592.80	20,106,999.79	34,120,268.12
10	E	---	2--	-----	---	EMPLOYEE BENEFITS	22,435,473.58	1,745,219.45	7,836,134.05	14,599,339.53
10	E	---	3--	-----	---	PURCHASED SERVICES	19,258,992.81	812,542.56	5,266,436.50	13,992,556.31
10	E	---	4--	-----	---	NON-CAPITAL OBJECTS	4,317,433.19	232,463.02	2,734,503.92	1,582,929.27
10	E	---	5--	-----	---	CAPITAL OBJECTS	377,081.00	1,453.00	175,142.38	201,938.62
10	E	---	6--	-----	---	DEBT RETIREMENT	245,840.00	6,264.23	239,039.79	6,800.21
10	E	---	7--	-----	---	INSURANCE & JUDGEMENTS	937,703.00	49,862.59	742,738.81	194,964.19
10	E	---	8--	-----	---	OPERATING TRANSFERS - OUT	11,503,309.30	0.00	0.00	11,503,309.30
10	E	---	9--	-----	---	OTHER OBJECTS	164,128.00	15,597.99	172,026.53	7,898.53-
10	-	---	---	-----	---	GENERAL FUND	113,467,228.79	7,111,995.64	37,273,021.77	76,194,207.02

Fd	T	Loc	Obj	Func	Prj	OBJECT	2024-25 Revised Budget	December 2024-25 Monthly Activity	2024-25 FYTD Activity	Unexpended Balance
11	R	---	6--	-----	---	REVENUE FROM STATE	58,640.00	0.00	0.00	58,640.00
11	R	---	7--	-----	---	REVENUE FROM FEDERAL	5,756,919.00	77,113.38	2,282,860.96	3,474,058.04
11	-	---	---	-----	---	GENERAL GRANTS	5,815,559.00	77,113.38	2,282,860.96	3,532,698.04

Fd	T	Loc	Obj	Func	Prj	OBJECT	2024-25 Revised Budget	December 2024-25 Monthly Activity	2024-25 FYTD Activity	Unexpended Balance
11	E	---	1--	-----	---	SALARIES	3,223,754.93	80,672.24	1,431,283.65	1,792,471.28
11	E	---	2--	-----	---	EMPLOYEE BENEFITS	477,995.07	30,945.80	600,645.83	122,650.76-
11	E	---	3--	-----	---	PURCHASED SERVICES	1,302,799.25	22,364.98	714,423.69	588,375.56
11	E	---	4--	-----	---	NON-CAPITAL OBJECTS	801,009.75	26,971.69	259,102.10	541,907.65
11	E	---	5--	-----	---	CAPITAL OBJECTS	0.00	60.00	118,733.72	118,733.72-
11	E	---	9--	-----	---	OTHER OBJECTS	0.00	-531.65	11,771.22	11,771.22-
11	-	---	---	-----	---	GENERAL GRANTS	5,805,559.00	160,483.06	3,135,960.21	2,669,598.79

Fd	T	Loc	Obj	Func	Prj	OBJECT	2024-25 Revised Budget	December 2024-25 Monthly Activity	2024-25 FYTD Activity	Unexpended Balance
27	R	---	1--	-----	---		11,414,764.00	0.00	0.00	11,414,764.00
27	R	---	3--	-----	---	INTER DISTRICT PAYMENTS	35,000.00	0.00	0.00	35,000.00
27	R	---	6--	-----	---	REVENUE FROM STATE	5,649,540.00	752,659.00	1,504,611.00	4,144,929.00
27	R	---	7--	-----	---	REVENUE FROM FEDERAL	2,588,336.00	165,882.42	423,551.88	2,164,784.12
27	-	---	---	-----	---	SPECIAL EDUCATION	19,687,640.00	918,541.42	1,928,162.88	17,759,477.12

Number of Accounts: 75

***** End of report *****

Fd	T	Loc	Obj	Func	Prj	OBJECT	2024-25 Revised Budget	December 2024-25 Monthly Activity	2024-25 FYTD Activity	Unexpended Balance
27	E	---	1--	-----	---	SALARIES	12,591,753.23	1,024,341.02	4,453,618.14	8,138,135.09
27	E	---	2--	-----	---	EMPLOYEE BENEFITS	5,148,234.77	421,312.16	1,740,522.26	3,407,712.51
27	E	---	3--	-----	---	PURCHASED SERVICES	1,906,328.00	234,506.34	663,339.61	1,242,988.39
27	E	---	4--	-----	---	NON-CAPITAL OBJECTS	10,201.00	14,986.67	82,849.43	72,648.43-
27	E	---	9--	-----	---	OTHER OBJECTS	31,123.00	1,128.00	6,110.75	25,012.25
27	-	---	---	-----	---	SPECIAL EDUCATION	19,687,640.00	1,696,274.19	6,946,440.19	12,741,199.81

Number of Accounts: 10565

***** End of report *****



District Donation Form

Gifts, Grants, and Bequests

Today's Date: 12/26/24

- This is a grant.
 This is a donation.
 I wish to remain anonymous.

Donor's Name: Brainard Funeral Home and Cremation Center

Donor's Address: 522 Adams St

Wausau, WI 54403

Donor's Phone: _____

Amount of Donation: \$4500.00

School/Building Receiving Donation: District Nutrition Services

Department/Program Receiving Donation: Nutrition Services

Designation/Purpose of Donation: Help students in need, school meal debt

The Wausau School District and Nutrition Services
Department/Program

gratefully acknowledge your gift of \$4500.00
Donation

to be used by the Department/Program named above for students in need, school meal debt
Purpose

Building Principal Signature: Karen Fuchs Date: 12/26/24

ROUTING:
Original to Donor
Email copy to Department/Program
Email copy to Building Administrative Assistant/Building Bookkeeper
Email copy to Superintendent's Administrative Assistant at Longfellow



District Donation Form Gifts, Grants, and Bequests

- This is a grant.
 This is a donation.
 I wish to remain anonymous.

Today's Date: 12/26/24

Donor's Name: Helke Funeral Home

Donor's Address: 302 Spruce St

Wausau, WI 54401

Donor's Phone: _____

Amount of Donation: \$4500.00

School/Building Receiving Donation: District Nutrition Services

Department/Program Receiving Donation: Nutrition Services

Designation/Purpose of Donation: Help students in need, school meal debt

The Wausau School District and Nutrition Services
Department/Program

_ gratefully acknowledge your gift of \$4500.00
Donation

to be used by the Department/Program named above for students in need, school meal debt
Purpose

Building Principal Signature: Karen Fuchs Date: 12/26/24
KS

ROUTING:
Original to Donor
Email copy to Department/Program
Email copy to Building Administrative Assistant/Building Bookkeeper
Email copy to Superintendent's Administrative Assistant at Longfellow



District Donation Form

Gifts, Grants, and Bequests

Today's Date: 12/26/24

- This is a grant.
 This is a donation.
 I wish to remain anonymous.

Donor's Name: Middle Wisconsin Chefs Association

Donor's Address: 2000 Wyatt Ave
Stevens Point, WI 54481

Donor's Phone: _____

Amount of Donation: \$500.00

School/Building Receiving Donation: District Nutrition Services

Department/Program Receiving Donation: Nutrition Services

Designation/Purpose of Donation: Help students in need, school meal debt

The Wausau School District and Nutrition Services
Department/Program

gratefully acknowledge your gift of \$500.00
Donation

to be used by the Department/Program named above for students in need, school meal debt
Purpose

Building Principal Signature: Karen Fuchs Date: 12/26/24

- ROUTING:
Original to Donor
Email copy to Department/Program
Email copy to Building Administrative Assistant/Building Bookkeeper
Email copy to Superintendent's Administrative Assistant at Longfellow



District Donation Form

Gifts, Grants, and Bequests

Today's Date: 12/26/24

- This is a grant.
 This is a donation.
 I wish to remain anonymous.

Donor's Name: Don and Joan Smith

Donor's Address: 904 N 23rd Ave

Wausau, WI 54401

Donor's Phone: _____

Amount of Donation: \$500.00

School/Building Receiving Donation: District Nutrition Services

Department/Program Receiving Donation: Nutrition Services

Designation/Purpose of Donation: Help students in need, school meal debt

The Wausau School District and Nutrition Services
Department/Program

gratefully acknowledge your gift of \$500.00
Donation

to be used by the Department/Program named above for students in need, school meal debt
Purpose

Building Principal Signature: Karen Fuchs Date: 12/26/24

ROUTING:
Original to Donor
Email copy to Department/Program
Email copy to Building Administrative Assistant/Building Bookkeeper
Email copy to Superintendent's Administrative Assistant at Longfellow



District Donation Form

Gifts, Grants, and Bequests

- This is a grant.
 This is a donation.
 I wish to remain anonymous.

Today's Date: 1/8/25

Donor's Name: Milwaukee Burger Company

Donor's Address: 2200 Stewart Ave
Wausau, WI 54401

Donor's Phone: (715) 298-9371

Amount of Donation: \$ 645.00

School/Building Receiving Donation: Hawthorn Hills Elementary

Department/Program Receiving Donation: Family needs for Christmas

Designation/Purpose of Donation: ↓ Social Services

The Wausau School District and the Social Services
Department/Program

of Hawthorn Hills gratefully acknowledge your gift of \$ 645.00
School/Building Donation

to be used by the Department/Program named above for family's needs during the holidays
Purpose

Building Principal Signature: Philip Bunk Date: 1/8/25

ROUTING:
Original to Donor
Email copy to Department/Program
Email copy to Building Administrative Assistant/Building Bookkeeper
Email copy to Superintendent's Administrative Assistant at Longfellow



District Donation Form Gifts, Grants, and Bequests

- This is a grant.
- This is a donation.
- I wish to remain anonymous.

Today's Date: 12-12-24

Donor's Name: Knights of Columbus

Donor's Address: 4297 West Beltline HWY
Madison, WI 53711-3859

Donor's Phone: _____

Amount of Donation: \$852.49

School/Building Receiving Donation: Horace Mann ID-Fund/Class

Department/Program Receiving Donation: ID-SPED

Designation/Purpose of Donation: Equipment Supplies/Resources

The Wausau School District and SPED-ID
Department/Program

of Horace Mann gratefully acknowledge your gift of \$852.49
School/Building Donation

to be used by the Department/Program named above for Equipment/Supplies
Purpose

Building Principal Signature: Fahr Phlegge Date: 12/13/24

- ROUTING:
- Original to Donor
 - Email copy to Department/Program
 - Email copy to Building Administrative Assistant/Building Bookkeeper
 - Email copy to Superintendent's Administrative Assistant at Longfellow



District Donation Form Gifts, Grants, and Bequests

- This is a grant.
- This is a donation.
- I wish to remain anonymous.

Today's Date: 1/8/25

Donor's Name: Apogee Services Inc.

Donor's Address: 4400 W. 78th St., Suite 520
Minneapolis, MN 55435

Donor's Phone: _____

Amount of Donation: \$350.00

School/Building Receiving Donation: Wausau West

Department/Program Receiving Donation: FCCLA

Designation/Purpose of Donation: Bake Sale Fundraiser

The Wausau School District and FCCLA
Department/Program

of Wausau West gratefully acknowledge your gift of \$350.00
School/Building Donation

to be used by the Department/Program named above for Bake Sale Fundraiser
Purpose

Building Principal Signature: [Signature] Date: 1/8/25

- ROUTING:
- Original to Donor
 - Email copy to Department/Program
 - Email copy to Building Administrative Assistant/Building Bookkeeper
 - Email copy to Superintendent's Administrative Assistant at Longfellow



District Donation Form

Gifts, Grants, and Bequests

Today's Date: 12/17/2024

- This is a grant.
 This is a donation.
 I wish to remain anonymous.

Donor's Name: ASPIRUS, INC

Donor's Address: 2200 WESTWOOD DR

WAUSAU, WI 54401

Donor's Phone: _____

Amount of Donation: \$400.00

School/Building Receiving Donation: WAUSAU WEST HIGH SCHOOL


Department/Program Receiving Donation: ORCHESTRA

Designation/Purpose of Donation: In support of the Orchestra Quartet


The Wausau School District and ORCHESTRA DEPT
Department/Program

of WAUSAU WEST HIGH SCHOOL gratefully acknowledge your gift of 400.00
School/Building Donation

to be used by the Department/Program named above for Orchestra Quartet
Purpose

Building Principal Signature:  Date: 12/17/2024

ROUTING:
Original to Donor
Email copy to Department/Program
Email copy to Building Administrative Assistant/Building Bookkeeper
Email copy to Superintendent's Administrative Assistant at Longfellow



District Donation Form Gifts, Grants, and Bequests

- This is a grant.
- This is a donation.
- I wish to remain anonymous.

Today's Date: 12/5/2024

Donor's Name: Kristina Barbier

Donor's Address: 2304 Burlington Dr.
Wausau, Wi. 54401

Donor's Phone: 715-432-0792

Amount of Donation: \$500.00

School/Building Receiving Donation: Wausau West High School

Department/Program Receiving Donation: Wausau West Food Pantry

Designation/Purpose of Donation: Food and personal supplies for families

The Wausau School District and Wausau West Food Pantry
Department/Program

of Wausau West HS gratefully acknowledge your gift of 500.00
School/Building Donation

to be used by the Department/Program named above for Wausau West Food Pantry
Purpose

Building Principal Signature:  Date: 12/6/24

ROUTING:
Original to Donor
Email copy to Department/Program
Email copy to Building Administrative Assistant/Building Bookkeeper
Email copy to Superintendent's Administrative Assistant at Longfellow



District Donation Form Gifts, Grants, and Bequests

- This is a grant.
- This is a donation.
- I wish to remain anonymous.

Today's Date: December 17, 2024

Donor's Name: Dunkin'

Donor's Address: 110 W Bridge Street

Wausau, WI 54401

Donor's Phone: 715-660-0015

Amount of Donation: 38 free coffee coupons - Approximatley \$100

School/Building Receiving Donation: Wausau West

Department/Program Receiving Donation: Girls Basketball

Designation/Purpose of Donation: Coffee coupons were added to the gift bags for teacher appreciation night.

Each player nominated a teacher to appreciate

The Wausau School District and Wausau West Girls Basketball Team
Department/Program

of Wausau West gratefully acknowledge your gift of 38 free coffee coupons
School/Building Donation

to be used by the Department/Program named above for Teacher Appreciation Night
Purpose

Building Principal Signature: *Katie Colwell* Date: 12-17-24

ROUTING:
Original to Donor
Email copy to Department/Program
Email copy to Building Administrative Assistant/Building Bookkeeper
Email copy to Superintendent's Administrative Assistant at Longfellow



District Donation Form

Gifts, Grants, and Bequests

- This is a grant.
 This is a donation.
 I wish to remain anonymous.

Today's Date: 10/20/24

Donor's Name: Festival Foods

Donor's Address: 110 S. 17th Ave
Wausau, WI 54401

Donor's Phone: 715-849-8744

Amount of Donation: 1000 Bags

School/Building Receiving Donation: Wausau West

Department/Program Receiving Donation: FCCLA

Designation/Purpose of Donation: Breakfast with Santa

The Wausau School District and FCCLA Department/Program

of Wausau West gratefully acknowledge your gift of 1000 Bags
School/Building Donation

to be used by the Department/Program named above for Breakfast with Santa
Purpose

Building Principal Signature: [Signature] Date: 12/20/24

ROUTING:
Original to Donor
Email copy to Department/Program
Email copy to Building Administrative Assistant/Building Bookkeeper
Email copy to Superintendent's Administrative Assistant at Longfellow



District Donation Form

Gifts, Grants, and Bequests

- This is a grant.
 This is a donation.
 I wish to remain anonymous.

Today's Date: 10/20/24

Donor's Name: Prayer Flooring

Donor's Address: 1051 Bennett Rd.
Dodgeville WI 53533

Donor's Phone: 608-930-2999

Amount of Donation: \$50.00

School/Building Receiving Donation: Wausau West

Department/Program Receiving Donation: FCCLA

Designation/Purpose of Donation: Breakfast with Santa

The Wausau School District and FCCLA
Department/Program

of Wausau West gratefully acknowledge your gift of \$50.00
School/Building Donation

to be used by the Department/Program named above for Breakfast with Santa
Purpose

Building Principal Signature: [Signature] Date: 12/20/24

ROUTING:

- Original to Donor
- Email copy to Department/Program
- Email copy to Building Administrative Assistant/Building Bookkeeper
- Email copy to Superintendent's Administrative Assistant at Longfellow



District Donation Form Gifts, Grants, and Bequests

- This is a grant.
 This is a donation.
 I wish to remain anonymous.

Today's Date: 12/20/24

Donor's Name: Hub Central Collision

Donor's Address: 1010 N. 3rd Ave

Wausau, WI 54401

Donor's Phone: 715-571-0148

Amount of Donation: 2 decorative chairs for Santa & Mrs. Claus

School/Building Receiving Donation: Wausau West

Department/Program Receiving Donation: FCCLA

Designation/Purpose of Donation: Breakfast with Santa

The Wausau School District and FCCLA Department/Program

of Wausau West gratefully acknowledge your gift of decorative chairs
School/Building for Santa & Mrs. Claus
Donation

to be used by the Department/Program named above for Breakfast with Santa
Purpose

Building Principal Signature: [Signature] Date: 12/20/24

- ROUTING:
Original to Donor
Email copy to Department/Program
Email copy to Building Administrative Assistant/Building Bookkeeper
Email copy to Superintendent's Administrative Assistant at Longfellow



District Donation Form

Gifts, Grants, and Bequests

- This is a grant.
 This is a donation.
 I wish to remain anonymous.

Today's Date: 10/20/24

Donor's Name: Tammy Johnson

Donor's Address: 140595 Moon Rd.
Mosinee, WI 54455

Donor's Phone: _____

Amount of Donation: 500 childrens prizes

School/Building Receiving Donation: Wausau West

Department/Program Receiving Donation: FCCLA

Designation/Purpose of Donation: Breakfast with Santa

The Wausau School District and FCCLA Department/Program

of Wausau West School/Building gratefully acknowledge your gift of childrens prizes Donation

to be used by the Department/Program named aboved for Breakfast with Santa Purpose

Building Principal Signature: [Signature] Date: 10/20/24

ROUTING:
Original to Donor
Email copy to Department/Program
Email copy to Building Administrative Assistant/Building Bookkeeper
Email copy to Superintendent's Administrative Assistant at Longfellow



District Donation Form Gifts, Grants, and Bequests

- This is a grant.
 This is a donation.
 I wish to remain anonymous.

Today's Date: 12/20/24

Donor's Name: Nick & Amy Davis

Donor's Address: 2804 Arrowood Ct.
Wausau WI 54401

Donor's Phone: 715-573-7870

Amount of Donation: \$50.00

School/Building Receiving Donation: Wausau West

Department/Program Receiving Donation: FCCLA

Designation/Purpose of Donation: Breakfast with Santa

The Wausau School District and FCCLA
Department/Program

of Wausau West gratefully acknowledge your gift of \$50.00
School/Building Donation

to be used by the Department/Program named above for Breakfast with Santa
Purpose

Building Principal Signature: [Signature] Date: 12/20/24

ROUTING:
Original to Donor
Email copy to Department/Program
Email copy to Building Administrative Assistant/Building Bookkeeper
Email copy to Superintendent's Administrative Assistant at Longfellow



District Donation Form

Gifts, Grants, and Bequests

- This is a grant.
 This is a donation.
 I wish to remain anonymous.

Today's Date: 12/17/2024

Donor's Name: The Optimist Club of Wausau, Inc

Donor's Address: P.O. Box 1611
WAUSAU, WI 54402

Donor's Phone: _____

Amount of Donation: \$500.00

School/Building Receiving Donation: WAUSAU WEST HIGH SCHOOL

Department/Program Receiving Donation: Music Dept

Designation/Purpose of Donation: In support of the Master Singers

The Wausau School District and Music Dept
Department/Program

of WAUSAU WEST HIGH SCHOOL gratefully acknowledge your gift of 500.00
School/Building Donation

to be used by the Department/Program named above for Orchestra Quartet
Purpose

Building Principal Signature: *John Stepp* Date: 12/17/2024

ROUTING:
Original to Donor
Email copy to Department/Program
Email copy to Building Administrative Assistant/Building Bookkeeper
Email copy to Superintendent's Administrative Assistant at Longfellow



District Donation Form

Gifts, Grants, and Bequests

- This is a grant.
 This is a donation.
 I wish to remain anonymous.

Today's Date: 12/19/24

Donor's Name: Sams Club - Wausau

Donor's Address: 226200 Rib Mt. Drive
Wausau, WI 54401

Donor's Phone: 715-359-0044

Amount of Donation: \$ 100.00

School/Building Receiving Donation: Wausau West

Department/Program Receiving Donation: FCCLA

Designation/Purpose of Donation: Breakfast with Santa

The Wausau School District and FCCLA Department/Program

of Wausau West School/Building gratefully acknowledge your gift of \$ 100.00 Donation

to be used by the Department/Program named above for Breakfast With Santa Purpose

Building Principal Signature: [Signature] Date: 12/20/24

- ROUTING:
Original to Donor
Email copy to Department/Program
Email copy to Building Administrative Assistant/Building Bookkeeper
Email copy to Superintendent's Administrative Assistant at Longfellow



District Donation Form

Gifts, Grants, and Bequests

- This is a grant.
 This is a donation.
 I wish to remain anonymous.

Today's Date: 12/17/2024

Donor's Name: Thao Capital Corporation

Donor's Address: 506 Sherman St

Wausau, WI 54401

Donor's Phone: _____

Amount of Donation: \$200.00

School/Building Receiving Donation: WAUSAU WEST HIGH SCHOOL

Department/Program Receiving Donation: Wrestling Program

Designation/Purpose of Donation: In support of the Wausau West Wrestling program for 2024-2025 year.

The Wausau School District and Wrestling program
Department/Program

of WAUSAU WEST HIGH SCHOOL gratefully acknowledge your gift of 200.00
School/Building Donation

to be used by the Department/Program named above for 2024-2025 Wrestling program.
Purpose

Building Principal Signature:  Date: 12/17/2024

ROUTING:
Original to Donor
Email copy to Department/Program
Email copy to Building Administrative Assistant/Building Bookkeeper
Email copy to Superintendent's Administrative Assistant at Longfellow



District Donation Form Gifts, Grants, and Bequests

- This is a grant.
 This is a donation.
 I wish to remain anonymous.

Today's Date: 12/20/24

Donor's Name: The Thourne Family

Donor's Address: 14950 N. 52nd Ave.
Merrill, WI 54452

Donor's Phone: 262-903-0391

Amount of Donation: \$80.00

School/Building Receiving Donation: Wausau West

Department/Program Receiving Donation: FCCLA

Designation/Purpose of Donation: Breakfast with Santa

The Wausau School District and FCCLA
Department/Program

of Wausau West gratefully acknowledge your gift of \$80.00
School/Building Donation

to be used by the Department/Program named above for Breakfast with Santa
Purpose

Building Principal Signature: [Signature] Date: 12/20/24

ROUTING:
Original to Donor
Email copy to Department/Program
Email copy to Building Administrative Assistant/Building Bookkeeper
Email copy to Superintendent's Administrative Assistant at Longfellow



District Donation Form

Gifts, Grants, and Bequests

- This is a grant.
 This is a donation.
 I wish to remain anonymous.

Today's Date: 12/20/24

Donor's Name: The Withers Family

Donor's Address: 1703 Mortenson Drive
Wausau, WI 54401

Donor's Phone: 715-527-0295

Amount of Donation: Santa, Mrs. Claus, Elves, + Reindeer for 4 hours.

School/Building Receiving Donation: Wausau West

Department/Program Receiving Donation: FCCLA

Designation/Purpose of Donation: Breakfast with Santa


The Wausau School District and FCCLA
Department/Program

of Wausau West gratefully acknowledge your gift of Santa, Mrs. Claus, Reindeer + Elves
School/Building Donation

to be used by the Department/Program named above for Breakfast with Santa
Purpose

Building Principal Signature: [Signature] Date: 12/20/24

- ROUTING:
Original to Donor
Email copy to Department/Program
Email copy to Building Administrative Assistant/Building Bookkeeper
Email copy to Superintendent's Administrative Assistant at Longfellow



District Donation Form Gifts, Grants, and Bequests

- This is a grant.
- This is a donation.
- I wish to remain anonymous.

Today's Date: 12-4-2024

Donor's Name: Jim Zelenka

Donor's Address: 161432 Lockwood LN

Wausau, WI: 54403

Donor's Phone: _____

Amount of Donation: \$100.00

School/Building Receiving Donation: EAST/WEST


Department/Program Receiving Donation: _____

Designation/Purpose of Donation: Students w/ food insecurity

The Wausau School District and East/West Staff
Department/Program

of Wausau School District gratefully acknowledge your gift of mney
School/Building Donation

to be used by the Department/Program named above for _____
Purpose

Building Principal Signature:  Date: 12/4/2024

ROUTING:
Original to Donor
Email copy to Department/Program
Email copy to Building Administrative Assistant/Building Bookkeeper
Email copy to Superintendent's Administrative Assistant at Longfellow



District Donation Form Gifts, Grants, and Bequests

- This is a grant.
 This is a donation.
 I wish to remain anonymous.

Today's Date: 12-12-24

Donor's Name: James D Greenheck Foundation

Donor's Address: JDG Foundation

7501 Commerce Drive, Weston WI 54476

Donor's Phone: _____

Amount of Donation: \$7,500

School/Building Receiving Donation: Wausau East & Wausau West

Department/Program Receiving Donation: Technology Education & Engineering

Designation/Purpose of Donation: _____

To support robotics in the engineering and manufacturing pathway


The Wausau School District and Technology Education & Engineering Department
Department/Program

of Wausau East & Wausau West \$7,500
School/Building gratefully acknowledge your gift of Donation

to be used by the Department/Program named above for robotics equipment
Purpose

Building Principal Signature:  Date: 12/12/24

ROUTING:
Original to Donor
Email copy to Department/Program
Email copy to Building Administrative Assistant/Building Bookkeeper
Email copy to Superintendent's Administrative Assistant at Longfellow



District Donation Form Gifts, Grants, and Bequests

Today's Date: 12-06-24

- This is a grant.
 This is a donation.
 I wish to remain anonymous.

Donor's Name: Elizabeth Andersen

Donor's Address: 243690 Trapp River Rd
Wausau WI 54403

Donor's Phone: _____

Amount of Donation: Gently used backpack, trapper keeper & shorts & t-shirt

School/Building Receiving Donation: Wausau East

Department/Program Receiving Donation: Lumberjack closet

Designation/Purpose of Donation: Students in need

The Wausau School District and _____
Department/Program

of _____ gratefully acknowledge your gift of _____
School/Building Donation

to be used by the Department/Program named above for _____
Purpose

Building Principal Signature: Lucas Barth Digitally signed by Lucas Barth
Date: 2024.12.11 09:40:25 -06'00' Date: _____

ROUTING:
Original to Donor
Email copy to Department/Program
Email copy to Building Administrative Assistant/Building Bookkeeper
Email copy to Superintendent's Administrative Assistant at Longfellow



District Donation Form

Today's Date: 12-20-24

Donor's Name: Anonymous

Donor's Address: _____

Donor's Phone: _____

Amount of Donation: \$10,000.00

School/Building Receiving Donation: Wausau East

Department/Program Receiving Donation: Baseball

Designation/Purpose of Donation: to be used for various needs of all teams in the baseball program

The Wausau School District and _____ Department/Program

of _____ gratefully acknowledge your gift of _____
School/Building Donation

to be used by the Department/Program named above for _____ Purpose

Building Principal Signature: Lucas Barth Digitally signed by Lucas Barth
Date: 2025.01.07 09:18:44 -06'00' Date: _____

- ROUTING:
- Original to Donor
 - Email copy to Department/Program
 - Email copy to Building Administrative Assistant/Building Bookkeeper
 - Email copy to Superintendent's Administrative Assistant at Longfellow



District Donation Form

Today's Date: 12-11-24

Donor's Name: Aspirus, Inc

Donor's Address: 2200 Westwood Drive
Wausau WI 54401

Donor's Phone: _____

Amount of Donation: \$1000

School/Building Receiving Donation: Wausau East

Department/Program Receiving Donation: Raise Your Voice

Designation/Purpose of Donation: help students with mental health needs

The Wausau School District and _____ Department/Program

of _____ gratefully acknowledge your gift of _____
School/Building Donation

to be used by the Department/Program named above for _____
Purpose

Building Principal Signature: Lucas Barth Digitally signed by Lucas Barth
Date: 2024.12.13 14:13:23 -06'00' Date: _____

- ROUTING:
- Original to Donor
 - Email copy to Department/Program
 - Email copy to Building Administrative Assistant/Building Bookkeeper
 - Email copy to Superintendent's Administrative Assistant at Longfellow



District Donation Form

Today's Date: 12-20-24

Donor's Name: Knights of Columbus

Donor's Address: 4297 West Beltline Hwy

Madison WI 53711-3859

Donor's Phone: _____

Amount of Donation: \$852.49

School/Building Receiving Donation: Wausau East

Department/Program Receiving Donation: Special Ed Dept

Designation/Purpose of Donation: supplies as needed for Special Ed Dept

The Wausau School District and the Special Ed Dept.
Department/Program

of Wausau East HS gratefully acknowledge your gift of \$852.49
School/Building Donation

to be used by the Department/Program named above for supplies as needed.
Purpose

Building Principal Signature: Lucas Barth Digitally signed by Lucas Barth
Date: 2025.01.07 09:20:56 -06'00' Date: _____

- ROUTING:
- Original to Donor
 - Email copy to Department/Program
 - Email copy to Building Administrative Assistant/Building Bookkeeper
 - Email copy to Superintendent's Administrative Assistant at Longfellow



District Donation Form

Today's Date: 12-20-24

Donor's Name: Marathon County Medical Society

Donor's Address: 3104 N 13th Street

Wausau WI 54403

Donor's Phone: _____

Amount of Donation: \$2500.00

School/Building Receiving Donation: Wausau East

Department/Program Receiving Donation: Zoro's locker

Designation/Purpose of Donation: to be used for our food pantry of families in need

The Wausau School District and Zoro's Locker
Department/Program

of Wausau East HS gratefully acknowledge your gift of \$2500
School/Building Donation

to be used by the Department/Program named above for students in need.
Purpose

Building Principal Signature: Lucas Barth Digitally signed by Lucas Barth
Date: 2025.01.07 09:21:56 -06'00' Date: _____

- ROUTING:
- Original to Donor
 - Email copy to Department/Program
 - Email copy to Building Administrative Assistant/Building Bookkeeper
 - Email copy to Superintendent's Administrative Assistant at Longfellow



District Donation Form

Today's Date: 12-11-24

Donor's Name: Kathleen Seidel

Donor's Address: 202 S 13th Street

Wausau WI 54403

Donor's Phone: _____

Amount of Donation: \$100.00

School/Building Receiving Donation: Wausau East

Department/Program Receiving Donation: Zoro's Locker

Designation/Purpose of Donation: food pantry for East families

The Wausau School District and _____ Department/Program

of _____ gratefully acknowledge your gift of _____
School/Building Donation

to be used by the Department/Program named above for _____
Purpose

Building Principal Signature: Lucas Barth Digitally signed by Lucas Barth
Date: 2024.12.13 14:14:40 -06'00' Date: _____

- ROUTING:
- Original to Donor
 - Email copy to Department/Program
 - Email copy to Building Administrative Assistant/Building Bookkeeper
 - Email copy to Superintendent's Administrative Assistant at Longfellow



District Donation Form

Today's Date: 12-11-24

Donor's Name: Wausau East Gridiron Club - Amy DeMoss

Donor's Address: 923 Parcher Street

Wausau WI 54403

Donor's Phone: _____

Amount of Donation: 3028.53

School/Building Receiving Donation: Wausau East

Department/Program Receiving Donation: football

Designation/Purpose of Donation: BUSES AND SPORTSMANSHIP AWARD

The Wausau School District and _____ Department/Program

of _____ gratefully acknowledge your gift of _____
School/Building Donation

to be used by the Department/Program named above for _____ Purpose

Building Principal Signature: Lucas Barth Digitally signed by Lucas Barth
Date: 2024.12.13 14:13:48 -06'00' Date: _____

- ROUTING:
Original to Donor
Email copy to Department/Program
Email copy to Building Administrative Assistant/Building Bookkeeper
Email copy to Superintendent's Administrative Assistant at Longfellow



District Donation Form

Today's Date: 1-2-25

Donor's Name: Don and Carrie Zoromski

Donor's Address: 1 Lawrence Ct
Appleton WI 54911

Donor's Phone: _____

Amount of Donation: \$500.00

School/Building Receiving Donation: Wausau East

Department/Program Receiving Donation: Zoro's Locker

Designation/Purpose of Donation: Zoro's Locker - Food Pantry

The Wausau School District and Zoro's Locker
Department/Program

of Wausau East HS gratefully acknowledge your gift of \$500
School/Building Donation

to be used by the Department/Program named above for students in need.
Purpose

Building Principal Signature: Lucas Barth Digitally signed by Lucas Barth
Date: 2025.01.07 09:22:52 -06'00' Date: _____

- ROUTING:
- Original to Donor
 - Email copy to Department/Program
 - Email copy to Building Administrative Assistant/Building Bookkeeper
 - Email copy to Superintendent's Administrative Assistant at Longfellow



District Donation Form

Today's Date: 12-11-24

Donor's Name: Roxann Zoromski

Donor's Address: 162282 Hill View Court
Wausau WI 54403

Donor's Phone: _____

Amount of Donation: \$250.00

School/Building Receiving Donation: Wausau East

Department/Program Receiving Donation: Zoro's Locker

Designation/Purpose of Donation: Zoro's Locker - Food Pantry

The Wausau School District and _____ Department/Program

of _____ gratefully acknowledge your gift of _____
School/Building Donation

to be used by the Department/Program named above for _____ Purpose

Building Principal Signature: Lucas Barth Digitally signed by Lucas Barth
Date: 2024.12.13 14:14:14 -06'00' Date: _____

- ROUTING:
- Original to Donor
 - Email copy to Department/Program
 - Email copy to Building Administrative Assistant/Building Bookkeeper
 - Email copy to Superintendent's Administrative Assistant at Longfellow

1 **WISCONSIN ASSOCIATION OF SCHOOL BOARDS, INC.**

2 Madison, Wisconsin

3 December 1, 2024

4
5 **REPORT TO THE MEMBERSHIP ON PROPOSED 2025 RESOLUTIONS**

6 WASB Policy & Resolutions Committee

7 Andrew Maertz, Reedsville School Board, Chair

8
9
10 **Resolution 25-01: *Blue Ribbon Commission on School Funding***

11
12 **Amend Existing Resolution 2.061:** The WASB supports all twenty of the recommendations of the
13 bipartisan Blue Ribbon Commission on School Funding, as published in January 2019 ~~that align with~~
14 ~~WASB resolutions.~~ The WASB further calls upon the Legislature to provide an equal opportunity for
15 every pupil to have a sound basic education.

16
17 **Rationale:** The current challenges facing school districts are numerous and growing. Declining
18 enrollment, staffing shortages, high inflation, and lagging state support threaten to upend school
19 finance and students’ education across the state of Wisconsin. In 2018 the Legislature established a
20 bipartisan Blue Ribbon Commission on School Funding that published 20 recommendations designed
21 to help districts in critical areas.

22
23 Despite the bipartisan nature of their work and support from the public K-12 education community,
24 the findings of the Commission have yet to be acted upon.

25
26
27 **Resolution 25-02: *Pathway to Licensure for Paraprofessionals***

28
29 **Amend Existing Resolution 4.61 (a) as follows:** The WASB supports reasonable efforts to
30 provide pathways to licensure for teaching candidates in subject or content areas where there is a
31 shortage of licensed teachers, provided that candidates have bachelor's degrees and/or are
32 qualified to be in a classroom as demonstrated by appropriate experience, knowledge, and skills
33 in the subject or content area, and rigorous training in pedagogy, assessment, and classroom
34 management.

35
36 **Rationale:** In a time of staffing shortages in K-12 education, districts have been looking for
37 alternative pathways to teacher licensure to provide opportunities for licensure to individuals
38 who may struggle to overcome the barriers of entry in a traditional pathway to licensure. Last
39 legislative session, a proposal was put forward to create a provisional license for
40 paraprofessionals already working in a school district, to teach in that school district.

1 This new pathway would give districts the ability to sponsor qualified paraprofessionals in their
2 districts to become licensed teachers in a time of great need.

3
4
5 **Resolution 25-03: *Early Literacy Assessments for English Learners***

6
7 **Create:** The WASB supports that early literacy assessments, screeners, and diagnostics required
8 in state law be provided in an English Learner (EL) student’s home language in accordance with
9 current best practices in assessment and instruction for bilingual program students. EL students
10 tested in English should not be labeled “at risk” without verification that the student also fails an
11 early literacy test in their home language.

12
13 **Rationale:** 2023 Wisconsin Act 20 requires traditional public schools and independent charter
14 schools to administer a universal screening assessment. A student that scores below the 25th
15 percentile is identified as “at-risk,” meaning the student must be given certain interventions.
16 Students who are not English proficient may be labeled “at risk” by a reading screener in English
17 even though they may not have reading difficulties but instead may have a language barrier that
18 the reading interventions will not address.

19
20
21 **Resolution 25-04: *Decoupling Public and Private School Funding***

22
23 **Create:** The WASB supports separating state funding for voucher schools and independent
24 charter schools from the school aid formula.

25
26 **Rationale:** Future school choice expansion (under current law) could increase local property
27 taxes to the extent school boards increase their levy to make up for the deducted aid. Taxpayers
28 would be protected from additional property tax increases if decoupling occurs as compared to
29 the current funding system that would use further state aid reductions and higher property taxes
30 to fund the program.

31
32 Removing voucher and independent charter school funding from the school aid formula would
33 reduce the burden on local property taxpayers, who currently are facing increases in property
34 taxes as a result of the current funding structure for the programs.

35
36 **Resolution 25-05: *Consistent Standards Across All Wisconsin Schools***

37
38 **Amend Existing Resolution 2.70 (2nd paragraph):** All publicly funded schools, including
39 private schools receiving voucher funding, must have the exact same accountability, reporting,
40 and transparency standards/~~and~~ requirements.

1 **Rationale:** Currently there is a disparity in the accounting, reporting, and adherence to state
2 education statutes within Wisconsin public, private, and charter school districts and local
3 education agencies who receive state funds. There exist differences in rules for public versus
4 private schools in application of state education reporting requirements and participation in
5 statutory mandates. The current statutory structure lacks transparency for state taxpayers by
6 allowing random inequities in accountability and adherence to state statutes among like groups
7 with no rational basis.

8
9
10 **Resolution 25-06: *Early Childhood Education Funding and Public-Private Partnerships***

11
12 **Create:** The WASB supports state funded public school 3K and full day 4K for all Wisconsin
13 children. The WASB also supports collaboration between public schools and other public
14 agencies and programs, private childcare providers, and Wisconsin institutions of higher
15 learning. The WASB further supports district discretionary use of expanded Title I dollars to
16 earlier grade levels by districts meeting the benchmarks for National School Lunch Program
17 (NSLP) direct and categorical participation, and 3K and 4K student households meeting income
18 eligibility for NSLP.

19
20 **Rationale:** There exist challenges with the cost and availability of high-quality childcare and
21 early childhood education for many families. Additionally, many areas in Wisconsin are
22 experiencing an increase in poverty and economic disadvantage, and childcare deserts exist in
23 many areas.

24
25 Early interventions such as high-quality early childhood education and childcare, including early
26 literacy and social skills development, that counteract poverty and student economic
27 disadvantage have positive, lasting effects, and a high return on public investment, especially
28 when applied early in a child's education.

29
30
31 **Resolution 25-07: *Staff Mental Health***

32
33 **Create:** The WASB supports legislation to fund statewide mental health initiatives for district
34 staff in order to help improve staff mental health and increase retention rates.

35
36 **Rationale:** Many school staff members experience significant stress due to the unique demands
37 of working in a school district. School staff are asked to support students' social, emotional,
38 behavioral, physical, and academic needs in concert with the cooperation of families, the
39 community, and an elected school board. This is due in no small part to the dedication, talents,

1 and perseverance of all school personnel. However, in some cases, school staff members find
2 themselves feeling overwhelmed, exhausted, underappreciated, or may even be experiencing
3 burnout.

4
5 In a time of great staff turnover in education, increasing access to mental health services for staff
6 could help retain teachers in the profession.

7
8
9 **Resolution 25-08: *Accountability and School Report Card Standards***

10
11 **Create:** The WASB supports timely revision of the school accountability system to calculate
12 school and district report card overall scores based on student achievement only. Other data may
13 be included for informational purposes, but not used in calculating the overall score. Consistent
14 grade bands should be used rather than school building configuration.

15
16 **Rationale:** This resolution aims to redefine the state school accountability system to provide
17 greater simplicity and transparency by focusing on solely student achievement in calculating
18 school and district report card scores. This redefinition additionally aims to establish consistent
19 scoring metrics across grade bands (such as K-5, 6-8, 9-12) rather than individual school
20 building configurations that may differ from district to district.

21
22
23 **Resolution 25-09: *Educational Objectives***

24
25 **Amend Existing Resolution 3.05 Educational Objectives as follows:** The WASB supports
26 local initiatives that promote increased student academic achievement in key curricular areas
27 including science, math, language arts, social studies, foreign language, and technology with the
28 intent of ensuring college, career, and workforce readiness, in addition to supporting the
29 development of critical thinking and problem-solving skills. The WASB affirms local school
30 board responsibility to establish student course offerings and credit requirements that support the
31 education mission as stated above.

32
33 **Rationale:** The original resolution is limited by listing a finite number of curricular areas. The
34 goal of support for local district initiatives should be ensuring they have the resources necessary
35 to provide course offerings that lead to college, workforce, and career readiness.

1 **Resolution 25-10: *Truancy***

2

3 **Amend Existing Resolution 3.83 Truancy as follows:** The WASB supports legislation which
4 would clarify the responsibilities of school districts, parents, students, courts, and law
5 enforcement agencies in the enforcement of truancy laws ~~and provide greater latitude in~~
6 ~~applying disciplinary measures to keep students in school~~ with the goal of keeping students in
7 school by using strengths-based and evidence-based approaches that focus on families, schools,
8 and community organizations.

9

10 **Rationale:** Amending the current resolution on Truancy will better align it with emerging
11 research and data that suggest an increase of disciplinary measures may not produce positive
12 outcomes in this regard. A strengths-based approach is a way of working that focuses on an
13 individual's strengths, rather than their deficits.

14

15

16 **Resolution 25-11: *Funding for School Meal Debt***

17

18 **Create:** The WASB supports legislation that allocates money to reimburse districts for the
19 cost of unpaid school meal debt if they are feeding all students without stigma.

20

21 **Rationale:** Communities continue to show that they are willing to bear the burden of paying
22 for school meals if students are unable to do so by fundraising and donating money to cover
23 unpaid school meal balances. Several districts within the state pay for school meals for all
24 students. The state could alleviate that burden on districts, students, and families by allocating
25 to a fund that districts can submit for reimbursement at the end of the year.

26

27

28 **Resolution 25-12: *Cybersecurity***

29

30 **Create:** The WASB calls upon the legislature to allocate funding to school districts for
31 cybersecurity measures, including, but not limited to, cybersecurity software/hardware
32 upgrades and trainings for personnel.

33

34 Furthermore, the WASB encourages school boards to develop a plan of action and/or a policy
35 on how the district will respond in the event of a cyber-attack. This may include whether a
36 ransom will be paid, how to operate in the event of a loss of power or data records, and
37 determining authority structures and procedures for communicating with law enforcement.

38

1 **Rationale:** Ransom attacks and other such cybersecurity threats continue to be a growing
2 problem for school districts. Often viewed by malicious actors as particularly vulnerable
3 targets, schools unfortunately have very little funding and experience in cybersecurity matters
4 to help resist cybersecurity threats. The proposed resolution language would aid schools by
5 calling on the state for investment in key protections, as well as providing guidance on best
6 practices that could help alleviate damage in the event of an attack.

7
8

9 ***(Note: Headings/Titles of resolutions and placement in the book are decided by WASB staff.
10 The delegates need to approve resolution language changes and deletions. The numbers in
11 parentheses indicate the year the original/existing language was adopted by delegates.)***

RESOLUTIONS SUBMITTED BY MEMBER SCHOOL BOARDS

The Policy and Resolutions Committee received seventeen (17) resolution proposals from member boards by the Sept. 15, 2024, deadline as recommendations for the 2025 Delegate Assembly.

The Committee deliberated at length before deciding to approve and submit twelve (12) resolutions for consideration to the Delegate Assembly, including one (1) resolution stemming from the committee itself. That resolution is not included in this packet, since it did not come from a member board.

In several cases, the committee modified proposed resolutions to advance them in a different form. Additionally, the committee in several instances worked the proposed resolutions language and/or intent into a current resolution to not create contradictions or redundancies in the resolution booklet.

The committee turned down six (6) submitted resolutions. The committee's rationale for turning down a member board resolution is briefly explained below.

According to the WASB bylaws, the member board resolutions turned down by the committee may still be brought up for action from the Delegate Assembly floor by a two-thirds favorable vote. **We urge you to review all resolutions as submitted, because member boards may bring these resolutions to the Delegate Assembly floor even if they were not advanced by the committee.** Furthermore, amendments can be offered to revise the resolutions put forward by the committee with modifications to their original form as submitted by the school board.

Member Board Resolutions Submitted by Sept. 15:
--

Elmbrook: Teacher Pipeline (p. 1)

- The committee reworked the intent of the proposal into existing WASB resolution 4.061 (a) *Teacher Shortages and Alternative Licensure Pathways*. These changes are reflected in ***Resolution 25-02: Pathway to Licensure for Paraprofessionals***.

Neenah Joint: Focus on Staff Mental Health for Improved Retention Rates (p. 2)

- The committee advanced this proposal as ***Resolution 25-07: Staff Mental Health***.

Neenah Joint: Consistent Standards for Wisconsin Public, Private, and Charter Schools, Districts, and Local Education Agencies (p. 4)

- The committee reworked the intent of the proposal into existing WASB resolution 2.70 *Private School Aid/Voucher Funding*. These changes are reflected in ***Resolution 25-05: Consistent Standards Across All Wisconsin Schools***.

Neenah Joint: Parity of State Aid Equalization Formula to Reduce Funding Gap (p. 6)

- The committee turned down this proposal, noting that intent of the proposal was already covered under existing WASB resolutions such as: 2.03 Equity and Fairness, 2.06 (d) School Funding Formula, 2.44 Narrowing Disparities in Allowable Revenue Under the Revenue Limits, and 2.45 Low-Revenue Ceiling and Secondary Cost Ceiling Alignment.

Neenah Joint: Public-Private Partnerships and Expanded Use of Title I Funding for Early Childhood Education, Public 3K and Full Day 4K (p. 8)

- The committee approved this resolution in a modified version. It is reflected in *Resolution 25-06: Early Childhood Education Funding and Public-Private Partnerships*.

Stoughton Area: Amend Existing Resolution 3.83 Truancy (p. 10)

- The committee approved this resolution in a modified version. It is reflected in *Resolution 25-10: Truancy*.

Stoughton Area: Amend Existing Resolution 3.04 Achievement Gap (p. 11)

- The committee turned down this proposed resolution, noting that the proposal did not sufficiently change the intent or language of the resolution to warrant consideration. The committee stated that WASB lobbyists could achieve the intent of the proposal without any changes.

Stoughton Area: Amend Existing Resolution 3.05 Educational Objectives (p. 12)

- The committee approved this resolution in a modified version. It is reflected in *Resolution 25-09: Educational Objectives*.

Stoughton Area: Amend Existing Resolution 5.11 Education Cabinet Position (p. 13)

- The committee turned down this proposed resolution, noting that the proposal did not sufficiently change the intent or language of the resolution to warrant consideration. The committee stated that WASB lobbyists could achieve the intent of the proposal without any changes.

Sun Prairie Area: Amend Existing Resolution 6.18 Meal Shaming (p. 14)

- The committee advanced this proposal as *Resolution 25-11: Funding for School Meal Debt*

Sun Prairie Area: Amend Existing Resolution 3.16 (b) Student Assessment (p. 15)

- The committee turned down this proposed resolution, noting that the intent of the proposal was already covered by existing WASB resolution 3.10 (d)(3) *Student Assessment*.

Beloit: Take Legislative Action on the Blue Ribbon Commission Recommendations (p. 16)

- The committee approved this resolution in a modified version. It is reflected in *Resolution 25-01: Blue Ribbon Commission on School Funding*.

New London: Save Women's Sports (p. 19)

- The committee turned down this proposed resolution. Committee members noted that the proposed resolution may conflict with current WASB resolution 3.98 *WIAA Autonomy* and could open the door to further external attempts by the Legislature to regulate the internal affairs of the WIAA on other topics. Other committee members did not believe that the WASB was the proper forum for these discussions, considering the WIAA has a medical advisory committee to inform their policies, and all member schools can vote to approve, delete, or amend the WIAA's internal eligibility policies if the WIAA's membership believes a change in WIAA policy is needed.

New London: Revise School Accountability Practices in Reference to District and School Report Cards (p. 20)

- The committee approved this resolution in a modified version. It is reflected in *Resolution 25-08: Accountability and School Report Card Standards*.

Shullsburg: One-Cent Sales Tax (p. 22)

- The committee turned down this proposed resolution, noting that it restates existing WASB Resolution 2.055—One-Cent Sales Tax for School Infrastructure, Technology and Tax Relief.

(Because WASB resolutions, once adopted, remain in force until they are either repealed or amended, the committee saw no need for the Delegate Assembly to take up language identical to the existing resolution.)

Kettle Moraine: Decoupling State Aid Reductions (p. 24)

- The committee approved this resolution in a modified version. It is reflected in *Resolution 25-04: Decoupling Public and Private School Funding*.

Milwaukee Public Schools: EL Literacy Assessments (p. 25)

- The committee advanced this proposal as *Resolution 25-03: Early Literacy Assessment for English Learners*.



2025 WASB DELEGATE ASSEMBLY

Date:

Subject of Resolution:

Submitted by the School Board of:

RESOLUTION:

RATIONALE:

Checking the box (at left) confirms that this submitted resolution was duly approved by the School Board.

Checking the box (at left) and typing in the name of the board president (below) confirms that the board president signed this resolution.

Board President:

Date of Approved Resolution:



2025 WASB DELEGATE ASSEMBLY

Date: 2024-09-04 07:19:41 -0600

Subject of Resolution: Mental Health Advocacy and Staff Retention Proposal for the 2024 Delegate Assembly: Focus on Staff Mental Health for Improved Retention Rates

Submitted by the School Board of: Neenah Joint School District

RESOLUTION: Resolution: The WASB supports legislation to fund mental health initiatives for district staff throughout the state, in order to help improve staff mental health and increase retention rates.

RATIONALE: Rationale: Many school staff members experience significant stress due to a number of unique factors of working in a school district. School staff are asked to support students' social, emotional, behavioral, physical and academic needs in concert with the cooperation of families, the community, and an elected school board. Despite these significant challenges, school districts in Wisconsin consistently produce some of the most successful students in the country as measured by academic and other quality of life measures. This is due in no small part to the dedication, talents, and perseverance of all school personnel. However, in some cases, school staff members find themselves feeling overwhelmed, exhausted, underappreciated, or may even be experiencing burnout. Teachers are the backbone of a school district and their retention is crucial to the health and well-being of children. According to a 2024 report from the Wisconsin DPI, 39.4% of new teachers leave the profession or state within six years, and only 68% of those who complete an education preparation program end up teaching in a Wisconsin public school. Some possible explanations for an increase in teacher turnover include: 1) declining compensation; 2) teachers working with low-income students that bring to school unique challenges; 3) low unemployment rates may lead to high demand in other professions; and 4) the pandemic contributed to higher stress levels for teachers. (New DPI Report shows Wisconsin's Education Workforce is in Crisis, April 11, 2024). There is evidence that improving staff mental health positively impacts student outcomes. For example, a study in American Educational Research Journal found that teacher well-being is closely linked to student achievement and classroom environment (Hargreaves & Fullan, 2012). Effective Interventions and Support Strategies Professional Development Mental Health Resources Workload Management Supportive Leadership Collaborative Culture Flexible Work Arrangements Self-Care Initiatives

RATIONALE,
cont'd.

Key Points

Address Stressors: Identify and address the primary stressors affecting school staff.

Invest in Resources: Provide mental health resources and support in the school setting and through community and EAP resources.

Promote Positive Culture: Foster a supportive and collaborative work environment with the help of a wellness coordinator and other mental health experts who work with the District.

Encourage Self-Care: Implement initiatives that promote work-life balance and self-care. Support these initiatives at the administrative levels by allowing time to do one's work while also being able to take time for self-care.

Currently many districts have received grants from a variety of sources; however, many of these opportunities are competitive in nature and additional funding is needed to appropriately address the widespread need. The Neenah Joint School District supports legislation to create a Mental Health Fund, directly for staff members, who are struggling with mental health issues in order to address the following needs:

Contracted mental health coach (specifically for staff)
Mental health days/trainings
Peer-to-peer mental health support

Checking the box (at left) confirms that this submitted resolution was duly approved by the School Board.

Checking the box (at left) and typing in the name of the board president (below) confirms that the board president signed this resolution.

Board President:

Date of Approved Resolution:



2025 WASB DELEGATE ASSEMBLY

Date:

Subject of Resolution:

Submitted by the School Board of:

RESOLUTION:

RATIONALE:

Checking the box (at left) confirms that this submitted resolution was duly approved by the School Board.

Checking the box (at left) and typing in the name of the board president (below) confirms that the board president signed this resolution.

Board President:

Brian Epley

Date of Approved Resolution:

9/3/2024



2025 WASB DELEGATE ASSEMBLY

Date: 2024-09-04 07:21:47 -0600

Subject of Resolution: Parity of State Aid Equalization Formula to Reduce Funding Gap

Submitted by the School Board of: Neenah Joint School District

RESOLUTION:

Resolution: The WASB supports positive education funding policy change that addresses the disparity and gap between per pupil revenue limit/aid amounts in low spending districts, the state average, and voucher aids for (private) schools in Wisconsin. This can include but not be limited to; reconfiguration of base per pupil revenue limit/aid amounts for all districts based on the actual cost of service; holding equalization aid/revenue limits constant for higher spending districts (with low SES and other identified qualifiers); determining equitable policy to increase aid amounts in determined low spending districts to be commensurate with state averages and the average of high spending districts and voucher supports, whichever is greater; and incrementally increasing all low spending district funding to decrease the gap by raising revenue limit caps first, and adding categorical aid after/in addition to.

RATIONALE:

Rationale: WASB cares about the best possible educational outcomes for all children in Wisconsin. Recognition of this funding disparity has led to initial work by the legislature to achieve parity, however, the funding gap still exists with districts that were locked into low spending per pupil aid amounts.

Each year all districts receive the same percentage increase. During the 2023-25 biennial budget categorical aid was used to reach low spending revenue limits rather than added after continuing the widening of the gap. Additionally, 2023 voucher expansion instituted a higher per pupil state funding aid amount for private school students than public school districts continuing the disparity.

Many Wisconsin communities and school districts are seeing an increase in student economic disadvantage as measured by participation/eligibility for the National School Lunch Program (NSLP) free and reduced price lunch (FRPL) requiring additional resources for student support for successful student outcomes and concentrating the strain on low spending districts.

Rising special education costs and reimbursement rates of only 28.2 percent require public school districts to use on average ten percent of general fund budget amounts to cover the cost of service further decreasing the pool of funds in low spending districts to be used for all students. The high cost special education aid (HCSE) reimbursement rate of only 24.23 percent puts districts at a significant disadvantage for servicing students with the most significant needs. Additional challenges such as underfunded (Act 20) and unfunded mandates, open enrollment not receiving the same reimbursement, differences in the starting line structure, add to the disparity.

RATIONALE, cont'd.

Finally, the Wisconsin Constitution provides for a free and uniform education for all Wisconsin students with equal protection under the law. District per pupil aid was frozen at existing operational levels when the current Wisconsin public school funding formula revenue limits were finalized by Wisconsin Act 16 for the 1993-94 school year. Public school districts in Wisconsin had a wide range in per pupil aid amounts at the time of the funding formula equalization in 1993 for reasons of local community property value/wealth as the basis for the prior funding, as well as the fiscal responsibility of the district and cost of service at the time. Consequently, there continues to exist a wide disparity in per pupil aid amounts between low spending districts, the state average, and high spending districts.

Checking the box (at left) confirms that this submitted resolution was duly approved by the School Board.

Checking the box (at left) and typing in the name of the board president (below) confirms that the board president signed this resolution.

Board President:

Brian Epley

Date of Approved Resolution:

9/3/2024



2025 WASB DELEGATE ASSEMBLY

Date: 2024-09-04 07:22:43 -0600

Subject of Resolution: Public-Private Partnerships and Expanded Use of Title I Funding for Early Childhood Education, Public 3K and Full Day 4K

Submitted by the School Board of: Neenah Joint School District

RESOLUTION:

Resolution: WASB supports a pilot program for fully funded public school 3K and full day 4K for all Wisconsin children including those who are at risk of not being prepared for kindergarten (5K); socioeconomically disadvantaged, participants in social support programs through direct certification as identified through; early screenings, direct certification, Food Distribution Program on Indian Reservations (FDPIR), FoodShare/Supplemental Nutrition Assistance Program (SNAP), HeadStart, Temporary Assistance for Needy Families (TANF), National School Lunch Program (NSLP), Free and Reduced Price Lunch (FRPL) eligibility, BadgerCare/Medicaid, foster children, homeless families, Women, Infants and Children (WIC), communities/blocks of poverty as identified geographically by the US Census tract data, earned income and child tax credit recipients, and incarcerated primary caregivers.

WASB also supports collaborative partnerships between state supported Wisconsin public school districts and federally funded HeadStart, county social support services, private childcare providers, the NSLP/Title I, and Wisconsin institutions of higher learning, including technical colleges, that provide programming, certifications, and educator training for high quality early childhood education (ECE) and early learning. WASB further supports district discretionary use of expanded Title I dollars to earlier grade levels by districts meeting the benchmarks for NSLP direct and categorical participation, and 3K and 4K student households meeting income eligibility for NSLP.

RATIONALE:

Rationale: Great work is being done in Wisconsin school districts, early learning centers, and childcare providers to meet the needs of Wisconsin students and families. However, there exist challenges with the cost and availability of high quality childcare and early childhood education for many families. Additionally, many areas in Wisconsin are experiencing an increase in poverty and economic disadvantage, and childcare deserts exist in many areas.

Early interventions such as high quality early childhood education (ECE) and childcare, including early literacy and social skills development, that counteract poverty and student economic disadvantage have positive, lasting effects, and a high return on public investment, especially when applied early in a child's education. According to recent research, "strategies that bring adequate school funding for wraparound supports—health, mental health, and social services—and extended learning to such schools through community school models can counteract these challenges and support higher achievement and attainment for students" (Cookson 2020).

RATIONALE, cont'd.

Additionally, these early interventions help to address a rise in social, emotional, and behavioral needs resulting from the covid pandemic. "Public preschool programs—state-funded and -run early childhood education programs serving children ages 3 and 4—are an essential part of child care supply" (CAP 2023). There currently exists a shortage of early childhood education for three and four year olds and childcare opportunities in Wisconsin, with approximately 58 percent of families living in childcare deserts (CAP 2018). High quality early education is expensive for parents who wish to be in the workforce, and there exists a shortage of certified ECE teachers due to low comparative wages and high cost of providing early childhood education and childcare.

Checking the box (at left) confirms that this submitted resolution was duly approved by the School Board.

Checking the box (at left) and typing in the name of the board president (below) confirms that the board president signed this resolution.

Board President:

Brian Epley

Date of Approved Resolution:

9/3/2024



2025 WASB DELEGATE ASSEMBLY

Date:

Subject of Resolution:

Submitted by the School Board of:

RESOLUTION:

RATIONALE:

Checking the box (at left) confirms that this submitted resolution was duly approved by the School Board.

Checking the box (at left) and typing in the name of the board president (below) confirms that the board president signed this resolution.

Board President:

Date of Approved Resolution:



2025 WASB DELEGATE ASSEMBLY

Date:

Subject of Resolution:

Submitted by the School Board of:

RESOLUTION:

RATIONALE:

Checking the box (at left) confirms that this submitted resolution was duly approved by the School Board.

Checking the box (at left) and typing in the name of the board president (below) confirms that the board president signed this resolution.

Board President:

Date of Approved Resolution:



2025 WASB DELEGATE ASSEMBLY

Date:

Subject of Resolution:

Submitted by the School Board of:

RESOLUTION:

RATIONALE:

Checking the box (at left) confirms that this submitted resolution was duly approved by the School Board.

Checking the box (at left) and typing in the name of the board president (below) confirms that the board president signed this resolution.

Board President:

Date of Approved Resolution:



2025 WASB DELEGATE ASSEMBLY

Date:

Subject of Resolution:

Submitted by the School Board of:

RESOLUTION:

RATIONALE:

Checking the box (at left) confirms that this submitted resolution was duly approved by the School Board.

Checking the box (at left) and typing in the name of the board president (below) confirms that the board president signed this resolution.

Board President:

Date of Approved Resolution:



2025 WASB DELEGATE ASSEMBLY

Date:

Subject of Resolution:

Submitted by the School Board of:

RESOLUTION:

RATIONALE:

- Checking the box (at left) confirms that this submitted resolution was duly approved by the School Board.
- Checking the box (at left) and typing in the name of the board president (below) confirms that the board president signed this resolution.

Board President:

Date of Approved Resolution:



2025 WASB DELEGATE ASSEMBLY

Date:

Subject of Resolution:

Submitted by the School Board of:

RESOLUTION:

RATIONALE:

Checking the box (at left) confirms that this submitted resolution was duly approved by the School Board.

Checking the box (at left) and typing in the name of the board president (below) confirms that the board president signed this resolution.

Board President:

Date of Approved Resolution:



2025 WASB DELEGATE ASSEMBLY

Date: 2024-09-11 15:25:56 -0600

Subject of Resolution: Take Legislative Action on the Blue Ribbon Commission Recommendations

Submitted by the School Board of: School District of Beloit

RESOLUTION:

WHEREAS, the School District of Beloit serves students with special needs, students who are multilingual, and students who are low-income, and does not receive additional or sufficient funding from the state to meet the increased needs of these categories of pupils in order for them to receive a sound, basic education, and thereby must supplement that gap from our own ever-diminishing General Fund;

WHEREAS, the School District of Beloit, like many other districts in Wisconsin and across the United States, is dealing with declining enrollment, which strains the ability of the district to fund a sound education for all;

WHEREAS, the pass rates for districts going to Operational Referendums are declining, the system of closing funding gaps on the backs of voting property taxpayers is proving to be insufficient to adequately fund districts to make their budgets stretch to meet the needs of every student to provide each one a sound education for all;

WHEREAS, in the 2000 State Supreme Court Opinion in the case of Vincent v. Voight, it was stated that: An equal opportunity for a sound, basic education acknowledges that students and districts are not fungible and takes into account district with disproportionate numbers of disabled students, economically disadvantaged students, and students with limited English language skills. So long as the legislature is providing sufficient resources so that school districts offer students the equal opportunity for a sound, basic education as required by the constitution, the state school finance system will pass constitutional muster;

WHEREAS, the current legislative definitions for a sound, basic education are defined in Wis. Stat. s.s. 118.30(1g)(a) and 121.02(L)(1997-98) as the opportunity for students to be proficient in mathematics, science, reading and writing, geography, and history, and for them to receive instruction in the arts and music, vocational training, social sciences, health, physical education and foreign language, in accordance with their age and aptitude;

WHEREAS, the State of Wisconsin Legislature's Blue Ribbon Commission on School Funding was established in 2019 by Representative Vos and Senator Fitzgerald to examine how tax dollars are distributed to schools and to make recommendations to better meet the needs of students across the state;

RESOLUTION,
cont'd.

WHEREAS, the Blue Ribbon Commission on School Funding Report made recommendations in the following categories:

- Per Pupil Adjustment and Per Pupil Aid
- Declining Enrollment
- Negative Tertiary Aid
- Timing of School Aids Distribution
- School Levy Tax Credit Funding
- Revenue Limit Adjustments
- Per Pupil Adjustment Inflation Indexing
- Special Education Categorical Aid
- Bilingual-Bicultural Aid
- Aid for Low-Income Pupils
- High-Cost Transportation Aid
- Sparsity Aid
- Gifted and Talented Pupils
- Mental Health
- School District Consolidation
- Early Childhood
- Incentives for Shared Services
- Summer Learning Loss
- Educator Workforce Shortage
- Two-Thirds Funding

WHEREAS, the Blue Ribbon Commission on School Funding identified deficiencies in the current way in which the legislature funds public schools, which potentially interferes with the ability for districts to provide an equal opportunity for a sound, basic education for all due to ineffective funding;

WHEREAS, it is the opinion of the Wisconsin State Supreme Court that the legislature has a Constitutional obligation to provide sufficient resources for district to provide an equal opportunity for a sound, basic education for all;

WHEREAS, the Legislature acting upon these recommendations would significantly increase resources from the Legislature to support the Constitutional right for an equal opportunity for a sound, basic education for all;

RATIONALE:

NOW, THEREFORE BE IT RESOLVED, that the School District of Beloit Board of Education fully endorses the recommendations of the 2019 Blue Ribbon Commission Report and calls upon the Legislature to revise the school funding system in order to enact all twenty of the recommendations in order to ensure that the School District of Beloit along with all other public school district in Wisconsin are sufficiently resourced by the State Legislature to provide an equal opportunity for every pupil to have a sound basic Education.



Checking the box (at left) confirms that this submitted resolution was duly approved by the School Board.



Checking the box (at left) and typing in the name of the board president (below) confirms that the board president signed this resolution.

Board President:

Date of Approved Resolution:



2025 WASB DELEGATE ASSEMBLY

Date:

Subject of Resolution:

Submitted by the School Board of:

RESOLUTION:

Resolution to Protect Title IX in K-12 Public Education
And Save Women’s Sports

Whereas the participation of biological males in female teams in k-12 education has caused a large perception across the country of unfairness in female sports competition;

Whereas Title IX passed in 1972 by a large majority, and signed into law, was enacted to create more equality of opportunity for girls and women;

Whereas the participation of biological males in female sports, identifying as females, has caused many female athletes to be pushed out of higher placements for awards and qualifications;

Whereas many states in the United States of America have enacted legislation to protect Women’s Sports by barring biological males from playing on all-female teams;

Be it resolved that the Wisconsin Association of School Boards supports legislation for our state government to prevent biological males from competing in all-female sports.

RATIONALE:

At least 24 states have passed legislation that bans biological males from competing on all-female sports teams in k-12 public education. Wisconsin has not yet passed such legislation. Title IX was passed by congress and signed into law in 1972, and has resulted in many more opportunities for girls and women in education. Wisconsin needs to join these other states to keep things fair for women and girls.

Checking the box (at left) confirms that this submitted resolution was duly approved by the School Board.

Checking the box (at left) and typing in the name of the board president (below) confirms that the board president signed this resolution.

Board President:

Date of Approved Resolution:



2025 WASB DELEGATE ASSEMBLY

Date:

Subject of Resolution:

Submitted by the School Board of:

RESOLUTION:

Resolution to Revise School Accountability Practices
 In Reference To District and School Report Cards

Whereas, current school accountability practices have become complex, obscuring clear assessments of student achievement;

Whereas, there is a need to streamline the overall scoring system;

Whereas, define grade bands across all districts to enhance transparency and comparability regardless of school building configuration;

Therefore, Be It Resolved that the Wisconsin Department of Public Instruction revises the current school accountability practices to:

1. Report overall score grounded in student achievement.
2. Report other factors and metrics (such as attendance, graduation rates, etc.) but exclude these from directly influencing the overall score.
3. Define grade bands that ensure consistency and fairness across all districts (such as K-5, 6 8, 9-12).
4. Eliminate calculated weighted average and report out raw results.

Be It Further Resolved that these revisions be implemented in a timely manner to enhance transparency, clarity, and effectiveness in assessing school performance across Wisconsin.

RATIONALE:

The New London Board of Education supports redefining the reporting model for the Department of Public Instruction District and school report cards. This redefinition aims to establish consistent scoring metrics across grade bands rather than individual schools, and be simplified and grounded in universal student achievement factors for all school districts.

Checking the box (at left) confirms that this submitted resolution was duly approved by the School Board.

Checking the box (at left) and typing in the name of the board president (below) confirms that the board president signed this resolution.

Board President:

Date of Approved Resolution:



2025 WASB DELEGATE ASSEMBLY

Date:

Subject of Resolution:

Submitted by the School Board of:

RESOLUTION:

Whereas:

The Shullsburg School Board supports the implementation of a new statewide one-cent (one percent) sales tax to help public school districts build, maintain, and upgrade facilities, upgrade district technology infrastructure, software, and teacher training related to technology and help lower property taxes for Wisconsin taxpayers. District electors would need to approve a one-time revenue purpose statement before these sales tax funds could be expended and funding from the sales tax could not be spent on supplies, hiring additional staff or employee salaries and benefits. This one-cent sales tax is intended to provide equitable, designated funding for all public schools and all students, distributed on a per-student basis, as a new, ongoing revenue stream for the stated purposes and should not be used by the legislature to replace existing state revenues or for other purposes. This tax should remain in place for a long enough period of time to enable schools to borrow (issue bonds) against this revenue stream.

RATIONALE:

Rationale:

Existing WASB resolutions support “new state revenues, including sales and income taxes, and proposals to broaden the base of state tax programs in order to provide state revenues to school districts consistent with WASB policies” as well as, “developing a well-balanced tax system that lowers Wisconsin’s heavy reliance on ... property taxes while properly funding existing mandates.”

This resolution endorses a specific approach to augment those general statements. Supporters of this resolution argue that providing revenue to schools through a sales tax increase has the benefits of reducing the dependency on the property tax and including out-of-state visitors in sharing in the cost through sales tax collections attributable to tourism. Other states, including the neighboring states of Iowa and Illinois, have implemented one-cent sales tax for schools programs. Supporters argue local communities in those states are using the funding based on their unique facility/infrastructure needs and that it allows school boards in those states to create more reliable long-term plans and budgets. Local school boards oversee facility planning, with local community approval of the broad purposes and uses of the funding stream sought by this resolution.

Checking the box (at left) confirms that this submitted resolution was duly approved by the School Board.

Checking the box (at left) and typing in the name of the board president (below) confirms that the board president signed this resolution.

Board President:

Casey Fennell

Date of Approved Resolution:

09/11/2024



2025 WASB DELEGATE ASSEMBLY

Date:

Subject of Resolution:

Submitted by the School Board of:

RESOLUTION:

RATIONALE:

Checking the box (at left) confirms that this submitted resolution was duly approved by the School Board.

Checking the box (at left) and typing in the name of the board president (below) confirms that the board president signed this resolution.

Board President:

Date of Approved Resolution:



2025 WASB DELEGATE ASSEMBLY

Date: 2024-09-12

Subject of Resolution: ELL Literacy Programs

Submitted by the School Board of: Milwaukee Public Schools

RESOLUTION: The WASB supports that early literacy assessments, screeners, and diagnostics required in state law be provided in an English Learner (EL) student’s home language in accordance with current best practices in assessment and instruction for bilingual program students. EL students tested in English should not be labeled “at risk” without verification that the student also fails an early literacy test in their home language.

RATIONALE: Wisconsin currently serves nearly 55,000 English Learners (ELs), with over 140 identified languages spoken by Wisconsin students, and with approximately 9,000 ELs concentrated in Milwaukee alone. Wisconsin State Statutes 115.96 (4)(b) states that an established bilingual-bicultural educational program should provide, “through the use of the native language of the limited- English proficient pupil, instruction in the subjects necessary to permit the pupil to progress effectively through the educational system,” Wisconsin State Statutes 118.017 states that, “All instruction shall be in the English language, except, in part, those programs established under subchapter VII of Ch. 115, where instruction shall be in the English language and in the non-English language of the bilingual- bicultural education program,” and; The current practice of the Wisconsin Department of Public Instruction (DPI) to test all ELs in English, regardless of their time learning the English language, violates federal law under the Supreme Court decision Lau v. Nichols (1973), which addresses equity in language instruction and by extension, assessment. Lau further holds that once a student is identified as an EL under the Lau Remedies, they cannot be treated as other English-dominant students. By testing students in English before they have learned English, 2023 Wisconsin Act 20 goes against federal Lau compliance mandates, which require that elementary schools provide students with limited English proficiency special English-as-a-second-language instruction as well as academic subject-matter instruction through the student’s strongest language until the student achieves proficiency in English sufficient to learn effectively in a monolingual English classroom.

RATIONALE, cont'd.

Reading readiness screeners given only in English are not a valid assessment of students who speak languages other than English because these tests measure the student's level of English language acquisition instead of their level of literacy development and ignore the fact that an EL might be at grade level in their home language.

The Wisconsin Association for Bilingual Education (WIABE) the largest organization in the state of Wisconsin that serves educators of emerging bilingual and multilingual students is leading advocacy efforts that bring to light the unjust nature of this law which disproportionately impacts English Learners and violates their right to learn in two languages.

The current implementation of 2023 Wisconsin Act 20 is in direct opposition to the successful bilingual/dual language program models of instruction in Wisconsin, which support students acquiring English language proficiency while maintaining their home language and which is supported by research evidence that skills developed in the first language, will automatically transfer to the second language (Cummins, Collier & Thomas, Escamilla, Gottlieb, Castro, Beeman & Urow).

The current implementation of 2023 Wisconsin Act 20 will adversely impact bilingual teachers who will feel compelled to refrain from using the native language to develop academic skills and who may shift to English-only instruction.

2023 Wisconsin Act 20 may pressure school districts to move away from following the fidelity of the bilingual/dual language programs to comply with English testing mandates, thereby jeopardizing the quality of bilingual/dual language programs in Wisconsin. 2023 Wisconsin Act 20 disregards the unique strengths and needs of ELs. English-only standardized tests, and screeners, and diagnostics are not valid for ELs.

Checking the box (at left) confirms that this submitted resolution was duly approved by the School Board.

Checking the box (at left) and typing in the name of the board president (below) confirms that the board president signed this resolution.

Board President:

Marva Herndon

Date of Approved Resolution:

9/12/24



POTENTIAL APRIL 2025 REFERENDUM

January 13, 2025





Agenda

- Capital Referendum vs. Operating Referendum
- Current District and Statewide Financial Situation
- Operational Referendum Information and Recommendation





Types of Referendums

Operational

A school district may ask voters to exceed the allowable maximum revenue through a voter-approved referendum to support operational expenses

- Recurring referendum - never stops
- Non-recurring referendum - exists for a defined period of time

Capital

A school district may ask voters to exceed the allowable maximum revenue through a voter-approved referendum to support capital expenses

- Allows the district to borrow funds immediately and pay back over time
- Alleviates the tax burden of a long-term capital asset over a longer period of time





Referendum Statistics

	Non-Recurring	Recurring	Capital
Spring 2022	38 questions/92% passed	8 questions/63% passed	35 questions/71% passed
Fall 2022	28 questions/75% passed	14 questions/79% passed	39 questions/82% passed
Spring 2023	44 questions/50% passed	10 questions/60% passed	29 questions/62% passed
Spring 2024	45 questions/62% passed	23 questions/52% passed	35 questions/60% passed
Fall 2024	59 questions/68% passed	17 questions/77% passed	58 questions/88% passed



District Financial Concerns

- Decreasing fund balance and health insurance fund balance
- Program funding shortfalls
- Stagnating capital maintenance budget
- Unclear future of state funding
- Below-CPI salary increases
- Substitute employee and event-worker pay not competitive





5-Year Projection: Current Operations

Fund 10 - General Fund - Projection Summary

Wausau School District | Base - Work in Progress Updated Board 01-06-25

DRAFT

	BUDGET		REVENUE & EXPENDITURE PROJECTIONS								
	FY - 2025	FY - 2026	% Δ	FY - 2027	% Δ	FY - 2028	% Δ	FY - 2029	% Δ	FY - 2030	% Δ
REVENUE											
Local Sources	\$20,040,007	\$18,736,351	-6.51%	\$18,364,335	-1.98%	\$17,350,343	-5.52%	\$17,108,826	-1.39%	\$17,091,629	-0.10%
State Sources	\$88,951,456	\$90,607,319	1.86%	\$93,166,733	2.82%	\$95,558,665	2.57%	\$98,374,832	2.95%	\$100,966,679	2.63%
Federal Sources	\$6,656,919	\$4,542,334	-31.77%	\$4,542,334	0.00%	\$4,542,334	0.00%	\$4,542,334	0.00%	\$4,542,334	0.00%
Other	\$2,849,407	\$2,908,081	2.06%	\$2,982,040	2.54%	\$3,056,000	2.48%	\$3,105,306	1.61%	\$3,179,265	2.38%
TOTAL REVENUE	\$118,497,789	\$116,794,085	-1.44%	\$119,056,042	1.94%	\$120,507,342	1.22%	\$123,131,298	2.18%	\$125,779,907	2.15%
EXPENDITURES											
Salary and Benefits	\$80,364,491	\$82,336,263	2.45%	\$83,768,942	1.74%	\$85,698,569	2.30%	\$87,692,112	2.33%	\$89,751,716	2.35%
Other Objects	\$38,908,296	\$38,156,386	-1.93%	\$38,648,286	1.29%	\$39,145,214	1.29%	\$39,644,012	1.27%	\$40,158,999	1.30%
TOTAL EXPENDITURES	\$119,272,788	\$120,492,648	1.02%	\$122,417,228	1.60%	\$124,843,783	1.98%	\$127,336,124	2.00%	\$129,910,715	2.02%
SURPLUS / DEFICIT	(\$774,999)	(\$3,698,563)		(\$3,361,186)		(\$4,336,442)		(\$4,204,826)		(\$4,130,808)	
BEGINNING FUND BALANCE	\$30,250,139	\$29,475,140		\$25,776,577		\$22,415,391		\$18,078,949		\$13,874,123	
ENDING FUND BALANCE	\$29,475,140	\$25,776,577		\$22,415,391		\$18,078,949		\$13,874,123		\$9,743,315	
FUND BALANCE AS % OF EXPENDITURES	24.71%	21.39%		18.31%		14.48%		10.90%		7.50%	

*Assumptions: 3% salary increases, \$325 per pupil increase, higher health insurance & transportation costs



How Does Task Force Work Impact Deficit?

Do we ever get to a balanced budget through a decreased footprint?

Year	Projected Annual Deficit	*Potential Annual Consolidation Savings:	Potential Annual Deficit w/Consolidation Savings	Year End Fund Balance
24-25 (Current)	\$ (774,999)	\$ -	\$ (774,999)	\$ 29,475,140
25-26	\$ (3,698,563)	\$ -	\$ (3,698,563)	\$ 25,776,577
26-27	\$ (3,361,186)	\$ 500,000	\$ (2,861,186)	\$ 22,915,391
27-28	\$ (4,336,442)	\$ 1,000,000	\$ (3,336,442)	\$ 19,578,949
28-29	\$ (4,204,826)	\$ 1,500,000	\$ (2,704,826)	\$ 16,874,123
29-30	\$ (4,130,808)	\$ 2,000,000	\$ (2,130,808)	\$ 14,743,315

*Projecting potential savings of \$2,000,000 annually with consolidation realized over five years

Per Pupil Revenue Limit Adjustment





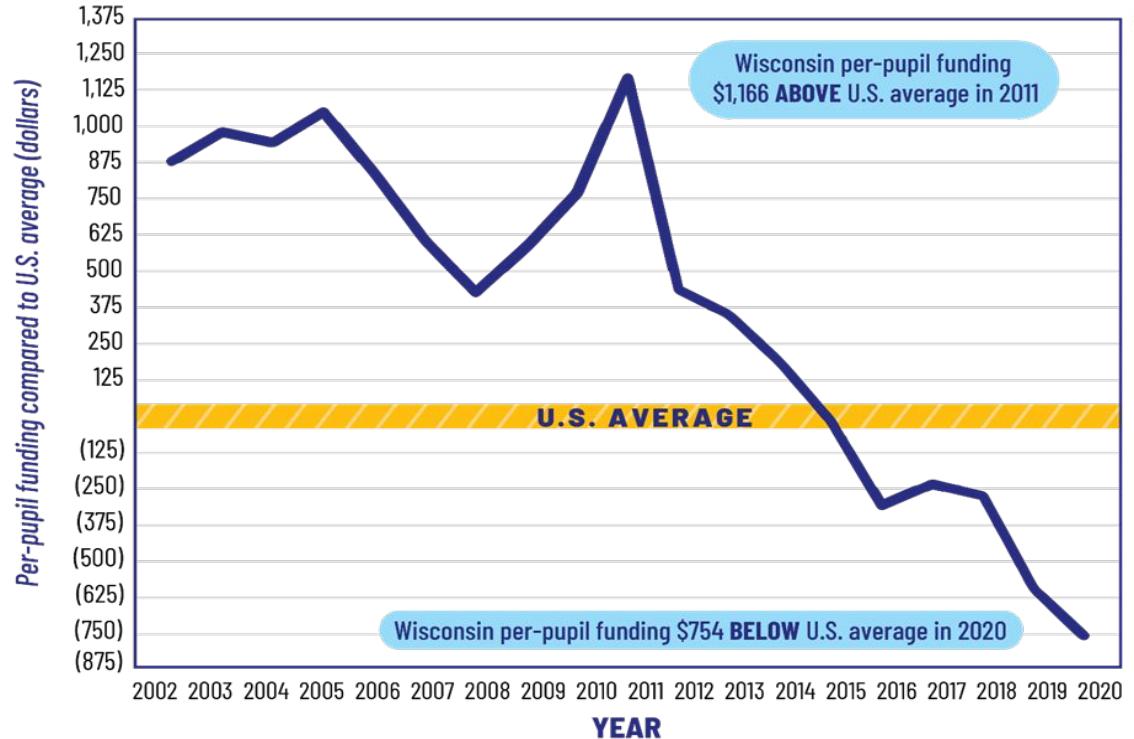
Funding for Wisconsin Public Education

Wisconsin Ranked 25th in 2020

As recently as 2011,
Wisconsin's per pupil funding
was \$1,166 above the
national average

⚠ In 9 years, we have fallen
\$754 BELOW the national
average ⚠

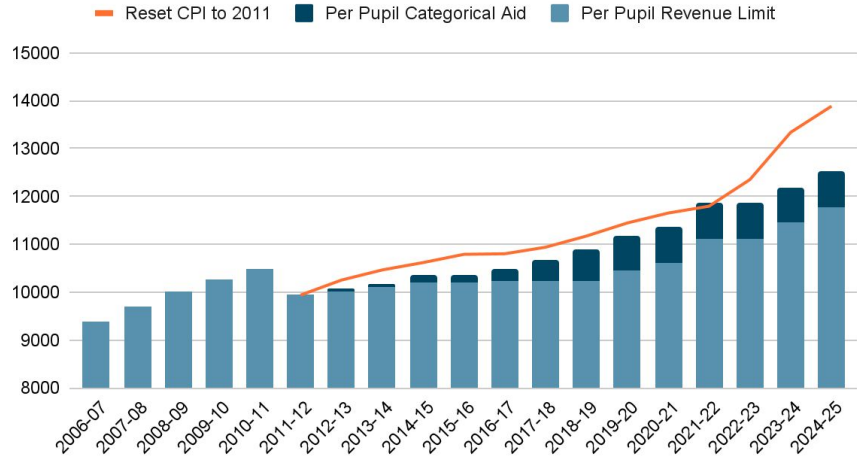
This is before 2 years of a \$0
increase from the state



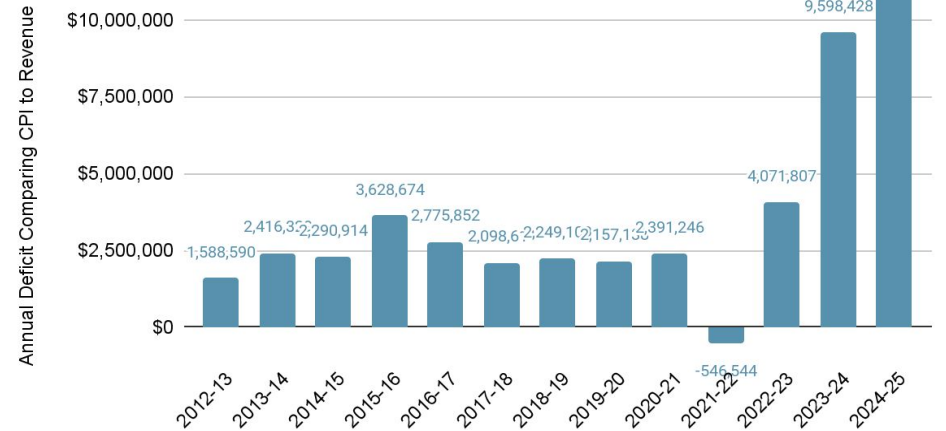


District Funding Compared to Inflation

Per Pupil Revenue Limit, Per Pupil Categorical Aid and CPI



Annual Revenue Deficit Compared to CPI





What Steps has the District Taken?

- Staffing full-time equivalent (FTE) reductions: 25+ FTE in 2024
- Salary increases below CPI
- Static budgets (building, department, & capital maintenance)
- Leveraged available ESSER funding
- Elementary Task Force
- CESA 10 study & report
- 2021 Recurring Operating Referendum: \$4 Million Annually
 - Majority for Pupil Services Staffing




Options to Address Financial Outlook

- Increase Revenue:
 - Operating Referendum
 - Capital Referendum
- Reduce Spending
 - Middle School Athletics to Fund 80
 - Workforce Full-Time Equivalent (FTE) Reduction
 - Compensation Model
 - Footprint Evaluation & Changes
 - Reduce Program Offerings
 - Decrease Maintenance Spending

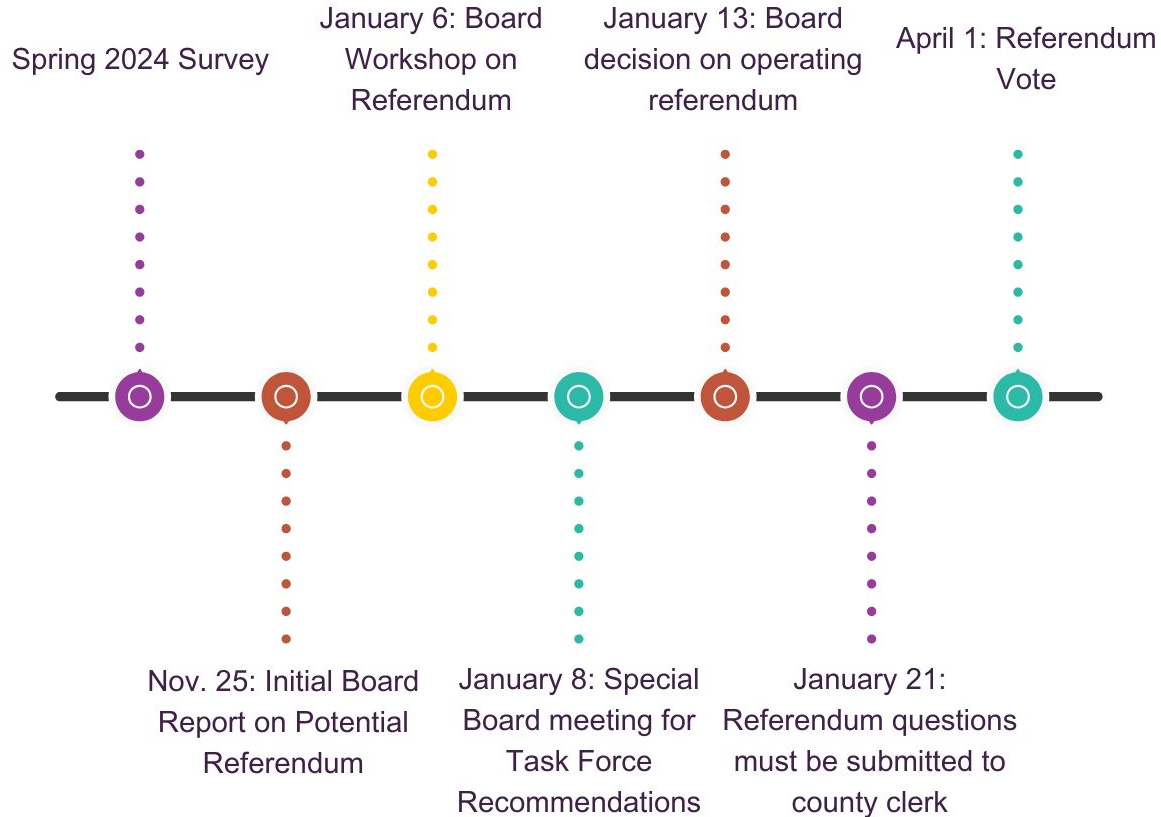
IMPORTANT NOTE:

- Board Policy Minimum: 10%
- Short-Term Borrowing





Operational Referendum Timeline





What we Would Potentially Gain from an Operational Referendum

- Mitigate budget deficit
- Maintain and enhance student programming
- Address ongoing maintenance needs
- Attract and retain staff
- Appropriately-funded health insurance





Consequences of No Referendum or Failed Referendum

- Salary impacts
- Continued staff reductions
- Defer necessary maintenance
- Reduction in funding for activities and athletics
- Impacted student programming (non-core classes)





Ongoing Maintenance Through Operating Referendum

Examples of acceptable high-impact maintenance options through operating referendum:

- District-wide roofing
- District-wide HVAC & air conditioning
- Mass communication
- Camera upgrades
- Energy efficiency upgrades





CESA 10 Elementary Building Study



Elementary Strategic Plan



Wausau - Facilities Improvement Budget

Campus	Deferred Maintenance			Construction Cost**
	1-2 Year	3-5 Year	5-10 Year	
Riverview	\$3,748,700	\$597,600	\$148,500	\$4,494,800
John Marshall	\$544,500	\$3,404,500	\$231,500	\$4,180,500
Lincoln	\$12,000	\$2,933,250	\$175,000	\$3,120,250
Franklin	\$88,900	\$2,567,400	\$437,500	\$3,093,800
Grant	\$75,200	\$2,558,500	\$347,500	\$2,981,200
Rib Mountain	\$37,800	\$868,950	\$1,289,500	\$2,196,250
Jefferson	\$700,000	\$808,800	\$168,500	\$1,677,300
South Mountain	\$670,800	\$961,500	\$36,000	\$1,668,300
Stettin	\$538,500	\$399,800	\$330,000	\$1,268,300
GD Jones	\$521,500	\$627,800	\$35,000	\$1,184,300
Hawthorn Hills	\$55,200	\$324,500	\$263,500	\$643,200
Maine	\$455,500	\$41,500	\$56,500	\$553,500
Hewitt-Texas	\$31,500	\$291,600	\$207,000	\$530,100
Total	\$7,480,100	\$16,385,700	\$3,726,000	\$27,591,800

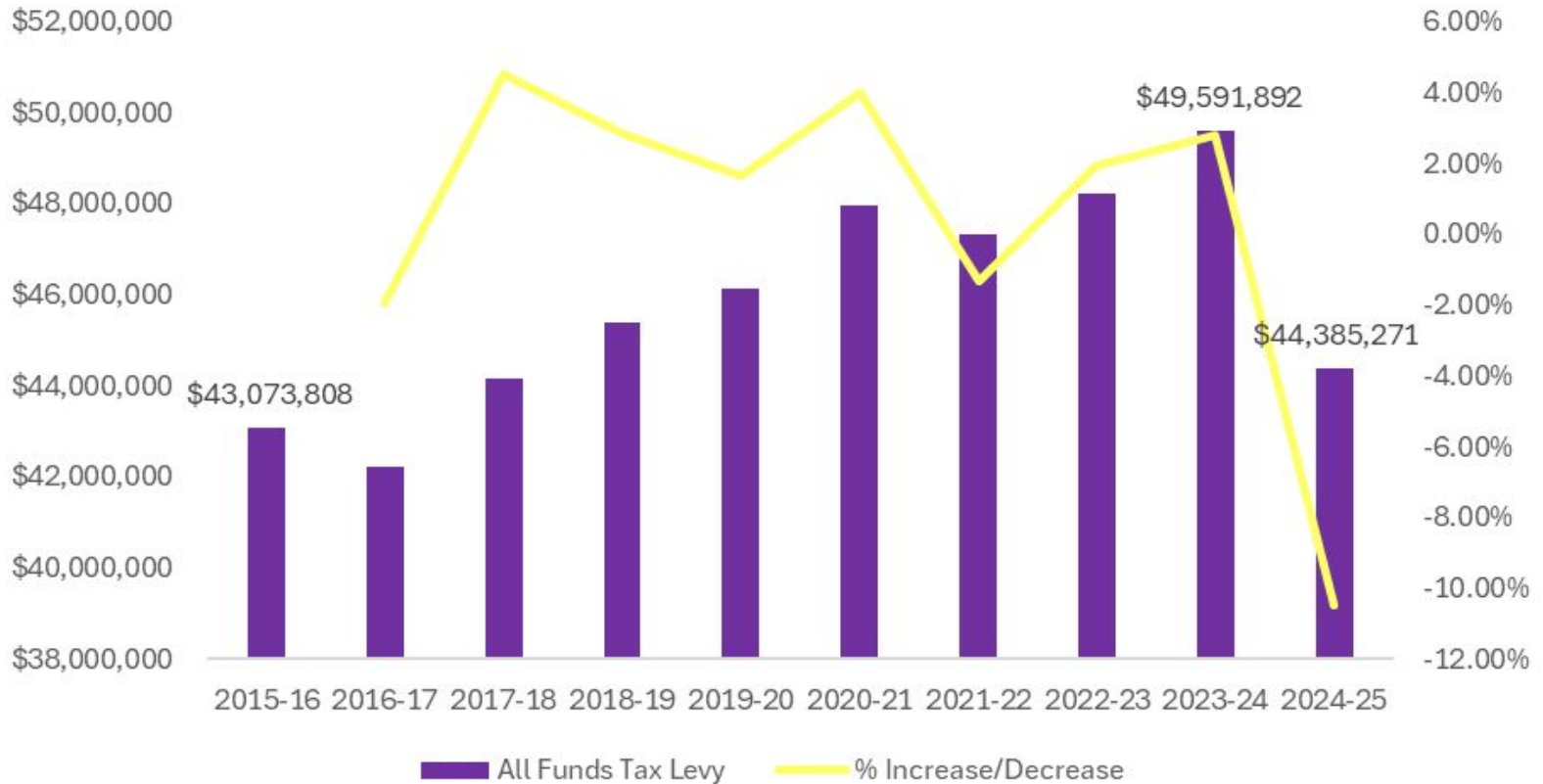
** Construction Costs = Hard construction costs only (labor, materials, and equipment)



Task Force Recommendations

- Address as many of the 10-year deferred maintenance items in the CESA 10 Elementary Facilities Assessment as possible, both at 'receiver' schools and at other elementary schools that will remain following consolidation
- Improve each 'receiver' school with air conditioning where not already present (i.e., Franklin and John Marshall)

Wausau School District Tax Levy History (10-Year)



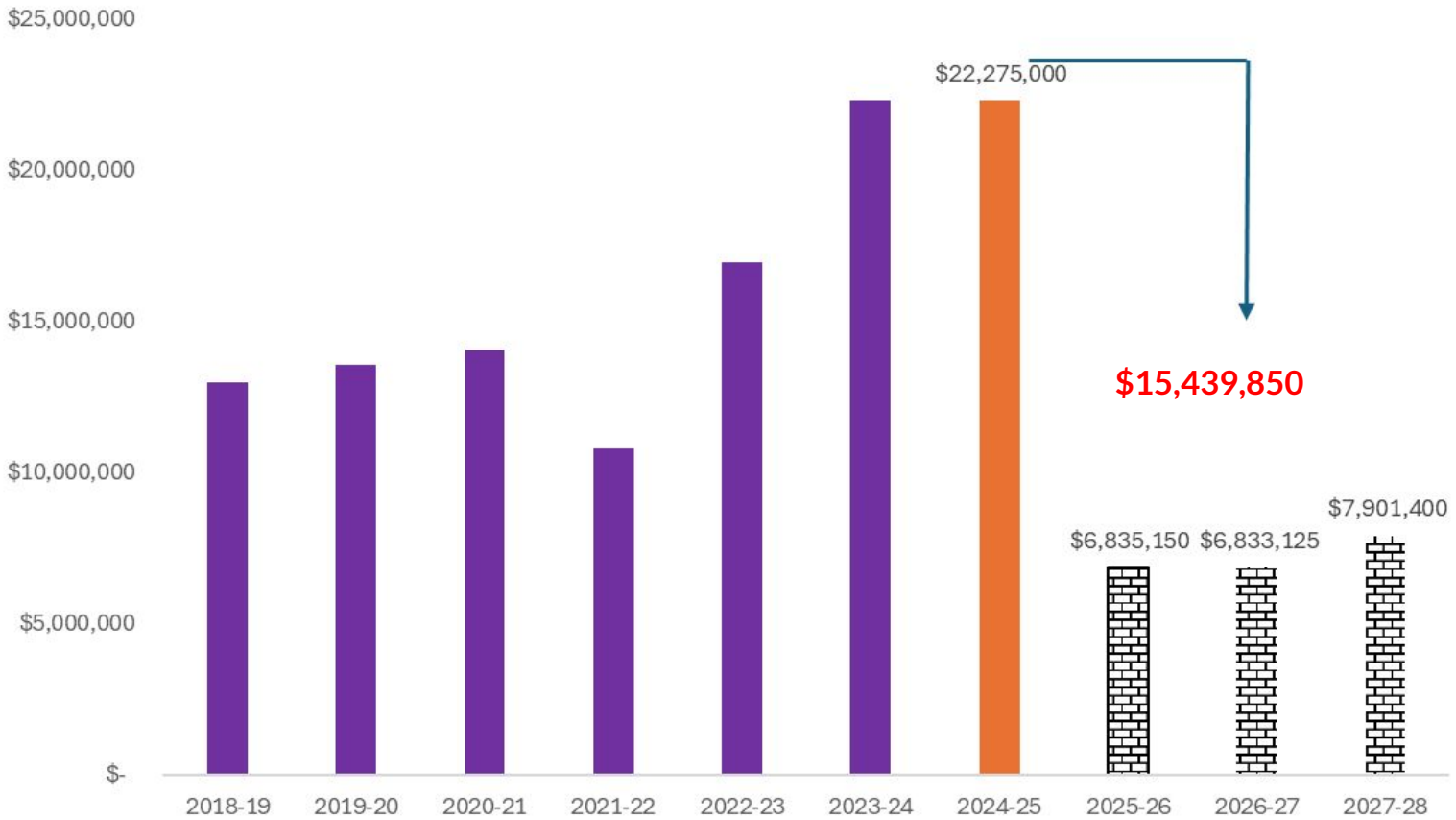


Debt Prepayment/Defeasance

The district has used debt defeasance to prepay our capital debt, thereby creating the ability to seek referendum, while potentially decreasing the overall district tax burden on our community.

Fiscal Year	Amount Applied	Savings
2017-18	\$3,386,779	\$340,508
2018-19	\$6,525,799	\$572,289
2019-20	\$8,179,795	\$503,030
2020-21	\$12,466,195	\$2,028,821
2021-22	\$10,250,000	\$4,973,751
2022-23		
2023-24	\$13,937,975	\$1,101,506
Total		\$8,418,399

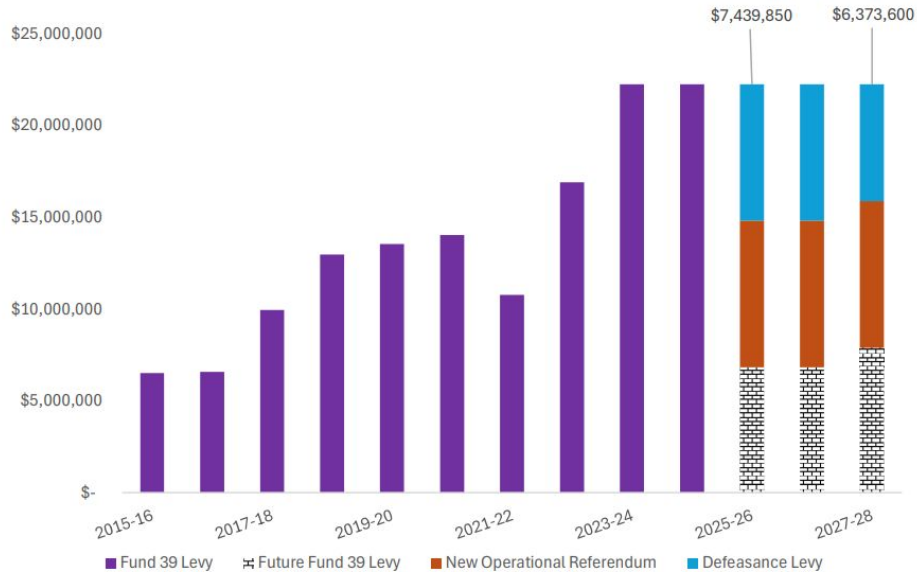
Wausau School District Fund 39 Levy





Levy Impact of \$8 Million Operating Referendum

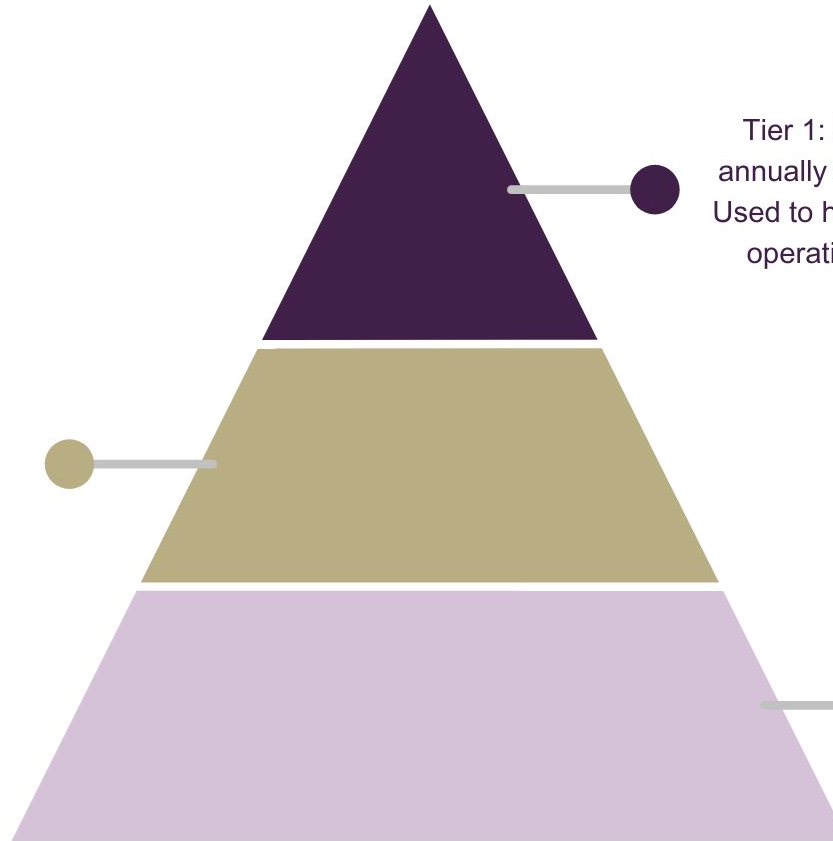
Wausau School District
\$8M Operating Referendum
No Mill Rate Increase





3 Potential Options

Tier 2: \$6 million annually for 5 years. Used for both operational support and immediate maintenance needs.



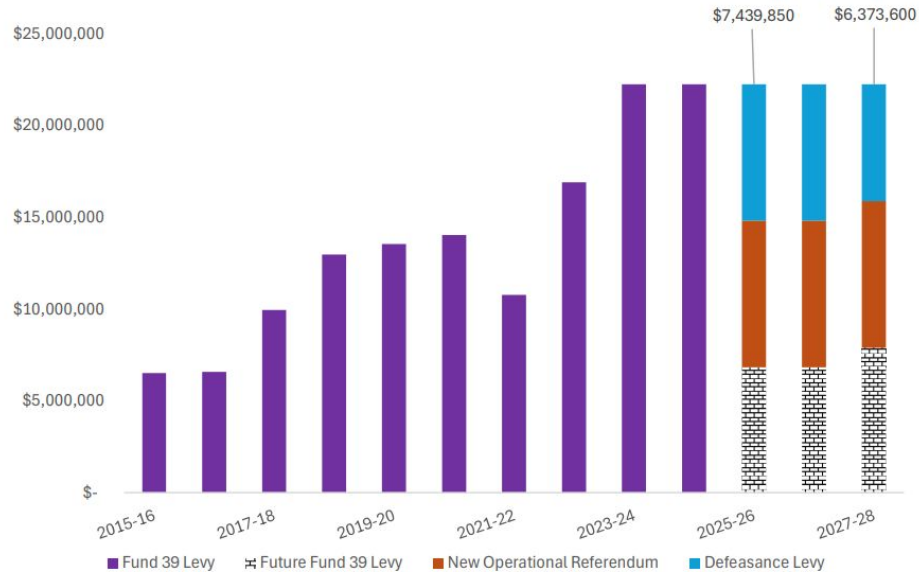
Tier 1: \$4 million annually for 5 years. Used to help mitigate operating deficit

Tier 3: \$8 million annually for 5 years. Used for operational support and enhanced maintenance needs



Levy Impact of \$8 Million Operating Referendum

Wausau School District
\$8M Operating Referendum
No Mill Rate Increase





Operational Referendum Recommendation & Next Steps

- Recommend to Board to pursue a 2025 operating referendum
- Recommend non-recurring referendum (limited-time duration)
- Recommend \$8 million annually for 5 years





Potential Referendum Question (Operating)

Provided by Quarles & Brady:

Question: Shall the Wausau School District, Marathon County, Wisconsin be authorized to exceed the revenue limit specified in Section 121.91, Wisconsin Statutes, by \$_____ per year for five years, beginning with the 2025-2026 school year and ending with the 2029-2030 school year, for non-recurring purposes consisting of operational and capital maintenance and improvements?



Questions?





3 Potential Motions (Board Must Vote on Them)

Motion to modify resolutions IX.C.1 and IX.C.2 to reflect \$_____.

IX.C.1. Resolution Authorizing the School District Budget to Exceed Revenue Limit by \$4,000,000 to \$8,000,000 for Five Years for Non-Recurring Purposes

IX.C.2. Resolution Providing for a Referendum Election on the Question of the Approval of a Resolution Authorizing the School District Budget to Exceed Revenue Limit by \$4,000,000 to \$8,000,000 Per Year for Five Years for Non-Recurring Purposes



THANK YOU!





How to use Operating Referendum to Support Capital Projects

A successful operating referendum provides additional revenue within revenue limits. For capital maintenance, there are 2 popular options using operating referendum resources.

Option #1

Utilize the operating referendum revenue annually to cover maintenance expenses.

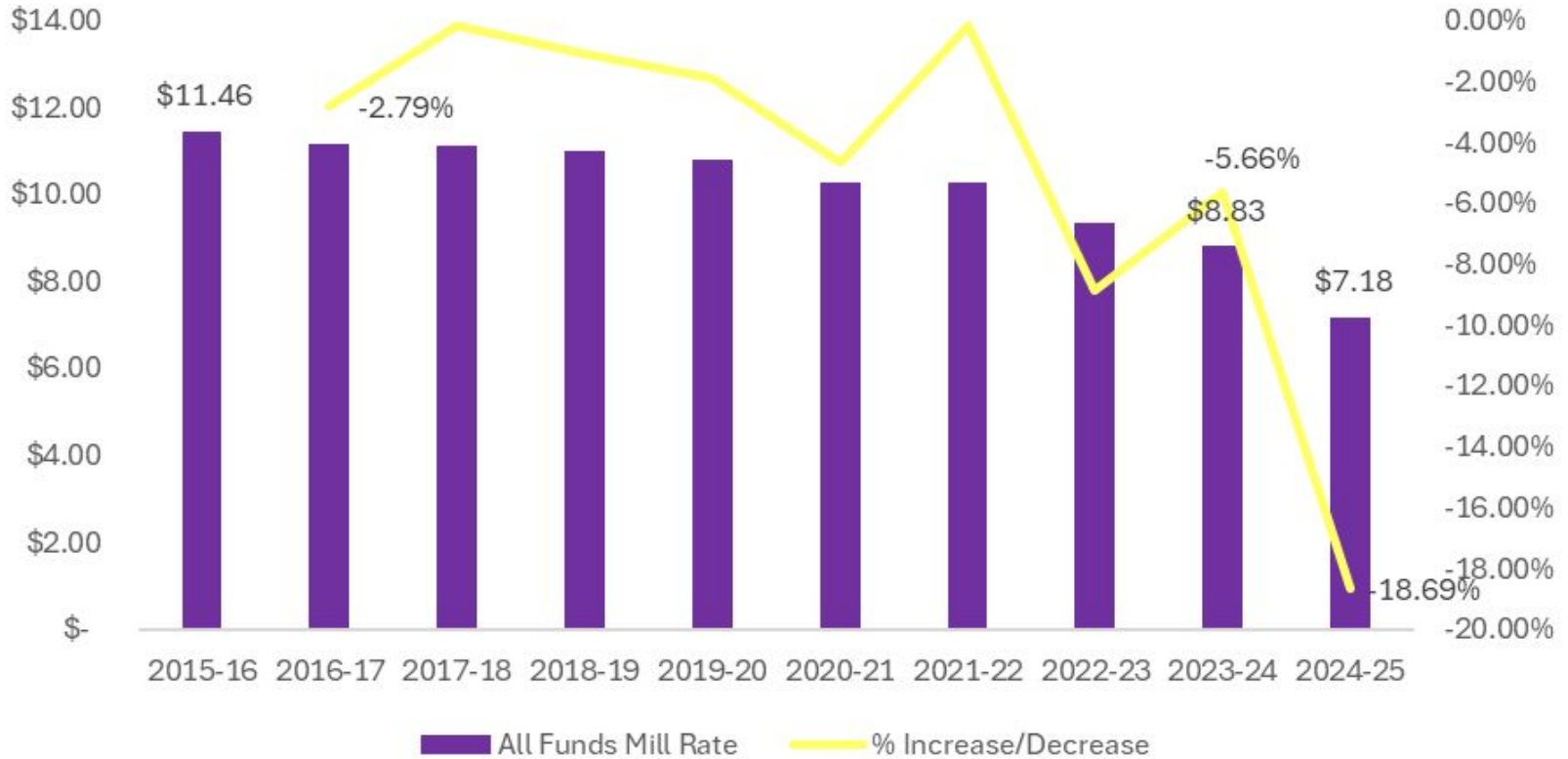
Example: Using the \$2.5 million amount for 5 years, you complete \$2.5 million of capital maintenance projects annually each year for a total of \$12.5 million after 5 years

Option #2

Utilize the operating referendum revenue annually to cover principal and interest expenses.

Example: Using the \$2.5 million amount for 5 years, you borrow the full amount upfront and repay the debt with the operating referendum revenue.

Wausau School District Mill Rate History (10-Year)





Capital Referendum

- 2022 Capital Referendum: \$119.8 million
 - 2022 Referendum:
 - Remaining dollars: Estimated \$5.1 million
- CESA 10 Elementary Building Study
- Annual Capital Maintenance Budget
- Secondary Building Study



2022 Capital Referendum Budget

2022 Capital Referendum Budgets (1.6.25)			
Location	Original Budget	Design Budget	Bid Budget
District Wide	8,614,000	8,614,000	8,614,000
East High School	5,998,000	6,404,454	5,435,289
East Athletics Phase 1	3,714,000	4,346,200	4,069,948
East Athletics Phase 2			
Franklin Elementary	761,000	913,000	913,000
GD Jones Elementary	198,000	248,000	258,590
Grant Elementary	2,068,000	2,585,000	2,585,000
Hawthorn Hills Elementary (bldg)	690,000	700,000	538,950
Hawthorn Hills Elementary (site)	1,926,000	44,000	44,000
Hewitt-Texas Elementary	133,000	166,000	166,000
Horace Mann MS	7,119,000		
Horace Mann (Montessori)	5,000,000	12,900,000	11,528,184
John Marshall Elementary	565,000	706,000	706,000
John Muir Middle School	34,794,000	34,307,800	36,790,953
Lincoln Elementary	214,000	268,000	268,000
Maine Elementary	141,000	176,000	241,376
Rib Mountain Elementary	158,000	198,000	198,000
Riverview Elementary	1,465,000	1,665,000	1,920,288
School Forest	4,243,000	5,043,000	5,478,788
South Mountain Elementary	4,873,000	4,873,000	4,873,000
Stettin Elementary School	3,462,000	3,767,286	3,462,000
Thomas Jefferson Elementary	902,000	1,082,000	1,110,847
West High School	28,395,000	29,895,000	31,088,437
West Athletics Phase 1	2,733,627	1,563,300	1,963,267
West Athletics Phase 2	1,633,373	2,200,000	2,009,874
West Community Room/Bleacher Storage			1,169,193
Total	119,800,000	122,665,040	125,432,983
Projected Interest Earnings	<u>8,000,000</u>		
Over/(under) Including Interest Earnings		(5,134,960)	(2,367,017)
	Projects From Consolidated Schools		(2,795,000)
		Total:	(5,162,017)



Capital Referendum Strategy

Need for long-term district financial strategy:

- Planning for immediate future and 10-20 years down the road
- Need for comprehensive building plan (small referendum vs. larger)
- Debt defeasance
- Concerns with going to capital referendum in April 2025





Capital Recommendation

Build immediate building maintenance needs into operational referendum, while developing long-term strategy and comprehensive possible future referendum question.





Potential Recurring Referendum Question (Operating)

Provided by Quarles & Brady:

Question: Shall the Wausau School District, Marathon County, Wisconsin be authorized to exceed the revenue limit specified in Section 121.91, Wisconsin Statutes, by \$_____ beginning with the 2025-2026 school year, for recurring purposes consisting of operational and capital maintenance expenses?

**WAUSAU SCHOOL DISTRICT
WAUSAU, WISCONSIN**

**FINANCIAL STATEMENTS
WITH INDEPENDENT AUDITORS' REPORT**

JUNE 30, 2024

WAUSAU SCHOOL DISTRICT
TABLE OF CONTENTS
JUNE 30, 2024

Page

- 3-5 Independent Auditors' Report
- 6-17 Management's Discussion and Analysis

BASIC FINANCIAL STATEMENTS

District-Wide Financial Statements

18 Statement of Net Position

19 Statement of Activities

Fund Financial Statements

20 Balance Sheet - Governmental Funds

21 Statement of Revenues, Expenditures and Changes in Fund Balances -
Governmental Funds

22 Reconciliation of Statement of Revenues, Expenditures and Changes in
Fund Balances of Governmental Funds to the Statement of Activities

23 Statement of Fiduciary Net Position - Fiduciary Funds

24 Statement of Changes in Fiduciary Net Position - Fiduciary Funds

25-49 Notes to the Basic Financial Statements

REQUIRED SUPPLEMENTARY INFORMATION

50 Budgetary Comparison Schedule for the General Fund - Budget and Actual

51 Notes to Required Supplementary Information on Budgetary Accounting and Control

52-54 Wisconsin Retirement System Pension Schedules

55 Wisconsin Retirement System Local Retiree Life Insurance Fund Schedules

56 OPEB Healthcare Defined Benefit Plan Schedules

WAUSAU SCHOOL DISTRICT
TABLE OF CONTENTS - Continued
JUNE 30, 2024

Page

SUPPLEMENTARY INFORMATION

57 Combining Balance Sheet - Nonmajor Governmental Funds

58 Combining Statement of Revenues, Expenditures and Changes in Fund Balances - Nonmajor Governmental Funds

59 Schedule of Charter School Authorizer Operating Costs

60 Schedule of Expenditures of Federal Awards

61 Schedule of State Financial Assistance

62 Notes to the Schedules of Expenditures of Federal Awards and State Financial Assistance

OTHER REPORTS

63-64 Independent Auditors' Report on Internal Control over Financial Reporting and on Compliance and Other Matters Based on an Audit of the Financial Statements Performed in Accordance with *Government Auditing Standards*

65-67 Independent Auditors' Report on Compliance For Each Major Program and Report on Internal Control over Compliance in Accordance With the Uniform Guidance and *State Single Audit Guidelines*

68-69 Schedule of Findings and Questioned Costs

70 Summary Schedule of Prior Audit Findings and Corrective Action Plan

MEMBERS OF THE BOARD OF EDUCATION

President	James Bouche
Vice-President	Lance Trollop
Clerk	Jennifer Paoli
Treasurer	Jon Creisher
Member	Sarah Brock
Member	Pat McKee
Member	Jane Rusch
Member	Joanna Reyes
Member	Cory Sillars
Interim Superintendent	Cale Bushman
Assistant Superintendent of Operations	Joshua Viegut
Supervisor of Financial Services	Noel Tordsen



INDEPENDENT AUDITORS' REPORT

To the Board of Education
Wausau School District
Wausau, Wisconsin

Report on the Audit of the Financial Statements

Opinions

We have audited the financial statements of the governmental activities, each major fund, and the aggregate remaining fund information of the Wausau School District, Wisconsin, as of and for the year ended June 30, 2024, and the related notes to the financial statements, which collectively comprise the Wausau School District's basic financial statements as listed in the table of contents.

In our opinion, the accompanying financial statements present fairly, in all material respects, the respective financial position of the governmental activities, each major fund, and the aggregate remaining fund information of the Wausau School District, as of June 30, 2024, and the respective changes in financial position for the year then ended in accordance with accounting principles generally accepted in the United States of America.

Basis for Opinions

We conducted our audit in accordance with auditing standards generally accepted in the United States of America (GAAS) and the standards applicable to financial audits contained in *Government Auditing Standards* (GAS), issued by the Comptroller General of the United States. Our responsibilities under those standards are further described in the Auditors' Responsibilities for the Audit of the Financial Statements section of our report. We are required to be independent of the Wausau School District and to meet our other ethical responsibilities, in accordance with the relevant ethical requirements relating to our audit. We believe that the audit evidence we have obtained is sufficient and appropriate to provide a basis for our audit opinions.

Responsibilities of Management for the Financial Statements

Management is responsible for the preparation and fair presentation of the financial statements in accordance with accounting principles generally accepted in the United States of America, and for the design, implementation, and maintenance of internal control relevant to the preparation and fair presentation of financial statements that are free from material misstatement, whether due to fraud or error.

In preparing the financial statements, management is required to evaluate whether there are conditions or events, considered in the aggregate, that raise substantial doubt about the Wausau School District's ability to continue as a going concern for twelve months beyond the financial statement date, including any currently known information that may raise substantial doubt shortly thereafter.

Auditors' Responsibilities for the Audit of the Financial Statements

Our objectives are to obtain reasonable assurance about whether the financial statements as a whole are free from material misstatement, whether due to fraud or error, and to issue an auditors' report that

includes our opinions. Reasonable assurance is a high level of assurance but is not absolute assurance and therefore is not a guarantee that an audit conducted in accordance with GAAS and *Government Auditing Standards* will always detect a material misstatement when it exists. The risk of not detecting a material misstatement resulting from fraud is higher than for one resulting from error, as fraud may involve collusion, forgery, intentional omissions, misrepresentations, or the override of internal control. Misstatements are considered material if there is a substantial likelihood that, individually or in the aggregate, they would influence the judgment made by a reasonable user based on the financial statements.

In performing an audit in accordance with GAAS and *Government Auditing Standards*, we:

- Exercise professional judgment and maintain professional skepticism throughout the audit.
- Identify and assess the risks of material misstatement of the financial statements, whether due to fraud or error, and design and perform audit procedures responsive to those risks. Such procedures include examining, on a test basis, evidence regarding the amounts and disclosures in the financial statements.
- Obtain an understanding of internal control relevant to the audit in order to design audit procedures that are appropriate in the circumstances, but not for the purpose of expressing an opinion on the effectiveness of the Wausau School District's internal control. Accordingly, no such opinion is expressed.
- Evaluate the appropriateness of accounting policies used and the reasonableness of significant accounting estimates made by management, as well as evaluate the overall presentation of the financial statements.
- Conclude whether, in our judgment, there are conditions or events, considered in the aggregate, that raise substantial doubt about the Wausau School District's ability to continue as a going concern for a reasonable period of time.

We are required to communicate with those charged with governance regarding, among other matters, the planned scope and timing of the audit, significant audit findings, and certain internal control-related matters that we identified during the audit.

Required Supplementary Information

Accounting principles generally accepted in the United States of America require that the management's discussion and analysis, budgetary comparison information, Wisconsin Retirement System pension schedules, Wisconsin Retirement System Local Retiree Life Insurance Fund schedules, and OPEB healthcare defined benefit plan schedules, as listed in the table of contents, be presented to supplement the basic financial statements. Such information is the responsibility of management and, although not a part of the basic financial statements, is required by the Governmental Accounting Standards Board who considers it to be an essential part of financial reporting for placing the basic financial statements in an appropriate operational, economic, or historical context. We have applied certain limited procedures to the required supplementary information in accordance with auditing standards generally accepted in the United States of America, which consisted of inquiries of management about the methods of preparing the information and comparing the information for consistency with management's responses to our inquiries, the basic financial statements, and other knowledge we obtained during our audit of the basic financial statements. We do not express an opinion or provide any assurance on the information because the limited procedures do not provide us with sufficient evidence to express an opinion or provide any assurance.

Supplementary Information

Our audit was conducted for the purpose of forming opinions on the financial statements that collectively comprise the Wausau School District's basic financial statements. The combining and individual nonmajor fund financial statements, schedule of charter school authorizer operating costs, schedule of expenditures of federal awards, and the schedule of state financial assistance, as required


by Title 2 U.S. Code of Federal Regulations Part 200, *Uniform Administrative Requirements, Cost Principles, and Audit Requirements for Federal Awards* and *State Single Audit Guidelines* are presented for purposes of additional analysis and are not a required part of the basic financial statements. Such information is the responsibility of management and was derived from and relates directly to the underlying accounting and other records used to prepare the basic financial statements.

The supplementary information is the responsibility of management and was derived from and relates directly to the underlying accounting and other records used to prepare the basic financial statements. The information has been subjected to the auditing procedures applied in the audit of the basic financial statements and certain additional procedures, including comparing and reconciling such information directly to the underlying accounting and other records used to prepare the basic financial statements or to the basic financial statements themselves, and other additional procedures in accordance with auditing standards generally accepted in the United States of America. In our opinion, the combining and individual nonmajor fund financial statements, schedule of charter school authorizer operating costs, schedule of expenditures of federal awards, and the schedule of state financial assistance are fairly stated, in all material respects, in relation to the basic financial statements as a whole.

Other Reporting Required by *Government Auditing Standards*

In accordance with *Government Auditing Standards*, we have also issued our report dated November 21, 2024 on our consideration of the Wausau School District's internal control over financial reporting and on our tests of its compliance with certain provisions of laws, regulations, contracts, and grant agreements and other matters. The purpose of that report is solely to describe the scope of our testing of internal control over financial reporting and compliance and the results of that testing, and not to provide an opinion on the effectiveness of internal control over financial reporting or on compliance. That report is an integral part of an audit performed in accordance with *Government Auditing Standards* in considering the Wausau School District's internal control over financial reporting and compliance.

HAWKINS ASH CPAS, LLP

A handwritten signature in cursive script that reads "Hawkins Ash CPAs, LLP".

Manitowoc, Wisconsin
November 21, 2024

**WAUSAU SCHOOL DISTRICT
WAUSAU, WISCONSIN**

MANAGEMENT'S DISCUSSION AND ANALYSIS

**Wausau School District
Management's Discussion and Analysis
For the Year Ended June 30, 2024**

This Discussion and Analysis of the Wausau School District's financial information provides an overall review of financial activities for the fiscal year. The analysis generally focuses on school district financial performance as a whole.

FINANCIAL HIGHLIGHTS

- **The District's overall financial position, as reflected in total net assets, increased by \$20.5 million to \$155.2 million. The financial position includes the Wisconsin Retirement System (WRS) asset, deferred inflows of resources, and deferred outflows of resources. Some of the major items that affected the overall financial position are:**
 - Long term liabilities decreased by 19.5 million. (Increase to net position)
 - Capital assets less depreciation increased 38.2 million. (Increase to net position)
 - Wisconsin Retirement System asset decreased 12.6 million (Decrease to net position)
 - Other Post Employment benefits inflows and outflows increased 1.4 million (Increase to net position)
 - Governmental Fund Balance decreased by 26.1 million. (Decrease to net position)

- **The District's total Governmental Fund balance Decreased \$26.1 million to \$111.0 million.**
 - General Fund balance decreased \$2.0 million to \$30.3 million which is 23.86% of 2023-24 expenditures. Major positive and negative impacts to fund balance can be attributed to the following:
 - Health Insurance claims were higher than expected. (Negative)
 - Other Insurances were less than expected. (Positive)
 - Salary expenses were less than expected. (Positive)
 - Transportation and fuel costs were less than expected. (Positive)
 - Open enrollment expenses were higher than expected. (Negative)
 - Private School Voucher Program was more than expected. (Negative)
 - School Based Mental Health aid was high than expected. (Positive)
 - Special Project Grants were more than expected (Positive)
 - Interest on Investments was more than expected. (Positive)
 - Debt Service fund balance decreased \$6.0 million. Revenue from the debt service levy and interest income was less than the debt service payments.
 - Capital Projects fund balance decreased \$18.1 million.
 - Other Governmental Funds increased. Food Service Fund increased, Non-Scholarship Donation Fund which now includes Fund 21 increased, Non-referendum debt decreased, Community Service Fund decreased and Long-term Capital Improvement Trust increased.

- Long -Term liabilities decreased by \$19.5 million.
 - General obligation debt and premium decreased \$6.5 million.
 - Accrued Interest decreased \$.1 million
 - WRS net pension decreased \$13.2 million.
 - Net OPEB obligation increased \$.4 million.

**Wausau School District
Management's Discussion and Analysis
For the Year Ended June 30, 2024**

OVERVIEW OF THE FINANCIAL STATEMENTS

The basic financial statements are comprised of 1) district-wide financial statements, 2) fund financial statements, and 3) notes to the financial statements. In addition, other information supplementary to the basic financial statements is provided.

District Wide Financial Statements

- The district-wide financial statements are the *statement of net assets* and *statement of activities*. These statements present an aggregate view of the district's finances in a manner similar to private-sector business. Both statements include functions that are supported principally by property and intergovernmental revenues, called *governmental activities*. Functions that are intended to recover all or a significant portion of costs through user fees and charges (*business type activities*) are not included because the district does not have any of these activities.
- The *statement of net assets* presents information on all of the district's assets and liabilities, with the difference between the two reported as net assets. Over time, increases or decreases in net assets may serve as a useful indicator of whether the financial position of the district is improving or deteriorating.
- The *statement of activities* presents information showing how the district's net assets changed during the year. This statement reports the cost of government functions and how those functions were financed for the fiscal year.
- The district-wide financial statements are shown on pages 18 and 19 of this report.

Fund Financial Statements

- The district also produces *fund financial statements*. A fund is a grouping of related accounts that is used to maintain control over resources that have been segregated for specific activities. The district, like other state and local governments, uses fund accounting to demonstrate compliance with finance related legal requirements. Fund statements generally report operations in more detail than the district-wide statements and provide information that may be useful in evaluation of a district's near-term financing requirements.
- There are two fund financial statements, *the balance sheet* and *the statement of revenues, expenditures and changes in fund balances*. Generally, fund statements focus on near-term inflows and outflows of spendable resources and their impact on fund balance.
- Because the focus of fund financial statements is narrower than that of the district-wide statements it is useful to make comparison between the information presented. By doing so readers may better understand the long-term implication of the government's near-term financial decisions. A reconciliation to facilitate this comparison is provided either at the bottom of the governmental funds statement or as a separate statement.
- The district has two kinds of funds: *governmental*, and *fiduciary*. *Governmental funds* include the district's five permanent funds (general, special education, debt service, food service and Employee Benefit Trust Fund) and individual capital project funds as needed. The only *fiduciary funds* for the district serve as agency funds for student activity funds.

**Wausau School District
Management's Discussion and Analysis
For the Year Ended June 30, 2024**

- Financial information is presented separately on both the *balance sheet* and the *statement of revenues, expenditures and changes in fund balance* for the general fund, debt service fund and the capital projects fund as these are considered to be major funds. Data for non- major funds is combined and provided in a separate column. The governmental fund financial statements are on pages 20 and 21 of this report. A detailed balance sheet for nonmajor governmental funds is on page 57 of this report.
- The district serves as a trustee, or *fiduciary*, for student activity funds. The assets of these organizations do not directly benefit nor are under the direct control of the district. The district's responsibility is limited to ensuring the assets reported in these funds are used only for their intended purposes. *Fiduciary* activities are excluded from the district-wide financial statements because the district cannot use these assets to finance its operations. *Fiduciary* fund statements are presented on page 23 and 24.
- The district adopts an annual appropriated budget for its general fund and special education fund. A budgetary comparison statement has been provided to demonstrate compliance with this budget. The budgetary comparison statements are on page 50.

**Wausau School District
Management's Discussion and Analysis
For the Year Ended June 30, 2024**

Notes to the Financial Statements

The notes to the financial statements provide additional information that is essential to the full understanding of the data provided in the district-wide and fund financial statements. The notes to the financial statements can be found on pages 25 to 49 of this report.

The major features of the district's financial statements, including the portion of the activities reported and the type of information contained is shown in the table below.

	District-Wide Statements	Fund Financial Statements	
		Governmental	Fiduciary
Scope	Entire district (except fiduciary funds).	The activities of the district that are not fiduciary, such as instructional, and support services.	Assets held by the district on behalf of someone else. Student and other organizations that have funds on deposit with the district are reported here.
Required financial statements	Statement of net assets, and Statement of activities	Balance sheet, and Statement of revenues, expenditures and changes in fund balance.	Statement of fiduciary net assets, and Statement of changes in fiduciary net assets.
Basis of accounting and measurement focus	Accrual accounting. Economic resources focus.	Modified accrual accounting. Current financial resources focus.	Accrual accounting. Economic resources focus.
Type of asset and liability information	All assets and liabilities, both financial and capital, short-term and long-term.	Generally, assets expected to be used up and liabilities that come due during the year or soon thereafter. No capital assets or long-term liabilities included.	All assets and liabilities, both financial and capital, short-term and long-term. These funds do not currently contain any capital assets, although they can.
Type of inflow and outflow information	All revenues and expenses during the year, regardless of when cash is received or paid.	Revenues for which cash is received during or soon after the end of the year; expenditures when goods or services have been received and the related liability are due and payable.	All additions or deductions during the year, regardless of when cash is received and paid.

**Wausau School District
Management's Discussion and Analysis
For the Year Ended June 30, 2024**

FINANCIAL ANALYSIS

The District as a Whole

Net position. Table 1 below, provides a summary of the district's net position for the year ended June 30, 2024.

Table 1 Condensed Statement of Net Position June 30, 2024	
Current assets	\$ 126,898,151
Capital assets	169,912,874
Deferred outflows of resources	<u>49,681,977</u>
Total assets and deferred outflows of resources	346,493,002
Current liabilities	24,008,676
Noncurrent portion of long-term obligations	<u>130,535,055</u>
Total liabilities	154,543,731
Deferred inflows of resources	
Wisconsin Retirement Systems pension	<u>36,763,927</u>
Total deferred inflows of resources	36,763,927
Net position	
Invested in capital assets, net of related debt	123,973,748
Restricted	82,830,739
Unrestricted	<u>(51,619,143)</u>
Total net position	<u>\$ 155,185,344</u>
Total liabilities and net position	<u>\$ 346,493,002</u>

In governmental activities, total assets decreased \$14.3 million.

- Current Assets decreased \$26.5 million. Major positive and negative impacts to Current Assets can be attributed to the following:
 - Decrease in Cash and Investments \$24.3 million. (Negative)
 - Decrease in Due from Other Governments \$2.9 million. (Negative)
 - Other Assets increased \$.6 million (Positive)
- Capital Assets increased \$38.2 million due to additional assets, leases and SBITA software.
- Deferred Outflows of Resources decreased \$26 million due to Wisconsin Retirement System net pension. (See Note 1)

**Wausau School District
Management's Discussion and Analysis
For the Year Ended June 30, 2024**

**Table 2
Change in Net Position
June 30, 2024**

<u>Revenues</u>	
Program revenues	
Charges for services	\$ 1,383,323
Operating grants & contributions	13,073,518
General revenues	
Property taxes	49,636,596
State formula aid	89,094,642
Other	<u>8,264,762</u>
Total revenues	<u>161,452,841</u>
<u>Expenses</u>	
Instruction	70,743,880
Pupil & instructional services	15,892,941
General, building administration	6,874,167
Business administration, central services	39,080,833
Interest	4,679,184
Other support services	<u>3,727,476</u>
Total expenses	<u>140,998,481</u>
Change in net position from operations	\$ 20,454,360
Net position - beginning of year	<u>\$ 134,730,984</u>
Net position - end of year	<u>\$ 155,185,344</u>

As shown, general revenues provide about 91.0% of the funding for governmental activities. State aid alone, accounts for 55.2% of the funding for governmental activities, while property taxes account for 30.7%.

- Program revenues, in the form of charges for services and operating grants and contributions, accounted for \$14.5 million of the total revenues of \$161.5 million.
- General revenues for operations accounted for \$147.0 million. Local property taxes increased, state aid increased and other revenues increased.

Through effective management of resources and a continued effort to secure additional funding sources the district improved its financial position.

- The district continued to apply for and receive competitive federal and state grants in 2024. These grants allow the district to maintain reduced class sizes and provide additional services to students during regular instruction and through after school programs.

**Wausau School District
Management's Discussion and Analysis
For the Year Ended June 30, 2024**

- The district summer school program continues to increase offerings to meet the needs of all students.
- The health insurance and wellness committees continue to research ways to reduce costs.
- The district implemented and maintains four charter schools.
- Cash-flow is monitored and investments with Board approved entities are made to maximize interest income when funds are available.
- The District has maintained an adequate fund balance. The fund balance has helped the District keep a higher bond rating and avoid short term borrowing.
- The district continues to run successful 4K and Early Childhood programs.

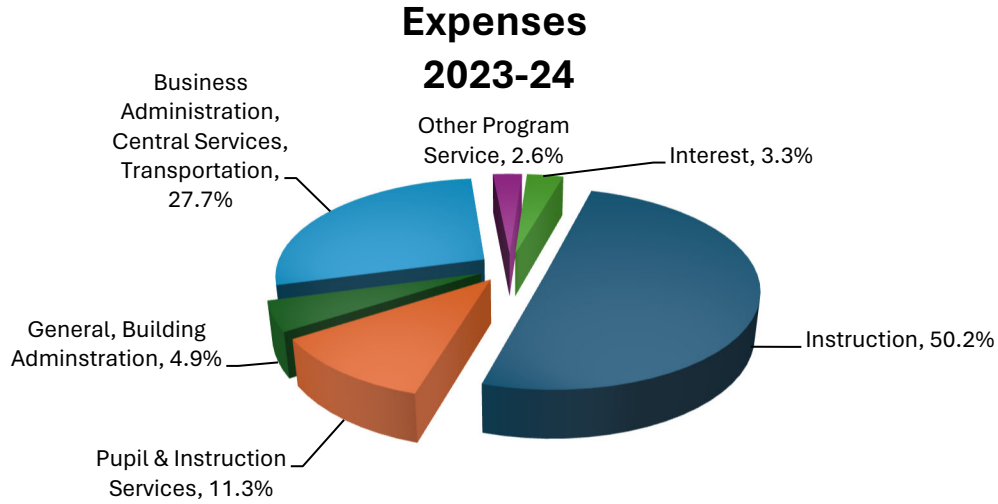
Governmental Activities

Net cost of governmental activities. Tab 3 reports the cost of seven major district activities. The table also shows each activity's net cost (total cost less fees generated by the activities and intergovernmental aid provided for specific programs).

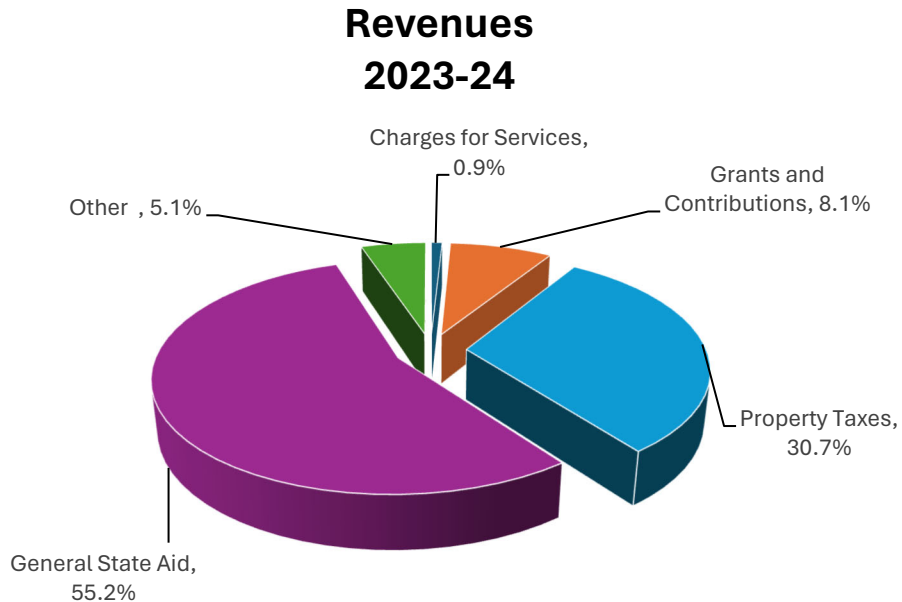
Table 3		
Net Cost of Governmental Activities		
June 30, 2024		
	<u>Total Costs of Services</u>	<u>Net Costs of Services</u>
Instruction	\$ 70,743,880	\$ 62,104,045
Pupil & instructional services	15,892,941	15,344,619
General, building administration	6,874,167	6,874,167
Business administration, central services	39,080,833	33,812,149
Other support services	3,727,476	3,727,476
Interest	4,679,184	4,679,184
Total expenses	<u>\$ 140,998,481</u>	<u>\$ 126,541,640</u>

**Wausau School District
Management's Discussion and Analysis
For the Year Ended June 30, 2024**

- Expenses by major function are illustrated below.



- The revenue graph below shows that General State Aid and Property Taxes account for the greatest portion of revenues for the district.



Governmental Funds

In governmental funds, total fund balance decreased by \$26.1 million.

- General Fund balance decreased \$2.0 million due to higher insurance costs, higher open enrollment expenses, higher transportation and fuel costs, and lower open enrollment revenues. The decreases were offset by lower salary, increased revenue from School Based Mental Health aid, and Interest on investments.

**Wausau School District
Management's Discussion and Analysis
For the Year Ended June 30, 2024**

- Debt Service fund balance decreased \$6.0 million. The balance decreased due to the difference in the amount levied (calendar year) and the amount spent (fiscal year).
- Capital Projects Fund decreased \$18.1 million.

Budget Variances

The Budgetary Comparison Schedule for the General Fund - Budget and Actual, found on page 50, shows variances between the final budget and actual revenues/expenditures. The variance between the final revenue budget and actual revenues was -1.21%. Significant items that caused this variance were as follows:

- Other Local Sources – Interest on investments was higher than expected and student device insurance and fees, contracted transportation, and building rental revenues were lower than expected.
- State Sources – Common School, School Based Mental Health aids were higher than budgeted.
- Federal Sources – There were fewer Esser Funds expended in 23-24 than expected
- Other Sources – E-rate reimbursements, Focus on Energy rebates were higher than budgeted.

The variance between the final expenditure budget and actual expenditures was -0.17%. Significant items that caused this variance were as follows:

- Regular Instruction – Esser expenditures were less than expected and open positions were more than expected.
- Other Instruction – Federal and State grants spent less than expected.
- Instructional Staff Services – Federal grants expenditures were less than expected.
- General Administration Services – Legal fees and the facilities study were more than expected.
- Central Services – Federal grants expenses were under budget.
- Insurance – Liability Insurance and Workers Compensation expenditures were less than expected.
- Other Support Services – WiFi access and technology hardware expenditures were under budget while district dues and fees were over budget.
- Debt Service – Subscription-Based IT Agreements (SBITA) were less than expected.
- Transfer To/From Other Funds – Special Education Fund transfer was more than expected.

CAPITAL ASSET AND DEBT ADMINISTRATION

Capital Assets

As of June 30, 2024, the district had invested \$236.9 million in a broad range of capital assets, including buildings, sites, library books, and equipment. This amount represents a net increase of \$41.4 million over the prior fiscal year. Additional information about capital assets can be found in NOTE 3, page 31-33. Total accumulated depreciation on these assets is \$67.8 million resulting in capital assets, net of depreciation, of \$169.1 million.

- Capital assets being depreciated increased due to equipment purchased, land improvements and building improvements.
- Accumulated depreciation increased by \$3.0 million. The District recognized depreciation expense and removed equipment that was disposed.

**Wausau School District
Management's Discussion and Analysis
For the Year Ended June 30, 2024**

**Table 4
Capital Assets**

	<u>2023</u>	<u>2024</u>	<u>% Change</u>
Land	\$ 7,399,045	\$ 7,399,045	0%
Construction in progress	<u>18,026,278</u>	<u>58,937,721</u>	<u>227%</u>
Total capital assets not being depreciated	<u>\$ 25,425,323</u>	<u>\$ 66,336,766</u>	<u>161%</u>
Land improvements	\$ 2,889,071	\$ 3,120,845	8%
Buildings	\$ 149,834,398	\$ 149,881,973	0%
Equipment & furniture	\$ 17,297,393	\$ 17,540,231	1%
Accumulated depreciation	<u>\$ (64,792,410)</u>	<u>\$ (67,765,041)</u>	<u>5%</u>
Total capital assets being depreciated less accumulated depreciation	<u>\$ 105,228,452</u>	<u>\$ 102,778,008</u>	<u>-2%</u>
Total	<u>\$ 130,653,775</u>	<u>\$ 169,114,774</u>	<u>29%</u>

Long-Term Obligations

The District's long term obligations consist of long-term General Obligation Debt for buildings and sites and future obligations for post-employment benefits. At year-end, the district had \$137.3 million in long-term obligations. This is a decrease of \$19.4 million. The decrease is due to reduced capital Wisconsin Retirement System net pension of \$13.2 million, general obligation debt of \$6.2 million, issuance premium of \$.3 million, and increased net OPEB obligation of \$.3 million.

General Obligation/Refunding Bonds

This category represents long-term debt for building and site construction and renovations. Total General Obligation Debt as of June 30, 2024 was \$102.2 million. The legal debt limit in accordance with section 67.03(1)(b) of the Wisconsin statutes is \$561.7 million (10% of the 2023 equalized valuation of the District as certified by the Wisconsin Department of Revenue). More information on general obligation/refunding bonds can be found in Note 4 on pages 33-34.

In 2015 a referendum authorizing \$29,565,000 was passed. The 2015 referendum authorized construction of additions to G.D. Jones, Hawthorn Hills, Riverview, Thomas Jefferson, Wausau East High School, and Wausau West High School. Capital maintenance projects throughout the District were also authorized.

In 2022 a referendum authorizing \$119,800,000 was passed. The 2022 referendum authorized paying the cost of a school building project consisting of: district-wide safety and security, school updates, building infrastructure, capital maintenance and site improvements; remodeling at all middle and high schools; construction of additions at Horace Mann and John Muir Middle Schools, West and East High Schools and Grant, Riverview, South Mountain and Stettin Elementary Schools; construction of a new School Forest Environmental Learning Center; and acquisition of furnishings, fixtures and equipment.

**Wausau School District
Management's Discussion and Analysis
For the Year Ended June 30, 2024**

The following table projects the future debt mill rate requirements based on existing obligations and assuming the equalized value will increase 10.12% in 2024 and increase 1% in future years.

Table 5 Future Debt Mill Rate (2023-2042) 8 Years Shown		
Current		
Levy Year	Statutory Debt Per Levy Year	Debt Mill Rate
2024	\$ 22,275,000	3.6
2025	\$ 6,833,775	1.09
2026	\$ 6,835,150	1.08
2027	\$ 6,833,125	1.07
2028	\$ 7,901,400	1.23
2029	\$ 7,899,825	1.22
2030	\$ 7,902,450	1.20
2031	\$ 7,988,200	1.19

Post-Employment Benefits

The District's post-employment benefit program provides health and dental insurance to eligible retired employees. The net OPEB obligation account on June 30, 2024 was \$20,367,258. For the year ended June 30, 2024 the District recognized OPEB healthcare expense of \$197,756.

Factors Bearing on the District's Future

Currently known circumstances that may impact the District's financial status in the future are:

- The current economic conditions and uncertainties make it a challenge to plan for the future. Funding in future years, property values, retirements, and employees' salary and benefits are factors that are hard to predict. The District is continuing to work on compensation process for all employee groups.
- Prepaying debt through defeasance and prepayments is a strategy the District has used to maintain a stable tax rate while saving the District interest payments on callable debt issues. The continuation of this strategy along with the corresponding tax rate will be reconsidered prior to establishing the District tax levy in future years.
- Revenue limit increases have not kept pace with inflation. This causes the District budget reconciliation process to be more of a challenge.
- Shifting student demographics, building capacity, open enrollment fluctuations, expansion of voucher programs and associated funding issues.

**Wausau School District
Management's Discussion and Analysis
For the Year Ended June 30, 2024**

- A growing list of capital improvements including roofs, windows, and HVAC may be more than the current budget can accommodate. The District continues to take advantage of a revenue limit exemption for energy efficiency projects, and continues to consider a future bond referendum to fund some of these necessary capital improvements.

CONTACTING THE DISTRICT'S FINANCIAL MANAGEMENT

This financial report is designed to provide our citizens, taxpayers, customers, and investors and creditors with a general overview of the district's finances and to demonstrate the district's accountability for the money it receives. If you have questions about this report or need additional financial information, contact Josh Viegut, Assistant Superintendent of Operations or Noel Tordsen, Supervisor of Financial Services and Data Processing, Wausau School District, 415 Seymour Street, Wausau, WI 54402-0359.

**WAUSAU SCHOOL DISTRICT
WAUSAU, WISCONSIN**

**BASIC
FINANCIAL STATEMENTS**

**WAUSAU SCHOOL DISTRICT
WAUSAU, WISCONSIN**

**DISTRICT-WIDE
FINANCIAL STATEMENTS**

WAUSAU SCHOOL DISTRICT
STATEMENT OF NET POSITION
JUNE 30, 2024

	<u>GOVERNMENTAL ACTIVITIES</u>
ASSETS	
Cash and investments	\$ 110,273,930
Receivables	
Accounts	144,899
Taxes	11,850,287
Interest	544
Due from other governments	4,288,145
Receivable from external parties	340,346
Capital assets (net of accumulated depreciation/amortization)	
Capital assets not being depreciated	66,336,766
Capital assets being depreciated	102,778,008
Leased assets being amortized	461,268
SBITA assets being amortized	336,832
TOTAL ASSETS	<u>296,811,025</u>
 DEFERRED OUTFLOWS OF RESOURCES	
Wisconsin Retirement System pension	44,297,413
Wisconsin Retirement System LRLIF	2,091,912
OPEB healthcare	3,292,652
TOTAL DEFERRED OUTFLOWS OF RESOURCES	<u>49,681,977</u>
 TOTAL ASSETS AND DEFERRED OUTFLOWS OF RESOURCES	 <u>346,493,002</u>
 LIABILITIES	
Accounts payable	826,197
Accrued liabilities	
Payroll, payroll taxes, insurance	14,478,658
Interest	1,401,054
Due to other governments	804
Payable to external parties	184,013
Deposits payable	331,772
Unearned revenue	34,000
Current portion of long-term obligations	6,752,178
Noncurrent portion of long-term obligations	130,535,055
TOTAL LIABILITIES	<u>154,543,731</u>
 DEFERRED INFLOWS OF RESOURCES	
Wisconsin Retirement System pension	27,794,651
Wisconsin Retirement System LRLIF	2,801,181
OPEB healthcare	6,168,095
TOTAL DEFERRED INFLOWS OF RESOURCES	<u>36,763,927</u>
 NET POSITION	
Net investment in capital assets	123,973,748
Restricted for	
Special revenue	4,121,438
Capital projects	67,628,671
Debt service	8,554,640
Other activities	2,525,990
Unrestricted	(51,619,143)
TOTAL NET POSITION	<u>155,185,344</u>
 TOTAL LIABILITIES, DEFERRED INFLOWS OF RESOURCES AND NET POSITION	 <u>\$ 346,493,002</u>

The accompanying notes are an integral part of these statements.

WAUSAU SCHOOL DISTRICT
STATEMENT OF ACTIVITIES
YEAR ENDED JUNE 30, 2024

FUNCTIONS/PROGRAMS	EXPENSES	PROGRAM REVENUES		NET (EXPENSE) REVENUE AND CHANGES IN NET POSITION
		CHARGES FOR SERVICES	OPERATING GRANTS AND CONTRIBUTIONS	
GOVERNMENTAL ACTIVITIES				
Instruction				
Regular instruction	\$ 47,599,844	\$ -	\$ -	\$ (47,599,844)
Vocational instruction	3,026,966	-	-	(3,026,966)
Special instruction	14,688,031	-	8,639,835	(6,048,196)
Other instruction	5,429,039	-	-	(5,429,039)
Total instruction	<u>70,743,880</u>	<u>-</u>	<u>8,639,835</u>	<u>(62,104,045)</u>
Support services				
Pupil services	8,610,234	-	-	(8,610,234)
Instructional staff services	7,282,707	-	548,322	(6,734,385)
General administration services	1,192,819	-	-	(1,192,819)
Building administration services	5,681,348	-	-	(5,681,348)
Business services	27,926,533	1,383,323	3,885,361	(22,657,849)
Central services	1,686,286	-	-	(1,686,286)
Insurance	700,974	-	-	(700,974)
Interest	4,679,184	-	-	(4,679,184)
Other support services	3,727,476	-	-	(3,727,476)
Total support services	<u>61,487,561</u>	<u>1,383,323</u>	<u>4,433,683</u>	<u>(55,670,555)</u>
Non-program transactions	8,767,040	-	-	(8,767,040)
TOTAL GOVERNMENTAL ACTIVITIES	<u>\$ 140,998,481</u>	<u>\$ 1,383,323</u>	<u>\$ 13,073,518</u>	<u>(126,541,640)</u>
General revenues				
Taxes				
				24,595,326
Property taxes, levied for general purposes				24,379,070
Property taxes, levied for debt services				662,200
Property taxes, levied for community services				89,094,642
State and federal aids not restricted to specific functions				4,577,505
Interest and investment earnings				3,648,681
Miscellaneous				38,576
Net gain on disposal of capital assets				<u>146,996,000</u>
Total general revenues				
CHANGE IN NET POSITION				20,454,360
NET POSITION - BEGINNING OF YEAR				<u>134,730,984</u>
NET POSITION - END OF YEAR				<u>\$ 155,185,344</u>

The accompanying notes are an integral part of these statements.

**WAUSAU SCHOOL DISTRICT
WAUSAU, WISCONSIN**

**FUND
FINANCIAL STATEMENTS**

WAUSAU SCHOOL DISTRICT
BALANCE SHEET
GOVERNMENTAL FUNDS
JUNE 30, 2024

	GENERAL FUND	REFERENDUM APPROVED DEBT SERVICE	OTHER CAPITAL PROJECTS FUND	TOTAL NONMAJOR GOVERNMENTAL FUNDS	TOTAL GOVERNMENTAL FUNDS
ASSETS					
Cash and investments	\$ 29,313,716	\$ 8,470,303	\$ 65,256,924	\$ 7,232,987	\$ 110,273,930
Receivables					
Accounts	144,899	-	-	-	144,899
Taxes	11,850,287	-	-	-	11,850,287
Interest	544	-	-	-	544
Due from other funds	340,346	-	-	-	340,346
Due from other governments	4,193,936	-	-	94,209	4,288,145
TOTAL ASSETS	45,843,728	8,470,303	65,256,924	7,327,196	126,898,151
LIABILITIES					
Accounts payable	637,466	-	-	188,731	826,197
Accrued payroll liabilities	14,737,306	-	-	73,124	14,810,430
Due to other funds	184,013	-	-	-	184,013
Due to other governments	804	-	-	-	804
Unearned revenue	34,000	-	-	-	34,000
TOTAL LIABILITIES	15,593,589	-	-	261,855	15,855,444
FUND BALANCES					
Restricted	2,525,990	8,470,303	65,256,924	6,577,522	82,830,739
Committed	-	-	-	487,819	487,819
Assigned	27,724,149	-	-	-	27,724,149
TOTAL FUND BALANCES	30,250,139	8,470,303	65,256,924	7,065,341	111,042,707
TOTAL LIABILITIES AND FUND BALANCES	\$ 45,843,728	\$ 8,470,303	\$ 65,256,924	\$ 7,327,196	

Total net position reported for governmental activities in the statement of net position is different from the amount reported above as total governmental funds fund balance because:

Capital assets used in governmental activities are not financial resources and therefore are not reported in the fund statements. Amounts reported for governmental activities in the statement of net position are:

Governmental capital assets	\$ 236,879,815	
Governmental accumulated depreciation	<u>(67,765,041)</u>	169,114,774
Governmental capital lease	\$ 1,408,419	
Governmental accumulated amortization	<u>(947,151)</u>	461,268
Governmental SBITA assets	\$ 764,957	
Governmental accumulated amortization	<u>(428,125)</u>	336,832

Wisconsin Retirement System asset, deferred inflows of resources, and deferred outflows of resources are not current financial resources and are not reported in fund statements: 15,793,493

Other post employment benefits deferred inflows of resources and deferred outflows of resources are not current financial resources and are not reported in fund statements: (2,875,443)

Long-term liabilities are not due in the current period and therefore are not reported in the fund statements. Long-term liabilities reported in the statement of net position that are not reported in the funds balance sheet are:

General obligation debt	\$ (102,185,000)	
Premium	(3,957,646)	
Capital leases	(442,801)	
SBITA	(47,181)	
Accrued interest	(1,401,054)	
WRS liability	(10,287,347)	
Net OPEB obligation	<u>(20,367,258)</u>	(138,688,287)

Total net position - governmental activities **\$ 155,185,344**

The accompanying notes are an integral part of these statements.

WAUSAU SCHOOL DISTRICT
STATEMENT OF REVENUES, EXPENDITURES AND CHANGES IN FUND BALANCES
GOVERNMENTAL FUNDS
YEAR ENDED JUNE 30, 2024

REVENUES	GENERAL FUND	REFERENDUM APPROVED DEBT SERVICE	OTHER CAPITAL PROJECTS FUND	TOTAL NONMAJOR GOVERNMENTAL FUNDS	TOTAL GOVERNMENTAL FUNDS
Property taxes	\$ 24,595,326	\$ 22,275,000	\$ -	\$ 2,766,270	\$ 49,636,596
Other local sources	919,785	576,065	3,344,024	3,884,364	8,724,238
Interdistrict sources	2,219,717	-	-	-	2,219,717
Intermediate sources	1,897	-	-	-	1,897
State sources	85,099,545	-	-	61,798	85,161,343
Federal sources	11,145,525	-	-	3,639,678	14,785,203
Other sources	534,356	-	350,915	-	885,271
TOTAL REVENUES	124,516,151	22,851,065	3,694,939	10,352,110	161,414,265
EXPENDITURES					
Current					
Instruction					
Regular instruction	46,470,704	-	-	1,802,398	48,273,102
Vocational instruction	3,047,947	-	-	35,985	3,083,932
Special instruction	14,874,774	-	-	-	14,874,774
Other instruction	5,479,682	-	-	5,293	5,484,975
Total instruction	69,873,107	-	-	1,843,676	71,716,783
Support services					
Pupil services	8,747,907	-	-	4,747	8,752,654
Instructional staff services	7,304,412	-	-	17,309	7,321,721
General administration services	691,653	-	-	518,785	1,210,438
Building administration services	6,406,180	-	-	-	6,406,180
Business services	19,397,928	-	41,005,185	5,563,033	65,966,146
Central services	1,680,838	-	-	1,418	1,682,256
Insurance	628,119	-	72,855	-	700,974
Other support services	3,178,601	-	350,475	214,352	3,743,428
Total support services	48,035,638	-	41,428,515	6,319,644	95,783,797
Non-program transactions	8,558,830	-	208,210	-	8,767,040
Debt service					
Principal	294,070	23,940,000	-	2,065,000	26,299,070
Interest	23,173	4,901,319	-	149,835	5,074,327
Total debt service	317,243	28,841,319	-	2,214,835	31,373,397
TOTAL EXPENDITURES	126,784,818	28,841,319	41,636,725	10,378,155	207,641,017
EXCESS (DEFICIENCY) OF REVENUES OVER EXPENDITURES	(2,268,667)	(5,990,254)	(37,941,786)	(26,045)	(46,226,752)
OTHER FINANCING SOURCES (USES)					
Net transfer (to) from other funds	(85,140)	-	-	85,140	-
Capital lease proceeds	291,219	-	-	-	291,219
Sale of capital assets	32,537	-	-	6,039	38,576
Issurance of long-term debt	-	-	19,810,000	-	19,810,000
TOTAL OTHER FINANCING SOURCES (USES)	238,616	-	19,810,000	91,179	20,139,795
NET CHANGE IN FUND BALANCE	(2,030,051)	(5,990,254)	(18,131,786)	65,134	(26,086,957)
FUND BALANCE - BEGINNING OF YEAR	32,280,190	14,460,557	83,388,710	7,000,207	137,129,664
FUND BALANCE - END OF YEAR	\$ 30,250,139	\$ 8,470,303	\$ 65,256,924	\$ 7,065,341	\$ 111,042,707

The accompanying notes are an integral part of these statements.

WAUSAU SCHOOL DISTRICT

**RECONCILIATION OF STATEMENT OF REVENUES, EXPENDITURES AND CHANGES IN FUND BALANCES
OF GOVERNMENTAL FUNDS TO THE STATEMENT OF ACTIVITIES
YEAR ENDED JUNE 30, 2024**

Net change in fund balances - total governmental funds \$ (26,086,957)

Amounts reported for governmental activities in the statement of activities are different because:

The acquisition of capital assets are reported in the governmental funds as expenditures. However, for governmental activities those costs are shown in the statement of net position and allocated over their estimated useful lives as annual depreciation expenses in the statement of activities.

Capital outlay reported as other expenses in fund statements	\$ 41,724,849	
Depreciation expense reported in the statement of activities	(2,972,631)	
Amortization expense of leased assets in the statement of activities	(283,840)	
Amortization expense of SBITA assets in the statement of activities	<u>(257,821)</u>	
Amount by which capital outlays are greater than depreciation in the current period:		38,210,557

The proceeds from long-term obligations are reported in the governmental funds as a source of financing. In the statement of net position however, long-term obligations are not reported as a financing source, but rather constitute a long-term liability. (20,101,219)

Wisconsin Retirement System pension asset, deferred outflows of resources, liability, and deferred inflows of resources changes: 1,040,609

Wisconsin Retirement System LRLIF, deferred outflows of resources, liability, and deferred inflows of resources changes: (373,657)

OPEB healthcare deferred outflows of resources, liability, and deferred inflows of resources changes: 1,070,814

Repayment of principal on long-term debt is reported in the governmental funds as an expenditure, but is reported as a reduction in long-term debt in the statement of net position and does not affect the statement of activities.
Amount of long-term debt principal payments in the current year is: 26,299,070

In governmental funds interest payments and other debt costs on outstanding debt are reported as an expenditure when paid. In the statement of activities interest is reported as it accrues.
Amount of interest and other debt costs paid during the current period is \$ 5,074,327
Amount of interest and other debt costs accrued during the current period is (4,679,184)
Interest paid is greater than interest accrued by: 395,143

Change in net position - governmental activities \$ 20,454,360

WAUSAU SCHOOL DISTRICT
STATEMENT OF FIDUCIARY NET POSITION
FIDUCIARY FUNDS
JUNE 30, 2024

	PRIVATE PURPOSE TRUST FUND <u>SCHOLARSHIPS</u>	PENSION (OTHER EMPLOYEE BENEFIT) TRUST FUND <u>EMPLOYEE BENEFIT</u>
ASSETS		
Cash and investments	\$ 391,152	\$ 4,830,441
Accounts receivable	-	157,387
Due from other funds	-	184,013
TOTAL ASSETS	<u>391,152</u>	<u>5,171,841</u>
LIABILITIES		
Deposits payable	-	107,703
Due to other funds	-	340,346
TOTAL LIABILITIES	<u>-</u>	<u>448,049</u>
NET POSITION		
Restricted for		
Postemployment benefits other than pensions	-	4,723,792
Individuals and organizations	<u>391,152</u>	<u>-</u>
TOTAL NET POSITION	<u>391,152</u>	<u>4,723,792</u>
TOTAL LIABILITIES AND NET POSITION	<u>\$ 391,152</u>	<u>\$ 5,171,841</u>

The accompanying notes are an integral part of these statements.

WAUSAU SCHOOL DISTRICT
STATEMENT OF CHANGES IN FIDUCIARY NET POSITION
FIDUCIARY FUNDS
YEAR ENDED JUNE 30, 2024

	PRIVATE PURPOSE TRUST FUND	PENSION (OTHER EMPLOYEE BENEFIT) TRUST FUND
	<u>SCHOLARSHIPS</u>	<u>EMPLOYEE BENEFIT</u>
ADDITIONS		
Investment income	\$ 10,745	\$ 184,078
Contributions	<u>11,382</u>	<u>2,435,641</u>
TOTAL ADDITIONS	<u>22,127</u>	<u>2,619,719</u>
 DEDUCTIONS		
Disbursements	<u>27,412</u>	<u>2,209,117</u>
 CHANGE IN NET POSITION	 (5,285)	 410,602
NET POSITION - BEGINNING OF YEAR	<u>396,437</u>	<u>4,313,190</u>
NET POSITION - END OF YEAR	<u>\$ 391,152</u>	<u>\$ 4,723,792</u>

The accompanying notes are an integral part of these statements.

**WAUSAU SCHOOL DISTRICT
WAUSAU, WISCONSIN**

**NOTES TO THE BASIC
FINANCIAL STATEMENTS**

WAUSAU SCHOOL DISTRICT
NOTES TO THE BASIC FINANCIAL STATEMENTS
JUNE 30, 2024

NOTE 1 - Summary of Significant Accounting Policies

The financial statements of the Wausau School District (the "District") have been prepared in conformity with generally accepted accounting principles (GAAP) in the United States of America as applied to government units. The Governmental Accounting Standards Board (GASB) is the accepted standard-setting body for establishing governmental accounting and financial reporting principles. The significant accounting principles and policies utilized by the District are described below.

Reporting Entity - The District is organized as a common school district governed by an elected nine-member school board. The District operates grades kindergarten through grade 12. The District is comprised of all or parts of nine taxing districts.

The District's basic financial statements do not include any component units, as defined in GASB 14 and amended by GASB 39 and GASB 61, as there are no organizations which meet the criterion. The criterion for including a legally separate organization as a component unit is the degree of financial accountability the District has with the organization. A financial benefit or burden relationship needs to be present between the primary government and that organization for it to be included in the reporting entity as a component unit.

The following circumstances set forth the District's financial accountability for a legally separate organization: the District is financially accountable if it appoints a voting majority of the organization's governing body and (1) it is able to impose its will on that organization or (2) there is a potential for the organization to provide specific financial benefits to, or impose specific financial burdens on the District. The District may be financially accountable if an organization is fiscally dependent on the District regardless of whether the organization has (1) a separately-elected governing body, (2) a governing body appointed by a higher level of government, or (3) a jointly-appointed governing body. In addition, the primary government may determine, through exercise of management's professional judgment, that the inclusion of an organization that does not meet the financial accountability criteria is necessary in order to prevent the reporting entity's financial statements from being misleading.

Basis of Presentation

District-Wide Statements

The statement of net position and the statement of activities present financial information about the District's governmental activities. These statements include the financial activities of the overall government in its entirety, except those that are fiduciary. Eliminations have been made to minimize the double counting of internal transactions. These statements distinguish between the governmental and business type activities of the District. Governmental activities generally are financed through taxes, intergovernmental revenues, and other nonexchange transactions.

The statement of activities presents a comparison between direct expenses and program revenues for each function of the District's governmental activities. Direct expenses are those that are specifically associated with and are clearly identifiable to a particular function. Program revenues include (a) charges paid by the recipients of goods or services offered by the programs and (b) grants and contributions that are restricted to meeting the operational or capital requirements of a particular program. Revenues that are not classified as program revenues, including all taxes, are presented as general revenues.

WAUSAU SCHOOL DISTRICT
NOTES TO THE BASIC FINANCIAL STATEMENTS - Continued
JUNE 30, 2024

NOTE 1 - Summary of Significant Accounting Policies - Continued

Fund Financial Statements

The fund statements provide information about the District's funds, including fiduciary funds. Separate statements for each fund category - governmental and fiduciary - are presented. The emphasis of fund financial statements is on major governmental funds; each displayed in a separate column. All remaining governmental funds are aggregated and reported as nonmajor funds.

The District reports the following major governmental funds:

General Fund - is used for all financial activity that is not required to be accounted for in another fund. This is the District's primary operating fund.

Referendum Approved Debt Service Fund - is used to account for and report financial resources that are restricted, committed or assigned to expenditure for principal and interest.

Other Capital Projects Fund - are used to account for and report financial resources that are restricted, committed or assigned to expenditure for capital outlays, including the acquisition or construction of capital facilities and other capital assets.

The District has two fiduciary funds which account for an employee benefit trust and a private purpose trust.

Measurement Focus and Basis of Accounting

The district-wide and fiduciary fund financial statements are reported using the economic resources measurement focus and the accrual basis of accounting. Revenues are recorded when earned and expenses are recorded at the time liabilities are incurred, regardless of when the related cash transaction takes place. Nonexchange transactions, in which the District gives or receives value without directly receiving or giving equal value in exchange, include property taxes, grants, entitlements, and donations. On an accrual basis, revenue from property taxes is recognized in the fiscal year for which the taxes are levied. Revenue from grants, entitlements, and donations is recognized in the fiscal year in which all eligibility requirements have been satisfied.

The governmental fund statements are reported using the current financial resources measurement focus and the modified accrual basis of accounting. Under this method, revenues are recognized when measurable and available. The District considers all revenues reported in the governmental funds to be available if the revenues are collected within sixty days after the end of the fiscal year. Expenditures are recorded when the related fund liability is incurred, except for principal and interest on general long-term debt, claims and judgments, and compensated absences which are recognized as expenditures to the extent they have matured. General capital asset acquisitions are reported as expenditures in governmental funds. Proceeds of general long-term debt and acquisitions under leases are reported as other financing sources.

Under the terms of grant agreements, the District may fund certain programs by a combination of specific cost-reimbursement grants, categorical block grants, and general revenues. Therefore, when program expenses are incurred, both restricted and unrestricted net assets may be available to finance the program. It is the District's policy to first apply cost-reimbursement grant resources to such programs, followed by general revenues.

WAUSAU SCHOOL DISTRICT
NOTES TO THE BASIC FINANCIAL STATEMENTS - Continued
JUNE 30, 2024

NOTE 1 - Summary of Significant Accounting Policies - Continued

Cash and Investments - The District's cash and cash equivalents consist of cash on hand, demand deposits, and short-term investments with original maturities of three months or less from date of acquisition. All funds share common (pooled) checking and investment accounts unless regulations require separate investment accounts, such as the debt service fund.

Investments are stated at fair value, if applicable, which is the amount at which an investment could be exchanged in a current transaction between willing parties. Fair values are based on quoted market prices. No investments are reported at amortized cost. Adjustments necessary to record investments at fair value are recorded in the operating statement as increases or decreases in investment income. Investment income on commingled investments of municipal accounting funds is allocated based on average investment balances.

Property Tax Levy - Under Wisconsin law, personal property taxes and first and second installment real estate taxes are collected by municipal treasurers who then make proportional settlement with the District and county treasurer for those taxes collected on their behalf. Third installment real estate taxes and delinquent taxes are collected by the county treasurer who then makes settlement with the city, town, village, and the District before retaining any for county purposes. Taxes collected by the township are made in two installments, the first by the town, and the second by the county treasurer.

The District's property taxes are levied on or before November 1 on the equalized property valuation certified by the Department of Revenue. As permitted by a collecting municipality's ordinance, taxes may be paid in full or in two or more installments with the first installment payable the subsequent January 31, and a final payment no later than the following July 31. The District is paid by the collecting municipality its proportionate share of tax collections received through the last day of the preceding month on or before January 15, and by the 20 of each subsequent month thereafter. On or before August 20, the county treasurer makes full settlement to the District for any remaining balance. The county assumes all responsibility for delinquent real estate property taxes.

Property taxes are recognized as revenue in the period for which the taxes are levied. The 2023 tax levy is used to finance operations of the District's fiscal year ended June 30, 2024. All property taxes are considered due on January 1, when an enforceable lien is assessed against the property and the taxpayer is liable for the taxes. All taxes are collected within 60 days of June 30 and are available to pay current liabilities.

Accounts Receivable - Accounts receivable are recorded at gross amounts with uncollectible amounts recognized under the direct write-off method. No allowance for uncollectible accounts has been provided since it is believed that such allowance would not be material.

Due to/Due from Other Funds - During the course of operations, transactions occur between individual funds that may result in amounts owed between funds. Short-term interfund loans are reported as due to and from other funds. The amounts reported on the statement of net position for receivable/payable from external parties represents amounts due between different fund types (governmental activities and fiduciary funds). Eliminations have been made for amounts due to and due from within the same fund type.

Interfund Transactions - Non-exchange transactions which are not borrowing/lending (will not be repaid) are recorded as transfers, and exchange transactions are recorded as revenues and expenses.

WAUSAU SCHOOL DISTRICT
 NOTES TO THE BASIC FINANCIAL STATEMENTS - Continued
 JUNE 30, 2024

NOTE 1 - Summary of Significant Accounting Policies - Continued

Capital Assets - Capital assets are reported at actual cost or estimated historical costs, based on appraisals conducted by an independent third-party professional appraisal firm. Donated assets are reported at estimated acquisition value at the date of donation.

Capitalization thresholds (the dollar value above which asset acquisitions are added to the capital asset accounts), depreciation methods, and estimated useful lives of capital assets reported in the district-wide statements are as follows:

	<u>Capitalization Threshold</u>	<u>Depreciation Method</u>	<u>Estimated Useful Life</u>
Land improvements	\$ 5,000	Straight-line	10-20 years
Buildings	\$ 5,000	Straight-line	75 years
Equipment	\$ 5,000	Straight-line	5-20 years

Leases - The District is a lessee because it leases capital assets from other entities. The lease liability is measured using the present value of payments to be made during the lease term. The corresponding intangible right-to-use capital asset is amortized over the shorter of the lease term or the useful life.

Subscription-Based Information Technology Arrangements (SBITA) - The SBITA liability is measured using the present value of payments to be made during the subscription term. The corresponding intangible right-to-use capital asset is amortized over the shorter of the term or the useful life.

Debt Premiums and Discounts - In the government-wide financial statements, debt premiums and discounts are amortized over the life of the debt. Long-term debt is reported net of the applicable debt premium or discount.

In the fund financial statements, premiums and discounts are recognized during the current period. The face amount of debt issued is reported as other financing sources. Premiums on debt issuance are reported as other financing sources while discounts on debt issuance are reported as other financing uses.

Compensated Absences - Under terms of employment, employees are granted sick leave and vacations in varying amounts. The District's policy generally does not allow accumulated employee benefits to vest. Unused accumulated employee benefits are forfeited upon retirement or termination of employment, except in cases of voluntary early retirement.

Pension - The fiduciary net position of the Wisconsin Retirement System (WRS) has been determined using the flow of economic resources measurement focus and accrual basis of accounting. This includes for purposes of measuring the net pension liability (asset), deferred outflows or resources and deferred inflows of resources related to pensions, and pension expense (revenue). Information about the fiduciary net position of the WRS and additions to/deductions from WRS' fiduciary net position have been determined on the same basis as they are reported by the WRS. For this purpose, benefit payments (including refunds of employee contributions) are recognized when due and payable in accordance with the benefit terms. Investments are reported at fair value.

WAUSAU SCHOOL DISTRICT
NOTES TO THE BASIC FINANCIAL STATEMENTS - Continued
JUNE 30, 2024

NOTE 1 - Summary of Significant Accounting Policies - Continued

Other Post-Employment Benefits (OPEB) - The fiduciary net position of the local retiree life insurance fund (LRLIF) has been determined using the flow of economic resources measurement focus and the accrual basis of accounting. This includes for purposes of measuring the net OPEB liability (asset), deferred outflows of resources and deferred inflows of resources related to other post-employment benefits, and OPEB expense (revenue). Information about the fiduciary net position of the LRLIF and additions to/deductions from LRLIFs fiduciary net position have been determined on the same basis as they are reported by LRLIF. For this purpose, benefit payments (including refunds of member contributions) are recognized when due and payable in accordance with the benefit terms. Investments are reported at fair value.

Deferred Outflows and Inflows of Resources - In addition to assets, the statement of net position will sometimes report a separate section for deferred outflows of resources. This separate financial statement element represents a consumption of net position that applies to future periods and will not be recognized as an outflow of resources (expenditure) until then. The District has three items that qualify for reporting in this category. They are the Wisconsin Retirement System pension, Wisconsin Retirement System LRLIF, and OPEB healthcare reported in the government-wide statement of net position. The Wisconsin Retirement System pension, Wisconsin Retirement System LRLIF, and OPEB healthcare result from changes in their actuarial studies and are amortized over the average of the expected remaining service lives of participants.

In addition to liabilities, the statement of financial position will sometimes report a separate section for deferred inflows of resources. This separate financial statement element represents an acquisition of net position which applies to future periods and so will not be recognized as an inflow of resources (revenue) until then. The District has three types of items, Wisconsin Retirement System pension, Wisconsin Retirement System LRLIF, and OPEB healthcare which qualify for reporting in this category. The Wisconsin Retirement System pension, Wisconsin Retirement System LRLIF, and OPEB healthcare result from changes in their actuarial studies and are amortized over the average of the expected remaining service lives of participants.

Estimates - The preparation of the financial statements in conformity with generally accepted accounting principles requires management to make estimates and assumptions that affect the amounts reported in the financial statements and accompanying notes. Actual results may differ from those estimates.

Net Position Classifications - Net position represents the difference between the total assets and deferred outflows of resources and the total liabilities and deferred inflows of resources. Net investment in capital assets consists of capital assets, net of accumulated depreciation, reduced by the outstanding balances of any borrowings used for the acquisition, construction or improvement for those assets. Net position is reported as restricted when there are limitations imposed on their use through external restrictions imposed by creditors, grantors or laws or regulations of other governments.

Fund Balance Classifications - The District classifies its fund equity as follows: 1) nonspendable fund balance consists of equity not in a spendable form or is legally or contractually required to be maintained intact, 2) restricted fund balance consists of equity constrained to specific purposes by their providers, externally imposed by creditors, constitutional provisions or by enabling legislation, 3) committed fund balance consists of equity constrained to specific purposes by the District itself, using its highest level of decision making authority - Board of Education policies, 4) assigned fund balance consists of equity the governing body intends to use for a specific purpose, intent can be expressed by

WAUSAU SCHOOL DISTRICT
 NOTES TO THE BASIC FINANCIAL STATEMENTS - Continued
 JUNE 30, 2024

NOTE 1 - Summary of Significant Accounting Policies - Continued

the governing body. The Board of Education has authorized the Supervisor of Financial Services to assign fund balances through its financial management policy and 5) unassigned fund balance consists of equity available for any purpose.

When net losses occur, it is the District's policy to record the net loss against unassigned fund balance, then assigned fund balance, then committed fund balance and lastly to restricted fund balance. The District applies restricted resources when an expense is incurred for purposes for which both restricted and unrestricted net positions are available.

NOTE 2 - Cash and Investments

State statutes permit the District to invest available cash balances, other than debt service funds, in time deposits of authorized depositories, state obligations, U.S. Treasury obligations, U.S. agency issues, repurchase agreements and other investments secured by federal securities, high grade commercial paper, and the local government pooled-investment fund administered by the state investment board. Available balances in the debt service fund may be invested in municipal obligations, obligations of the United States and the local government pooled-investment fund. No significant violations of these restrictions occurred during the year.

As of June 30, 2024, the District had the following investments:

<u>Investment</u>	<u>Weighted average maturities</u>	<u>Fair value</u>
OPEB - BMO Harris Bank	Less than one year	\$ 4,830,441
State of Wisconsin Investment Pool	Less than one year	6,482
Wisconsin Investment Trust	Less than one year	714,844
Wisconsin Investment Series Cooperative	Less than one year	71,005,769
Certificates of deposit	Less than one year	718,185
Total		<u>\$77,275,721</u>

Investment Pool Information - Participation in the State of Wisconsin Local Government Investment Pool is voluntary. The Pool's regulatory oversight is provided by state statutes and its investment board. The fair value of the District's position in the Pool is the same as the value of the Pool shares. At June 30, 2024, the Pool's fair value was 100 percent of book value.

Determining Fair Value - The District categorizes its fair value measurements within the fair value hierarchy established by generally accepted accounting principles. The hierarchy is based on the valuation inputs used to measure the fair value of the asset. Level 1 inputs are quoted prices in active markets; level 2 inputs are significant other observable inputs; level 3 inputs are significant unobservable inputs. The District has the following recurring fair value measurements:

- 1) OPEB - BMO Harris Bank values are determined based on published market quotations (level 2 inputs).
- 2) State of Wisconsin Local Government Investment Pool fair value is determined monthly by the Pool's investment board based on published market quotations (level 2 inputs).
- 3) Wisconsin Investment Trust is determined based on published market quotations (level 1 inputs).
- 4) Wisconsin Investment Series Cooperative is determined based on published market quotations (level 1 inputs).

WAUSAU SCHOOL DISTRICT
NOTES TO THE BASIC FINANCIAL STATEMENTS - Continued
JUNE 30, 2024

NOTE 2 - Cash and Investments - Continued

Income Allocation - Interest income is generally allocated to the fund that owns the certificate of deposit, money market account, savings account, and investment. Interest income from the food service fund is reported in the general fund.

Interest Rate Risk - State statutes limit investments in commercial paper, corporate bonds, and mutual bond funds to mature or may be tendered for purchase at the option of the holder within not more than 7 years of the date acquired. The District does not have a formal investment policy that would further limit investment maturities as a means of further managing its exposure to fair value losses arising from increasing interest rates.

Credit Risk - State statutes limit investments in commercial paper, corporate bonds, and mutual bond funds to the top two ratings issued by nationally recognized statistical rating organizations. The District has no investment policy that would further limit its investment choices. The State of Wisconsin Investment Pool, Wisconsin Investment Trust, and Wisconsin Investment Series Cooperative are not rated.

Custodial Credit Risk - Deposits - Custodial credit is the risk that, in the event of a bank failure, the District's deposits may not be returned to it. The District does not have a deposit policy for custodial credit risk. The State of Wisconsin's Public Deposit Guarantee Fund created under Chapter 34 of the Wisconsin Statutes protects the District's designated public depositories against any losses of public funds up to \$1,000,000 subject to the total amount of the Guarantee Fund available. As of June 30, 2024, \$36,916,651 of the District's bank balance of \$39,786,556 was exposed to custodial credit risk as uninsured, pledged collateral, collateralized by U.S. Government of municipal securities held by the bank in the bank's name and a letter of credit. There were zero deposits that were uninsured and uncollateralized.

NOTE 3 - Capital Assets

Capital asset balances and activity for the year ended June 30, 2024 were as follows:

	<u>Beginning Balance</u>	<u>Increases</u>	<u>Decreases</u>	<u>Ending Balance</u>
Capital assets not being depreciated:				
Land	\$ 7,399,045	\$ -	\$ -	\$ 7,399,045
Construction in progress	18,026,278	40,911,443	-	58,937,721
Total capital assets not being depreciated	<u>25,425,323</u>	<u>40,911,443</u>	<u>-</u>	<u>66,336,766</u>
Capital assets being depreciated:				
Land improvements	2,889,071	231,774	-	3,120,845
Buildings and improvements	149,834,398	47,575	-	149,881,973
Equipment	17,297,393	242,838	-	17,540,231
Total capital assets being depreciated	<u>170,020,862</u>	<u>522,187</u>	<u>-</u>	<u>170,543,049</u>

WAUSAU SCHOOL DISTRICT
NOTES TO THE BASIC FINANCIAL STATEMENTS - Continued
JUNE 30, 2024

NOTE 3 - Capital Assets - Continued

Less accumulated depreciation for:

Land improvements	(1,631,185)	(103,160)	-	(1,734,345)
Buildings and improvements	(49,136,819)	(2,312,383)	-	(51,449,202)
Equipment	(14,024,406)	(557,088)	-	(14,581,494)
Total accumulated depreciation	<u>(64,792,410)</u>	<u>(2,972,631)</u>	-	<u>(67,765,041)</u>
Total capital assets being depreciated, net of accumulated depreciation	<u>105,228,452</u>	<u>(2,450,444)</u>	-	<u>102,778,008</u>

Capital assets, net of accumulated depreciation	<u>\$ 130,653,775</u>	<u>\$38,460,999</u>	<u>\$ -</u>	<u>\$169,114,774</u>
---	-----------------------	---------------------	-------------	----------------------

Depreciation expense was charged to governmental functions as follows:

Regular instruction	\$ 21,764
Vocational instruction	8,828
Special education instruction	2,998
Other instruction	1,986
Pupil services	156
Instructional staff services	2,237
General administration services	138
Building administration services	2,571
Business services	2,908,091
Central services	<u>23,862</u>
Total	<u>\$ 2,972,631</u>

	<u>Beginning</u> <u>Balance</u>	<u>Increases</u>	<u>Decreases</u>	<u>Ending</u> <u>Balance</u>
Capital assets being amortized:				
Leased equipment	\$ 1,542,788	\$ 291,219	\$ (425,588)	\$ 1,408,419
SBITA asset	<u>856,451</u>	<u>-</u>	<u>(91,494)</u>	<u>764,957</u>
Total capital assets being amortized	<u>2,399,239</u>	<u>291,219</u>	<u>(517,082)</u>	<u>2,173,376</u>

Less accumulated amortization for:

Leased equipment	(1,088,899)	(283,840)	425,588	(947,151)
SBITA asset	<u>(261,798)</u>	<u>(257,821)</u>	<u>91,494</u>	<u>(428,125)</u>
Total accumulated amortization	<u>(1,350,697)</u>	<u>(541,661)</u>	<u>517,082</u>	<u>(1,375,276)</u>
Total capital assets being amortized, net of accumulated amortization	<u>1,048,542</u>	<u>(250,442)</u>	<u>-</u>	<u>798,100</u>

Capital assets, net of accumulated amortization	<u>\$ 1,048,542</u>	<u>\$ (250,442)</u>	<u>\$ -</u>	<u>\$ 798,100</u>
---	---------------------	---------------------	-------------	-------------------

The District leases copiers, computers, and contracts with various vendors for the right to use their IT software. Amortization expense was charged to the following:

WAUSAU SCHOOL DISTRICT
NOTES TO THE BASIC FINANCIAL STATEMENTS - Continued
JUNE 30, 2024

NOTE 3 - Capital Assets - Continued

Regular instruction	\$ 339,604
Special education instruction	44,688
Instructional staff services	96,969
Business services	60,400
Total	<u>\$ 541,661</u>

NOTE 4 - Long-Term Liabilities

Long-term obligations are as follows:

	Beginning Balance	Increases	Decreases	Ending Balance	Amounts Due Within One Year
Bonds payable	\$ 101,955,000	\$ -	\$ (4,130,000)	\$ 97,825,000	\$ 2,800,000
Notes payable - direct placement	6,425,000	19,810,000	(21,875,000)	4,360,000	2,115,000
Leases	401,754	291,219	(250,172)	442,801	250,044
SBITA	91,079	-	(43,898)	47,181	47,181
Premium	4,267,111	-	(309,465)	3,957,646	309,462
Wisconsin Retirement System					
Net pension liability	19,223,824	-	(14,021,332)	5,202,492	-
LRLIF	4,302,921	781,934	-	5,084,855	-
OPEB healthcare	19,986,686	2,484,646	(2,104,074)	20,367,258	1,230,491
Total	<u>\$ 156,653,375</u>	<u>\$ 23,367,799</u>	<u>\$ (42,733,941)</u>	<u>\$ 137,287,233</u>	<u>\$ 6,752,178</u>

Interest costs incurred during the year totaled \$4,984,937. Total interest paid during the year aggregated \$5,074,327 including \$19,462 for capital leases.

General Obligation Debt - All long-term debt is secured by the full faith and credit and unlimited taxing powers of the District. The long-term debt is expected to be repaid with general property taxes. Long-term debt at June 30, 2024 is comprised of the following individual issues:

<u>Issue Description</u>	<u>Issue Dates</u>	<u>Interest Rates (%)</u>	<u>Dates of Maturity</u>	<u>Balance</u>
Bonds	8/4/15	2-5%	3/1/32	\$ 4,210,000
Notes - direct placement	8/4/15	3-4%	3/1/25	1,025,000
Bonds	3/1/16	2.5-2.75%	3/1/35	10,000,000
Notes - direct placement	7/6/17	2-2.1%	3/1/27	3,335,000
Bonds	7/6/22	4-5%	3/1/42	83,615,000
Total General Obligation Debt				<u>\$102,185,000</u>

WAUSAU SCHOOL DISTRICT
NOTES TO THE BASIC FINANCIAL STATEMENTS - Continued
JUNE 30, 2024

NOTE 4 - Long-Term Liabilities - Continued

General Obligation Debt - The 2023 equalized valuation of the District as certified by the Wisconsin Department of Revenue is \$5,617,078,411. The legal debt limit and margin of indebtedness as of June 30, 2024 in accordance with section 67.03(1)(b) of the Wisconsin Statutes, follows:

Debt limit (10% of \$5,617,078,411)	\$ 561,707,841
Amount available in debt service fund	8,554,640
Deduct long-term debt applicable to debt margin	<u>(102,185,000)</u>
Margin of indebtedness	<u>\$ 468,077,481</u>

Maturities of Long-Term Obligations - Aggregate cash flow requirements for the retirement of long-term principal and interest are as follows:

Year Ending	Bonds		Notes Payable - Direct Borrowing and Placement		Total
	Principal	Interest	Principal	Interest	
June 30					
2025	\$ 2,800,000	\$ 4,103,775	\$ 2,115,000	\$ 98,585	\$ 9,117,360
2026	2,945,000	3,963,775	1,110,000	46,035	8,064,810
2027	3,090,000	3,816,525	1,135,000	23,835	8,065,360
2028	4,325,000	3,669,725	-	-	7,994,725
2029	4,530,000	3,483,075	-	-	8,013,075
2030-2034	26,135,000	13,924,348	-	-	40,059,348
2035-3039	31,700,000	8,423,198	-	-	40,123,198
2040-2042	22,300,000	1,856,000	-	-	24,156,000
	<u>\$ 97,825,000</u>	<u>\$ 43,240,421</u>	<u>\$ 4,360,000</u>	<u>\$ 168,455</u>	<u>\$ 145,593,876</u>

Year Ending	Leases		SBITAs		Total
	Principal	Interest	Principal	Interest	
June 30					
2025	\$ 250,044	\$ 17,352	\$ 47,181	\$ 1,922	\$ 316,499
2026	57,517	13,040	-	-	70,557
2027	62,179	8,378	-	-	70,557
2028	67,219	3,338	-	-	70,557
2029	5,842	38	-	-	5,880
	<u>\$ 442,801</u>	<u>\$ 42,146</u>	<u>\$ 47,181</u>	<u>\$ 1,922</u>	<u>\$ 534,050</u>

NOTE 5 - Wisconsin Retirement System

General Information about the Pension Plan

Plan Description - The WRS is a cost-sharing, multiple-employer defined benefit pension plan. WRS benefits and other plan provisions are established by Chapter 40 of the Wisconsin Statutes. Benefit terms may only be modified by the legislature. The retirement system is administered by the Wisconsin Department of Employee Trust Funds (ETF). The system provides coverage to all eligible State of Wisconsin, local government and other public employees. All employees, initially employed by a

WAUSAU SCHOOL DISTRICT
NOTES TO THE BASIC FINANCIAL STATEMENTS - Continued
JUNE 30, 2024

NOTE 5 - Wisconsin Retirement System - Continued

participating WRS employer on or after July 1, 2011, and expected to work at least 1,200 hours a year (880 hours for teachers and school district educational support employees) and expected to be employed for at least one year from employee's date of hire are eligible to participate in the WRS.

ETF issues a standalone Annual Comprehensive Financial Report (ACFR), which can be found at <https://etf.wi.gov/about-etf/reports-and-studies/financial-reports-and-statements>.

Additionally, ETF issued a standalone Wisconsin Retirement System Financial Report, which can also be found using the link above.

Vesting - For employees beginning participation on or after January 1, 1990, and no longer actively employed on or after April 24, 1998, creditable service in each of five years is required for eligibility for a retirement annuity. Participants employed prior to 1990 and on or after April 24, 1998, and prior to July 1, 2011, are immediately vested. Participants who initially became WRS eligible on or after July 1, 2011, must have five years of creditable service to be vested.

Benefits Provided - Employees who retire at or after age 65 (54 for protective occupations and 62 for elected officials and executive service retirement plan participants, if hired on or before 12/31/2016) are entitled to a retirement benefit based on a formula factor, their final average earnings, and creditable service.

Final average earnings is the average of the participant's three highest annual earnings periods. Creditable service includes current service and prior service for which a participant received earnings and made contributions as required. Creditable service also includes creditable military service. The retirement benefit will be calculated as a money purchase benefit based on the employee's contributions plus matching employer's contributions, with interest, if that benefit is higher than the formula benefit.

Vested participants may retire at age 55 (50 for protective occupations) and receive an actuarial-reduced benefit. Participants terminating covered employment prior to eligibility for an annuity may either receive employee-required contributions plus interest as a separation benefit or leave contributions on deposit and defer application until eligible to receive a retirement benefit.

The WRS also provides death and disability benefits for employees.

Post-Retirement Adjustments - The Employee Trust Funds Board may periodically adjust annuity payments from the retirement system based on annual investment performance in accordance with s. 40.27, Wis. Stat. An increase (or decrease) in annuity payments may result when investment gains (losses), together with other actuarial experience factors, create a surplus (shortfall) in the reserves, as determined by the system's consulting actuary. Annuity increases are not based on cost of living or other similar factors. For Core annuities, decreases may be applied only to previously granted increases. By law, Core annuities cannot be reduced to an amount below the original, guaranteed amount (the "floor") set at retirement. The Core and Variable annuity adjustments granted during recent years are as follows:

WAUSAU SCHOOL DISTRICT
 NOTES TO THE BASIC FINANCIAL STATEMENTS - Continued
 JUNE 30, 2024

NOTE 5 - Wisconsin Retirement System - Continued

Year	Core Fund Adjustment (%)	Variable Fund Adjustment (%)
2014	4.7	25
2015	2.9	2
2016	.5	(5)
2017	2	4
2018	2.4	17
2019	-	(10)
2020	1.7	21
2021	5.1	13
2022	7.4	15
2023	1.6	(21)

Contributions - Required contributions are determined by an annual actuarial valuation in accordance with Chapter 40 of the Wisconsin Statutes. The employee required contribution is one-half of the actuarially determined contribution rate for General category employees, including Teachers, and Executives and Elected Officials. Starting on January 1, 2016, the Executives and Elected Officials category was merged into the General Employee Category. Required contributions for protective employees are the same rate as general employees. Employers are required to contribute the remainder of the actuarially determined contribution rate. The employer may not pay the employee required contribution unless provided for by an existing collective bargaining agreement.

During the reporting period, the WRS recognized \$4,638,400 in contributions from the employer.

Contribution rates as of June 30, 2024 are:

Employee Category	Employee	Employer
General (including teachers, executives, and elected officials)	6.8%	6.8%
Protective with Social Security	6.8%	13.2%
Protective without Social Security	6.8%	18.1%

Pension Liabilities, Pension Expense (Revenue), Deferred Outflows of Resources, and Deferred Inflows of Resources Related to Pensions

At June 30, 2024, the District reported a liability (asset) of \$5,202,492 for its proportionate share of the net pension liability (asset). The net pension liability (asset) was measured as of December 31, 2023, and the total pension liability used to calculate the net pension liability (asset) was determined by an actuarial valuation as of December 31, 2022 rolled forward to December 31, 2023. No material changes in assumptions or benefit terms occurred between the actuarial valuation date and the measurement date. The District's proportion of the net pension liability (asset) was based on the District's share of contributions to the pension plan relative to the contributions of all participating employers. At December 31, 2023, the District's proportion was 0.34991062%, which was a decrease of 0.01296027% from its proportion measured as of December 31, 2022.

For the year ended June 30, 2024, the District recognized pension expense (revenue) of \$3,602,348.

At June 30, 2024, the District reported deferred outflows of resources and deferred inflows of resources related to pensions from the following sources:

WAUSAU SCHOOL DISTRICT
NOTES TO THE BASIC FINANCIAL STATEMENTS - Continued
JUNE 30, 2024

NOTE 5 - Wisconsin Retirement System - Continued

	Deferred Outflows of Resources	Deferred Inflows of Resources
Differences between projected and actual experience	\$ 20,976,397	\$ 27,783,363
Net differences between projected and actual earnings on pension plan investments	18,129,839	-
Changes in assumptions	2,267,616	-
Changes in proportion and differences between employer contributions and proportionate share of contributions	98,087	11,288
Employer contributions subsequent to the measurement date	2,825,474	-
Total	\$ 44,297,413	\$ 27,794,651

\$2,825,474 reported as deferred outflows related to pension resulting from the WRS Employer's contributions subsequent to the measurement date will be recognized as a reduction of the net pension liability (asset) in the year ended June 30, 2025. Other amounts reported as deferred outflows of resources and deferred inflows of resources related to pension will be recognized in pension expense (revenue) as follows:

Year ending June 30	Deferred Outflows and (Inflows) of Resources
2025	\$ 2,814,932
2026	2,958,179
2027	11,393,694
2028	(3,489,517)
Thereafter	-

Actuarial Assumptions - The total pension liability in the December 31, 2023, actuarial valuation was determined using the following actuarial assumptions, applied to all periods included in the measurement:

Actuarial Valuation Date:	December 31, 2022
Measurement Date of Net Pension Liability (Asset):	December 31, 2023
Experience Study:	January 1, 2018 - December 31, 2020. Published November 19, 2021
Actuarial Cost Method:	Entry Age Normal
Asset Valuation Method:	Fair Value
Long-Term Expected Rate of Return:	6.8%
Discount Rate:	6.8%
Salary Increases:	
Wage Inflation	3%
Seniority/Merit	.1% - 5.6%
Mortality:	2020 WRS Experience Mortality Table
Post-retirement Adjustments*	1.7%

WAUSAU SCHOOL DISTRICT
 NOTES TO THE BASIC FINANCIAL STATEMENTS - Continued
 JUNE 30, 2024

NOTE 5 - Wisconsin Retirement System - Continued

** No post-retirement adjustment is guaranteed. Actual adjustments are based on recognized investment return, actuarial experience and other factors. 1.7% is the assumed annual adjustment based on the investment return assumption and the post-retirement discount rate.*

Actuarial assumptions are based upon an experience study conducted in 2021 that covered a three-year period from January 1, 2018 to December 31, 2020. The total pension liability for December 31, 2023 is based upon a roll-forward of the liability calculated from the December 31, 2022 actuarial valuation.

Long-Term Expected Return on Plan Assets - The long-term expected rate of return on pension plan investments was determined using a building-block method in which best-estimate ranges of expected future real rates of return (expected returns, net of pension plan investment expense and inflation) are developed for each major asset class. These ranges are combined to produce the long-term expected rate of return by weighting the expected future real rates of return by the target asset allocation percentage and by adding expected inflation. The target allocation and best estimates of arithmetic real rates of return for each major asset class are summarized in the following table:

Asset Allocation Targets and Expected Returns
 As of December 31, 2023

Core Fund Asset Class	Asset Allocation %	Long-Term Expected Nominal Rate of Return %	Long-Term Expected Real Rate of Return %
Public Equity	40	7.3	4.5
Public Fixed Income	27	5.8	3
Inflation Sensitive Assets	19	4.4	1.7
Real Estate	8	5.8	3
Private Equity/Debt	18	9.6	6.7
Leverage	(12)	3.7	1
Total Core Fund	100	7.4	4.6
Variable Fund Asset Class			
U.S. Equities	70	6.8	4
International Equities	30	7.6	4.8
Total Variable Fund	100	7.3	4.5

Asset Allocations are managed within established ranges, target percentages may differ from actual monthly allocations. New England Pension Consultants Long-Term U.S. CPI (Inflation) Forecast 2.7%.

The investment policy used for the Core Fund involves reducing equity exposure by leveraging lower-volatility assets, such as fixed income securities. Currently, an asset allocation target of 12% policy leverage is used, subject to an allowable range of up to 20%.

Single Discount Rate - A single discount rate of 6.8% was used to measure the total pension liability for the current and prior year. The discount rate is based on the expected rate of return on pension plan investments of 6.8% and a municipal bond rate of 3.77% (Source: Fixed-income municipal bonds with 20 years to maturity that include only federally tax-exempt municipal bonds as reported in Fidelity Index's "20-year Municipal GO AA Index" as of December 31, 2023. In describing this index, Fidelity notes that the Municipal Curves are constructed using option-adjusted analytics of a diverse population of over 10,000 tax-exempt securities.). Because of the unique structure of WRS, the 6.8% expected

WAUSAU SCHOOL DISTRICT
 NOTES TO THE BASIC FINANCIAL STATEMENTS - Continued
 JUNE 30, 2024

NOTE 5 - Wisconsin Retirement System - Continued

rate of return implies that a dividend of approximately 1.7% will always be paid. For purposes of the single discount rate, it was assumed that the dividend would always be paid. The projection of cash flows used to determine this single discount rate assumed that plan member contributions will be made at the current contribution rate and that employer contributions will be made at rates equal to the difference between actuarially determined contribution rates and the member rate. Based on these assumptions, the pension plan's fiduciary net position was projected to be available to make all projected future benefit payments (including expected dividends) of current plan members. Therefore, the municipal bond rate of return on pension plan investments was applied to all periods of projected benefit payments to determine the total pension liability.

Sensitivity of the District's Proportionate Share of the Net Pension Liability (Asset) to Changes in the Discount Rate - The following presents the District's proportionate share of the net pension liability (asset) calculated using the discount rate of 6.8 percent, as well as what the District's proportionate share of the net pension liability (asset) would be if it were calculated using a discount rate that is 1-percentage point lower (5.8 percent) or 1-percentage point higher (7.8 percent) than the current rate:

	1% Decrease to Discount Rate (5.8%)	Current Discount Rate (6.8%)	1% Increase to Discount Rate (7.8%)
District's proportionate share of the net pension liability (asset)	\$ 50,284,599	\$ 5,202,492	\$ (26,343,365)

Pension Plan Fiduciary Net Position - Detailed information about the pension plan's fiduciary net position is available in separately issued financial statements available at <https://etf.wi.gov/about-etf/reports-and-studies/financial-reports-and-statements>.

Payables to the Pension Plan -The District reported a payable of \$1,170,573 for the outstanding amount of contributions to the pension plan required for the year ended June 30, 2024.

NOTE 6 - Wisconsin Retirement System Local Retirement Life Insurance Fund

General Information about the Other Post Employment Benefits

Plan Description - The LRLIF is a multiple-employer, defined-benefit OPEB plan. LRLIF benefits and other plan provisions are established by Chapter 40 of the Wisconsin Statutes. The Wisconsin Department of Employee Trust Funds (ETF) and the Group Insurance Board have statutory authority for program administration and oversight. The plan provides post employment life insurance benefits for all eligible employees.

OPEB Plan Fiduciary Net Position - ETF issues a standalone Annual Comprehensive Financial Report (ACFR), which can be found at <https://etf.wi.gov/about-etf/reports-and-studies/financial-reports-and-statements>.

Additionally, ETF issued a standalone Retiree Life Insurance Financial Report, which can also be found using the link above.

Benefits Provided - The LRLIF plan provides fully paid life insurance benefits for post age 64 retired employees and pre-65 retirees who pay for coverage.

WAUSAU SCHOOL DISTRICT
 NOTES TO THE BASIC FINANCIAL STATEMENTS - Continued
 JUNE 30, 2024

NOTE 6 - Wisconsin Retirement System Local Retirement Life Insurance Fund - Continued

Contributions - The Group Insurance Board approves contribution rates annually, based on recommendations from the insurance carrier. Recommended rates are based on an annual valuation, taking into consideration an estimate of the present value of future benefits and the present value of future contributions. A portion of employer contributions made during a member's working lifetime funds a post retirement benefit.

Employers are required to pay the following contributions based on employee contributions for active members to provide them with basic coverage after age 65. There are no employer contributions required for pre-age 65 annuitant coverage. If a member retires prior to age 65, they must continue paying the employee premiums until age 65 in order to be eligible for the benefit after age 65.

Contribution rates as of June 30, 2024 are:

Coverage Type	Employer Contribution
50% post retirement coverage	40% of employee contribution
25% post retirement coverage	20% of employee contribution

Employee contributions are based upon nine age bands through age 69 and an additional eight age bands for those age 70 and over. Participating employees must pay monthly contribution rates per \$1,000 of coverage until the age of 65 (age 70 if active). The employee contribution rates in effect for the year ended December 31, 2023 are as listed below:

Attained Age	Basic	Supplemental
Under 30	\$.05	\$.05
30-34	.06	.06
35-39	.07	.07
40-44	.08	.08
45-49	.12	.12
50-54	.22	.22
55-59	.39	.39
60-64	.49	.49
65-69	.57	.57
*Disabled members under age 70 receive a waiver-of-premium benefit.		

During the reporting period, the LRLIF recognized \$21,904 in contributions from the employer.

OPEB Liabilities, OPEB Expense (Revenue), Deferred Outflows of Resources, and Deferred Inflows of Resources Related to OPEBs

At June 30, 2024, the District reported a liability (asset) of \$5,084,855 for its proportionate share of the net OPEB liability (asset). The net OPEB liability (asset) was measured as of December 31, 2023, and the total OPEB liability used to calculate the net OPEB liability (asset) was determined by an actuarial valuation as of January 1, 2023 rolled forward to December 31, 2023. No material changes in assumptions or benefit terms occurred between the actuarial valuation date and the measurement date. The District's proportion of the net OPEB liability (asset) was based on the District's share of contributions to the OPEB plan relative to the contributions of all participating employers. At December 31, 2023, the District's proportion was 1.105246%, which was a decrease of 0.024181% from its proportion measured as of December 31, 2022.

WAUSAU SCHOOL DISTRICT
NOTES TO THE BASIC FINANCIAL STATEMENTS - Continued
JUNE 30, 2024

NOTE 6 - Wisconsin Retirement System Local Retirement Life Insurance Fund - Continued

For the year ended June 30, 2024, the District recognized OPEB expense (revenue) of \$395,435.

At June 30, 2024, the District reported deferred outflows of resources and deferred inflows of resources related to OPEBs from the following sources:

	Deferred Outflows of Resources	Deferred Inflows of Resources
Differences between expected and actual experience	\$ -	\$ 450,024
Net differences between projected and actual earnings on OPEB plan investments	68,695	-
Changes in assumptions	1,590,587	2,002,307
Changes in proportion and differences between employer contributions and proportionate share of contributions	421,621	348,850
Employer contributions subsequent to the measurement date	11,009	-
Total	\$ 2,091,912	\$ 2,801,181

\$11,009 reported as deferred outflows related to OPEB resulting from the LRLIF Employer's contributions subsequent to the measurement date will be recognized as a reduction of the net OPEB liability (asset) in the year ended June 30, 2025. Other amounts reported as deferred outflows of resources and deferred inflows of resources related to OPEB will be recognized in OPEB expense (revenue) as follows:

Year Ending June 30	Deferred Outflows and (Inflows) of Resources
2025	\$ (34,486)
2026	40,065
2027	(195,939)
2028	(280,815)
Thereafter	(249,103)

Actuarial Assumptions - The total OPEB liability in the January 1, 2023 actuarial valuation was determined using the following actuarial assumptions, applied to all periods included in the measurement:

WAUSAU SCHOOL DISTRICT
 NOTES TO THE BASIC FINANCIAL STATEMENTS - Continued
 JUNE 30, 2024

NOTE 6 - Wisconsin Retirement System Local Retirement Life Insurance Fund - Continued

Actuarial Valuation Date:	January 1, 2023
Measurement Date of Net OPEB Liability (Asset):	December 31, 2023
WRSE Experience Study:	January 1, 2018 - December 31, 2020. Published November 19, 2021
Actuarial Cost Method:	Entry Age Normal
20 Year Tax Exempt Municipal Bond Yield:	3.26%
Long-Term Expected Rate of Return:	4.25%
Discount Rate:	3.32%
Salary Increases:	
Wage Inflation	3%
Seniority/Merit	.1% - 5.6%
Mortality:	2020 WRS Experience Mortality Table

* Based on the Bond Buyer GO 20-Bond Municipal index.

Actuarial assumptions are based upon an experience study conducted in 2021 that covered a three-year period from January 1, 2018 to December 31, 2020. The total OPEB liability for December 31, 2023 is based upon a roll-forward of the liability calculated from the January 1, 2023 actuarial valuation.

Long-Term Expected Return on Plan Assets - The long-term expected rate of return is determined by adding expected inflation to expected long-term real returns and reflecting expected volatility and correlation. Investments for the LRLIF are held with Securian, the insurance carrier. Interest is calculated and credited to the LRLIF based on the rate of return for a segment of the insurance carriers' general fund, specifically 10-year A- Bonds (as a proxy, and not tied to any specific investments). The overall aggregate interest rate is calculated using a tiered approach based on the year the funds were originally invested and the rate of return for that year. Investment interest is credited based on the aggregate rate of return and assets are not adjusted to fair market value. Furthermore, the insurance carrier guarantees the principal amounts of the reserves, including all interest previously credited thereto.

Local OPEB Life Insurance
 Asset Allocation Targets and Expected Returns
 As of December 31, 2023

Asset Class	Index	Target Allocation %	Long-Term Expected Geometric Real Rate of Return %
US Intermediate Credit Bonds	Bloomberg US Interm Credit	40	2.32
US Mortgages	Bloomberg US MBS	60	2.52
Inflation			2.3
Long-term Expected Rate of Return			4.25

Single Discount Rate - A single discount rate of 3.32% was used to measure the total OPEB liability for the current year, as opposed to a discount rate of 3.76% for the prior year. The change in the discount rate was primarily caused by the decrease in the municipal bond rate from 3.72% as of December 31, 2022 to 3.26% as of December 31, 2023. The plan's fiduciary net position was projected to be insufficient to make all projected future benefit payments of current active and inactive

WAUSAU SCHOOL DISTRICT
 NOTES TO THE BASIC FINANCIAL STATEMENTS - Continued
 JUNE 30, 2024

NOTE 6 - Wisconsin Retirement System Local Retirement Life Insurance Fund - Continued

employees. Therefore, the discount rate for calculating the total OPEB liability is equal to the single equivalent rate that results in the same actuarial present value as the long-term expected rate of return applied to benefit payments, to the extent that the plan's fiduciary net position is projected to be sufficient to make projected benefit payments, and the municipal bond rate applied to benefit payments to the extent that the plan's fiduciary net position is projected to be insufficient. The plan's fiduciary net position was projected to be available to make projected future benefit payments of current plan members through December 31, 2036.

The projection of cash flows used to determine the single discount rate assumed that employer contributions will be made according to the current employer contribution schedule and that contributions are made by plan members retiring prior to age 65.

Sensitivity of the District's proportionate share of the Net OPEB Liability (Asset) to changes in the discount rate - The following presents the District's proportionate share of the net OPEB liability (asset) calculated using the discount rate of 3.32 percent, as well as what the District's proportionate share of the net OPEB liability (asset) would be if it were calculated using a discount rate that is 1-percentage-point lower (2.32 percent) or 1-percentage-point higher (4.32 percent) than the current rate:

	1% Decrease to Discount Rate (2.32%)	Current Discount Rate (3.32%)	1% Increase to Discount Rate (4.32%)
District's proportionate share of the net OPEB liability (asset)	\$ 6,832,211	\$ 5,084,855	\$ 3,751,056

Payables to the Pension Plan - The District reported a payable of zero for the outstanding amount of contributions to the OPEB plan required for the year ended June 30, 2024.

NOTE 7 - Interfund Balances and Activity

Interfund receivable and payable balances on June 30, 2024, are as follows:

<u>Receivable Fund</u>	<u>Payable Fund</u>	<u>Amount</u>
General	Employee benefit trust	\$ 340,346
Employee benefit trust	General	<u>184,013</u>
		<u>\$ 524,359</u>

The above balances resulted from the timing differences between the dates that (1) interfund goods and services are provided or reimbursable expenditures occur, (2) transactions are recorded in the accounting system and (3) payments between funds are made. All amounts are due within one year. For the statement of net position, interfund balances which are owed within the governmental activities are netted and eliminated.

Interfund transfers at June 30, 2024 were as follows:

<u>Transfer from</u>	<u>Transfer to</u>	<u>Amount</u>
General	Non-referendum debt service	\$ 85,140

WAUSAU SCHOOL DISTRICT
 NOTES TO THE BASIC FINANCIAL STATEMENTS - Continued
 JUNE 30, 2024

NOTE 7 - Interfund Balances and Activity - Continued

Generally, transfers are used to move revenue from the fund that collects them to the fund that the budget requires to expend them and use unrestricted revenue collected in the general fund to finance various programs accounted for in other funds in accordance with budgetary authorizations.

NOTE 8 - Post Employment Benefits Other Than Pensions

General Information about the Post Employment Benefits Other Than Pensions

Plan Description - The other post employment benefits (OPEB) other than pensions is a single-employer defined benefit OPEB plan. Benefit terms are established by employee handbooks and may be modified by the Board of Education. The plan is administered by the District and included in the District's financial statements.

Benefits Provided - Administrators at least age 55 on or before December 31 with no less than 10 years of service as an Administrator or 5 years of service as an Administrator and 7 years of service as a Teacher will receive contributions that are 100% of the monthly medical, dental and life insurance premiums of the retiree. The District's contributions towards the retiree's medical and dental benefits shall continue for a period of 10 years; whereas, its contributions towards a retiree's life insurance shall not exceed a period of 5 years or age 65.

Administrators retired prior to July 1, 2005 will have the District pay the full amount of the medical premiums until both the retiree and their spouse reach age 65 which may exceed a 10 year duration.

Teachers hired prior to January 1, 2011, at least age 55 with 10 years of service and whose age was less than 15 years below WRS age eligibility as of December 31, 2005 or at least age 55 with 15 years of service will receive contributions towards their medical premiums. Contributions will be \$400 per month for retirees with single medical coverage and \$980 per month for retirees with family coverage. The District's contributions will continue, frozen at these amounts, for a period of 120 months but not to exceed Medicare eligibility.

In lieu of the District provided post employment benefit described above, teachers hired on or after January 1, 2011 will receive an annual benefit that will be funded during active service. In the event that two teachers employed by the District are married to each other, their benefit may be combined.

Employees Covered - As of the June 30, 2023 measurement date, the following employees were covered by the benefit terms. The plan is not closed to new entrants.

Inactive employees or beneficiaries currently receiving benefits	117
Inactive employees entitled to but not yet receiving benefits	-
Active employees	<u>1,267</u>
Total	<u>1,384</u>

Contributions - The Board of Education has the authority to establish the contribution requirements for the plan. The Board establishes contribution rates based on premiums and an actuarially determined rate recommended by an independent actuary. The actuarially determined rate is the estimated amount necessary to finance the unfunded accrued liability. For the year ended June 30, 2024, contribution rates for Plan members were \$0 - \$1,024 per participant per month and \$400 - \$2,327 from the District,

WAUSAU SCHOOL DISTRICT
 NOTES TO THE BASIC FINANCIAL STATEMENTS - Continued
 JUNE 30, 2024

NOTE 8 - Post Employment Benefits Other Than Pensions - Continued

depending on the type of retiree plan. Plan members receiving benefits contributed \$448,894 and the District contributed \$1,230,491 to the plan.

Actuarial Assumptions - The net OPEB healthcare liability in the June 30, 2023, actuarial valuation was determined using the following actuarial assumptions, applied to all periods included in the measurement:

Actuarial Valuation Date:	June 30, 2023
Measurement Date:	June 30, 2023
Actuarial Cost Method:	Entry Age Normal - Level %
Amortization Period:	30 years
Long-Term Expected Rate of Return:	4%
Discount Rate:	4.13%
Salary Increases:	3%
Mortality:	2020 WRS Experience Tables
Medical Care Cost Trend:	7% decreasing to 6.5%, then decreasing by 0.1% per year down to 4.5%, and level thereafter
Dental Care Cost Trend:	5%

The actuarial valuation was based upon the data provided by the District and utilized the premium rate history of the District's medical plans as well as the trends used in the prior valuation and projected a stream of expected premium rates for each year in the future based on the data as of June 30, 2023.

Actuarial assumptions are based upon an experience study conducted in 2021 using Wisconsin Retirement System experience from 2018 - 2020.

Long-Term Expected Return on Plan Assets - The long-term expected rate of return on plan investments was determined by expected future real rates of return (expected returns, net of plan investment expense and inflation) developed for each major asset class. The target allocation and best estimates of arithmetic real rates of return for each major asset class are summarized in the following table:

Asset Class	Long-Term Real Rate of Return	Target Allocation
Fixed Income	2.50%	61%
Cash	-%	7%
Equity	2.16%	32%

Discount Rate - A discount rate of 4.13% was used to measure the total OPEB healthcare liability. The discount rate was based on a 20 year municipal bond rate. The projection of cash flows used to determine the single discount rate assumed that employer contributions will be made at rates equal to the actuarially determined contribution rates. Based on these assumptions, the plan's fiduciary net position was projected to be available to make all projected future benefit payments of current plan members. Therefore, the long-term expected rate of return on plan investments was applied to all periods of projected benefit payments to determine the total OPEB healthcare liability.

WAUSAU SCHOOL DISTRICT
NOTES TO THE BASIC FINANCIAL STATEMENTS - Continued
JUNE 30, 2024

NOTE 8 - Post Employment Benefits Other Than Pensions - Continued

Changes in the Net OPEB Healthcare Liability

	Increase (Decrease)		
	Total OPEB Healthcare Liability	Fiduciary Net Position	Net OPEB Healthcare Liability
	(a)	(b)	(a) - (b)
Beginning balance	\$ 23,969,342	\$ 3,982,656	\$ 19,986,686
Changes for the year:			
Service cost	1,019,364	-	1,019,364
Interest	943,971	-	943,971
Differences between expected and actual experience	241,727	-	241,727
Changes of assumptions or other input	265,565	-	265,565
Contributions - employer	-	1,920,195	(1,920,195)
Net investment income	-	183,879	(183,879)
Benefit payments	(1,759,521)	(1,759,521)	-
Administrative expense	-	(14,019)	14,019
Net changes	711,106	330,534	380,572
Ending balance	\$ 24,680,448	\$ 4,313,190	\$ 20,367,258

Sensitivity of the Net OPEB Healthcare Liability to Changes in the Healthcare Cost Trend Rate -

The following presents the net OPEB healthcare liability calculated using the healthcare cost trend rate of 6.5 percent decreasing to 5 percent, as well as what the net OPEB liability would be if it were calculated using a healthcare cost trend rate that is 1-percentage-point lower (5.5 percent decreasing to 4 percent) or 1-percentage-point higher (7.5 percent decreasing to 6 percent) than the current rate:

	1% Decrease (6% decreasing to 3.5%)	Healthcare Cost Trend Rates (7% decreasing to 4.5%)	1% Increase (8% decreasing to 5.5%)
Net OPEB healthcare liability	\$ 18,792,195	\$ 20,367,258	\$ 22,154,467

Sensitivity of the Net OPEB Healthcare Liability to Changes in the Discount Rate -

The following presents the net OPEB healthcare liability calculated using the discount rate of 4.13 percent, as well as what the net OPEB healthcare liability would be if it were calculated using a discount rate that is 1-percentage-point lower (3.13 percent) or 1-percentage-point higher (5.13 percent) than the current rate:

	1% Decrease (3.13%)	Current Discount Rate (4.13%)	1% Increase (5.13%)
Net OPEB healthcare liability	\$ 21,894,322	\$ 20,367,258	\$ 18,914,734

Expense, Deferred Outflows of Resources, and Deferred Inflows of Resources Related to OPEB Healthcare

For the year ended June 30, 2024, the District recognized OPEB healthcare expense of \$197,756.

WAUSAU SCHOOL DISTRICT
 NOTES TO THE BASIC FINANCIAL STATEMENTS - Continued
 JUNE 30, 2024

NOTE 8 - Post Employment Benefits Other Than Pensions - Continued

At June 30, 2024, the District reported deferred outflows of resources and deferred inflows of resources related to OPEB healthcare from the following sources:

	Deferred Outflows of Resources	Deferred Inflows of Resources
Differences between expected and actual experience	\$ 222,360	\$ 3,321,870
Changes of assumptions or other input	1,726,824	2,846,225
Net difference between projected and actual earnings on OPEB plan investments	112,977	-
Employer contributions subsequent to the measurement date	1,230,491	-
Total	\$ 3,292,652	\$ 6,168,095

\$1,230,491 reported as deferred outflows related to OPEB healthcare resulting from contributions subsequent to the measurement date will be recognized as a reduction on the net OPEB healthcare liability (asset) in the year ended June 30, 2025. Other amounts reported as deferred outflows of resources and deferred inflows of resources related to OPEB healthcare will be recognized in expense as follows:

Year ending June 30	Deferred Outflows and (Inflows) of Resources
2025	\$ (1,600,408)
2026	(422,602)
2027	(264,238)
2028	(393,118)
Thereafter	(1,425,568)

Payables to the OPEB Healthcare Plan -The District reported a payable of zero for the outstanding amount of contributions to the OPEB healthcare plan required for the year ended June 30, 2024.

NOTE 9 - Fund Balance and Net Position

Portions of fund balances and net position are not available for current appropriation or expenditure as follows:

<u>Governmental Fund</u>	<u>Purpose</u>	<u>Amount</u>
Restricted		
General	Self-insurance	\$ 2,522,724
General	Common School Fund	\$ 3,266
Referendum approved debt service	Principal and interest	\$ 8,470,303
Other capital projects	DPI regulation	\$ 65,256,924
Non-scholarship donation	Specific expenses	\$ 1,635,275
Food service	DPI regulation	\$ 2,486,163
Non-referendum debt service	Principal and interest	\$ 84,337

WAUSAU SCHOOL DISTRICT
NOTES TO THE BASIC FINANCIAL STATEMENTS - Continued
JUNE 30, 2024

NOTE 9 - Fund Balance and Net Position - Continued

Long-term capital improvement trust	DPI regulation	\$ 2,371,747
Committed		
Community service	Specific expenses	\$ 487,819
Assigned		
General	Specific expenses	\$ 27,724,149
<u>Governmental Activities</u>	<u>Purpose</u>	<u>Amount</u>
Restricted		
Special revenue	DPI regulation	\$ 4,121,438
Capital projects	DPI regulation	\$ 67,628,671
Debt service	Principal and interest	\$ 8,554,640
Other activities	Self-insurance	\$ 2,522,724
Other activities	Common School Fund	\$ 3,266

NOTE 10 - Risk Management

The District is exposed to various risks of losses related to torts; theft of, damage to, and destruction of assets; errors and omissions; employee health and accident claims; and natural disasters. The District manages these risks through the purchase of various forms of commercial insurance except for self-insured health and dental benefits as described in Note 13. Settled claims have not exceeded commercial coverage in any of the past three years and there has been no significant reduction in insurance coverage from coverage in the prior year.

NOTE 11 - Commitments and Contingent Liabilities

The District has a service agreement with Cooperative Education Service Agency #9 for services to be provided to the District in 2024-2025. Expected costs are \$374,911.

The District has a transportation agreement for the following school years:

2024-2025	\$	4,316,422
-----------	----	-----------

From time to time, the District is party to various pending claims and legal proceedings. Although the outcome of such matters cannot be forecasted with certainty, it is the opinion of management and the District's attorney that the likelihood is remote that any such claims or proceedings will have a material effect on the District's financial position or results of operations.

NOTE 12 - Limitation of School District Revenue

Wisconsin statutes limit the amount of revenue school districts may derive from general school aids and property taxes. This limitation does not apply to revenue needed for the payment of any general obligation debt service (including refinanced debt) authorized by either of the following (a) a resolution of the school board or by a referendum prior to August 12, 1993 and (b) a referendum on or after August 12, 1993.

WAUSAU SCHOOL DISTRICT
NOTES TO THE BASIC FINANCIAL STATEMENTS - Continued
JUNE 30, 2024

NOTE 13 - Self-Funded Insurance Program

The District established a self-funded health and dental benefit plan for its employees. The plan administrators are responsible for the approval, processing, and payment of claims, after which they bill the District for reimbursement. The District is also responsible for an administrative fee. The plan reports on a fiscal year ending June 30, 2024.

Accounting and budgeting requirements for the plan are established by the Wisconsin Department of Public Instruction. Currently, the plan is accounted for in the general fund and other funds of the District.

The District has no stop-loss coverage for health and dental care coverage of the plan.

The District has reported a liability of \$4,955,237, which represents reported and unreported claims which were incurred on or before June 30, 2024, but were not paid by the District as of that date. Changes in the claims liability for the years ended June 30, 2024 and June 30, 2023 are as follows:

	<u>Year Ended June 30, 2024</u>	<u>Year Ended June 30, 2023</u>
Beginning liability balance	\$ 5,021,358	\$ 4,510,923
Claims and changes in estimates	23,523,777	23,575,730
Claim payments	<u>(23,589,898)</u>	<u>(23,065,295)</u>
Ending liability balance	<u>\$ 4,955,237</u>	<u>\$ 5,021,358</u>

Claim payments are principally funded through charges to employees, which are paid through payroll deductions, and employer contributions to the health and dental plan.

The District premium rates were calculated by a third-party administrator for the self-insured health and dental plan. The District did not receive an actuarial certification related to the adequacy of reserves or financial soundness of the plan.

**WAUSAU SCHOOL DISTRICT
WAUSAU, WISCONSIN**

**REQUIRED
SUPPLEMENTARY INFORMATION**

WAUSAU SCHOOL DISTRICT
BUDGETARY COMPARISON SCHEDULE FOR THE GENERAL FUND
BUDGET AND ACTUAL
YEAR ENDED JUNE 30, 2024

	ORIGINAL BUDGETED AMOUNTS			FINAL BUDGETED AMOUNTS			ACTUAL AMOUNTS			VARIANCE WITH FINAL BUDGET POSITIVE (NEGATIVE)
	SPECIAL			SPECIAL			SPECIAL			
	GENERAL	EDUCATION	TOTAL	GENERAL	EDUCATION	TOTAL	GENERAL	EDUCATION	TOTAL	
REVENUES										
Property taxes	\$ 24,565,622	\$ -	\$ 24,565,622	\$ 24,565,622	\$ -	\$ 24,565,622	\$ 24,595,326	\$ -	\$ 24,595,326	\$ 29,704
Other local sources	630,500	-	630,500	630,500	-	630,500	919,785	-	919,785	289,285
Interdistrict sources	2,201,139	35,000	2,236,139	2,201,139	35,000	2,236,139	2,210,758	8,959	2,219,717	(16,422)
Intermediate sources	-	-	-	-	-	-	1,897	-	1,897	1,897
State sources	79,023,343	5,266,811	84,290,154	79,023,343	5,266,811	84,290,154	79,756,593	5,342,952	85,099,545	809,391
Federal sources	10,482,670	3,639,235	14,121,905	10,482,670	3,639,235	14,121,905	7,857,601	3,287,924	11,145,525	(2,976,380)
Other sources	450,000	-	450,000	450,000	-	450,000	534,356	-	534,356	84,356
TOTAL REVENUES	117,353,274	8,941,046	126,294,320	117,353,274	8,941,046	126,294,320	115,876,316	8,639,835	124,516,151	(1,778,169)
EXPENDITURES										
Current										
Instruction										
Regular instruction	47,596,775	-	47,596,775	47,596,775	-	47,596,775	46,470,704	-	46,470,704	1,126,071
Vocational instruction	2,990,933	-	2,990,933	2,990,933	-	2,990,933	3,047,947	-	3,047,947	(57,014)
Special instruction	-	14,804,465	14,804,465	-	14,804,465	14,804,465	-	14,874,774	14,874,774	(70,309)
Other instruction	5,042,864	-	5,042,864	5,042,864	-	5,042,864	5,479,682	-	5,479,682	(436,818)
Total instruction	55,630,572	14,804,465	70,435,037	55,630,572	14,804,465	70,435,037	54,998,333	14,874,774	69,873,107	561,930
Support services										
Pupil services	5,949,044	2,764,232	8,713,276	5,949,044	2,764,232	8,713,276	5,894,340	2,853,567	8,747,907	(34,631)
Instructional staff services	6,735,005	747,083	7,482,088	6,735,005	747,083	7,482,088	6,597,678	706,734	7,304,412	177,676
General administration services	505,132	-	505,132	505,132	-	505,132	691,653	-	691,653	(186,521)
Building administration services	6,456,428	-	6,456,428	6,456,428	-	6,456,428	6,406,180	-	6,406,180	50,248
Business services	18,389,757	1,059,028	19,448,785	18,389,757	1,059,028	19,448,785	18,155,371	1,242,557	19,397,928	50,857
Central services	1,598,289	5,167	1,603,456	1,598,289	5,167	1,603,456	1,670,563	10,275	1,680,838	(77,382)
Insurance	937,703	-	937,703	937,703	-	937,703	628,119	-	628,119	309,584
Other support services	3,300,328	52,078	3,352,406	3,300,328	52,078	3,352,406	3,151,309	27,292	3,178,601	173,805
Total support services	43,871,686	4,627,588	48,499,274	43,871,686	4,627,588	48,499,274	43,195,213	4,840,425	48,035,638	463,636
Non-program transactions	7,416,457	169,736	7,586,193	7,416,457	169,736	7,586,193	8,226,658	332,172	8,558,830	(972,637)
Debt service										
Principal	479,734	-	479,734	479,734	-	479,734	294,070	-	294,070	185,664
Interest	-	-	-	-	-	-	23,173	-	23,173	(23,173)
Total debt service	479,734	-	479,734	479,734	-	479,734	317,243	-	317,243	162,491
TOTAL EXPENDITURES	107,398,449	19,601,789	127,000,238	107,398,449	19,601,789	127,000,238	106,737,447	20,047,371	126,784,818	215,420
EXCESS (DEFICIENCY) OF REVENUES OVER EXPENDITURES	9,954,825	(10,660,743)	(705,918)	9,954,825	(10,660,743)	(705,918)	9,138,869	(11,407,536)	(2,268,667)	(1,562,749)
OTHER FINANCING SOURCES (USES)										
Transfer (to) / from other funds	(10,745,883)	10,660,743	(85,140)	(10,745,883)	10,660,743	(85,140)	(11,492,676)	11,407,536	(85,140)	-
Long term debt proceeds	-	-	-	-	-	-	291,219	-	291,219	291,219
Sale of capital assets	75,000	-	75,000	75,000	-	75,000	32,537	-	32,537	(42,463)
TOTAL OTHER FINANCING SOURCES (USES)	(10,670,883)	10,660,743	(10,140)	(10,670,883)	10,660,743	(10,140)	(11,168,920)	11,407,536	238,616	248,756
NET CHANGE IN FUND BALANCE	(716,058)	-	(716,058)	(716,058)	-	(716,058)	(2,030,051)	-	(2,030,051)	(1,313,993)
FUND BALANCE - BEGINNING OF YEAR	32,280,190	-	32,280,190	32,280,190	-	32,280,190	32,280,190	-	32,280,190	-
FUND BALANCE - END OF YEAR	\$ 31,564,132	\$ -	\$ 31,564,132	\$ 31,564,132	\$ -	\$ 31,564,132	\$ 30,250,139	\$ -	\$ 30,250,139	\$ (1,313,993)

The accompanying notes are an integral part of these statements.

WAUSAU SCHOOL DISTRICT
NOTES TO REQUIRED SUPPLEMENTARY INFORMATION
ON BUDGETARY ACCOUNTING AND CONTROL
JUNE 30, 2024

NOTE 1 - Budgetary Information - Budgets are adopted each fiscal year for all funds in accordance with Section 65.90 of the Wisconsin Statutes, using the budgetary accounting basis prescribed by the Wisconsin Department of Public Instruction, which is in accordance with generally accepted accounting principles. The legally adopted budget and budgetary expenditure control is exercised at the two-digit sub-function level in the General Fund and at the function level for all other funds. Reported budget amounts are as originally adopted or as amended by the School Board resolution.

The District follows these procedures in establishing the budgetary data reflected in the financial statements.

1. Based upon requests from District staff, District administration recommends budget proposals to the School Board.
2. The School Board prepares a proposed budget including proposed expenditures and the means of financing them for the July 1 through June 30 fiscal year.
3. A public notice is published containing a summary of the budget and identifying the time and place where a public hearing will be held on the proposed budget.
4. Pursuant to the public budget hearing, the School Board may alter the proposed budget.
5. After the School Board (following the public hearing) adopts the budget, no changes may be made in the amount of tax to be levied or in the amount of the various appropriations and the purposes of such appropriations unless authorized by a 2/3 vote of the entire School Board.
6. Appropriations lapse at year-end unless authorized as a carryover by the School Board. The portion of fund balance representing carryover appropriations is reported as a reserve of fund balance.
7. Encumbrance accounting is used by the District.
8. Budgets are adopted on a basis consistent with generally accepted accounting principles.

NOTE 2 - Excess of Actual Expenditure Over Budget - The following expenditure classifications were in excess of \$1,000 over budget.

General/Special Education	Vocational instruction	\$ 57,014
General/Special Education	Special instruction	70,309
General/Special Education	Other instruction	436,818
General/Special Education	Pupil services	34,631
General/Special Education	General administration services	186,521
General/Special Education	Central services	77,382
General/Special Education	Non-program transactions	972,637
General/Special Education	Interest	23,173

WAUSAU SCHOOL DISTRICT
WISCONSIN RETIREMENT SYSTEM PENSION SCHEDULES
YEAR ENDED JUNE 30, 2024

SCHEDULE OF PROPORTIONATE SHARE OF THE NET PENSION LIABILITY (ASSET)
Last 10 Fiscal Years *

Pension Plan Fiscal Year	Proportion of the Net Pension Liability (Asset)	Proportionate Share of the Net Pension Liability (Asset)	Covered Payroll	Proportionate Share of the Net Pension Liability (Asset) as a Percentage of its Covered Payroll	Plan Fiduciary Net Position as a Percentage of the Total Pension Liability (Asset)
2023	0.34991062%	\$ 5,202,492	\$ 64,540,552	8.06%	98.85%
2022	0.36287089%	19,223,824	64,590,612	29.76%	95.72%
2021	0.36706933%	(29,586,463)	62,650,851	-47.22%	106.02%
2020	0.37394335%	(23,345,802)	61,563,422	-37.92%	105.26%
2019	0.38171293%	(12,308,167)	59,187,190	-20.80%	102.96%
2018	0.38559986%	13,718,434	59,035,595	23.24%	96.45%
2017	0.39691836%	(11,784,977)	58,188,507	-20.25%	102.93%
2016	0.40199573%	3,313,405	55,026,320	6.02%	99.12%
2015	0.41264480%	6,705,398	59,416,959	11.29%	98.20%
2014	0.41090077%	(10,092,847)	56,913,887	-17.73%	102.74%

SCHEDULE OF CONTRIBUTIONS
Last 10 Fiscal Years

District Fiscal Year	Contractually Required Contributions	Contractually Required Contributions	Contribution Deficiency (Excess)	Covered Payroll	Contributions as a Percentage of Covered Payroll
2024	\$ 4,638,400	\$ (4,638,400)	\$ -	\$ 67,609,579	6.86%
2023	4,438,219	(4,438,219)	-	66,531,662	6.67%
2022	4,232,906	(4,232,906)	-	62,650,851	6.76%
2021	4,155,531	(4,155,531)	-	61,563,422	6.75%
2020	3,876,767	(3,876,767)	-	59,187,190	6.55%
2019	3,955,399	(3,955,399)	-	59,035,595	6.70%
2018	3,957,255	(3,957,255)	-	58,188,507	6.80%
2017	3,632,045	(3,632,045)	-	55,026,320	6.60%
2016	4,040,371	(4,040,371)	-	59,416,959	6.80%
2015	3,985,066	(3,985,066)	-	56,913,887	7.00%

* The amounts presented for each fiscal year were determined as of the calendar year end which occurred within the fiscal year.

Notes to Required Supplementary Information for the Year Ended June 30, 2024

Changes of benefit terms - there were no changes of benefit terms for any participating employer in WRS.

Change of assumptions - Based on a three-year experience study conducted in 2021 covering January 1, 2018 through December 31, 2020, the ETF Board adopted assumption changes that were used to measure the total pension liability beginning with the year ended December 31, 2021, including the following:

- * Lowering the long-term expected rate of return from 7% to 6.8%
- * Lowering the discount rate from 7% to 6.8%
- * Lowering the price inflation rate from 2.5% to 2.4%
- * Lowering the post-retirement adjustments from 1.9% to 1.7%
- * Mortality assumptions were changed to reflect updated trends by transitioning from the Wisconsin 2018 Mortality Table to the 2020 WRS Experience Mortality Table.

Based on a three-year experience study conducted in 2018 covering January 1, 2015 through December 31, 2017, the ETF Board adopted assumption changes that were used to measure the total pension liability beginning with the year-end December 31, 2018, including the following:

- * Lowering the long-term expected rate of return from 7.2% to 7%
- * Lowering the discount rate from 7.2% to 7%
- * Lowering the wage inflation rate from 3.2% to 3%
- * Lowering the price inflation rate from 2.7% to 2.5%
- * Lowering the post-retirement adjustments from 2.1% to 1.9%
- * Mortality assumptions were changed to reflect updated trends by transitioning from the Wisconsin 2012 Mortality Table to the Wisconsin 2018 Mortality Table.

WAUSAU SCHOOL DISTRICT
WISCONSIN RETIREMENT SYSTEM PENSION SCHEDULES - Continued
YEAR ENDED JUNE 30, 2024

Notes to Required Supplementary Information for the Year Ended June 30, 2024 - Continued

SIGNIFICANT METHODS AND ASSUMPTIONS USED IN CALCULATING WISCONSIN RETIREMENT SYSTEM ACTUARIALLY DETERMINED CONTRIBUTIONS:

	2023	2022	2021	2020	2019
Valuation Date:	December 31, 2021	December 31, 2020	December 31, 2019	December 31, 2018	December 31, 2017
Actuarial Cost Method:	Frozen Entry Age	Frozen Entry Age	Frozen Entry Age	Frozen Entry Age	Frozen Entry Age
Amortization Method:	Level Percent of Payroll-Closed Amortization Period	Level Percent of Payroll-Closed Amortization Period	Level Percent of Payroll-Closed Amortization Period	Level Percent of Payroll-Closed Amortization Period	Level Percent of Payroll-Closed Amortization Period
Amortization Period:	30 Year closed from date of participation in WRS	30 Year closed from date of participation in WRS	30 Year closed from date of participation in WRS	30 Year closed from date of participation in WRS	30 Year closed from date of participation in WRS
Asset Valuation Method:	Five Year Smoothed Market (Closed)	Five Year Smoothed Market (Closed)	Five Year Smoothed Market (Closed)	Five Year Smoothed Market (Closed)	Five Year Smoothed Market (Closed)
Actuarial Assumptions					
Net Investment Rate of Return:	5.4%	5.4%	5.4%	5.4%	5.5%
Weighted based on assumed rate for:					
Pre-retirement:	6.8%	7.0%	7.0%	7.0%	7.2%
Post-retirement:	5.0%	5.0%	5.0%	5.0%	5.0%
Salary Increases					
Wage Inflation:	3.0%	3.0%	3.0%	3.0%	3.2%
Seniority/Merit:	0.1% - 5.6%	0.1% - 5.6%	0.1% - 5.6%	0.1% - 5.6%	0.1% - 5.6%
Post Retirement Benefit Adjustments	1.7%	1.9%	1.9%	1.9%	2.1%
Retirement Age:	Experience-based table of rates that are specific to the type of eligibility condition. Last updated for the 2021 valuation pursuant to an experience study of the period 2018-2020.	Experience-based table of rates that are specific to the type of eligibility condition. Last updated for the 2018 valuation pursuant to an experience study of the period 2015-2017.	Experience-based table of rates that are specific to the type of eligibility condition. Last updated for the 2018 valuation pursuant to an experience study of the period 2015-2017.	Experience-based table of rates that are specific to the type of eligibility condition. Last updated for the 2018 valuation pursuant to an experience study of the period 2015-2017.	Experience-based table of rates that are specific to the type of eligibility condition. Last updated for the 2015 valuation pursuant to an experience study of the period 2012-2014.
Mortality:	2020 WRS Experience Tables. The rates based on actual WRS experience adjusted for future mortality improvements using the MP-2021 fully generational improvement scale from a base year of 2010.	Wisconsin 2018 Mortality Table. The rates based on actual WRS experience adjusted for future mortality improvements using the MP-2018 fully generational improvement scale (multiplied by 60%).	Wisconsin 2018 Mortality Table. The rates based on actual WRS experience adjusted for future mortality improvements using the MP-2018 fully generational improvement scale (multiplied by 60%).	Wisconsin 2018 Mortality Table. The rates based on actual WRS experience adjusted for future mortality improvements using the MP-2018 fully generational improvement scale (multiplied by 60%).	Wisconsin 2012 Mortality Table. The rates based on actual WRS experience adjusted for future mortality improvements using the MP-2015 fully generational improvement scale (multiplied by 50%).

* No post-retirement adjustment is guaranteed. Actual adjustments are based on recognized investment return, actuarial experience, and other factors. Value is the assumed annual adjustment based on the investment return assumption and the post-retirement discount rate.

WAUSAU SCHOOL DISTRICT
WISCONSIN RETIREMENT SYSTEM PENSION SCHEDULES - Continued
YEAR ENDED JUNE 30, 2024

Notes to Required Supplementary Information for the Year Ended June 30, 2024 - Continued

SIGNIFICANT METHODS AND ASSUMPTIONS USED IN CALCULATING WISCONSIN RETIREMENT SYSTEM ACTUARIALLY DETERMINED CONTRIBUTIONS:

	2018	2017	2016	2015	2014
Valuation Date:	December 31, 2016	December 31, 2015	December 31, 2014	December 31, 2013	December 31, 2012
Actuarial Cost Method:	Frozen Entry Age	Frozen Entry Age	Frozen Entry Age	Frozen Entry Age	Frozen Entry Age
Amortization Method:	Level Percent of Payroll-Closed Amortization Period	Level Percent of Payroll-Closed Amortization Period	Level Percent of Payroll-Closed Amortization Period	Level Percent of Payroll-Closed Amortization Period	Level Percent of Payroll-Closed Amortization Period
Amortization Period:	30 Year closed from date of participation in WRS	30 Year closed from date of participation in WRS	30 Year closed from date of participation in WRS	30 Year closed from date of participation in WRS	30 Year closed from date of participation in WRS
Asset Valuation Method:	Five Year Smoothed Market (Closed)	Five Year Smoothed Market (Closed)	Five Year Smoothed Market (Closed)	Five Year Smoothed Market (Closed)	Five Year Smoothed Market (Closed)
Actuarial Assumptions					
Net Investment Rate of Return:	5.5%	5.5%	5.5%	5.5%	5.5%
Weighted based on assumed rate for:					
Pre-retirement:	7.2%	7.2%	7.2%	7.2%	7.2%
Post-retirement:	5.0%	5.0%	5.0%	5.0%	5.0%
Salary Increases					
Wage Inflation:	3.2%	3.2%	3.2%	3.2%	3.2%
Seniority/Merit:	0.1% - 5.6%	0.1% - 5.6%	0.1% - 5.6%	0.1% - 5.6%	0.1% - 5.6%
Post Retirement Benefit Adjustments	2.1%	2.1%	2.1%	2.1%	2.1%
Retirement Age:	Experience-based table of rates that are specific to the type of eligibility condition. Last updated for the 2015 valuation pursuant to an experience study of the period 2012-2014.	Experience-based table of rates that are specific to the type of eligibility condition. Last updated for the 2015 valuation pursuant to an experience study of the period 2012-2014.	Experience-based table of rates that are specific to the type of eligibility condition. Last updated for the 2012 valuation pursuant to an experience study of the period 2009-2011.	Experience-based table of rates that are specific to the type of eligibility condition. Last updated for the 2012 valuation pursuant to an experience study of the period 2009-2011.	Experience-based table of rates that are specific to the type of eligibility condition. Last updated for the 2012 valuation pursuant to an experience study of the period 2009-2011.
Mortality:	Wisconsin 2012 Mortality Table. The rates based on actual WRS experience adjusted for future mortality improvements using the MP-2015 fully generational improvement scale (multiplied by 50%).	Wisconsin 2012 Mortality Table. The rates based on actual WRS experience adjusted for future mortality improvements using the MP-2015 fully generational improvement scale (multiplied by 50%).	Wisconsin 2012 Mortality Table. The rates based on actual WRS experience projected to 2017 with scale BB to all for future improvements (margin) in mortality.	Wisconsin 2012 Mortality Table. The rates based on actual WRS experience projected to 2017 with scale BB to all for future improvements (margin) in mortality.	Wisconsin 2012 Mortality Table. The rates based on actual WRS experience projected to 2017 with scale BB to all for future improvements (margin) in mortality.

* No post-retirement adjustment is guaranteed. Actual adjustments are based on recognized investment return, actuarial experience, and other factors. Value is the assumed annual adjustment based on the investment return assumption and the post-retirement discount rate.

WAUSAU SCHOOL DISTRICT
WISCONSIN RETIREMENT SYSTEM LOCAL RETIREE LIFE INSURANCE FUND SCHEDULES
YEAR ENDED JUNE 30, 2024

SCHEDULE OF PROPORTIONATE SHARE OF THE NET OPEB LIABILITY (ASSET)
Last 10 Fiscal Years *

OPEB Plan Fiscal Year	Proportion of the Net OPEB Liability (Asset)	Proportionate Share of the Net OPEB Liability (Asset)	Covered Payroll	Proportionate Share of the Net OPEB Liability (Asset) as a Percentage of its Covered Payroll	Plan Fiduciary Net Position as a Percentage of the Total OPEB Liability (Asset)
2023	1.10524600%	\$ 5,084,855	\$ 57,301,000	8.87%	33.90%
2022	1.12942700%	4,302,921	56,947,000	7.56%	38.81%
2021	1.06946400%	6,320,928	57,982,000	10.90%	29.57%
2020	1.00330100%	5,518,880	52,906,000	10.43%	31.36%
2019	1.17355700%	4,997,234	52,872,000	9.45%	37.58%
2018	1.08617300%	2,802,693	52,113,000	5.38%	48.69%
2017	1.09493800%	3,294,209	46,045,275	7.15%	44.81%

SCHEDULE OF CONTRIBUTIONS
Last 10 Fiscal Years

District Fiscal Year End	Contractually Required Contributions	Contractually Required Contributions	Contribution Deficiency (Excess)	Covered Payroll	Contributions as a Percentage of Covered Payroll
2024	\$ 21,904	\$ (21,904)	\$ -	\$ 58,148,000	0.04%
2023	23,166	(23,166)	-	56,630,436	0.04%
2022	33,811	(33,811)	-	57,982,000	0.06%
2021	20,006	(20,006)	-	52,906,000	0.04%
2020	21,215	(21,215)	-	52,872,000	0.04%
2019	20,926	(20,926)	-	52,113,000	0.04%
2018	20,793	(20,793)	-	46,045,275	0.05%

* The amounts presented for each fiscal year were determined as of the calendar year end which occurred within the fiscal year.

The District implemented the Government Accounting Standards Board Statement No. 75 for the year ended June 30, 2018. Requirements have been implemented prospectively; therefore, the above illustrations do not reflect similar information for the preceding years.

Notes to Required Supplementary Information for the Year Ended June 30, 2024

Changes of benefit terms - there were no recent changes in benefit terms.

Changes of assumptions - in addition to the rate changes detailed in the tables above, the State of Wisconsin Employee Trust fund Board adopted economic and demographic assumption changes based on a three year experience study performed for the Wisconsin Retirement System. These assumptions are used in the actuarial valuations of OPEB liabilities (assets) for the retiree life insurance programs and are summarized below.

The assumption changes that were used to measure the December 31, 2021 total OPEB liabilities, including the following:

- * Lowering the price inflation rate from 2.5% to 2.4%
- * Mortality assumptions were changed to reflect updated trends by transitioning from the Wisconsin 2018 Mortality Table to the 2020 WRS Experience Mortality table.

The assumption changes that were used to measure the December 31, 2018 total OPEB liabilities, including the following:

- * Lowering the long-term expected rate of return from 5% to 4.25%
- * Lowering the wage inflation rate from 3.2% to 3%
- * Lowering the price inflation rate from 2.7% to 2.5%
- * Mortality assumptions were changed to reflect updated trends by transitioning from the Wisconsin 2012 Mortality Table to the Wisconsin 2018 Mortality table.

WAUSAU SCHOOL DISTRICT
OPEB HEALTHCARE DEFINED BENEFIT PLAN SCHEDULES
YEAR ENDED JUNE 30, 2024

SCHEDULE OF CHANGES IN THE NET OPEB HEALTHCARE LIABILITY AND RELATED RATIOS
Last 10 Fiscal Years

	<u>2024</u>	<u>2023</u>	<u>2022</u>	<u>2021</u>	<u>2020</u>	<u>2019</u>	<u>2018</u>
Total OPEB Healthcare Liability							
Service cost	\$ 1,019,364	\$ 1,316,423	\$ 1,387,899	\$ 1,109,438	\$ 1,157,754	\$ 1,206,085	\$ 1,731,945
Interest	943,971	592,741	629,383	864,125	925,940	847,749	958,552
Differences between expected and actual experience	241,727	6,008	(2,601,788)	-	(1,720,487)	-	(5,887,663)
Changes of assumptions or other input	265,565	(2,930,002)	177,526	1,958,998	619,230	(402,122)	(3,213,549)
Benefit payments	<u>(1,759,521)</u>	<u>(1,403,280)</u>	<u>(968,422)</u>	<u>(608,571)</u>	<u>(1,312,872)</u>	<u>(1,001,554)</u>	<u>(1,111,777)</u>
Net Changes in Total OPEB Healthcare Liability	711,106	(2,418,110)	(1,375,402)	3,323,990	(330,435)	650,158	(7,522,492)
Total OPEB Healthcare Liability - Beginning	<u>23,969,342</u>	<u>26,387,452</u>	<u>27,762,854</u>	<u>24,438,864</u>	<u>24,769,299</u>	<u>24,119,141</u>	<u>31,641,633</u>
Total OPEB Healthcare Liability - Ending (a)	<u>\$ 24,680,448</u>	<u>\$ 23,969,342</u>	<u>\$ 26,387,452</u>	<u>\$ 27,762,854</u>	<u>\$ 24,438,864</u>	<u>\$ 24,769,299</u>	<u>\$ 24,119,141</u>
Plan Fiduciary Net Position							
Contributions - employer	\$ 1,920,195	\$ 1,506,160	\$ 1,048,249	\$ 671,841	\$ 1,412,609	\$ 1,083,806	\$ 1,203,237
Net investment income	183,879	(543,514)	625,661	320,148	202,548	(15,470)	(8,715)
Benefit payments	(1,759,521)	(1,403,280)	(968,422)	(608,571)	(1,312,872)	(1,001,554)	(1,111,777)
Administrative expense	<u>(14,019)</u>	<u>(18,672)</u>	<u>(18,420)</u>	<u>(13,651)</u>	<u>(18,175)</u>	<u>(18,423)</u>	<u>(22,996)</u>
Net Changes in Plan Fiduciary Net Position	330,534	(459,306)	687,068	369,767	284,110	48,359	59,749
Plan Fiduciary Net Position - Beginning	<u>3,982,656</u>	<u>4,441,962</u>	<u>3,754,894</u>	<u>3,385,127</u>	<u>3,101,017</u>	<u>3,052,658</u>	<u>2,992,909</u>
Plan Fiduciary Net Position - Ending (b)	<u>\$ 4,313,190</u>	<u>\$ 3,982,656</u>	<u>\$ 4,441,962</u>	<u>\$ 3,754,894</u>	<u>\$ 3,385,127</u>	<u>\$ 3,101,017</u>	<u>\$ 3,052,658</u>
Net OPEB Healthcare Liability - Ending (a) - (b)	<u>\$ 20,367,258</u>	<u>\$ 19,986,686</u>	<u>\$ 21,945,490</u>	<u>\$ 24,007,960</u>	<u>\$ 21,053,737</u>	<u>\$ 21,668,282</u>	<u>\$ 21,066,483</u>
Plan fiduciary net position as a percentage of the total OPEB Healthcare Liability	17.48%	16.62%	16.83%	13.52%	13.85%	12.52%	12.66%
Covered payroll	\$ 63,364,092	\$ 59,321,446	\$ 59,321,446	\$ 56,290,841	\$ 56,290,841	\$ 27,692,237	\$ 27,692,237
Net OPEB Healthcare Liability as a percentage of covered payroll	32.14%	33.69%	36.99%	42.65%	37.40%	78.25%	76.07%

SCHEDULE OF CONTRIBUTIONS
Last 10 Fiscal Years

	<u>2024</u>	<u>2023</u>	<u>2022</u>	<u>2021</u>	<u>2020</u>	<u>2019</u>	<u>2018</u>
Actuarially determined contributions	\$ 2,359,910	\$ 2,359,910	\$ 2,292,988	\$ 2,292,988	\$ 2,393,711	\$ 2,393,711	\$ 2,955,715
Contributions in relation to the actuarially determined contributions	<u>(1,920,195)</u>	<u>(1,506,160)</u>	<u>(1,048,249)</u>	<u>(671,841)</u>	<u>(1,412,609)</u>	<u>(1,083,806)</u>	<u>(1,203,237)</u>
Contribution deficiency (excess)	<u>\$ 439,715</u>	<u>\$ 853,750</u>	<u>\$ 1,244,739</u>	<u>\$ 1,621,147</u>	<u>\$ 981,102</u>	<u>\$ 1,309,905</u>	<u>\$ 1,752,478</u>
Covered payroll	\$ 63,364,092	\$ 59,321,446	\$ 59,321,446	\$ 56,290,841	\$ 56,290,841	\$ 27,692,237	\$ 27,692,237
Contributions as a percentage of covered payroll	3.03%	2.54%	1.77%	1.19%	2.51%	3.91%	4.35%
Actuarial valuation date	6/30/2023	6/30/2021	6/30/2021	6/30/2019	6/30/2019	6/30/2018	6/30/2017
Measurement date	6/30/2023	6/30/2022	6/30/2021	6/3/2020	6/30/2019	6/30/2018	6/30/2017

The District implemented the Government Accounting Standards Board Statement No. 75 for the year ended June 30, 2018. Requirements have been implemented prospectively; therefore, the above illustrations do not reflect similar information for the proceeding years.

Notes to Required Supplementary Information for the Year Ended June 30, 2024

Methods and assumptions used to determine actuarial calculations - entry age normal cost, level % open amortization, fair market value asset valuation, 4.13% discount rate, 2.5% inflation, 3% salary increases, 2020 WRS experience table.

Changes of benefit terms - there were no changes of benefit terms.

Changes of assumptions - the discount rate increased to 4.13%. The mortality assumptions changed to the 2020 WRS experience table. The health care trend changed to 7% decreasing to 6.5%, then decreasing by .1% per year down to 4.5%, and level thereafter. The actuarial assumptions changed to 2021 WRS experience from 2018-2020.

**WAUSAU SCHOOL DISTRICT
WAUSAU, WISCONSIN**

SUPPLEMENTARY INFORMATION

WAUSAU SCHOOL DISTRICT
 COMBINING BALANCE SHEET
 NONMAJOR GOVERNMENTAL FUNDS
 JUNE 30, 2024

	SPECIAL REVENUE FUNDS					TOTAL NONMAJOR GOVERNMENTAL FUNDS
	NON- SCHOLARSHIP DONATION FUND	FOOD SERVICE FUND	COMMUNITY SERVICES	NON-REFERENDUM DEBT SERVICE	LONG-TERM CAPITAL IMPROVEMENT TRUST	
ASSETS						
Cash and investments	\$ 1,635,931	\$ 2,441,819	\$ 699,153	\$ 84,337	\$ 2,371,747	\$ 7,232,987
Due from other governments	-	94,209	-	-	-	94,209
TOTAL ASSETS	<u>1,635,931</u>	<u>2,536,028</u>	<u>699,153</u>	<u>84,337</u>	<u>2,371,747</u>	<u>7,327,196</u>
LIABILITIES						
Accounts payable	656	7,939	180,136	-	-	188,731
Accrued payroll liabilities	-	41,926	31,198	-	-	73,124
TOTAL LIABILITIES	<u>656</u>	<u>49,865</u>	<u>211,334</u>	<u>-</u>	<u>-</u>	<u>261,855</u>
FUND BALANCES						
Restricted	1,635,275	2,486,163	-	84,337	2,371,747	6,577,522
Committed	-	-	487,819	-	-	487,819
TOTAL FUND BALANCES	<u>1,635,275</u>	<u>2,486,163</u>	<u>487,819</u>	<u>84,337</u>	<u>2,371,747</u>	<u>7,065,341</u>
TOTAL LIABILITIES AND FUND BALANCES	<u>\$ 1,635,931</u>	<u>\$ 2,536,028</u>	<u>\$ 699,153</u>	<u>\$ 84,337</u>	<u>\$ 2,371,747</u>	<u>\$ 7,327,196</u>

WAUSAU SCHOOL DISTRICT
COMBINING STATEMENT OF REVENUES, EXPENDITURES AND CHANGES IN FUND BALANCES
NONMAJOR GOVERNMENTAL FUNDS
YEAR ENDED JUNE 30, 2024

	SPECIAL REVENUE FUNDS			NON-REFERENDUM DEBT SERVICE	LONG-TERM CAPITAL IMPROVEMENT TRUST	TOTAL NONMAJOR GOVERNMENTAL FUNDS
	NON- SCHOLARSHIP DONATION FUND	FOOD SERVICE FUND	COMMUNITY SERVICES			
REVENUES						
Property taxes	\$ -	\$ -	\$ 662,200	\$ 2,104,070	\$ -	\$ 2,766,270
Other local sources	2,354,262	1,399,117	-	9,754	121,231	3,884,364
State sources	-	61,798	-	-	-	61,798
Federal sources	-	3,639,678	-	-	-	3,639,678
TOTAL REVENUES	2,354,262	5,100,593	662,200	2,113,824	121,231	10,352,110
EXPENDITURES						
Current						
Instruction						
Regular instruction	1,802,398	-	-	-	-	1,802,398
Vocational instruction	35,985	-	-	-	-	35,985
Other instruction	5,293	-	-	-	-	5,293
Total instruction	1,843,676	-	-	-	-	1,843,676
Support services						
Pupil services	4,747	-	-	-	-	4,747
Instructional staff services	17,309	-	-	-	-	17,309
General administration services	-	-	518,785	-	-	518,785
Business services	265,381	5,103,190	194,462	-	-	5,563,033
Central services	-	1,410	8	-	-	1,418
Other support services	214,352	-	-	-	-	214,352
Total support services	501,789	5,104,600	713,255	-	-	6,319,644
Debt service						
Principal	-	-	-	2,065,000	-	2,065,000
Interest	-	-	-	149,835	-	149,835
Total debt service	-	-	-	2,214,835	-	2,214,835
TOTAL EXPENDITURES	2,345,465	5,104,600	713,255	2,214,835	-	10,378,155
EXCESS (DEFICIENCY) OF REVENUES OVER EXPENDITURES	8,797	(4,007)	(51,055)	(101,011)	121,231	(26,045)
OTHER FINANCING (USES) SOURCES						
Net transfer (to) from other funds	-	-	-	85,140	-	85,140
Sale of capital assets	-	6,039	-	-	-	6,039
TOTAL OTHER FINANCING (USES) SOURCES	-	6,039	-	85,140	-	91,179
NET CHANGE IN FUND BALANCE	8,797	2,032	(51,055)	(15,871)	121,231	65,134
FUND BALANCE - BEGINNING OF YEAR	1,626,478	2,484,131	538,874	100,208	2,250,516	7,000,207
FUND BALANCE - END OF YEAR	\$ 1,635,275	\$ 2,486,163	\$ 487,819	\$ 84,337	\$ 2,371,747	\$ 7,065,341

WAUSAU SCHOOL DISTRICT
SCHEDULE OF CHARTER SCHOOL AUTHORIZER OPERATING COSTS
YEAR ENDED JUNE 30, 2024

OPERATING ACTIVITY	WUFAR OBJECT CODE	EEA COST	Montessori COST	WAVE COST
Employee salary	100	\$ -	\$ -	\$ -
Employee benefits	200	-	-	-
Purchased services	300	-	-	-
Non-capital objects	400	-	-	-
Capital objects	500	-	-	-
Insurance and judgements	700	-	-	-
Pupil dues and fees	900	-	-	-
Employee dues and fees	900	-	-	-
District dues and fees	900	-	-	-
Total		\$ -	\$ -	\$ -

WAUSAU SCHOOL DISTRICT
SCHEDULE OF EXPENDITURES OF FEDERAL AWARDS
YEAR ENDED JUNE 30, 2024

Awarding Agency Pass-Through Agency Award Description	PASS-THROUGH ENTITY IDENTIFYING NUMBER	ASSISTANCE LISTING NUMBER	PROGRAM OR AWARD AMOUNT	ACCRUED	REVENUES	ACCRUED	SUBRECIPIENT PASS-THROUGH EXPENDITURES
				RECEIVABLE (UNEARNED REVENUE) JULY 1, 2023	GRANTOR REIMBURSE- MENTS	RECEIVABLE (UNEARNED REVENUE) JUNE 30, 2024	
FEDERAL COMMUNICATIONS COMMISSION							
Universal Service Administrative Company							
Emergency Connectivity Fund Program		32.009	167,665	\$ -	\$ 102,118	\$ 167,665	\$ 65,547
July 1, 2023 - June 30, 2024	None			-	102,118	167,665	65,547
TOTAL FEDERAL COMMUNICATIONS COMMISSION				-	102,118	167,665	65,547
U.S. DEPARTMENT OF AGRICULTURE							
Wisconsin Department of Public Instruction							
Local Food for Schools		10.185	N/A	3,300	3,300	-	-
July 1, 2022 - June 30, 2023	None		\$ 3,700	-	3,700	-	-
July 1, 2023 - June 30, 2024	None			-	-	-	-
<i>Child Nutrition Cluster</i>							
School Breakfast Program		10.553	N/A	-	632,400	632,400	-
July 1, 2023 - June 30, 2024	2024-376223-DPI-SB-546			-	-	-	-
Food Distribution		10.555	N/A	-	355,247	355,247	-
July 1, 2023 - June 30, 2024	None			-	-	-	-
National School Lunch Program		10.555	N/A	-	2,414,381	2,414,381	-
July 1, 2023 - June 30, 2024	2024-376223-DPI-NSL-547			-	-	-	-
National School Lunch Program Snack Program		10.555	N/A	-	35,865	35,865	-
July 1, 2023 - June 30, 2024	2024-376223-DPI-SK_NSL-566			-	-	-	-
Special Milk Program for Children		10.556	N/A	-	5,909	5,909	-
July 1, 2023 - June 30, 2024	2024-376223-DPI-SMP-548			-	-	-	-
Summer Food Service Program for Children		10.559	N/A	106,108	106,108	-	-
July 1, 2022 - June 30, 2023	2023-376223-DPI-SFSP-561			-	-	-	-
July 1, 2023 - June 30, 2024	2024-376223-DPI-SFSP-566			-	63,747	157,956	94,209
Fresh Fruit and Vegetable Program		10.582	N/A	-	34,221	34,221	-
July 1, 2023 - June 30, 2024	2024-376223-DPI-FFVP-July-594			-	-	-	-
Total Child Nutrition Cluster				106,108	3,647,878	3,635,979	94,209
TOTAL U.S. DEPARTMENT OF AGRICULTURE				109,408	3,654,878	3,639,679	94,209
U.S. DEPARTMENT OF EDUCATION							
Charter Schools							
October 1, 2023 - September 30, 2024	None	84.282B	500,000	-	-	245,537	245,537
Wisconsin Department of Public Instruction							
<i>Special Education Cluster</i>							
Special Education - Grants to States (IDEA Part B)		84.027A	N/A	748,344	748,344	-	-
July 1, 2022 - June 30, 2023	2023-376223-DPI-FLOW-341		1,509,394	-	670,748	1,508,092	837,344
July 1, 2023 - June 30, 2024	2024-376223-DPI-FLOW-341			-	-	-	-
Special Education - Grants to States (IDEA Part B-CEIS)		84.027A	N/A	169,619	169,619	-	-
July 1, 2022 - June 30, 2023	2023-376223-DPI-FLOW-341		537,923	-	387,663	449,910	62,247
July 1, 2023 - June 30, 2024	2024-376223-DPI-FLOW-341			-	-	-	-
Special Education - Preschool Grants (IDEA Preschool)		84.173A	N/A	53,867	53,867	-	-
July 1, 2022 - June 30, 2023	2023-376223-DPI-PRESCH-347		104,118	-	30,791	61,476	30,685
July 1, 2023 - June 30, 2024	2024-376223-DPI-PRESCH-347			-	-	-	-
Special Education - Preschool Grants - Mini-grant (IDEA Preschool)		84.173A	16,000	-	779	4,739	3,960
July 1, 2023 - June 30, 2024	2024-376223-ECSELMG-348			-	-	-	-
Total Special Education Cluster				971,830	2,061,811	2,024,217	934,236
Title I-A - Grants to Local Educational Agencies		84.010A	N/A	380,326	380,326	-	-
July 1, 2022 - June 30, 2023	2023-376223-DPI-TIA-141		1,531,586	-	1,018,880	1,459,382	440,502
July 1, 2023 - June 30, 2024	2024-376223-DPI-TIA-141			-	-	-	-
Title I-D - Delinquent		84.010D	N/A	3,618	3,618	-	-
July 1, 2022 - June 30, 2023	2023-376223-DPI-TID-144		26,000	-	2,887	6,621	3,734
July 1, 2023 - June 30, 2024	2024-376223-DPI-TID-144			-	-	-	-
Career and Technical Education - Basic Grants to States (Perkins IV)		84.048	N/A	4,934	4,934	-	-
July 1, 2022 - June 30, 2023	2023-376223-DPI-CTE-400		81,969	-	69,867	73,987	4,120
July 1, 2023 - June 30, 2024	2024-376223-DPI-CTE-400			-	-	-	-
Education for Homeless Youth and Children		84.196A	6,700	-	-	5,016	5,016
July 1, 2023 - June 30, 2024	2024-376223-DPI-EHCY-I-335			-	-	-	-
Title III - English Language Acquisition Grants		84.365A	N/A	41,854	41,854	-	-
July 1, 2022 - June 30, 2023	2023-376223-DPI-TIIIA-391		181,382	-	119,175	124,973	5,798
July 1, 2023 - June 30, 2024	2024-376223-DPI-TIIIA-391			-	-	-	-
Title III - Immigrant Discretionary		84.365A	30,000	-	-	30,000	30,000
July 1, 2023 - June 30, 2024	2024-376223-DPI-TIIIA-ICY-371			-	-	-	-
Title II-A - Supporting Effective Instruction State Grant		84.367A	N/A	89,837	89,837	-	-
July 1, 2022 - June 30, 2023	2023-376223-DPI-TIIA-365		215,074	-	142,185	192,823	50,638
July 1, 2023 - June 30, 2024	2024-376223-DPI-TIIA-365			-	-	-	-
Title IV-A-Student Support and Acad Enrich Grants		84.424A	N/A	32,031	32,031	-	-
July 1, 2022 - June 30, 2023	2023-376223-DPI-TIVA-381		192,191	-	107,252	160,906	53,654
July 1, 2023 - June 30, 2024	2024-376223-DPI-TIVA-381			-	-	-	-
<i>Education Stabilization Fund</i>							
COVID-19 - Elementary and Secondary School Emergency Relief		84.425D	N/A	471,974	471,974	-	-
March 13, 2020 - September 30, 2023	2023-376223-DPI-ESSERF-163		4,688,144	-	884,466	884,466	-
March 13, 2020 - September 30, 2023	2024-376223-DPI-ESSERF-163			-	-	-	-
COVID-19 - Elementary and Secondary School Emergency Relief		84.425J	N/A	4,441,076	4,441,076	-	-
March 13, 2020 - September 30, 2024	2023-376223-DPI-ESSERF-165		10,403,345	-	2,454,363	3,620,025	1,165,662
March 13, 2020 - September 30, 2024	2024-376223-DPI-ESSERF-165			-	-	-	-
COVID-19 - ARPA Evidence Based After School Grant		84.425U	780,000	-	108,954	705,989	597,035
March 13, 2020 - September 30, 2024	2024-376223-DPI-ESSERF-165			-	-	-	-
ARP Homeless Children and Youth Part 2		84.425W	N/A	2,752	2,752	-	-
April 30, 2021 - September 30, 2024	2023-376223-DPI-ARPHCYII-173		49,414	-	-	26,170	26,170
April 30, 2021 - September 30, 2024	2024-376223-DPI-ARPHCYII-173			-	-	-	-
Total Education Stabilization Fund				4,915,802	8,363,585	5,236,650	1,788,867
TOTAL U.S. DEPARTMENT OF EDUCATION				6,440,232	12,438,242	9,560,112	3,562,102
U.S. DEPARTMENT OF HEALTH AND HUMAN SERVICES							
Cooperative Educational Service Agency #9							
Public Health Emergency Response		93.354	3,300	-	1,897	1,897	-
July 1, 2023 - June 30, 2024	None			-	-	-	-
Wisconsin Department of Health Services							
Medical Assistance		93.778	N/A	-	1,417,750	1,417,750	-
July 1, 2023 - June 30, 2024	None			-	-	-	-
Total Medicaid Cluster				-	1,417,750	1,417,750	-
TOTAL U.S. DEPARTMENT OF HEALTH AND HUMAN SERVICES				-	1,419,647	1,419,647	-
TOTAL FEDERAL AWARDS				\$ 6,549,640	\$ 17,614,885	\$ 14,787,103	\$ 3,721,858

WAUSAU SCHOOL DISTRICT
SCHEDULE OF STATE FINANCIAL ASSISTANCE
YEAR ENDED JUNE 30, 2024

AWARDING AGENCY PASS-THROUGH AGENCY AWARD DESCRIPTION	PASS-THROUGH		RECEIVABLE			RECEIVABLE		SUBRECIPIENT PASS-THROUGH EXPENDITURES
	ENTITY IDENTIFYING NUMBER	STATE I.D. NUMBER	(UNEARNED REVENUE) JULY 1, 2023	REVENUE GRANTOR REIMBURSEMENTS	EXPENDITURES	(UNEARNED REVENUE) JUNE 30, 2024		
WISCONSIN DEPARTMENT OF PUBLIC INSTRUCTION								
Wisconsin Department of Public Instruction								
Special Education and School Age Parents	376223-100	255.101	\$ -	\$ 5,169,377	\$ 5,169,377	\$ -	\$ -	-
Transit of aids to Edgar School District	None	255.101	-	(3,405)	(3,405)	-	-	-
State School Lunch Aid	376223-107	255.102	-	41,555	41,555	-	-	-
Common School Fund Library Aid	376223-104	255.103	-	548,322	548,322	-	-	-
Bilingual/Bicultural Aid	376223-111	255.106	-	459,100	459,100	-	-	-
General Transportation Aid	376223-102	255.107	-	183,885	183,885	-	-	-
General Aids Cluster								
Equalization Aid	376223-116	255.201	-	69,309,221	69,309,221	-	-	-
High Cost Special Education Aid	376223-119	255.210	-	134,933	134,933	-	-	-
Aid for School Mental Health Programs	376223-176	255.227	-	283,105	283,105	-	-	-
Peer to Peer Suicide Prevention Grant	376223-183	255.246	834	834	-	-	-	-
School Based Mental Health Services Grant	376223-177	255.297	-	263,241	263,241	-	-	-
School Breakfast Program	376223-108	255.344	-	20,244	20,244	-	-	-
Tuition Payments by State	376223-157	255.401	-	124,644	124,644	-	-	-
Early College Credit Program	376223-178	255.445	-	2,165	2,165	-	-	-
Achievement Gap Reduction	376223-160	255.504	-	1,624,208	1,624,208	-	-	-
Educator Effectiveness Evaluation System	376223-154	255.940	-	58,640	58,640	-	-	-
Per Pupil Aid	376223-113	255.945	-	5,936,742	5,936,742	-	-	-
Career and Technical Education Incentive	376223-152	255.950	-	71,371	71,371	-	-	-
Assessments of Reading Readiness	376223-166	255.956	-	2,091	2,091	-	-	-
Robotics Lead Participation	376223-167	255.959	2,317	2,317	-	-	-	-
Aid for Special Education Transition	376223-168	255.960	-	38,642	38,642	-	-	-
TOTAL WISCONSIN DEPARTMENT OF PUBLIC INSTRUCTION			3,151	84,271,232	84,268,081	-	-	-
WISCONSIN DEPARTMENT OF NATURAL RESOURCES								
Payment in Lieu of Taxes	None	None	-	34,587	34,587	-	-	-
TOTAL WISCONSIN DEPARTMENT OF NATURAL RESOURCES			-	34,587	34,587	-	-	-
WISCONSIN DEPARTMENT OF REVENUE								
Exempt Computer Aid	None	None	564,122	564,122	564,122	564,122	-	-
Exempt Personal Property Aid	None	None	-	291,149	291,149	-	-	-
TOTAL WISCONSIN DEPARTMENT OF REVENUE			564,122	855,271	855,271	564,122	-	-
WISCONSIN DEPARTMENT OF WORKFORCE DEVELOPMENT								
North Central Technical College								
Youth Apprenticeship Grant	None	445.107	-	34,000	-	(34,000)	-	-
TOTAL WISCONSIN DEPARTMENT OF WORKFORCE DEVELOPMENT			-	34,000	-	(34,000)	-	-
TOTAL STATE FINANCIAL ASSISTANCE			\$ 567,273	\$ 85,195,090	\$ 85,157,939	\$ 530,122	\$ -	-

The accompanying notes are an integral part of these statements.

WAUSAU SCHOOL DISTRICT
NOTES TO THE SCHEDULES OF EXPENDITURES OF
FEDERAL AWARDS AND STATE FINANCIAL ASSISTANCE
JUNE 30, 2024

NOTE 1 - Basis of Presentation

The accompanying schedules of expenditures of federal awards and state financial assistance include the federal and state grant activity of the Wausau School District. The information in these schedules is presented in accordance with the requirements of Uniform Guidance and *State Single Audit Guidelines*. Therefore, some amounts presented in these schedules may differ from amounts presented in or used in the preparation of the financial statements.

NOTE 2 - Summary of Significant Accounting Policies

Expenditures reported on the schedules are reported on the modified accrual basis of accounting. Such expenditures are recognized following the cost principles contained in Uniform Guidance, wherein certain types of expenditures are not allowable and are limited as to reimbursement.

NOTE 3 - Special Education and School Age Parents Program

2023-2024 eligible costs under the State Special Education Program are \$17,207,560.

NOTE 4 - Food Distribution Program

Non-monetary assistance is reported in the schedule of federal awards at the fair market value of the commodities received and used.

NOTE 5 - 10% De Minimis Cost Rate

Elected not to use.

**WAUSAU SCHOOL DISTRICT
WAUSAU, WISCONSIN**

OTHER REPORTS



**INDEPENDENT AUDITORS' REPORT ON INTERNAL CONTROL OVER
FINANCIAL REPORTING AND ON COMPLIANCE AND OTHER MATTERS
BASED ON AN AUDIT OF THE FINANCIAL STATEMENTS PERFORMED IN
ACCORDANCE WITH GOVERNMENT AUDITING STANDARDS**

To the Board of Education
Wausau School District
Wausau, Wisconsin

We have audited, in accordance with the auditing standards generally accepted in the United States of America and the standards applicable to financial audits contained in *Government Auditing Standards* issued by the Comptroller General of the United States, the financial statements of the governmental activities, each major fund, and the aggregate remaining fund information of the Wausau School District, as of and for the year ended June 30, 2024, and the related notes to the financial statements, which collectively comprise the Wausau School District's basic financial statements, and have issued our report thereon dated November 21, 2024.

Report on Internal Control Over Financial Reporting

In planning and performing our audit of the financial statements, we considered the Wausau School District's internal control over financial reporting (internal control) as a basis for designing audit procedures that are appropriate in the circumstances for the purpose of expressing our opinions on the financial statements, but not for the purpose of expressing an opinion on the effectiveness of the Wausau School District's internal control. Accordingly, we do not express an opinion on the effectiveness of the Wausau School District's internal control.

A deficiency in internal control exists when the design or operation of a control does not allow management or employees in the normal course of performing their assigned functions, to prevent, or detect and correct misstatements on a timely basis. *A material weakness* is a deficiency, or a combination of deficiencies, in internal control, such that there is a reasonable possibility that a material misstatement of the Wausau School District's financial statements will not be prevented, or detected and corrected on a timely basis. *A significant deficiency* is a deficiency, or a combination of deficiencies, in internal control that is less severe than a material weakness, yet important enough to merit attention by those charged with governance.

Our consideration of internal control was for the limited purpose described in the first paragraph of this section and was not designed to identify all deficiencies in internal control that might be material weaknesses or significant deficiencies. Given these limitations, during our audit we did not identify any deficiencies in internal control that we consider to be material weaknesses. However, material weaknesses may exist that have not been identified.

Report on Compliance and Other Matters

As part of obtaining reasonable assurance about whether the Wausau School District's financial statements are free from material misstatement, we performed tests of its compliance with certain provisions of laws, regulations, contracts, and grant agreements, noncompliance with which could have a direct and material effect on the financial statements. However, providing an opinion on compliance with those provisions was not an objective of our audit and, accordingly, we do not express such an

opinion. The results of our tests disclosed no instances of noncompliance or other matters that are required to be reported under *Government Auditing Standards*.

Purpose of this Report

The purpose of this report is solely to describe the scope of our testing of internal control and compliance and the results of that testing, and not to provide an opinion on the effectiveness of the Wausau School District's internal control or on compliance. This report is an integral part of an audit performed in accordance with *Government Auditing Standards* in considering the Wausau School District's internal control and compliance. Accordingly, this communication is not suitable for any other purpose.

HAWKINS ASH CPAS, LLP

A handwritten signature in cursive script that reads "Hawkins Ash CPAs, LLP".

Manitowoc, Wisconsin
November 21, 2024



**INDEPENDENT AUDITORS' REPORT ON COMPLIANCE FOR EACH MAJOR PROGRAM
AND REPORT ON INTERNAL CONTROL OVER COMPLIANCE IN ACCORDANCE WITH
THE UNIFORM GUIDANCE AND STATE SINGLE AUDIT GUIDELINES**

To the Board of Education
Wausau School District
Wausau, Wisconsin

Report on Compliance for Each Major Federal and State Program

Opinion on Each Major Federal and State Program

We have audited Wausau School District's compliance with the types of compliance requirements identified as subject to audit in the OMB *Compliance Supplement* and *State Single Audit Guidelines* that could have a direct and material effect on each of Wausau School District's major federal and state programs for the year ended June 30, 2024. Wausau School District's major federal and state programs are identified in the summary of auditors' results section of the accompanying schedule of findings and questioned costs.

In our opinion, Wausau School District complied, in all material respects, with the compliance requirements referred to above that could have a direct and material effect on each of its major federal and state programs for the year ended June 30, 2024.

Basis for Opinion on Each Major Federal and State Program

We conducted our audit of compliance in accordance with auditing standards generally accepted in the United States of America (GAAS); the standards applicable to financial audits contained in *Government Auditing Standards* issued by the Comptroller General of the United States (*Government Auditing Standards*); and the audit requirements of Title 2 U.S. *Code of Federal Regulations* Part 200, *Uniform Administrative Requirements, Cost Principles, and Audit Requirements for Federal Awards* (Uniform Guidance) and *State Single Audit Guidelines*. Our responsibilities under those standards and the Uniform Guidance are further described in the Auditors' Responsibilities for the Audit of Compliance section of our report.

We are required to be independent of Wausau School District and to meet our other ethical responsibilities, in accordance with relevant ethical requirements relating to our audit. We believe that the audit evidence we have obtained is sufficient and appropriate to provide a basis for our opinion on compliance for each major federal and state program. Our audit does not provide a legal determination of Wausau School District's compliance with the compliance requirements referred to above.

Responsibilities of Management for Compliance

Management is responsible for compliance with the requirements referred to above and for the design, implementation, and maintenance of effective internal control over compliance with the requirements of laws, statutes, regulations, rules and provisions of contracts or grant agreements applicable to Wausau School District's federal and state programs.

Auditors' Responsibilities for the Audit of Compliance

Our objectives are to obtain reasonable assurance about whether material noncompliance with the compliance requirements referred to above occurred, whether due to fraud or error, and express an opinion on Wausau School District's compliance based on our audit. Reasonable assurance is a high level of assurance but is not absolute assurance and therefore is not a guarantee that an audit conducted in accordance with GAAS, *Government Auditing Standards*, the Uniform Guidance, and *State Single Audit Guidelines* will always detect material noncompliance when it exists. The risk of not detecting material noncompliance resulting from fraud is higher than for that resulting from error, as fraud may involve collusion, forgery, intentional omissions, misrepresentations, or the override of internal control. Noncompliance with the compliance requirements referred to above is considered material, if there is a substantial likelihood that, individually or in the aggregate, it would influence the judgment made by a reasonable user of the report on compliance about Wausau School District's compliance with the requirements of each major federal and state program as a whole.

In performing an audit in accordance with GAAS, *Government Auditing Standards*, the Uniform Guidance and *State Single Audit Guidelines*, we:

- Exercise professional judgment and maintain professional skepticism throughout the audit.
- Identify and assess the risks of material noncompliance, whether due to fraud or error, and design and perform audit procedures responsive to those risks. Such procedures include examining, on a test basis, evidence regarding Wausau School District's compliance with the compliance requirements referred to above and performing such other procedures as we considered necessary in the circumstances.
- Obtain an understanding of Wausau School District's internal control over compliance relevant to the audit in order to design audit procedures that are appropriate in the circumstances and to test and report on internal control over compliance in accordance with the Uniform Guidance and *State Single Audit Guidelines*, but not for the purpose of expressing an opinion on the effectiveness of Wausau School District's internal control over compliance. Accordingly, no such opinion is expressed.

We are required to communicate with those charged with governance regarding, among other matters, the planned scope and timing of the audit and any significant deficiencies and material weaknesses in internal control over compliance that we identified during the audit.

Report on Internal Control Over Compliance

A deficiency in internal control over compliance exists when the design or operation of a control over compliance does not allow management or employees, in the normal course of performing their assigned functions, to prevent, or detect and correct, noncompliance with a type of compliance requirement of a federal and state program on a timely basis. *A material weakness in internal control over compliance* is a deficiency, or a combination of deficiencies, in internal control over compliance, such that there is a reasonable possibility that material noncompliance with a type of compliance requirement of a federal and state program will not be prevented, or detected and corrected, on a timely basis. *A significant deficiency in internal control over compliance* is a deficiency, or a combination of deficiencies, in internal control over compliance with a type of compliance requirement of a federal and state program that is less severe than a material weakness in internal control over compliance, yet important enough to merit attention by those charged with governance.


Our consideration of internal control over compliance was for the limited purpose described in the Auditors' Responsibilities for the Audit of Compliance section above and was not designed to identify all deficiencies in internal control over compliance that might be material weaknesses or significant deficiencies in internal control over compliance. Given these limitations, during our audit we did not identify any deficiencies in internal control over compliance that we consider to be material

weaknesses, as defined above. However, material weaknesses or significant deficiencies in internal control over compliance may exist that were not identified.

Our audit was not designed for the purpose of expressing an opinion on the effectiveness of internal control over compliance. Accordingly, no such opinion is expressed.

The purpose of this report on internal control over compliance is solely to describe the scope of our testing of internal control over compliance and the results of that testing based on the requirements of the Uniform Guidance and *State Single Audit Guidelines*. Accordingly, this report is not suitable for any other purpose.

HAWKINS ASH CPAS, LLP

A handwritten signature in cursive script that reads "Hawkins Ash CPAs, LLP".

Manitowoc, Wisconsin
November 21, 2024

WAUSAU SCHOOL DISTRICT
SCHEDULE OF FINDINGS AND QUESTIONED COSTS
JUNE 30, 2024

Section I - Summary of Auditors' Results

Financial Statements

- | | |
|---|------------|
| 1. Type of auditors' report issued: | Unmodified |
| 2. Internal control over financial reporting: | |
| a. Material weakness identified? | No |
| b. Significant deficiency(ies) identified not considered to be material weaknesses? | No |
| c. Noncompliance material to the financial statements? | No |

Federal Awards

- | | |
|---|------------|
| 3. Internal control over financial reporting: | |
| a. Material weakness identified? | No |
| b. Significant deficiency(ies) identified not considered to be material weaknesses? | No |
| 4. Type of auditors' report issued on compliance for major programs: | Unmodified |
| 5. Any audit findings disclosed that are required to be reported in accordance with the Uniform Guidance? | No |

6. Identification of major federal programs:

<u>Assistance Listing Number</u>	<u>Name of Federal Program or Cluster</u>
10.553/10.555/10.556/10.559/10.582	Child Nutrition Cluster
84.425D/84.425W	Education Stabilization Fund
93.778	Medicaid Cluster

State Assistance

- | | |
|--|------------|
| 7. Internal control over financial reporting: | |
| a. Material weakness identified? | No |
| b. Significant deficiency(ies) identified not considered to be material weaknesses? | No |
| 8. Type of auditors' report issued on compliance for major programs: | Unmodified |
| 9. Any audit findings disclosed that are required to be reported in accordance with the <i>State Single Audit Guidelines</i> ? | No |

10. Identification of major state programs:

<u>State ID Number</u>	<u>Name of State Program or Cluster</u>
255.201	Equalization Aid
255.945	Per Pupil Aid

- | | |
|---|-------------|
| 11. Dollar threshold used to distinguish between: | |
| Type A and Type B federal programs: | \$750,000 |
| Type A and Type B state programs: | \$1,000,000 |
| 12. Auditee qualified as low-risk auditee? | Yes |

WAUSAU SCHOOL DISTRICT
SCHEDULE OF FINDINGS AND QUESTIONED COSTS - Continued
JUNE 30, 2024

Section II - Financial Statement Findings and Questioned Costs

None

Section III - Federal and State Award Findings and Questioned Costs

None

Section IV - Other Issues

1. Does the auditors' report or the notes to the financial statements include a disclosure with regard to substantial doubt as to the auditee's ability to continue as a going concern? No

2. Does the auditors' report show audit issues (i.e., material non-compliance, non-material non-compliance, questioned costs, material weaknesses, or significant deficiencies) related to state awards with pass-through entities that require audits to be conducted in accordance with the *State Single Audit Guidelines*:
 - Wisconsin Department of Natural Resources No
 - Wisconsin Department of Public Instruction No
 - Wisconsin Department of Revenue No
 - Wisconsin Department of Workforce Development No

3. Was a management letter or other document conveying audit comments issued as a result of this audit? Yes

4. Name and signature of partner



Randall L. Miller, Partner



WAUSAU SCHOOL DISTRICT
Longfellow Administration Center

415 Seymour Street • P.O. Box 359 • Wausau, Wisconsin 54402-0359 • 715-261-0500 • www.wausauschools.org
Cale Bushman, Interim Superintendent of Schools

SUMMARY SCHEDULE OF PRIOR AUDIT FINDINGS AND CORRECTIVE ACTION PLAN
JUNE 30, 2024

Summary Schedule of Prior Audits Findings

2023-002 - Actual Expenditures Over Budget - Resolved. Initially occurred 6/30/23.

Corrective Action Plan

None.



WAUSAU SCHOOL DISTRICT
Special Education and Pupil Services Department
Longfellow Administration Center

415 Seymour Street · P.O. Box 359 · Wausau, WI 54402-0359 · 715- 261-0532 · Fax 715-261-2556 · www.wausauschools.org

Wendy Cartledge, Director of Special Education and Pupil Services

Date: 12/16/2024

To: Wausau School District Board of Education

From: Wendy Cartledge, Director of Pupil Services/Special Education

RE: Open Enrollment Space Determinations 2025-2026

BACKGROUND

The Wisconsin Public School Open Enrollment Program, Wis. Stat. § 118.51, and Wis. Admin. Code Chapter PI 36 requires School Boards to designate the number of regular education and special education spaces available for the next school year. Space determinations must be made and approved by the School Board at its January Board meeting. If the Board does not intend to deny applicants due to space, it may make that determination and document it as such in the January Board minutes.

The changes in the Open Enrollment Program also require school districts to consistently apply specific criteria to ensure decisions on special education space are not arbitrary or unreasonable. Criteria utilized for determining regular and special education spaces available for Open Enrollment are as follows:

Regular education Open Enrollment availability considerations:

- District policies, procedures, or other factors regarding class size for particular programs or classes;
- District policies, procedures, or other factors regarding student-teacher ratios for particular programs, classes or buildings;
- District policies, procedures, or other factors regarding building capacity;

It is the mission of the Wausau School District to advance student learning, achievement, and success. The District does not discriminate on the basis of the Protected Classes of race, color, national origin, age, sex (including transgender status, change of sex, sexual orientation, or gender identity), pregnancy, creed or religion, genetic information, handicap or disability, marital status, citizenship status, veteran status, military service (as defined in 111.32, Wis. Stats.), ancestry, arrest record, conviction record, use or non-use of lawful products off the District's premises during non-working hours, declining to attend a meeting or to participate in any communication about religious matters or political matters, or any other characteristic protected by law in its practices.

- Enrollment projections for the schools of the district which include, but are not limited to, the following factors; projected student transfers in and out of the district, preference requirements for siblings of non-resident open enrollment students, reserved space for potential growth based on a Board established percentage, and current and future space needs for special programs, laboratories (e.g., in technology or foreign languages), or similar district educational initiatives;
- the number of nonresident students currently attending the schools of the district; and
- the number of resident home schooled or private school students likely to attend the schools of the district in accordance with §118.145.

Special Education Open Enrollment space availability considerations:

- Review each special education teacher and related service providers' current caseload, projected caseload for the next school year, and compare the projected caseload with projected enrollment and DPI caseload recommendations,
- Utilization of the Wisconsin DPI caseload factoring analysis,
- Review of current and projected special education programs and services
- Review of current staffing patterns, certifications, experience

SUMMARY

Following an analysis using the criteria detailed above, in tandem with District Policy, the administration projects the following spaces to be available under open enrollment for the 2025-2026 school year.

Regular education:

- Grade 4K: No limit set
- Grade KG: No limit set
- Grade 1: No limit set
- Grade 2: No limit set
- Grade 3: No limit set
- Grade 4: No limit set
- Grade 5: No limit set
- Grade 6: No limit set
- Grade 7: No limit set
- Grade 8: No limit set
- Grade 9: No limit set
- Grade 10: No limit set

It is the mission of the Wausau School District to advance student learning, achievement, and success. The District does not discriminate on the basis of the Protected Classes of race, color, national origin, age, sex (including transgender status, change of sex, sexual orientation, or gender identity), pregnancy, creed or religion, genetic information, handicap or disability, marital status, citizenship status, veteran status, military service (as defined in 111.32, Wis. Stats.), ancestry, arrest record, conviction record, use or non-use of lawful products off the District's premises during non-working hours, declining to attend a meeting or to participate in any communication about religious matters or political matters, or any other characteristic protected by law in its practices.

- Grade 11: No limit set
- Grade 12: No limit set
- EEA: No limit set
- Red Granite: Based on lottery in - State statute
- Montessori: Based on lottery in February - State statute
- WAVE Elementary: No limit set
- WAVE Secondary: No limit set

Special Education:

The District will not have available open enrollment space for students requiring:

- Cross Categorical Special Education services, including all specially designed instruction, services, supports, and related services PK-12+
- Deaf and Hard of Hearing programs or services for all grade levels PK-12+
- Physical Therapy programs or services for all grade levels PK-12+
- Occupational Therapy programs or services for all grade levels PK-12+
- Speech Language Pathology services for all grade levels PK-12+
- Vision Impairment Services PK-12+
- Orientation and Mobility Services PK-12+
- Transition Age 18-21 programs or services

The Pupil Services and Special Education Departments will maintain waiting lists for Open Enrollment applicants, should additional spaces become available the Friday following the first Monday in June. The availability of additional spaces will be determined by applying the aforementioned criteria, and in accordance with Board policy.

RECOMMENDATIONS

1. Motion to approve the regular and special education non-resident spaces available under open enrollment for the 2025-2026 school year as presented.

It is the mission of the Wausau School District to advance student learning, achievement, and success. The District does not discriminate on the basis of the Protected Classes of race, color, national origin, age, sex (including transgender status, change of sex, sexual orientation, or gender identity), pregnancy, creed or religion, genetic information, handicap or disability, marital status, citizenship status, veteran status, military service (as defined in 111.32, Wis. Stats.), ancestry, arrest record, conviction record, use or non-use of lawful products off the District's premises during non-working hours, declining to attend a meeting or to participate in any communication about religious matters or political matters, or any other characteristic protected by law in its practices.

It is the mission of the Wausau School District to advance student learning, achievement, and success. The District does not discriminate on the basis of the Protected Classes of race, color, national origin, age, sex (including transgender status, change of sex, sexual orientation, or gender identity), pregnancy, creed or religion, genetic information, handicap or disability, marital status, citizenship status, veteran status, military service (as defined in 111.32, Wis. Stats.), ancestry, arrest record, conviction record, use or non-use of lawful products off the District's premises during non-working hours, declining to attend a meeting or to participate in any communication about religious matters or political matters, or any other characteristic protected by law in its practices.