

## **Board of Education Meeting**

Monday, September 15, 2025 5:45 PM

Central 301 District Office, 275 South St, P.O. Box 396, Burlington, IL 60109

### **1. Meeting Call to Order**

1.A. Roll Call

1.B. Pledge of Allegiance

1.C. Approval of Agenda

### **2. Budget Hearing**

2.A. Review Budget Changes

2.B. Public comment on Budget

2.C. Close Hearing

### **3. Public Open Forum**

3.A. Recognition Of Visitors

3.B. Public Comment

### **4. Action Items**

4.A. Consent Agenda

4.A.1) Minutes:  
Regular Meeting August 18, 2025  
Executive Session Minutes August 18, 2025

4.A.2) Treasurers Report

4.A.3) Payment of Bills

4.A.4) Payment of Bills-Northern Kane County  
Regional Vocational Systems

4.A.5) Personnel Report

4.A.6) Affiliation Agreement between Central  
District 301 and Atrium Health- CNA

4.A.7) Approval of Donation to CHS Student  
Council Activity Account

4.B. Approve Central CUSD #301 Final FY26 Budget

4.C. FFA Chapter Overnight Convention Trip October  
29-31 2025

4.D. Approve Cross Country Overnight Trip

4.E. Approve Authorization to Conduct Auction for  
Electricity Service and Execute Agreement Within  
Approved Parameters

4.F. Middle School Textbooks Recommendation

4.F.1) Math Books Middle School Grades 6,7 and 8

4.F.2) Science Books Middle School Grades 6,7  
and 8

5. **Presentation**

5.A. Facilities Update

5.B. Communications Presentation

6. **Old Business (Discussion)**

6.A. Policy Committee Update

6.B. DLT Update

6.C. CAT Update

6.D. Discussion of High School Parking Lot

6.E. Superintendent Search

7. **New Business (Discussion)**

8. **Information Only**

8.A. FOIA Report

8.B. Public Act 97-256 Requirements - Administrator  
and teacher salary and benefits

8.C. Public Act 97-0609 Requirements - Posting of  
IMRF compensation packages

8.D. Enrollment Report

9. **Anticipated Agenda Items October 2025**

10. **Adjourn**

**Central Community Unit School District 301  
Board of Education Minutes**

Where: Central CUSD #301 District Office  
Date: August 18, 2025

Meeting: Regular  
Time: 6:00 p.m. 5:30 p.m.

**Board Members Present**

Andrew Dogan	Y
Jeff Gorman	Y
Chad Herst	Y
Scott Mrkvicka	N Arrived 5:56
Morgan Pappas	Y
Ryan Wasson	Y
Danielle Ward	N Arrived 5:56

---

**BOE Meeting**

1. Meeting call to order President Wasson called the meeting to order at 5:30p.m.

Closed Session

- 1.A Adjourn to Closed Session - Adjourn to Closed Session to Hear Information Regarding: *The appointment, employment, resignation, compensation, discipline, performance, or dismissal of specific employees of the public body [5 ILCS 120/2(c)(1)].*

**Motion by Pappas, second by Dogan, to adjourn to closed session at 5:34**

**Voting yes: Dogan, Gorman, Herst, Pappas, Wasson**  
**Voting no: None**  
**Absent: Ward, Mrkvicka**

- 1.B Adjourn to Open Session

**Motion by Dogan, second by Pappas, to adjourn to open session at 6:00p.m. passed by voice vote.**

\* *Mrkvicka and Ward enter the meeting at 5:56 p.m.*

- 1.C Roll Call - President Wasson called the meeting to order and roll call was taken.

- 1.D Pledge of Allegiance:

- 1.E Approval of Agenda -

Motion by Pappas, second by Mrkvicka, to approve the agenda as presented. The motion passed on voice vote.

2. Northern Kane Budget Hearing:

President Wasson opened the hearing and Business Manager Daina Pflug presented the proposed Northern Kane budget. Daina asked the Board for any questions and with no questions and, after opportunity for public comment, the Budget hearing was closed.

3. Public Open Forum

3.A Recognition of Visitors –President Wasson welcomed the staff and visitors and thanked them for attending the meeting. President Wasson asked that everyone be respectful of each other when speaking and hearing comments.

3.B Public Comments – The CEA president congratulated Member Ward on her recent appointment to the board.

A twenty-year veteran of Central 301 Transportation shared with the board that the bus drivers are very happy to now have medical insurance, but asked for consideration on timing of when routes are chosen and when premiums are determined.

There was praise over the new pilot clubs to be established at CHS, concerns over the budget and spending, and concerns over items being discussed in closed session, possibly being items that could be spoken to in open session.

The President, with an active member of the B.E.S.T. union, addressed the board regarding upcoming negotiations.

4. Action Reports

4.A Consent Agenda: The Board approved the Consent Agenda as presented.

1. Meeting Minutes July 21, 2025 Regular Board Meeting
2. Executive Session Minutes July 21, 2025
3. Treasurer's Report
4. Payment of Bills
5. Payment of Bills - Northern Kane County Regional Vocational System
6. Personnel Report
7. Textbook Adoption for High School AP German Book
8. Textbook Adoption for High School Physics Book
9. MOU Between the Board of Education of Central Community Unit School District 301 and the Central Education Association, IEA - NEA
10. MOU Between the Board of Education of Central Community Unit School District 301, Northern Kane Region 110, and Fox College, INC.
11. Annual Review of Hazardous Bus Routes
12. Temporary Facility Annual Report

B. Approval of Burlington Central High School Graduation Event Agreement: Contract with NIU for High School Graduations for the next five years.

**Motion by Morgan second by Pappas to approve Graduation Event Agreement**

**Voting yes:** Pappas, Dogan, Gorman, Herst, Mrkvicka, Wasson  
**Voting no:** None  
**Absent:** Ward

C. Approval of Veterinary Affiliation Agreement

**Motion by Dogan second by Pappas to approve Veterinary Affiliation Agreement**

**Voting yes:** Dogan, Gorman, Herst, Mrkvicka, Pappas, Wasson  
**Voting no:** None  
**Absent:** Ward

D. Resolution to Adopt Annual Budget and Appropriation Ordinance for Fiscal Year July 1, 2025.

**Motion by Pappas second by Mrkvicka to approve adoption of Annual Budget FY25 July 1, 2025**

**Voting yes:** Dogan, Gorman, Herst, Mrkvicka, Pappas, Wasson  
**Voting no:** None  
**Absent:** Ward

5. Old Business (Action)

5.A Approval of the FY26 Northern Kane Budget

**Motion by Morgan Pappas second by Dogan to approve the Northern Kane Budget**

**Voting yes:** Dogan, Gorman, Herst, Mrkvicka, Pappas, Ward, Wasson  
**Voting no:** None  
**Absent:** None

6.. Old Business (Discussion)

6.A Facilities Update: Dan Polawy, Director of Building and Grounds- Dan thanked his staff for all the hard work they did to get all the buildings up and running for the first day of school. The staff put in a lot of hours and Saturday's and the buildings are in good shape.

The roof work at HBT is almost done and the school will be ready for the first day.

The new mobile units at CT will not be ready for the first day of school, but we can still use the old ones and the plan is to have the new ones ready by September 2nd. Dan will meet with the Architects in about two weeks. At that time they will give us a schedule and time line, they will present in September.

The board packet contains some information about Nania Energy. Nania is an energy partnership we use and they are very competitive. Nania has very good pricing and

an annual agreement which we will bring to the board in September.

PKMS is out of student lockers. We are seeing growth across the board in the district in Elementary, Middle School and High School. Late registration affects us every year.

Theresa Kolkebeck, Principal at Country Trails, has a plan in place until we can get into the new Mobile Units.

- 6.B CHS Parking: Parking is always a topic of discussion. We are still investigating ways to add additional parking. It was asked of Mr. Powaly if a gravel parking lot such as the one at Saint Charles North would be an answer, but Mr. Powaly stated that they do not have the retention issues we have. Architects are looking into ways to rectify the situation. Board member Dogan stated that maybe we should ask the parents what they want. "Is the parking lot worth one million dollars?" It was also discussed if raising the fee for parking spots to help offset the cost, or changing requirements to obtaining a parking pass might help, such as GPA requirements. The Board will continue discussing this in the future.

7. New Business (Discussion)

- 7.A Extra Curricular and Co - Curricular Future Programs: Mike Sitter, Athletic Director and Brett Bending High School Principal gave a presentation on Athletics and Clubs. Mr. Sitter shares that there are seven new pilot clubs starting in the spring, the idea is if the clubs do well they will become official clubs next year. The Athletic Department created a Google form where students can propose new clubs.

Mr. Sitter also shared he understands there were a few Ideas for sports proposed at the last board meeting; there is a system for adding additional athletic offerings. The following steps must be followed:.

1. Athletic Director approval
2. Principal approval
3. Superintendent approval
4. A formal budget request is prepared
5. Board of Education budget approval

Mr. Sitter shared some associated concerns with adding certain sports including space and/or places to practice, cost, having bus drivers to get students to games and competitions.

- 7.B Presentation of the Preliminary Budget for FY26 : Daina Pflug gave a presentation of the preliminary Budget for FY26, a copy of the presentation was included in the packet.

8. Information Only

- 8.A FOIA Report : FOIA information is included in the packet.

- 8.B Dates for Superintendent Search: The Timeline was included in the Packet.

9. Agenda Items for the September 15, 2025 Board Meeting.

10. Closed Session

10.A Adjourn to Closed Session to Hear Information Regarding: President Wasson calls the meeting into a closed session.

*The appointment, employment, resignation, compensation, discipline, performance, or dismissal of specific employees of the public body [5 ILCS 120/2(c)(1)]. Collective negotiating matters between the public body and its employees or their representatives [5 ILCS 120/2(c)(2)]. Litigation, when an action against, affecting or on behalf of the particular public body has been filed and is pending before a court or administrative tribunal, or when the public body finds that an action is probable or imminent [5 ILCS 120/2(c)(11)].*

10.B Adjourn to Open: President Wasson Calls the meeting back to Open Session:

11. Open Session: President Wasson calls the meeting back to open:

11. A Motion to approve the contract between CEA and Central 301 Board of Education.

**Motion by Herst second by Pappas to approve the CEA Budget**

**Voting yes: Herst, Mrkvicka, Pappas, Ward, Dogan, Wasson**

**Voting no: Gorman**

**Absent: None**

11.B Motion to approve Salary Increases of 5.25 % for Non - Union Employees, Employed Prior to July 1, 2025

**Motion by Dogan second by Mrkvicka to approve the Salary increases to 5.25% for Non-union employees.**

**Voting yes: Herst, Mrkvicka, Pappas, Ward, Dogan, Gorman Wasson**

**Voting no: None**

**Absent: None**

11.C Appointment of New Co-interim Superintendent

**Motion by Dogan second by Mrkvicka to approve the appointment of the new co-interim superintendent.**

**Voting yes: Herst, Mrkvicka, Pappas, Ward, Dogan, Gorman Wasson**

**Voting no: None**

**Absent: None**

---

Board President

---

Board Secretary

DRAFT

## MEMORANDUM

TO: Dr. Tim Kilrea, Dr. Kyle Schumacher, Co-Interim Superintendents,  
Board of Education

FROM: Daina Pflug, Business Manager

DATE: September 15, 2025

RE: Board Financial Report

---

- The Revenue and Expenditure Summary Reports are included in the board packet. Revenues are currently at 5.10% compared to 6.13% a year ago. Expenditures are trending at 14.03% as compared to 16.33% a year ago.
- The district received impact fees for \$106,970.60 for 15 home starts for July. No transition fees came in this month.
- The bills payable reports for both Central 301 and Northern Kane are typical for the month of September. All invoices received over the summer get caught up and paid this month. September is consistently the largest bills paid month for the year. Northern Kane's report includes a majority of FY25's final grant expenditures.
- Annual audits began August 18, 2025 for both Central 301 and Northern Kane and have been progressing efficiently.

## Treasurer's Report

August	2025-2026		Central Cmty USD 301, IL	
Account Description	Beginning Balance	Debit	Credit	Ending Balance
<b>10 - EDUCATIONAL FUND</b>				
IMPREST-DISTRICT	3,408.94	4,000.00	4,723.84	2,685.10
IMPREST-CHS	2,578.85	30,000.00	30,000.00	2,578.85
CHECKING-EDUCATION	4,853,657.84	4,533,321.99	4,450,656.86	4,936,322.97
CHECKING-PAYROLL	1,605.65	2,894,926.72	2,895,079.26	1,453.11
FLEX ACCOUNT	13,186.82	12,559.42	12,869.00	12,877.24
PETTY CASH	1,380.00	0.00	0.00	1,380.00
INVESTMENT-SWEEP	18,548,765.46	800,621.62	2,483,666.17	16,865,720.91
CHS ACTIVITY CHECKING	445,151.90	55,696.30	35,963.76	464,884.44
ELEM/MS ACTIVITY CHECKING	44,927.53	0.00	62.15	44,865.38
<b>Totals for Fund: 10 - EDUCATIONAL FUND</b>	<b>23,914,662.99</b>	<b>8,331,126.05</b>	<b>9,913,021.04</b>	<b>22,332,768.00</b>
<b>20 - OPERATIONS AND MAINTENANCE</b>				
CHECKING-O&M	473,150.73	742,233.58	958,502.24	256,882.07
CHECKING-PAYROLL	1,412.22	238,226.79	238,315.74	1,323.27
INVESTMENT-SWEEP	4,000,380.58	153,693.53	700,000.00	3,454,074.11
<b>Totals for Fund: 20 - OPERATIONS AND MAINTENANCE</b>	<b>4,474,943.53</b>	<b>1,134,153.90</b>	<b>1,896,817.98</b>	<b>3,712,279.45</b>
<b>30 - DEBT SERVICE, BOND &amp; INTEREST</b>				
CHECKING-DEBT SERVICE	41,862.18	107,463.14	0.00	149,325.32
INVESTMENT-SWEEP	6,528,790.75	181,187.69	0.00	6,709,978.44
<b>Totals for Fund: 30 - DEBT SERVICE, BOND &amp; INTEREST</b>	<b>6,570,652.93</b>	<b>288,650.83</b>	<b>0.00</b>	<b>6,859,303.76</b>
<b>40 - TRANSPORTATION FUND</b>				
CHECKING-TRANSPORTATION	88,215.81	1,000,751.46	964,927.75	124,039.52
CHECKING-PAYROLL	1,545.18	224,167.75	223,920.96	1,791.97
INVESTMENT-SWEEP	6,611,548.59	76,861.55	1,000,000.00	5,688,410.14
<b>Totals for Fund: 40 - TRANSPORTATION FUND</b>	<b>6,701,309.58</b>	<b>1,301,780.76</b>	<b>2,188,848.71</b>	<b>5,814,241.63</b>
<b>50 - IMRF/SOCIAL SECURITY</b>				
CHECKING-IMRF/SS	34,149.13	227,317.11	258,403.45	3,062.79
CHECKING-PAYROLL	0.00	77,156.18	77,156.18	0.00
INVESTMENT-SWEEP	3,300,577.45	53,327.03	150,000.00	3,203,904.48
<b>Totals for Fund: 50 - IMRF/SOCIAL SECURITY</b>	<b>3,334,726.58</b>	<b>357,800.32</b>	<b>485,559.63</b>	<b>3,206,967.27</b>
<b>60 - CAPITAL PROJECTS</b>				
CHECKING-CAPITAL PROJECT	2,243,393.14	0.00	0.00	2,243,393.14
INVESTMENT-SWEEP	3,255,840.19	10,821.41	0.00	3,266,661.60

## Treasurer's Report

August	2025-2026	Central Cmty USD 301, IL		
Account Description	Beginning Balance	Debit	Credit	Ending Balance
<b>60 - CAPITAL PROJECTS</b>				
<b>Totals for Fund: 60 - CAPITAL PROJECTS</b>	<b>5,499,233.33</b>	<b>10,821.41</b>	<b>0.00</b>	<b>5,510,054.74</b>
<b>70 - WORKING CASH FUND</b>				
CHECKING-WORKING CASH	512.70	5.65	0.00	518.35
INVESTMENT-SWEEP	3,261,951.25	12,670.75	0.00	3,274,622.00
<b>Totals for Fund: 70 - WORKING CASH FUND</b>	<b>3,262,463.95</b>	<b>12,676.40</b>	<b>0.00</b>	<b>3,275,140.35</b>
<b>80 - TORT FUND</b>				
CHECKING-TORT	67,521.72	51.37	0.00	67,573.09
INVESTMENT-SWEEP	182,877.09	17,240.64	0.00	200,117.73
<b>Totals for Fund: 80 - TORT FUND</b>	<b>250,398.81</b>	<b>17,292.01</b>	<b>0.00</b>	<b>267,690.82</b>
	<b>Beginning Balance</b>	<b>Debit</b>	<b>Credit</b>	<b>Ending Balance</b>
<b>Grand Totals:</b>	<b>54,008,391.70</b>	<b>11,454,301.68</b>	<b>14,484,247.36</b>	<b>50,978,446.02</b>

## Impact Fee Analysis

Date	City/Village	Amount	Houses	Transition Fees	Fund	YTD	YTD
<b>FY26</b>		(Capital Projects/Debt Svc fund)		(Ed fund)			
7/16/2025	City of Elgin (June)	34,900.14	6	0.00	Debt Svc		
8/26/2025	City of Elgin (July)	106,970.60	15	0.00	Debt Svc	141,870.74	21
<b>Total FY26</b>		<b>\$ 141,870.74</b>	<b>21</b>	<b>\$ -</b>			
	<i>Budget FY26-Cap Proj</i>						
	<i>Budget FY26-Debt Svc</i>						
<b>FY25</b>		(Capital Projects/Debt Svc fund)		(Ed fund)			
7/17/2024	City of Elgin (June)	164,660.10	13	0.00	Debt Svc		
8/28/2024	City of Elgin (July)	165,604.06	22	2,095.02	Debt Svc	330,264.16	35
10/8/2024	City of Elgin (Aug)	93,879.90	12	3,605.00	Debt Svc		
10/22/2024	City of Elgin (Sept)	23,652.29	4	0.00	Debt Svc		
11/21/2024	City of Elgin (Oct)	88,637.86	10	0.00	Debt Svc/Cap Proj		
12/9/2024	City of Elgin (Nov)	76,224.49	8	0.00	Capital Projects		
2/3/2025	City of Elgin (Dec)	35,632.56	5	0.00	Capital Projects		
2/18/2025	City of Elgin (Jan)	51,293.99	9	0.00	Capital Projects		
3/20/2025	City of Elgin (Feb)	76,470.91	9	0.00	Capital Projects		
4/16/2025	City of Elgin (Mar)	43,456.93	7	0.00	Capital Projects		
5/14/2025	City of Elgin (Apr)	74,032.01	14	0.00	Capital Projects		
6/18/2025	City of Elgin (May)	40,102.53	5	0.00	Capital Projects		
<b>Total FY25</b>		<b>\$ 933,647.63</b>	<b>118</b>	<b>\$ 5,700.02</b>			
	<i>Budget FY25-Cap Proj</i>	783,875.00				50,000.00	
	<i>Budget FY25-Debt Svc</i>	516,125.00					
<b>FY24</b>		(Capital Projects/Debt Svc fund)		(Ed fund)			
7/24/2023	City of Elgin (June)	176,832.85	23	10,815.00	Debt Svc		
8/4/2023	City of Elgin (July)	180,868.94	20	0.00	Debt Svc	357,701.79	43
9/18/2023	City of Elgin (Aug)	138,819.68	15	0.00	Debt Svc		
10/10/2023	City of Elgin (Sept)	77,817.32	11	0.00	Debt Svc/Cap Proj		
11/10/2023	City of Elgin (Oct)	123,632.15	13	0.00	Capital Projects		
12/12/2023	City of Elgin (Nov)	153,710.28	16	0.00	Capital Projects		
1/10/2024	City of Elgin (Dec)	77,969.08	11	0.00	Capital Projects		
2/13/2024	City of Elgin (Jan)	94,529.94	12	0.00	Capital Projects		
3/19/2024	City of Elgin (Feb)	21,883.24	3	0.00	Capital Projects		
4/11/2024	City of Elgin (Mar)	8,042.63	1	0.00	Capital Projects		
5/14/2024	City of Elgin (Apr)	123,055.96	19	39,655.00	Capital Projects		
6/20/2024	City of Elgin (May)	324,743.93	34	0.00	Capital Projects		
<b>Total FY24</b>		<b>\$ 1,501,906.00</b>	<b>178</b>	<b>\$ 50,470.00</b>			
	<i>Budget FY24-Cap Proj</i>	486,350.00				30,000.00	
	<i>Budget FY24-Debt Svc</i>	513,650.00					

**Central Community Unit School Dist. 301**  
**Revenue Summary Report**  
**August 2025**

	2024-25 Original Budget	% of Fund	August MTD	2025-26 FYTD	Remaining Budget	FYTD Percent
<b><u>10-Education Fund</u></b>						
Total Local Revenue	46,630,998.00	58.59%	1,202,892.95	2,661,693.35	43,969,304.65	5.71%
Total State Revenue	30,548,570.00	38.38%	1,513,166.36	1,524,886.43	29,023,683.57	4.99%
Total Federal Revenue	2,405,488.00	3.02%	174,590.14	280,663.69	2,124,824.31	11.67%
<b>Total Education Fund</b>	<b>79,585,056.00</b>	<b>100.00%</b>	<b>2,890,649.45</b>	<b>4,467,243.47</b>	<b>75,117,812.53</b>	<b>5.61%</b>
<b><u>20-O&amp;M Fund</u></b>						
Total Local Revenue	8,237,066.00	66.98%	183,986.48	368,780.95	7,868,285.05	4.48%
Total State Revenue	4,050,000.00	32.93%	-	-	4,050,000.00	0.00%
Total Federal Revenue	10,000.00	0.08%	-	-	10,000.00	0.00%
<b>Total O&amp;M Fund</b>	<b>12,297,066.00</b>	<b>100.00%</b>	<b>183,986.48</b>	<b>368,780.95</b>	<b>11,928,285.05</b>	<b>3.00%</b>
<b><u>30-Debt Service Fund</u></b>						
Total Local Revenue	9,858,328.00	100.00%	288,650.83	517,344.64	9,340,983.36	5.25%
<b>Total Debt Service Fund</b>	<b>9,858,328.00</b>	<b>100.00%</b>	<b>288,650.83</b>	<b>517,344.64</b>	<b>9,340,983.36</b>	<b>5.25%</b>
<b><u>40-Transportation Fund</u></b>						
Total Local Revenue	3,284,676.00	52.75%	77,031.06	162,723.23	3,121,952.77	4.95%
Total State Revenue	2,941,840.00	47.25%	-	-	2,941,840.00	0.00%
<b>Total Transportation Fund</b>	<b>6,226,516.00</b>	<b>100.00%</b>	<b>77,031.06</b>	<b>162,723.23</b>	<b>6,063,792.77</b>	<b>2.61%</b>
<b><u>50-IMRF/SS Fund</u></b>						
Total Local Revenue	2,045,760.00	100.00%	53,429.27	122,695.83	1,923,064.17	6.00%
<b>Total IMRF/SS Fund</b>	<b>2,045,760.00</b>	<b>100.00%</b>	<b>53,429.27</b>	<b>122,695.83</b>	<b>1,923,064.17</b>	<b>6.00%</b>
<b><u>60-Capital Projects Fund</u></b>						
Total Local Revenue	875,875.00	100.00%	10,821.41	21,021.19	854,853.81	2.40%
<b>Total Capital Projects Fund</b>	<b>875,875.00</b>	<b>100.00%</b>	<b>10,821.41</b>	<b>21,021.19</b>	<b>854,853.81</b>	<b>2.40%</b>
<b><u>70-Working Cash Fund</u></b>						
Total Local Revenue	175,356.00	100.00%	12,676.40	24,883.21	150,472.79	14.19%
<b>Total Working Cash Fund</b>	<b>175,356.00</b>	<b>100.00%</b>	<b>12,676.40</b>	<b>24,883.21</b>	<b>150,472.79</b>	<b>14.19%</b>
<b><u>80-Tort Fund</u></b>						
Total Local Revenue	1,085,811.00	100.00%	17,292.01	36,819.58	1,048,991.42	3.39%
<b>Total Tort Fund</b>	<b>1,085,811.00</b>	<b>100.00%</b>	<b>17,292.01</b>	<b>36,819.58</b>	<b>1,048,991.42</b>	<b>3.39%</b>
<b>Revenue-All Funds</b>						
1000 Total Local Revenue	72,193,870.00	64.37%	1,846,780.41	3,915,961.98	68,277,908.02	5.42%
3000 Total State Revenue	37,540,410.00	33.47%	1,513,166.36	1,524,886.43	36,015,523.57	4.06%
4000 Total Federal Revenue	2,415,488.00	2.15%	174,590.14	280,663.69	2,134,824.31	11.62%
<b>Total Revenue-All Funds</b>	<b>112,149,768.00</b>	<b>100.00%</b>	<b>3,534,536.91</b>	<b>5,721,512.10</b>	<b>106,428,255.90</b>	<b>5.10%</b>

**Central Community Unit School Dist. 301**  
**Revenue Detail Report**  
**August 2025**

Account Number	Description	2024-25	August	2025-26	Remaining Budget	FYTD
		Original Budget	MTD	FYTD		Percent
10R000 1110 0000	TAXES	34,978,785.00	609,359.81	1,271,239.52	33,707,545.48	3.63%
10R000 1140 0000	SPECIAL ED TAXES	7,668,763.00	131,893.50	275,693.25	7,393,069.75	3.60%
10R001 1510 0000	INTEREST	528,000.00	61,650.38	140,602.74	387,397.26	26.63%
10R002 1611 0000	LUNCH, STUDENTS	1,190,000.00	78,181.11	80,808.46	1,109,191.54	6.79%
10R002 1620 0000	LUNCH, ADULTS	2,450.00	-	-	2,450.00	0.00%
10R000 1711 0000	ATHLETIC ADMISSION	45,000.00	742.00	742.00	44,258.00	1.65%
10R000 1720 0000	ATHLETIC PART FEE	154,000.00	41,760.00	41,840.00	112,160.00	27.17%
10R002 1720 0000	OTHER FEES	264,000.00	16,419.75	20,217.75	243,782.25	7.66%
10R000 1799 0000	ACTIVITY ACCOUNTS REVENUE	677,000.00	55,696.30	73,459.05	603,540.95	10.85%
10R000 1811 0000	TEXTBOOK INCOME	615,000.00	123,188.65	287,740.73	327,259.27	46.79%
10R000 1830 0000	TECHNOLOGY FEES	225,000.00	63,952.75	148,485.25	76,514.75	65.99%
10R000 1930 0000	TRANSITION FEES	50,000.00	-	-	50,000.00	0.00%
10R000 1950 0000	REFUND OF PRIOR YEAR EXPEND	100,000.00	-	259,300.47	(159,300.47)	259.30%
10R000 1970 0000	DRIVERS ED B-T-W	20,000.00	2,250.00	3,000.00	17,000.00	15.00%
10R002 1991 0000	CAREER PATHWAYS	63,000.00	-	37,500.00	25,500.00	59.52%
10R000 1999 0000	OTHER LOCAL REVENUES	50,000.00	17,798.70	21,064.13	28,935.87	42.13%
<b>Total Local Revenue</b>		<b>46,630,998.00</b>	<b>1,202,892.95</b>	<b>2,661,693.35</b>	<b>43,969,304.65</b>	<b>5.71%</b>
10R000 3001 0000	EVIDENCE-BASE FUNDING	10,765,688.00	1,455,824.00	1,455,824.00	9,309,864.00	13.52%
10R001 3001 0000	EVIDENCE-BASE FUNDING-MV COOP	50,000.00	-	-	50,000.00	0.00%
10R002 3001 0000	EVIDENCE BASED FUNDING-ALOP	67,000.00	-	10,676.51	56,323.49	15.94%
10R000 3100 0000	SPECIAL ED - PRIVATE FACILITY	1,000,000.00	-	-	1,000,000.00	0.00%
10R000 3120 0000	SPECIAL ED - ORPHANAGE	32,396.00	-	-	32,396.00	0.00%
10R000 3220 0000	CAREER & TECHNICAL EDUCATION	146,162.00	57,342.36	57,342.36	88,819.64	39.23%
10R000 3235 0000	CTE AGRICULTURE EDUCATION	3,869.00	-	700.00	3,169.00	18.09%
10R002 3235 0000	CTE FFA 3 CIRCLES GRANT	32,245.00	-	-	32,245.00	0.00%
10R000 3360 0000	STATE FREE LUNCH & BREAKFAST	4,000.00	-	343.56	3,656.44	8.59%
10R000 3370 0000	DRIVER ED	37,200.00	-	-	37,200.00	0.00%
10R000 3998 0000	TRS-ON BEHALF PAYMENTS	18,306,000.00	-	-	18,306,000.00	0.00%
10R000 3999 0000	OTHER STATE REVENUE	100,000.00	-	-	100,000.00	0.00%
10R001 3999 0000	LIBRARY GRANT	4,010.00	-	-	4,010.00	0.00%
<b>Total State Revenue</b>		<b>30,548,570.00</b>	<b>1,513,166.36</b>	<b>1,524,886.43</b>	<b>29,023,683.57</b>	<b>4.99%</b>
10R000 4210 0000	NAT'L SCHOOL LUNCH PROGRAM	535,000.00	-	-	535,000.00	0.00%
10R000 4300 0000	TITLE I LOW INCOME	164,626.00	38,111.00	38,111.00	126,515.00	23.15%
10R000 4400 0000	TITLE IV-A SSAE GRANT	11,256.00	11,629.00	11,629.00	(373.00)	103.31%
10R000 4600 0000	IDEA PRESCHOOL	8,425.00	4,080.00	4,080.00	4,345.00	48.43%
10R000 4620 0000	IDEA FLOW THROUGH	853,974.00	90,453.00	90,453.00	763,521.00	10.59%
10R000 4625 0000	IDEA FLOW THROUGH ROOM & BOARD	500,000.00	-	26,338.20	473,661.80	5.27%
10R000 4745 0000	CARL PERKINS	20,408.00	3,409.49	3,409.49	16,998.51	16.71%
10R000 4905 0000	TITLE III IEP GRANT	11,900.00	-	-	11,900.00	0.00%
10R000 4909 0000	TITLE III ELL-TBE/TPI LIPLEPS	48,510.00	105.00	105.00	48,405.00	0.22%
10R000 4932 0000	TITLE II-TEACHER QUALITY	45,389.00	5,003.00	5,003.00	40,386.00	11.02%
10R000 4991 0000	MEDICAID MATCHING-ADMIN OUTREACH	65,000.00	21,799.65	21,799.65	43,200.35	33.54%
10R000 4992 0000	MEDICAID MATCHING-FEE FOR SVC	141,000.00	-	79,735.35	61,264.65	56.55%
<b>Total Federal Revenue</b>		<b>2,405,488.00</b>	<b>174,590.14</b>	<b>280,663.69</b>	<b>2,124,824.31</b>	<b>11.67%</b>
<b>Total Education Fund</b>		<b>79,585,056.00</b>	<b>2,890,649.45</b>	<b>4,467,243.47</b>	<b>75,117,812.53</b>	<b>5.61%</b>
20R000 1111 0000	TAXES	7,780,951.00	131,530.99	274,507.09	7,506,443.91	3.53%
20R000 1230 0000	CORP PERSONAL PROPERTY TAX	130,465.00	2,732.88	18,638.25	111,826.75	14.29%
20R001 1510 0000	INTEREST	184,650.00	19,822.61	43,968.41	140,681.59	23.81%
20R001 1720 0000	PARKING FEES	30,000.00	29,900.00	30,000.00	-	100.00%
20R000 1910 0000	RENTALS	85,000.00	-	1,425.00	83,575.00	1.68%
20R000 1950 0000	REFUND OF PRIOR YEAR EXPENDITURES	6,000.00	-	-	6,000.00	0.00%
20R000 1999 0000	OTHER REVENUE	20,000.00	-	242.20	19,757.80	1.21%
<b>Total Local Revenue</b>		<b>8,237,066.00</b>	<b>183,986.48</b>	<b>368,780.95</b>	<b>7,868,285.05</b>	<b>4.48%</b>
20R000 3001 0000	EVIDENCE-BASE FUNDING	4,000,000.00	-	-	4,000,000.00	0.00%
20R000 3925 0000	SCHOOL MAINTENANCE GRANT	50,000.00	-	-	50,000.00	0.00%
<b>Total State Revenue</b>		<b>4,050,000.00</b>	<b>-</b>	<b>-</b>	<b>4,050,000.00</b>	<b>0.00%</b>
20R000 4999 0000	OTHER FEDERAL REVENUE	10,000.00	-	-	10,000.00	0.00%
<b>Total Federal Revenue</b>		<b>10,000.00</b>	<b>-</b>	<b>-</b>	<b>10,000.00</b>	<b>0.00%</b>
<b>Total O&amp;M Fund</b>		<b>12,297,066.00</b>	<b>183,986.48</b>	<b>368,780.95</b>	<b>11,928,285.05</b>	<b>3.00%</b>

**Central Community Unit School Dist. 301**  
**Revenue Detail Report**  
**August 2025**

Account Number	Description	2024-25 Original Budget	August MTD	2025-26 FYTD	Remaining Budget	FYTD Percent
30R000 1112 0000	TAXES	9,235,403.00	159,980.54	333,865.80	8,901,537.20	3.62%
30R001 1510 0000	INTEREST	106,800.00	21,699.69	41,608.10	65,191.90	38.96%
30R000 1930 0000	IMPACT FEES	516,125.00	106,970.60	141,870.74	374,254.26	27.49%
<b>Total Local Revenue</b>		<b>9,858,328.00</b>	<b>288,650.83</b>	<b>517,344.64</b>	<b>9,340,983.36</b>	<b>5.25%</b>
<b>Total Debt Service Fund</b>		<b>9,858,328.00</b>	<b>288,650.83</b>	<b>517,344.64</b>	<b>9,340,983.36</b>	<b>5.25%</b>
40R000 1113 0000	TAXES	3,102,526.00	55,056.31	114,897.84	2,987,628.16	3.70%
40R000 1415 0000	FIELD TRIP FEES	7,000.00	-	-	7,000.00	0.00%
40R001 1510 0000	INTEREST	152,150.00	21,974.75	47,825.39	104,324.61	31.43%
40R000 1950 0000	PRIOR YEAR REFUND	5,000.00	-	-	5,000.00	0.00%
40R000 1999 0000	OTHER REVENUE	18,000.00	-	-	18,000.00	0.00%
<b>Total Local Revenue</b>		<b>3,284,676.00</b>	<b>77,031.06</b>	<b>162,723.23</b>	<b>3,121,952.77</b>	<b>4.95%</b>
40R000 3500 0000	STATE AID, REGULAR	1,652,509.00	-	-	1,652,509.00	0.00%
40R000 3510 0000	STATE AID, SPECIAL ED	1,289,331.00	-	-	1,289,331.00	0.00%
<b>Total State Revenue</b>		<b>2,941,840.00</b>	<b>-</b>	<b>-</b>	<b>2,941,840.00</b>	<b>0.00%</b>
<b>Total Transportation Fund</b>		<b>6,226,516.00</b>	<b>77,031.06</b>	<b>162,723.23</b>	<b>6,063,792.77</b>	<b>2.61%</b>
50R000 1114 0000	IMRF TAXES	940,130.00	16,599.87	34,642.50	905,487.50	3.68%
50R000 1151 0000	SOC SEC/MEDICARE TAXES	940,130.00	16,599.87	34,642.50	905,487.50	3.68%
50R000 1230 0000	CORP PERSONAL PROPERTY TAX	72,000.00	2,732.87	18,638.25	53,361.75	25.89%
50R001 1510 0000	INTEREST	93,500.00	17,496.66	34,772.58	58,727.42	37.19%
<b>Total Local Revenue</b>		<b>2,045,760.00</b>	<b>53,429.27</b>	<b>122,695.83</b>	<b>1,923,064.17</b>	<b>6.00%</b>
<b>Total IMRF/SS Fund</b>		<b>2,045,760.00</b>	<b>53,429.27</b>	<b>122,695.83</b>	<b>1,923,064.17</b>	<b>6.00%</b>
60R001 1510 0000	INTEREST	92,000.00	10,821.41	21,021.19	70,978.81	22.85%
60R000 1930 0000	IMPACT FEES	783,875.00	-	-	783,875.00	0.00%
<b>Total Local Revenue</b>		<b>875,875.00</b>	<b>10,821.41</b>	<b>21,021.19</b>	<b>854,853.81</b>	<b>2.40%</b>
<b>Total Capital Projects Fund</b>		<b>875,875.00</b>	<b>10,821.41</b>	<b>21,021.19</b>	<b>854,853.81</b>	<b>2.40%</b>
70R000 1115 0000	TAXES	105,291.00	1,834.68	3,828.82	101,462.18	3.64%
70R001 1510 0000	INTEREST	70,065.00	10,841.72	21,054.39	49,010.61	30.05%
<b>Total Local Revenue</b>		<b>175,356.00</b>	<b>12,676.40</b>	<b>24,883.21</b>	<b>150,472.79</b>	<b>14.19%</b>
<b>Total Working Cash Fund</b>		<b>175,356.00</b>	<b>12,676.40</b>	<b>24,883.21</b>	<b>150,472.79</b>	<b>14.19%</b>
80R000 1120 0000	TAXES	1,046,811.00	16,684.18	34,818.47	1,011,992.53	3.33%
80R001 1510 0000	INTEREST	19,000.00	607.83	2,001.11	16,998.89	10.53%
80R000 1999 0000	REFUND PRIOR YEAR EXPENDITURES	20,000.00	-	-	20,000.00	0.00%
<b>Total Local Revenue</b>		<b>1,085,811.00</b>	<b>17,292.01</b>	<b>36,819.58</b>	<b>1,048,991.42</b>	<b>3.39%</b>
<b>Total Tort Fund</b>		<b>1,085,811.00</b>	<b>17,292.01</b>	<b>36,819.58</b>	<b>1,048,991.42</b>	<b>3.39%</b>
<b>Revenue-All Funds</b>						
1000	Total Local Revenue	72,193,870.00	1,846,780.41	3,915,961.98	68,277,908.02	5.42%
3000	Total State Revenue	37,540,410.00	1,513,166.36	1,524,886.43	36,015,523.57	4.06%
4000	Total Federal Revenue	2,415,488.00	174,590.14	280,663.69	2,134,824.31	11.62%
<b>Total Revenue-All Funds</b>		<b>112,149,768.00</b>	<b>3,534,536.91</b>	<b>5,721,512.10</b>	<b>106,428,255.90</b>	<b>5.10%</b>

**Central Community Unit School Dist. 301**  
**Expenditure Summary by Fund Report**  
**August 2025**

	2024-25 Original Budget	% of Fund	August MTD	2025-26 FYTD	Encumbered Amount	Budget Remaining	FYTD Percent
<b>10-Education</b>							
1000 Salaries	35,112,927.00	44.04%	2,881,486.35	5,692,930.20	-	29,419,996.80	16.21%
2000 Benefits	10,668,009.00	13.38%	884,681.19	1,727,116.77	7,500.00	8,933,392.23	16.26%
3000 Purchased Services	3,459,123.00	4.34%	452,059.23	734,777.28	157,621.85	2,566,723.87	25.80%
4000 Supplies	3,682,956.00	4.62%	205,801.22	220,084.55	350,124.17	3,112,747.28	15.48%
5000 Capital Outlay	257,000.00	0.32%	78,450.00	66,450.00	69,837.27	120,712.73	53.03%
6000 Other/Dues/Fees	25,227,019.00	31.64%	213,148.36	251,886.47	219,130.13	24,756,002.40	1.87%
7000 Non-Capital Equipment	1,329,914.00	1.67%	15,486.44	16,086.43	214,161.43	1,099,666.14	17.31%
<b>Total Education Fund</b>	<b>79,736,948.00</b>	<b>100.00%</b>	<b>4,731,112.79</b>	<b>8,709,331.70</b>	<b>1,018,374.85</b>	<b>70,009,241.45</b>	<b>12.20%</b>
<b>20-O&amp;M</b>							
1000 Salaries	2,331,123.00	15.79%	237,640.27	450,680.54	-	1,880,442.46	19.33%
2000 Benefits	647,620.00	4.39%	53,259.56	103,065.22	-	544,554.78	15.91%
3000 Purchased Services	1,267,300.00	8.58%	162,672.03	194,635.92	70,513.89	1,002,150.19	20.92%
4000 Supplies	1,892,000.00	12.82%	219,875.33	343,559.97	197,469.47	1,350,970.56	28.60%
5000 Capital Outlay	8,472,000.00	57.38%	269,987.59	1,371,759.59	327,333.78	6,772,906.63	20.06%
6000 Other/Dues/Fees	53,800.00	0.36%	-	-	100.00	53,700.00	0.19%
7000 Non-Capital Equipment	100,000.00	0.68%	3,346.54	7,227.15	2,438.30	90,334.55	9.67%
<b>Total O&amp;M</b>	<b>14,763,843.00</b>	<b>100.00%</b>	<b>946,781.32</b>	<b>2,470,928.39</b>	<b>597,855.44</b>	<b>11,695,059.17</b>	<b>20.79%</b>
<b>30-Debt Service</b>							
3000 Purchased Services	2,000.00	0.02%	-	950.00	-	1,050.00	47.50%
6000 Other/Bonds	9,407,326.00	99.98%	-	-	-	9,407,326.00	0.00%
<b>Total Debt Service</b>	<b>9,409,326.00</b>	<b>100.00%</b>	<b>-</b>	<b>950.00</b>	<b>-</b>	<b>9,408,376.00</b>	<b>0.01%</b>
<b>40-Transportation</b>							
1000 Salaries	2,611,185.00	40.31%	219,731.08	449,303.73	-	2,161,881.27	17.21%
2000 Benefits	305,675.00	4.72%	24,204.51	47,784.23	-	257,890.77	15.63%
3000 Purchased Services	2,880,200.00	44.47%	700,673.86	2,094,731.05	2,471.16	782,997.79	72.81%
4000 Supplies	582,000.00	8.99%	19,411.08	23,657.09	1,169.79	557,173.12	4.27%
5000 Capital Outlay	29,000.00	0.45%	-	-	-	29,000.00	0.00%
6000 Other/Dues/Fees	63,500.00	0.98%	80.00	257.50	504.00	62,738.50	0.00%
7000 Non-Capital Equipment	5,500.00	0.08%	-	-	-	5,500.00	0.00%
<b>Total Transportation</b>	<b>6,477,060.00</b>	<b>100.00%</b>	<b>964,100.53</b>	<b>2,615,733.60</b>	<b>4,144.95</b>	<b>3,857,181.45</b>	<b>40.45%</b>
<b>50-IMRF/SS</b>							
2000 Benefits	2,029,017.00	100.00%	181,188.58	349,415.63	(7,434.81)	1,687,036.18	16.85%
<b>Total IMRF/SS</b>	<b>2,029,017.00</b>	<b>100.00%</b>	<b>181,188.58</b>	<b>349,415.63</b>	<b>(7,434.81)</b>	<b>1,687,036.18</b>	<b>16.85%</b>
<b>60-Capital Projects</b>							
5000 Capital Outlay	875,000.00	100.00%	-	-	-	875,000.00	0.00%
<b>Total Capital Projects</b>	<b>875,000.00</b>	<b>100.00%</b>	<b>-</b>	<b>-</b>	<b>-</b>	<b>875,000.00</b>	<b>0.00%</b>
<b>70-Working Cash</b>							
6000 Transfers	-	-	-	-	-	-	0.00%
<b>Total Working Cash</b>	<b>-</b>	<b>0.00%</b>	<b>-</b>	<b>-</b>	<b>-</b>	<b>-</b>	<b>0.00%</b>
<b>80-Tort</b>							
3000 Purchased Services	1,184,616.00	100.00%	-	228,878.24	70,994.53	884,743.23	25.31%
<b>Total Tort</b>	<b>1,184,616.00</b>	<b>100.00%</b>	<b>-</b>	<b>228,878.24</b>	<b>70,994.53</b>	<b>884,743.23</b>	<b>25.31%</b>
<b>Total Expenditures</b>	<b>114,475,810.00</b>		<b>6,823,183.22</b>	<b>14,375,237.56</b>	<b>1,683,934.96</b>	<b>98,416,637.48</b>	<b>14.03%</b>
<b>Expenditures Across All Funds</b>							
1000 Salaries	40,055,235.00	34.99%	3,338,857.70	6,592,914.47	-	33,462,320.53	16.46%
2000 Benefits	13,650,321.00	11.92%	1,143,333.84	2,227,381.85	65.19	11,422,873.96	16.32%
3000 Purchased Services	8,793,239.00	7.68%	1,315,405.12	3,253,972.49	301,601.43	5,237,665.08	40.44%
4000 Supplies	6,156,956.00	5.38%	445,087.63	587,301.61	548,763.43	5,020,890.96	18.45%
5000 Capital Outlay	9,633,000.00	8.41%	348,437.59	1,438,209.59	397,171.05	7,797,619.36	19.05%
6000 Other/Dues/Fees/Bonds	34,751,645.00	30.36%	213,228.36	252,143.97	219,734.13	34,279,766.90	1.36%
7000 Non-Capital Equipment	1,435,414.00	1.25%	18,832.98	23,313.58	216,599.73	1,195,500.69	16.71%
<b>Total Expenditures Across all Funds</b>	<b>114,475,810.00</b>	<b>100.00%</b>	<b>6,823,183.22</b>	<b>14,375,237.56</b>	<b>1,683,934.96</b>	<b>98,416,637.48</b>	<b>14.03%</b>

## Bills Payable-CHS Imprest

08/01/2025 - 08/31/2025

Vendor Name			Check Amount
ARBITERPAY TRUST ACCOUNT,			15,000.00
Invoice Number	Invoice Description	Account Number	Amount
Deposit1	CHS Athletics Initial Deposit to Pay Officials via Arbiter Pay		
		10 E 002 1500 3190 00 000000 0000	10,000.00
Deposit2	CMS/PKMS Athletics Initial Deposit to Pay Officials via Arbiter Pay		
		10 E 003 1500 3190 00 000000 0000	2,500.00
		10 E 011 1500 3190 00 000000 0000	2,500.00
ARBITERSPORTS LLC,			15,000.00
Invoice Number	Invoice Description	Account Number	Amount
Deposit1	CHS Athletics Initial Deposit to Pay Officials via Arbiter Pay		
		10 E 002 1500 3190 00 000000 0000	10,000.00
Deposit2	CMS/PKMS Athletics Initial Deposit to Pay Officials via Arbiter Pay		
		10 E 003 1500 3190 00 000000 0000	2,500.00
		10 E 011 1500 3190 00 000000 0000	2,500.00
ARBITERSPORTS LLC,			-15,000.00
Invoice Number	Invoice Description	Account Number	Amount
Deposit1	CHS Athletics Initial Deposit to Pay Officials via Arbiter Pay		
		10 E 002 1500 3190 00 000000 0000	-10,000.00
Deposit2	CMS/PKMS Athletics Initial Deposit to Pay Officials via Arbiter Pay		
		10 E 003 1500 3190 00 000000 0000	-2,500.00
		10 E 011 1500 3190 00 000000 0000	-2,500.00

## Bills Payable-CHS Imprest

Central Cmty USD 301, IL

<b>Fund</b>	<b>Total</b>
10 - EDUCATIONAL FUND	15,000.00
	<b>15,000.00</b>

## Bills Payable-DO Imprest

08/01/2025 - 08/31/2025

Vendor Name			Check Amount
IMAGE AWARDS & ENGRAVING,			16.00
Invoice Number	Invoice Description	Account Number	Amount
39451	Interim Superintendent Name Plate		
		<i>10 E 001 2310 4100 00 000000 0000</i>	16.00
JUST KABOBS,			1,885.00
Invoice Number	Invoice Description	Account Number	Amount
Aug 18 2025a	CHS Lunch for Welcome Back		
		<i>10 E 002 2410 4100 00 000000 0000</i>	1,885.00
MACIANOS,			204.29
Invoice Number	Invoice Description	Account Number	Amount
Aug 14 2025	CT New Teacher Lunch 8/14/25		
		<i>10 E 010 2410 4100 00 000000 0000</i>	204.29
MCALISTER'S DELI,			1,083.08
Invoice Number	Invoice Description	Account Number	Amount
Aug 19 2025	CT Staff Lunch 8/19/25		
		<i>10 E 010 2410 4100 00 000000 0000</i>	1,083.08
POTBELLY,			375.47
Invoice Number	Invoice Description	Account Number	Amount
Aug 14	Mentor and Mentee Lunch 8/14/25		
		<i>10 E 002 2410 4100 00 000000 0000</i>	375.47
SAMMY'S MEXICAN GRILL,			1,160.00
Invoice Number	Invoice Description	Account Number	Amount
Aug 18	CT Staff Lunch 8/18/25		
		<i>10 E 010 2410 4100 00 000000 0000</i>	1,160.00

## Bills Payable-DO Imprest

Central Cmty USD 301, IL

<b>Fund</b>	<b>Total</b>
10 - EDUCATIONAL FUND	4,723.84
	<b>4,723.84</b>

## Bills Payable-Central 301

08/19/2025 - 09/15/2025

Vendor Name					Check Amount
A DISCOUNT T,					768.00
Invoice Number	Description	Invoice Date	Invoice Amount	Account	Amount
20255265	First Day of School Shirts	08/11/2025	768.00		
				<i>10 E 008 2410 4100 00 000000 0000</i>	768.00
ADVOCATE SHERMAN OCCUPATIONAL HEALTH,					3,667.00
Invoice Number	Description	Invoice Date	Invoice Amount	Account	Amount
20097630	Annual Bus Driver Physicals	07/13/2025	1,223.00		
				<i>40 E 001 2550 3190 00 000000 0000</i>	1,223.00
20362942	Bus Driver Yearly Physicals	08/10/2025	1,970.00		
				<i>40 E 001 2550 3190 00 000000 0000</i>	1,970.00
868259	School Bus Driver Physicals	07/03/2025	474.00		
				<i>40 E 001 2550 3190 00 000000 0000</i>	474.00
AGUINAGA, JACOB					382.69
Invoice Number	Description	Invoice Date	Invoice Amount	Account	Amount
Aug 2025	August Mileage Reimbursement	09/02/2025	188.16		
				<i>10 E 001 2660 3320 00 000000 0000</i>	188.16
Jul 2025	July Mileage Reimbursement	08/11/2025	194.53		
				<i>10 E 001 2660 3320 00 000000 0000</i>	194.53
AHW LLC,					1,045.48
Invoice Number	Description	Invoice Date	Invoice Amount	Account	Amount
12191673	Grounds Supplies	08/07/2025	364.60		
				<i>20 E 001 2540 4120 00 000000 0000</i>	364.60
12194517	Grounds Supplies	08/12/2025	29.10		
				<i>20 E 001 2540 4120 00 000000 0000</i>	29.10
12204618	Grounds Supplies	08/26/2025	651.78		
				<i>20 E 001 2540 4120 00 000000 0000</i>	651.78
ALIGNMENT COLLABORATIVE FOR EDUCATION,					35,000.00
Invoice Number	Description	Invoice Date	Invoice Amount	Account	Amount
82725	FY26 General Admin, Operating Expenses, and Summer Internship Stipend Support	08/27/2025	35,000.00		
				<i>10 E 002 1130 3100 00 322000 0000</i>	20,000.00
				<i>10 E 002 1400 3160 00 000000 0000</i>	15,000.00

## Bills Payable-Central 301

Vendor Name					Check Amount
ALLEGIANT TECHNOLOGY,					95.25
Invoice Number	Description	Invoice Date	Invoice Amount	Account	Amount
200013200	August Fax Services	07/31/2025	47.62		
				<i>10 E 001 2410 3250 00 000000 0000</i>	47.62
200013776	September Fax Services	08/31/2025	47.63		
				<i>10 E 001 2410 3250 00 000000 0000</i>	47.63
ALPHA BAKING COMPANY,					942.65
Invoice Number	Description	Invoice Date	Invoice Amount	Account	Amount
250260230016	Bread	08/18/2025	99.33		
				<i>10 E 008 2560 4100 00 000000 0000</i>	99.33
250260230017	Bread	08/18/2025	104.38		
				<i>10 E 010 2560 4100 00 000000 0000</i>	104.38
250260231024	Bread	08/19/2025	70.80		
				<i>10 E 011 2560 4100 00 000000 0000</i>	70.80
250260237017	Bread	08/25/2025	37.56		
				<i>10 E 011 2560 4100 00 000000 0000</i>	37.56
250260237018	Bread	08/25/2025	33.96		
				<i>10 E 010 2560 4100 00 000000 0000</i>	33.96
250274231031	Bread	08/19/2025	55.50		
				<i>10 E 003 2560 4100 00 000000 0000</i>	55.50
250274231032	Bread	08/19/2025	78.68		
				<i>10 E 004 2560 4100 00 000000 0000</i>	78.68
250274237024	Bread	08/25/2025	347.73		
				<i>10 E 002 2560 4100 00 000000 0000</i>	347.73
250274237025	Bread	08/25/2025	15.06		
				<i>10 E 003 2560 4100 00 000000 0000</i>	15.06
250274237026	Bread	08/25/2025	99.65		
				<i>10 E 004 2560 4100 00 000000 0000</i>	99.65
AMAZON CAPITAL SERVICES, INC,					28,878.01
Invoice Number	Description	Invoice Date	Invoice Amount	Account	Amount
117F-XJD7-T17D	Tech Supplies	07/16/2025	44.99		
				<i>10 E 001 2660 4100 00 000000 0000</i>	44.99
11MP-N7LK-7QX6	SPED Instructional Supplies	09/02/2025	69.99		
				<i>10 E 011 1205 4100 00 000000 0000</i>	69.99

## Bills Payable-Central 301

Vendor Name					Check Amount
AMAZON CAPITAL SERVICES, INC,					28,878.01
Invoice Number	Description	Invoice Date	Invoice Amount	Account	Amount
11MY-VVJQ-77QQ	Tech Supplies	07/16/2025	19.99	10 E 001 2660 4100 00 000000 0000	19.99
11PC-9HPV-7J96	Office Supplies	08/22/2025	244.54	40 E 001 2550 4110 00 000000 0000	244.54
11Q1-HJYV-4PFY	Kitchen Supplies	06/22/2025	245.30	10 E 008 2410 4100 00 000000 0000	245.30
11QC-FRWN-3RHT	Art Supplies	08/25/2025	415.02	10 E 003 1120 4100 00 000000 0000	415.02
11VV-4FWW-GDM3	New EC Teacher Supplies	09/02/2025	112.45	10 E 008 1225 4100 00 000000 0000	112.45
11VY-XTWM-DH7Y	Sculpture Art Supplies	08/22/2025	103.35	10 E 002 1130 4100 00 000000 0000	103.35
11X9-6HPV-MQ4Y	Clasp Connectors	08/12/2025	9.99	40 E 001 2550 4100 00 000000 0000	9.99
136W-DV49-QGFL	Office Supplies	08/19/2025	203.87	10 E 002 2410 4100 00 000000 0000	203.87
137T-TH1F-3736	Art Supplies	09/03/2025	967.70	10 E 003 1120 4100 00 000000 0000	967.70
143L-PCYK-6GVW	Stools for SPED Teacher and Students	08/22/2025	219.99	10 E 004 1110 4100 00 000000 0000	219.99
14CL-9RGV-GFNR	Replacement Desk Chair	08/27/2025	204.98	10 E 003 1120 4100 00 000000 0000	204.98
14Q3-L9LF-4QCC	Teacher Supplies	09/03/2025	116.26	10 E 008 1110 4100 00 000000 0000	116.26
14WL-MVNR-1GJ9	Office Supplies	08/21/2025	173.84	10 E 003 2410 4100 00 000000 0000	173.84
1636-WQ1N-1WNG	Tech Supply Credit for Inv 16WH-TTXX-G9PT	03/13/2024	-134.99	10 E 001 2660 4100 00 000000 0000	-134.99
163D-PQJJ-L4XY	DO Office Supplies	08/15/2025	76.35	10 E 001 2520 4100 00 000000 0000	76.35
163W-FVQ9-N1YK	Library Supplies	08/12/2025	685.41	10 E 004 2220 4100 00 000000 0000	685.41

## Bills Payable-Central 301

Vendor Name					Check Amount
AMAZON CAPITAL SERVICES, INC,					28,878.01
Invoice Number	Description	Invoice Date	Invoice Amount	Account	Amount
16GM-RLHR-CMLP	Supply Room Order	06/23/2025	621.22	10 E 008 1110 4100 00 000000 0000	621.22
16VM-C9NJ-1D7K	DO Office Supplies	08/21/2025	67.74	10 E 001 2520 4100 00 000000 0000	67.74
16XD-LDX7-C9WR	Library Books	06/11/2025	60.03	10 E 008 2220 4300 00 000000 0000	60.03
173C-XCNT-1LPG	Office and Coyote Culture Supplies	08/17/2025	232.87	10 E 008 2410 4100 00 000000 0000	232.87
179T-CDRP-3XLK	Photo Art Supplies	08/11/2025	305.89	10 E 002 1130 4100 00 000000 0000	305.89
179T-TTGR-931C	Bio-Medical Class Supplies	08/20/2025	431.44	10 E 002 1130 4100 00 322000 0000	431.44
17G6-DQMD-1RLD	CHS Athletics Office Supplies	08/13/2025	140.36	10 E 002 1500 4100 00 000000 0000	140.36
17HF-XRRL-LPJC	FY25 Credit for Inv 197L-YKF7-FPDQ	10/17/2024	-201.40	10 E 008 2410 4100 00 000000 0000	-201.40
17PV-7KDH-TPTW	Bulletin Board Materials and Office Bulk Candy	08/13/2025	131.30	10 E 008 2410 4100 00 000000 0000	131.30
17RQ-JN7R-FJNL	ID Badge Holders	09/03/2025	34.26	10 E 010 1110 4100 00 000000 0000	34.26
17VQ-YHPJ-16HC	Bio-Medical Supplies	08/21/2025	33.59	10 E 002 1130 4100 00 322000 0000	33.59
17X1-Y64T-36HW	DO Office Supplies	07/18/2025	68.59	10 E 001 2520 4100 00 000000 0000	68.59
19KK-HJ11-KY3W	Classroom Reading Supplies	06/30/2025	115.93	10 E 005 1110 4100 00 000000 0000	115.93
19TR-LCHL-V4MP	Maintenance Supplies	08/05/2025	18.79	20 E 001 2540 4110 00 000000 0000	18.79
19V3-3Y49-4LDF	SPED Classroom Supplies	09/03/2025	93.22	10 E 008 1205 4100 00 000000 0000	93.22
19XV-L9N1-CQCR	EC Book Bags	08/25/2025	199.05	10 E 008 1225 4100 00 000000 0000	199.05

## Bills Payable-Central 301

Vendor Name					Check Amount
AMAZON CAPITAL SERVICES, INC,					28,878.01
Invoice Number	Description	Invoice Date	Invoice Amount	Account	Amount
19Y4-TL7L-RKT3	3rd Grade Classroom Supplies	07/08/2025	65.87		
				<i>10 E 005 1110 4100 00 000000 0000</i>	65.87
1C13-RC3K-FN3Y	Science Supplies	08/27/2025	439.82		
				<i>10 E 002 1130 4100 00 000000 0000</i>	439.82
1CCF-KH3M-7WTY	Classroom Supplies	08/27/2025	127.10		
				<i>10 E 010 1110 4100 00 000000 0000</i>	127.10
1CCM-Y1D4-9DPY	Classroom Supplies	09/02/2025	36.99		
				<i>10 E 010 1110 4100 00 000000 0000</i>	36.99
1CGM-WRQ1-LHDD	Cabinet Locks for Trainer Supplies	08/07/2025	67.68		
				<i>10 E 002 1500 4100 00 000000 0000</i>	67.68
1CJJ-3TH3-64TP	Bulletin Board Supplies	08/14/2025	27.30		
				<i>10 E 008 1110 4100 00 000000 0000</i>	27.30
1CQ9-FJ7P-1YLW	Office Supplies	08/20/2025	29.49		
				<i>10 E 008 2410 4100 00 000000 0000</i>	29.49
1CR1-H67H-6QYM	Nurse Supplies	09/02/2025	64.97		
				<i>10 E 008 2130 4100 00 000000 0000</i>	64.97
1CV3-RRK6-QQFQ	DO Office Supplies	08/19/2025	16.69		
				<i>10 E 001 2520 4100 00 000000 0000</i>	16.69
1CYR-7XX1-6R6P	Bulletin Board Materials	08/08/2025	26.99		
				<i>10 E 008 2410 4100 00 000000 0000</i>	26.99
1D47-9PRL-P6HW	DO Office Supplies	08/24/2025	65.80		
				<i>10 E 001 2520 4100 00 000000 0000</i>	65.80
1D4F-MTL1-CXXT	Class Supplies	06/23/2025	673.82		
				<i>10 E 008 1110 4100 00 000000 0000</i>	673.82
1D4X-4GXD-PNV9	Supply Room Order	07/18/2025	37.92		
				<i>10 E 008 1110 4100 00 000000 0000</i>	37.92
1DKY-M6NG-FDYT	Tech Supplies	08/01/2025	394.95		
				<i>10 E 001 2660 4100 00 000000 0000</i>	394.95
1DLC-P93T-P7PY	Office Supplies	08/05/2025	747.88		
				<i>40 E 001 2550 4100 00 000000 0000</i>	747.88
1DQ7-DGPF-TC6D	FL Supplies	08/30/2025	64.08		
				<i>10 E 002 1130 4100 00 000000 0000</i>	64.08

## Bills Payable-Central 301

Vendor Name					Check Amount
AMAZON CAPITAL SERVICES, INC,					28,878.01
Invoice Number	Description	Invoice Date	Invoice Amount	Account	Amount
1FFF-KHC1-6LH4	Binders	08/26/2025	30.39	10 E 008 2410 4100 00 000000 0000	30.39
1FKJ-VPQH-JHXQ	Curriculum Supplies	07/30/2025	106.00	10 E 001 2212 4100 00 000000 0000	106.00
1FLP-CT1J-C14J	Tech Supplies	08/18/2025	392.40	10 E 001 2660 4100 00 000000 0000	392.40
1FMQ-XN9M-4P1H	Biomed Supplies	08/11/2025	322.42	10 E 002 1400 4110 01 000000 0000	322.42
1FQN-K4V4-YWF7	Office Supplies	08/25/2025	366.37	10 E 002 2410 4100 00 000000 0000	366.37
1FRG-RRWG-LC6P	Unplugged Books	08/15/2025	69.90	10 E 001 1800 4100 00 000000 0000	69.90
1FYP-13V6-9XDC	Welcome Back Supplies	08/13/2025	110.21	10 E 011 2410 4100 00 000000 0000	110.21
1GJF-FKYP-Q7QK	Coaches Business Meeting Notebooks	08/12/2025	103.92	10 E 002 2212 4100 00 000000 0000	103.92
1GM1-VPJ3-Q4MF	Sign Holders	08/12/2025	284.09	10 E 002 2410 4100 00 000000 0000	284.09
1GTK-PVCG-3L6L	SPED Classroom Supplies	08/22/2025	63.85	10 E 004 1205 4100 00 000000 0000	63.85
1GWG-F6H4-PN7H	Office Supplies	08/19/2025	4.99	10 E 008 2410 4100 00 000000 0000	4.99
1GWG-F6H4-QXDT	Book for Coaches	08/19/2025	27.89	10 E 002 2212 4100 00 000000 0000	27.89
1GYT-YVQL-1P4C	Office Supplies	08/17/2025	238.55	10 E 003 2410 4100 00 000000 0000	238.55
1GYY-4XD6-4TG9	New EC Social Worker Supplies	09/03/2025	29.93	10 E 008 2110 4100 00 000000 0000	29.93
1H1M-LPX7-TT3P	2nd Grade Classroom Supplies	07/08/2025	120.48	10 E 005 1110 4100 00 000000 0000	120.48
1H71-T7M3-37LV	Classroom Instruction Supplies	08/25/2025	216.40	10 E 003 1120 4100 00 000000 0000	216.40

## Bills Payable-Central 301

Vendor Name					Check Amount
AMAZON CAPITAL SERVICES, INC,					28,878.01
Invoice Number	Description	Invoice Date	Invoice Amount	Account	Amount
1HDW-YT1Y-6HWY	Printing Area Supplies	08/25/2025	338.93	10 E 008 2410 4100 00 000000 0000	338.93
1HGN-XH7Q-779Y	DO Office Supplies	08/20/2025	169.26	10 E 001 2520 4100 00 000000 0000	169.26
1HMR-FRLJ-L1KJ	Drivers Team Room Supplies	08/07/2025	23.98	40 E 001 2550 4110 00 000000 0000	23.98
1J1L-KN9Q-1K3N	Classroom Supplies	08/27/2025	25.00	10 E 010 1110 4100 00 000000 0000	25.00
1J34-XJYC-1NVK	Classroom Supply Credit for Inv 1G7J-LXYQ-DDXG	06/14/2025	-37.97	10 E 004 1110 4100 00 000000 0000	-37.97
1J4J-6KQ1-X1JX	Office Supplies	08/19/2025	449.84	10 E 002 2410 4100 00 000000 0000	449.84
1JNX-46XV-TCN7	Printing Labels	08/05/2025	24.00	40 E 001 2550 4110 00 000000 0000	24.00
1JY7-141P-QXM4	Classroom Supplies	06/25/2025	12.48	10 E 008 1110 4100 00 000000 0000	12.48
1K1N-RJNK-C4WQ	Nurse Supplies	08/22/2025	101.56	10 E 008 2130 4100 00 000000 0000	101.56
1K6V-7NJ7-9VTK	Bulletin Board Decor	08/08/2025	9.00	10 E 008 1110 4100 00 000000 0000	9.00
1K7R-JNYH-4WKH	Classroom Supplies	09/03/2025	7.88	10 E 008 1110 4100 00 000000 0000	7.88
1KFQ-K4G4-91V3	Shelf Unit	08/25/2025	84.39	10 E 005 1110 4100 00 000000 0000	84.39
1KMH-P9MP-9GGW	Principal Supplies	08/18/2025	99.07	10 E 011 2410 4100 00 000000 0000	99.07
1KMH-P9MP-FTTF	Coyote Culture Supplies	08/18/2025	14.24	10 E 008 2410 4100 00 000000 0000	14.24
1KRT-LP7Y-667G	CHS Athletics Office Chair	08/13/2025	125.99	10 E 002 1500 4100 00 000000 0000	125.99
1KW1-9CCM-KM3C	Mentor and Protege Supplies	08/07/2025	28.54	10 E 002 2212 4100 00 000000 0000	28.54

## Bills Payable-Central 301

Vendor Name					Check Amount
AMAZON CAPITAL SERVICES, INC,					28,878.01
Invoice Number	Description	Invoice Date	Invoice Amount	Account	Amount
1L1G-V6JH-YRPV	Office Supplies	08/11/2025	69.19		
				<i>10 E 003 2410 4100 00 000000 0000</i>	69.19
1LC6-JMGW-PTVV	Over the Door Phone Pockets	08/12/2025	533.12		
				<i>10 E 002 2410 4100 00 000000 0000</i>	533.12
1LCV-PHMK-7RQ4	Bio-Medical Class Supplies	08/18/2025	3,468.13		
				<i>10 E 002 1130 4100 00 322000 0000</i>	1,582.13
				<i>10 E 002 1130 7100 00 322000 0000</i>	1,886.00
1LTC-7VNL-TDJR	Math Supplies	08/16/2025	593.93		
				<i>10 E 002 1130 4100 00 000000 0000</i>	593.93
1LYG-FGV6-P6V3	Office Employee Name Plates	07/31/2025	20.84		
				<i>10 E 003 2410 4100 00 000000 0000</i>	20.84
1MJ1-91V9-3TKC	Classroom Supplies	08/25/2025	29.98		
				<i>10 E 010 1110 4100 00 000000 0000</i>	29.98
1MJ1-91V9-3W6Y	Library Supplies	08/25/2025	54.87		
				<i>10 E 004 2220 4100 00 000000 0000</i>	54.87
1MJG-1QNM-7CX4	Band Supplies	09/02/2025	69.99		
				<i>10 E 003 1120 4100 00 000000 0000</i>	69.99
1MMK-XWWF-F134	Staff Microwave	08/18/2025	94.99		
				<i>10 E 005 2410 4100 00 000000 0000</i>	94.99
1MN6-F334-4NRT	AP Art Supplies	08/11/2025	289.97		
				<i>10 E 002 1130 4100 00 000000 0000</i>	289.97
1MN6-F334-QX3P	Science Classroom Supplies	08/12/2025	174.57		
				<i>10 E 005 1110 4100 00 000000 0000</i>	174.57
1MNJ-7R1N-6VKV	Tech Supplies	08/28/2025	159.95		
				<i>10 E 001 2660 4100 00 000000 0000</i>	159.95
1MVD-J9DW-WC6L	Office Supplies	08/16/2025	113.94		
				<i>10 E 002 2410 4100 00 000000 0000</i>	113.94
1MW1-XF6W-C47G	Science Supplies	08/08/2025	88.35		
				<i>10 E 002 1130 4100 00 000000 0000</i>	88.35
1MY3-NGF1-34QJ	Student Accommodation Item	08/25/2025	11.99		
				<i>10 E 003 2410 4100 00 000000 0000</i>	11.99
1MY3-NGF1-4NFN	Tech Supplies	08/25/2025	120.97		
				<i>10 E 001 2660 4100 00 000000 0000</i>	120.97

## Bills Payable-Central 301

Vendor Name					Check Amount
AMAZON CAPITAL SERVICES, INC,					28,878.01
Invoice Number	Description	Invoice Date	Invoice Amount	Account	Amount
1NCM-4CGN-M7WF	Student Locks	08/29/2025	28.05		
				<i>10 E 011 1120 4900 00 000000 0000</i>	28.05
1NCW-MX73-799L	Supply Room Order	07/12/2025	63.20		
				<i>10 E 008 1110 4100 00 000000 0000</i>	63.20
1NQT-P6M7-TWF4	Sculpture Art Supplies Credit for Inv 1RRX-FKK6-RRPT	08/16/2025	-38.43		
				<i>10 E 002 1130 4100 00 000000 0000</i>	-38.43
1NV3-CDDP-LDK6	DO Office Supplies	07/25/2025	88.22		
				<i>10 E 001 2520 4100 00 000000 0000</i>	88.22
1P49-P7W4-KPNL	Office Supplies	08/29/2025	46.95		
				<i>10 E 008 2410 4100 00 000000 0000</i>	46.95
1P4Y-THVQ-LM9N	Bulletin Board Supplies	08/12/2025	95.89		
				<i>10 E 008 1110 4100 00 000000 0000</i>	95.89
1PJ6-GMYX-71QD	Classroom Supplies	08/25/2025	113.22		
				<i>10 E 010 1110 4100 00 000000 0000</i>	113.22
1PQL-T94C-W3VL	Digital Art Supplies	08/16/2025	687.67		
				<i>10 E 002 1130 4100 00 000000 0000</i>	687.67
1Q44-XR6C-33HY	Kitchen Supplies	06/25/2025	48.50		
				<i>10 E 008 2410 4100 00 000000 0000</i>	48.50
1QCN-96PQ-KWGW	Sculpture Art Supplies	09/01/2025	71.92		
				<i>10 E 002 1130 4100 00 000000 0000</i>	71.92
1QFX-94XL-CLYT	Nurse Office Supplies	09/02/2025	61.54		
				<i>10 E 008 2130 4100 00 000000 0000</i>	61.54
1QGQ-JJM9-6MK7	Social Worker Supplies	08/14/2025	367.97		
				<i>10 E 008 2110 4100 00 000000 0000</i>	367.97
1QHY-JPCL-YXNQ	ID Badge Holders	08/25/2025	20.59		
				<i>10 E 011 2410 4900 00 000000 0000</i>	20.59
1QQR-636T-F7V9	AP Human Geography Summer Camp Supplies	08/18/2025	131.56		
				<i>10 E 002 1500 4900 00 000000 0000</i>	131.56
1QY6-V9XF-NNNW	Office Supplies	08/24/2025	67.18		
				<i>10 E 002 2410 4100 00 000000 0000</i>	67.18
1R3D-K4JJ-9CGY	FY25 Library Grant Books	06/03/2025	457.46		
				<i>10 E 008 2220 4300 00 399900 0000</i>	457.46

## Bills Payable-Central 301

Vendor Name					Check Amount
AMAZON CAPITAL SERVICES, INC,					28,878.01
Invoice Number	Description	Invoice Date	Invoice Amount	Account	Amount
1R6T-FRKV-DLYV	Bulk Office Candy	08/18/2025	99.98	10 E 008 2410 4100 00 000000 0000	99.98
1R6T-FRKV-TTN9	Office Supplies	08/19/2025	272.92	10 E 004 1205 4100 00 000000 0000	145.64
				10 E 004 2220 4100 00 000000 0000	72.21
				10 E 004 2410 4100 00 000000 0000	55.07
1R9Q-FKN4-HJ39	Tech Supplies	07/09/2025	79.08	10 E 001 2660 4100 00 000000 0000	79.08
1RCT-DYMK-6YYL	DO Office Supplies	08/20/2025	437.18	10 E 001 2520 4100 00 000000 0000	437.18
1RKX-YW4N-1LJ9	Class Supplies	07/02/2025	64.58	10 E 008 1110 4100 00 000000 0000	64.58
1RLQ-HWYV-9FPT	4th Grade Classroom Supplies	06/30/2025	118.07	10 E 005 1110 4100 00 000000 0000	118.07
1RNJ-KG4H-RK69	Psychology Classroom Supplies	07/08/2025	23.14	10 E 005 2140 4100 00 000000 0000	23.14
1RPC-1PG9-QT7H	Office Supplies	08/12/2025	174.56	10 E 003 2410 4100 00 000000 0000	174.56
1RRX-FKK6-RRPT	Sculpture Art Supplies	08/16/2025	397.15	10 E 002 1130 4100 00 000000 0000	397.15
1RRX-FKK6-RWDJ	Sculpture Art Supplies Credit for Inv 1RRX-FKK6-RRPT	08/16/2025	-12.51	10 E 002 1130 4100 00 000000 0000	-12.51
1RRX-FKK6-TWCJ	Studio Art Supplies	08/16/2025	329.08	10 E 002 1130 4100 00 000000 0000	329.08
1RTV-Q33M-1XHW	DO Office Supplies	07/01/2025	72.19	10 E 001 2520 4100 00 000000 0000	72.19
1T4G-DC7G-6VVF	Bio-Medical Class Supplies	08/27/2025	34.97	10 E 002 1130 4100 00 322000 0000	34.97
1T7M-339J-GTNJ	EL Classroom Supplies	06/30/2025	116.50	10 E 005 1800 4100 00 000000 0000	116.50
1TCK-M3L1-4976	Language Arts Instructional Supplies	08/26/2025	45.71	10 E 011 1120 4110 00 000000 0000	45.71

## Bills Payable-Central 301

Vendor Name					Check Amount
AMAZON CAPITAL SERVICES, INC,					28,878.01
Invoice Number	Description	Invoice Date	Invoice Amount	Account	Amount
1TJ4-CTC7-44FF	Science Supply Credit for Inv 1MN6-F334-QX3P	08/31/2025	-17.99	10 E 005 1110 4100 00 000000 0000	-17.99
1TQ1-NCNN-R3QC	DO Office Supplies	08/19/2025	20.75	10 E 001 2520 4100 00 000000 0000	20.75
1TQ4-33LT-7NJR	Office Supplies	08/25/2025	350.54	10 E 002 2410 4100 00 000000 0000	350.54
1TRK-X9F3-JW1M	Mentor and Protege Supplies	08/07/2025	13.96	10 E 002 2212 4100 00 000000 0000	13.96
1TRK-X9F3-KMF4	DO Office Supplies	08/07/2025	118.50	10 E 001 2520 4100 00 000000 0000	118.50
1TRK-YWY9-911R	CMS and PKMS Athletics Ice Packs, AD/coach Monitor Extender	08/08/2025	179.70	10 E 003 1500 4100 00 000000 0000	89.85
				10 E 011 1500 4100 00 000000 0000	89.85
1TT1-TVYM-679R	Tech Supplies	07/24/2025	12.70	10 E 001 2660 4100 00 000000 0000	12.70
1TTD-46F4-CYQF	Principal Supplies	08/08/2025	83.71	10 E 011 2410 4100 00 000000 0000	83.71
1TXW-9Y64-3H1C	Tech Supplies	07/27/2025	16.98	10 E 001 2660 4100 00 000000 0000	16.98
1TY1-XP6V-PP4H	Metal Number Signs	08/12/2025	9.49	40 E 001 2550 4100 00 000000 0000	9.49
1TY6-YHCY-76LQ	Main Office Visitors Chairs	08/18/2025	571.96	10 E 008 2410 4100 00 000000 0000	571.96
1V13-9PWW-6GNJ	DO Office Supplies	08/27/2025	19.99	10 E 001 2520 4100 00 000000 0000	19.99
1V4L-H311-7L6J	Office Supplies	08/14/2025	203.29	10 E 003 2410 4100 00 000000 0000	203.29
1VHP-GX4K-6HKN	AP History Summer Course Books	08/22/2025	35.88	10 E 002 1500 4100 00 000000 0000	35.88
1VLP-4NV6-3MDK	DO Office Supplies	08/26/2025	23.98	10 E 001 2520 4100 00 000000 0000	23.98

## Bills Payable-Central 301

Vendor Name					Check Amount
AMAZON CAPITAL SERVICES, INC,					28,878.01
Invoice Number	Description	Invoice Date	Invoice Amount	Account	Amount
1VRF-VCLQ-9QKF	Classroom Supplies	08/27/2025	18.00	10 E 010 1110 4100 00 000000 0000	18.00
1VWV-QD6W-3YHV	PE Supplies	07/10/2025	146.53	10 E 005 1110 4100 00 000000 0000	146.53
1VX3-DRFH-3MCP	Student Chromebook Keyboard Cover	08/13/2025	7.19	10 E 010 1205 4100 00 000000 0000	7.19
1W13-CHW3-YVNC	FL Supplies	08/25/2025	100.57	10 E 002 1130 4100 00 000000 0000	100.57
1W1Q-RKT7-61N3	CMS and PKMS Athletics Pennies, Football Mouthguards	08/11/2025	389.95	10 E 003 1500 4100 00 000000 0000	194.98
				10 E 011 1500 4100 00 000000 0000	194.97
1W34-JK1Y-7QKK	Classroom Supplies	08/27/2025	79.12	10 E 010 1110 4100 00 000000 0000	79.12
1W4P-WDW3-JYFV	Bio-Medical Class Supplies	08/23/2025	140.13	10 E 002 1130 4100 00 322000 0000	140.13
1W6H-9VGX-3TLL	Tech Supplies	07/14/2025	55.03	10 E 001 2660 4100 00 000000 0000	55.03
1W9D-YPXQ-L1MW	Transparency Film Printer Sheets	08/29/2025	22.31	10 E 008 1225 4100 00 000000 0000	22.31
1W9D-YPXQ-MC1R	Student Supplies	08/29/2025	103.14	10 E 011 1120 4900 00 000000 0000	103.14
1WGC-CNVW-7GYR	DO Office Supplies	08/06/2025	13.30	10 E 001 2520 4100 00 000000 0000	13.30
1WL3-VLN4-TG1F	Bulletin Board Supplies	07/31/2025	146.66	10 E 008 1110 4100 00 000000 0000	146.66
1WLN-C9YL-77XT	Digital Art Supplies	08/18/2025	62.37	10 E 002 1130 4100 00 000000 0000	62.37
1WLR-RNV9-KP4D	Bulletin Board Supplies	08/07/2025	22.98	10 E 008 1110 4100 00 000000 0000	22.98
1WP1-WGJ3-KGYC	Resource Supplies	06/30/2025	45.57	10 E 005 1205 4100 00 000000 0000	45.57
1WTK-9XCL-VYDG	DO Office Supplies	08/03/2025	576.79	10 E 001 2520 4100 00 000000 0000	576.79

## Bills Payable-Central 301

Vendor Name					Check Amount
AMAZON CAPITAL SERVICES, INC,					28,878.01
Invoice Number	Description	Invoice Date	Invoice Amount	Account	Amount
1WWW-6JTG-93CV	Kindergarten Seeds	05/02/2025	23.76	10 E 004 1110 4100 00 000000 0000	23.76
1WX7-Q7HT-7DM1	Office Supplies	08/27/2025	56.05	10 E 010 1110 4100 00 000000 0000	56.05
1X7Q-KMR1-QT7D	Supply Room Paper Clips	06/25/2025	38.48	10 E 008 1110 4100 00 000000 0000	38.48
1XWM-PDKM-VQ7P	Office Supplies for K. Paulus	08/05/2025	10.51	10 E 001 2212 4100 00 000000 0000	10.51
1Y7H-CGVV-1FQ4	AP Human Geography Summer Camp Supplies	08/17/2025	496.12	10 E 002 1500 4900 00 000000 0000	496.12
1Y7J-QKFQ-R9NW	Classroom Supplies	07/08/2025	96.19	10 E 005 1110 4100 00 000000 0000	96.19
1YFN-M7HC-6JND	Science Classroom Supplies	08/14/2025	12.90	10 E 005 1110 4100 00 000000 0000	12.90
1YHT-TMQY-CDFE	Items for Physical Accommodation	08/22/2025	383.52	10 E 008 1110 4100 00 000000 0000	383.52
1YT7-FQ9R-L379	Tech Supplies	08/15/2025	212.20	10 E 001 2660 4100 00 000000 0000	212.20
1YTC-HCLF-9HD9	DO Office Supplies	04/25/2025	69.08	10 E 001 2520 4100 00 000000 0000	69.08
1YTQ-WNMT-CRPP	1st Grade Supplies	06/30/2025	122.28	10 E 008 1110 4100 00 000000 0000	122.28
1YVD-W4C7-H3R4	Principal Supplies	08/18/2025	341.73	10 E 011 2410 4100 00 000000 0000	341.73
AMERICAN RED CROSS HEALTH & SAFETY,					544.00
Invoice Number	Description	Invoice Date	Invoice Amount	Account	Amount
22952130	Coach CPR Certification Course	08/13/2025	256.00	10 E 002 1500 3190 00 000000 0000	256.00
22973207	Coach CPR Certification Course	08/20/2025	288.00	10 E 002 1500 3190 00 000000 0000	288.00

## Bills Payable-Central 301

Vendor Name						Check Amount
ANDERSON LOCK,						3,710.00
Invoice Number	Description	Invoice Date	Invoice Amount	Account	Amount	
1176680	Student Locks	07/28/2025	3,710.00			
				10 E 011 1120 4900 00 000000 0000	3,710.00	
APLUS PARKING PERMITS,						529.36
Invoice Number	Description	Invoice Date	Invoice Amount	Account	Amount	
A+-24029	CHS 2025-2026 Parking Passes	08/12/2025	529.36			
				20 E 001 2540 4110 00 000000 0000	529.36	
APPLE INC,						1,645.00
Invoice Number	Description	Invoice Date	Invoice Amount	Account	Amount	
MB84328571	Tech iPads	07/15/2025	1,645.00			
				10 E 001 2660 4100 00 000000 0000	1,645.00	
ARBITERSPORTS LLC,						6,304.00
Invoice Number	Description	Invoice Date	Invoice Amount	Account	Amount	
INV74254	2025-2026 Arbitr Pay Subscription and Implementation	08/11/2025	4,304.00			
				10 E 002 1500 3190 00 000000 0000	3,014.00	
				10 E 003 1500 3190 00 000000 0000	645.00	
				10 E 011 1500 3190 00 000000 0000	645.00	
INV74411	CHS 2025-26 Athletics Website	08/12/2025	2,000.00			
				10 E 002 1500 3190 00 000000 0000	2,000.00	
ARIES BUILDING SYSTEMS, LLC,						0.00
Invoice Number	Description	Invoice Date	Invoice Amount	Account	Amount	
425660R	Reclass Mobile Classroom Unit Installment Payment CT	07/22/2025	0.00			
				20 E 001 2540 5410 00 000000 0000	-255,174.43	
				20 E 010 2540 5400 00 000000 0000	255,174.43	
ASTOUND BUSINESS SOLUTIONS RCN,						4,356.89
Invoice Number	Description	Invoice Date	Invoice Amount	Account	Amount	
416615501-0017724	Internet 6/8/25 - 9/7/25	08/10/2025	4,356.89			
				10 E 001 2660 3160 00 000000 0000	4,356.89	
BEAN'S FARM LANDSCAPE SUPPLY,						300.00
Invoice Number	Description	Invoice Date	Invoice Amount	Account	Amount	
220000018821	Grounds Supplies	08/06/2025	210.00			
				20 E 001 2540 4120 00 000000 0000	210.00	

## Bills Payable-Central 301

Vendor Name					Check Amount
BEAN'S FARM LANDSCAPE SUPPLY,					300.00
Invoice Number	Description	Invoice Date	Invoice Amount	Account	Amount
220000018822	Grounds Supplies	08/06/2025	15.00		
				20 E 001 2540 4120 00 000000 0000	15.00
220000018831	Grounds Supplies	08/09/2025	75.00		
				20 E 001 2540 4120 00 000000 0000	75.00
BLABAS, DANIEL					450.00
Invoice Number	Description	Invoice Date	Invoice Amount	Account	Amount
Tuition 06-25	Tuition Reimbursement EDU 6110	08/19/2025	450.00		
				10 E 011 1120 2300 00 000000 0000	450.00
BLICK ART MATERIALS,					1,287.91
Invoice Number	Description	Invoice Date	Invoice Amount	Account	Amount
5928054	Drawing Art Supplies	08/05/2025	20.62		
				10 E 002 1130 4100 00 000000 0000	20.62
5942693	Digital Art Supplies	08/07/2025	20.70		
				10 E 002 1130 4100 00 000000 0000	20.70
5993865	Painting Art Supplies	08/14/2025	733.60		
				10 E 002 1130 4100 00 000000 0000	733.60
6004401	Classroom Supplies	08/16/2025	512.99		
				10 E 010 1110 4100 00 000000 0000	512.99
BLUE CROSS BLUE SHIELD,					46,035.43
Invoice Number	Description	Invoice Date	Invoice Amount	Account	Amount
Dental 08-25	Dental Claims	08/31/2025	10,529.73		
				10 E 002 1130 2230 00 000000 0000	13,352.30
				20 E 001 2540 2230 00 000000 0000	-2,067.55
				40 E 001 2550 2230 00 000000 0000	-755.02
BLUEPOINT ALERT SOLUTIONS LLC,					2,533.00
Invoice Number	Description	Invoice Date	Invoice Amount	Account	Amount
INV-T-02065	System Install CT Mobile Classrooms	08/26/2025	2,533.00		
				20 E 010 2540 5400 00 000000 0000	2,533.00
BOSTON HIGASHI SCHOOL, INC,					54,459.70
Invoice Number	Description	Invoice Date	Invoice Amount	Account	Amount
2607600	July Tuition, Room and Board	08/25/2025	27,229.85		
				10 E 001 1912 6700 00 000000 0000	27,229.85

## Bills Payable-Central 301

Vendor Name						Check Amount
BOSTON HIGASHI SCHOOL, INC,						54,459.70
Invoice Number	Description	Invoice Date	Invoice Amount	Account	Amount	
2607613	July Tuition, Room and Board	08/25/2025	27,229.85			
				<i>10 E 001 1912 6700 00 000000 0000</i>	27,229.85	
BRUCE, AMANDA						11.65
Invoice Number	Description	Invoice Date	Invoice Amount	Account	Amount	
Lunch Refund FY25	Food Service Refund CHS	07/20/2025	11.65			
				<i>10 R 002 1611 0000 00 000000 0000</i>	11.65	
CAMELOT THERAPEUTIC SCHOOLS, LLC,						22,202.44
Invoice Number	Description	Invoice Date	Invoice Amount	Account	Amount	
INV226858	July 2025 Tuition and Aide	08/05/2025	22,202.44			
				<i>10 E 001 1912 6700 00 000000 0000</i>	22,202.44	
CARAHSOFT TECHNOLOGY CORPORATION,						16,254.00
Invoice Number	Description	Invoice Date	Invoice Amount	Account	Amount	
IN2047087	FY26 Everlaw Renewal	08/13/2025	16,254.00			
				<i>10 E 001 2520 3100 00 000000 0000</i>	16,254.00	
CARDMEMBER SERVICE,						4,219.56
Invoice Number	Description	Invoice Date	Invoice Amount	Account	Amount	
7577 09-25	B. Tobin Technology Expenses	09/05/2025	4,204.61			
				<i>10 E 001 2660 3160 00 000000 0000</i>	2,020.19	
				<i>10 E 001 2660 4100 00 000000 0000</i>	1,164.42	
				<i>10 E 001 2660 6400 00 000000 0000</i>	1,020.00	
7577 09-25a	Administrative Expenses	09/05/2025	14.95			
				<i>10 E 001 2520 3100 00 000000 0000</i>	14.95	
CDW GOVERNMENT, INC,						3,787.35
Invoice Number	Description	Invoice Date	Invoice Amount	Account	Amount	
AF6NY8S	Lenovo Chromebox Micro	08/22/2025	3,787.35			
				<i>10 E 001 2660 4100 00 000000 0000</i>	3,787.35	
CENGAGE LEARNING,						1,435.50
Invoice Number	Description	Invoice Date	Invoice Amount	Account	Amount	
999101002088	Century 21 Accounting 1 Year Subscription	08/28/2025	1,435.50			
				<i>10 E 002 1130 3100 00 474500 0000</i>	1,435.50	

## Bills Payable-Central 301

Vendor Name					Check Amount
CHAPMAN, DAVID					450.00
Invoice Number	Description	Invoice Date	Invoice Amount	Account	Amount
Tuition 06-25	Tuition Reimbursement EDU 6556	07/30/2025	450.00	10 E 003 1120 2300 00 000000 0000	450.00
CIC CORPORATION,					253,422.80
Invoice Number	Description	Invoice Date	Invoice Amount	Account	Amount
Application No 1	Entire Roof Replacement HBT	08/22/2025	253,422.80	20 E 004 2540 5400 00 000000 0000	253,422.80
CINTAS CORPORATION #355,					49.16
Invoice Number	Description	Invoice Date	Invoice Amount	Account	Amount
4238005391	Service Mats	07/24/2025	24.58	40 E 001 2550 3700 00 000000 0000	24.58
4239418914	Service Mats	08/07/2025	24.58	40 E 001 2550 3700 00 000000 0000	24.58
CIPRIANO, ANGELA					450.00
Invoice Number	Description	Invoice Date	Invoice Amount	Account	Amount
Tuition 06-25	Tuition Reimbursement EDU 6556	06/30/2025	450.00	10 E 011 1120 2300 00 000000 0000	450.00
CITY OF ELGIN,					480.94
Invoice Number	Description	Invoice Date	Invoice Amount	Account	Amount
582415-33254 07-25	Water Service PKMS Meter	08/12/2025	480.94	20 E 001 2540 3700 00 000000 0000	480.94
CLASSLINK, INC,					3,844.50
Invoice Number	Description	Invoice Date	Invoice Amount	Account	Amount
INV22309	DataGuard Annual License and Hosting	08/04/2025	3,844.50	10 E 001 2660 3160 00 000000 0000	3,844.50
CLEAR ALTERNATIVE, INC,					2,239.00
Invoice Number	Description	Invoice Date	Invoice Amount	Account	Amount
63687	Water Filter Rental CHS	08/01/2025	1,200.00	10 E 002 1130 3190 00 000000 0000	1,200.00
63688	Water Cooler Rental DO	08/01/2025	300.00	10 E 001 2520 3100 00 000000 0000	300.00
63692	Water Cooler Rental HBT	08/01/2025	369.50	10 E 004 2410 4100 00 000000 0000	369.50

## Bills Payable-Central 301

Vendor Name					Check Amount
CLEAR ALTERNATIVE, INC,					2,239.00
Invoice Number	Description	Invoice Date	Invoice Amount	Account	Amount
63698	Water Cooler Rental PV	08/01/2025	369.50		
				<i>10 E 008 2410 3900 00 000000 0000</i>	369.50
CLIENTFIRST TECHNOLOGY CONSULTING,					1,500.00
Invoice Number	Description	Invoice Date	Invoice Amount	Account	Amount
18432	E-Rate Services & Consulting	06/30/2025	1,500.00		
				<i>10 E 001 2660 3190 00 000000 0000</i>	1,500.00
CODEHS, INC,					4,150.00
Invoice Number	Description	Invoice Date	Invoice Amount	Account	Amount
32513	Pro Teacher License HS 7/1/25 - 6/30/26	07/01/2025	4,150.00		
				<i>10 E 002 1130 3100 00 322000 0000</i>	4,150.00
COMMITTEE FOR CHILDREN,					3,741.00
Invoice Number	Description	Invoice Date	Invoice Amount	Account	Amount
2056130	Second Step License Renewal 2025-2026	08/13/2025	3,741.00		
				<i>10 E 001 1200 3140 00 462000 0000</i>	3,741.00
COMMONWEALTH EDISON,					42,987.31
Invoice Number	Description	Invoice Date	Invoice Amount	Account	Amount
2759477000 07-25	Electric Service LL	07/29/2025	1,168.80		
				<i>20 E 005 2540 4660 00 000000 0000</i>	1,168.80
2929742000 07-25	Electric Service HBT	08/07/2025	4,555.62		
				<i>20 E 004 2540 4660 00 000000 0000</i>	4,555.62
5208923670 06-25	Electric Service Rt 47 Property	07/29/2025	87.47		
				<i>20 E 007 2540 4660 00 000000 0000</i>	87.47
5208923670 07-25	Electric Service Rt 47 Property	07/30/2025	76.00		
				<i>20 E 007 2540 4660 00 000000 0000</i>	76.00
6431674000 07-25	Electric Service CT	08/13/2025	4,212.26		
				<i>20 E 010 2540 4660 00 000000 0000</i>	4,212.26
6745199000 07-25	Electric Service CHS	08/07/2025	16,931.64		
				<i>20 E 002 2540 4660 00 000000 0000</i>	16,931.64
7994612000 07-25	Electric Service DO	08/08/2025	761.53		
				<i>20 E 001 2540 4660 00 000000 0000</i>	761.53
825642000 07-25	Electric Service CMS	08/07/2025	3,592.15		
				<i>20 E 003 2540 4660 00 000000 0000</i>	3,592.15

## Bills Payable-Central 301

Vendor Name					Check Amount
COMMONWEALTH EDISON,					42,987.31
Invoice Number	Description	Invoice Date	Invoice Amount	Account	Amount
876029000 07-25	Electric Service PKMS	07/25/2025	7,772.91		
				<i>20 E 011 2540 4660 00 000000 0000</i>	7,772.91
9353281222 07-25	Electric Service PV	07/28/2025	3,828.93		
				<i>20 E 008 2540 4660 00 000000 0000</i>	3,828.93
COMMUNITY HIGH SCHOOL DISTRICT 155,					350.00
Invoice Number	Description	Invoice Date	Invoice Amount	Account	Amount
Sep 6	Cary-Grove Boys Golf Invite 9/6/25	09/06/2025	350.00		
				<i>10 E 002 1500 6400 00 000000 0000</i>	350.00
COMMUNITY THERAPY CORP,					0.00
Invoice Number	Description	Invoice Date	Invoice Amount	Account	Amount
2419R	Reclass Speech Therapy Services	07/01/2025	0.00		
				<i>10 E 001 2150 3100 00 462000 0000</i>	632.00
				<i>10 E 001 2150 3140 00 000000 0000</i>	-632.00
CONTINENTAL RESOURCES, INC,					916.36
Invoice Number	Description	Invoice Date	Invoice Amount	Account	Amount
91179572	Phone Service	07/15/2025	467.64		
				<i>20 E 001 2540 3400 00 000000 0000</i>	467.64
91180538	Phone Service	08/12/2025	448.72		
				<i>20 E 001 2540 3400 00 000000 0000</i>	448.72
CONTRACT PAPER GROUP, INC,					21,823.14
Invoice Number	Description	Invoice Date	Invoice Amount	Account	Amount
43009601801	Copy Paper	07/16/2025	5,854.00		
				<i>10 E 010 1110 4160 00 000000 0000</i>	5,854.00
43009601901	Copy Paper	07/25/2025	6,168.58		
				<i>10 E 010 1110 4160 00 000000 0000</i>	6,168.58
43009602001	Copy Paper	07/23/2025	5,854.00		
				<i>10 E 008 1110 4160 00 000000 0000</i>	5,854.00
43009602101	Copy Paper	07/23/2025	3,946.56		
				<i>10 E 008 1110 4160 00 000000 0000</i>	3,946.56

## Bills Payable-Central 301

Vendor Name					Check Amount
COOK'S DIRECT INC,					244.76
Invoice Number	Description	Invoice Date	Invoice Amount	Account	Amount
N941849	Food Service Jackets	08/19/2025	244.76	10 E 002 2560 4110 00 000000 0000	244.76
CORE ACADEMY,					1,323.90
Invoice Number	Description	Invoice Date	Invoice Amount	Account	Amount
SESINV-051186	August Tuition	08/07/2025	1,323.90	10 E 001 1912 6700 00 000000 0000	1,323.90
COUNTRY DONUTS,					29.46
Invoice Number	Description	Invoice Date	Invoice Amount	Account	Amount
Sep 29	September Coyote of the Month Breakfast	09/29/2025	29.46	10 E 008 2410 4100 00 000000 0000	29.46
COVINGTON, ELIZABETH					230.00
Invoice Number	Description	Invoice Date	Invoice Amount	Account	Amount
Aug 25	NASP Membership Reimbursement	08/25/2025	230.00	10 E 001 2140 6400 00 000000 0000	230.00
CPI,					3,514.92
Invoice Number	Description	Invoice Date	Invoice Amount	Account	Amount
NAIN-171953	Nonviolent Crisis Intervention Training	07/02/2025	3,514.92	10 E 001 2210 3100 00 462000 0000	3,514.92
CURRICULUM ASSOCIATES LLC,					30,186.48
Invoice Number	Description	Invoice Date	Invoice Amount	Account	Amount
90906004	Student Books for iReady BOY	07/31/2025	29,515.60	10 E 004 1100 4200 00 000000 0000	11,806.24
				10 E 005 1100 4200 00 000000 0000	2,951.56
				10 E 008 1100 4200 00 000000 0000	2,951.56
				10 E 010 1100 4200 00 000000 0000	11,806.24
90914318	Additional 4th Grade Teacher Kit	08/25/2025	670.88	10 E 010 1100 4200 00 000000 0000	670.88
D&H ENERGY MANAGEMENT COMPANY LLC,					9,268.00
Invoice Number	Description	Invoice Date	Invoice Amount	Account	Amount
64344	Mobile Classroom Annex CT	08/18/2025	9,268.00	20 E 010 2540 5400 00 000000 0000	9,268.00

## Bills Payable-Central 301

Vendor Name					Check Amount
DAILY HERALD, PADDOCK PUBLICA,					430.00
Invoice Number	Description	Invoice Date	Invoice Amount	Account	Amount
812712 08-25	Annual Subscription 8.14.25 - 8.13.26	08/14/2025	430.00		
				<i>10 E 001 2630 4100 00 000000 0000</i>	430.00
DEMCO,					85.38
Invoice Number	Description	Invoice Date	Invoice Amount	Account	Amount
7686267	Hanging Bags	08/22/2025	85.38		
				<i>10 E 010 2410 4100 00 000000 0000</i>	85.38
DNM SEALCOATING INC,					14,267.00
Invoice Number	Description	Invoice Date	Invoice Amount	Account	Amount
22380	Sealcoating CHS	08/07/2025	14,267.00		
				<i>20 E 001 2540 3230 00 000000 0000</i>	14,267.00
DOUBLE R BBQ,					852.85
Invoice Number	Description	Invoice Date	Invoice Amount	Account	Amount
10142	Staff Luncheon 8/18/25	08/18/2025	852.85		
				<i>10 E 011 2410 4900 00 000000 0000</i>	852.85
DUNDEE-CROWN HIGH SCHOOL,					350.00
Invoice Number	Description	Invoice Date	Invoice Amount	Account	Amount
Sep 20	CHS Boys Golf Invite 9/20/25	09/20/2025	350.00		
				<i>10 E 002 1500 6400 00 000000 0000</i>	350.00
EBSCO,					125.00
Invoice Number	Description	Invoice Date	Invoice Amount	Account	Amount
1780767	Annual Library Membership	09/03/2025	125.00		
				<i>10 E 005 2220 3100 00 000000 0000</i>	125.00
ECCEZION, LTD,					21,000.00
Invoice Number	Description	Invoice Date	Invoice Amount	Account	Amount
481388	June 30 2025 Audit Examination	08/22/2025	21,000.00		
				<i>10 E 001 2310 3170 00 000000 0000</i>	21,000.00
ECOWATER/DEKALB BOTTLED WATER,					22.77
Invoice Number	Description	Invoice Date	Invoice Amount	Account	Amount
10025 08-25	CHS Athletics Office Water	08/02/2025	22.77		
				<i>10 E 002 1500 4900 00 000000 0000</i>	22.77

## Bills Payable-Central 301

Vendor Name					Check Amount
EDMENTUM,					1,800.00
Invoice Number	Description	Invoice Date	Invoice Amount	Account	Amount
INV32637244	EdOptions Overages	07/31/2025	1,800.00		
				<i>10 E 001 2212 3190 00 000000 0000</i>	1,800.00
EDVOTEK, INC,					138.99
Invoice Number	Description	Invoice Date	Invoice Amount	Account	Amount
271911	Biomed Supplies	08/14/2025	138.99		
				<i>10 E 002 1400 4110 01 000000 0000</i>	138.99
ELAN CORPORATE PAYMENT SYSTEMS,					14,365.72
Invoice Number	Description	Invoice Date	Invoice Amount	Account	Amount
5013 09-25	Athletics, Accounts Payable, Activity Expenses	09/05/2025	14,365.72		
				<i>10 R 000 1999 0000 00 000000 0000</i>	8,078.16
				<i>10 E 001 2210 3100 00 462000 0000</i>	400.00
				<i>10 E 001 2212 4100 00 000000 0000</i>	1,352.51
				<i>10 E 001 2310 4100 00 000000 0000</i>	209.83
				<i>10 E 001 2310 6400 00 000000 0000</i>	1,249.00
				<i>10 E 001 2630 4100 00 000000 0000</i>	34.00
				<i>10 E 002 1500 3190 00 000000 0000</i>	1,550.00
				<i>10 E 002 1500 4900 00 000000 0000</i>	191.93
				<i>10 E 002 2410 4100 00 000000 0000</i>	443.27
				<i>40 E 001 2550 4100 00 000000 0000</i>	601.52
				<i>40 E 001 2550 6400 00 000000 0000</i>	255.50
ELGIN COMMUNITY COLLEGE,					949.90
Invoice Number	Description	Invoice Date	Invoice Amount	Account	Amount
10574066	Books for Dual Enrollment Nursing Program	08/27/2025	949.90		
				<i>10 E 002 1100 4200 00 000000 0000</i>	949.90
ELGIN DOT SAFETY LANE LLC,					220.00
Invoice Number	Description	Invoice Date	Invoice Amount	Account	Amount
187	Safety Lane	08/15/2025	220.00		
				<i>40 E 001 2550 6400 00 000000 0000</i>	220.00
ELGIN KEY & LOCK CO INC,					895.57
Invoice Number	Description	Invoice Date	Invoice Amount	Account	Amount
251243	Maintenance Supplies	08/05/2025	512.00		
				<i>20 E 001 2540 4110 00 000000 0000</i>	512.00

## Bills Payable-Central 301

Vendor Name					Check Amount
ELGIN KEY & LOCK CO INC,					895.57
Invoice Number	Description	Invoice Date	Invoice Amount	Account	Amount
251298	Maintenance Supplies	08/13/2025	14.20		
				<i>20 E 001 2540 4110 00 000000 0000</i>	14.20
251340	Maintenance Supplies	08/19/2025	369.37		
				<i>20 E 001 2540 4110 00 000000 0000</i>	369.37
ENGIE POWER & GAS LLC,					4,957.50
Invoice Number	Description	Invoice Date	Invoice Amount	Account	Amount
SIN8155471	Gas Service CMS	08/21/2025	674.92		
				<i>20 E 003 2540 4650 00 000000 0000</i>	674.92
SIN8155525	Gas Service DO	08/21/2025	25.32		
				<i>20 E 001 2540 4650 00 000000 0000</i>	25.32
SIN8155633	Gas Service PV	08/21/2025	538.35		
				<i>20 E 008 2540 4650 00 000000 0000</i>	538.35
SIN8155844	Gas Service PKMS	08/21/2025	1,103.79		
				<i>20 E 011 2540 4650 00 000000 0000</i>	1,103.79
SIN8155864	Gas Service CHS	08/21/2025	1,846.64		
				<i>20 E 002 2540 4650 00 000000 0000</i>	1,846.64
SIN8155976	Gas Service CT	08/21/2025	467.55		
				<i>20 E 010 2540 4650 00 000000 0000</i>	467.55
SIN8156096	Gas Service LL	08/21/2025	42.41		
				<i>20 E 005 2540 4650 00 000000 0000</i>	42.41
SIN8156199	Gas Service HBT	08/21/2025	258.52		
				<i>20 E 004 2540 4650 00 000000 0000</i>	258.52
ENGLE, GRAYDON					339.93
Invoice Number	Description	Invoice Date	Invoice Amount	Account	Amount
Jul 29	Reimbursement for Admin Retreat and Office Supplies	07/29/2025	339.93		
				<i>10 E 001 2520 4100 00 000000 0000</i>	339.93
ENTEC SERVICES INC,					627.05
Invoice Number	Description	Invoice Date	Invoice Amount	Account	Amount
SIN060470	Repaired Tripped Safety Circuit CHS	08/20/2025	627.05		
				<i>20 E 001 2540 3230 00 000000 0000</i>	627.05

## Bills Payable-Central 301

Vendor Name					Check Amount
EPS OPERATIONS, LLC,					573.56
Invoice Number	Description	Invoice Date	Invoice Amount	Account	Amount
INV900052520	Student Workbooks	06/05/2025	573.56	10 E 004 1110 4200 00 000000 0000	573.56
EVERWAY LLC,					3,447.93
Invoice Number	Description	Invoice Date	Invoice Amount	Account	Amount
262532N	Everway ULS, NWS, L3S Online Subscription Renewals	08/26/2025	3,447.93	10 E 001 1200 3140 00 462000 0000	3,447.93
FEECE OIL COMPANY,					4,225.26
Invoice Number	Description	Invoice Date	Invoice Amount	Account	Amount
4195649	Fuel	08/05/2025	2,138.44	40 E 001 2550 4640 00 000000 0000	2,138.44
4195657	Fuel	08/05/2025	2,086.82	40 E 001 2550 4640 00 000000 0000	2,086.82
FIRST SECURITY SYSTEMS, INC,					0.00
Invoice Number	Description	Invoice Date	Invoice Amount	Account	Amount
3403153R	Reclass Intercom Installation CT Mobile	07/16/2025	0.00	20 E 001 2540 5400 00 000000 0000	-4,800.00
				20 E 010 2540 5400 00 000000 0000	4,800.00
FIRST SECURITY SYSTEMS, INC,					6,500.00
Invoice Number	Description	Invoice Date	Invoice Amount	Account	Amount
3403174	Intercom Installation CT Mobiles	07/30/2025	6,500.00	20 E 010 2540 5400 00 000000 0000	6,500.00
FOLLETT CONTENT SOLUTIONS LLC,					5,549.49
Invoice Number	Description	Invoice Date	Invoice Amount	Account	Amount
518878F	FY25 Library Book Order	03/05/2025	133.17	10 E 008 2220 4300 00 000000 0000	133.17
585239F	FY25 Library Books	06/13/2025	460.43	10 E 008 1110 4900 00 000000 0000	460.43
590371	FY25 Library Grant Books	06/13/2025	441.02	10 E 010 2220 4300 00 399900 0000	441.02
590371A	FY25 Library Grant Books	07/23/2025	122.99	10 E 010 2220 4300 00 399900 0000	122.99

## Bills Payable-Central 301

Vendor Name					Check Amount
FOLLETT CONTENT SOLUTIONS LLC,					5,549.49
Invoice Number	Description	Invoice Date	Invoice Amount	Account	Amount
590371F	FY25 Library Grant Books	08/12/2025	21.98		
				10 E 010 2220 4300 00 399900 0000	21.98
590669	Library Birthday Book Club	06/09/2025	505.21		
				10 E 004 1110 4900 00 000000 0000	505.21
590669F	Library Birthday Book Club	07/25/2025	194.51		
				10 E 004 1110 4900 00 000000 0000	194.51
608733	Novels	08/22/2025	2,430.00		
				10 E 002 1130 4200 00 000000 0000	2,430.00
608733A	Novels	08/28/2025	775.10		
				10 E 002 1130 4200 00 000000 0000	775.10
616220	Books	09/04/2025	465.08		
				10 E 011 2220 4300 00 000000 0000	465.08
FORTE,					26,196.00
Invoice Number	Description	Invoice Date	Invoice Amount	Account	Amount
89071520	Projector, Microphone, Workstation and Power Bodypack	06/27/2025	3,923.00		
				10 E 005 2410 4100 00 000000 0000	444.00
				10 E 005 2410 7100 00 000000 0000	3,479.00
89072611	Projector, Media Workstation, Microphone	06/30/2025	1,874.00		
				10 E 005 2410 4100 00 000000 0000	684.00
				10 E 005 2410 7100 00 000000 0000	1,190.00
89082759	Incubator Lab and New Classroom Equipment	07/31/2025	11,529.00		
				10 E 001 2660 4100 00 000000 0000	8,429.00
				10 E 001 2660 7100 00 000000 0000	3,100.00
89085751	Incubator Lab and New Classroom Equipment	08/13/2025	8,870.00		
				10 E 001 2660 7100 00 000000 0000	8,870.00
FOX TECH TRANSITION PROGRAM,					3,263.55
Invoice Number	Description	Invoice Date	Invoice Amount	Account	Amount
SESINV-051314	August Tuition	08/07/2025	3,263.55		
				10 E 001 1912 6700 00 000000 0000	3,263.55
FOX VALLEY FIRE & SAFETY CO,					6,141.20
Invoice Number	Description	Invoice Date	Invoice Amount	Account	Amount
IN00793348	Annual BluePoint Alert Test CMS	08/05/2025	857.20		
				20 E 001 2540 3100 00 000000 0000	857.20

## Bills Payable-Central 301

Vendor Name					Check Amount
FOX VALLEY FIRE & SAFETY CO,					6,141.20
Invoice Number	Description	Invoice Date	Invoice Amount	Account	Amount
IN00793351	Annual BluePoint Alert Test CHS	08/05/2025	959.60		
				<i>20 E 001 2540 3100 00 000000 0000</i>	959.60
IN00793352	Annual BluePoint Alert Test HBT	08/05/2025	626.40		
				<i>20 E 001 2540 3100 00 000000 0000</i>	626.40
IN00793354	Annual BluePoint Alert Test CT	08/05/2025	656.40		
				<i>20 E 001 2540 3100 00 000000 0000</i>	656.40
IN00793356	Annual BluePoint Alert Test PV	08/05/2025	624.00		
				<i>20 E 001 2540 3100 00 000000 0000</i>	624.00
IN00793359	Annual BluePoint Alert Test LL	08/05/2025	573.30		
				<i>20 E 001 2540 3100 00 000000 0000</i>	573.30
IN00793362	Annual BluePoint Alert Test DO	08/05/2025	536.90		
				<i>20 E 001 2540 3100 00 000000 0000</i>	536.90
IN00793367	Annual BluePoint Alert Test PKMS	08/05/2025	605.40		
				<i>20 E 001 2540 3100 00 000000 0000</i>	605.40
IN00793369	Annual BluePoint Alert Test Bus Garage	08/05/2025	702.00		
				<i>20 E 001 2540 3100 00 000000 0000</i>	702.00
FREUND SERVICE COMPANY,					1,566.00
Invoice Number	Description	Invoice Date	Invoice Amount	Account	Amount
21377	Lunch Table Repairs CMS	07/24/2025	950.00		
				<i>20 E 001 2540 3230 00 000000 0000</i>	950.00
21378	Lunch Table Repairs PV	07/24/2025	616.00		
				<i>20 E 001 2540 3230 00 000000 0000</i>	616.00
FURMAN, MATTHEW					58.43
Invoice Number	Description	Invoice Date	Invoice Amount	Account	Amount
Uniform FY26	2025-2026 Uniform Reimbursement	08/17/2025	58.43		
				<i>20 E 002 2540 4110 00 000000 0000</i>	58.43
GBC DOCUMENT FINISHING, ACCO BRANDS,					2,223.26
Invoice Number	Description	Invoice Date	Invoice Amount	Account	Amount
4730734534	Lamination Film	08/20/2025	1,111.63		
				<i>10 E 008 1110 4100 00 000000 0000</i>	1,111.63
4730734536	Lamination Film	08/20/2025	1,111.63		
				<i>10 E 008 1110 4100 00 000000 0000</i>	1,111.63

## Bills Payable-Central 301

Vendor Name					Check Amount
GECAN, MICHAEL					450.00
Invoice Number	Description	Invoice Date	Invoice Amount	Account	Amount
Tuition 06-25	Tuition Reimbursement EDU 6610	08/18/2025	450.00	10 E 002 1130 2300 00 000000 0000	450.00
GENSERVE, LLC,					1,065.90
Invoice Number	Description	Invoice Date	Invoice Amount	Account	Amount
543996-IN	Generator Maintenance BG&T Building	08/08/2025	1,065.90	20 E 001 2540 3100 00 000000 0000	1,065.90
GERHARZ, ANDRA					69.51
Invoice Number	Description	Invoice Date	Invoice Amount	Account	Amount
Aug 2025	August Mileage Reimbursement	09/02/2025	69.51	10 E 001 2212 3320 00 000000 0000	69.51
GIBBS, ANDREW					84.53
Invoice Number	Description	Invoice Date	Invoice Amount	Account	Amount
Aug 14	Reimburse for New Staff Mentor Lunch 8/14/25	08/14/2025	84.53	10 E 005 2410 4100 00 000000 0000	84.53
GOPHER SPORT,					4,173.54
Invoice Number	Description	Invoice Date	Invoice Amount	Account	Amount
IN460604	UPT Equipment Rubber Ball Packs	08/06/2025	375.06	10 E 004 1110 4100 00 000000 0000	375.06
IN463202	Gym Tumbling Mats	08/18/2025	3,139.56	10 E 008 1110 4100 00 000000 0000	3,139.56
IN464803	EC Classroom Mats	08/25/2025	658.92	10 E 008 1225 4100 00 000000 0000	658.92
GORDON FLESCH COMPANY INC,					17,794.40
Invoice Number	Description	Invoice Date	Invoice Amount	Account	Amount
I01032700	Copier Leases	06/26/2025	4,631.45	10 E 001 2410 3250 00 000000 0000	4,631.45
I01041012	Copier Leases	07/27/2025	4,631.45	10 E 001 2410 3250 00 000000 0000	4,631.45
IN15220042	Black and Color Copies	07/01/2025	5,315.71	10 E 001 2410 3250 00 000000 0000	5,315.71
IN15237407	Black and Color Copies	07/15/2025	436.70	10 E 001 2410 3250 00 000000 0000	436.70

## Bills Payable-Central 301

Vendor Name					Check Amount
GORDON FLESCH COMPANY INC,					17,794.40
Invoice Number	Description	Invoice Date	Invoice Amount	Account	Amount
IN15257291	Black and Color Copies	08/01/2025	1,081.39		
				<i>10 E 001 2410 3250 00 000000 0000</i>	1,081.39
IN15263838	Staples	08/06/2025	189.08		
				<i>10 E 002 2410 4100 00 000000 0000</i>	189.08
IN15263839	Staples	08/06/2025	631.54		
				<i>10 E 002 2410 4100 00 000000 0000</i>	631.54
IN15276375	Black and Color Copies	08/15/2025	484.53		
				<i>10 E 001 2410 3250 00 000000 0000</i>	484.53
IN15278872	Black and Color Copies	08/18/2025	170.99		
				<i>10 E 001 2410 3250 00 000000 0000</i>	170.99
IN15278873	Black and Color Copies	08/18/2025	221.56		
				<i>10 E 001 2410 3250 00 000000 0000</i>	221.56
GORDON FOOD SERVICE INC,					41,055.40
Invoice Number	Description	Invoice Date	Invoice Amount	Account	Amount
2002663318	Food Credit	08/19/2025	-23.03		
				<i>10 E 002 2560 4100 00 000000 0000</i>	-23.03
9025824174	Food	08/18/2025	1,427.60		
				<i>10 E 003 2560 4100 00 000000 0000</i>	1,427.60
9025824181	Supplies	08/18/2025	411.91		
				<i>10 E 003 2560 4900 00 000000 0000</i>	411.91
9025824183	Food, Supplies	08/18/2025	5,654.67		
				<i>10 E 002 2560 4100 00 000000 0000</i>	4,395.88
				<i>10 E 002 2560 4900 00 000000 0000</i>	1,258.79
9025824205	Food, Supplies	08/18/2025	3,244.50		
				<i>10 E 004 2560 4100 00 000000 0000</i>	2,223.04
				<i>10 E 004 2560 4900 00 000000 0000</i>	1,021.46
9025871782	Food	08/19/2025	3,038.20		
				<i>10 E 011 2560 4100 00 000000 0000</i>	3,038.20
9025871801	Food, Supplies	08/19/2025	1,329.71		
				<i>10 E 008 2560 4100 00 000000 0000</i>	1,160.44
				<i>10 E 008 2560 4900 00 000000 0000</i>	169.27
9025871831	Food, Supplies	08/19/2025	2,474.42		
				<i>10 E 010 2560 4100 00 000000 0000</i>	1,791.37

## Bills Payable-Central 301

Vendor Name					Check Amount
GORDON FOOD SERVICE INC,					41,055.40
Invoice Number	Description	Invoice Date	Invoice Amount	Account	Amount
				10 E 010 2560 4900 00 000000 0000	683.05
9025888190	Food	08/20/2025	1,379.24		
				10 E 003 2560 4100 00 000000 0000	1,379.24
9025888201	Supplies	08/20/2025	60.24		
				10 E 003 2560 4900 00 000000 0000	60.24
9026085688	Food, Supplies	08/25/2025	8,658.54		
				10 E 002 2560 4100 00 000000 0000	8,289.07
				10 E 002 2560 4900 00 000000 0000	369.47
9026085714	Food	08/25/2025	1,979.51		
				10 E 003 2560 4100 00 000000 0000	1,979.51
9026085718	Supplies	08/25/2025	169.78		
				10 E 003 2560 4900 00 000000 0000	169.78
9026135861	Food, Supplies	08/26/2025	1,482.37		
				10 E 008 2560 4100 00 000000 0000	1,246.20
				10 E 008 2560 4900 00 000000 0000	236.17
9026135883	Food, Supplies	08/26/2025	1,180.56		
				10 E 010 2560 4100 00 000000 0000	902.15
				10 E 010 2560 4900 00 000000 0000	278.41
9026135903	Food, Supplies	08/26/2025	4,764.25		
				10 E 011 2560 4100 00 000000 0000	4,076.31
				10 E 011 2560 4900 00 000000 0000	687.94
9026156036	Food	08/27/2025	1,950.86		
				10 E 002 2560 4100 00 000000 0000	1,950.86
9026387936	Food, Supplies	09/02/2025	1,872.07		
				10 E 010 2560 4100 00 000000 0000	1,649.44
				10 E 010 2560 4900 00 000000 0000	222.63
GRAINGER,					2,934.62
Invoice Number	Description	Invoice Date	Invoice Amount	Account	Amount
9595656092	Maintenance Supplies	08/04/2025	379.00		
				20 E 001 2540 4110 00 000000 0000	379.00
9595705832	Maintenance Supplies	08/04/2025	494.02		
				20 E 001 2540 4110 00 000000 0000	494.02

## Bills Payable-Central 301

Vendor Name					Check Amount
GRAINGER,					2,934.62
Invoice Number	Description	Invoice Date	Invoice Amount	Account	Amount
9601203186	Maintenance Supplies	08/08/2025	5.82		
				20 E 001 2540 4110 00 000000 0000	5.82
9602415565	Maintenance Supplies	08/11/2025	549.74		
				20 E 001 2540 7100 00 000000 0000	549.74
9611235681	Maintenance Supplies	08/18/2025	1,491.72		
				20 E 001 2540 4110 00 000000 0000	1,491.72
9614091693	Maintenance Supplies	08/20/2025	14.32		
				20 E 001 2540 4110 00 000000 0000	14.32
GRAY, COURTNEY					900.00
Invoice Number	Description	Invoice Date	Invoice Amount	Account	Amount
Tuition 08-25	Tuition Reimbursement EDU 6221, 6061	08/25/2025	900.00		
				10 E 005 1110 2300 00 000000 0000	900.00
GREEN CLOSET CREATIVE,					300.00
Invoice Number	Description	Invoice Date	Invoice Amount	Account	Amount
3006	Website Monthly Management	08/01/2025	300.00		
				10 E 001 2660 3190 00 000000 0000	300.00
GREENLEE, RYAN					104.31
Invoice Number	Description	Invoice Date	Invoice Amount	Account	Amount
Aug 2025	August Mileage Reimbursement	09/02/2025	60.68		
				10 E 001 2660 3320 00 000000 0000	60.68
Jul 2025	July Mileage Reimbursement	08/04/2025	43.63		
				10 E 001 2660 3320 00 000000 0000	43.63
GROOT INC, WASTE MGMT CO,					3,479.71
Invoice Number	Description	Invoice Date	Invoice Amount	Account	Amount
14866064T107	July Refuse & Recycle	08/01/2025	3,479.71		
				20 E 001 2540 3210 00 000000 0000	3,479.71
HAMADEH, RANIA					47.23
Invoice Number	Description	Invoice Date	Invoice Amount	Account	Amount
Aug 14	Reimbursement for Mentor Lunch 8/14/25	08/14/2025	47.23		
				10 E 003 2410 4100 00 000000 0000	47.23

## Bills Payable-Central 301

Vendor Name					Check Amount
HAWLEY, JESSE					246.00
Invoice Number	Description	Invoice Date	Invoice Amount	Account	Amount
Aug 18	Reimbursement for Bus Driver Meeting Supplies	08/18/2025	127.50		
				<i>10 E 008 2410 4100 00 000000 0000</i>	127.50
Aug 27	Reimbursement for BOY Bus Driver Event Supplies	08/27/2025	118.50		
				<i>10 E 008 2410 4100 00 000000 0000</i>	118.50
HAYES, EVA					15.18
Invoice Number	Description	Invoice Date	Invoice Amount	Account	Amount
Uniform FY26	2025-2026 Uniform Reimbursement	08/14/2025	15.18		
				<i>10 E 010 2560 4110 00 000000 0000</i>	15.18
HEINIGER, ANDREA					7.65
Invoice Number	Description	Invoice Date	Invoice Amount	Account	Amount
Lunch Refund FY25a	Food Service Refund CMS	07/28/2025	7.65		
				<i>10 R 003 1611 0000 00 000000 0000</i>	7.65
HERSHEY'S ICE CREAM,					388.32
Invoice Number	Description	Invoice Date	Invoice Amount	Account	Amount
INVE0022132403	Ice Cream	08/22/2025	388.32		
				<i>10 E 002 2560 4100 00 000000 0000</i>	388.32
HINCKLEY SPRING WATER COMPANY,					345.34
Invoice Number	Description	Invoice Date	Invoice Amount	Account	Amount
14870571 082325	B&G Bottled Water	08/23/2025	264.81		
				<i>20 E 001 2540 3700 00 000000 0000</i>	264.81
2448865 081625	Water Filtration System	08/16/2025	80.53		
				<i>40 E 001 2550 3700 00 000000 0000</i>	80.53
HODGES LOIZZI EISENHAMMER RODICK AND KOH,					96,449.37
Invoice Number	Description	Invoice Date	Invoice Amount	Account	Amount
65524	April Legal Fees	04/30/2025	11,652.05		
				<i>80 E 001 2369 3180 00 000000 0000</i>	11,652.05
65926	May Legal Fees	05/31/2025	27,767.20		
				<i>80 E 001 2369 3180 00 000000 0000</i>	27,767.20
66202	June Legal Fees	06/30/2025	31,575.28		
				<i>80 E 001 2369 3180 00 000000 0000</i>	31,575.28
66458	July Legal Services	07/31/2025	25,454.84		
				<i>80 E 001 2369 3180 00 000000 0000</i>	25,454.84

## Bills Payable-Central 301

Vendor Name					Check Amount
HOME DEPOT PRO,					40,949.29
Invoice Number	Description	Invoice Date	Invoice Amount	Account	Amount
872953310	Brooms for Buses	07/08/2025	99.25		
				40 E 001 2550 4100 00 000000 0000	99.25
873192728	Credit for Brooms	07/09/2025	-89.26		
				40 E 001 2550 4100 00 000000 0000	-89.26
875083669	Custodial Supplies	07/22/2025	501.97		
				20 E 001 2540 4100 00 000000 0000	501.97
875671893	Custodial Supplies	07/24/2025	599.25		
				20 E 001 2540 4100 00 000000 0000	599.25
875671901	Custodial Supplies	07/24/2025	199.75		
				20 E 001 2540 4100 00 000000 0000	199.75
876322736	Custodial Supplies	07/29/2025	461.66		
				20 E 001 2540 4100 00 000000 0000	461.66
877203992	Custodial Supplies	08/04/2025	883.86		
				20 E 001 2540 4100 00 000000 0000	883.86
877204008	Custodial Supplies	08/04/2025	736.55		
				20 E 001 2540 4100 00 000000 0000	736.55
877392365	Custodial Supplies	08/05/2025	16.52		
				20 E 001 2540 4100 00 000000 0000	16.52
877392373	Custodial Supplies	08/05/2025	446.48		
				20 E 001 2540 4100 00 000000 0000	446.48
877922211	Custodial Supplies	08/07/2025	6,091.20		
				20 E 001 2540 4100 00 000000 0000	6,091.20
877922229	Custodial Supplies	08/07/2025	3,362.31		
				20 E 001 2540 4100 00 000000 0000	3,362.31
877922237	Custodial Supplies	08/07/2025	81.14		
				20 E 001 2540 4100 00 000000 0000	81.14
877922245	Custodial Supplies	08/07/2025	16.95		
				20 E 001 2540 4100 00 000000 0000	16.95
878140318	Custodial Supplies	08/08/2025	40.57		
				20 E 001 2540 4100 00 000000 0000	40.57
878140326	Custodial Supplies	08/08/2025	2,826.77		
				20 E 001 2540 4100 00 000000 0000	2,826.77

## Bills Payable-Central 301

Vendor Name					Check Amount
HOME DEPOT PRO,					40,949.29
Invoice Number	Description	Invoice Date	Invoice Amount	Account	Amount
878140334	Custodial Supplies	08/08/2025	2,173.62	20 E 001 2540 4100 00 000000 0000	2,173.62
878140342	Custodial Supplies	08/08/2025	2,841.81	20 E 001 2540 4100 00 000000 0000	2,841.81
878140359	Custodial Supplies	08/08/2025	11,864.36	20 E 001 2540 4100 00 000000 0000	11,864.36
878140367	Custodial Supplies	08/08/2025	1,272.85	20 E 001 2540 4100 00 000000 0000	1,272.85
878365436	Maintenance Supplies	08/11/2025	495.83	20 E 001 2540 4110 00 000000 0000	495.83
878365444	Custodial Supplies	08/11/2025	441.50	20 E 001 2540 4100 00 000000 0000	441.50
878594530	Custodial Supplies	08/12/2025	73.83	20 E 001 2540 4100 00 000000 0000	73.83
879052231	Custodial Supplies	08/14/2025	2,883.84	20 E 001 2540 4100 00 000000 0000	2,883.84
879261667	Custodial Supplies	08/15/2025	281.43	20 E 001 2540 4100 00 000000 0000	281.43
879261675	Custodial Supplies	08/15/2025	2,345.25	20 E 001 2540 4100 00 000000 0000	2,345.25
HOUGHTON MIFFLIN COMPANY,					30,630.74
Invoice Number	Description	Invoice Date	Invoice Amount	Account	Amount
956351611	Read 180 Code Collection	08/11/2025	1,113.89	10 E 001 2210 3100 00 462000 0000	1,113.89
956351612	Into Literature Workbooks	08/11/2025	603.22	10 E 001 2210 3100 00 462000 0000	603.22
956353407	Into Literature Student Editions	08/12/2025	72.48	10 E 001 2210 3100 00 462000 0000	72.48
956367438	Science Dimensions Physics Digital Licenses	08/22/2025	20,565.00	10 E 002 1100 4200 00 000000 0000	20,565.00
956369524	New LL 4th Grade Class Setup	08/25/2025	4,981.82	10 E 005 1110 4200 00 000000 0000	4,981.82

## Bills Payable-Central 301

Vendor Name					Check Amount
HOUGHTON MIFFLIN COMPANY,					30,630.74
Invoice Number	Description	Invoice Date	Invoice Amount	Account	Amount
956370450	Science Dimensions Physics Textbooks	08/26/2025	2,616.96		
				<i>10 E 002 1100 4200 00 000000 0000</i>	2,616.96
956371094	English 3D	08/26/2025	526.84		
				<i>10 E 001 1800 4100 00 000000 0000</i>	526.84
956375503	Read 180 Code Books	08/29/2025	150.53		
				<i>10 E 001 2210 3100 00 000000 0000</i>	150.53
ILLINOIS ASBO,					100.00
Invoice Number	Description	Invoice Date	Invoice Amount	Account	Amount
67164	Facilities Professional Membership Fee T. Buresh	04/01/2025	100.00		
				<i>20 E 001 2540 6400 00 000000 0000</i>	100.00
ILLINOIS MUNICIPAL RETIREMENT FUND,					7,434.81
Invoice Number	Description	Invoice Date	Invoice Amount	Account	Amount
3093599-P1H2	ACCELERATED PAYMENT -FERSTL	08/31/2025	7,434.81		
				<i>50 E 001 2550 2120 00 000000 0000</i>	7,434.81
ILLINOIS PRINCIPALS ASSOCIATION,					0.00
Invoice Number	Description	Invoice Date	Invoice Amount	Account	Amount
488171R	Reclass IPA and NASSP Membership Renewal D. Carpenter	08/07/2025	0.00		
				<i>10 E 002 2210 6400 00 000000 0000</i>	-692.00
				<i>10 E 002 2410 6400 00 000000 0000</i>	692.00
488174R	Reclass IPA Membership Renewal A. Meier	08/07/2025	0.00		
				<i>10 E 002 2210 6400 00 000000 0000</i>	-449.00
				<i>10 E 002 2410 6400 00 000000 0000</i>	449.00
488175R	Reclass IPA Membership Renewal E. Pereda	08/07/2025	0.00		
				<i>10 E 002 2210 6400 00 000000 0000</i>	-449.00
				<i>10 E 002 2410 6400 00 000000 0000</i>	449.00
ILLINOIS STATE BOARD OF EDUCATION,					1,321.00
Invoice Number	Description	Invoice Date	Invoice Amount	Account	Amount
31-045-3010-26 FY25	Refund FY25 Agriculture Grant Funds	08/04/2025	1,321.00		
				<i>10 E 002 1130 3100 00 323500 0000</i>	109.00
				<i>10 E 002 1130 4100 00 323500 0000</i>	1,212.00

## Bills Payable-Central 301

Vendor Name					Check Amount
INCIDENT IQ, LLC,					37,410.95
Invoice Number	Description	Invoice Date	Invoice Amount	Account	Amount
11031	iiQ Subscription 7/1/25 - 6/30/26	07/15/2025	37,410.95		
				<i>10 E 001 2660 3160 00 000000 0000</i>	37,410.95
INTERSTATE BILLING SERVICE,					299.97
Invoice Number	Description	Invoice Date	Invoice Amount	Account	Amount
3042841188	Bus Battery	08/14/2025	299.97		
				<i>40 E 001 2550 4100 00 000000 0000</i>	299.97
J & D ENTERPRISES SEATING AND SAFETY,					2,690.00
Invoice Number	Description	Invoice Date	Invoice Amount	Account	Amount
3081	Gym Overhead Equipment Repairs PKMS	08/21/2025	2,690.00		
				<i>20 E 001 2540 3230 00 000000 0000</i>	2,690.00
JOURNEYED.COM,					2,450.00
Invoice Number	Description	Invoice Date	Invoice Amount	Account	Amount
10570259	Student Adobe Site Licenses	08/08/2025	2,450.00		
				<i>10 E 002 1130 3190 00 000000 0000</i>	2,450.00
KAMP, SUSAN					57.75
Invoice Number	Description	Invoice Date	Invoice Amount	Account	Amount
Aug 17	Reimbursement for Bulletin Board Supplies	08/17/2025	57.75		
				<i>10 E 010 2560 4900 00 000000 0000</i>	57.75
KANE COUNTY REGIONAL OFFICE OF ED #31,					400.00
Invoice Number	Description	Invoice Date	Invoice Amount	Account	Amount
2002600019	AA#4050 Principals and Assistant Principals Evaluation Training K. Paulus	08/25/2025	400.00		
				<i>10 E 001 2212 6400 00 000000 0000</i>	400.00
KARAMITSOS, ALYSSA					450.00
Invoice Number	Description	Invoice Date	Invoice Amount	Account	Amount
Tuition 06-25	Tuition Reimbursement EDU 6610	08/18/2025	450.00		
				<i>10 E 002 1130 2300 00 000000 0000</i>	450.00
KECK, MARK					15.50
Invoice Number	Description	Invoice Date	Invoice Amount	Account	Amount
Lunch Refund FY25	Food Service Refund CHS	07/31/2025	15.50		
				<i>10 R 002 1611 0000 00 000000 0000</i>	15.50

## Bills Payable-Central 301

Vendor Name					Check Amount
KEELE, FILKA					9.94
Invoice Number	Description	Invoice Date	Invoice Amount	Account	Amount
Aug 2025	August Mileage Reimbursement	08/29/2025	9.94		
				<i>10 E 005 2140 3320 00 000000 0000</i>	9.94
KING, LAUREN					450.00
Invoice Number	Description	Invoice Date	Invoice Amount	Account	Amount
Tuition 06-25	Tuition Reimbursement EDU 6110	08/19/2025	450.00		
				<i>10 E 003 1120 2300 00 000000 0000</i>	450.00
KING, NICHOLAS					98.18
Invoice Number	Description	Invoice Date	Invoice Amount	Account	Amount
Aug 2025	August Mileage Reimbursement	09/02/2025	50.80		
				<i>10 E 001 2660 3320 00 000000 0000</i>	50.80
Jul 2025	July Mileage Reimbursement	08/05/2025	47.38		
				<i>10 E 001 2660 3320 00 000000 0000</i>	47.38
KOLKEBECK, THERESA					164.36
Invoice Number	Description	Invoice Date	Invoice Amount	Account	Amount
Aug 14	Reimburse for Staff Lunches	08/14/2025	164.36		
				<i>10 E 010 2410 4100 00 000000 0000</i>	164.36
KOVAL, MARTA					37.90
Invoice Number	Description	Invoice Date	Invoice Amount	Account	Amount
Lunch Refund FY25	Food Service Refund CHS	07/31/2025	37.90		
				<i>10 R 002 1611 0000 00 000000 0000</i>	37.90
LANGE, TRENT					12.60
Invoice Number	Description	Invoice Date	Invoice Amount	Account	Amount
Aug 2025	August Mileage Reimbursement	08/29/2025	12.60		
				<i>10 E 002 2150 3320 00 000000 0000</i>	6.30
				<i>10 E 005 2150 3320 00 000000 0000</i>	6.30
LANTER DISTRIBUTING LLC,					229.60
Invoice Number	Description	Invoice Date	Invoice Amount	Account	Amount
S282020	Food	08/21/2025	73.80		
				<i>10 E 011 2560 4100 00 000000 0000</i>	73.80
S282026	Food	08/21/2025	73.80		
				<i>10 E 003 2560 4100 00 000000 0000</i>	73.80

## Bills Payable-Central 301

Vendor Name					Check Amount
LANTER DISTRIBUTING LLC,					229.60
Invoice Number	Description	Invoice Date	Invoice Amount	Account	Amount
S282027	Food	08/21/2025	82.00		
				<i>10 E 002 2560 4100 00 000000 0000</i>	82.00
LARSON & DARBY GROUP,					0.00
Invoice Number	Description	Invoice Date	Invoice Amount	Account	Amount
45678R	Reclass Architect Services CT Mobile Classrooms	06/03/2025	0.00		
				<i>20 E 001 2540 3100 00 000000 0000</i>	-787.35
				<i>20 E 010 2540 5400 00 000000 0000</i>	787.35
45775R	Reclass Architect Services CT Mobile Classrooms	07/07/2025	0.00		
				<i>20 E 001 2540 3100 00 000000 0000</i>	-2,184.00
				<i>20 E 010 2540 5400 00 000000 0000</i>	2,184.00
LARSON & DARBY GROUP,					11,251.33
Invoice Number	Description	Invoice Date	Invoice Amount	Account	Amount
45879	Architect Services CT Mobile Classrooms	08/05/2025	6,273.45		
				<i>20 E 010 2540 5400 00 000000 0000</i>	6,273.45
45880	Architect Services HBT Roof Replacement	08/05/2025	4,977.88		
				<i>20 E 004 2540 5400 00 000000 0000</i>	4,977.88
LEARNING TECHNOLOGY CENTER,					280.00
Invoice Number	Description	Invoice Date	Invoice Amount	Account	Amount
LTC7640-AR	IETC 2025 Conference E. Snyder	08/06/2025	280.00		
				<i>10 E 002 2212 6400 00 000000 0000</i>	280.00
LEARNWELL,					100.00
Invoice Number	Description	Invoice Date	Invoice Amount	Account	Amount
INV263855	August Tutoring	08/22/2025	100.00		
				<i>10 E 001 1200 3140 00 462000 0000</i>	100.00
LEITNER, BRAD					90.40
Invoice Number	Description	Invoice Date	Invoice Amount	Account	Amount
Aug 2025	August Mileage Reimbursement	09/02/2025	71.15		
				<i>10 E 001 2660 3320 00 000000 0000</i>	71.15
Jul 2025	July Mileage Reimbursement	08/01/2025	19.25		
				<i>10 E 001 2660 3320 00 000000 0000</i>	19.25

## Bills Payable-Central 301

Vendor Name					Check Amount
LESSONPIX INC,					51.31
Invoice Number	Description	Invoice Date	Invoice Amount	Account	Amount
14110	Subscription for 6 Additional Users through 12/7/25	08/29/2025	51.31	10 E 001 1200 4100 00 462000 0000	51.31
LIBRARY FURNITURE INTERNATIONAL,					8,127.50
Invoice Number	Description	Invoice Date	Invoice Amount	Account	Amount
2025-130	Bookshelves for Library	06/30/2025	8,127.50	10 E 005 2410 7100 00 000000 0000	8,127.50
MAAS, JANICE					615.03
Invoice Number	Description	Invoice Date	Invoice Amount	Account	Amount
Aug 19	Reimburse for Staff Luncheon 8/19/25	08/19/2025	615.03	10 E 011 2410 4900 00 000000 0000	615.03
MADDALI, VENKATA					15.00
Invoice Number	Description	Invoice Date	Invoice Amount	Account	Amount
Aug 7	Refund of Elevator Key Deposit	08/07/2025	15.00	10 R 002 1720 0000 00 000000 0000	15.00
MADONIA, ALAINA					450.00
Invoice Number	Description	Invoice Date	Invoice Amount	Account	Amount
Tuition 06-25	Tuition Reimbursement EDU 6556	08/17/2025	450.00	10 E 004 1110 2300 00 000000 0000	450.00
MADZY, MEGAN					450.00
Invoice Number	Description	Invoice Date	Invoice Amount	Account	Amount
Tuition 06-25	Tuition Reimbursement EDU 6110	08/22/2025	450.00	10 E 008 1110 2300 00 000000 0000	450.00
MARLOVITS, MICHELLE					56.70
Invoice Number	Description	Invoice Date	Invoice Amount	Account	Amount
Aug 2025	August Mileage Reimbursement	09/03/2025	56.70	10 E 001 1205 3320 00 000000 0000	56.70
MCCARTHY, MATTHEW					58.45
Invoice Number	Description	Invoice Date	Invoice Amount	Account	Amount
Aug 2025	August Mileage Reimbursement	09/03/2025	58.45	10 E 001 2660 3320 00 000000 0000	58.45

## Bills Payable-Central 301

Vendor Name					Check Amount
MCCORMICK'S GROUP, LLC,					3,320.05
Invoice Number	Description	Invoice Date	Invoice Amount	Account	Amount
472054	CHS Marching Tops	08/19/2025	3,320.05	10 E 002 1500 4110 00 000000 0000	3,320.05
MCCOY-PEPIOT, KATHLEEN					67.10
Invoice Number	Description	Invoice Date	Invoice Amount	Account	Amount
Aug 18	Reimbursement for Meet and Greet Supplies	08/18/2025	67.10	10 E 003 2410 4100 00 000000 0000	67.10
MCGINTY BROS. INC,					14,570.00
Invoice Number	Description	Invoice Date	Invoice Amount	Account	Amount
270795	Grounds Supplies	08/12/2025	3,596.00	20 E 001 2540 4120 00 000000 0000	3,596.00
270797	Grounds Supplies	08/12/2025	4,836.00	20 E 001 2540 4120 00 000000 0000	4,836.00
270798	Grounds Supplies	08/12/2025	2,232.00	20 E 001 2540 4120 00 000000 0000	2,232.00
270799	Grounds Supplies	08/12/2025	3,906.00	20 E 001 2540 4120 00 000000 0000	3,906.00
MCGRAW HILL SCHOOL EDUCATION HOLDINGS,					7,259.85
Invoice Number	Description	Invoice Date	Invoice Amount	Account	Amount
136916026001	SPED Student Math Workbooks	06/09/2025	1,566.78	10 E 004 1110 4200 00 000000 0000	1,566.78
137024104001	SPED Resource Book	06/19/2025	70.44	10 E 008 1110 4200 00 000000 0000	70.44
137417529001	Dual Credit Spanish Textbooks	08/14/2025	3,096.86	10 E 002 1130 4200 00 000000 0000	3,096.86
137423499001	Number Worlds Licenses	08/08/2025	2,494.56	10 E 001 1200 4100 00 462000 0000	2,494.56
137446605001	Resource Workbooks	08/14/2025	31.21	10 E 005 1110 4200 00 000000 0000	31.21
MCMASTER-CARR SUPPLY CO,					537.06
Invoice Number	Description	Invoice Date	Invoice Amount	Account	Amount
49608211	Maintenance Supplies	07/30/2025	537.06	20 E 001 2540 4110 00 000000 0000	537.06

## Bills Payable-Central 301

Vendor Name					Check Amount
MENARDS, ELGIN					3,591.03
Invoice Number	Description	Invoice Date	Invoice Amount	Account	Amount
10022	Maintenance Supplies	08/20/2025	134.99		
				<i>20 E 001 2540 4110 00 000000 0000</i>	134.99
10096	Maintenance Supplies	08/21/2025	69.39		
				<i>20 E 001 2540 4110 00 000000 0000</i>	69.39
10107	Shop Supplies	08/21/2025	60.45		
				<i>40 E 001 2550 4100 00 000000 0000</i>	60.45
10177	Maintenance Supplies	08/22/2025	249.08		
				<i>20 E 001 2540 4110 00 000000 0000</i>	249.08
10180	Maintenance Supplies	08/22/2025	28.96		
				<i>20 E 001 2540 4110 00 000000 0000</i>	28.96
10458	Maintenance Supplies	08/26/2025	747.65		
				<i>20 E 001 2540 4110 00 000000 0000</i>	747.65
10512	Shop Supplies	08/27/2025	85.87		
				<i>40 E 001 2550 4100 00 000000 0000</i>	85.87
7770	Maintenance Supplies	07/18/2025	115.91		
				<i>20 E 001 2540 4110 00 000000 0000</i>	115.91
8981	Maintenance Supplies	08/05/2025	383.10		
				<i>20 E 001 2540 4110 00 000000 0000</i>	383.10
9143	Maintenance Supplies	08/07/2025	185.11		
				<i>20 E 001 2540 4110 00 000000 0000</i>	185.11
9400	Maintenance Supplies	08/11/2025	1,008.45		
				<i>20 E 001 2540 4110 00 000000 0000</i>	1,008.45
9546	Maintenance Supplies	08/13/2025	291.65		
				<i>20 E 001 2540 4110 00 000000 0000</i>	291.65
9563	Windshield Wash & Drill Bits	08/13/2025	56.98		
				<i>40 E 001 2550 4100 00 000000 0000</i>	56.98
9759	Maintenance Supplies	08/16/2025	93.69		
				<i>20 E 001 2540 4110 00 000000 0000</i>	93.69
9963	Maintenance Supplies	08/19/2025	79.75		
				<i>20 E 001 2540 4110 00 000000 0000</i>	79.75

## Bills Payable-Central 301

Vendor Name					Check Amount
MENTA ACADEMY DEKALB,					2,777.76
Invoice Number	Description	Invoice Date	Invoice Amount	Account	Amount
SESINV-051556	August Monthly Tuition	08/29/2025	2,777.76	10 E 001 1912 6700 00 000000 0000	2,777.76
MICHELETTO, KATHRYN					190.23
Invoice Number	Description	Invoice Date	Invoice Amount	Account	Amount
Aug 2025	August Mileage and M/P Food Reimbursement	08/20/2025	190.23	10 E 001 2212 3320 00 000000 0000	63.84
				10 E 001 2212 4100 00 000000 0000	126.39
MID VALLEY SP ED COOPERATIVE,					98,809.00
Invoice Number	Description	Invoice Date	Invoice Amount	Account	Amount
FY25.20	FY25 ESY Tuition	06/09/2025	98,809.00	10 E 001 4220 6700 00 462000 0000	98,809.00
MPS,					4,861.72
Invoice Number	Description	Invoice Date	Invoice Amount	Account	Amount
68515626	Textbooks	08/13/2025	4,667.52	10 E 002 1130 4200 00 000000 0000	4,667.52
6872182X	Textbooks	08/18/2025	194.20	10 E 002 1130 4200 00 000000 0000	194.20
NATIONAL LIFT TRUCK,					2,058.85
Invoice Number	Description	Invoice Date	Invoice Amount	Account	Amount
IV250810062	Annual Lift Inspections	08/05/2025	323.73	20 E 001 2540 3100 00 000000 0000	323.73
IV250810064	Annual Lift Inspections	08/05/2025	274.62	20 E 001 2540 3100 00 000000 0000	274.62
IV250810319	Annual Lift Inspection	08/14/2025	1,460.50	20 E 001 2540 3100 00 000000 0000	1,460.50
NEWQUIST, MATTHEW					275.87
Invoice Number	Description	Invoice Date	Invoice Amount	Account	Amount
Aug 14	Reimburse for Welcome Back Supplies, Mentor/Protege Lunch	08/14/2025	275.87	10 E 011 2410 4900 00 000000 0000	275.87

## Bills Payable-Central 301

Vendor Name					Check Amount
NICOR GAS,					5,069.54
Invoice Number	Description	Invoice Date	Invoice Amount	Account	Amount
1617810005 07-25	Gas Service Transportation	07/29/2025	163.50	40 E 001 2550 4650 00 000000 0000	163.50
25108036754 07-25	Gas Service CT	08/01/2025	715.84	20 E 010 2540 4650 00 000000 0000	715.84
34854410007 08-25	Gas Service CMS	08/01/2025	548.14	20 E 003 2540 4650 00 000000 0000	548.14
50818310000 08-25	Gas Service CHS	08/01/2025	1,255.14	20 E 002 2540 4650 00 000000 0000	1,255.14
60695549521 08-25	Gas Service PKMS	08/01/2025	994.29	20 E 011 2540 4650 00 000000 0000	994.29
71598710003 08-25	Gas Service LL	08/01/2025	246.44	20 E 005 2540 4650 00 000000 0000	246.44
81115810004 08-25	Gas Service DO	08/01/2025	222.57	20 E 001 2540 4650 00 000000 0000	222.57
85998410006 08-25	Gas Service PV	08/01/2025	531.35	20 E 008 2540 4650 00 000000 0000	531.35
96617810005 08-25	Gas Service HBT	08/01/2025	392.27	20 E 004 2540 4650 00 000000 0000	392.27
NIHIP,					705,639.86
Invoice Number	Description	Invoice Date	Invoice Amount	Account	Amount
Sept 2025 Final	Medical Claims	09/09/2025	15,084.18	10 E 002 1130 2220 00 000000 0000	4,525.26
				10 E 003 1120 2220 00 000000 0000	1,055.89
				10 E 004 1110 2220 00 000000 0000	1,508.42
				10 E 005 1110 2220 00 000000 0000	905.05
				10 E 008 1110 2220 00 000000 0000	1,810.10
				10 E 010 1110 2220 00 000000 0000	1,659.26
				10 E 011 1120 2220 00 000000 0000	1,659.26
				20 E 001 2540 2220 00 000000 0000	1,810.10
				40 E 001 2550 2220 00 000000 0000	150.84

## Bills Payable-Central 301

Vendor Name					Check Amount
NOLAN, SARAH					499.11
Invoice Number	Description	Invoice Date	Invoice Amount	Account	Amount
Aug 16	Reimburse for Back to School Meeting Supplies	08/16/2025	66.31		
				10 E 001 2330 4100 00 000000 0000	66.31
Aug 2025	August Mileage Reimbursement	08/31/2025	37.80		
				10 E 001 2330 6400 00 000000 0000	37.80
Aug 23 2025	Reimbursement for IAASE Membership	08/23/2025	395.00		
				10 E 001 2330 6400 00 000000 0000	395.00
NORMOYLE, KATIE					62.63
Invoice Number	Description	Invoice Date	Invoice Amount	Account	Amount
Aug 2025	August Mileage Reimbursement	09/03/2025	62.63		
				10 E 001 2212 3320 00 000000 0000	62.63
NORTHWESTERN ILLINOIS ASSOCIATION,					0.00
Invoice Number	Description	Invoice Date	Invoice Amount	Account	Amount
260012R	Reclass FY26 Contractual Services Fees Q1	08/01/2025	0.00		
				10 E 001 4120 3190 00 000000 0000	-169,728.75
				10 E 001 4120 3190 00 462000 0000	169,728.75
NORTHWESTERN ILLINOIS ASSOCIATION,					1,945.49
Invoice Number	Description	Invoice Date	Invoice Amount	Account	Amount
250293	FY25 DHH ESY Program Tuition	06/30/2025	1,945.49		
				10 E 001 4220 6700 00 462000 0000	1,945.49
NORTHWESTERN MEDICINE,					907.00
Invoice Number	Description	Invoice Date	Invoice Amount	Account	Amount
16450273	OT For Student	08/15/2025	907.00		
				10 E 001 1200 3140 00 462000 0000	907.00
NOWICKI, KRISTEN					101.99
Invoice Number	Description	Invoice Date	Invoice Amount	Account	Amount
Aug 14	Reimburse for Back to School Meeting Supplies	08/14/2025	101.99		
				10 E 001 2330 4100 00 000000 0000	101.99
OFFICE DEPOT/ODP BUSINESS SOLUTIONS,					4,872.21
Invoice Number	Description	Invoice Date	Invoice Amount	Account	Amount
424654134001	Kitchen Supplies	07/01/2025	2,306.96		
				10 E 002 2560 4900 00 000000 0000	679.51
				10 E 003 2560 4900 00 000000 0000	807.29

## Bills Payable-Central 301

Vendor Name					Check Amount
OFFICE DEPOT/ODP BUSINESS SOLUTIONS,					4,872.21
Invoice Number	Description	Invoice Date	Invoice Amount	Account	Amount
				10 E 004 2560 4900 00 000000 0000	142.58
				10 E 005 2560 4900 00 000000 0000	55.20
				10 E 008 2560 4900 00 000000 0000	50.92
				10 E 010 2560 4900 00 000000 0000	84.34
				10 E 011 2560 4900 00 000000 0000	487.12
424661743001	Kitchen Supplies	07/03/2025	3.11		
				10 E 011 2560 4900 00 000000 0000	3.11
424661762001	Kitchen Supplies	07/01/2025	37.59		
				10 E 003 2560 4900 00 000000 0000	0.32
				10 E 004 2560 4900 00 000000 0000	12.80
				10 E 005 2560 4900 00 000000 0000	0.32
				10 E 011 2560 4900 00 000000 0000	24.15
424661765001	Kitchen Supplies	06/30/2025	181.55		
				10 E 002 2560 4900 00 000000 0000	181.55
427525827001	Kitchen Supplies	07/22/2025	35.21		
				10 E 002 2560 4900 00 000000 0000	12.92
				10 E 004 2560 4900 00 000000 0000	12.92
				10 E 011 2560 4900 00 000000 0000	9.37
430255842001	Kitchen Supplies	08/05/2025	59.80		
				10 E 002 2560 4900 00 000000 0000	29.90
				10 E 004 2560 4900 00 000000 0000	14.95
				10 E 005 2560 4900 00 000000 0000	14.95
430547772001	Library Supplies	07/09/2025	44.24		
				10 E 005 2220 4100 00 000000 0000	44.24
430548773001	Library Supplies	08/07/2025	29.69		
				10 E 005 2220 4100 00 000000 0000	29.69
430552118001	Classroom Supplies	07/09/2025	119.43		
				10 E 005 1110 4100 00 000000 0000	119.43
430555726001	Resource Supplies	07/09/2025	29.18		
				10 E 005 1205 4100 00 000000 0000	29.18
430555906001	Resource Supplies	07/09/2025	19.98		
				10 E 005 1205 4100 00 000000 0000	19.98

## Bills Payable-Central 301

Vendor Name					Check Amount
OFFICE DEPOT/ODP BUSINESS SOLUTIONS,					4,872.21
Invoice Number	Description	Invoice Date	Invoice Amount	Account	Amount
430556856001	4th Grade Classroom Supplies	07/09/2025	95.39		
				10 E 005 1110 4100 00 000000 0000	95.39
430557160001	4th Grade Classroom Supplies	07/09/2025	28.19		
				10 E 005 1110 4100 00 000000 0000	28.19
430558438001	3rd Grade Classroom Supplies	07/09/2025	18.32		
				10 E 005 1110 4100 00 000000 0000	18.32
430558720001	3rd Grade Classroom Supplies	07/08/2025	12.39		
				10 E 005 1110 4100 00 000000 0000	12.39
430558721001	3rd Grade Classroom Supplies	07/08/2025	31.99		
				10 E 005 1110 4100 00 000000 0000	31.99
430560770001	1st Grade Classroom Supplies	07/08/2025	22.39		
				10 E 005 1110 4100 00 000000 0000	22.39
430561122001	1st Grade Classroom Supplies	07/09/2025	53.51		
				10 E 005 1110 4100 00 000000 0000	53.51
430562342001	Classroom Supplies	07/09/2025	21.10		
				10 E 005 1110 4100 00 000000 0000	21.10
430562686001	Classroom Supplies	07/08/2025	12.38		
				10 E 005 1110 4100 00 000000 0000	12.38
430564343001	Classroom Supplies	07/08/2025	37.76		
				10 E 005 1110 4100 00 000000 0000	37.76
430564512001	Classroom Supplies	07/09/2025	41.84		
				10 E 005 1110 4100 00 000000 0000	41.84
430564512002	Classroom Supplies	07/11/2025	5.28		
				10 E 005 1110 4100 00 000000 0000	5.28
430564513001	Classroom Supplies	07/09/2025	36.08		
				10 E 005 1110 4100 00 000000 0000	36.08
433839984001	General Supplies	08/12/2025	1,331.79		
				10 E 004 1110 4100 00 000000 0000	1,049.64
				10 E 004 2410 4100 00 000000 0000	282.15
433872295001	General Supplies	08/13/2025	41.28		
				10 E 004 1110 4100 00 000000 0000	11.39
				10 E 004 2410 4100 00 000000 0000	29.89

## Bills Payable-Central 301

Vendor Name					Check Amount
OFFICE DEPOT/ODP BUSINESS SOLUTIONS,					4,872.21
Invoice Number	Description	Invoice Date	Invoice Amount	Account	Amount
433872320001	General Supplies	08/11/2025	56.74		
				10 E 004 2410 4100 00 000000 0000	56.74
433872323001	General Supplies	08/12/2025	159.04		
				10 E 004 1110 4100 00 000000 0000	136.90
				10 E 004 2410 4100 00 000000 0000	22.14
ORTIZ, CRUSITA					6.02
Invoice Number	Description	Invoice Date	Invoice Amount	Account	Amount
Sep 2025	September Mileage Reimbursement	09/03/2025	6.02		
				10 E 001 1205 3320 00 000000 0000	6.02
PACE ANALYTICAL SERVICES, LLC,					333.10
Invoice Number	Description	Invoice Date	Invoice Amount	Account	Amount
257224095	Water Sample Analysis CMS	08/22/2025	333.10		
				20 E 001 2540 3100 00 000000 0000	333.10
PADDOCK PUBLICATIONS, INC,					50.60
Invoice Number	Description	Invoice Date	Invoice Amount	Account	Amount
347109	Legal Ad for Budget Hearing	08/18/2025	50.60		
				10 E 001 2520 6400 00 000000 0000	50.60
PALCER, MATTHEW					45.00
Invoice Number	Description	Invoice Date	Invoice Amount	Account	Amount
Jul 21	Reimbursement for Diabetes Education Course	07/21/2025	45.00		
				10 E 003 2410 6400 00 000000 0000	45.00
PAROLA, SCOTT					11.25
Invoice Number	Description	Invoice Date	Invoice Amount	Account	Amount
Aug 20	Reimbursement for Staff Lounge Supplies	08/20/2025	11.25		
				10 E 003 2410 4100 00 000000 0000	11.25
PARRA, ROBERTO					260.97
Invoice Number	Description	Invoice Date	Invoice Amount	Account	Amount
Aug 2025	August Mileage Reimbursement	09/02/2025	142.42		
				10 E 001 2660 3320 00 000000 0000	142.42
Jul 2025	July Mileage Reimbursement	08/04/2025	118.55		
				10 E 001 2660 3320 00 000000 0000	118.55

## Bills Payable-Central 301

Vendor Name					Check Amount
PAULUS, KIMBERLY					26.39
Invoice Number	Description	Invoice Date	Invoice Amount	Account	Amount
Aug 13	Reimburse for Coffee for New Teacher Induction	08/13/2025	26.39		
				10 E 001 2212 4100 00 000000 0000	26.39
PEACOCK THERAPEUTIC SCHOOL LLC,					4,558.00
Invoice Number	Description	Invoice Date	Invoice Amount	Account	Amount
01BeMo08092025	Monthly Tuition	09/04/2025	4,558.00		
				10 E 001 1912 6700 00 000000 0000	4,558.00
PEARSON NCS,					5,181.05
Invoice Number	Description	Invoice Date	Invoice Amount	Account	Amount
175891	FY25 Additional Q-Interactive Psychologists License	08/26/2025	152.05		
				10 E 001 2230 3190 00 462000 0000	152.05
29456691	MS Office eTexts and Licenses	08/22/2025	6,954.00		
				10 E 002 1130 4100 00 322000 0000	1,655.00
				10 E 002 2230 4100 00 322000 0000	5,299.00
ACH Credit	Credit for ACH	02/28/2025	-1,925.00		
				10 E 001 1205 3100 00 000000 0000	-1,925.00
PEERBOOM, JASON					58.99
Invoice Number	Description	Invoice Date	Invoice Amount	Account	Amount
Uniform FY26a	2025-2026 Uniform Reimbursement	08/11/2025	58.99		
				20 E 002 2540 4110 00 000000 0000	58.99
PEERLESS NETWORK, INC.,					1,274.99
Invoice Number	Description	Invoice Date	Invoice Amount	Account	Amount
79162	Phones 7.15.25 - 8.14.25	07/15/2025	1,274.99		
				20 E 001 2540 3400 00 000000 0000	1,274.99
PEORIA HIGH SCHOOL,					275.00
Invoice Number	Description	Invoice Date	Invoice Amount	Account	Amount
Sep 13	CHS Boys and Girls Cross Country First to the Finish CC Invite, Contract Year 2 9/13/25	09/13/2025	275.00		
				10 E 002 1500 6400 00 000000 0000	275.00
PEPSI COLA GEN BOT INC,					2,895.91
Invoice Number	Description	Invoice Date	Invoice Amount	Account	Amount
20292001	Pepsi Products	08/26/2025	948.15		
				10 E 002 2560 4100 00 000000 0000	948.15

## Bills Payable-Central 301

Vendor Name					Check Amount
PEPSI COLA GEN BOT INC,					2,895.91
Invoice Number	Description	Invoice Date	Invoice Amount	Account	Amount
20292002	Pepsi Products	08/26/2025	720.40		
				<i>10 E 002 2560 4100 00 000000 0000</i>	720.40
34011001	Pepsi Products	08/19/2025	400.33		
				<i>10 E 002 2560 4100 00 000000 0000</i>	400.33
34011002	Pepsi Products	08/19/2025	414.23		
				<i>10 E 002 2560 4100 00 000000 0000</i>	414.23
52629010	Pop Machine Refill	08/12/2025	412.80		
				<i>10 E 008 2410 4900 00 000000 0000</i>	412.80
PERFORMANCE HEALTH SUPPLY LLC,					349.28
Invoice Number	Description	Invoice Date	Invoice Amount	Account	Amount
IN99023571	CHS Athletic Trainer Supplies	08/04/2025	53.78		
				<i>10 E 002 1500 4100 00 000000 0000</i>	53.78
IN99032760	CHS Athletic Trainer Supplies	08/06/2025	295.50		
				<i>10 E 002 1500 4100 00 000000 0000</i>	295.50
PFLUG, DAINA					53.20
Invoice Number	Description	Invoice Date	Invoice Amount	Account	Amount
Aug 2025	July-August Mileage Reimbursement	09/03/2025	53.20		
				<i>10 E 001 2510 3320 00 000000 0000</i>	53.20
PIEL, JONATHAN					300.00
Invoice Number	Description	Invoice Date	Invoice Amount	Account	Amount
Tuition 06-25	Tuition Reimbursement EDU 6556	08/13/2025	300.00		
				<i>10 E 011 1120 2300 00 000000 0000</i>	300.00
PIONEER MANUFACTURING CO/ATHLETICS,					103.66
Invoice Number	Description	Invoice Date	Invoice Amount	Account	Amount
INV-260681	Grounds Supplies	08/07/2025	103.66		
				<i>20 E 001 2540 4120 00 000000 0000</i>	103.66
PITNEY BOWES GLOBAL FINANCIAL SERVICES,					444.84
Invoice Number	Description	Invoice Date	Invoice Amount	Account	Amount
3107295849	Quarterly Billing 4.30.25 - 7.29.25	06/29/2025	444.84		
				<i>10 E 001 2410 3250 00 000000 0000</i>	444.84

## Bills Payable-Central 301

Vendor Name					Check Amount
PITNEY BOWES INC,					1,500.00
Invoice Number	Description	Invoice Date	Invoice Amount	Account	Amount
Postage 08-25	Aug postage added to meter	08/31/2025	1,500.00		
				<i>10 E 001 2520 3410 00 000000 0000</i>	1,500.00
PLANK ROAD PUBLISHING, INC,					130.45
Invoice Number	Description	Invoice Date	Invoice Amount	Account	Amount
26-002227	Music Curriculum	08/11/2025	130.45		
				<i>10 E 004 1110 4200 00 000000 0000</i>	130.45
PORTO, PAMELA					45.92
Invoice Number	Description	Invoice Date	Invoice Amount	Account	Amount
Aug 13	Postage Reimbursement	08/13/2025	10.77		
				<i>40 E 001 2550 4110 00 000000 0000</i>	10.77
Aug 19	Reimbursement for Driver Refreshments	08/19/2025	23.95		
				<i>40 E 001 2550 4900 00 000000 0000</i>	23.95
Aug 21	Reimbursement for Cards and Supplies	08/21/2025	11.20		
				<i>40 E 001 2550 4110 00 000000 0000</i>	11.20
PRAIRIE VIEW GRADE SCHOOL PTO,					228.69
Invoice Number	Description	Invoice Date	Invoice Amount	Account	Amount
37975132	Reimbursement for FY25 Field Day Trophies	04/18/2025	228.69		
				<i>10 E 008 1110 4100 00 000000 0000</i>	228.69
PRINT TRANSFORMATIONS,					785.40
Invoice Number	Description	Invoice Date	Invoice Amount	Account	Amount
36368	Hallway and Board Room Signage	08/08/2025	785.40		
				<i>10 E 001 2520 4100 00 000000 0000</i>	195.00
				<i>10 E 001 2520 7100 00 000000 0000</i>	590.40
PRIOLA, RACHEL					142.04
Invoice Number	Description	Invoice Date	Invoice Amount	Account	Amount
Aug 2025	Reimbursement for August Mileage and Consultant Lunch	09/03/2025	142.04		
				<i>10 E 001 2212 3320 00 000000 0000</i>	66.64
				<i>10 E 001 2212 4100 00 000000 0000</i>	75.40

## Bills Payable-Central 301

Vendor Name					Check Amount
PROJECT LEAD THE WAY, INC,					30,111.15
Invoice Number	Description	Invoice Date	Invoice Amount	Account	Amount
511522	Intro to Engineering Prof Dev Registration M. Doyle	08/14/2025	1,265.00		
				<i>10 E 001 2210 6400 00 000000 0000</i>	1,265.00
511523	Principles of Engineering Prof Dev Registration M. Doyle	08/14/2025	1,265.00		
				<i>10 E 001 2210 6400 00 000000 0000</i>	1,265.00
511619	Medical Intervention Supplies	08/15/2025	187.25		
				<i>10 E 002 1400 4110 01 000000 0000</i>	187.25
515081	Biomed Supplies	08/31/2025	12,824.95		
				<i>10 E 002 1400 4110 01 000000 0000</i>	5,624.95
				<i>10 E 002 1400 7100 00 000000 0000</i>	7,200.00
515453	Biomed Supplies	08/31/2025	14,568.95		
				<i>10 E 002 1400 4110 01 000000 0000</i>	14,568.95
RADI-LINK, INC,					1,520.00
Invoice Number	Description	Invoice Date	Invoice Amount	Account	Amount
110335	Radios	08/15/2025	1,520.00		
				<i>10 E 004 1110 7100 00 000000 0000</i>	1,520.00
RAIDY, ROBERT					206.79
Invoice Number	Description	Invoice Date	Invoice Amount	Account	Amount
Uniform FY26	2025-2026 Uniform Reimbursement	08/13/2025	206.79		
				<i>20 E 002 2540 4110 00 000000 0000</i>	206.79
RAY SCHRIEBER DISPOSAL CO,					430.00
Invoice Number	Description	Invoice Date	Invoice Amount	Account	Amount
948	Garbage Removal CT	08/22/2025	430.00		
				<i>20 E 001 2540 3210 00 000000 0000</i>	430.00
REAGAN, STACY					224.42
Invoice Number	Description	Invoice Date	Invoice Amount	Account	Amount
Aug 2025	August Mileage Reimbursement	09/02/2025	224.42		
				<i>10 E 001 2212 3320 00 000000 0000</i>	224.42
REALLY GOOD STUFF,					201.26
Invoice Number	Description	Invoice Date	Invoice Amount	Account	Amount
8867739	Classroom Supplies	05/21/2025	115.39		
				<i>10 E 008 1110 4100 00 000000 0000</i>	115.39

## Bills Payable-Central 301

Vendor Name					Check Amount
REALLY GOOD STUFF,					201.26
Invoice Number	Description	Invoice Date	Invoice Amount	Account	Amount
8970481	1st Grade Classroom Supplies	08/12/2025	41.94		
				10 E 005 1110 4100 00 000000 0000	41.94
8994658	Classroom Supplies	08/27/2025	43.93		
				10 E 010 1110 4100 00 000000 0000	43.93
REVTRAK,					13,244.66
Invoice Number	Description	Invoice Date	Invoice Amount	Account	Amount
Fees 08-25	Aug credit card fees	08/31/2025	13,244.66		
				10 E 001 2520 3100 00 000000 0000	13,244.66
RIFTON EQUIPMENT,					4,230.00
Invoice Number	Description	Invoice Date	Invoice Amount	Account	Amount
F3K86-1	Chair for SPED Student	08/15/2025	4,230.00		
				10 E 001 1200 7100 00 462000 0000	4,230.00
RIVERSIDE INSIGHTS,					187.50
Invoice Number	Description	Invoice Date	Invoice Amount	Account	Amount
INV252238	EasyCBM 1 Year Renewal	08/11/2025	187.50		
				10 E 003 1120 4100 00 000000 0000	187.50
ROCHESTER 100 INC,					2,539.70
Invoice Number	Description	Invoice Date	Invoice Amount	Account	Amount
INV105396	Student Folders	08/08/2025	2,209.70		
				10 E 004 1110 4100 00 000000 0000	2,209.70
INV106598	Student Folders	08/15/2025	330.00		
				10 E 004 1110 4100 00 000000 0000	330.00
ROUTE 47 TRANSPORTATION SERVICES, INC.,					4,725.00
Invoice Number	Description	Invoice Date	Invoice Amount	Account	Amount
Aug 2025	Private Transportation	08/31/2025	1,400.00		
				40 E 001 2550 3310 00 000000 0000	1,400.00
Aug 2025a	Private Transportation	08/31/2025	1,225.00		
				40 E 001 2550 3310 00 000000 0000	1,225.00
Aug 2025b	Private Transportation	08/31/2025	2,100.00		
				40 E 001 2550 3310 00 000000 0000	2,100.00

## Bills Payable-Central 301

Vendor Name					Check Amount
RT REPAIR,					2,996.08
Invoice Number	Description	Invoice Date	Invoice Amount	Account	Amount
19170	Grounds Vehicle Repairs	08/07/2025	522.10		
				<i>20 E 002 2540 3230 00 000000 0000</i>	522.10
19171	Grounds Vehicle Repairs	08/06/2025	535.85		
				<i>20 E 002 2540 3230 00 000000 0000</i>	535.85
19193	Grounds Vehicle Repair	08/20/2025	1,938.13		
				<i>20 E 002 2540 3230 00 000000 0000</i>	1,938.13
RUSSO POWER EQUIPMENT,					1,079.92
Invoice Number	Description	Invoice Date	Invoice Amount	Account	Amount
SPI21235726	Grounds Supplies	08/13/2025	1,079.92		
				<i>20 E 001 2540 4120 00 000000 0000</i>	1,079.92
SAFE DI-AWARDS COMPANY,					325.00
Invoice Number	Description	Invoice Date	Invoice Amount	Account	Amount
27933	Principal Supplies	08/12/2025	325.00		
				<i>10 E 011 2410 4100 00 000000 0000</i>	325.00
SAMMARCO, STEPHANIE					450.00
Invoice Number	Description	Invoice Date	Invoice Amount	Account	Amount
Tuition 06-25	Tuition Reimbursement EDU 6110	08/19/2025	450.00		
				<i>10 E 011 1120 2300 00 000000 0000</i>	450.00
SAVVAS LEARNING COMPANY LLC,					4,381.65
Invoice Number	Description	Invoice Date	Invoice Amount	Account	Amount
4027426019	Textbooks	08/11/2025	4,381.65		
				<i>10 E 002 1130 4200 00 000000 0000</i>	4,381.65
SCHOLASTIC CLASSROOM MAGAZINES,					11,593.00
Invoice Number	Description	Invoice Date	Invoice Amount	Account	Amount
M7589002 0	Magazine Subscriptions	08/13/2025	7,823.83		
				<i>10 E 008 1110 4200 00 000000 0000</i>	7,823.83
M7596243 1	Classroom Magazines	08/13/2025	2,340.60		
				<i>10 E 005 1110 4200 00 000000 0000</i>	2,340.60
M7599813 8	Instructional Supplies	07/22/2025	1,428.57		
				<i>10 E 011 1120 4100 00 000000 0000</i>	1,428.57

## Bills Payable-Central 301

Vendor Name					Check Amount
SCHOOL NURSE SUPPLY, INC,					484.50
Invoice Number	Description	Invoice Date	Invoice Amount	Account	Amount
INV1061327	Nurse Office Supplies	08/11/2025	484.50	10 E 004 2130 4100 00 000000 0000	484.50
SCHOOL SPECIALTY LLC,					27,180.48
Invoice Number	Description	Invoice Date	Invoice Amount	Account	Amount
208135749497	Classroom Supplies	06/10/2025	22.89	10 E 008 1110 4100 00 000000 0000	22.89
208135755641	Laminating Film for Kindergarten Teaching Materials	06/12/2025	121.42	10 E 004 1110 4100 00 000000 0000	121.42
208136009405	Cubby Storage Bins CT Mobile Classroom	07/30/2025	14,374.80	20 E 010 2540 5400 00 000000 0000	14,374.80
208136089178	2nd Grade Classroom Supplies	08/08/2025	26.13	10 E 005 1110 4100 00 000000 0000	26.13
208136099154	Classroom White Board	08/09/2025	890.05	10 E 008 1110 7100 00 000000 0000	890.05
208136116261	2nd Grade Classroom Supplies	08/12/2025	14.97	10 E 005 1110 4100 00 000000 0000	14.97
208136146912	Whiteboards CT Mobile Classroom	08/14/2025	8,372.08	20 E 010 2540 5400 00 000000 0000	8,372.08
208136161144	Laminating Film	08/16/2025	881.20	10 E 010 2410 4100 00 000000 0000	881.20
208136161756	Laminating Film	08/16/2025	485.68	10 E 004 1110 4100 00 000000 0000	485.68
208136177659	Conference Room Dry Erase Board	08/19/2025	497.21	10 E 008 2410 4100 00 000000 0000	497.21
208136178053	Construction Paper	08/19/2025	12.92	10 E 008 1110 4100 00 000000 0000	12.92
208136193764	Classroom Floor Rug	08/20/2025	426.55	10 E 004 1110 4100 00 000000 0000	426.55
208136198568	Construction Paper	08/21/2025	1,012.89	10 E 008 1110 4100 00 000000 0000	1,012.89
208136209962	2nd Grade Classroom Supplies	08/22/2025	41.69	10 E 005 1110 4100 00 000000 0000	41.69

## Bills Payable-Central 301

Vendor Name					Check Amount
SCHOOLBELLS LTD,					455.00
Invoice Number	Description	Invoice Date	Invoice Amount	Account	Amount
1977	Private Transportation	08/31/2025	455.00	40 E 001 2550 3310 00 000000 0000	455.00
SCHOOLS IN,					375.40
Invoice Number	Description	Invoice Date	Invoice Amount	Account	Amount
ORD-71174	Kindergarten Sand & Water Table	08/11/2025	375.40	10 E 004 1110 4100 00 000000 0000	375.40
SCHREUR, LAMBERTUS					70.63
Invoice Number	Description	Invoice Date	Invoice Amount	Account	Amount
Aug 2025	August Mileage Reimbursement	09/02/2025	58.59	10 E 001 2660 3320 00 000000 0000	58.59
Jul 2025	July Mileage Reimbursement	08/04/2025	12.04	10 E 001 2660 3320 00 000000 0000	12.04
SEAL & SNOW, INC,					10,637.50
Invoice Number	Description	Invoice Date	Invoice Amount	Account	Amount
Aug 7	Commercial Lot Maintenance PKMS	08/07/2025	10,637.50	20 E 001 2540 3230 00 000000 0000	10,637.50
SEAL OF ILLINOIS,					16,544.00
Invoice Number	Description	Invoice Date	Invoice Amount	Account	Amount
13558	August Monthly Tuition	08/30/2025	16,544.00	10 E 001 1912 6700 00 000000 0000	16,544.00
SECURITAS TECHNOLOGY CORPORATION,					405.00
Invoice Number	Description	Invoice Date	Invoice Amount	Account	Amount
7001867957	Maintenance Services CHS	07/23/2025	315.00	20 E 001 2540 3100 00 000000 0000	315.00
7001868827	Maintenance Services DO	07/23/2025	90.00	20 E 001 2540 3100 00 000000 0000	90.00
SERVICE CONCEPTS, INC,					10,728.29
Invoice Number	Description	Invoice Date	Invoice Amount	Account	Amount
34979	PV Freezer Repair	07/30/2025	318.85	10 E 008 2560 3230 00 000000 0000	318.85
34987P	Maintenance Supplies	08/11/2025	173.94	20 E 001 2540 4110 00 000000 0000	173.94

## Bills Payable-Central 301

Vendor Name					Check Amount
SERVICE CONCEPTS, INC,					10,728.29
Invoice Number	Description	Invoice Date	Invoice Amount	Account	Amount
34988P	Maintenance Supplies	08/11/2025	866.36		
				<i>20 E 001 2540 4110 00 000000 0000</i>	866.36
34989P	Maintenance Supplies	08/11/2025	1,135.48		
				<i>20 E 001 2540 4110 00 000000 0000</i>	121.74
				<i>20 E 001 2540 7100 00 000000 0000</i>	1,013.74
34990P	Maintenance Supplies	08/11/2025	1,950.12		
				<i>20 E 001 2540 4110 00 000000 0000</i>	151.87
				<i>20 E 001 2540 7100 00 000000 0000</i>	1,798.25
34991P	Maintenance Supplies	08/11/2025	115.96		
				<i>20 E 001 2540 4110 00 000000 0000</i>	115.96
35016P	Maintenance Supplies	08/14/2025	1,736.40		
				<i>20 E 001 2540 4110 00 000000 0000</i>	1,736.40
35017P	Maintenance Supplies	08/14/2025	0.00		
				<i>20 E 001 2540 3100 00 000000 0000</i>	0.00
35051P	Maintenance Supplies	08/20/2025	943.28		
				<i>20 E 001 2540 7100 00 000000 0000</i>	943.28
35052P	Maintenance Supplies	08/20/2025	2,438.30		
				<i>20 E 001 2540 7100 00 000000 0000</i>	2,438.30
35053P	Maintenance Supplies	08/20/2025	1,049.60		
				<i>20 E 001 2540 4110 00 000000 0000</i>	1,049.60
SERVICE SANITATION INC,					8,681.73
Invoice Number	Description	Invoice Date	Invoice Amount	Account	Amount
9158938	Delivery of Port O Lets PKMS	08/14/2025	84.65		
				<i>20 E 001 2540 3100 00 000000 0000</i>	84.65
9159110	Delivery of Port O Lets CHS Stadium	08/14/2025	99.43		
				<i>20 E 001 2540 3100 00 000000 0000</i>	99.43
9165996	Service of Port O Lets PKMS	08/15/2025	286.45		
				<i>20 E 001 2540 3100 00 000000 0000</i>	286.45
9165997	Service of Port O Lets CHS	08/15/2025	697.00		
				<i>20 E 001 2540 3100 00 000000 0000</i>	697.00
9165998	Service of Mobile Classrooms CT	08/15/2025	1,436.40		
				<i>20 E 001 2540 3100 00 000000 0000</i>	1,436.40

## Bills Payable-Central 301

Vendor Name					Check Amount
SERVICE SANITATION INC,					8,681.73
Invoice Number	Description	Invoice Date	Invoice Amount	Account	Amount
9165999	Service of Mobile Classrooms HBT	08/15/2025	1,436.40	20 E 001 2540 3100 00 000000 0000	1,436.40
9166000	Service of Mobile Classrooms PV	08/15/2025	1,436.40	20 E 001 2540 3100 00 000000 0000	1,436.40
9166001	Service of Mobile Classrooms LL	08/15/2025	718.20	20 E 001 2540 3100 00 000000 0000	718.20
9166002	Service of Port O Let CT	08/15/2025	131.50	20 E 001 2540 3100 00 000000 0000	131.50
9166003	Service of Port O Lets CHS Stadium	08/15/2025	434.40	20 E 001 2540 3100 00 000000 0000	434.40
9172565	Increased Service CT Mobile Classrooms	08/27/2025	923.40	20 E 001 2540 3100 00 000000 0000	923.40
9172569	Increased Service PV Mobile Classrooms	08/27/2025	997.50	20 E 001 2540 3100 00 000000 0000	997.50
SHERWIN-WILLIAMS CO,					510.20
Invoice Number	Description	Invoice Date	Invoice Amount	Account	Amount
4512-6	Maintenance Supplies	07/29/2025	255.10	20 E 001 2540 4110 00 000000 0000	255.10
8966-2	Maintenance Supplies	08/04/2025	108.20	20 E 001 2540 4110 00 000000 0000	108.20
8967-0	Maintenance Supplies	08/04/2025	146.90	20 E 001 2540 4110 00 000000 0000	146.90
SHRUB OAK INTERNATIONAL LLC,					52,321.67
Invoice Number	Description	Invoice Date	Invoice Amount	Account	Amount
T6R4X7A4B2369	August Monthly Tuition	09/01/2025	52,321.67	10 E 001 1912 6700 00 000000 0000	52,321.67
SIGN A RAMA, ELGIN,					519.58
Invoice Number	Description	Invoice Date	Invoice Amount	Account	Amount
INV-14289	Drivers Ed Car Decals	08/05/2025	183.47	10 E 002 1730 4100 00 000000 0000	183.47
INV-14327	CHS Stadium Signs	08/11/2025	336.11	20 E 001 2540 4120 00 000000 0000	336.11

## Bills Payable-Central 301

Vendor Name					Check Amount
SJURSETH, JOEL					0.00
Invoice Number	Description	Invoice Date	Invoice Amount	Account	Amount
Jul 21	Travel Expense Reimbursement	07/21/2025	0.00		
				<i>10 E 001 2550 3320 00 430000 0000</i>	-16.28
				<i>40 E 001 2550 3320 00 000000 0000</i>	16.28
Jul 22	Travel Expense Reimbursement	07/22/2025	0.00		
				<i>10 E 001 2550 3320 00 430000 0000</i>	-19.53
				<i>40 E 001 2550 3320 00 000000 0000</i>	19.53
Jul 23	Travel Expense Reimbursement	07/23/2025	0.00		
				<i>10 E 001 2550 3320 00 430000 0000</i>	-15.19
				<i>40 E 001 2550 3320 00 000000 0000</i>	15.19
SJURSETH, JOEL					0.00
Invoice Number	Description	Invoice Date	Invoice Amount	Account	Amount
Jul 21	Travel Expense Reimbursement	07/21/2025	0.00		
				<i>10 E 001 2550 3320 00 430000 0000</i>	-16.28
				<i>40 E 001 2550 3320 00 000000 0000</i>	16.28
Jul 22	Travel Expense Reimbursement	07/22/2025	0.00		
				<i>10 E 001 2550 3320 00 430000 0000</i>	-19.53
				<i>40 E 001 2550 3320 00 000000 0000</i>	19.53
Jul 23	Travel Expense Reimbursement	07/23/2025	0.00		
				<i>10 E 001 2550 3320 00 430000 0000</i>	-15.19
				<i>40 E 001 2550 3320 00 000000 0000</i>	15.19
SJURSETH, JOEL					0.00
Invoice Number	Description	Invoice Date	Invoice Amount	Account	Amount
Jul 21	Travel Expense Reimbursement	07/21/2025	0.00		
				<i>10 E 001 2550 3320 00 430000 0000</i>	16.28
				<i>40 E 001 2550 3320 00 000000 0000</i>	-16.28
Jul 22	Travel Expense Reimbursement	07/22/2025	0.00		
				<i>10 E 001 2550 3320 00 430000 0000</i>	19.53
				<i>40 E 001 2550 3320 00 000000 0000</i>	-19.53
Jul 23	Travel Expense Reimbursement	07/23/2025	0.00		
				<i>10 E 001 2550 3320 00 430000 0000</i>	15.19
				<i>40 E 001 2550 3320 00 000000 0000</i>	-15.19

## Bills Payable-Central 301

Vendor Name					Check Amount
SKYWARD ACCOUNTING DEPT,					726.00
Invoice Number	Description	Invoice Date	Invoice Amount	Account	Amount
239091CR	Credit for Canceled Crystal Reports Maintenance Renewal	07/01/2025	-149.00		
				<i>10 E 001 2520 3160 00 000000 0000</i>	-149.00
240488	MyServiceTracker Custom Reports	08/21/2025	875.00		
				<i>10 E 001 2660 3190 00 000000 0000</i>	875.00
SMARTESTENERGY US LLC,					57,238.43
Invoice Number	Description	Invoice Date	Invoice Amount	Account	Amount
SME791020	Electric Service PKMS	07/29/2025	12,147.55		
				<i>20 E 011 2540 4660 00 000000 0000</i>	12,147.55
SME792199	Electric Service PV	07/30/2025	5,172.22		
				<i>20 E 008 2540 4660 00 000000 0000</i>	5,172.22
SME792200	Electric Service PV	07/30/2025	182.36		
				<i>20 E 008 2540 4660 00 000000 0000</i>	182.36
SME792201	Electric Service LL	07/30/2025	1,526.10		
				<i>20 E 005 2540 4660 00 000000 0000</i>	1,526.10
SME792202	Electric Service LL	07/30/2025	66.42		
				<i>20 E 005 2540 4660 00 000000 0000</i>	66.42
SME802972	Electric Service DO	08/11/2025	728.16		
				<i>20 E 001 2540 4660 00 000000 0000</i>	728.16
SME805269	Electric Service CHS	08/13/2025	22,947.80		
				<i>20 E 002 2540 4660 00 000000 0000</i>	22,947.80
SME805270	Electric Service HBT	08/13/2025	5,585.20		
				<i>20 E 004 2540 4660 00 000000 0000</i>	5,585.20
SME805271	Electric Service CMS	08/13/2025	3,837.68		
				<i>20 E 003 2540 4660 00 000000 0000</i>	3,837.68
SME809925	Electric Service CT	08/18/2025	5,044.94		
				<i>20 E 010 2540 4660 00 000000 0000</i>	5,044.94
SMARTPASS INC,					5,290.84
Invoice Number	Description	Invoice Date	Invoice Amount	Account	Amount
INV183826	CHS SmartPass Annual Renewal 7/1/25 - 6/30/26	07/01/2025	5,290.84		
				<i>10 E 002 1130 3190 00 000000 0000</i>	5,290.84

## Bills Payable-Central 301

Vendor Name					Check Amount
SMARTSIGN,					19.11
Invoice Number	Description	Invoice Date	Invoice Amount	Account	Amount
SMT-759378	Grounds Supplies	09/09/2024	19.11	20 E 001 2540 4120 00 000000 0000	19.11
SNYDER, ERICA					76.60
Invoice Number	Description	Invoice Date	Invoice Amount	Account	Amount
Aug 2025	August Mileage Reimbursement	09/02/2025	76.60	10 E 001 2212 3320 00 000000 0000	76.60
SODEXO CAMPUS SERVICES,					-4,511.14
Invoice Number	Description	Invoice Date	Invoice Amount	Account	Amount
811500000989	Food for Board, Band and Teachers	05/23/2025	-259.60	10 E 002 2410 3100 00 000000 0000	-259.60
811500000990	Food for Board, Band and Teachers	05/23/2025	-475.54	10 E 002 2410 3100 00 000000 0000	-475.54
811500000991	Food for Board, Band and Teachers	05/23/2025	-3,776.00	10 E 002 2410 3100 00 000000 0000	-3,776.00
SODEXO LIVE,					4,511.14
Invoice Number	Description	Invoice Date	Invoice Amount	Account	Amount
811500000989	Food for Board, Band and Teachers	08/28/2025	259.60	10 E 002 2410 3100 00 000000 0000	259.60
811500000990	Food for Board, Band and Teachers	08/28/2025	475.54	10 E 002 2410 3100 00 000000 0000	475.54
811500000991	Food for Board, Band and Teachers	08/28/2025	3,776.00	10 E 002 2410 3100 00 000000 0000	3,776.00
SOFT WATER CITY, INC,					5,215.00
Invoice Number	Description	Invoice Date	Invoice Amount	Account	Amount
127641	Water Softener Salt CHS	08/25/2025	1,470.00	20 E 001 2540 4110 00 000000 0000	1,470.00
127651	Water Softener Salt CMS	08/25/2025	490.00	20 E 001 2540 4110 00 000000 0000	490.00
127661	Water Softener Salt CT	08/25/2025	980.00	20 E 001 2540 4110 00 000000 0000	980.00
127671	Water Softener Salt HBT	08/25/2025	980.00	20 E 001 2540 4110 00 000000 0000	980.00

## Bills Payable-Central 301

Vendor Name					Check Amount
SOFT WATER CITY, INC,					5,215.00
Invoice Number	Description	Invoice Date	Invoice Amount	Account	Amount
127681	Water Softener Salt PV	08/25/2025	490.00		
				<i>20 E 001 2540 4110 00 000000 0000</i>	490.00
SC13070	Water Softener Tank Repair CHS	07/14/2025	805.00		
				<i>20 E 001 2540 3230 00 000000 0000</i>	805.00
SONITROL CHICAGOLAND WEST, SECURITAS TECH,					614.25
Invoice Number	Description	Invoice Date	Invoice Amount	Account	Amount
260496	Security Services LL	08/01/2025	614.25		
				<i>20 E 001 2540 3100 00 000000 0000</i>	614.25
SPARE WHEELS TRANSPORTATION COMPANY, INC,					10,534.50
Invoice Number	Description	Invoice Date	Invoice Amount	Account	Amount
2025-117	Private Transportation	03/31/2025	7,902.22		
				<i>40 E 001 2550 3310 00 000000 0000</i>	7,902.22
2025-357	Private Transportation	08/07/2025	2,632.28		
				<i>40 E 001 2550 3310 00 000000 0000</i>	2,632.28
STALKER SPORTS FLOOR,					6,525.00
Invoice Number	Description	Invoice Date	Invoice Amount	Account	Amount
10033	Refinish Gym Floor PKMS CHS	08/21/2025	6,525.00		
				<i>20 E 001 2540 3100 00 000000 0000</i>	6,525.00
STAR AUTISM SUPPORT LLC,					3,440.00
Invoice Number	Description	Invoice Date	Invoice Amount	Account	Amount
32508	STAR Curriculum Program	08/08/2025	3,440.00		
				<i>10 E 001 2210 3100 00 000000 0000</i>	3,440.00
STUDIES WEEKLY INC,					9,365.20
Invoice Number	Description	Invoice Date	Invoice Amount	Account	Amount
539239	4th and 5th Grade Supplemental Materials	08/01/2025	9,365.20		
				<i>10 E 004 1100 4200 00 000000 0000</i>	2,643.59
				<i>10 E 005 1100 4200 00 000000 0000</i>	1,433.52
				<i>10 E 008 1100 4200 00 000000 0000</i>	2,643.59
				<i>10 E 010 1100 4200 00 000000 0000</i>	2,644.50

## Bills Payable-Central 301

Vendor Name					Check Amount
STUKENT, INC,					1,295.00
Invoice Number	Description	Invoice Date	Invoice Amount	Account	Amount
30656	Stukent One Simternship 1-Year License	08/22/2025	1,295.00	10 E 002 1130 3100 00 474500 0000	1,295.00
SUCCESS BY DESIGN INC,					1,575.48
Invoice Number	Description	Invoice Date	Invoice Amount	Account	Amount
199973	4th & 5h Grade Student Planners	06/26/2025	1,133.03	10 E 008 1110 4100 00 000000 0000	1,133.03
199974	4th and 5th Grade Student Planners	08/14/2025	442.45	10 E 005 1110 4900 00 000000 0000	442.45
SUMMIT SCHOOL, INC,					9,661.20
Invoice Number	Description	Invoice Date	Invoice Amount	Account	Amount
36694	August Monthly Tuition	08/29/2025	9,661.20	10 E 001 1912 6700 00 000000 0000	9,661.20
SYCAMORE HIGH SCHOOL,					250.00
Invoice Number	Description	Invoice Date	Invoice Amount	Account	Amount
Aug 18	CHS Boys Frosh Golf Invite 8/18/25	08/18/2025	250.00	10 E 002 1500 6400 00 000000 0000	250.00
SYN-TECH SYSTEMS INC,					1,175.00
Invoice Number	Description	Invoice Date	Invoice Amount	Account	Amount
318232	Fuelmaster Customer Support Renewal	07/16/2025	1,175.00	40 E 001 2550 3700 00 000000 0000	1,175.00
TEACHERS RETIREMENT SYSTEM,					16,514.47
Invoice Number	Description	Invoice Date	Invoice Amount	Account	Amount
Aug 2025	TRS Excess 6% Salary Penalty E Dorsey	08/29/2025	540.97	10 E 001 2520 6900 00 000000 0000	540.97
Aug 2025a	TRS Excess 6% Salary Penalty G Lachanski	08/29/2025	10,219.67	10 E 001 2520 6900 00 000000 0000	10,219.67
Aug 2025b	TRS Excess 6% Salary Penalty C Musial	08/29/2025	5,753.83	10 E 001 2520 6900 00 000000 0000	5,753.83
TEAM FITZ GRAPHICS, LLC,					116.00
Invoice Number	Description	Invoice Date	Invoice Amount	Account	Amount
70726	Class of 2025 Next Level Record Board Updates	07/17/2025	116.00	10 E 002 1500 4100 00 000000 0000	116.00

## Bills Payable-Central 301

Vendor Name					Check Amount
THERAPY TRAVELERS, LLC,					5,475.00
Invoice Number	Description	Invoice Date	Invoice Amount	Account	Amount
INV119594	Contracted SPED Teachers	08/29/2025	5,475.00	10 E 001 1205 3100 00 000000 0000	5,475.00
TRAFERA LLC,					639.00
Invoice Number	Description	Invoice Date	Invoice Amount	Account	Amount
I001389250	SPED Student Chromebook	08/14/2025	639.00	10 E 001 1200 7100 00 462000 0000	639.00
TRITON COLLEGE,					525.00
Invoice Number	Description	Invoice Date	Invoice Amount	Account	Amount
543625	CNA Inst CRS Eval Workshop J. Turnipseed	07/16/2025	525.00	10 E 001 2210 6400 00 000000 0000	525.00
TULLY, MICHAEL					450.00
Invoice Number	Description	Invoice Date	Invoice Amount	Account	Amount
Tuition 06-25	Tuition Reimbursement EDU 6110	08/25/2025	450.00	10 E 011 1120 2300 00 000000 0000	450.00
TURNIPSEED, JOYCE					284.90
Invoice Number	Description	Invoice Date	Invoice Amount	Account	Amount
Aug 2025	August Mileage Reimbursement	08/15/2025	284.90	10 E 001 2212 3320 00 000000 0000	284.90
TURNITIN LLC,					8,639.52
Invoice Number	Description	Invoice Date	Invoice Amount	Account	Amount
IN-TII-63616	Plagiarism Software	08/21/2025	8,639.52	10 E 002 1130 3190 00 000000 0000	7,018.32
				10 E 003 1120 3190 00 000000 0000	1,621.20
ULINE,					3,362.98
Invoice Number	Description	Invoice Date	Invoice Amount	Account	Amount
196304479	Office Furniture	08/06/2025	1,529.37	10 E 004 2410 4100 00 000000 0000	724.37
				10 E 004 2410 7100 00 000000 0000	805.00
196305460	Plastic Gym Shoe Boxes	08/06/2025	257.35	10 E 004 1110 4100 00 000000 0000	257.35
196661380	Bulletin and Whiteboards	08/14/2025	525.13	10 E 004 1110 4100 00 000000 0000	525.13

## Bills Payable-Central 301

Vendor Name					Check Amount
ULINE,					3,362.98
Invoice Number	Description	Invoice Date	Invoice Amount	Account	Amount
196662229	Mobile Cabinet and Wire Shelving	08/14/2025	1,051.13		
				10 E 005 2410 4100 00 000000 0000	386.00
				10 E 005 2410 7100 00 000000 0000	665.13
UNITY SCHOOL BUS PARTS,					99.00
Invoice Number	Description	Invoice Date	Invoice Amount	Account	Amount
617517-IN	Jump Starter	08/15/2025	99.00		
				40 E 001 2550 4100 00 000000 0000	99.00
US BANK EQUIPMENT FINANCE, INC,					4,525.52
Invoice Number	Description	Invoice Date	Invoice Amount	Account	Amount
559838347	Copy Lease	07/11/2025	2,262.76		
				10 E 001 2410 3250 00 000000 0000	2,262.76
561952623	Copy Lease	08/11/2025	2,262.76		
				10 E 001 2410 3250 00 000000 0000	2,262.76
VALENTINI, RACHEL					450.00
Invoice Number	Description	Invoice Date	Invoice Amount	Account	Amount
Tuition 06-25	Tuition Reimbursement EDU 6110	08/22/2025	450.00		
				10 E 008 1110 2300 00 000000 0000	450.00
VERIZON WIRELESS SERVICES LLC,					1,050.15
Invoice Number	Description	Invoice Date	Invoice Amount	Account	Amount
6121159612	B&G Cell Phone / MiFi	08/15/2025	1,050.15		
				20 E 001 2540 3400 00 000000 0000	1,050.15
VEST, JENNA					450.00
Invoice Number	Description	Invoice Date	Invoice Amount	Account	Amount
Tuition 06-25	Tuition Reimbursement EDU 6610	08/18/2025	450.00		
				10 E 002 1130 2300 00 000000 0000	450.00
VILLAGE OF BURLINGTON,					48.50
Invoice Number	Description	Invoice Date	Invoice Amount	Account	Amount
119 08-25	Water Service DO	08/04/2025	48.50		
				20 E 001 2540 3700 00 000000 0000	48.50

## Bills Payable-Central 301

Vendor Name					Check Amount
VIRCO INC,					3,252.60
Invoice Number	Description	Invoice Date	Invoice Amount	Account	Amount
92089132	Furniture CT Mobile Classroom	08/04/2025	1,460.16		
				<i>20 E 010 2540 5400 00 000000 0000</i>	1,460.16
92090855	Teacher Desks CT Mobile	08/15/2025	1,792.44		
				<i>20 E 010 2540 5400 00 000000 0000</i>	1,792.44
VISTA HIGHER LEARNING,					4,307.15
Invoice Number	Description	Invoice Date	Invoice Amount	Account	Amount
SI325041	Spanish Textbooks for IH Dual Credit	08/12/2025	4,307.15		
				<i>10 E 002 1130 4200 00 000000 0000</i>	4,307.15
VOCK, TIFFANY					450.00
Invoice Number	Description	Invoice Date	Invoice Amount	Account	Amount
Tuition 06-25	Tuition Reimbursement EDU 6110	06/24/2025	450.00		
				<i>10 E 002 1130 2300 00 000000 0000</i>	450.00
WAKOH WEAR INC,					769.00
Invoice Number	Description	Invoice Date	Invoice Amount	Account	Amount
2025-0458	New Hire "We Are Central" T-Shirts	07/14/2025	769.00		
				<i>10 E 001 2640 4100 00 399900 0000</i>	769.00
WALKER, SHARON					33.81
Invoice Number	Description	Invoice Date	Invoice Amount	Account	Amount
Aug 2025	August Mileage Reimbursement	08/28/2025	33.81		
				<i>10 E 003 1120 3320 00 000000 0000</i>	16.91
				<i>10 E 011 1120 3320 00 000000 0000</i>	16.90
WARD'S SCIENCE,					227.63
Invoice Number	Description	Invoice Date	Invoice Amount	Account	Amount
8819678153	Biomed Supplies	08/08/2025	227.63		
				<i>10 E 002 1400 4110 01 000000 0000</i>	227.63
WAYSIDE PUBLISHING,					1,328.14
Invoice Number	Description	Invoice Date	Invoice Amount	Account	Amount
in209102	AP German Textbooks	08/25/2025	1,328.14		
				<i>10 E 002 1100 4200 00 000000 0000</i>	1,328.14

## Bills Payable-Central 301

Vendor Name					Check Amount
WEBMARC WHOLESale INC,					4,706.00
Invoice Number	Description	Invoice Date	Invoice Amount	Account	Amount
5292	Hardware CT Mobile Classrooms	07/31/2025	4,706.00		
				<i>20 E 010 2540 5400 00 000000 0000</i>	4,706.00
WEST MUSIC COMPANY,					634.97
Invoice Number	Description	Invoice Date	Invoice Amount	Account	Amount
SI2544249	Music Department Instruments	08/07/2025	294.97		
				<i>10 E 004 1110 4100 00 000000 0000</i>	294.97
SI2544692	Music Department Instruments	08/08/2025	340.00		
				<i>10 E 004 1110 4100 00 000000 0000</i>	340.00
WEST, KELLY					39.45
Invoice Number	Description	Invoice Date	Invoice Amount	Account	Amount
Lunch Refund FY25	Food Service Refund CHS	07/21/2025	39.45		
				<i>10 R 002 1611 0000 00 000000 0000</i>	39.45
WREDLING MIDDLE SCHOOL, SCHOOL DIST 303,					150.00
Invoice Number	Description	Invoice Date	Invoice Amount	Account	Amount
Aug 30	PKMs and CMS Boys and Girls Cross Country Invitational 8/30/25	08/30/2025	150.00		
				<i>10 E 003 1500 6400 00 000000 0000</i>	75.00
				<i>10 E 011 1500 6400 00 000000 0000</i>	75.00
ZOHO CORP,					975.00
Invoice Number	Description	Invoice Date	Invoice Amount	Account	Amount
5020024157	ManageEngine M365 Manager Plus Professional Edition 2025-2026	08/26/2025	975.00		
				<i>10 E 001 2660 3160 00 000000 0000</i>	975.00

## Bills Payable-Central 301

Central Cmty USD 301, IL

<b>Fund</b>	<b>Total</b>
10 - EDUCATIONAL FUND	885,646.34
20 - OPERATIONS AND MAINTENANCE	573,322.12
40 - TRANSPORTATION FUND	27,316.85
50 - IMRF/SOCIAL SECURITY	7,434.81
80 - TORT FUND	96,449.37
	<b>1,590,169.49</b>

## Treasurer's Report-Northern Kane

August	2025-2026	Central Cmty USD 301, IL		
Account Description	Beginning Balance	Deposits	Withdrawals	Ending Balance
97 - NORTHERN KANE REG VOC SYSTEM				
NORTHERN KANE CHECKING	599,347.77	39,405.00	208,615.59	430,137.18
<b>Totals for Fund: 97 - NORTHERN KANE REG VOC SYSTEM</b>	<b>599,347.77</b>	<b>39,405.00</b>	<b>208,615.59</b>	<b>430,137.18</b>
	Beginning Balance	Debit	Credit	Ending Balance
<b>Grand Totals:</b>	<b>599,347.77</b>	<b>39,405.00</b>	<b>208,615.59</b>	<b>430,137.18</b>

## Bills Payable-Northern Kane

08/19/2025 - 09/15/2025

Vendor Name		Check Amount
CENTRAL COMMUNITY USD 301,		78,125.20
Invoice Number	Invoice Description	Account Number
Aug FY25A CTE	FY25 CTE August	
		97 E 110 4140 6400 03 322000 0025
		78,125.20
COMMUNITY UNIT SCHOOL DIST 303,		6,061.12
Invoice Number	Invoice Description	Account Number
Aug FY25A CTE	FY25 CTE August	
		97 E 110 4140 6400 04 322000 0025
		6,061.12
ECCEZION, LTD,		4,000.00
Invoice Number	Invoice Description	Account Number
481389	June 30, 2025 Audit Examination	
		97 E 110 2330 3100 00 322000 0026
		4,000.00
SCHOOL DISTRICT U-46,		171,033.19
Invoice Number	Invoice Description	Account Number
Aug FY25 CTE	FY25 CTE August	
		97 E 110 4140 6400 01 322000 0025
		33,615.90
Aug FY25 Perkins	FY25 Perkins August	
		97 E 110 4140 6400 01 474500 0025
		81,926.00
Jul FY25 CTE	FY25 CTE July	
		97 E 110 4140 6400 01 322000 0025
		20,603.29
Jul FY25 Perkins	FY25 Perkins July	
		97 E 110 4140 6400 01 474500 0025
		34,888.00

**Bills Payable-Northern Kane**

Central Cmty USD 301, IL

<b>Fund</b>	<b>Total</b>
97 - NORTHERN KANE REG VOC SYSTEM	259,219.51
	<b>259,219.51</b>

**Northern Kane County Regional Vocational System  
Revenues and Expenditures Report  
August 2025**

**Revenues**

<b>Source</b>	<b>Description</b>	<b>2025-2026 Original Budget</b>	<b>% of Fund</b>	<b>August MTD</b>	<b>2025-2026 FYTD</b>	<b>Budget Remaining</b>	<b>FYTD Percent</b>
	1999-00 Other Local Revenue	45,000.00	1.60%	-	4,850.00	40,150.00	10.78%
<b>Total Local Revenues</b>		<b>45,000.00</b>	<b>1.60%</b>	<b>-</b>	<b>4,850.00</b>	<b>40,150.00</b>	<b>10.78%</b>
	3220-00 Career & Technical Education	2,144,384.00	76.27%	-	-	2,144,384.00	0.00%
<b>Total State Revenues</b>		<b>2,144,384.00</b>	<b>76.27%</b>	<b>-</b>	<b>-</b>	<b>2,144,384.00</b>	<b>0.00%</b>
	4745-00 Perkins V Grant	622,171.00	22.13%	38,309.00	38,309.00	583,862.00	6.16%
<b>Total Federal Revenues</b>		<b>622,171.00</b>	<b>22.13%</b>	<b>38,309.00</b>	<b>38,309.00</b>	<b>583,862.00</b>	<b>6.16%</b>
<b>Total Revenues</b>		<b>2,811,555.00</b>	<b>98.40%</b>	<b>38,309.00</b>	<b>43,159.00</b>	<b>2,768,396.00</b>	<b>1.54%</b>

**Expenditures**

<b>Object</b>	<b>Description</b>	<b>2025-2026 Original Budget</b>	<b>% of Fund</b>	<b>August MTD</b>	<b>2025-2026 FYTD</b>	<b>Encumbered Amount</b>	<b>Budget Remaining</b>	<b>FYTD Percent</b>
1000	Salaries	181,150.00	6.44%	-	-	-	181,150.00	0.00%
2000	Benefits	52,720.00	1.88%	-	-	-	52,720.00	0.00%
3000	Purchased Services	96,500.00	3.43%	1,207.66	1,207.66	9,370.00	85,922.34	10.96%
4000	Supplies	2,000.00	0.07%	-	2,505.10	-	(505.10)	125.26%
6000	Other/Dues/Fees	2,479,185.00	88.18%	206,311.93	462,781.75	-	2,016,403.25	18.67%
<b>Total Expenditures</b>		<b>2,811,555.00</b>	<b>100.00%</b>	<b>207,519.59</b>	<b>466,494.51</b>	<b>9,370.00</b>	<b>2,335,690.49</b>	<b>16.93%</b>



**CCUSD #301 Personnel Report  
September 15, 2025**

**New Hire – Certified**

Name	School	Position
Scola, Alessandra	CT	Teacher
Henderson, Jerry	CHS	SPED Teacher

**New Hire – Non-Certified**

Name	School	Position
Batts, Stephanie	PV	Paraprofessional
Gonzalez, Catherine	LL	Paraprofessional
Lind, Lindsay	Cook	CHS
Lundblad, Jeffery	Transportation	Bus Driver
Marsella, Allyssa	HBT	SPED Paraprofessional
Riddel, Nicole	Transportation	Bus Driver
Reyes, Tommy	Transportation	Bus Diver
Tamarapalli, Mohitha	PV	Paraprofessional
Whitney, Yiasa	Transportation	Bus Aide
Williams, Jasmine	Transportation	Bus Driver

**Voluntary Transfer – Certified**

Name	School	Position
Gibbons, Donna	CHS	1.0 CTE Vet Science Teacher
Martin, Amanda	CHS	Physical Education / Wellness

**Voluntary Transfer – Non-Certified**

Name	School	Position
Janssen, Erica	CHS	Health Tech
Kotwica, Janice	HBT	Health Tech\
Lawrence, Nicholas	CHS	Cook

**Resignation – Certified**

Name	School	Position	Effective Date
------	--------	----------	----------------

**Resignation – Non-Certified**

Name	School	Position	Effective Date
Kondamadugula, Madhavi	CMS	Paraprofessional	September 19, 2025
Thomsen, Linda	Transportation	Bus Driver	9/9/2025

**Retirement**

Name	School	Position	Effective Date
von Kuedell, Connie	Transportation	Bus Driver	September 30, 2025



**Leave of Absence - Certified**

Name	School	Position	Effective Date
Govea, Vince	CMS	PE Teacher	2/2/2026-5/4/2026
Sitter, Michael	CHS	Athletic/ Activity Director	9/11-2025-10/2/2025
Schultz, Ashley	CT	2ND Grade Teacher	10/15/2025-12/19/2025
Way, Jessica	LL	2ND Grade Teacher	12/1/2025-1/16/2026

**Leave of Absence – Non-Certified**

Name	School	Position	Effective Date
Beckford, Janis	Transportation	Bus Driver	8/22/2025- Unknown
Langley, Stephen	Transportation	Bus Driver	8/20/2025- 9/5/2025 ??

# **Standard Affiliation Agreement**

Dear \_\_\_\_\_Atrium At Oak Crest Residence\_\_\_\_\_,

**Thank you for allowing our students to complete their required clinical time at your facility.**

**Prior to our students beginning their Clinical Site visits at your facility we will need this Affiliation Agreement completed and sent back to my office via email.**

**Thank you,**

**Stephen Buchs  
Director of Curriculum 6-12 and College Partnerships  
Phone: 847-464-6005  
stephen.buchs@central301.net**

**AFFILIATION AGREEMENT BETWEEN  
Central Community Unit School District 301 (the District)  
AND**

**\_\_\_\_\_ Atrium At Oak Crest Residence \_\_\_\_\_ (the Facility)**  
**THIS AGREEMENT** (the “**Agreement**”) is entered into on September 15, 2025 by and between \_\_\_\_\_ **Atrium At Oak Crest Residence \_\_\_\_\_ (hereinafter “the Facility”)** and Central Community Unit School District 301 (**hereinafter “the District”**).

**WHEREAS**, the District desires to utilize the Facility for the purpose of providing practical learning and clinical experiences (see Exhibit A for program-specific requirements) in connection with students of one of its schools.

**NOW, THEREFORE**, it is understood and agreed upon by the parties hereto as follows:

**A. SCHOOL RESPONSIBILITIES:**

**1. Provision of foundational curriculum to students.** The District shall have the total responsibility for planning and determining the adequacy of the educational experience of students in theoretical background, basic skill, professional ethics, attitude and behavior, and will assign to the Facility only those students who have satisfactorily completed the prerequisite didactic portion of the School’s curriculum.

**2. Student professional liability insurance.**

- (a) General Liability including but not limited to property loss and damage claims, claims for bodily injury or death, and all other civil actions, claims no suits, including the defenses thereof, which may be made against the School District. The Board’s Resolution for Self-Insurance is not intended to, nor does it modify, amend, or in any other way remove the immunities of public employees and local governmental entities granted in the Local Governmental and Governmental Employees Tort Immunity Act. Self-Insurance reserve for all such claims: \$500,000.
- (b) Provided further, in the event required insurance coverage is not provided or is canceled, the Facility may terminate the placement of the student.

**3. Designation of liaison to Facility; communications relating to clinical placements.** The District will designate a faculty or other professional staff member to coordinate and act as its liaison to the Facility. The assignments to be undertaken by the students participating in the educational program will be mutually arranged and a regular exchange of information will be maintained by on-site visits when practical, email, and by letter or telephone in other instances.

The District shall notify the Facility in writing of any change or proposed change of the person(s) responsible for coordinating clinical placements with the Facility.

**4. Evidence of student certifications, vaccinations, etc.** Where applicable, the District shall provide evidence that the student has met all requirements of CPR certification, hepatitis B vaccination, COVID-19 vaccination, and OSHA compliance for prevention of transmission of blood borne pathogens and TB. If required, students will submit evidence of a negative COVID - 19 test in the manner required by the facility.

**5. Criminal background check and drug screen compliance.** Where applicable, a criminal background check and drug screen, as specified in Exhibit A, and as required by and acceptable to the Facility, are required of each placed student prior to participation in the clinical rotation. It is the District's responsibility to ensure that the background check and drug screening have been completed and that students with unacceptable results will not participate at sites where students with such results are forbidden by policy. Results of allowable screenings will be made available to the Facility.

**6. School notices to students.** The District shall notify each student prior to his/her arrival at the Facility that he/she is required to:

- (a) Follow the administrative policies, standards, and practices of the Facility.
- (b) Obtain medical care at his/her own expense for any injuries or illnesses sustained as a direct or indirect result of his/her affiliation with the Facility.
- (c) Provide his/her own transportation.
- (d) Report to the Facility on time and follow all established regulations during the regularly scheduled operating hours of the Facility.
- (e) Conform to the standards and practices established by the District while functioning at the Facility.
- (f) Obtain prior written approval of the Facility and the District before publishing any material relating to the clinical learning experience.
- (g) Meet the personal, ethical and professional standards required of employees of the Facility and consistent with the applicable professional Code of Ethics and the applicable standards of The Joint Commission and/or other relevant accrediting or regulatory bodies.
- (h) Returned a signed liability waiver to their Central Community Unit School District 301 Clinical supervisor to be submitted to the District.

## **B. FACILITY RESPONSIBILITIES:**

**1. Provision of facilities for supervised experiences.** Subject to the provisions of Section C.2 of this Agreement, the Facility agrees to make the appropriate facilities available to the District in order for the District to provide supervised clinical experiences to students. Such facilities shall include an environment conducive to the learning process of the students as intended by the terms of this Agreement and conforming to customary Facility procedures.

**2. Facility rules applicable to students during clinical assignments.** Students are to remain subject to the authority, policies, and regulations imposed by the District and, during periods of clinical assignment, students will be subject to all rules and regulations of the Facility and imposed by the Facility on its employees and agents with regard to following the administrative policies, standards, and practices of the Facility.

**3. Emergency treatment of students.** In case of emergency at a non-hospital site, standard

procedure will be followed. It is the student's responsibility to bear the cost of the emergency treatment.

**4. Designation of liaison to the District; communications relating to placements.** The Facility shall designate a liaison responsible for coordinating the placements. That person shall maintain contact with the District's designated liaison person to assure mutual participation in and surveillance of the program. The Facility shall notify the District in writing of any change or proposed change of the person(s) responsible for coordinating the placements.

**5. Identity and Credentials of Facility Liaison.** The Facility shall designate and submit in writing to the District, the name and professional and academic credentials of the facility liaison.

**6. School Tour of Facility.** The Facility shall, on reasonable request and subject to legal restrictions regarding patient health information, permit a tour of its clinical facilities and services available and other items pertaining to clinical learning experiences, by representatives of the District and agencies charged with responsibility for approval of the facilities or accreditation of the curriculum.

**7. Provision of Relevant Facility policies.** The Facility shall provide the student(s) and the District the Facility's administrative policies, standards and practices relevant to the placement.

**8. FERPA Compliance.** The Facility shall comply with the applicable provisions of the Family Educational Rights and Privacy Act of 1974, 20 USC 1232 (g), otherwise known as FERPA or the Buckley Amendment, as well as the Illinois School Student Records Act, 105 ILCS 10/1 et seq., and shall take all measures necessary to ensure the confidentiality of any and all information in its possession regarding the District's students who train at the Facility pursuant to this agreement.

### **C. OTHER RESPONSIBILITIES:**

**1. Compliance with patient privacy laws.** The District agrees to abide by and require that its participating faculty and students abide by all applicable state and federal laws, rules and regulations regarding patient privacy, including but not limited to, the Standards for Privacy of Individually Identifiable Health Information as required under the Health Insurance Portability and Accountability Act (HIPAA). Students shall be required to comply with the Facility's policies and procedures regarding the confidentiality of patient information and the use of all such information. The parties will notify one another if there are known breaches of this confidentiality. If during the term of this Agreement, the Department of Health and Human Services, Office of Civil Rights or any other empowered federal or state agency, court or administrative tribunal determines that the District or any other educational institution similar to the District is a Business Associate ("**Business Associate**"), as described in the federal privacy regulations, the District shall, upon a date mutually agreed by the parties, abide by the conditions and requirements as stated for the term of this Agreement.

**2. Determination of instructional period.** The course of instruction will cover a period of time as arranged between the District and the Facility.

**3. Determination of number of participating students.** The number of students eligible to participate in the clinical placement will be determined and may be changed by mutual

agreement of the parties. Per IDPH regulations the maximum number of students per session is eight (8). Notwithstanding the foregoing, the Facility and the District agree and understand that the availability of clinical placements at Facility during the term of this Agreement may periodically be affected by a variety of factors. In such an event, Facility may reduce the number of students eligible to participate in the clinical education program with prior notice to the District and adequate time for the District to reassign the student(s) to another clinical site. The Facility agrees further to accommodate students of the District who are similarly displaced from other clinical affiliates of the District to the extent that clinical space is available at the Facility.

**4. Evaluation of students' experiences.** Evaluation of the clinical learning experiences of the students will be accomplished jointly by the appropriate school district staff. Per IDPH requirements the clinical supervisor must be present throughout the entire time the students are present. The Facility staff will communicate on a regular basis for the purpose of reviewing and evaluating current clinical experiences offered to students.

**5. Removal of students.**

- (a) The District has the right to remove a student from a clinical education program. The District shall notify the Facility of such removal in writing.
  
- (b) The Facility may immediately remove any student participating in a clinical education program from the Facility's premises for behavior that the Facility deems to be an immediate threat to the health or welfare of its patients, staff members, visitors, or operations. In such an event, the Facility shall notify the relevant District staff member in writing of its actions and the reasons for its actions as soon as practicable. If the Facility desires to remove a student for any other reason, it shall notify the relevant District staff member in writing of the reasons for the removal and shall consult with that individual before removing the student.

**D. TERM OF AGREEMENT:**

The term of this Agreement shall be for one (1) year, to commence on September 1st, 2025. Either party may terminate this Agreement at any time, with or without cause, upon ninety (90) days prior written notice to the other party. In the event that this Agreement is not renewed for a subsequent term, students who are participating in the clinical learning experiences at the time of termination shall be allowed to complete such assignment under the terms and conditions herein set forth.

**E. ADDITIONAL TERMS:**

- 1. Stipulations as to liability.** Subject to applicable state law, neither party to this Agreement shall be legally liable for the consequences, whether bodily injury or property damage, occasioned by an act, omission, or neglect chargeable to the other party. Where Worker's Compensation or other obligation for payment of benefits may arise, this Agreement shall neither enlarge nor diminish such obligation.
  
- 2. Additional insurance coverage.** Any additional applicable insurance coverage requirements shall be set out by the parties in Exhibit B (Certificate of Insurance) to this agreement.
  
- 3. Qualifications of School faculty.** The District represents and warrants that relevant faculty members are appropriately certified and/or licensed. The District can provide the Facility with

copies of evidence of certifications or licensures.

**4. Assignment of Agreement.** This Agreement may not be assigned without the prior written consent of the other party, which will not be unreasonably withheld.

**5. Entire Agreement.** This Agreement supersedes any and all other agreements, either oral or written, between the parties hereto with respect to the subject matter hereof. No changes or modifications of this Agreement shall be valid unless the same are in writing and signed by the parties. No waiver of any provisions of this Agreement shall be valid unless in writing and signed by the parties.

**6. Severability.** If any provision of this Agreement or the application thereof to any person or situation shall, to any extent, be held invalid or unenforceable, the remainder of this Agreement, and the application of such provision to persons or situations other than those to which it shall have been held invalid or unenforceable, shall not be affected thereby, but shall continue valid and enforceable to the fullest extent permitted by law.

**7. Employment Status.** No assigned student or District faculty member under this Agreement shall in any way be considered an employee or agent of the Facility nor shall any such student or faculty member be entitled to any fringe benefits, Worker's Compensation, disability benefits or other rights normally afforded to employees of the Facility.

**8. Notice to Parties.** Any notice, demand or request required or permitted to be given under the provisions of this Agreement shall be in writing and shall be deemed to have been duly given under the earlier of (a) the date actually received by the party in question, by whatever means and however addressed, or (b) the date sent by facsimile (receipt confirmed), or on the date of personal delivery, if delivered by hand, or on the date signed for if sent by an overnight delivery service, to the following addresses, or to such other address as either party may request, in the case of the District, by notifying the Facility, and in the case of the Facility, by notifying the District: or to such other addresses as the parties may specify in writing from time to time

If to the Facility:

\_\_\_\_\_ Susan Cincinelli – Executive Director\_\_ (Director or appropriate contact)  
\_\_\_\_\_ 204 S. State St. \_\_\_\_\_ (Street Address)  
\_\_\_\_\_ Elgin, IL 60123 \_\_\_\_\_ (City and Zip)

If to the District:

Central Community Unit School District 301  
275 South St.  
PO Box 396  
Burlington, IL 60109  
Attention: Stephen Buchs  
Phone: 847-464-6005

**9. Governing Law.** This Agreement shall be construed and enforced in accordance with the laws of the State of Illinois, without regard to the conflict of law's provisions thereof.

**10. Counterparts.** This Agreement may be executed in one or more counterparts, each of which shall be deemed to be an original, but all of which together shall constitute one and the same instrument.

**11. No Third-Party Beneficiaries.** This Agreement shall inure exclusively to the benefit of and be binding upon the parties hereto and their respective successors, assigns, executors and legal representatives. Nothing in this Agreement, expressed or implied, is intended to confer on any person other than the parties hereto or their respective successors and assigns any rights, remedies, obligations or liabilities under or by reason of this Agreement.

**12. Agreement binding on parties successors and assigns.** This Agreement shall be binding upon the District and the Facility, their successors, employees, agents and assigns, during the initial term of this Agreement and any extensions thereof.

**13. Captions for reference only.** The captions contained in this Agreement are for convenience of reference only and do not define, describe, or limit the scope or intent of this Agreement or any of its provisions.

**IN WITNESS WHEREOF**, the parties have caused this Agreement to be executed in their respective corporate names by duly authorized officers, all on the day and year first set forth above.

For and on behalf of:

**Facility Name:** \_\_\_\_\_

**Printed Name:** \_\_\_\_\_

**Signature:** \_\_\_\_\_

**Title:** \_\_\_\_\_

**Date:** \_\_\_\_\_

**District Name: Central Community Unit School District 301**

**Printed Name:** \_\_\_\_\_

**Signature:** \_\_\_\_\_

**Title:** \_\_\_\_\_

**Date:** \_\_\_\_\_

## EXHIBIT A

### PROGRAM SPECIFIC REQUIREMENTS

(Each program shall have its own program specific requirement checklist)

#### Facility requires:

- |   | Yes                      | No                       |
|---|--------------------------|--------------------------|
| 1. Proof of general liability insurance (paragraph A.2)   |                          |                          |
| 2. Verification that students have met requirements for:<br>(paragraph A.4)                                   | <input type="checkbox"/> | <input type="checkbox"/> |
| a. Current CPR health care provider card  | <input type="checkbox"/> | <input type="checkbox"/> |
| b. Hepatitis vaccination  | <input type="checkbox"/> | <input type="checkbox"/> |
| c. OSHA compliance for prevention of transmission of blood<br>borne pathogens and TB                          | <input type="checkbox"/> | <input type="checkbox"/> |
| d. Other<br>_____   | <input type="checkbox"/> | <input type="checkbox"/> |
| 3. Criminal background check (paragraph A.5)<br>If yes, type of check _____                                   | <input type="checkbox"/> | <input type="checkbox"/> |
| 4. Drug screen (paragraph A.5)<br>If yes, type of screening _____   | <input type="checkbox"/> | <input type="checkbox"/> |
| 5. Acceptance of faith-based provision addendum (if included)   | <input type="checkbox"/> | <input type="checkbox"/> |
| 6. Evidence of relevant faculties' certifications or licensures<br>(paragraph E.3)                            | <input type="checkbox"/> | <input type="checkbox"/> |
| 7. Additional insurance coverage (paragraph E.2)<br>If yes, type of insurance and coverage required:<br>_____ | <input type="checkbox"/> | <input type="checkbox"/> |
| 8. Other: _____   | <input type="checkbox"/> | <input type="checkbox"/> |

#### School requires:

- |  | Yes                      | No                       |
|--|--------------------------|--------------------------|
| 1. Copy of relevant Facility policies (paragraph B.8)  | <input type="checkbox"/> | <input type="checkbox"/> |
| 2. Evidence of academic credentials, certifications and licensures of<br>individual(s) overseeing student(s) experiences (paragraph B.6) | <input type="checkbox"/> | <input type="checkbox"/> |
| 3. Other<br>_____  | <input type="checkbox"/> | <input type="checkbox"/> |



## MEMORANDUM

TO: Dr. Tim Kilrea, Dr. Kyle Schumacher, Co-Interim Superintendents,  
Board of Education

FROM: Daina Pflug, Business Manager

DATE: September 15, 2025

RE: Approval of Donation to CHS Student Council Activity Account

---

Central High School Principal Parent Advisory Committee is closing out its account and would like to donate the remaining funds back to Central High School. This donation totaling \$1,291.24 will be deposited into the Student Council activity account. This donation will be used to support all school events throughout the school year for all students.

## MEMORANDUM

TO: Dr. Tim Kilrea, Dr. Kyle Schumacher, Co-Interim Superintendents and Board of Education

FROM: Daina Pflug, Business Manager

DATE: September 15, 2025

RE: Adoption of 2025-2026 Central CUSD 301's Final Budget

---

Attached is the 2025-2026 Final Budget for approval by the Board at this September 15<sup>th</sup>, 2025 meeting. Included are revisions to the Tentative Budget that was approved at the August 18<sup>th</sup>, 2025 board meeting along with other supporting information. Many of the expenditure revisions are routine adjustments to personnel changes, account reclasses, and curriculum/textbook supplies. Revenues were adjusted in the Education Fund for prior year refund for expenditures.

A public hearing was held at 5:45 p.m. prior to this regular meeting as has been past practice. Following a quick review of revisions and an opportunity for public comments, the Board will need to formally adopt the budget with its revisions during this regular meeting. Once approved, the budget will be uploaded into the ISBE School Budget form 5036 and will also be placed on the district's website. Copies of the budget and supporting documents will be delivered to the County Clerks and the Regional Office of Education.

RESOLUTION ADOPTING ANNUAL  
BUDGET AND APPROPRIATION ORDINANCE  
FOR SCHOOL YEAR COMMENCING  
JULY 1, 2025 AND ENDING JUNE 30, 2026

---

*WHEREAS*, the Board of Education of Central Community Unit School District No. 301, Kane and DeKalb Counties, Illinois, has caused to be prepared in tentative form a budget and the Secretary of the Board has made the same conveniently available to public inspection for at least thirty days prior to the final action thereon; and

*WHEREAS*, notice of said public hearing was given at least thirty days prior thereto as required by publication in the Daily Herald, Elgin, Illinois on August 14, 2025; and

*WHEREAS*, a public hearing was held on said budget on the 15<sup>th</sup> day of September, 2025.


*NOW THEREFORE BE IT RESOLVED* by the Board of Education of Central Community Unit School District No. 301, Kane and DeKalb Counties, Illinois, that the Tentative Budget and Appropriation Ordinance, as amended, for the school year commencing July 1, 2025 and ending June 30, 2026, as hereinbefore placed on public display, be and the same is hereby adopted, as amended, as the Budget and Appropriation Ordinance for the said school district for the said school year commencing on July 1, 2025 and ending on June 30, 2026.

\_\_\_\_\_  
Ryan Wasson, President

\_\_\_\_\_  
Date

\_\_\_\_\_  
Scott Mrkvicka, Secretary

\_\_\_\_\_  
Date



## **2025 – 2026 Final Budget**

### **Board of Education**

Ryan Wasson, President  
Dr. Morgan Pappas, Vice President  
Scott Mrkvicka, Secretary  
Andrew Dogan  
Chad Herst  
Jeff Gorman  
Danielle Ward

### **Administration**

Dr. Kyle Schumacher, Interim Superintendent  
Dr. Timothy Kilrea, Interim Superintendent  
Daina Pflug, Business Manager

September 15, 2025



## MEMORANDUM

TO: Dr. Tim Kilrea, Dr. Kyle Schumacher, Co-Interim Superintendents and Board of Education

FROM: Daina Pflug, Business Manager

DATE: September 15, 2025

RE: Adoption of 2025-2026 Central CUSD 301's Final Budget

---

Attached is the 2025-2026 Final Budget for approval by the Board at this September 15<sup>th</sup>, 2025 meeting. Included are revisions to the Tentative Budget that was approved at the August 18<sup>th</sup>, 2025 board meeting along with other supporting information. Many of the expenditure revisions are routine adjustments to personnel changes, account reclasses, and curriculum/textbook supplies. Revenues were adjusted in the Education Fund for prior year refund for expenditures.

A public hearing was held at 5:45 p.m. prior to this regular meeting as has been past practice. Following a quick review of revisions and an opportunity for public comments, the Board will need to formally adopt the budget with its revisions during this regular meeting. Once approved, the budget will be uploaded into the ISBE School Budget form 5036 and will also be placed on the district's website. Copies of the budget and supporting documents will be delivered to the County Clerks and the Regional Office of Education.

## Financial & Budget Development Timelines

<u>Month</u>	<u>Activity</u>
March-April	District receives first notification of previous December tax extension & given opportunity to adjust levy in funds.
April-May	Buildings & departments submit budget requests to the district office.
May-June	Buildings & departments are given approval of their budgets for new fiscal year. District begins to receive tax extension distributions from previous December's levy.
June	End of fiscal year.
July	Beginning of new fiscal year.
August	Tentative budget presented to Board & placed on public display. Annual audit begins.
September	Public budget hearing is held by Board. Final budget with revisions adopted.
October	Final tax extensions from previous December levy are received. Board receives & approves audit from previous fiscal year.
November	Board reviews & approves tentative tax levy for next fiscal year.
December	Board approves levy for next fiscal year.



## NOTICE OF PUBLIC HEARING

NOTICE IS HEREBY GIVEN by the Board of Education of Central Community Unit School District 301 in the counties of Kane and DeKalb, State of Illinois, that a tentative Budget and Appropriation Ordinance for the said school district for the fiscal year beginning July 1, 2025, will be on file and conveniently available for public inspection from and after 8:00 o'clock a.m. Central Daylight Savings Time on the 15th day of August, 2025, at the Administrative Office, 275 South Street, Burlington, Illinois, in said Central Community Unit School District 301.

NOTICE IS FURTHER HEREBY GIVEN that a public hearing on said Budget and Appropriation Ordinance will be held at 5:45 o'clock p.m. on the 15<sup>th</sup> day of September, 2025 at the Administrative Office, 275 South Street, Burlington, Illinois in said Community Unit School District No. 301.

DATED this 14th day of August, 2025

Scott Mrkvicka, Secretary  
Board of Education  
Central Community Unit School District 301  
Kane and DeKalb Counties, Illinois

**NOTICE OF PUBLIC HEARING**

NOTICE IS HEREBY GIVEN by the Board of Education of Central Community Unit School District 301 in the counties of Kane and DeKalb, State of Illinois, that a tentative Budget and Appropriation Ordinance for the said school district for the fiscal year beginning July 1, 2025, will be on file and conveniently available for public inspection from and after 8:00 o'clock a.m. Central Daylight Savings Time on the 15th day of August, 2025, at the Administrative Office, 275 South Street, Burlington, Illinois, in said Central Community Unit School District 301.

NOTICE IS FURTHER HEREBY GIVEN that a public hearing on said Budget and Appropriation Ordinance will be held at 5:45 o'clock p.m. on the 15th day of September, 2025 at the Administrative Office, 275 South Street, Burlington, Illinois in said Community Unit School District No. 301.

DATED this 14th day of August, 2025  
Scott Mrkvicka, Secretary  
Board of Education  
Central Community Unit School District 301  
Kane and DeKalb Counties, Illinois  
Published in Daily Herald August 15, 2025 (301700)

**CERTIFICATE OF PUBLICATION**

**Paddock Publications, Inc.**


**Fox Valley**

**Daily Herald**

Corporation organized and existing under and by virtue of the laws of the State of Illinois, DOES HEREBY CERTIFY that it is the publisher of the **Fox Valley DAILY HERALD**. That said **Fox Valley DAILY HERALD** is a secular newspaper, published in Elgin, Kane County, State of Illinois, and has been in general circulation daily throughout Kane County, continuously for more than 50 weeks prior to the first Publication of the attached notice, and a newspaper as defined by 715 ILCS 5/5.

I further certify that the **Fox Valley DAILY HERALD** is a newspaper as defined in "an Act to revise the law in relation to notices" as amended in 1992 Illinois Compiled Statutes, Chapter 715, Act 5, Section 1 and 5. That a notice of which the annexed printed slip is a true copy, was published 08/14/2025 in said **Fox Valley DAILY HERALD**. This notice was also placed on a statewide public notice website as required by 5 ILCS 5/2.1.

BY

  
\_\_\_\_\_  
Designee of the Publisher of the Daily Herald

Control # 301700



# CERTIFICATE

---

I, Timothy Kilrea, Co-Interim Superintendent of Central Community Unit School District 301, Kane and DeKalb Counties, Illinois, do hereby certify that the Budget filed herein shows an estimate of the revenues to be received by said School District during fiscal year 2025-2026. This Certificate is made in accordance with 35 ILCS 200/18-50 of the Illinois Compiled Statutes (2002) as amended.

IN WITNESS WHEREOF, the said Timothy Kilrea has executed this Certificate this 15th day of September, 2025.

---

Co-Interim Superintendent of Schools  
Central Community Unit School District 301  
Kane and DeKalb Counties, Illinois

**Certification of Estimated Revenues  
In Accordance with Public Act 83-881**

School Name: Central Community Unit School District 301

Revenue Includes all Funds

Revenue Estimated for Fiscal Year Beginning: July 1, 2025

**Source of Revenue**

---

Funds available at beginning of fiscal year	\$ 57,711,976
Real Estate Taxes	\$ 64,852,870
Personal Property Replacement	\$ 203,300
Other Local	\$ 6,759,725
State Aid	\$ 20,135,296
Federal Aid	\$ 2,688,103
Transfer/Bond Proceeds	\$ -
Flow-through	<hr/>
Total Estimated Revenues	\$ 94,639,294

\*\*\*\*\*

Certification

I, Timothy Kilrea, Superintendent, of Central Community Unit School District 301, do hereby certify that the above is a true estimate of the revenues anticipated to be received by this government unit in the next fiscal year for the above indicated funds.

---

Dr. Timothy Kilrea, Co-Interim Superintendent

Date: 

---

RESOLUTION ADOPTING ANNUAL  
BUDGET AND APPROPRIATION ORDINANCE  
FOR SCHOOL YEAR COMMENCING  
JULY 1, 2025 AND ENDING JUNE 30, 2026

---

*WHEREAS*, the Board of Education of Central Community Unit School District No. 301, Kane and DeKalb Counties, Illinois, has caused to be prepared in tentative form a budget and the Secretary of the Board has made the same conveniently available to public inspection for at least thirty days prior to the final action thereon; and

*WHEREAS*, notice of said public hearing was given at least thirty days prior thereto as required by publication in the Daily Herald, Elgin, Illinois on August 14, 2025; and

*WHEREAS*, a public hearing was held on said budget on the 15<sup>th</sup> day of September, 2025.

*NOW THEREFORE BE IT RESOLVED* by the Board of Education of Central Community Unit School District No. 301, Kane and DeKalb Counties, Illinois, that the Tentative Budget and Appropriation Ordinance, as amended, for the school year commencing July 1, 2025 and ending June 30, 2026, as hereinbefore placed on public display, be and the same is hereby adopted, as amended, as the Budget and Appropriation Ordinance for the said school district for the said school year commencing on July 1, 2025 and ending on June 30, 2026.

\_\_\_\_\_  
Ryan Wasson, President

\_\_\_\_\_  
Date

\_\_\_\_\_  
Scott Mrkvicka, Secretary

\_\_\_\_\_  
Date

## 2025-2026 Budget Revisions-Revenues

**Education Fund**

Account Number	Description	Tentative Budget	Final Budget	Difference
10R000 1950 0000 00 000000 0000	Refund of Prior Year Expenditures	100,000	270,000	170,000

**Total Adjustment-Education Fund**

<b>\$ 100,000</b>	<b>\$ 270,000</b>	<b>\$ 170,000</b>
-------------------	-------------------	-------------------

Total                    \$ 170,000

## 2025-2026 Budget Revisions-Expenditures

### Education Fund

Account Number	Description	Tentative Budget	Final Budget	Difference
10E003 1100 4200 00 000000 0000	Textbook-New Adoptions/Digital Leases	115,000	106,000	(9,000)
10E004 1100 4200 00 000000 0000	Textbook-New Adoptions/Digital Leases	96,000	97,075	1,075
10E005 1100 4200 00 000000 0000	Textbook-New Adoptions/Digital Leases	41,000	42,075	1,075
10E008 1100 4200 00 000000 0000	Textbook-New Adoptions/Digital Leases	96,000	97,075	1,075
10E010 1100 4200 00 000000 0000	Textbook-New Adoptions/Digital Leases	96,000	97,075	1,075
10E011 1100 4200 00 000000 0000	Textbook-New Adoptions/Digital Leases	235,500	185,500	(50,000)
10E004 1110 1100 00 000000 0000	Elementary Teacher Salary	2,114,405	2,121,980	7,575
10E005 1110 1100 00 000000 0000	Elementary Teacher Salary	912,200	990,940	78,740
10E008 1110 1100 00 000000 0000	Elementary Teacher Salary	2,071,720	2,023,280	(48,440)
10E010 1110 1100 00 000000 0000	Elementary Teacher Salary	2,353,800	2,350,800	(3,000)
10E005 1110 1140 00 000000 0000	Mentor	2,510	1,055	(1,455)
10E008 1110 1140 00 000000 0000	Mentor	1,255	-	(1,255)
10E010 1110 1140 00 000000 0000	Mentor	1,255	1,775	520
10E003 1120 1100 00 000000 0000	CMS Teacher Salary	1,440,355	1,465,505	25,150
10E011 1120 1100 00 000000 0000	PKMS Teacher Salary	3,015,795	3,057,250	41,455
10E002 1130 1100 00 000000 0000	CHS Teachers Salary	5,807,285	5,786,165	(21,120)
10E002 1130 1120 00 000000 0000	Longevity	39,040	36,190	(2,850)
10E002 1130 1130 00 000000 0000	Salary Add On	183,290	191,625	8,335
10E001 1205 1000 00 000000 0000	Facilitator Extended Programs	101,340	110,365	9,025
10E001 1205 1110 00 000000 0000	BCBA Salary	58,905	60,905	2,000
10E002 1205 1100 00 000000 0000	Special Ed Teacher Salary	659,365	609,115	(50,250)
10E003 1205 1100 00 000000 0000	Special Ed Teacher Salary	162,295	184,305	22,010
10E004 1205 1100 00 000000 0000	Special Ed Teacher Salary	422,340	432,645	10,305
10E005 1205 1100 00 000000 0000	Special Ed Teacher Salary	162,385	112,385	(50,000)
10E008 1205 1100 00 000000 0000	Special Ed Teacher Salary	261,805	274,340	12,535
10E011 1205 1100 00 000000 0000	Special Ed Teacher Salary	349,660	359,440	9,780
10E002 1205 1140 00 000000 0000	Mentor	5,020	5,335	315
10E011 1205 1140 00 000000 0000	Mentor	2,510	3,135	625
10E002 1205 1150 00 000000 0000	Special Ed Aide Salary	123,990	125,490	1,500
10E003 1205 1150 00 000000 0000	Special Ed Aide Salary	73,760	72,525	(1,235)
10E004 1205 1150 00 000000 0000	Special Ed Aide Salary	209,915	209,340	(575)
10E005 1205 1150 00 000000 0000	Special Ed Aide Salary	69,115	68,865	(250)
10E008 1205 1150 00 000000 0000	Special Ed Aide Salary	176,195	169,320	(6,875)
10E011 1205 1150 00 000000 0000	Special Ed Aide Salary	123,565	122,815	(750)
10E001 1205 3100 00 000000 0000	Special Ed Purchase Services	50,000	218,700	168,700
10E008 1225 1100 00 000000 0000	Early Childhood Salaries	318,995	321,960	2,965
10E010 1225 1100 00 000000 0000	Early Childhood Salaries	130,345	126,175	(4,170)
10E004 1250 1100 00 000000 0000	Reading Specialist	191,930	195,090	3,160
10E002 1400 3160 00 000000 0000	Career Pathways Services	20,000	-	(20,000)
10E002 1400 4110 01 000000 0000	Biomedical/Digital Graphics/CNA	18,000	38,000	20,000
10E002 1400 7100 00 000000 0000	Non-Capital Outlay	2,500	18,500	16,000
10E002 1500 1100 00 000000 0000	CHS Coaching	526,755	534,455	7,700
10E003 1500 1100 00 000000 0000	CMS Coaching	84,650	80,575	(4,075)
10E011 1500 1100 00 000000 0000	PKMS Coaching	86,745	81,500	(5,245)
10E001 1800 1000 00 000000 0000	ELL Director	104,025	109,500	5,475

## 2025-2026 Budget Revisions-Expenditures

### Education Fund

Account Number	Description	Tentative Budget	Final Budget	Difference
10E002 1800 1100 00 000000 0000	ELL Teacher Salary	85,270	130,330	45,060
10E008 1800 1100 00 000000 0000	ELL Teacher Salary	136,885	134,885	(2,000)
10E011 1800 1100 00 000000 0000	ELL Teacher Salary	154,100	155,995	1,895
10E001 1800 1110 00 000000 0000	Bilingual AdminAssistant	35,955	37,845	1,890
10E002 1800 1140 00 000000 0000	Mentor	565	1,820	1,255
10E008 2110 1100 00 000000 0000	Social Worker	161,905	159,610	(2,295)
10E010 2110 1100 00 000000 0000	Social Worker	97,365	107,280	9,915
10E002 2120 1110 00 000000 0000	Secretary Salary	55,745	55,970	225
10E005 2130 1100 00 000000 0000	Nurse Salary	45,848	47,153	1,305
10E001 2130 1150 00 000000 0000	Health Assistant	34,740	1,395	(33,345)
10E002 2130 1150 00 000000 0000	Health Assistant	33,435	34,780	1,345
10E004 2130 1150 00 000000 0000	Health Assistant	-	32,000	32,000
10E005 2140 3320 00 000000 0000	Travel	-	50	50
10E002 2150 1100 00 000000 0000	Speech Pathologist Salary	6,545	8,455	1,910
10E003 2150 1100 00 000000 0000	Speech Pathologist Salary	45,800	43,890	(1,910)
10E008 2150 1100 00 000000 0000	Speech Pathologist Salary	214,510	215,320	810
10E010 2150 1100 00 000000 0000	Speech Pathologist Salary	99,515	100,325	810
10E003 2150 6400 00 000000 0000	Dues/Fees	-	250	250
10E004 2150 6400 00 000000 0000	Dues/Fees	-	250	250
10E005 2150 6400 00 000000 0000	Dues/Fees	-	250	250
10E008 2150 6400 00 000000 0000	Dues/Fees	-	500	500
10E010 2150 6400 00 000000 0000	Dues/Fees	-	500	500
10E011 2150 6400 00 000000 0000	Dues/Fees	-	250	250
10E001 2212 1100 00 000000 0000	Instructional Coaches	978,300	834,135	(144,165)
10E001 2212 4100 00 000000 0000	Curriculum Supplies	20,000	80,000	60,000
10E004 2220 1100 00 000000 0000	Librarian Salary	80,925	85,595	4,670
10E008 2220 1100 00 000000 0000	Librarian Salary	57,795	64,660	6,865
10E003 2220 4100 00 000000 0000	Library Supplies	2,000	1,000	(1,000)
10E003 2220 4300 00 000000 0000	Library Books	2,000	3,000	1,000
10E001 2320 3100 00 000000 0000	Purchase/Contracted Services	-	105,000	105,000
10E001 2320 3160 00 000000 0000	Software	-	40,000	40,000
10E001 2320 4100 00 000000 0000	Admin Supplies	5,500	27,500	22,000
10E010 2410 7100 00 000000 0000	Non-Capital Outlay	10,000	13,200	3,200
10E001 2510 1000 00 000000 0000	Business Manager Salary	82,350	109,070	26,720
10E001 2510 2210 00 000000 0000	Life Insurance	92	130	38
10E001 2510 2220 00 000000 0000	Medical Insurance	14,360	19,745	5,385
10E001 2510 2230 00 000000 0000	Dental Insurance	845	1,080	235
10E001 2510 2250 00 000000 0000	Long Term Disability	320	245	(75)
10E001 2520 1130 00 000000 0000	Treasurer	82,350	55,630	(26,720)
10E001 2520 2210 00 000000 0000	Life Insurance	595	470	(125)
10E001 2520 2220 00 000000 0000	Medical Insurance	186,635	170,000	(16,635)
10E001 2520 2230 00 000000 0000	Dental Insurance	9,155	7,100	(2,055)
10E001 2520 2250 00 000000 0000	Long Term Disability	495	340	(155)
10E001 2520 3100 00 000000 0000	Purchase/Contracted Services	205,000	100,000	(105,000)
10E001 2520 3160 00 000000 0000	Software	140,000	100,000	(40,000)

## 2025-2026 Budget Revisions-Expenditures

### Education Fund

Account Number	Description	Tentative Budget	Final Budget	Difference
10E001 2520 4100 00 000000 0000	Fiscal Service Supplies	42,000	20,000	(22,000)
10E001 2520 6900 00 000000 0000	Penalty Payments	35,000	121,100	86,100
10E008 2560 1190 00 000000 0000	Cooks Salary	54,545	53,780	(765)
10E001 4240 6700 00 000000 0000	Career & Technical Tuition	40,000	130,400	90,400
<b>Total Adjustment-Education Fund</b>		<b>\$ 26,376,965</b>	<b>\$ 26,708,428</b>	<b>\$ 331,463</b>

### Transportation Fund

Account Number	Description	Tentative Budget	Final Budget	Difference
40E001 2550 1150 00 000000 0000	Bus Aide Salaries	72,000	87,600	15,600
40E001 2550 1210 00 000000 0000	Bus Driver Salaries/Utility	2,100,000	1,955,000	(145,000)
40E001 2550 2210 00 000000 0000	Life Insurance	200	460	260
40E001 2550 2220 00 000000 0000	Medical Insurance	280,000	179,000	(101,000)
40E001 2550 2230 00 000000 0000	Dental Insurance	8,000	9,860	1,860
<b>Total Adjustment-Transportation Fund</b>		<b>\$ 2,460,200</b>	<b>\$ 2,231,920</b>	<b>\$ (228,280)</b>

### IMRF/SS Fund

Account Number	Description	Tentative Budget	Final Budget	Difference
50E001 2550 2120 00 000000 0000	IMRF	197,325	211,600	14,275
<b>Total Adjustment-IMRF/SS Fund</b>		<b>\$ 197,325</b>	<b>\$ 211,600</b>	<b>\$ 14,275</b>
			Total	\$ 117,458

CENTRAL COMM UNIT SCHOOL DISTRICT 301					
BUDGET 2025-2026					
ACCOUNT NUMBER	DESCRIPTION	2025-2026 FINAL BUDGET	2024-2025 FINAL BUDGET	2024-2025 ACTUAL (UNAUDITED)	2024-2025 BUDGET vs ACTUAL
<b>EDUCATION FUND (FUND 10)</b>					
<b>REVENUE FROM LOCAL SOURCES</b>					
10 R 000 1110 0000 00 000000 0000	TAXES, EARLY	18,960,100.00	17,794,794.00	18,501,793.83	3.97%
10 R 001 1110 0000 00 000000 0000	TAXES, BUDGET YEAR	17,600,590.00	17,183,991.00	17,151,277.74	-0.19%
10 R 000 1140 0000 00 000000 0000	SPECIAL ED, EARLY	4,415,300.00	3,917,930.00	4,019,693.48	2.60%
10 R 001 1140 0000 00 000000 0000	SPECIAL ED, BUDGET YEAR	3,823,930.00	3,750,833.00	3,743,699.22	-0.19%
10 R 001 1510 0000 00 000000 0000	INTEREST - SWEEP ACCOUNT	700,000.00	500,000.00	908,882.93	81.78%
10 R 003 1510 0000 00 000000 0000	INTEREST - DISTRIBUTION ON TAXES	70,000.00	28,000.00	90,717.31	223.99%
10 R 002 1611 0000 00 000000 0000	CHS LUNCH, STUDENTS	610,000.00	540,000.00	605,501.93	12.13%
10 R 003 1611 0000 00 000000 0000	CMS LUNCH, STUDENTS	106,000.00	114,000.00	106,330.73	-6.73%
10 R 004 1611 0000 00 000000 0000	HBT LUNCH, STUDENTS	86,000.00	84,000.00	85,749.55	2.08%
10 R 005 1611 0000 00 000000 0000	LL LUNCH, STUDENTS	41,000.00	38,000.00	40,806.99	7.39%
10 R 008 1611 0000 00 000000 0000	PV LUNCH, STUDENTS	99,000.00	110,000.00	98,934.50	-10.06%
10 R 010 1611 0000 00 000000 0000	CT LUNCH, STUDENTS	90,000.00	93,000.00	89,871.95	-3.36%
10 R 011 1611 0000 00 000000 0000	PKMS LUNCH, STUDENTS	211,000.00	211,000.00	206,828.17	-1.98%
10 R 002 1620 0000 00 000000 0000	CHS LUNCH, ADULTS	0.00	2,000.00	0.00	-100.00%
10 R 003 1620 0000 00 000000 0000	CMS LUNCH, ADULTS	0.00	50.00	0.00	-100.00%
10 R 004 1620 0000 00 000000 0000	HBT LUNCH, ADULTS	0.00	50.00	0.00	-100.00%
10 R 005 1620 0000 00 000000 0000	LL LUNCH, ADULTS	0.00	50.00	0.00	-100.00%
10 R 008 1620 0000 00 000000 0000	PV LUNCH, ADULTS	0.00	50.00	0.00	-100.00%
10 R 010 1620 0000 00 000000 0000	CT LUNCH, ADULTS	0.00	50.00	0.00	-100.00%
10 R 011 1620 0000 00 000000 0000	PKMS LUNCH, ADULTS	0.00	200.00	0.00	-100.00%
10 R 000 1711 0000 00 000000 0000	ATHLETIC ADMISSION	94,000.00	45,000.00	93,166.45	107.04%
10 R 000 1720 0000 00 000000 0000	ATHLETIC PARTICIPATION FEE	160,000.00	154,000.00	158,635.00	3.01%
10 R 002 1720 0000 00 000000 0000	OTHER FEES-CHS	100,000.00	96,000.00	99,739.27	3.90%
10 R 003 1720 0000 00 000000 0000	OTHER FEES-CMS	19,500.00	11,000.00	19,239.42	74.90%
10 R 004 1720 0000 00 000000 0000	OTHER FEES-HBT	38,100.00	30,000.00	38,109.41	27.03%
10 R 005 1720 0000 00 000000 0000	OTHER FEES-LL	13,500.00	19,000.00	13,512.15	-28.88%
10 R 008 1720 0000 00 000000 0000	OTHER FEES-PV	27,100.00	26,000.00	27,050.89	4.04%
10 R 010 1720 0000 00 000000 0000	OTHER FEES-CT	12,300.00	13,000.00	12,221.75	-5.99%
10 R 011 1720 0000 00 000000 0000	OTHER FEES-PKMS	30,500.00	11,000.00	30,453.60	176.85%
10 R 000 1721 0000 00 000000 0000	OTHER FEES-CHS ATHLETICS	57,000.00	58,000.00	56,694.19	-2.25%
10 R 000 1799 0000 00 000000 0000	CHS ACTIVITY FUND REVENUES	665,000.00	655,000.00	662,537.26	1.15%
10 R 001 1799 0000 00 000000 0000	ELEM MS ACTIVITY FUND REVENUES	22,600.00	22,000.00	22,577.95	2.63%
10 R 000 1811 0000 00 000000 0000	TEXTBOOK INCOME	855,000.00	615,000.00	853,363.71	38.76%
10 R 000 1830 0000 00 000000 0000	TECHNOLOGY FEES	330,000.00	225,000.00	328,136.80	45.84%
10 R 000 1930 0000 00 000000 0000	TRANSITION FEES	10,000.00	50,000.00	5,700.02	-88.60%
10 R 000 1950 0000 00 000000 0000	REFUND OF PRIOR YEAR EXPENDITURES	270,000.00	100,000.00	10,011.10	-89.99%
10 R 000 1970 0000 00 000000 0000	DRIVERS ED B-T-W	47,000.00	20,000.00	46,811.50	134.06%
10 R 002 1991 0000 00 000000 0000	CAREER PATHWAYS REVENUE	63,000.00	63,000.00	25,500.00	-59.52%
10 R 000 1999 0000 00 000000 0000	OTHER LOCAL REVENUE	25,000.00	50,000.00	22,462.57	-55.07%
<b>TOTAL</b>	<b>REVENUE FROM LOCAL SOURCES</b>	<b>49,652,520.00</b>	<b>46,630,998.00</b>	<b>48,176,011.37</b>	<b>3.31%</b>
<b>REVENUE FROM STATE SOURCES</b>					
10 R 000 3001 0000 00 000000 0000	EVIDENCE-BASED FUNDING	13,014,070.00	10,765,688.00	8,727,762.11	-18.93%
10 R 001 3001 0000 00 000000 0000	EVIDENCE BASED FUNDING-MV COOP	0.00	50,000.00	0.00	-100.00%
10 R 002 3001 0000 00 000000 0000	EVIDENCE BASED FUNDING-ALOP	113,000.00	67,000.00	113,448.52	69.33%
10 R 000 3100 0000 00 000000 0000	SPECIAL ED - PRIVATE FACILITY	650,000.00	1,000,000.00	626,644.61	-37.34%
10 R 000 3120 0000 00 000000 0000	SPECIAL ED-ORPHANAGE	41,000.00	32,396.00	40,899.09	26.25%
10 R 000 3220 0000 00 000000 0000	CAREER & TECHNICAL EDUCATION	213,650.00	146,162.00	81,165.97	-44.47%
10 R 000 3235 0000 00 000000 0000	CTE AGRICULTURE EDUCATION	4,871.00	3,869.00	3,169.00	-18.09%
10 R 002 3235 0000 00 000000 0000	CTE FFA THREE CIRCLES GRANT	32,245.00	32,245.00	32,245.00	0.00%
10 R 000 3360 0000 00 000000 0000	STATE FREE LUNCH	2,850.00	4,000.00	2,848.07	-28.80%
10 R 000 3370 0000 00 000000 0000	DRIVER'S ED	35,000.00	37,200.00	34,720.12	-6.67%
10 R 000 3998 0000 00 000000 0000	TRS-ON BEHALF PAYMENTS	18,306,000.00	18,306,000.00	18,306,000.00	0.00%
10 R 000 3999 0000 00 000000 0000	OTHER STATE REVENUE	67,000.00	100,000.00	100,747.00	0.75%
10 R 001 3999 0000 00 000000 0000	LIBRARY GRANT	4,200.00	4,010.00	4,178.09	4.19%
<b>TOTAL</b>	<b>REVENUE FROM STATE SOURCES</b>	<b>32,483,886.00</b>	<b>30,548,570.00</b>	<b>28,073,827.58</b>	<b>-8.10%</b>
<b>REVENUE FROM FEDERAL SOURCES</b>					
10 R 000 4210 0000 00 000000 0000	NATIONAL SCHOOL LUNCH PROGRAM	450,000.00	535,000.00	432,174.78	-19.22%
10 R 000 4300 0000 00 000000 0000	TITLE I LOW INCOME	170,709.00	164,626.00	174,335.00	5.90%
10 R 000 4400 0000 00 000000 0000	TITLE IV-A SSAE GRANT	21,112.00	11,256.00	10,155.00	-9.78%
10 R 000 4600 0000 00 000000 0000	IDEA PRESCHOOL FLOW THROUGH	8,629.00	8,425.00	12,857.00	52.61%
10 R 000 4620 0000 00 000000 0000	IDEA FLOW THROUGH	987,993.00	853,974.00	948,750.00	11.10%
10 R 000 4625 0000 00 000000 0000	IDEA FLOW THROUGH ROOM & BOARD	590,000.00	500,000.00	589,176.63	17.84%
10 R 000 4745 0000 00 000000 0000	CARL PERKINS	20,408.00	20,408.00	23,231.03	13.83%
10 R 000 4905 0000 00 000000 0000	TITLE III IEP GRANT	8,200.00	11,900.00	8,227.00	-30.87%
10 R 000 4909 0000 00 000000 0000	TITLE III ELL-TBE/TPI LIPLEPS	49,795.00	48,510.00	59,080.00	21.79%
10 R 000 4932 0000 00 000000 0000	TITLE II-TEACHER QUALITY	91,257.00	45,389.00	68,857.00	51.70%

10 R 000 4991 0000 00 000000 0000	MEDICAID MATCHING FUNDS-ADMIN OUTREACH	60,000.00	65,000.00	58,900.71	-9.38%
10 R 000 4992 0000 00 000000 0000	MEDICAID MATCHING FUNDS-FEE FOR SERVICE	230,000.00	141,000.00	227,615.10	61.43%
10 R 003 4998 0000 00 000000 0000	ESSER III GRANT (ARP)	0.00	0.00	22,187.00	0.00%
	<b>TOTAL REVENUE FROM FEDERAL SOURCES</b>	<b>2,688,103.00</b>	<b>2,405,488.00</b>	<b>2,635,546.25</b>	<b>9.56%</b>
	<b>TOTAL REVENUE FROM ALL SOURCES</b>	<b>84,824,509.00</b>	<b>79,585,056.00</b>	<b>78,885,385.20</b>	<b>-0.88%</b>
	<b>TOTAL REVENUE FROM ALL SOURCES W/O TRS ON BEHALF</b>	<b>66,518,509.00</b>	<b>61,279,056.00</b>	<b>60,579,385.20</b>	<b>-1.14%</b>
	<b>GRAND TOTAL REVENUE FROM ALL SOURCES</b>	<b>84,824,509.00</b>	<b>79,585,056.00</b>	<b>78,885,385.20</b>	<b>-0.88%</b>
<b>NON-CATEGORICAL DISTRICT WIDE PROGRAMS</b>					
10 E 001 1100 1130 00 000000 0000	COMMITTEE STIPENDS	12,000.00	9,200.00	10,622.50	15.46%
10 E 001 1100 1220 00 000000 0000	TEACHER SUBSTITUTES	515,000.00	430,000.00	507,227.19	17.96%
10 E 001 1100 1240 00 000000 0000	ENROLLMENT/ADA PARA SUBS	1,000.00	3,900.00	585.00	-85.00%
10 E 001 1100 1260 00 000000 0000	NEW TEACHER ORIENTATION	17,500.00	15,600.00	16,300.00	4.49%
10 E 001 1100 1350 00 000000 0000	CLASSROOM MOVE PAYMENTS	7,500.00	10,000.00	4,650.00	-53.50%
	<b>TOTAL SALARIES</b>	<b>553,000.00</b>	<b>468,700.00</b>	<b>539,384.69</b>	<b>15.08%</b>
10 E 001 1100 2110 00 000000 0000	TEACHER RETIREMENT	2,700.00	2,500.00	2,655.36	6.21%
10 E 001 1100 2160 00 000000 0000	TRS SURCHARGE EXPENSE	2,800.00	2,100.00	2,783.68	32.56%
10 E 001 1100 2290 00 000000 0000	TEACHER RETIREMENT INSURANCE	3,500.00	2,700.00	3,478.58	28.84%
	<b>TOTAL EMPLOYEE BENEFITS</b>	<b>9,000.00</b>	<b>7,300.00</b>	<b>8,917.62</b>	<b>22.16%</b>
10 E 001 1100 3900 00 000000 0000	PURCHASE SERVICES	5,000.00	10,000.00	2,777.28	-72.23%
	<b>TOTAL PURCHASED SERVICES</b>	<b>5,000.00</b>	<b>10,000.00</b>	<b>2,777.28</b>	<b>-72.23%</b>
10 E 001 1100 4100 00 000000 0000	DISTRICT CLASSROOM SUPPLIES	40,000.00	50,000.00	34,050.57	-31.90%
10 E 001 1100 4110 00 000000 0000	DISTRICT CHROMEBOOKS	1,010,000.00	870,000.00	1,007,600.00	15.82%
10 E 002 1100 4200 00 000000 0000	TEXTBOOK-NEW ADOPTIONS/DIGITAL LEASES	170,000.00	170,000.00	120,970.58	-28.84%
10 E 003 1100 4200 00 000000 0000	TEXTBOOK-NEW ADOPTIONS/DIGITAL LEASES	106,000.00	25,000.00	1,645.99	-93.42%
10 E 004 1100 4200 00 000000 0000	TEXTBOOK-NEW ADOPTIONS/DIGITAL LEASES	97,075.00	25,000.00	95,592.59	282.37%
10 E 005 1100 4200 00 000000 0000	TEXTBOOK-NEW ADOPTIONS/DIGITAL LEASES	42,075.00	7,500.00	40,168.48	435.58%
10 E 008 1100 4200 00 000000 0000	TEXTBOOK-NEW ADOPTIONS/DIGITAL LEASES	97,075.00	25,000.00	95,708.01	282.83%
10 E 010 1100 4200 00 000000 0000	TEXTBOOK-NEW ADOPTIONS/DIGITAL LEASES	97,075.00	25,000.00	95,691.05	282.36%
10 E 011 1100 4200 00 000000 0000	TEXTBOOK-NEW ADOPTIONS/DIGITAL LEASES	185,500.00	50,000.00	0.00	-100.00%
	<b>TOTAL SUPPLIES</b>	<b>1,844,800.00</b>	<b>1,247,500.00</b>	<b>1,491,327.27</b>	<b>19.55%</b>
10 E 001 1100 5400 00 000000 0000	CLASSROOM EQUIPMENT	0.00	5,000.00	0.00	-100.00%
10 E 002 1100 5400 00 000000 0000	NEW ADOPTIONS	15,000.00	30,000.00	0.00	-100.00%
	<b>TOTAL CAPITAL OUTLAYS</b>	<b>15,000.00</b>	<b>35,000.00</b>	<b>0.00</b>	<b>-100.00%</b>
10 E 001 1100 7100 00 000000 0000	CLASSROOM MOVES NON CAPITAL	0.00	12,000.00	0.00	-100.00%
10 E 002 1100 7100 00 000000 0000	NON-CAPITAL OUTLAY	10,000.00	13,000.00	5,190.00	-60.08%
	<b>TOTAL NON-CAPITAL EQUIPMENT</b>	<b>10,000.00</b>	<b>25,000.00</b>	<b>5,190.00</b>	<b>-79.24%</b>
	<b>GRAND TOTAL NON-CATEGORICAL DISTRICT WIDE PROGRAMS</b>	<b>2,436,800.00</b>	<b>1,793,500.00</b>	<b>2,047,596.86</b>	<b>14.17%</b>
<b>ELEMENTARY</b>					
10 E 004 1110 1100 00 000000 0000	ELEMENTARY TEACHER SALARY	2,121,980.00	2,112,550.00	2,088,025.93	-1.16%
10 E 005 1110 1100 00 000000 0000	ELEMENTARY TEACHER SALARY	990,940.00	896,830.00	881,444.78	-1.72%
10 E 008 1110 1100 00 000000 0000	ELEMENTARY TEACHER SALARY	2,023,280.00	2,026,900.00	2,032,233.49	0.26%
10 E 010 1110 1100 00 000000 0000	ELEMENTARY TEACHER SALARY	2,350,800.00	2,193,375.00	2,178,218.64	-0.69%
10 E 004 1110 1120 00 000000 0000	LONGEVITY	6,935.00	6,961.00	6,960.75	0.00%
10 E 005 1110 1120 00 000000 0000	LONGEVITY	3,230.00	3,155.00	3,155.54	0.02%
10 E 008 1110 1120 00 000000 0000	LONGEVITY	13,300.00	12,065.00	12,065.30	0.00%
10 E 010 1110 1120 00 000000 0000	LONGEVITY	15,100.00	12,065.00	12,065.30	0.00%
10 E 004 1110 1130 00 000000 0000	SALARY ADD ON	3,705.00	2,600.00	778.78	-70.05%
10 E 005 1110 1130 00 000000 0000	SALARY ADD ON	2,420.00	1,000.00	1,609.28	60.93%
10 E 008 1110 1130 00 000000 0000	SALARY ADD ON	3,015.00	1,800.00	437.36	-75.70%
10 E 010 1110 1130 00 000000 0000	SALARY ADD ON	5,790.00	2,900.00	1,903.88	-34.35%
10 E 004 1110 1135 00 000000 0000	INTERNAL SUBSTITUTION	8,600.00	6,000.00	6,320.00	5.33%
10 E 005 1110 1135 00 000000 0000	INTERNAL SUBSTITUTION	2,000.00	1,000.00	1,050.00	5.00%
10 E 008 1110 1135 00 000000 0000	INTERNAL SUBSTITUTION	5,300.00	3,500.00	3,030.00	-13.43%
10 E 010 1110 1135 00 000000 0000	INTERNAL SUBSTITUTION	6,900.00	2,000.00	6,700.00	235.00%
10 E 004 1110 1140 00 000000 0000	MENTORING SALARY	3,765.00	8,825.00	8,360.64	-5.26%
10 E 005 1110 1140 00 000000 0000	MENTORING SALARY	1,055.00	2,265.00	2,073.48	-8.46%
10 E 008 1110 1140 00 000000 0000	MENTORING SALARY	0.00	5,090.00	5,156.60	1.31%
10 E 010 1110 1140 00 000000 0000	MENTORING SALARY	1,775.00	4,525.00	4,062.84	-10.21%
10 E 004 1110 1200 00 000000 0000	INSURANCE STIPEND	21,600.00	12,600.00	21,600.00	71.43%
10 E 005 1110 1200 00 000000 0000	INSURANCE STIPEND	3,600.00	5,400.00	5,400.00	0.00%
10 E 008 1110 1200 00 000000 0000	INSURANCE STIPEND	1,800.00	1,800.00	5,250.00	191.67%
10 E 010 1110 1200 00 000000 0000	INSURANCE STIPEND	8,500.00	9,000.00	10,350.00	15.00%
10 E 004 1110 1230 00 000000 0000	HOMEBOUND TEACHER PAY	500.00	1,600.00	0.00	-100.00%
10 E 005 1110 1230 00 000000 0000	HOMEBOUND TEACHER PAY	300.00	300.00	0.00	-100.00%
10 E 008 1110 1230 00 000000 0000	HOMEBOUND TEACHER PAY	500.00	700.00	0.00	-100.00%
10 E 010 1110 1230 00 000000 0000	HOMEBOUND TEACHER PAY	500.00	300.00	0.00	-100.00%

10 E 004 1110 1250 00 000000 0000	LUNCHROOM SUPERVISOR	50,000.00	38,000.00	48,671.41	28.08%
10 E 005 1110 1250 00 000000 0000	LUNCHROOM SUPERVISOR	18,000.00	18,000.00	10,296.90	-42.80%
10 E 008 1110 1250 00 000000 0000	LUNCHROOM SUPERVISOR	41,000.00	34,000.00	41,401.66	21.77%
10 E 010 1110 1250 00 000000 0000	LUNCHROOM SUPERVISOR	41,000.00	38,500.00	40,449.61	5.06%
	<b>TOTAL SALARIES</b>	<b>7,757,190.00</b>	<b>7,465,606.00</b>	<b>7,439,072.17</b>	<b>-0.36%</b>
10 E 004 1110 2110 00 000000 0000	TEACHER RETIREMENT	217,770.00	215,365.00	215,015.87	-0.16%
10 E 005 1110 2110 00 000000 0000	TEACHER RETIREMENT	97,935.00	93,765.00	91,456.39	-2.46%
10 E 008 1110 2110 00 000000 0000	TEACHER RETIREMENT	212,740.00	217,335.00	208,802.64	-3.93%
10 E 010 1110 2110 00 000000 0000	TEACHER RETIREMENT	241,450.00	220,545.00	224,054.09	1.59%
10 E 004 1110 2160 00 000000 0000	TRS SURCHARGE EXPENSE	14,035.00	13,880.00	13,857.43	-0.16%
10 E 005 1110 2160 00 000000 0000	TRS SURCHARGE EXPENSE	6,315.00	6,045.00	5,894.25	-2.49%
10 E 008 1110 2160 00 000000 0000	TRS SURCHARGE EXPENSE	13,710.00	14,010.00	13,457.13	-3.95%
10 E 010 1110 2160 00 000000 0000	TRS SURCHARGE EXPENSE	15,565.00	14,215.00	14,439.86	1.58%
10 E 004 1110 2210 00 000000 0000	LIFE INSURANCE	1,505.00	1,460.00	1,474.40	0.99%
10 E 005 1110 2210 00 000000 0000	LIFE INSURANCE	620.00	654.00	636.00	-2.75%
10 E 008 1110 2210 00 000000 0000	LIFE INSURANCE	1,370.00	1,460.00	1,432.60	-1.88%
10 E 010 1110 2210 00 000000 0000	LIFE INSURANCE	1,596.00	1,505.00	1,561.80	3.77%
10 E 004 1110 2220 00 000000 0000	MEDICAL INSURANCE	309,830.00	362,750.00	303,293.14	-16.39%
10 E 005 1110 2220 00 000000 0000	MEDICAL INSURANCE	152,245.00	149,850.00	148,628.60	-0.82%
10 E 008 1110 2220 00 000000 0000	MEDICAL INSURANCE	477,650.00	504,720.00	446,889.56	-11.46%
10 E 010 1110 2220 00 000000 0000	MEDICAL INSURANCE	439,100.00	419,040.00	397,215.03	-5.21%
10 E 004 1110 2230 00 000000 0000	DENTAL INSURANCE	16,940.00	19,160.00	15,081.92	-21.28%
10 E 005 1110 2230 00 000000 0000	DENTAL INSURANCE	8,640.00	9,265.00	8,855.64	-4.42%
10 E 008 1110 2230 00 000000 0000	DENTAL INSURANCE	26,600.00	27,940.00	23,571.80	-15.63%
10 E 010 1110 2230 00 000000 0000	DENTAL INSURANCE	25,290.00	23,845.00	21,217.92	-11.02%
10 E 004 1110 2290 00 000000 0000	TEACHERS RETIREMENT INSURANCE	37,990.00	37,570.00	37,509.69	-0.16%
10 E 005 1110 2290 00 000000 0000	TEACHERS RETIREMENT INSURANCE	17,085.00	16,360.00	15,954.90	-2.48%
10 E 008 1110 2290 00 000000 0000	TEACHERS RETIREMENT INSURANCE	37,115.00	37,913.00	36,424.67	-3.93%
10 E 010 1110 2290 00 000000 0000	TEACHERS RETIREMENT INSURANCE	42,120.00	38,475.00	39,086.09	1.59%
10 E 004 1110 2300 00 000000 0000	TUITION REIMBURSEMENT	8,550.00	5,700.00	8,550.00	50.00%
10 E 005 1110 2300 00 000000 0000	TUITION REIMBURSEMENT	10,800.00	12,150.00	10,800.00	-11.11%
10 E 008 1110 2300 00 000000 0000	TUITION REIMBURSEMENT	5,550.00	5,400.00	5,550.00	2.78%
10 E 010 1110 2300 00 000000 0000	TUITION REIMBURSEMENT	6,300.00	12,000.00	6,300.00	-47.50%
10 E 004 1110 2900 00 000000 0000	403B MATCH	3,000.00	1,450.00	2,100.00	44.83%
10 E 005 1110 2900 00 000000 0000	403B MATCH	1,500.00	1,050.00	1,050.00	0.00%
10 E 008 1110 2900 00 000000 0000	403B MATCH	2,286.00	1,050.00	1,600.00	52.38%
10 E 010 1110 2900 00 000000 0000	403B MATCH	500.00	350.00	350.00	0.00%
	<b>TOTAL EMPLOYEE BENEFITS</b>	<b>2,453,702.00</b>	<b>2,486,277.00</b>	<b>2,322,111.42</b>	<b>-6.60%</b>
10 E 004 1110 3320 00 000000 0000	TRAVEL	50.00	0.00	30.00	0.00%
10 E 005 1110 3320 00 000000 0000	TRAVEL	400.00	500.00	362.32	-27.54%
10 E 008 1110 3320 00 000000 0000	TRAVEL	100.00	50.00	88.44	76.88%
10 E 010 1110 3320 00 000000 0000	TRAVEL	125.00	200.00	124.27	-37.87%
10 E 004 1110 3900 00 000000 0000	OTHER PURCHASE SERVICES	9,400.00	7,500.00	9,398.97	25.32%
10 E 005 1110 3900 00 000000 0000	OTHER PURCHASE SERVICES	7,000.00	1,700.00	6,968.57	309.92%
10 E 008 1110 3900 00 000000 0000	OTHER PURCHASE SERVICES	4,600.00	4,100.00	4,611.43	12.47%
10 E 010 1110 3900 00 000000 0000	OTHER PURCHASE SERVICES	4,000.00	5,100.00	3,968.60	-22.18%
	<b>TOTAL PURCHASED SERVICES</b>	<b>25,675.00</b>	<b>19,150.00</b>	<b>25,552.60</b>	<b>33.43%</b>
10 E 004 1110 4100 00 000000 0000	INSTRUCTIONAL SUPPLIES	20,000.00	18,000.00	20,208.99	12.27%
10 E 005 1110 4100 00 000000 0000	INSTRUCTIONAL SUPPLIES	9,000.00	9,000.00	8,735.20	-2.94%
10 E 008 1110 4100 00 000000 0000	INSTRUCTIONAL SUPPLIES	25,000.00	25,000.00	19,756.23	-20.98%
10 E 010 1110 4100 00 000000 0000	INSTRUCTIONAL SUPPLIES	26,000.00	25,100.00	18,131.61	-27.76%
10 E 004 1110 4160 00 000000 0000	COPY PAPER	12,000.00	14,535.00	14,533.00	-0.01%
10 E 005 1110 4160 00 000000 0000	COPY PAPER	4,500.00	4,085.00	4,083.25	-0.04%
10 E 008 1110 4160 00 000000 0000	COPY PAPER	9,800.00	15,340.00	15,339.50	0.00%
10 E 010 1110 4160 00 000000 0000	COPY PAPER	12,100.00	11,865.00	11,861.50	-0.03%
10 E 004 1110 4170 00 000000 0000	COPY SUPPLIES	800.00	500.00	853.56	70.71%
10 E 005 1110 4170 00 000000 0000	COPY SUPPLIES	300.00	300.00	161.79	-46.07%
10 E 008 1110 4170 00 000000 0000	COPY SUPPLIES	1,000.00	1,000.00	947.79	-5.22%
10 E 010 1110 4170 00 000000 0000	COPY SUPPLIES	1,100.00	1,000.00	880.46	-11.95%
10 E 004 1110 4200 00 000000 0000	MISC. TEXTBOOK REPLACABLES	18,000.00	25,000.00	17,731.23	-29.08%
10 E 005 1110 4200 00 000000 0000	MISC. TEXTBOOK REPLACABLES	2,600.00	10,000.00	2,517.97	-74.82%
10 E 008 1110 4200 00 000000 0000	MISC. TEXTBOOK REPLACABLES	11,300.00	25,000.00	11,219.00	-55.12%
10 E 010 1110 4200 00 000000 0000	MISC. TEXTBOOK REPLACABLES	13,000.00	30,000.00	12,739.71	-57.53%
10 E 004 1110 4250 00 000000 0000	NURSE SUPPLIES	0.00	1,100.00	765.95	-30.37%
10 E 005 1110 4250 00 000000 0000	NURSE SUPPLIES	0.00	900.00	743.80	-17.36%
10 E 008 1110 4250 00 000000 0000	NURSE SUPPLIES	0.00	1,500.00	831.84	-44.54%
10 E 010 1110 4250 00 000000 0000	NURSE SUPPLIES	0.00	1,700.00	332.78	-80.42%
10 E 004 1110 4900 00 000000 0000	OTHER SUPPLIES	20,000.00	20,000.00	19,819.08	-0.90%
10 E 005 1110 4900 00 000000 0000	OTHER SUPPLIES	3,100.00	11,500.00	3,108.95	-72.98%
10 E 008 1110 4900 00 000000 0000	OTHER SUPPLIES	12,500.00	19,000.00	12,404.84	-34.71%
10 E 010 1110 4900 00 000000 0000	OTHER SUPPLIES	5,500.00	10,000.00	5,453.05	-45.47%
	<b>TOTAL SUPPLIES</b>	<b>207,600.00</b>	<b>281,425.00</b>	<b>203,159.08</b>	<b>-27.81%</b>

10 E 004 1110 7100 00 000000 0000	NON-CAPITAL OUTLAY	3,000.00	3,000.00	4,963.63	65.45%
<b>TOTAL</b>	<b>NON-CAPITAL EQUIPMENT</b>	<b>3,000.00</b>	<b>3,000.00</b>	<b>4,963.63</b>	<b>65.45%</b>
<b>GRAND TOTAL</b>	<b>ELEMENTARY</b>	<b>10,447,167.00</b>	<b>10,255,458.00</b>	<b>9,994,858.90</b>	<b>-2.54%</b>
<b>MIDDLE SCHOOL</b>					
10 E 003 1120 1100 00 000000 0000	TEACHER SALARY	1,465,505.00	1,362,550.00	1,308,113.83	-4.00%
10 E 011 1120 1100 00 000000 0000	TEACHER SALARY	3,057,250.00	2,698,620.00	2,686,393.21	-0.45%
10 E 003 1120 1120 00 000000 0000	LONGEVITY	3,800.00	2,970.00	2,969.92	0.00%
10 E 011 1120 1120 00 000000 0000	LONGEVITY	21,465.00	20,550.00	20,511.01	-0.19%
10 E 003 1120 1130 00 000000 0000	SALARY ADD ON	32,765.00	27,760.00	20,808.17	-25.04%
10 E 011 1120 1130 00 000000 0000	SALARY ADD ON	47,985.00	42,350.00	36,389.42	-14.07%
10 E 003 1120 1135 00 000000 0000	INTERNAL SUBSTITUTION	8,000.00	3,000.00	6,420.00	114.00%
10 E 011 1120 1135 00 000000 0000	INTERNAL SUBSTITUTION	27,000.00	19,000.00	24,940.00	31.26%
10 E 003 1120 1140 00 000000 0000	MENTORING SALARY	0.00	1,700.00	1,596.82	-6.07%
10 E 011 1120 1140 00 000000 0000	MENTORING SALARY	6,300.00	3,400.00	3,376.44	-0.69%
10 E 003 1120 1200 00 000000 0000	INSURANCE STIPEND	1,206.00	0.00	0.00	0.00%
10 E 011 1120 1200 00 000000 0000	INSURANCE STIPEND	14,400.00	12,600.00	14,400.00	14.29%
10 E 003 1120 1230 00 000000 0000	HOMEBOUND TEACHER PAY	500.00	500.00	0.00	-100.00%
10 E 011 1120 1230 00 000000 0000	HOMEBOUND TEACHER PAY	1,000.00	3,100.00	816.40	-73.66%
10 E 003 1120 1250 00 000000 0000	LUNCHROOM SUPERVISOR	15,500.00	15,500.00	15,253.72	-1.59%
10 E 011 1120 1250 00 000000 0000	LUNCHROOM SUPERVISOR	33,500.00	33,500.00	28,904.10	-13.72%
<b>TOTAL</b>	<b>SALARIES</b>	<b>4,736,176.00</b>	<b>4,247,100.00</b>	<b>4,170,893.04</b>	<b>-1.79%</b>
10 E 003 1120 2110 00 000000 0000	TEACHER RETIREMENT	151,950.00	143,450.00	136,250.69	-5.02%
10 E 011 1120 2110 00 000000 0000	TEACHER RETIREMENT	322,185.00	283,095.00	283,057.82	-0.01%
10 E 003 1120 2160 00 000000 0000	TRS SURCHARGE EXPENSE	9,795.00	9,245.00	8,781.66	-5.01%
10 E 011 1120 2160 00 000000 0000	TRS SURCHARGE EXPENSE	20,765.00	18,245.00	18,242.95	-0.01%
10 E 003 1120 2210 00 000000 0000	LIFE INSURANCE	870.00	892.00	866.57	-2.85%
10 E 011 1120 2210 00 000000 0000	LIFE INSURANCE	1,760.00	1,690.00	1,679.60	-0.62%
10 E 003 1120 2220 00 000000 0000	MEDICAL INSURANCE	288,950.00	295,410.00	282,738.77	-4.29%
10 E 011 1120 2220 00 000000 0000	MEDICAL INSURANCE	478,650.00	465,920.00	441,365.97	-5.27%
10 E 003 1120 2230 00 000000 0000	DENTAL INSURANCE	17,050.00	16,265.00	15,152.02	-6.84%
10 E 011 1120 2230 00 000000 0000	DENTAL INSURANCE	27,720.00	24,550.00	23,030.64	-6.19%
10 E 003 1120 2290 00 000000 0000	TEACHERS RETIREMENT INSURANCE	28,170.00	26,610.00	23,768.52	-10.68%
10 E 011 1120 2290 00 000000 0000	TEACHERS RETIREMENT INSURANCE	56,210.00	49,385.00	49,379.16	-0.01%
10 E 003 1120 2300 00 000000 0000	TUITION REIMBURSEMENT	11,700.00	10,000.00	11,700.00	17.00%
10 E 011 1120 2300 00 000000 0000	TUITION REIMBURSEMENT	12,600.00	14,000.00	12,600.00	-10.00%
10 E 003 1120 2900 00 000000 0000	403B MATCH	3,125.00	1,950.00	2,184.50	12.03%
10 E 011 1120 2900 00 000000 0000	403B MATCH	2,000.00	1,400.00	1,400.00	0.00%
<b>TOTAL</b>	<b>EMPLOYEE BENEFITS</b>	<b>1,433,500.00</b>	<b>1,362,107.00</b>	<b>1,312,198.87</b>	<b>-3.66%</b>
10 E 003 1120 3190 00 000000 0000	PURCHASE SERVICES	2,000.00	4,000.00	6,109.76	52.74%
10 E 011 1120 3190 00 000000 0000	PURCHASE SERVICES	5,000.00	5,000.00	950.00	-81.00%
10 E 003 1120 3230 00 000000 0000	REPAIRS	1,500.00	1,500.00	427.05	-71.53%
10 E 011 1120 3230 00 000000 0000	REPAIRS	3,950.00	3,950.00	2,392.05	-39.44%
10 E 003 1120 3320 00 000000 0000	TRAVEL	500.00	500.00	463.76	-7.25%
10 E 011 1120 3320 00 000000 0000	TRAVEL	300.00	300.00	226.71	-24.43%
10 E 003 1120 3900 00 000000 0000	OTHER PURCHASED SERVICES	12,000.00	8,500.00	12,289.45	44.58%
10 E 011 1120 3900 00 000000 0000	OTHER PURCHASED SERVICES	3,000.00	5,000.00	0.00	-100.00%
<b>TOTAL</b>	<b>PURCHASED SERVICES</b>	<b>28,250.00</b>	<b>28,750.00</b>	<b>22,858.78</b>	<b>-20.49%</b>
10 E 003 1120 4100 00 000000 0000	INSTRUCTIONAL SUPPLIES	15,000.00	15,000.00	12,072.69	-19.52%
10 E 011 1120 4100 00 000000 0000	INSTRUCTIONAL SUPPLIES	18,820.00	18,815.00	1,883.17	-89.99%
10 E 011 1120 4110 00 000000 0000	INSTRUCTIONAL SUPPLIES	16,500.00	16,500.00	15,418.15	-6.56%
10 E 003 1120 4160 00 000000 0000	COPY PAPER	3,900.00	3,000.00	2,944.00	-1.87%
10 E 011 1120 4160 00 000000 0000	COPY PAPER	5,100.00	6,560.00	6,555.15	-0.07%
10 E 003 1120 4170 00 000000 0000	COPY SUPPLIES	150.00	150.00	458.23	205.49%
10 E 011 1120 4170 00 000000 0000	COPY SUPPLIES	750.00	660.00	739.73	12.08%
10 E 003 1120 4200 00 000000 0000	MISC. TEXTBOOK REPLACABLES	10,000.00	10,000.00	1,334.12	-86.66%
10 E 011 1120 4200 00 000000 0000	MISC. TEXTBOOK REPLACABLES	20,000.00	20,000.00	2,916.55	-85.42%
10 E 003 1120 4250 00 000000 0000	NURSE SUPPLIES	0.00	1,500.00	1,417.32	-5.51%
10 E 011 1120 4250 00 000000 0000	NURSE SUPPLIES	0.00	1,073.00	1,736.21	61.81%
10 E 003 1120 4900 00 000000 0000	OTHER SUPPLIES	5,000.00	0.00	5,753.57	0.00%
10 E 011 1120 4900 00 000000 0000	OTHER SUPPLIES	40,000.00	20,000.00	39,964.60	99.82%
<b>TOTAL</b>	<b>SUPPLIES</b>	<b>135,220.00</b>	<b>113,258.00</b>	<b>93,193.49</b>	<b>-17.72%</b>
10 E 003 1120 7100 00 000000 0000	NON-CAPITAL OUTLAY	7,000.00	7,000.00	0.00	-100.00%
10 E 011 1120 7100 00 000000 0000	NON-CAPITAL OUTLAY	5,000.00	0.00	1,746.40	0.00%
<b>TOTAL</b>	<b>NON-CAPITAL EQUIPMENT</b>	<b>12,000.00</b>	<b>7,000.00</b>	<b>1,746.40</b>	<b>-75.05%</b>
<b>GRAND TOTAL</b>	<b>MIDDLE SCHOOL</b>	<b>6,345,146.00</b>	<b>5,758,215.00</b>	<b>5,600,890.58</b>	<b>-2.73%</b>
<b>HIGH SCHOOL</b>					
10 E 002 1130 1100 00 000000 0000	HIGH SCHOOL SALARIES	5,786,165.00	5,222,850.00	5,319,511.60	1.85%
10 E 002 1130 1120 00 000000 0000	LONGEVITY	36,190.00	33,690.00	33,690.03	0.00%

10 E 002 1130 1130 00 000000 0000	SALARY ADD ON	191,625.00	148,520.00	143,872.68	-3.13%
10 E 002 1130 1135 00 000000 0000	INTERNAL SUBSTITUTION	75,000.00	50,000.00	71,645.00	43.29%
10 E 002 1130 1140 00 000000 0000	MENTORING SALARY	6,270.00	11,600.00	11,230.32	-3.19%
10 E 002 1130 1150 00 000000 0000	ACCOMPANIST	32,755.00	30,795.00	8,617.61	-72.02%
10 E 002 1130 1200 00 000000 0000	INSURANCE STIPEND	13,000.00	8,695.00	12,894.00	48.29%
10 E 002 1130 1230 00 000000 0000	HOMEBOUND TEACHER PAY	1,000.00	500.00	1,000.00	100.00%
10 E 002 1130 1250 00 000000 0000	LUNCHROOM SUPERVISION	55,000.00	50,000.00	52,196.14	4.39%
<b>TOTAL</b>	<b>SALARIES</b>	<b>6,197,005.00</b>	<b>5,556,650.00</b>	<b>5,654,657.38</b>	<b>1.76%</b>
10 E 002 1130 2110 00 000000 0000	TEACHER RETIREMENT	624,500.00	558,260.00	572,647.71	2.58%
10 E 002 1130 2160 00 000000 0000	TRS SURCHARGE EXPENSE	40,250.00	35,980.00	36,900.65	2.56%
10 E 002 1130 2210 00 000000 0000	LIFE INSURANCE	3,670.00	3,395.00	3,402.76	0.23%
10 E 002 1130 2220 00 000000 0000	MEDICAL INSURANCE	1,026,895.00	995,736.00	947,395.20	-4.85%
10 E 002 1130 2230 00 000000 0000	DENTAL INSURANCE	60,460.00	54,610.00	56,595.96	3.64%
10 E 002 1130 2290 00 000000 0000	TEACHERS RETIREMENT INSURANCE	108,950.00	97,390.00	99,891.85	2.57%
10 E 002 1130 2300 00 000000 0000	TUITION REIMBURSEMENT	31,500.00	40,000.00	31,500.00	-21.25%
10 E 002 1130 2900 00 000000 0000	403B MATCH	5,415.00	2,900.00	3,790.50	30.71%
<b>TOTAL</b>	<b>EMPLOYEE BENEFITS</b>	<b>1,901,640.00</b>	<b>1,788,271.00</b>	<b>1,752,124.63</b>	<b>-2.02%</b>
10 E 002 1130 3100 00 000000 0000	POLICE/LIASON OFFICER	63,400.00	55,000.00	52,865.92	-3.88%
10 E 002 1130 3190 00 000000 0000	PURCHASE SERVICES	16,000.00	16,000.00	44,229.31	176.43%
10 E 002 1130 3230 00 000000 0000	REPAIRS	10,000.00	9,000.00	6,885.45	-23.50%
10 E 002 1130 3320 00 000000 0000	TRAVEL	0.00	150.00	0.00	-100.00%
10 E 002 1130 3900 00 000000 0000	OTHER PURCHASE SERVICES	60,000.00	60,000.00	67,076.47	11.79%
<b>TOTAL</b>	<b>PURCHASED SERVICES</b>	<b>149,400.00</b>	<b>140,150.00</b>	<b>171,057.15</b>	<b>22.05%</b>
10 E 002 1130 4100 00 000000 0000	GENERAL SUPPLIES	49,000.00	48,680.00	44,596.66	-8.39%
10 E 002 1130 4100 01 000000 0000	GENERAL SUPPLIES	60,000.00	0.00	211,221.00	0.00%
10 E 002 1130 4160 00 000000 0000	COPY PAPER	16,200.00	4,010.00	4,002.00	-0.20%
10 E 002 1130 4200 00 000000 0000	MISC. TEXTBOOK REPLACABLES	75,000.00	75,000.00	43,604.15	-41.86%
10 E 002 1130 4250 00 000000 0000	NURSE SUPPLIES	0.00	900.00	740.37	-17.74%
10 E 002 1130 4900 00 000000 0000	OTHER SUPPLIES	22,000.00	22,000.00	45,708.54	107.77%
<b>TOTAL</b>	<b>SUPPLIES</b>	<b>222,200.00</b>	<b>150,590.00</b>	<b>349,872.72</b>	<b>132.33%</b>
10 E 002 1130 7100 00 000000 0000	NON-CAPITAL OUTLAY	54,500.00	900,000.00	47,102.00	-94.77%
<b>TOTAL</b>	<b>NON-CAPITAL EQUIPMENT</b>	<b>54,500.00</b>	<b>900,000.00</b>	<b>47,102.00</b>	<b>-94.77%</b>
<b>GRAND TOTAL</b>	<b>HIGH SCHOOL</b>	<b>8,524,745.00</b>	<b>8,535,661.00</b>	<b>7,974,813.88</b>	<b>-6.57%</b>
<b>SPECIAL PROGRAMS</b>					
10 E 001 1200 1220 00 000000 0000	SPECIAL ED TEACHER SUBSTITUTES	12,000.00	20,000.00	10,770.00	-46.15%
10 E 001 1200 1240 00 000000 0000	SPECIAL ED PARA-PRO/SUBSTITUTES	62,000.00	46,000.00	60,155.54	30.77%
<b>TOTAL</b>	<b>SALARIES</b>	<b>74,000.00</b>	<b>66,000.00</b>	<b>70,925.54</b>	<b>7.46%</b>
10 E 001 1200 2160 00 000000 0000	SPEC ED SUB TRS SURCHARGE	65.00	100.00	61.01	-38.99%
10 E 001 1200 2290 00 000000 0000	TEACHER RETIREMENT INSURANCE	70.00	105.00	70.46	-32.90%
<b>TOTAL</b>	<b>EMPLOYEE BENEFITS</b>	<b>135.00</b>	<b>205.00</b>	<b>131.47</b>	<b>-35.87%</b>
<b>GRAND TOTAL</b>	<b>SPECIAL PROGRAMS</b>	<b>74,135.00</b>	<b>66,205.00</b>	<b>71,057.01</b>	<b>7.33%</b>
<b>SPECIAL EDUCATION</b>					
10 E 001 1205 1000 00 000000 0000	FACILITATOR EXTENDED PROGRAMS	110,365.00	96,282.00	95,929.43	-0.37%
10 E 001 1205 1100 00 000000 0000	SPECIAL ED COORDINATORS	274,675.00	272,119.00	280,285.68	3.00%
10 E 001 1205 1110 00 000000 0000	BCBA SALARY	60,905.00	0.00	0.00	0.00%
10 E 002 1205 1000 00 000000 0000	ALOP TEACHER SALARY	70,335.00	68,730.00	49,973.48	-27.29%
10 E 002 1205 1100 00 000000 0000	SPECIAL ED TEACHER SALARY	609,115.00	561,125.00	406,803.23	-27.50%
10 E 003 1205 1100 00 000000 0000	SPECIAL ED TEACHER SALARY	184,305.00	129,120.00	105,489.22	-18.30%
10 E 004 1205 1100 00 000000 0000	SPECIAL ED TEACHER SALARY	432,645.00	301,210.00	291,989.04	-3.06%
10 E 005 1205 1100 00 000000 0000	SPECIAL ED TEACHER SALARY	112,385.00	172,640.00	166,185.58	-3.74%
10 E 008 1205 1100 00 000000 0000	SPECIAL ED TEACHER SALARY	274,340.00	197,545.00	130,488.14	-33.95%
10 E 010 1205 1100 00 000000 0000	SPECIAL ED TEACHER SALARY	210,360.00	162,965.00	139,468.01	-14.42%
10 E 011 1205 1100 00 000000 0000	SPECIAL ED TEACHER SALARY	359,440.00	289,400.00	309,630.41	6.99%
10 E 005 1205 1120 00 000000 0000	LONGEVITY	2,850.00	2,784.00	2,784.30	0.01%
10 E 001 1205 1130 00 000000 0000	SALARY ADD ON-SPECIAL ED	0.00	1,100.00	434.48	-60.50%
10 E 002 1205 1130 00 000000 0000	SALARY ADD ON	3,600.00	2,000.00	0.00	-100.00%
10 E 003 1205 1130 00 000000 0000	SALARY ADD ON	870.00	275.00	0.00	-100.00%
10 E 004 1205 1130 00 000000 0000	SALARY ADD ON	2,310.00	200.00	0.00	-100.00%
10 E 005 1205 1130 00 000000 0000	SALARY ADD ON	895.00	600.00	0.00	-100.00%
10 E 008 1205 1130 00 000000 0000	SALARY ADD ON	1,405.00	200.00	0.00	-100.00%
10 E 010 1205 1130 00 000000 0000	SALARY ADD ON	1,145.00	500.00	0.00	-100.00%
10 E 011 1205 1130 00 000000 0000	SALARY ADD ON	1,900.00	800.00	0.00	-100.00%
10 E 002 1205 1140 00 000000 0000	MENTOR	5,335.00	1,980.00	1,544.32	-22.00%
10 E 003 1205 1140 00 000000 0000	MENTOR	2,510.00	565.00	0.00	-100.00%
10 E 004 1205 1140 00 000000 0000	MENTOR	2,510.00	0.00	0.00	0.00%
10 E 005 1205 1140 00 000000 0000	MENTOR	1,255.00	0.00	0.00	0.00%
10 E 008 1205 1140 00 000000 0000	MENTOR	3,765.00	1,700.00	1,125.48	-33.80%

10 E 010 1205 1140 00 000000 0000	MENTOR	1,570.00	565.00	1,884.96	233.62%
10 E 011 1205 1140 00 000000 0000	MENTOR	3,135.00	0.00	183.00	0.00%
10 E 002 1205 1150 00 000000 0000	SPECIAL ED AIDE SALARY	125,490.00	118,992.00	113,185.47	-4.88%
10 E 003 1205 1150 00 000000 0000	SPECIAL ED AIDE SALARY	72,525.00	47,767.00	42,607.04	-10.80%
10 E 004 1205 1150 00 000000 0000	SPECIAL ED AIDE SALARY	209,340.00	179,625.00	167,577.83	-6.71%
10 E 005 1205 1150 00 000000 0000	SPECIAL ED AIDE SALARY	68,865.00	90,190.00	85,883.87	-4.77%
10 E 008 1205 1150 00 000000 0000	SPECIAL ED AIDE SALARY	169,320.00	146,723.00	148,689.60	1.34%
10 E 010 1205 1150 00 000000 0000	SPECIAL ED AIDE SALARY	177,875.00	149,144.00	130,827.95	-12.28%
10 E 011 1205 1150 00 000000 0000	SPECIAL ED AIDE SALARY	122,815.00	117,140.00	113,348.84	-3.24%
10 E 002 1205 1200 00 000000 0000	INSURANCE STIPEND	1,500.00	1,800.00	1,800.00	0.00%
10 E 003 1205 1200 00 000000 0000	INSURANCE STIPEND	3,600.00	1,800.00	4,500.00	150.00%
10 E 004 1205 1200 00 000000 0000	INSURANCE STIPEND	1,800.00	3,600.00	3,600.00	0.00%
10 E 005 1205 1200 00 000000 0000	INSURANCE STIPEND	1,800.00	1,800.00	1,800.00	0.00%
10 E 008 1205 1200 00 000000 0000	INSURANCE STIPEND	5,400.00	5,400.00	7,200.00	33.33%
10 E 010 1205 1200 00 000000 0000	INSURANCE STIPEND	1,800.00	1,800.00	5,400.00	200.00%
10 E 011 1205 1200 00 000000 0000	INSURANCE STIPEND	7,200.00	1,800.00	7,200.00	300.00%
<b>TOTAL</b>	<b>SALARIES</b>	<b>3,703,255.00</b>	<b>3,131,986.00</b>	<b>2,817,819.36</b>	<b>-10.03%</b>
10 E 001 1205 2110 00 000000 0000	TEACHER RETIREMENT	37,900.00	37,260.00	37,963.42	1.89%
10 E 002 1205 2110 00 000000 0000	TEACHER RETIREMENT	74,950.00	61,605.00	46,930.89	-23.82%
10 E 003 1205 2110 00 000000 0000	TEACHER RETIREMENT	16,525.00	10,715.00	10,789.14	0.69%
10 E 004 1205 2110 00 000000 0000	TEACHER RETIREMENT	43,120.00	30,522.00	29,419.57	-3.61%
10 E 005 1205 2110 00 000000 0000	TEACHER RETIREMENT	16,900.00	17,765.00	16,978.31	-4.43%
10 E 008 1205 2110 00 000000 0000	TEACHER RETIREMENT	26,475.00	19,390.00	13,728.87	-29.20%
10 E 010 1205 2110 00 000000 0000	TEACHER RETIREMENT	21,410.00	17,000.00	14,336.05	-15.67%
10 E 011 1205 2110 00 000000 0000	TEACHER RETIREMENT	35,690.00	29,705.00	31,565.61	6.26%
10 E 001 1205 2160 00 000000 0000	TRS SURCHARGE EXPENSE	2,445.00	2,400.00	2,446.64	1.94%
10 E 002 1205 2160 00 000000 0000	TRS SURCHARGE EXPENSE	4,850.00	3,970.00	3,024.55	-23.81%
10 E 003 1205 2160 00 000000 0000	TRS SURCHARGE EXPENSE	1,065.00	690.00	692.91	0.42%
10 E 004 1205 2160 00 000000 0000	TRS SURCHARGE EXPENSE	2,780.00	1,970.00	1,896.19	-3.75%
10 E 005 1205 2160 00 000000 0000	TRS SURCHARGE EXPENSE	1,090.00	1,145.00	1,092.47	-4.59%
10 E 008 1205 2160 00 000000 0000	TRS SURCHARGE EXPENSE	1,705.00	1,250.00	884.73	-29.22%
10 E 010 1205 2160 00 000000 0000	TRS SURCHARGE EXPENSE	1,380.00	1,095.00	924.05	-15.61%
10 E 011 1205 2160 00 000000 0000	TRS SURCHARGE EXPENSE	2,300.00	1,915.00	2,034.46	6.24%
10 E 001 1205 2210 00 000000 0000	LIFE INSURANCE	505.00	365.00	357.20	-2.14%
10 E 002 1205 2210 00 000000 0000	LIFE INSURANCE	550.00	410.00	344.81	-15.90%
10 E 003 1205 2210 00 000000 0000	LIFE INSURANCE	140.00	92.00	91.20	-0.87%
10 E 004 1205 2210 00 000000 0000	LIFE INSURANCE	275.00	182.00	178.52	-1.91%
10 E 005 1205 2210 00 000000 0000	LIFE INSURANCE	92.00	92.00	87.40	-5.00%
10 E 008 1205 2210 00 000000 0000	LIFE INSURANCE	185.00	160.00	99.64	-37.73%
10 E 010 1205 2210 00 000000 0000	LIFE INSURANCE	140.00	114.00	98.80	-13.33%
10 E 011 1205 2210 00 000000 0000	LIFE INSURANCE	140.00	228.00	257.56	12.96%
10 E 001 1205 2220 00 000000 0000	MEDICAL INSURANCE	114,900.00	79,240.00	76,327.98	-3.67%
10 E 002 1205 2220 00 000000 0000	MEDICAL INSURANCE	214,810.00	160,500.00	135,430.61	-15.62%
10 E 003 1205 2220 00 000000 0000	MEDICAL INSURANCE	54,500.00	10,965.00	16,357.76	49.18%
10 E 004 1205 2220 00 000000 0000	MEDICAL INSURANCE	154,655.00	92,960.00	104,818.81	12.76%
10 E 005 1205 2220 00 000000 0000	MEDICAL INSURANCE	53,070.00	36,930.00	62,489.28	69.21%
10 E 008 1205 2220 00 000000 0000	MEDICAL INSURANCE	96,700.00	67,930.00	54,889.36	-19.20%
10 E 010 1205 2220 00 000000 0000	MEDICAL INSURANCE	107,685.00	91,090.00	70,186.64	-22.95%
10 E 011 1205 2220 00 000000 0000	MEDICAL INSURANCE	43,510.00	101,506.00	67,558.16	-33.44%
10 E 001 1205 2230 00 000000 0000	DENTAL INSURANCE	6,915.00	4,215.00	4,071.90	-3.40%
10 E 002 1205 2230 00 000000 0000	DENTAL INSURANCE	11,750.00	7,975.00	7,021.91	-11.95%
10 E 003 1205 2230 00 000000 0000	DENTAL INSURANCE	3,050.00	0.00	275.28	0.00%
10 E 004 1205 2230 00 000000 0000	DENTAL INSURANCE	8,485.00	5,025.00	5,780.29	15.03%
10 E 005 1205 2230 00 000000 0000	DENTAL INSURANCE	3,050.00	3,370.00	3,311.68	-1.73%
10 E 008 1205 2230 00 000000 0000	DENTAL INSURANCE	5,505.00	3,645.00	2,935.36	-19.47%
10 E 010 1205 2230 00 000000 0000	DENTAL INSURANCE	5,435.00	4,746.00	3,020.76	-36.35%
10 E 011 1205 2230 00 000000 0000	DENTAL INSURANCE	2,460.00	5,640.00	2,937.44	-47.92%
10 E 001 1205 2250 00 000000 0000	LONG TERM DISABILITY	1,150.00	904.00	978.24	8.21%
10 E 001 1205 2290 00 000000 0000	TEACHER RETIREMENT INSURANCE	6,610.00	6,500.00	6,622.68	1.89%
10 E 002 1205 2290 00 000000 0000	TEACHER RETIREMENT INSURANCE	13,075.00	10,750.00	8,186.90	-23.84%
10 E 003 1205 2290 00 000000 0000	TEACHER RETIREMENT INSURANCE	2,885.00	1,870.00	1,879.22	0.49%
10 E 004 1205 2290 00 000000 0000	TEACHER RETIREMENT INSURANCE	7,500.00	5,325.00	5,132.08	-3.62%
10 E 005 1205 2290 00 000000 0000	TEACHER RETIREMENT INSURANCE	2,950.00	3,100.00	2,928.17	-5.54%
10 E 008 1205 2290 00 000000 0000	TEACHER RETIREMENT INSURANCE	4,615.00	3,385.00	2,394.89	-29.25%
10 E 010 1205 2290 00 000000 0000	TEACHER RETIREMENT INSURANCE	3,730.00	2,970.00	2,500.80	-15.80%
10 E 011 1205 2290 00 000000 0000	TEACHER RETIREMENT INSURANCE	6,250.00	5,185.00	5,506.38	6.20%
10 E 008 1205 2900 00 000000 0000	403B MATCH	500.00	200.00	0.00	-100.00%
10 E 011 1205 2900 00 000000 0000	403B MATCH	500.00	700.00	350.00	-50.00%
<b>TOTAL</b>	<b>EMPLOYEE BENEFITS</b>	<b>1,228,857.00</b>	<b>956,666.00</b>	<b>870,115.57</b>	<b>-9.05%</b>
10 E 001 1205 3100 00 000000 0000	PURCHASE SERVICES	218,700.00	50,000.00	44,081.25	-11.84%
10 E 001 1205 3190 00 000000 0000	OTHER PROFESSIONAL SERVICES-NIA FEES	15,000.00	20,000.00	9,158.18	-54.21%
10 E 001 1205 3320 00 000000 0000	TRAVEL	1,500.00	1,500.00	1,934.14	28.94%
10 E 008 1205 3320 00 000000 0000	TRAVEL	50.00	50.00	0.00	-100.00%

10 E 010 1205 3320 00 000000 0000	TRAVEL	50.00	250.00	0.00	-100.00%
<b>TOTAL</b>	<b>PURCHASED SERVICES</b>	<b>235,300.00</b>	<b>71,800.00</b>	<b>55,173.57</b>	<b>-23.16%</b>
10 E 001 1205 4100 00 000000 0000	GENERAL SUPPLIES	1,500.00	1,500.00	142.07	-90.53%
10 E 002 1205 4100 00 000000 0000	GENERAL SUPPLIES	2,200.00	2,200.00	1,792.28	-18.53%
10 E 003 1205 4100 00 000000 0000	GENERAL SUPPLIES	350.00	350.00	337.28	-3.63%
10 E 004 1205 4100 00 000000 0000	GENERAL SUPPLIES	2,000.00	2,500.00	1,881.46	-24.74%
10 E 005 1205 4100 00 000000 0000	GENERAL SUPPLIES	125.00	125.00	73.68	-41.06%
10 E 008 1205 4100 00 000000 0000	GENERAL SUPPLIES	750.00	750.00	138.57	-81.52%
10 E 010 1205 4100 00 000000 0000	GENERAL SUPPLIES	1,000.00	1,000.00	628.31	-37.17%
10 E 011 1205 4100 00 000000 0000	GENERAL SUPPLIES	1,100.00	800.00	1,035.19	29.40%
<b>TOTAL</b>	<b>SUPPLIES</b>	<b>9,025.00</b>	<b>9,225.00</b>	<b>6,028.84</b>	<b>-34.65%</b>
10 E 001 1205 6400 00 000000 0000	DUES/FEES	2,000.00	2,000.00	750.00	-62.50%
<b>TOTAL</b>	<b>OTHER OBJECTS</b>	<b>2,000.00</b>	<b>2,000.00</b>	<b>750.00</b>	<b>-62.50%</b>
10 E 001 1205 7100 00 000000 0000	NON-CAPITAL OUTLAY	4,000.00	4,000.00	0.00	-100.00%
<b>TOTAL</b>	<b>NON-CAPITAL EQUIPMENT</b>	<b>4,000.00</b>	<b>4,000.00</b>	<b>0.00</b>	<b>-100.00%</b>
<b>GRAND TOTAL</b>	<b>SPECIAL EDUCATION</b>	<b>5,182,437.00</b>	<b>4,175,677.00</b>	<b>3,749,887.34</b>	<b>-10.20%</b>
<b>EARLY CHILDHOOD</b>					
10 E 001 1225 1000 00 000000 0000	EARLY CHILDHOOD COORDINATOR SALARY	0.00	20,000.00	0.00	-100.00%
10 E 001 1225 1110 00 000000 0000	EARLY CHILDHOOD SECRETARY SALARY	33,925.00	32,232.00	32,232.18	0.00%
10 E 004 1225 1100 00 000000 0000	EARLY CHILDHOOD SALARIES	141,025.00	133,988.00	132,067.48	-1.43%
10 E 008 1225 1100 00 000000 0000	EARLY CHILDHOOD SALARIES	321,960.00	122,200.00	127,017.46	3.94%
10 E 010 1225 1100 00 000000 0000	EARLY CHILDHOOD SALARIES	126,175.00	221,895.00	210,918.08	-4.95%
10 E 008 1225 1120 00 000000 0000	LONGEVITY	1,900.00	1,856.00	1,856.20	0.01%
10 E 004 1225 1130 00 000000 0000	SALARY ADD ON	1,000.00	1,000.00	301.71	-69.83%
10 E 008 1225 1130 00 000000 0000	SALARY ADD ON	1,000.00	1,000.00	814.04	-18.60%
10 E 010 1225 1130 00 000000 0000	SALARY ADD ON	1,000.00	1,000.00	399.42	-60.06%
10 E 004 1225 1140 00 000000 0000	MENTOR	0.00	1,135.00	942.48	-16.96%
10 E 008 1225 1140 00 000000 0000	MENTOR	1,255.00	0.00	0.00	0.00%
10 E 010 1225 1140 00 000000 0000	MENTOR	1,255.00	0.00	0.00	0.00%
10 E 004 1225 1150 00 000000 0000	AIDE SALARIES	41,045.00	69,990.00	46,156.27	-34.05%
10 E 008 1225 1150 00 000000 0000	AIDE SALARIES	130,430.00	53,010.00	43,602.89	-17.75%
10 E 010 1225 1150 00 000000 0000	AIDE SALARIES	44,970.00	85,620.00	91,056.49	6.35%
10 E 004 1225 1200 00 000000 0000	INSURANCE STIPEND	1,800.00	3,600.00	0.00	-100.00%
10 E 008 1225 1200 00 000000 0000	INSURANCE STIPEND	1,800.00	0.00	1,500.00	0.00%
10 E 010 1225 1200 00 000000 0000	INSURANCE STIPEND	5,400.00	5,400.00	3,600.00	-33.33%
<b>TOTAL</b>	<b>SALARIES</b>	<b>855,940.00</b>	<b>753,926.00</b>	<b>692,464.70</b>	<b>-8.15%</b>
10 E 001 1225 2110 00 000000 0000	TEACHER RETIREMENT	0.00	1,980.00	0.00	-100.00%
10 E 004 1225 2110 00 000000 0000	TEACHER RETIREMENT	14,305.00	13,720.00	13,540.77	-1.31%
10 E 008 1225 2110 00 000000 0000	TEACHER RETIREMENT	32,575.00	12,355.00	13,188.22	6.74%
10 E 010 1225 2110 00 000000 0000	TEACHER RETIREMENT	13,372.00	22,480.00	21,255.56	-5.45%
10 E 001 1225 2160 00 000000 0000	TRS SURCHARGE EXPENSE	0.00	128.00	0.00	-100.00%
10 E 004 1225 2160 00 000000 0000	TRS SURCHARGE EXPENSE	925.00	885.00	872.60	-1.40%
10 E 008 1225 2160 00 000000 0000	TRS SURCHARGE EXPENSE	2,100.00	800.00	849.89	6.24%
10 E 010 1225 2160 00 000000 0000	TRS SURCHARGE EXPENSE	870.00	1,045.00	1,369.99	31.10%
10 E 001 1225 2210 00 000000 0000	LIFE INSURANCE	25.00	35.00	22.80	-34.86%
10 E 004 1225 2210 00 000000 0000	LIFE INSURANCE	95.00	137.00	91.20	-33.43%
10 E 008 1225 2210 00 000000 0000	LIFE INSURANCE	185.00	92.00	91.20	-0.87%
10 E 010 1225 2210 00 000000 0000	LIFE INSURANCE	95.00	70.00	129.20	84.57%
10 E 001 1225 2220 00 000000 0000	MEDICAL INSURANCE	14,360.00	17,000.00	14,212.12	-16.40%
10 E 004 1225 2220 00 000000 0000	MEDICAL INSURANCE	48,995.00	21,930.00	42,916.60	95.70%
10 E 008 1225 2220 00 000000 0000	MEDICAL INSURANCE	117,060.00	49,340.00	29,240.88	-40.74%
10 E 010 1225 2220 00 000000 0000	MEDICAL INSURANCE	10,990.00	51,790.00	44,223.50	-14.61%
10 E 001 1225 2230 00 000000 0000	DENTAL INSURANCE	845.00	1,000.00	775.36	-22.46%
10 E 004 1225 2230 00 000000 0000	DENTAL INSURANCE	1,860.00	550.00	1,611.16	192.94%
10 E 008 1225 2230 00 000000 0000	DENTAL INSURANCE	6,320.00	2,480.00	1,537.76	-37.99%
10 E 010 1225 2230 00 000000 0000	DENTAL INSURANCE	1,410.00	3,025.00	3,026.96	0.06%
10 E 001 1225 2250 00 000000 0000	LONG TERM DISABILITY	0.00	40.00	0.00	-100.00%
10 E 001 1225 2290 00 000000 0000	TEACHER RETIREMENT INSURANCE	0.00	345.00	0.00	-100.00%
10 E 004 1225 2290 00 000000 0000	TEACHER RETIREMENT INSURANCE	2,495.00	3,395.00	2,362.24	-30.42%
10 E 008 1225 2290 00 000000 0000	TEACHER RETIREMENT INSURANCE	5,685.00	2,155.00	2,300.62	6.76%
10 E 010 1225 2290 00 000000 0000	TEACHER RETIREMENT INSURANCE	2,335.00	3,925.00	3,708.11	-5.53%
10 E 008 1225 2900 00 000000 0000	403B MATCH	500.00	0.00	60.00	0.00%
<b>TOTAL</b>	<b>EMPLOYEE BENEFITS</b>	<b>277,402.00</b>	<b>210,702.00</b>	<b>197,386.74</b>	<b>-6.32%</b>
10 E 010 1225 3100 00 000000 0000	PURCHASE SERVICES	2,000.00	5,000.00	0.00	-100.00%
<b>TOTAL</b>	<b>PURCHASED SERVICES</b>	<b>2,000.00</b>	<b>5,000.00</b>	<b>0.00</b>	<b>-100.00%</b>
10 E 004 1225 4100 00 000000 0000	GENERAL SUPPLIES	2,000.00	1,500.00	2,521.13	68.08%
10 E 008 1225 4100 00 000000 0000	GENERAL SUPPLIES	2,000.00	750.00	1,805.93	140.79%
10 E 010 1225 4100 00 000000 0000	GENERAL SUPPLIES	2,000.00	2,200.00	1,698.93	-22.78%

	<b>TOTAL SUPPLIES</b>	<b>6,000.00</b>	<b>4,450.00</b>	<b>6,025.99</b>	<b>35.42%</b>
10 E 001 1225 6400 00 000000 0000	DUES/FEES	0.00	200.00	0.00	-100.00%
	<b>TOTAL OTHER OBJECTS</b>	<b>0.00</b>	<b>200.00</b>	<b>0.00</b>	<b>-100.00%</b>
	<b>GRAND TOTAL EARLY CHILDHOOD</b>	<b>1,141,342.00</b>	<b>974,278.00</b>	<b>895,877.43</b>	<b>-8.05%</b>
<b>READING SPECIALIST</b>					
10 E 003 1250 1100 00 000000 0000	READING SPECIALIST	15,395.00	13,970.00	13,864.35	-0.76%
10 E 004 1250 1100 00 000000 0000	READING SPECIALIST	195,090.00	187,893.00	186,916.13	-0.52%
10 E 005 1250 1100 00 000000 0000	READING SPECIALIST	83,230.00	79,076.00	78,490.48	-0.74%
10 E 008 1250 1100 00 000000 0000	READING SPECIALIST	147,075.00	139,739.00	138,417.76	-0.95%
10 E 010 1250 1100 00 000000 0000	READING SPECIALIST	199,770.00	189,806.00	188,339.98	-0.77%
10 E 011 1250 1100 00 000000 0000	READING SPECIALIST	98,485.00	93,575.00	73,658.29	-21.28%
10 E 004 1250 1120 00 000000 0000	LONGEVITY	3,515.00	3,434.00	3,433.97	0.00%
10 E 005 1250 1120 00 000000 0000	LONGEVITY	1,140.00	1,114.00	1,113.72	-0.03%
10 E 008 1250 1120 00 000000 0000	LONGEVITY	1,140.00	1,114.00	1,113.72	-0.03%
10 E 010 1250 1120 00 000000 0000	LONGEVITY	1,805.00	1,763.00	1,763.39	0.02%
10 E 011 1250 1120 00 000000 0000	LONGEVITY	1,140.00	1,115.00	1,113.72	-0.11%
10 E 003 1250 1200 00 000000 0000	INSURANCE STIPEND	305.00	0.00	0.00	0.00%
10 E 010 1250 1200 00 000000 0000	INSURANCE STIPEND	1,800.00	1,800.00	1,800.00	0.00%
10 E 011 1250 1200 00 000000 0000	INSURANCE STIPEND	1,800.00	1,800.00	1,800.00	0.00%
	<b>TOTAL SALARIES</b>	<b>751,690.00</b>	<b>716,199.00</b>	<b>691,825.51</b>	<b>-3.40%</b>
10 E 003 1250 2110 00 000000 0000	TEACHER RETIREMENT	1,555.00	1,415.00	1,371.20	-3.10%
10 E 004 1250 2110 00 000000 0000	TEACHER RETIREMENT	19,685.00	19,280.00	19,181.80	-0.51%
10 E 005 1250 2110 00 000000 0000	TEACHER RETIREMENT	8,525.00	8,109.00	8,050.94	-0.72%
10 E 008 1250 2110 00 000000 0000	TEACHER RETIREMENT	15,015.00	14,290.00	14,155.80	-0.94%
10 E 010 1250 2110 00 000000 0000	TEACHER RETIREMENT	20,295.00	19,305.00	19,157.51	-0.76%
10 E 011 1250 2110 00 000000 0000	TEACHER RETIREMENT	10,030.00	9,545.00	7,751.07	-18.79%
10 E 003 1250 2160 00 000000 0000	TRS SURCHARGE EXPENSE	100.00	92.00	88.40	-3.91%
10 E 004 1250 2160 00 000000 0000	TRS SURCHARGE EXPENSE	1,270.00	1,245.00	1,236.25	-0.70%
10 E 005 1250 2160 00 000000 0000	TRS SURCHARGE EXPENSE	550.00	525.00	518.85	-1.17%
10 E 008 1250 2160 00 000000 0000	TRS SURCHARGE EXPENSE	970.00	925.00	912.40	-1.36%
10 E 010 1250 2160 00 000000 0000	TRS SURCHARGE EXPENSE	1,310.00	1,245.00	1,234.70	-0.83%
10 E 011 1250 2160 00 000000 0000	TRS SURCHARGE EXPENSE	650.00	615.00	499.51	-18.78%
10 E 003 1250 2210 00 000000 0000	LIFE INSURANCE	10.00	10.00	7.68	-23.20%
10 E 004 1250 2210 00 000000 0000	LIFE INSURANCE	92.00	92.00	91.20	-0.87%
10 E 005 1250 2210 00 000000 0000	LIFE INSURANCE	46.00	46.00	45.60	-0.87%
10 E 008 1250 2210 00 000000 0000	LIFE INSURANCE	92.00	92.00	91.20	-0.87%
10 E 010 1250 2210 00 000000 0000	LIFE INSURANCE	92.00	92.00	91.20	-0.87%
10 E 011 1250 2210 00 000000 0000	LIFE INSURANCE	46.00	46.00	35.80	-22.17%
10 E 003 1250 2220 00 000000 0000	MEDICAL INSURANCE	0.00	2,985.00	0.00	-100.00%
10 E 004 1250 2220 00 000000 0000	MEDICAL INSURANCE	28,760.00	28,825.00	28,675.24	-0.52%
10 E 005 1250 2220 00 000000 0000	MEDICAL INSURANCE	21,535.00	21,495.00	21,318.32	-0.82%
10 E 008 1250 2220 00 000000 0000	MEDICAL INSURANCE	21,975.00	21,930.00	21,751.36	-0.81%
10 E 010 1250 2220 00 000000 0000	MEDICAL INSURANCE	10,990.00	10,965.00	10,875.68	-0.81%
10 E 003 1250 2230 00 000000 0000	DENTAL INSURANCE	0.00	92.00	0.00	-100.00%
10 E 004 1250 2230 00 000000 0000	DENTAL INSURANCE	1,860.00	1,720.00	1,711.56	-0.49%
10 E 005 1250 2230 00 000000 0000	DENTAL INSURANCE	1,265.00	1,170.00	817.08	-30.16%
10 E 008 1250 2230 00 000000 0000	DENTAL INSURANCE	1,195.00	1,105.00	1,096.56	-0.76%
10 E 010 1250 2230 00 000000 0000	DENTAL INSURANCE	560.00	550.00	548.28	-0.31%
10 E 003 1250 2290 00 000000 0000	TEACHER RETIREMENT INSURANCE	270.00	246.00	239.31	-2.72%
10 E 004 1250 2290 00 000000 0000	TEACHER RETIREMENT INSURANCE	3,435.00	3,365.00	3,346.21	-0.56%
10 E 005 1250 2290 00 000000 0000	TEACHER RETIREMENT INSURANCE	1,490.00	1,415.00	1,404.50	-0.74%
10 E 008 1250 2290 00 000000 0000	TEACHER RETIREMENT INSURANCE	2,620.00	2,500.00	2,469.53	-1.22%
10 E 010 1250 2290 00 000000 0000	TEACHER RETIREMENT INSURANCE	3,540.00	3,367.00	3,341.99	-0.74%
10 E 011 1250 2290 00 000000 0000	TEACHER RETIREMENT INSURANCE	1,750.00	1,665.00	1,352.15	-18.79%
	<b>TOTAL EMPLOYEE BENEFITS</b>	<b>181,578.00</b>	<b>180,364.00</b>	<b>173,468.88</b>	<b>-3.82%</b>
	<b>GRAND TOTAL READING SPECIALISTS</b>	<b>933,268.00</b>	<b>896,563.00</b>	<b>865,294.39</b>	<b>-3.49%</b>
<b>VOCATIONAL PROGRAMS</b>					
10 E 002 1400 3100 00 000000 0000	PURCHASE SERVICES	600.00	0.00	607.80	0.00%
10 E 002 1400 3160 00 000000 0000	CAREER PATHWAYS SERVICES	0.00	10,000.00	17,973.79	79.74%
10 E 002 1400 3320 00 000000 0000	TRAVEL	100.00	150.00	98.14	-34.57%
	<b>TOTAL PURCHASED SERVICES</b>	<b>700.00</b>	<b>10,150.00</b>	<b>18,679.73</b>	<b>84.04%</b>
10 E 002 1400 4100 00 000000 0000	AGRICULTURE/VET TECH SUPPLIES	3,800.00	4,500.00	3,746.98	-16.73%
10 E 002 1400 4110 00 000000 0000	CAREER PATHWAYS SUPPLIES	50,000.00	30,000.00	74,550.66	148.50%
10 E 002 1400 4110 01 000000 0000	BIOMEDICAL/DIGITAL GRAPHICS/CNA	38,000.00	18,000.00	4,861.87	-72.99%
10 E 002 1400 4100 03 000000 0000	CTE/INCUBATOR/MOBILE MAKER SUPPLIES	2,000.00	3,600.00	1,217.17	-66.19%
	<b>TOTAL SUPPLIES</b>	<b>93,800.00</b>	<b>56,100.00</b>	<b>84,376.68</b>	<b>50.40%</b>
10 E 002 1400 7100 00 000000 0000	NON-CAPITAL OUTLAY	18,500.00	0.00	2,413.24	0.00%
	<b>TOTAL NON-CAPITAL EQUIPMENT</b>	<b>18,500.00</b>	<b>0.00</b>	<b>2,413.24</b>	<b>0.00%</b>

10 E 002 1400 5400 00 000000 0000	CAPITAL OUTLAY	5,000.00	5,000.00	0.00	-100.00%
<b>TOTAL</b>	<b>CAPITAL OUTLAYS</b>	<b>5,000.00</b>	<b>5,000.00</b>	<b>0.00</b>	<b>-100.00%</b>
10 E 002 1400 6400 00 000000 0000	DUES/FEES	350.00	0.00	360.00	0.00%
<b>TOTAL</b>	<b>OTHER OBJECTS</b>	<b>350.00</b>	<b>0.00</b>	<b>360.00</b>	<b>0.00%</b>
<b>GRAND TOTAL</b>	<b>VOCATIONAL PROGRAMS</b>	<b>118,350.00</b>	<b>71,250.00</b>	<b>105,829.65</b>	<b>48.53%</b>
<b>ATHLETICS</b>					
10 E 002 1500 1000 00 000000 0000	ATHLETIC DIRECTOR SALARY	221,085.00	217,230.00	217,228.05	0.00%
10 E 003 1500 1000 00 000000 0000	ATHLETIC COORDINATOR SALARY	3,390.00	3,060.00	3,329.66	8.81%
10 E 011 1500 1000 00 000000 0000	ATHLETIC COORDINATOR SALARY	3,390.00	3,060.00	3,329.66	8.81%
10 E 002 1500 1100 00 000000 0000	CHS COACHING	534,455.00	416,220.00	412,351.96	-0.93%
10 E 003 1500 1100 00 000000 0000	CMS COACHING	80,575.00	53,650.00	58,695.21	9.40%
10 E 011 1500 1100 00 000000 0000	PKMS COACHING	81,500.00	65,975.00	60,504.44	-8.29%
10 E 002 1500 1110 00 000000 0000	SECRETARY SALARY	44,300.00	36,085.00	37,499.67	3.92%
10 E 002 1500 1200 00 000000 0000	INSURANCE STIPEND	1,800.00	0.00	900.00	0.00%
10 E 002 1500 1250 00 000000 0000	ATHLETIC SUPERVISION	60,000.00	60,000.00	57,001.60	-5.00%
10 E 003 1500 1250 00 000000 0000	ATHLETIC SUPERVISION	5,800.00	5,800.00	5,660.00	-2.41%
10 E 011 1500 1250 00 000000 0000	ATHLETIC SUPERVISION	6,200.00	5,900.00	6,110.03	3.56%
10 E 002 1500 1900 00 000000 0000	SALARY ADD ON	1,000.00	1,000.00	-129.46	-112.95%
<b>TOTAL</b>	<b>SALARIES</b>	<b>1,043,495.00</b>	<b>867,980.00</b>	<b>862,480.82</b>	<b>-0.63%</b>
10 E 002 1500 2110 00 000000 0000	TEACHER RETIREMENT-AD/COACHING	70,275.00	59,445.00	43,227.11	-27.28%
10 E 003 1500 2110 00 000000 0000	TEACHER RETIREMENT-AD/COACHING	9,285.00	6,355.00	6,315.07	-0.63%
10 E 011 1500 2110 00 000000 0000	TEACHER RETIREMENT-AD/COACHING	9,530.00	7,500.00	6,905.09	-7.93%
10 E 002 1500 2160 00 000000 0000	TRS SURCHARGE EXPENSE-AD/COACHING	4,515.00	3,830.00	2,923.11	-23.68%
10 E 003 1500 2160 00 000000 0000	TRS SURCHARGE EXPENSE-AD/COACHING	600.00	410.00	406.88	-0.76%
10 E 011 1500 2160 00 000000 0000	TRS SURCHARGE EXPENSE-AD/COACHING	600.00	485.00	444.76	-8.30%
10 E 002 1500 2210 00 000000 0000	LIFE INSURANCE	200.00	200.00	199.88	-0.06%
10 E 003 1500 2210 00 000000 0000	LIFE INSURANCE	0.00	0.00	0.66	0.00%
10 E 002 1500 2220 00 000000 0000	MEDICAL INSURANCE	39,700.00	68,275.00	64,983.60	-4.82%
10 E 003 1500 2220 00 000000 0000	MEDICAL INSURANCE	0.00	0.00	157.99	0.00%
10 E 002 1500 2230 00 000000 0000	DENTAL INSURANCE	2,280.00	3,115.00	2,960.92	-4.95%
10 E 003 1500 2230 00 000000 0000	DENTAL INSURANCE	0.00	0.00	7.94	0.00%
10 E 002 1500 2250 00 000000 0000	LONG TERM DISABILITY	300.00	0.00	272.60	0.00%
10 E 002 1500 2290 00 000000 0000	TEACHER RETIREMENT INSURANCE	12,215.00	10,370.00	7,698.53	-25.76%
10 E 003 1500 2290 00 000000 0000	TEACHER RETIREMENT INSURANCE	1,620.00	1,110.00	1,101.82	-0.74%
10 E 011 1500 2290 00 000000 0000	TEACHER RETIREMENT INSURANCE	1,610.00	1,310.00	1,204.06	-8.09%
<b>TOTAL</b>	<b>EMPLOYEE BENEFITS</b>	<b>152,730.00</b>	<b>162,405.00</b>	<b>138,810.02</b>	<b>-14.53%</b>
10 E 002 1500 3120 00 000000 0000	ATHLETIC IHSA STATE SERVICES	45,000.00	20,000.00	40,107.60	100.54%
10 E 002 1500 3190 00 000000 0000	ATHLETIC PURCHASED SERVICES	175,000.00	130,000.00	171,931.69	32.26%
10 E 003 1500 3190 00 000000 0000	ATHLETIC PURCHASED SERVICES	11,500.00	6,000.00	11,249.25	87.49%
10 E 011 1500 3190 00 000000 0000	ATHLETIC PURCHASED SERVICES	7,800.00	10,500.00	7,720.75	-26.47%
10 E 002 1500 3230 00 000000 0000	REPAIRS	20,000.00	20,000.00	18,491.29	-7.54%
10 E 003 1500 3230 00 000000 0000	REPAIRS	2,000.00	3,000.00	0.00	-100.00%
10 E 011 1500 3230 00 000000 0000	REPAIRS	2,000.00	3,000.00	0.00	-100.00%
10 E 002 1500 3320 00 000000 0000	TRAVEL	1,000.00	1,000.00	665.98	-33.40%
10 E 003 1500 3320 00 000000 0000	TRAVEL	150.00	800.00	360.57	-54.93%
10 E 011 1500 3320 00 000000 0000	TRAVEL	200.00	650.00	0.00	-100.00%
10 E 002 1500 3900 00 000000 0000	OTHER PURCHASE SERVICES	30,000.00	50,000.00	21,612.68	-58.77%
10 E 002 1500 3910 00 000000 0000	OTHER PURCHASE SERVICES	0.00	1,000.00	324.00	-67.60%
<b>TOTAL</b>	<b>PURCHASED SERVICES</b>	<b>294,650.00</b>	<b>245,950.00</b>	<b>272,463.81</b>	<b>10.78%</b>
10 E 002 1500 4100 00 000000 0000	ATHLETIC SUPPLIES	50,000.00	50,000.00	35,565.91	-28.87%
10 E 003 1500 4100 00 000000 0000	ATHLETIC SUPPLIES	2,700.00	1,000.00	2,743.30	174.33%
10 E 011 1500 4100 00 000000 0000	ATHLETIC SUPPLIES	3,500.00	5,500.00	3,532.59	-35.77%
10 E 002 1500 4110 00 000000 0000	UNIFORMS	17,000.00	17,000.00	24,728.18	45.46%
10 E 003 1500 4110 00 000000 0000	UNIFORMS	4,000.00	5,000.00	2,222.50	-55.55%
10 E 011 1500 4110 00 000000 0000	UNIFORMS	3,000.00	2,000.00	0.00	-100.00%
10 E 002 1500 4120 00 000000 0000	IHSA STATE SUPPLIES	15,000.00	6,200.00	14,227.68	129.48%
10 E 002 1500 4900 00 000000 0000	OTHER ATHLETIC SUPPLIES	12,500.00	12,000.00	11,606.19	-3.28%
10 E 002 1500 4910 00 000000 0000	OTHER SUPPLIES	0.00	400.00	303.16	-24.21%
<b>TOTAL</b>	<b>SUPPLIES</b>	<b>107,700.00</b>	<b>99,100.00</b>	<b>94,929.51</b>	<b>-4.21%</b>
10 E 002 1500 5400 00 000000 0000	CAPITAL OUTLAY	5,000.00	5,000.00	0.00	-100.00%
<b>TOTAL</b>	<b>CAPITAL OUTLAYS</b>	<b>5,000.00</b>	<b>5,000.00</b>	<b>0.00</b>	<b>-100.00%</b>
10 E 002 1500 6400 00 000000 0000	DUES/FEES	50,000.00	55,000.00	29,647.69	-46.10%
10 E 003 1500 6400 00 000000 0000	DUES/FEES	2,000.00	900.00	1,595.00	77.22%
10 E 011 1500 6400 00 000000 0000	DUES/FEES	3,000.00	2,500.00	1,440.00	-42.40%
<b>TOTAL</b>	<b>OTHER OBJECTS</b>	<b>55,000.00</b>	<b>58,400.00</b>	<b>32,682.69</b>	<b>-44.04%</b>
10 E 002 1500 7100 00 000000 0000	NON-CAPITAL OUTLAY	2,500.00	2,000.00	2,734.33	36.72%

10 E 003 1500 7100 00 000000 0000	NON-CAPITAL OUTLAY	1,000.00	4,000.00	0.00	-100.00%
10 E 011 1500 7100 00 000000 0000	NON-CAPITAL OUTLAY	500.00	0.00	0.00	0.00%
<b>TOTAL</b>	<b>NON-CAPITAL EQUIPMENT</b>	<b>4,000.00</b>	<b>6,000.00</b>	<b>2,734.33</b>	<b>-54.43%</b>
<b>GRAND TOTAL</b>	<b>ATHLETICS</b>	<b>1,662,575.00</b>	<b>1,444,835.00</b>	<b>1,404,101.18</b>	<b>-2.82%</b>
<b>DRIVER'S EDUCATION</b>					
10 E 002 1730 1100 00 000000 0000	HS DRIVER'S ED SALARY	78,885.00	73,275.00	73,022.30	-0.34%
10 E 002 1730 1130 00 000000 0000	HS DRIVER'S ED SALARY ADD ON	44,000.00	44,000.00	33,086.00	-24.80%
10 E 002 1730 1200 00 000000 0000	INSURANCE STIPEND	900.00	900.00	0.00	0.00%
<b>TOTAL</b>	<b>SALARIES</b>	<b>123,785.00</b>	<b>118,175.00</b>	<b>106,108.30</b>	<b>-10.21%</b>
10 E 002 1730 2110 00 000000 0000	TEACHER RETIREMENT	12,335.00	11,775.00	8,658.14	-26.47%
10 E 002 1730 2160 00 000000 0000	TRS SURCHARGE EXPENSE	795.00	760.00	666.71	-12.28%
10 E 002 1730 2210 00 000000 0000	LIFE INSURANCE	45.00	46.00	45.60	-0.87%
10 E 002 1730 2220 00 000000 0000	MEDICAL INSURANCE	9,700.00	9,595.00	9,699.04	1.08%
10 E 002 1730 2230 00 000000 0000	DENTAL INSURANCE	580.00	585.00	581.52	-0.59%
10 E 002 1730 2290 00 000000 0000	TEACHER RETIREMENT INSURANCE	2,150.00	2,055.00	1,635.83	-20.40%
10 E 002 1730 2900 00 000000 0000	403B MATCH	250.00	175.00	175.00	0.00%
<b>TOTAL</b>	<b>EMPLOYEE BENEFITS</b>	<b>25,855.00</b>	<b>24,991.00</b>	<b>21,461.84</b>	<b>-14.12%</b>
10 E 002 1730 3100 00 000000 0000	PURCHASE SERVICES	800.00	800.00	753.30	-5.84%
<b>TOTAL</b>	<b>PURCHASED SERVICES</b>	<b>800.00</b>	<b>800.00</b>	<b>753.30</b>	<b>-5.84%</b>
10 E 002 1730 4100 00 000000 0000	DRIVER'S ED SUPPLIES	8,100.00	6,000.00	8,085.76	34.76%
<b>TOTAL</b>	<b>SUPPLIES</b>	<b>8,100.00</b>	<b>6,000.00</b>	<b>8,085.76</b>	<b>34.76%</b>
10 E 002 1730 5400 00 000000 0000	CAPITAL OUTLAY	35,000.00	20,000.00	26,717.70	33.59%
<b>TOTAL</b>	<b>CAPITAL OUTLAYS</b>	<b>35,000.00</b>	<b>20,000.00</b>	<b>26,717.70</b>	<b>33.59%</b>
<b>GRAND TOTAL</b>	<b>DRIVER'S EDUCATION</b>	<b>193,540.00</b>	<b>169,966.00</b>	<b>163,126.90</b>	<b>-4.02%</b>
<b>ENGLISH LANGUAGE LEARNER</b>					
10 E 001 1800 1000 00 000000 0000	ELL DIRECTOR	109,500.00	45,763.00	45,762.62	0.00%
10 E 002 1800 1100 00 000000 0000	ELL TEACHER SALARY	130,330.00	56,475.00	47,770.74	-15.41%
10 E 003 1800 1100 00 000000 0000	ELL TEACHER SALARY	61,130.00	41,237.00	47,528.94	15.26%
10 E 004 1800 1100 00 000000 0000	ELL TEACHER SALARY	249,695.00	192,218.00	175,714.60	-8.59%
10 E 005 1800 1100 00 000000 0000	ELL TEACHER SALARY	43,925.00	28,340.00	31,052.17	9.57%
10 E 008 1800 1100 00 000000 0000	ELL TEACHER SALARY	134,885.00	130,157.00	127,207.88	-2.27%
10 E 010 1800 1100 00 000000 0000	ELL TEACHER SALARY	168,350.00	156,620.00	126,101.93	-19.49%
10 E 011 1800 1100 00 000000 0000	ELL TEACHER SALARY	155,995.00	78,275.00	65,959.32	-15.73%
10 E 001 1800 1110 00 000000 0000	BILINGUAL ADMIN ASSISTANT	37,845.00	57,530.00	46,655.60	-18.90%
10 E 004 1800 1120 00 000000 0000	LONGEVITY	665.00	650.00	649.67	-0.05%
10 E 001 1800 1130 00 000000 0000	TRANSLATION SERVICES SALARIES	0.00	1,500.00	0.00	-100.00%
10 E 002 1800 1130 00 000000 0000	SALARY ADD ON	490.00	400.00	0.00	-100.00%
10 E 003 1800 1130 00 000000 0000	SALARY ADD ON	335.00	100.00	0.00	-100.00%
10 E 004 1800 1130 00 000000 0000	SALARY ADD ON	1,375.00	400.00	357.02	-10.75%
10 E 005 1800 1130 00 000000 0000	SALARY ADD ON	250.00	100.00	0.00	-100.00%
10 E 008 1800 1130 00 000000 0000	SALARY ADD ON	750.00	400.00	0.00	-100.00%
10 E 010 1800 1130 00 000000 0000	SALARY ADD ON	925.00	400.00	583.17	45.79%
10 E 011 1800 1130 00 000000 0000	SALARY ADD ON	850.00	100.00	0.00	-100.00%
10 E 002 1800 1140 00 000000 0000	MENTOR SALARY	1,820.00	0.00	0.00	0.00%
10 E 003 1800 1140 00 000000 0000	MENTOR SALARY	0.00	803.00	669.12	-16.67%
10 E 004 1800 1140 00 000000 0000	MENTOR SALARY	1,130.00	0.00	0.00	0.00%
10 E 005 1800 1140 00 000000 0000	MENTOR SALARY	0.00	0.00	0.00	0.00%
10 E 008 1800 1140 00 000000 0000	MENTOR SALARY	0.00	0.00	183.00	0.00%
10 E 010 1800 1140 00 000000 0000	MENTOR SALARY	1,255.00	2,262.00	942.48	-58.33%
10 E 011 1800 1140 00 000000 0000	MENTOR SALARY	1,255.00	1,742.00	1,634.68	-6.16%
10 E 004 1800 1200 00 000000 0000	INSURANCE STIPEND	3,600.00	3,600.00	1,800.00	-50.00%
10 E 008 1800 1200 00 000000 0000	INSURANCE STIPEND	0.00	0.00	1,800.00	0.00%
10 E 011 1800 1200 00 000000 0000	INSURANCE STIPEND	1,800.00	0.00	0.00	0.00%
<b>TOTAL</b>	<b>SALARIES</b>	<b>1,108,155.00</b>	<b>799,072.00</b>	<b>722,372.94</b>	<b>-9.60%</b>
10 E 001 1800 2110 00 000000 0000	TEACHER RETIREMENT	10,465.00	4,615.00	4,614.93	0.00%
10 E 002 1800 2110 00 000000 0000	TEACHER RETIREMENT	8,755.00	5,765.00	4,902.56	-14.96%
10 E 003 1800 2110 00 000000 0000	TEACHER RETIREMENT	6,225.00	4,285.00	4,893.25	14.19%
10 E 004 1800 2110 00 000000 0000	TEACHER RETIREMENT	25,385.00	19,412.00	17,903.08	-7.77%
10 E 005 1800 2110 00 000000 0000	TEACHER RETIREMENT	4,480.00	2,916.00	3,160.10	8.37%
10 E 008 1800 2110 00 000000 0000	TEACHER RETIREMENT	13,700.00	13,230.00	12,955.13	-2.08%
10 E 010 1800 2110 00 000000 0000	TEACHER RETIREMENT	17,205.00	16,650.00	13,013.08	-21.84%
10 E 011 1800 2110 00 000000 0000	TEACHER RETIREMENT	15,605.00	8,145.00	6,914.81	-15.10%
10 E 001 1800 2160 00 000000 0000	TRS SURCHARGE EXPENSE	675.00	300.00	297.58	-0.81%
10 E 002 1800 2160 00 000000 0000	TRS SURCHARGE EXPENSE	565.00	375.00	315.99	-15.74%
10 E 003 1800 2160 00 000000 0000	TRS SURCHARGE EXPENSE	400.00	276.00	315.37	14.26%
10 E 004 1800 2160 00 000000 0000	TRS SURCHARGE EXPENSE	1,035.00	1,255.00	1,153.93	-8.05%
10 E 005 1800 2160 00 000000 0000	TRS SURCHARGE EXPENSE	290.00	190.00	203.58	7.15%

10 E 008 1800 2160 00 000000 0000	TRS SURCHARGE EXPENSE	885.00	855.00	834.97	-2.34%
10 E 010 1800 2160 00 000000 0000	TRS SURCHARGE EXPENSE	1,110.00	1,075.00	838.63	-21.99%
10 E 011 1800 2160 00 000000 0000	TRS SURCHARGE EXPENSE	1,005.00	525.00	445.77	-15.09%
10 E 001 1800 2210 00 000000 0000	LIFE INSURANCE	215.00	137.00	83.96	-38.72%
10 E 002 1800 2210 00 000000 0000	LIFE INSURANCE	70.00	45.00	38.80	-13.78%
10 E 003 1800 2210 00 000000 0000	LIFE INSURANCE	46.00	35.00	37.49	7.11%
10 E 004 1800 2210 00 000000 0000	LIFE INSURANCE	185.00	137.00	128.59	-6.14%
10 E 005 1800 2210 00 000000 0000	LIFE INSURANCE	46.00	23.00	41.80	81.74%
10 E 008 1800 2210 00 000000 0000	LIFE INSURANCE	92.00	92.00	91.20	-0.87%
10 E 010 1800 2210 00 000000 0000	LIFE INSURANCE	137.00	137.00	112.10	-18.18%
10 E 011 1800 2210 00 000000 0000	LIFE INSURANCE	92.00	59.00	48.35	-18.05%
10 E 001 1800 2220 00 000000 0000	MEDICAL INSURANCE	46,660.00	42,985.00	37,423.66	-12.94%
10 E 002 1800 2220 00 000000 0000	MEDICAL INSURANCE	16,480.00	10,965.00	9,269.34	-15.46%
10 E 003 1800 2220 00 000000 0000	MEDICAL INSURANCE	10,990.00	7,785.00	8,984.40	15.41%
10 E 004 1800 2220 00 000000 0000	MEDICAL INSURANCE	21,975.00	10,965.00	9,779.22	-10.81%
10 E 005 1800 2220 00 000000 0000	MEDICAL INSURANCE	0.00	5,485.00	869.44	-84.15%
10 E 008 1800 2220 00 000000 0000	MEDICAL INSURANCE	27,020.00	27,154.00	27,178.64	0.09%
10 E 010 1800 2220 00 000000 0000	MEDICAL INSURANCE	31,220.00	46,690.00	22,928.04	-50.89%
10 E 011 1800 2220 00 000000 0000	MEDICAL INSURANCE	21,535.00	14,145.00	13,207.72	-6.63%
10 E 001 1800 2230 00 000000 0000	DENTAL INSURANCE	2,140.00	2,060.00	1,761.52	-14.49%
10 E 002 1800 2230 00 000000 0000	DENTAL INSURANCE	1,115.00	550.00	466.99	-15.09%
10 E 003 1800 2230 00 000000 0000	DENTAL INSURANCE	596.00	400.00	451.79	12.95%
10 E 004 1800 2230 00 000000 0000	DENTAL INSURANCE	1,190.00	550.00	493.22	-10.32%
10 E 005 1800 2230 00 000000 0000	DENTAL INSURANCE	0.00	585.00	44.72	-92.36%
10 E 008 1800 2230 00 000000 0000	DENTAL INSURANCE	1,860.00	1,720.00	1,711.56	-0.49%
10 E 010 1800 2230 00 000000 0000	DENTAL INSURANCE	1,190.00	2,886.00	1,196.96	-58.53%
10 E 011 1800 2230 00 000000 0000	DENTAL INSURANCE	1,265.00	710.00	568.49	-19.93%
10 E 001 1800 2250 00 000000 0000	LONG TERM DISABILITY	306.00	153.00	0.00	-100.00%
10 E 001 1800 2290 00 000000 0000	TEACHERS RETIREMENT INSURANCE	1,825.00	805.00	805.13	0.02%
10 E 002 1800 2290 00 000000 0000	TEACHERS RETIREMENT INSURANCE	1,530.00	1,005.00	855.29	-14.90%
10 E 003 1800 2290 00 000000 0000	TEACHERS RETIREMENT INSURANCE	1,085.00	750.00	853.43	13.79%
10 E 004 1800 2290 00 000000 0000	TEACHERS RETIREMENT INSURANCE	4,430.00	3,390.00	3,123.25	-7.87%
10 E 005 1800 2290 00 000000 0000	TEACHERS RETIREMENT INSURANCE	780.00	510.00	551.25	8.09%
10 E 008 1800 2290 00 000000 0000	TEACHERS RETIREMENT INSURANCE	2,390.00	2,310.00	2,260.02	-2.16%
10 E 010 1800 2290 00 000000 0000	TEACHERS RETIREMENT INSURANCE	3,000.00	2,905.00	2,270.05	-21.86%
10 E 011 1800 2290 00 000000 0000	TEACHERS RETIREMENT INSURANCE	2,725.00	1,420.00	1,206.17	-15.06%
10 E 004 1800 2900 00 000000 0000	403B MATCH	1,000.00	700.00	700.00	0.00%
10 E 008 1800 2900 00 000000 0000	403B MATCH	500.00	350.00	0.00	-100.00%
10 E 010 1800 2900 00 000000 0000	403B MATCH	500.00	350.00	350.00	0.00%
<b>TOTAL EMPLOYEE BENEFITS</b>		<b>313,975.00</b>	<b>270,817.00</b>	<b>222,655.35</b>	<b>-17.78%</b>
10 E 001 1800 3190 00 000000 0000	ELL PURCHASED SERVICES	11,000.00	11,000.00	6,637.08	-39.66%
10 E 001 1800 3320 00 000000 0000	ELL TRAVEL	350.00	350.00	148.19	-57.66%
<b>TOTAL PURCHASED SERVICES</b>		<b>11,350.00</b>	<b>11,350.00</b>	<b>6,785.27</b>	<b>-40.22%</b>
10 E 001 1800 4100 00 000000 0000	ELL SUPPLIES	4,000.00	4,000.00	665.67	-83.36%
10 E 002 1800 4100 00 000000 0000	ELL SUPPLIES	400.00	400.00	314.66	-21.34%
10 E 003 1800 4100 00 000000 0000	ELL SUPPLIES	200.00	200.00	198.09	-0.95%
10 E 004 1800 4100 00 000000 0000	ELL SUPPLIES	500.00	500.00	648.33	29.67%
10 E 005 1800 4100 00 000000 0000	ELL SUPPLIES	150.00	125.00	69.98	-44.02%
10 E 008 1800 4100 00 000000 0000	ELL SUPPLIES	750.00	400.00	739.40	84.85%
10 E 010 1800 4100 00 000000 0000	ELL SUPPLIES	750.00	700.00	825.21	17.89%
10 E 011 1800 4100 00 000000 0000	ELL SUPPLIES	250.00	200.00	226.01	13.01%
<b>TOTAL SUPPLIES</b>		<b>7,000.00</b>	<b>6,525.00</b>	<b>3,687.35</b>	<b>-43.49%</b>
10 E 001 1800 6400 00 000000 0000	DUES/FEES	600.00	300.00	544.00	81.33%
<b>TOTAL OTHER OBJECTS</b>		<b>600.00</b>	<b>300.00</b>	<b>544.00</b>	<b>81.33%</b>
<b>GRAND TOTAL ENGLISH LANGUAGE LEARNER</b>		<b>1,441,080.00</b>	<b>1,088,064.00</b>	<b>956,044.91</b>	<b>-12.13%</b>
<b>SPECIAL EDUCATION PRIVATE TUITION</b>					
10 E 001 1912 6700 00 000000 0000	SPECIAL ED K-12 PRIVATE TUITION	2,500,000.00	1,950,000.00	2,227,689.40	14.24%
<b>TOTAL OTHER OBJECTS</b>		<b>2,500,000.00</b>	<b>1,950,000.00</b>	<b>2,227,689.40</b>	<b>14.24%</b>
<b>GRAND TOTAL SPECIAL ED PRIVATE TUITION</b>		<b>2,500,000.00</b>	<b>1,950,000.00</b>	<b>2,227,689.40</b>	<b>14.24%</b>
<b>ACTIVITY ACCOUNTS</b>					
10 E 000 1999 6000 00 000000 0000	CHS ACTIVITY FUND EXPENDITURES	640,000.00	655,000.00	627,446.34	-4.21%
10 E 001 1999 6000 00 000000 0000	ELEM MS ACTY FUND EXPENDITURES	17,000.00	22,000.00	14,144.37	-35.71%
<b>TOTAL OTHER OBJECTS</b>		<b>657,000.00</b>	<b>677,000.00</b>	<b>641,590.71</b>	<b>-5.23%</b>
<b>GRAND TOTAL ACTIVITY ACCOUNTS</b>		<b>657,000.00</b>	<b>677,000.00</b>	<b>641,590.71</b>	<b>-5.23%</b>
<b>SOCIAL WORK</b>					
10 E 002 2110 1100 00 000000 0000	SOCIAL WORKER/ALOP	282,485.00	268,391.00	266,423.20	-0.73%
10 E 003 2110 1100 00 000000 0000	SOCIAL WORKER	72,665.00	69,041.00	61,479.97	-10.95%

10 E 004 2110 1100 00 000000 0000	SOCIAL WORKER	134,045.00	139,360.00	132,064.75	-5.23%
10 E 005 2110 1100 00 000000 0000	SOCIAL WORKER	66,800.00	63,466.00	58,922.87	-7.16%
10 E 008 2110 1100 00 000000 0000	SOCIAL WORKER	159,610.00	128,452.00	127,510.06	-0.73%
10 E 010 2110 1100 00 000000 0000	SOCIAL WORKER	107,280.00	158,425.00	157,361.46	-0.67%
10 E 011 2110 1100 00 000000 0000	SOCIAL WORKER	162,540.00	154,433.00	146,166.38	-5.35%
10 E 010 2110 1120 00 000000 0000	LONGEVITY	0.00	650.00	649.67	-0.05%
10 E 002 2110 1140 00 000000 0000	MENTOR	0.00	0.00	183.00	0.00%
10 E 004 2110 1140 00 000000 0000	MENTOR	0.00	0.00	183.00	0.00%
10 E 008 2110 1140 00 000000 0000	MENTOR	630.00	0.00	183.00	0.00%
11 E 010 2110 1140 00 000000 0000	MENTOR	630.00	0.00	0.00	0.00%
10 E 002 2110 1200 00 000000 0000	INSURANCE STIPEND	1,800.00	1,800.00	1,800.00	0.00%
10 E 005 2110 1200 00 000000 0000	INSURANCE STIPEND	0.00	1,800.00	0.00	-100.00%
10 E 008 2110 1200 00 000000 0000	INSURANCE STIPEND	1,800.00	1,800.00	1,800.00	0.00%
10 E 011 2110 1200 00 000000 0000	INSURANCE STIPEND	1,800.00	1,800.00	1,800.00	0.00%
<b>TOTAL</b>	<b>SALARIES</b>	<b>992,085.00</b>	<b>989,418.00</b>	<b>956,527.36</b>	<b>-3.32%</b>
10 E 002 2110 2110 00 000000 0000	TEACHER RETIREMENT	28,650.00	27,280.00	27,148.84	-0.41%
10 E 003 2110 2110 00 000000 0000	TEACHER RETIREMENT	7,365.00	7,010.00	6,336.50	-9.61%
10 E 004 2110 2110 00 000000 0000	TEACHER RETIREMENT	13,615.00	12,955.00	12,545.36	-3.16%
10 E 005 2110 2110 00 000000 0000	TEACHER RETIREMENT	6,785.00	6,455.00	6,005.55	-6.96%
10 E 008 2110 2110 00 000000 0000	TEACHER RETIREMENT	16,605.00	13,060.00	12,985.07	-0.57%
10 E 010 2110 2110 00 000000 0000	TEACHER RETIREMENT	10,045.00	16,100.00	15,983.56	-0.72%
10 E 011 2110 2110 00 000000 0000	TEACHER RETIREMENT	16,435.00	15,630.00	14,874.95	-4.83%
10 E 002 2110 2160 00 000000 0000	TRS SURCHARGE EXPENSE	1,845.00	1,760.00	1,749.66	-0.59%
10 E 003 2110 2160 00 000000 0000	TRS SURCHARGE EXPENSE	475.00	452.00	403.41	-10.75%
10 E 004 2110 2160 00 000000 0000	TRS SURCHARGE EXPENSE	875.00	835.00	808.47	-3.18%
10 E 005 2110 2160 00 000000 0000	TRS SURCHARGE EXPENSE	435.00	420.00	386.99	-7.86%
10 E 008 2110 2160 00 000000 0000	TRS SURCHARGE EXPENSE	1,070.00	845.00	836.95	-0.95%
10 E 010 2110 2160 00 000000 0000	TRS SURCHARGE EXPENSE	650.00	1,040.00	1,030.08	-0.95%
10 E 011 2110 2160 00 000000 0000	TRS SURCHARGE EXPENSE	1,060.00	1,010.00	954.77	-5.47%
10 E 002 2110 2210 00 000000 0000	LIFE INSURANCE	183.00	183.00	182.40	-0.33%
10 E 003 2110 2210 00 000000 0000	LIFE INSURANCE	46.00	46.00	41.04	-10.78%
10 E 004 2110 2210 00 000000 0000	LIFE INSURANCE	92.00	92.00	91.20	-0.87%
10 E 005 2110 2210 00 000000 0000	LIFE INSURANCE	46.00	46.00	45.60	-0.87%
10 E 008 2110 2210 00 000000 0000	LIFE INSURANCE	114.00	92.00	91.20	-0.87%
10 E 010 2110 2210 00 000000 0000	LIFE INSURANCE	70.00	92.00	91.20	-0.87%
10 E 011 2110 2210 00 000000 0000	LIFE INSURANCE	92.00	92.00	86.03	-6.49%
10 E 002 2110 2220 00 000000 0000	MEDICAL INSURANCE	50,295.00	50,320.00	49,993.56	-0.65%
10 E 003 2110 2220 00 000000 0000	MEDICAL INSURANCE	17,800.00	21,495.00	19,169.25	-10.82%
10 E 004 2110 2220 00 000000 0000	MEDICAL INSURANCE	28,760.00	32,460.00	32,194.00	-0.82%
10 E 005 2110 2220 00 000000 0000	MEDICAL INSURANCE	10,990.00	0.00	9,136.80	0.00%
10 E 008 2110 2220 00 000000 0000	MEDICAL INSURANCE	27,030.00	21,495.00	21,318.32	-0.82%
10 E 010 2110 2220 00 000000 0000	MEDICAL INSURANCE	16,480.00	21,930.00	21,751.36	-0.81%
10 E 011 2110 2220 00 000000 0000	MEDICAL INSURANCE	21,535.00	21,495.00	23,057.20	7.27%
10 E 002 2110 2230 00 000000 0000	DENTAL INSURANCE	3,125.00	2,890.00	2,874.84	-0.52%
10 E 003 2110 2230 00 000000 0000	DENTAL INSURANCE	815.00	755.00	674.26	-10.69%
10 E 004 2110 2230 00 000000 0000	DENTAL INSURANCE	1,860.00	1,720.00	1,711.56	-0.49%
10 E 005 2110 2230 00 000000 0000	DENTAL INSURANCE	596.00	0.00	458.80	0.00%
10 E 008 2110 2230 00 000000 0000	DENTAL INSURANCE	2,160.00	1,170.00	1,163.28	-0.57%
10 E 010 2110 2230 00 000000 0000	DENTAL INSURANCE	895.00	1,105.00	1,096.56	-0.76%
10 E 011 2110 2230 00 000000 0000	DENTAL INSURANCE	1,265.00	1,170.00	1,252.76	7.07%
10 E 002 2110 2290 00 000000 0000	TEACHER RETIREMENT INSURANCE	5,000.00	4,755.00	4,735.97	-0.40%
10 E 003 2110 2290 00 000000 0000	TEACHER RETIREMENT INSURANCE	1,285.00	1,225.00	1,091.72	-10.88%
10 E 004 2110 2290 00 000000 0000	TEACHER RETIREMENT INSURANCE	2,375.00	2,260.00	2,188.61	-3.16%
10 E 005 2110 2290 00 000000 0000	TEACHER RETIREMENT INSURANCE	1,185.00	1,130.00	1,047.65	-7.29%
10 E 008 2110 2290 00 000000 0000	TEACHER RETIREMENT INSURANCE	2,900.00	2,280.00	2,265.04	-0.66%
10 E 010 2110 2290 00 000000 0000	TEACHER RETIREMENT INSURANCE	1,755.00	2,810.00	2,788.13	-0.78%
10 E 011 2110 2290 00 000000 0000	TEACHER RETIREMENT INSURANCE	2,870.00	2,730.00	2,584.52	-5.33%
10 E 002 2110 2900 00 000000 0000	403B MATCH	1,000.00	700.00	700.00	0.00%
<b>TOTAL</b>	<b>EMPLOYEE BENEFITS</b>	<b>308,529.00</b>	<b>301,370.00</b>	<b>305,933.02</b>	<b>1.51%</b>
10 E 002 2110 3320 00 000000 0000	TRAVEL	30.00	0.00	28.27	0.00%
<b>TOTAL</b>	<b>PURCHASED SERVICES</b>	<b>30.00</b>	<b>0.00</b>	<b>28.27</b>	<b>0.00%</b>
10 E 002 2110 4100 00 000000 0000	SOCIAL WORK SUPPLIES	560.00	560.00	570.17	1.82%
10 E 003 2110 4100 00 000000 0000	SOCIAL WORK SUPPLIES	150.00	150.00	148.87	-0.75%
10 E 004 2110 4100 00 000000 0000	SOCIAL WORK SUPPLIES	250.00	100.00	354.23	254.23%
10 E 005 2110 4100 00 000000 0000	SOCIAL WORK SUPPLIES	75.00	75.00	18.99	-74.68%
10 E 008 2110 4100 00 000000 0000	SOCIAL WORK SUPPLIES	400.00	400.00	224.51	-43.87%
10 E 010 2110 4100 00 000000 0000	SOCIAL WORK SUPPLIES	200.00	200.00	127.10	-36.45%
10 E 011 2110 4100 00 000000 0000	SOCIAL WORK SUPPLIES	250.00	200.00	248.88	24.44%
<b>TOTAL</b>	<b>SUPPLIES</b>	<b>1,885.00</b>	<b>1,685.00</b>	<b>1,692.75</b>	<b>0.46%</b>
<b>GRAND TOTAL</b>	<b>SOCIAL WORK</b>	<b>1,302,529.00</b>	<b>1,292,473.00</b>	<b>1,264,181.40</b>	<b>-2.19%</b>
<b>GUIDANCE SERVICES</b>					

10 E 002 2120 1100 00 000000 0000	COUNSELOR SALARY	352,205.00	332,635.00	330,166.43	-0.74%
10 E 002 2120 1110 00 000000 0000	SECRETARY SALARY	55,970.00	53,490.00	53,508.87	0.04%
<b>TOTAL</b>	<b>SALARIES</b>	<b>408,175.00</b>	<b>386,125.00</b>	<b>383,675.30</b>	<b>-0.63%</b>
10 E 002 2120 2110 00 000000 0000	TEACHER RETIREMENT	35,725.00	33,790.00	33,613.19	-0.52%
10 E 002 2120 2160 00 000000 0000	TRS SURCHARGE EXPENSE	2,305.00	2,180.00	2,166.33	-0.63%
10 E 002 2120 2210 00 000000 0000	LIFE INSURANCE	245.00	245.00	246.24	0.51%
10 E 002 2120 2220 00 000000 0000	MEDICAL INSURANCE	104,535.00	104,535.00	103,688.16	-0.81%
10 E 002 2120 2230 00 000000 0000	DENTAL INSURANCE	5,550.00	5,545.00	5,522.36	-0.41%
10 E 002 2120 2290 00 000000 0000	TEACHER RETIREMENT INSURANCE	6,235.00	5,895.00	5,863.98	-0.53%
10 E 002 2120 2900 00 000000 0000	403B MATCH	1,000.00	700.00	700.00	0.00%
<b>TOTAL</b>	<b>EMPLOYEE BENEFITS</b>	<b>155,595.00</b>	<b>152,890.00</b>	<b>151,800.26</b>	<b>-0.71%</b>
10 E 002 2120 4100 00 000000 0000	GUIDANCE SUPPLIES	1,200.00	1,200.00	1,469.55	22.46%
<b>TOTAL</b>	<b>SUPPLIES</b>	<b>1,200.00</b>	<b>1,200.00</b>	<b>1,469.55</b>	<b>22.46%</b>
<b>GRAND TOTAL</b>	<b>GUIDANCE SERVICES</b>	<b>564,970.00</b>	<b>540,215.00</b>	<b>536,945.11</b>	<b>-0.61%</b>
<b>HEALTH SERVICES</b>					
10 E 001 2130 1100 00 000000 0000	NURSE SALARY	135,640.00	75,630.00	78,833.19	4.24%
10 E 002 2130 1100 00 000000 0000	NURSE SALARY	53,735.00	51,565.00	51,735.54	0.33%
10 E 003 2130 1100 00 000000 0000	NURSE SALARY	61,130.00	58,080.00	57,650.00	-0.74%
10 E 004 2130 1100 00 000000 0000	NURSE SALARY	44,415.00	79,076.00	74,874.21	-5.31%
10 E 005 2130 1100 00 000000 0000	NURSE SALARY	47,153.00	44,800.00	44,833.84	0.08%
10 E 008 2130 1100 00 000000 0000	NURSE SALARY	47,550.00	45,626.00	45,483.42	-0.31%
10 E 010 2130 1100 00 000000 0000	NURSE SALARY	46,155.00	44,297.00	44,090.79	-0.47%
10 E 011 2130 1100 00 000000 0000	NURSE SALARY	48,195.00	46,245.00	46,014.96	-0.50%
10 E 004 2130 1140 00 000000 0000	MENTOR	0.00	0.00	183.00	0.00%
10 E 001 2130 1150 00 000000 0000	HEALTH ASSISTANT	1,395.00	33,344.00	33,159.42	-0.55%
10 E 002 2130 1150 00 000000 0000	HEALTH ASSISTANT	34,780.00	32,000.00	31,927.48	-0.23%
10 E 004 2130 1150 00 000000 0000	HEALTH ASSISTANT	32,000.00	0.00	0.00	0.00%
10 E 001 2130 1200 00 000000 0000	INSURANCE STIPEND	1,800.00	1,800.00	1,800.00	0.00%
10 E 011 2130 1200 00 000000 0000	INSURANCE STIPEND	1,800.00	1,800.00	1,800.00	0.00%
10 E 001 2130 1220 00 000000 0000	SUB NURSE PAY	2,000.00	2,000.00	802.76	-59.86%
<b>TOTAL</b>	<b>SALARIES</b>	<b>557,748.00</b>	<b>516,263.00</b>	<b>513,188.61</b>	<b>-0.60%</b>
10 E 001 2130 2110 00 000000 0000	TEACHER RETIREMENT	13,770.00	7,660.00	7,976.99	4.14%
10 E 003 2130 2110 00 000000 0000	TEACHER RETIREMENT	6,225.00	5,925.00	5,879.66	-0.77%
10 E 004 2130 2110 00 000000 0000	TEACHER RETIREMENT	0.00	8,000.00	7,601.38	-4.98%
10 E 005 2130 2110 00 000000 0000	TEACHER RETIREMENT	4,535.00	4,435.00	4,443.92	0.20%
10 E 001 2130 2160 00 000000 0000	TRS SURCHARGE EXPENSE	890.00	500.00	514.39	2.88%
10 E 003 2130 2160 00 000000 0000	TRS SURCHARGE EXPENSE	400.00	385.00	379.03	-1.55%
10 E 004 2130 2160 00 000000 0000	TRS SURCHARGE EXPENSE	0.00	516.00	490.05	-5.03%
10 E 005 2130 2160 00 000000 0000	TRS SURCHARGE EXPENSE	295.00	290.00	286.43	-1.23%
10 E 001 2130 2210 00 000000 0000	LIFE INSURANCE	80.00	46.00	47.95	4.24%
10 E 002 2130 2210 00 000000 0000	LIFE INSURANCE	20.00	20.00	18.24	-8.80%
10 E 003 2130 2210 00 000000 0000	LIFE INSURANCE	46.00	46.00	45.60	-0.87%
10 E 004 2130 2210 00 000000 0000	LIFE INSURANCE	20.00	46.00	43.25	-5.98%
10 E 005 2130 2210 00 000000 0000	LIFE INSURANCE	46.00	46.00	45.60	-0.87%
10 E 008 2130 2210 00 000000 0000	LIFE INSURANCE	20.00	20.00	18.24	-8.80%
10 E 010 2130 2210 00 000000 0000	LIFE INSURANCE	20.00	20.00	18.24	-8.80%
10 E 011 2130 2210 00 000000 0000	LIFE INSURANCE	20.00	20.00	18.24	-8.80%
10 E 001 2130 2220 00 000000 0000	MEDICAL INSURANCE	18,350.00	10,965.00	11,412.88	4.08%
10 E 002 2130 2220 00 000000 0000	MEDICAL INSURANCE	32,520.00	29,055.00	31,612.60	8.80%
10 E 003 2130 2220 00 000000 0000	MEDICAL INSURANCE	9,250.00	10,965.00	10,771.28	-1.77%
10 E 004 2130 2220 00 000000 0000	MEDICAL INSURANCE	21,535.00	10,965.00	10,338.48	-5.71%
10 E 008 2130 2220 00 000000 0000	MEDICAL INSURANCE	21,535.00	21,495.00	21,318.32	-0.82%
10 E 010 2130 2220 00 000000 0000	MEDICAL INSURANCE	21,535.00	21,495.00	21,318.32	-0.82%
10 E 001 2130 2230 00 000000 0000	DENTAL INSURANCE	995.00	550.00	575.13	4.57%
10 E 002 2130 2230 00 000000 0000	DENTAL INSURANCE	2,225.00	2,340.00	1,711.52	-26.86%
10 E 003 2130 2230 00 000000 0000	DENTAL INSURANCE	595.00	550.00	548.28	-0.31%
10 E 004 2130 2230 00 000000 0000	DENTAL INSURANCE	1,265.00	550.00	521.43	-5.19%
10 E 008 2130 2230 00 000000 0000	DENTAL INSURANCE	1,265.00	1,170.00	1,163.28	-0.57%
10 E 010 2130 2230 00 000000 0000	DENTAL INSURANCE	1,265.00	1,170.00	1,163.28	-0.57%
10 E 001 2130 2290 00 000000 0000	TEACHER RETIREMENT INSURANCE	2,405.00	1,340.00	1,392.22	3.90%
10 E 003 2130 2290 00 000000 0000	TEACHER RETIREMENT INSURANCE	1,085.00	1,035.00	1,025.66	-0.90%
10 E 004 2130 2290 00 000000 0000	TEACHER RETIREMENT INSURANCE	0.00	1,395.00	1,325.81	-4.96%
10 E 005 2130 2290 00 000000 0000	TEACHER RETIREMENT INSURANCE	790.00	775.00	775.14	0.02%
10 E 004 2130 2900 00 000000 0000	403B MATCH	500.00	350.00	0.00	-100.00%
10 E 005 2130 2900 00 000000 0000	403B MATCH	500.00	350.00	262.50	-25.00%
<b>TOTAL</b>	<b>EMPLOYEE BENEFITS</b>	<b>164,002.00</b>	<b>144,490.00</b>	<b>145,063.34</b>	<b>0.40%</b>
10 E 001 2130 3320 00 000000 0000	TRAVEL	350.00	350.00	335.92	-4.02%
<b>TOTAL</b>	<b>PURCHASED SERVICES</b>	<b>350.00</b>	<b>350.00</b>	<b>335.92</b>	<b>-4.02%</b>
10 E 002 2130 4100 00 000000 0000	NURSE SUPPLIES	1,800.00	0.00	0.00	0.00%

10 E 003 2130 4100 00 000000 0000	NURSE SUPPLIES	1,000.00	0.00	0.00	0.00%
10 E 004 2130 4100 00 000000 0000	NURSE SUPPLIES	1,300.00	0.00	0.00	0.00%
10 E 005 2130 4100 00 000000 0000	NURSE SUPPLIES	900.00	0.00	0.00	0.00%
10 E 008 2130 4100 00 000000 0000	NURSE SUPPLIES	1,500.00	0.00	0.00	0.00%
10 E 010 2130 4100 00 000000 0000	NURSE SUPPLIES	1,700.00	0.00	0.00	0.00%
10 E 011 2130 4100 00 000000 0000	NURSE SUPPLIES	1,750.00	0.00	0.00	0.00%
<b>TOTAL</b>	<b>SUPPLIES</b>	<b>9,950.00</b>	<b>0.00</b>	<b>0.00</b>	<b>0.00%</b>
10 E 002 2130 7100 00 000000 0000	NON-CAPITAL OUTLAY	1,500.00	0.00	0.00	0.00%
<b>TOTAL</b>	<b>NON-CAPITAL EQUIPMENT</b>	<b>1,500.00</b>	<b>0.00</b>	<b>0.00</b>	<b>0.00%</b>
<b>GRAND TOTAL</b>	<b>HEALTH SERVICES</b>	<b>733,550.00</b>	<b>661,103.00</b>	<b>658,587.87</b>	<b>-0.38%</b>
<b>PSYCHOLOGICAL SERVICES</b>					
10 E 002 2140 1100 00 000000 0000	PSYCHOLOGIST SALARY	127,580.00	121,215.00	142,734.93	17.75%
10 E 003 2140 1100 00 000000 0000	PSYCHOLOGIST SALARY	40,780.00	38,750.00	7,013.20	-81.90%
10 E 004 2140 1100 00 000000 0000	PSYCHOLOGIST SALARY	106,310.00	101,006.00	100,265.44	-0.73%
10 E 005 2140 1100 00 000000 0000	PSYCHOLOGIST SALARY	82,900.00	78,762.00	78,184.71	-0.73%
10 E 008 2140 1100 00 000000 0000	PSYCHOLOGIST SALARY	95,995.00	91,207.00	90,538.71	-0.73%
10 E 010 2140 1100 00 000000 0000	PSYCHOLOGIST SALARY	67,785.00	64,402.00	68,668.31	6.62%
10 E 011 2140 1100 00 000000 0000	PSYCHOLOGIST SALARY	77,100.00	73,255.00	72,718.19	-0.73%
11 E 001 2140 1110 00 000000 0000	PSYCHOLOGIST INTERN SALARY	18,000.00	0.00	0.00	0.00%
10 E 004 2140 1120 00 000000 0000	LONGEVITY	1,900.00	1,114.00	1,113.72	-0.03%
10 E 002 2140 1140 00 000000 0000	MENTOR	1,255.00	566.00	0.00	-100.00%
10 E 003 2140 1140 00 000000 0000	MENTOR	0.00	566.00	471.14	-16.76%
10 E 010 2140 1140 00 000000 0000	MENTOR	0.00	1,131.00	1,125.48	-0.49%
10 E 008 2140 1200 00 000000 0000	INSURANCE STIPEND	1,800.00	1,800.00	1,800.00	0.00%
<b>TOTAL</b>	<b>SALARIES</b>	<b>621,405.00</b>	<b>573,774.00</b>	<b>564,633.83</b>	<b>-1.59%</b>
10 E 002 2140 2110 00 000000 0000	TEACHER RETIREMENT	13,010.00	12,205.00	14,124.03	15.72%
10 E 003 2140 2110 00 000000 0000	TEACHER RETIREMENT	4,125.00	3,875.00	829.16	-78.60%
10 E 004 2140 2110 00 000000 0000	TEACHER RETIREMENT	10,880.00	10,280.00	10,204.48	-0.73%
10 E 005 2140 2110 00 000000 0000	TEACHER RETIREMENT	8,375.00	7,970.00	7,910.59	-0.75%
10 E 008 2140 2110 00 000000 0000	TEACHER RETIREMENT	9,675.00	9,200.00	9,132.37	-0.74%
10 E 010 2140 2110 00 000000 0000	TEACHER RETIREMENT	6,885.00	6,660.00	7,080.60	6.32%
10 E 011 2140 2110 00 000000 0000	TEACHER RETIREMENT	7,805.00	7,425.00	7,369.95	-0.74%
10 E 002 2140 2160 00 000000 0000	TRS SURCHARGE EXPENSE	840.00	790.00	910.24	15.22%
10 E 003 2140 2160 00 000000 0000	TRS SURCHARGE EXPENSE	265.00	250.00	53.44	-78.62%
10 E 004 2140 2160 00 000000 0000	TRS SURCHARGE EXPENSE	700.00	665.00	657.76	-1.09%
10 E 005 2140 2160 00 000000 0000	TRS SURCHARGE EXPENSE	540.00	515.00	509.86	-1.00%
10 E 008 2140 2160 00 000000 0000	TRS SURCHARGE EXPENSE	625.00	595.00	588.52	-1.09%
10 E 010 2140 2160 00 000000 0000	TRS SURCHARGE EXPENSE	445.00	430.00	456.23	6.10%
10 E 011 2140 2160 00 000000 0000	TRS SURCHARGE EXPENSE	505.00	480.00	475.05	-1.03%
10 E 002 2140 2210 00 000000 0000	LIFE INSURANCE	70.00	70.00	82.84	18.34%
10 E 003 2140 2210 00 000000 0000	LIFE INSURANCE	23.00	25.00	3.80	-84.80%
10 E 004 2140 2210 00 000000 0000	LIFE INSURANCE	46.00	46.00	45.60	-0.87%
10 E 005 2140 2210 00 000000 0000	LIFE INSURANCE	46.00	46.00	45.60	-0.87%
10 E 008 2140 2210 00 000000 0000	LIFE INSURANCE	46.00	46.00	45.60	-0.87%
10 E 010 2140 2210 00 000000 0000	LIFE INSURANCE	46.00	46.00	45.60	-0.87%
10 E 011 2140 2210 00 000000 0000	LIFE INSURANCE	46.00	46.00	45.60	-0.87%
10 E 001 2140 2220 00 000000 0000	MEDICAL INSURANCE	10,987.00	0.00	0.00	0.00%
10 E 002 2140 2220 00 000000 0000	MEDICAL INSURANCE	28,115.00	29,935.00	32,427.68	8.33%
10 E 003 2140 2220 00 000000 0000	MEDICAL INSURANCE	8,886.00	10,750.00	1,488.40	-86.15%
10 E 004 2140 2220 00 000000 0000	MEDICAL INSURANCE	17,775.00	17,865.00	17,799.56	-0.37%
10 E 005 2140 2220 00 000000 0000	MEDICAL INSURANCE	10,987.00	10,965.00	10,875.68	-0.81%
10 E 010 2140 2220 00 000000 0000	MEDICAL INSURANCE	10,990.00	10,965.00	9,136.80	-16.67%
10 E 011 2140 2220 00 000000 0000	MEDICAL INSURANCE	21,535.00	21,500.00	21,318.32	-0.85%
10 E 002 2140 2230 00 000000 0000	DENTAL INSURANCE	1,895.00	1,755.00	2,039.36	16.20%
10 E 003 2140 2230 00 000000 0000	DENTAL INSURANCE	635.00	585.00	97.32	-83.36%
10 E 004 2140 2230 00 000000 0000	DENTAL INSURANCE	1,265.00	1,170.00	1,163.28	-0.57%
10 E 005 2140 2230 00 000000 0000	DENTAL INSURANCE	596.00	550.00	548.28	-0.31%
10 E 008 2140 2230 00 000000 0000	DENTAL INSURANCE	596.00	550.00	1,062.88	93.25%
10 E 010 2140 2230 00 000000 0000	DENTAL INSURANCE	596.00	550.00	648.68	17.94%
10 E 011 2140 2230 00 000000 0000	DENTAL INSURANCE	1,265.00	1,170.00	1,163.28	-0.57%
10 E 002 2140 2290 00 000000 0000	TEACHERS RETIREMENT INSURANCE	2,270.00	2,130.00	2,463.80	15.67%
10 E 003 2140 2290 00 000000 0000	TEACHERS RETIREMENT INSURANCE	720.00	675.00	144.47	-78.60%
10 E 004 2140 2290 00 000000 0000	TEACHERS RETIREMENT INSURANCE	1,900.00	1,795.00	1,780.14	-0.83%
10 E 005 2140 2290 00 000000 0000	TEACHERS RETIREMENT INSURANCE	1,460.00	1,390.00	1,379.96	-0.72%
10 E 008 2140 2290 00 000000 0000	TEACHERS RETIREMENT INSURANCE	1,690.00	1,605.00	1,593.17	-0.74%
10 E 010 2140 2290 00 000000 0000	TEACHERS RETIREMENT INSURANCE	1,200.00	1,165.00	1,235.26	6.03%
10 E 011 2140 2290 00 000000 0000	TEACHERS RETIREMENT INSURANCE	1,360.00	1,295.00	1,285.65	-0.72%
10 E 002 2140 2900 00 000000 0000	403(B)	500.00	350.00	350.00	0.00%
<b>TOTAL</b>	<b>EMPLOYEE BENEFITS</b>	<b>192,221.00</b>	<b>180,380.00</b>	<b>170,618.89</b>	<b>-5.41%</b>
10 E 002 2140 3320 00 000000 0000	TRAVEL	100.00	100.00	69.10	-30.90%
10 E 005 2140 3320 00 000000 0000	TRAVEL	50.00	0.00	0.00	0.00%

10 E 010 2140 3320 00 000000 0000	TRAVEL	50.00	50.00	0.00	-100.00%
<b>TOTAL</b>	<b>PURCHASED SERVICES</b>	<b>200.00</b>	<b>150.00</b>	<b>69.10</b>	<b>-53.93%</b>
10 E 002 2140 4100 00 000000 0000	PSYCHOLOGICAL SUPPLIES	400.00	400.00	394.43	-1.39%
10 E 003 2140 4100 00 000000 0000	PSYCHOLOGICAL SUPPLIES	100.00	100.00	87.01	-12.99%
10 E 004 2140 4100 00 000000 0000	PSYCHOLOGICAL SUPPLIES	125.00	100.00	0.00	-100.00%
10 E 005 2140 4100 00 000000 0000	PSYCHOLOGICAL SUPPLIES	75.00	75.00	89.96	19.95%
10 E 008 2140 4100 00 000000 0000	PSYCHOLOGICAL SUPPLIES	300.00	300.00	251.27	-16.24%
10 E 010 2140 4100 00 000000 0000	PSYCHOLOGICAL SUPPLIES	100.00	100.00	87.52	-12.48%
10 E 011 2140 4100 00 000000 0000	PSYCHOLOGICAL SUPPLIES	130.00	130.00	123.38	-5.09%
<b>TOTAL</b>	<b>SUPPLIES</b>	<b>1,230.00</b>	<b>1,205.00</b>	<b>1,033.57</b>	<b>-14.23%</b>
10 E 001 2140 6400 00 000000 0000	DUES/FEES	500.00	500.00	460.00	-8.00%
10 E 002 2140 6400 00 000000 0000	DUES/FEES	80.00	80.00	0.00	-100.00%
10 E 003 2140 6400 00 000000 0000	DUES/FEES	100.00	100.00	0.00	-100.00%
10 E 005 2140 6400 00 000000 0000	DUES/FEES	0.00	100.00	0.00	-100.00%
10 E 010 2140 6400 00 000000 0000	DUES/FEES	0.00	100.00	0.00	-100.00%
10 E 011 2140 6400 00 000000 0000	DUES/FEES	0.00	100.00	0.00	-100.00%
<b>TOTAL</b>	<b>OTHER OBJECTS</b>	<b>680.00</b>	<b>980.00</b>	<b>460.00</b>	<b>-53.06%</b>
<b>GRAND TOTAL</b>	<b>PSYCHOLOGICAL SERVICES</b>	<b>815,736.00</b>	<b>756,489.00</b>	<b>736,815.39</b>	<b>-2.60%</b>
<b>SPEECH PATHOLOGY &amp; AUDIOLOGY</b>					
10 E 002 2150 1100 00 000000 0000	SPEECH PATHOLOGIST SALARY	8,455.00	6,167.00	84,200.24	1265.34%
10 E 003 2150 1100 00 000000 0000	SPEECH PATHOLOGIST SALARY	43,890.00	43,170.00	13,795.91	-68.04%
10 E 004 2150 1100 00 000000 0000	SPEECH PATHOLOGIST SALARY	168,710.00	160,291.00	151,017.95	-5.79%
10 E 005 2150 1100 00 000000 0000	SPEECH PATHOLOGIST SALARY	78,515.00	74,007.00	23,650.31	-68.04%
10 E 008 2150 1100 00 000000 0000	SPEECH PATHOLOGIST SALARY	215,320.00	174,545.00	172,847.98	-0.97%
10 E 010 2150 1100 00 000000 0000	SPEECH PATHOLOGIST SALARY	100,325.00	175,066.00	175,208.01	0.08%
10 E 011 2150 1100 00 000000 0000	SPEECH PATHOLOGIST SALARY	112,490.00	109,375.00	108,973.07	-0.37%
10 E 004 2150 1120 00 000000 0000	LONGEVITY	1,140.00	1,114.00	1,113.72	-0.03%
10 E 008 2150 1120 00 000000 0000	LONGEVITY	1,805.00	1,763.00	1,763.39	0.02%
10 E 010 2150 1120 00 000000 0000	LONGEVITY	0.00	1,114.00	1,113.72	-0.03%
10 E 011 2150 1120 00 000000 0000	LONGEVITY	1,140.00	1,114.00	1,113.72	-0.03%
11 E 008 2150 1140 00 000000 0000	MENTOR	630.00	0.00	0.00	0.00%
11 E 010 2150 1140 00 000000 0000	MENTOR	630.00	0.00	0.00	0.00%
10 E 011 2150 1200 00 000000 0000	INSURANCE STIPEND	1,800.00	1,800.00	1,800.00	0.00%
<b>TOTAL</b>	<b>SALARIES</b>	<b>734,850.00</b>	<b>749,526.00</b>	<b>736,598.02</b>	<b>-1.72%</b>
10 E 002 2150 2110 00 000000 0000	TEACHER RETIREMENT	660.00	620.00	8,336.41	1244.58%
10 E 003 2150 2110 00 000000 0000	TEACHER RETIREMENT	4,595.00	4,332.00	1,426.73	-67.07%
10 E 004 2150 2110 00 000000 0000	TEACHER RETIREMENT	17,155.00	16,320.00	15,402.02	-5.62%
10 E 005 2150 2110 00 000000 0000	TEACHER RETIREMENT	7,875.00	7,426.00	2,445.92	-67.06%
10 E 008 2150 2110 00 000000 0000	TEACHER RETIREMENT	21,895.00	17,795.00	17,625.30	-0.95%
10 E 010 2150 2110 00 000000 0000	TEACHER RETIREMENT	10,250.00	17,780.00	17,829.07	0.28%
10 E 011 2150 2110 00 000000 0000	TEACHER RETIREMENT	11,415.00	11,105.00	11,065.73	-0.35%
10 E 002 2150 2160 00 000000 0000	TRS SURCHARGE EXPENSE	43.00	40.00	537.33	1243.33%
10 E 003 2150 2160 00 000000 0000	TRS SURCHARGE EXPENSE	295.00	280.00	91.93	-67.17%
10 E 004 2150 2160 00 000000 0000	TRS SURCHARGE EXPENSE	1,105.00	1,055.00	992.59	-5.92%
10 E 005 2150 2160 00 000000 0000	TRS SURCHARGE EXPENSE	510.00	480.00	157.61	-67.16%
10 E 008 2150 2160 00 000000 0000	TRS SURCHARGE EXPENSE	1,410.00	1,150.00	1,135.81	-1.23%
10 E 010 2150 2160 00 000000 0000	TRS SURCHARGE EXPENSE	665.00	1,146.00	1,149.15	0.27%
10 E 011 2150 2160 00 000000 0000	TRS SURCHARGE EXPENSE	735.00	720.00	713.21	-0.94%
10 E 002 2150 2210 00 000000 0000	LIFE INSURANCE	46.00	5.00	31.17	523.40%
10 E 003 2150 2210 00 000000 0000	LIFE INSURANCE	0.00	16.00	5.31	-66.81%
10 E 004 2150 2210 00 000000 0000	LIFE INSURANCE	92.00	92.00	87.40	-5.00%
10 E 005 2150 2210 00 000000 0000	LIFE INSURANCE	0.00	30.00	9.12	-69.60%
10 E 008 2150 2210 00 000000 0000	LIFE INSURANCE	140.00	92.00	91.20	-0.87%
10 E 010 2150 2210 00 000000 0000	LIFE INSURANCE	92.00	92.00	91.20	-0.87%
10 E 011 2150 2210 00 000000 0000	LIFE INSURANCE	46.00	46.00	45.60	-0.87%
10 E 002 2150 2220 00 000000 0000	MEDICAL INSURANCE	21,535.00	1,075.00	14,677.36	1265.34%
10 E 003 2150 2220 00 000000 0000	MEDICAL INSURANCE	0.00	7,525.00	2,446.66	-67.49%
10 E 004 2150 2220 00 000000 0000	MEDICAL INSURANCE	43,070.00	32,460.00	40,248.66	23.99%
10 E 005 2150 2220 00 000000 0000	MEDICAL INSURANCE	0.00	12,895.00	4,194.30	-67.47%
10 E 008 2150 2220 00 000000 0000	MEDICAL INSURANCE	43,510.00	21,930.00	21,751.36	-0.81%
10 E 010 2150 2220 00 000000 0000	MEDICAL INSURANCE	43,070.00	42,985.00	42,636.64	-0.81%
10 E 002 2150 2230 00 000000 0000	DENTAL INSURANCE	815.00	60.00	797.92	1229.87%
10 E 003 2150 2230 00 000000 0000	DENTAL INSURANCE	0.00	410.00	134.56	-67.18%
10 E 004 2150 2230 00 000000 0000	DENTAL INSURANCE	1,860.00	1,720.00	1,665.68	-3.16%
10 E 005 2150 2230 00 000000 0000	DENTAL INSURANCE	0.00	705.00	230.80	-67.26%
10 E 008 2150 2230 00 000000 0000	DENTAL INSURANCE	2,005.00	1,105.00	1,096.56	-0.76%
10 E 010 2150 2230 00 000000 0000	DENTAL INSURANCE	1,630.00	1,925.00	2,120.52	10.16%
10 E 002 2150 2290 00 000000 0000	TEACHER RETIREMENT INSURANCE	115.00	108.00	1,454.31	1246.58%
10 E 003 2150 2290 00 000000 0000	TEACHER RETIREMENT INSURANCE	800.00	760.00	248.87	-67.25%
10 E 004 2150 2290 00 000000 0000	TEACHER RETIREMENT INSURANCE	2,995.00	2,850.00	2,686.85	-5.72%
10 E 005 2150 2290 00 000000 0000	TEACHER RETIREMENT INSURANCE	1,375.00	1,300.00	426.66	-67.18%

10 E 008 2150 2290 00 000000 0000	TEACHER RETIREMENT INSURANCE	3,820.00	3,105.00	3,074.55	-0.98%
10 E 010 2150 2290 00 000000 0000	TEACHER RETIREMENT INSURANCE	1,790.00	3,105.00	3,110.25	0.17%
10 E 011 2150 2290 00 000000 0000	TEACHER RETIREMENT INSURANCE	1,195.00	1,940.00	1,930.45	-0.49%
10 E 010 2150 2900 00 000000 0000	403(B)	500.00	350.00	350.00	0.00%
<b>TOTAL</b>	<b>EMPLOYEE BENEFITS</b>	<b>249,109.00</b>	<b>218,935.00</b>	<b>224,552.77</b>	<b>2.57%</b>
10 E 001 2150 3140 00 000000 0000	SPEECH CONSULTANT/INTERPRETER	5,000.00	5,000.00	18,613.66	272.27%
10 E 002 2150 3320 00 000000 0000	TRAVEL	60.00	60.00	46.55	-22.42%
10 E 003 2150 3320 00 000000 0000	TRAVEL	60.00	60.00	46.55	-22.42%
10 E 005 2150 3320 00 000000 0000	TRAVEL	60.00	60.00	46.56	-22.40%
<b>TOTAL</b>	<b>PURCHASED SERVICES</b>	<b>5,180.00</b>	<b>5,180.00</b>	<b>18,753.32</b>	<b>262.03%</b>
10 E 002 2150 4100 00 000000 0000	SPEECH SUPPLIES	400.00	400.00	0.00	-100.00%
10 E 003 2150 4100 00 000000 0000	SPEECH SUPPLIES	100.00	100.00	86.48	-13.52%
10 E 004 2150 4100 00 000000 0000	SPEECH SUPPLIES	125.00	100.00	227.59	127.59%
10 E 005 2150 4100 00 000000 0000	SPEECH SUPPLIES	85.00	75.00	83.95	11.93%
10 E 008 2150 4100 00 000000 0000	SPEECH SUPPLIES	350.00	350.00	265.68	-24.09%
10 E 010 2150 4100 00 000000 0000	SPEECH SUPPLIES	200.00	200.00	117.97	-41.02%
10 E 011 2150 4100 00 000000 0000	SPEECH SUPPLIES	230.00	225.00	225.00	0.00%
<b>TOTAL</b>	<b>SUPPLIES</b>	<b>1,490.00</b>	<b>1,450.00</b>	<b>1,006.67</b>	<b>-30.57%</b>
10 E 003 2150 6400 00 000000 0000	DUES/FEES	250.00	0.00	0.00	0.00%
10 E 004 2150 6400 00 000000 0000	DUES/FEES	250.00	0.00	0.00	0.00%
10 E 005 2150 6400 00 000000 0000	DUES/FEES	250.00	0.00	0.00	0.00%
10 E 008 2150 6400 00 000000 0000	DUES/FEES	500.00	0.00	0.00	0.00%
10 E 010 2150 6400 00 000000 0000	DUES/FEES	500.00	0.00	0.00	0.00%
10 E 011 2150 6400 00 000000 0000	DUES/FEES	250.00	0.00	0.00	0.00%
<b>TOTAL</b>	<b>OTHER OBJECTS</b>	<b>2,000.00</b>	<b>0.00</b>	<b>0.00</b>	<b>0.00%</b>
<b>GRAND TOTAL</b>	<b>SPEECH PATHOLOGY</b>	<b>992,629.00</b>	<b>975,091.00</b>	<b>980,910.78</b>	<b>0.60%</b>
<b>IMPROVEMENT OF INSTRUCTION</b>					
10 E 001 2210 1000 00 000000 0000	STUDENT SUPPORT SERVICES	0.00	45,765.00	45,762.38	-0.01%
10 E 001 2210 1100 00 000000 0000	IMPROVEMENT OF INSTRUCTION	2,000.00	15,000.00	-188.87	-101.26%
<b>TOTAL</b>	<b>SALARIES</b>	<b>2,000.00</b>	<b>60,765.00</b>	<b>45,573.51</b>	<b>-25.00%</b>
10 E 001 2210 2110 00 000000 0000	TEACHER RETIREMENT	12,000.00	9,000.00	10,010.46	11.23%
10 E 001 2210 2160 00 000000 0000	TRS SURCHARGE EXPENSE	650.00	600.00	644.37	7.40%
10 E 001 2210 2210 00 000000 0000	LIFE INSURANCE	200.00	200.00	182.40	-8.80%
10 E 001 2210 2220 00 000000 0000	MEDICAL INSURANCE	33,000.00	38,000.00	32,106.63	-15.51%
10 E 001 2210 2230 00 000000 0000	DENTAL INSURANCE	1,045.00	1,900.00	1,043.44	-45.08%
10 E 001 2210 2250 00 000000 0000	LONG TERM DISABILITY	330.00	315.00	328.28	4.22%
10 E 001 2210 2290 00 000000 0000	TEACHER RETIREMENT INSURANCE	6,250.00	805.00	1,746.29	116.93%
<b>TOTAL</b>	<b>EMPLOYEE BENEFITS</b>	<b>53,475.00</b>	<b>50,820.00</b>	<b>46,061.87</b>	<b>-9.36%</b>
10 E 001 2210 3100 00 000000 0000	PURCHASE SERVICES	15,000.00	15,000.00	6,262.50	-58.25%
10 E 001 2210 3320 00 000000 0000	TRAVEL	150.00	300.00	0.00	-100.00%
<b>TOTAL</b>	<b>PURCHASED SERVICES</b>	<b>15,150.00</b>	<b>15,300.00</b>	<b>6,262.50</b>	<b>-59.07%</b>
10 E 001 2210 4100 00 000000 0000	STUDENT SUPPORT SUPPLIES	6,500.00	4,000.00	6,292.15	57.30%
<b>TOTAL</b>	<b>SUPPLIES</b>	<b>6,500.00</b>	<b>4,000.00</b>	<b>6,292.15</b>	<b>57.30%</b>
10 E 001 2210 6400 00 000000 0000	PROFESSIONAL DEVELOPMENT	60,000.00	60,000.00	63,366.06	5.61%
10 E 002 2210 6400 00 000000 0000	PROFESSIONAL DEVELOPMENT	5,000.00	5,000.00	7,062.18	41.24%
10 E 003 2210 6400 00 000000 0000	PROFESSIONAL DEVELOPMENT	1,500.00	1,500.00	445.00	-70.33%
10 E 004 2210 6400 00 000000 0000	PROFESSIONAL DEVELOPMENT	5,000.00	51,500.00	43,159.52	-16.20%
10 E 005 2210 6400 00 000000 0000	PROFESSIONAL DEVELOPMENT	3,000.00	51,000.00	43,298.52	-15.10%
10 E 008 2210 6400 00 000000 0000	PROFESSIONAL DEVELOPMENT	5,000.00	51,500.00	43,035.00	-16.44%
10 E 010 2210 6400 00 000000 0000	PROFESSIONAL DEVELOPMENT	5,000.00	51,500.00	43,602.52	-15.33%
10 E 011 2210 6400 00 000000 0000	PROFESSIONAL DEVELOPMENT	4,000.00	1,500.00	240.00	-84.00%
<b>TOTAL</b>	<b>OTHER OBJECTS</b>	<b>88,500.00</b>	<b>273,500.00</b>	<b>244,208.80</b>	<b>-10.71%</b>
<b>GRAND TOTAL</b>	<b>IMPROVEMENT OF INSTRUCTION</b>	<b>165,625.00</b>	<b>404,385.00</b>	<b>348,398.83</b>	<b>-13.84%</b>
<b>INSTRUCTION &amp; CURRICULUM DEVELOPMENT</b>					
10 E 001 2212 1000 00 000000 0000	DIRECTORS OF CURRICULUM	273,900.00	255,918.00	255,918.33	0.00%
10 E 001 2212 1100 00 000000 0000	INSTRUCTIONAL COACHES	834,135.00	940,725.00	932,975.81	-0.82%
10 E 001 2212 1110 00 000000 0000	CURRICULUM SECRETARY SALARY	116,875.00	111,042.00	111,042.17	0.00%
10 E 001 2212 1120 00 000000 0000	LONGEVITY	4,370.00	9,374.00	9,373.81	0.00%
10 E 001 2212 1200 00 000000 0000	INSURANCE STIPEND	0.00	1,800.00	1,206.00	-33.00%
<b>TOTAL</b>	<b>SALARIES</b>	<b>1,229,280.00</b>	<b>1,318,859.00</b>	<b>1,310,516.12</b>	<b>-0.63%</b>
10 E 001 2212 2110 00 000000 0000	TEACHER RETIREMENT	126,355.00	121,165.00	119,913.91	-1.03%
10 E 001 2212 2160 00 000000 0000	TRS SURCHARGE EXPENSE	8,145.00	7,810.00	7,728.29	-1.05%
10 E 001 2212 2210 00 000000 0000	LIFE INSURANCE	925.00	876.00	873.00	-0.34%
10 E 001 2212 2220 00 000000 0000	MEDICAL INSURANCE	227,815.00	197,334.00	197,788.88	0.23%

10 E 001 2212 2230 00 000000 0000	DENTAL INSURANCE	12,235.00	10,350.00	10,426.60	0.74%
10 E 001 2212 2250 00 000000 0000	DISABILITY INSURANCE	1,250.00	640.00	681.76	6.53%
10 E 001 2212 2290 00 000000 0000	TEACHERS RETIREMENT INSURANCE	22,045.00	21,140.00	20,918.51	-1.05%
10 E 001 2212 2900 00 000000 0000	403B MATCH	500.00	350.00	350.00	0.00%
10 E 001 2212 2300 00 000000 0000	TUITION REIMBURSEMENT	0.00	1,200.00	0.00	-100.00%
	<b>TOTAL EMPLOYEE BENEFITS</b>	<b>399,270.00</b>	<b>360,865.00</b>	<b>358,680.95</b>	<b>-0.61%</b>
10 E 001 2212 3190 00 000000 0000	CURRICULUM & DATA MANAGEMENT	60,000.00	115,000.00	19,733.80	-82.84%
10 E 001 2212 3320 00 000000 0000	TRAVEL	12,000.00	10,000.00	12,317.87	23.18%
10 E 001 2212 3800 00 000000 0000	TEST SCORING	170,000.00	45,000.00	165,822.55	268.49%
	<b>TOTAL PURCHASED SERVICES</b>	<b>242,000.00</b>	<b>170,000.00</b>	<b>197,874.22</b>	<b>16.40%</b>
10 E 001 2212 4100 00 000000 0000	CURRICULUM SUPPLIES	80,000.00	12,000.00	20,601.25	71.68%
10 E 002 2212 4100 00 000000 0000	CURRICULUM SUPPLIES TOSA	6,500.00	6,500.00	5,912.48	-9.04%
	<b>TOTAL SUPPLIES</b>	<b>86,500.00</b>	<b>18,500.00</b>	<b>26,513.73</b>	<b>43.32%</b>
10 E 001 2212 6400 00 000000 0000	DUES/FEES	6,100.00	1,700.00	190.00	-88.82%
10 E 002 2212 6400 00 000000 0000	DUES/FEES	0.00	500.00	927.00	85.40%
10 E 003 2212 6400 00 000000 0000	DUES/FEES	0.00	500.00	697.00	39.40%
10 E 010 2212 6400 00 000000 0000	DUES/FEES	0.00	2,000.00	3,197.69	59.88%
10 E 011 2212 6400 00 000000 0000	DUES/FEES	0.00	600.00	1,053.89	75.65%
	<b>TOTAL OTHER OBJECTS</b>	<b>6,100.00</b>	<b>5,300.00</b>	<b>6,065.58</b>	<b>14.44%</b>
	<b>GRAND TOTAL INSTRUCTION &amp; CURRICULUM DEVELOPMENT</b>	<b>1,963,150.00</b>	<b>1,873,524.00</b>	<b>1,899,650.60</b>	<b>1.39%</b>
<b>EDUCATION MEDIA SERVICES</b>					
10 E 002 2220 1100 00 000000 0000	LIBRARIAN SALARY	78,690.00	74,765.00	74,182.97	-0.78%
10 E 003 2220 1100 00 000000 0000	LIBRARIAN SALARY	116,095.00	112,881.00	112,466.87	-0.37%
10 E 004 2220 1100 00 000000 0000	LIBRARIAN SALARY	85,595.00	74,762.00	74,630.13	-0.18%
10 E 005 2220 1100 00 000000 0000	LIBRARIAN SALARY	80,925.00	76,890.00	76,319.56	-0.74%
10 E 008 2220 1100 00 000000 0000	LIBRARIAN SALARY	64,660.00	54,915.00	54,505.20	-0.75%
10 E 010 2220 1100 00 000000 0000	LIBRARIAN SALARY	57,795.00	54,915.00	54,470.70	-0.81%
10 E 011 2220 1100 00 000000 0000	LIBRARIAN SALARY	72,335.00	68,727.00	79,714.47	15.99%
10 E 003 2220 1120 00 000000 0000	LONGEVITY	2,850.00	2,785.00	2,784.30	-0.03%
10 E 011 2220 1140 00 000000 0000	MENTOR	0.00	1,415.00	1,178.32	-16.73%
10 E 002 2220 1150 00 000000 0000	LIBRARY AIDE SALARY	24,495.00	24,426.00	23,707.86	-2.94%
10 E 004 2220 1200 00 000000 0000	INSURANCE STIPEND	0.00	1,800.00	1,800.00	0.00%
10 E 008 2220 1200 00 000000 0000	INSURANCE STIPEND	1,800.00	1,800.00	1,800.00	0.00%
	<b>TOTAL SALARIES</b>	<b>585,240.00</b>	<b>550,081.00</b>	<b>557,560.38</b>	<b>1.36%</b>
10 E 002 2220 2110 00 000000 0000	TEACHER RETIREMENT	7,960.00	7,575.00	7,549.37	-0.34%
10 E 003 2220 2110 00 000000 0000	TEACHER RETIREMENT	11,945.00	11,620.00	11,576.50	-0.37%
10 E 004 2220 2110 00 000000 0000	TEACHER RETIREMENT	8,185.00	7,575.00	7,559.04	-0.21%
10 E 005 2220 2110 00 000000 0000	TEACHER RETIREMENT	8,185.00	7,782.00	7,726.09	-0.72%
10 E 008 2220 2110 00 000000 0000	TEACHER RETIREMENT	5,895.00	5,610.00	5,568.72	-0.74%
10 E 010 2220 2110 00 000000 0000	TEACHER RETIREMENT	5,895.00	5,610.00	5,565.32	-0.80%
10 E 011 2220 2110 00 000000 0000	TEACHER RETIREMENT	7,335.00	7,115.00	8,178.44	14.95%
10 E 002 2220 2160 00 000000 0000	TRS SURCHARGE EXPENSE	515.00	488.00	486.61	-0.28%
10 E 003 2220 2160 00 000000 0000	TRS SURCHARGE EXPENSE	770.00	750.00	746.09	-0.52%
10 E 004 2220 2160 00 000000 0000	TRS SURCHARGE EXPENSE	530.00	488.00	487.18	-0.17%
10 E 005 2220 2160 00 000000 0000	TRS SURCHARGE EXPENSE	530.00	505.00	497.93	-1.40%
10 E 008 2220 2160 00 000000 0000	TRS SURCHARGE EXPENSE	380.00	365.00	358.84	-1.69%
10 E 010 2220 2160 00 000000 0000	TRS SURCHARGE EXPENSE	380.00	365.00	358.61	-1.75%
10 E 011 2220 2160 00 000000 0000	TRS SURCHARGE EXPENSE	475.00	460.00	527.11	14.59%
10 E 002 2220 2210 00 000000 0000	LIFE INSURANCE	46.00	46.00	45.60	-0.87%
10 E 003 2220 2210 00 000000 0000	LIFE INSURANCE	46.00	46.00	45.60	-0.87%
10 E 004 2220 2210 00 000000 0000	LIFE INSURANCE	46.00	46.00	45.60	-0.87%
10 E 005 2220 2210 00 000000 0000	LIFE INSURANCE	46.00	46.00	45.60	-0.87%
10 E 008 2220 2210 00 000000 0000	LIFE INSURANCE	46.00	46.00	45.60	-0.87%
10 E 010 2220 2210 00 000000 0000	LIFE INSURANCE	46.00	46.00	45.60	-0.87%
10 E 011 2220 2210 00 000000 0000	LIFE INSURANCE	46.00	46.00	45.60	-0.87%
10 E 002 2220 2220 00 000000 0000	MEDICAL INSURANCE	21,975.00	21,930.00	21,751.36	-0.81%
10 E 003 2220 2220 00 000000 0000	MEDICAL INSURANCE	21,535.00	21,495.00	18,973.56	-11.73%
10 E 004 2220 2220 00 000000 0000	MEDICAL INSURANCE	19,225.00	0.00	6,395.84	0.00%
10 E 005 2220 2220 00 000000 0000	MEDICAL INSURANCE	21,535.00	10,965.00	12,630.28	15.19%
10 E 010 2220 2220 00 000000 0000	MEDICAL INSURANCE	21,535.00	21,495.00	21,318.32	-0.82%
10 E 011 2220 2220 00 000000 0000	MEDICAL INSURANCE	9,565.00	17,215.00	8,749.27	-49.18%
10 E 002 2220 2230 00 000000 0000	DENTAL INSURANCE	1,105.00	1,105.00	1,096.56	-0.76%
10 E 003 2220 2230 00 000000 0000	DENTAL INSURANCE	1,265.00	1,168.00	1,163.28	-0.40%
10 E 004 2220 2230 00 000000 0000	DENTAL INSURANCE	1,265.00	0.00	389.36	0.00%
10 E 005 2220 2230 00 000000 0000	DENTAL INSURANCE	1,265.00	1,170.00	1,163.28	-0.57%
10 E 010 2220 2230 00 000000 0000	DENTAL INSURANCE	1,265.00	1,170.00	1,163.28	-0.57%
10 E 011 2220 2230 00 000000 0000	DENTAL INSURANCE	1,265.00	675.00	1,095.72	62.33%
10 E 002 2220 2290 00 000000 0000	TEACHER RETIREMENT INSURANCE	1,390.00	1,325.00	1,317.05	-0.60%
10 E 003 2220 2290 00 000000 0000	TEACHER RETIREMENT INSURANCE	2,085.00	2,030.00	2,019.54	-0.52%
10 E 004 2220 2290 00 000000 0000	TEACHER RETIREMENT INSURANCE	1,430.00	1,325.00	1,318.70	-0.48%

10 E 005 2220 2290 00 000000 0000	TEACHER RETIREMENT INSURANCE	1,430.00	1,360.00	1,347.74	-0.90%
10 E 008 2220 2290 00 000000 0000	TEACHER RETIREMENT INSURANCE	1,030.00	980.00	971.52	-0.87%
10 E 010 2220 2290 00 000000 0000	TEACHER RETIREMENT INSURANCE	1,030.00	980.00	970.92	-0.93%
10 E 011 2220 2290 00 000000 0000	TEACHER RETIREMENT INSURANCE	1,280.00	1,241.00	1,426.57	14.95%
10 E 002 2220 2900 00 000000 0000	403B MATCH	500.00	350.00	350.00	0.00%
10 E 004 2220 2900 00 000000 0000	403B MATCH	500.00	350.00	0.00	-100.00%
<b>TOTAL</b>	<b>EMPLOYEE BENEFITS</b>	<b>192,777.00</b>	<b>164,959.00</b>	<b>163,117.20</b>	<b>-1.12%</b>
10 E 002 2220 3100 00 000000 0000	LIBRARY PURCHASE SERVICES	6,840.00	6,840.00	5,084.31	-25.67%
10 E 003 2220 3100 00 000000 0000	LIBRARY PURCHASE SERVICES	1,350.00	1,350.00	2,163.71	60.27%
10 E 004 2220 3100 00 000000 0000	LIBRARY PURCHASE SERVICES	2,000.00	2,000.00	3,014.67	50.73%
10 E 005 2220 3100 00 000000 0000	LIBRARY PURCHASE SERVICES	2,350.00	2,000.00	2,352.39	17.62%
10 E 008 2220 3100 00 000000 0000	LIBRARY PURCHASE SERVICES	2,950.00	2,800.00	2,933.11	4.75%
10 E 010 2220 3100 00 000000 0000	LIBRARY PURCHASE SERVICES	3,125.00	2,000.00	3,125.60	56.28%
10 E 011 2220 3100 00 000000 0000	LIBRARY PURCHASE SERVICES	3,175.00	2,000.00	3,172.90	58.65%
10 E 003 2220 3230 00 000000 0000	REPAIRS	250.00	250.00	0.00	-100.00%
10 E 011 2220 3230 00 000000 0000	REPAIRS	0.00	132.00	0.00	-100.00%
<b>TOTAL</b>	<b>PURCHASED SERVICES</b>	<b>22,040.00</b>	<b>19,372.00</b>	<b>21,846.69</b>	<b>12.77%</b>
10 E 002 2220 4100 00 000000 0000	LIBRARY SUPPLIES	3,000.00	3,000.00	4,714.42	57.15%
10 E 003 2220 4100 00 000000 0000	LIBRARY SUPPLIES	1,000.00	2,000.00	1,948.66	-2.57%
10 E 004 2220 4100 00 000000 0000	LIBRARY SUPPLIES	2,000.00	2,000.00	455.39	-77.23%
10 E 005 2220 4100 00 000000 0000	LIBRARY SUPPLIES	500.00	500.00	0.00	-100.00%
10 E 008 2220 4100 00 000000 0000	LIBRARY SUPPLIES	1,250.00	1,250.00	779.81	-37.62%
10 E 010 2220 4100 00 000000 0000	LIBRARY SUPPLIES	1,500.00	1,500.00	114.20	-92.39%
10 E 011 2220 4100 00 000000 0000	LIBRARY SUPPLIES	3,000.00	3,000.00	1,422.24	-52.59%
10 E 002 2220 4300 00 000000 0000	BOOKS	2,000.00	0.00	0.00	0.00%
10 E 003 2220 4300 00 000000 0000	BOOKS	3,000.00	2,000.00	1,987.63	-6.62%
10 E 004 2220 4300 00 000000 0000	BOOKS	2,500.00	2,800.00	2,737.55	-2.23%
10 E 005 2220 4300 00 000000 0000	BOOKS	2,000.00	2,000.00	735.68	-63.22%
10 E 008 2220 4300 00 000000 0000	BOOKS	4,500.00	4,500.00	8,138.35	80.85%
10 E 010 2220 4300 00 000000 0000	BOOKS	5,000.00	5,000.00	4,336.82	-13.26%
10 E 011 2220 4300 00 000000 0000	BOOKS	4,375.00	4,373.00	5,060.55	15.72%
<b>TOTAL</b>	<b>SUPPLIES</b>	<b>35,625.00</b>	<b>33,923.00</b>	<b>32,431.30</b>	<b>-4.40%</b>
10 E 005 2220 5400 00 000000 0000	CAPITAL OUTLAY	0.00	5,000.00	0.00	-100.00%
<b>TOTAL</b>	<b>CAPITAL OUTLAYS</b>	<b>0.00</b>	<b>5,000.00</b>	<b>0.00</b>	<b>-100.00%</b>
10 E 003 2220 7100 00 000000 0000	NON-CAPITAL OUTLAY	1,500.00	1,500.00	0.00	-100.00%
10 E 005 2220 7100 00 000000 0000	NON-CAPITAL OUTLAY	500.00	0.00	0.00	0.00%
10 E 008 2220 7100 00 000000 0000	NON-CAPITAL OUTLAY	500.00	0.00	0.00	0.00%
10 E 011 2220 7100 00 000000 0000	NON-CAPITAL OUTLAY	1,500.00	1,403.00	0.00	-100.00%
<b>TOTAL</b>	<b>NON-CAPITAL EQUIPMENT</b>	<b>4,000.00</b>	<b>2,903.00</b>	<b>0.00</b>	<b>-100.00%</b>
<b>GRAND TOTAL</b>	<b>EDUCATION MEDIA SERVICES</b>	<b>839,682.00</b>	<b>776,238.00</b>	<b>774,955.57</b>	<b>-0.17%</b>
<b>BOARD OF EDUCATION</b>					
10 E 001 2310 3100 00 000000 0000	PROFESSIONAL & TECH SERVICES	70,000.00	100,000.00	57,225.00	-42.78%
10 E 001 2310 3170 00 000000 0000	AUDIT SERVICES	26,150.00	26,150.00	25,125.00	-3.92%
10 E 001 2310 3180 00 000000 0000	LEGAL SERVICES/NOTICES/BIDS	3,000.00	2,400.00	2,868.10	19.50%
10 E 001 2310 3320 00 000000 0000	TRAVEL	4,000.00	6,000.00	2,140.08	-64.33%
10 E 001 2310 3810 00 000000 0000	OTHER INSURANCE-TREASURER BOND	13,000.00	0.00	0.00	0.00%
<b>TOTAL</b>	<b>PURCHASED SERVICES</b>	<b>116,150.00</b>	<b>134,550.00</b>	<b>87,358.18</b>	<b>-35.07%</b>
10 E 001 2310 4100 00 000000 0000	BOARD OF EDUCATION SUPPLIES	25,000.00	25,000.00	21,624.48	-13.50%
<b>TOTAL</b>	<b>SUPPLIES</b>	<b>25,000.00</b>	<b>25,000.00</b>	<b>21,624.48</b>	<b>-13.50%</b>
10 E 001 2310 6400 00 000000 0000	DUES AND FEES	21,000.00	12,000.00	20,829.00	73.58%
10 E 001 2310 6900 00 000000 0000	OTHER OBJECTS-TAXES	10,000.00	35,000.00	-16,864.64	-148.18%
<b>TOTAL</b>	<b>OTHER OBJECTS</b>	<b>31,000.00</b>	<b>47,000.00</b>	<b>3,964.36</b>	<b>-91.57%</b>
<b>GRAND TOTAL</b>	<b>BOARD OF EDUCATION</b>	<b>172,150.00</b>	<b>206,550.00</b>	<b>112,947.02</b>	<b>-45.32%</b>
<b>EXECUTIVE ADMINISTRATION</b>					
10 E 001 2320 1000 00 000000 0000	SUPERINTENDENT SALARY	263,140.00	250,695.00	327,737.95	30.73%
10 E 001 2320 1100 00 000000 0000	DIRECTOR OF HR SALARY	157,050.00	149,217.00	149,217.13	0.00%
10 E 001 2320 1110 00 000000 0000	ADMIN ASSISTANT SALARIES	204,025.00	202,324.00	212,541.04	5.05%
<b>TOTAL</b>	<b>SALARIES</b>	<b>624,215.00</b>	<b>602,236.00</b>	<b>689,496.12</b>	<b>14.49%</b>
10 E 001 2320 2110 00 000000 0000	RETIREMENT	15,715.00	40,265.00	46,154.06	14.63%
10 E 001 2320 2160 00 000000 0000	TRS SURCHARGE EXPENSE	1,015.00	2,595.00	2,617.97	0.89%
10 E 001 2320 2210 00 000000 0000	LIFE INSURANCE	360.00	538.00	545.68	1.43%
10 E 001 2320 2220 00 000000 0000	MEDICAL INSURANCE	100,015.00	126,085.00	129,843.76	2.98%
10 E 001 2320 2230 00 000000 0000	DENTAL INSURANCE	4,660.00	5,190.00	5,336.64	2.83%
10 E 001 2320 2250 00 000000 0000	DISABILITY INSURANCE	350.00	700.00	680.11	-2.84%
10 E 001 2320 2290 00 000000 0000	TEACHERS RETIREMENT INSURANCE	2,740.00	7,025.00	7,086.12	0.87%

10 E 001 2320 2900 00 000000 0000	ANNUITY	0.00	3,600.00	3,600.00	0.00%
<b>TOTAL</b>	<b>EMPLOYEE BENEFITS</b>	<b>124,855.00</b>	<b>185,998.00</b>	<b>195,864.34</b>	<b>5.30%</b>
10 E 001 2320 3100 00 000000 0000	PURCHASE/CONTRACTED SERVICES	105,000.00	0.00	0.00	0.00%
10 E 001 2320 3160 00 000000 0000	SOFTWARE	40,000.00	0.00	0.00	0.00%
10 E 001 2320 3190 00 000000 0000	PROFESSIONAL & TECHNICAL SERVICE	2,300.00	1,200.00	2,156.91	79.74%
10 E 001 2320 3320 00 000000 0000	TRAVEL	500.00	500.00	96.48	-80.70%
<b>TOTAL</b>	<b>PURCHASED SERVICES</b>	<b>147,800.00</b>	<b>1,700.00</b>	<b>2,253.39</b>	<b>32.55%</b>
10 E 001 2320 4100 00 000000 0000	ADMIN SUPPLIES	27,500.00	5,500.00	2,570.86	-53.26%
<b>TOTAL</b>	<b>SUPPLIES</b>	<b>27,500.00</b>	<b>5,500.00</b>	<b>2,570.86</b>	<b>-53.26%</b>
10 E 001 2320 6400 00 000000 0000	DUES/FEES	8,000.00	10,000.00	6,982.87	-30.17%
<b>TOTAL</b>	<b>OTHER OBJECTS</b>	<b>8,000.00</b>	<b>10,000.00</b>	<b>6,982.87</b>	<b>-30.17%</b>
<b>GRAND TOTAL</b>	<b>EXECUTIVE ADMINISTRATION</b>	<b>932,370.00</b>	<b>805,434.00</b>	<b>897,167.58</b>	<b>11.39%</b>
<b>SPECIAL AREA ADMINISTRATION</b>					
10 E 001 2330 1000 00 000000 0000	DIRECTOR OF STUDENT SUPPORT SERVICE	152,345.00	151,640.00	151,926.08	0.19%
10 E 001 2330 1100 00 000000 0000	ASSISTANT DIRECTOR	103,145.00	98,000.00	89,833.32	-8.33%
10 E 001 2330 1110 00 000000 0000	SECRETARY	94,970.00	106,377.00	108,639.72	2.13%
10 E 001 2330 1200 00 000000 0000	INSURANCE STIPEND	0.00	1,800.00	600.00	-66.67%
<b>TOTAL</b>	<b>SALARIES</b>	<b>350,460.00</b>	<b>357,817.00</b>	<b>350,999.12</b>	<b>-1.91%</b>
10 E 001 2330 2110 00 000000 0000	RETIREMENT	25,625.00	25,050.00	24,059.89	-3.95%
10 E 001 2330 2160 00 000000 0000	TRS SURCHARGE EXPENSE	1,655.00	1,615.00	1,550.63	-3.99%
10 E 001 2330 2210 00 000000 0000	LIFE INSURANCE	345.00	360.00	357.20	-0.78%
10 E 001 2330 2220 00 000000 0000	MEDICAL INSURANCE	100,500.00	72,509.00	91,150.24	25.71%
10 E 001 2330 2230 00 000000 0000	DENTAL INSURANCE	5,300.00	4,945.00	5,045.86	2.04%
10 E 001 2330 2250 00 000000 0000	DISABILITY INSURANCE	510.00	535.00	377.00	-29.53%
10 E 001 2330 2290 00 000000 0000	TEACHERS RETIREMENT INSURANCE	4,475.00	4,370.00	4,197.29	-3.95%
<b>TOTAL</b>	<b>EMPLOYEE BENEFITS</b>	<b>138,410.00</b>	<b>109,384.00</b>	<b>126,738.11</b>	<b>15.87%</b>
10 E 001 2330 3320 00 000000 0000	TRAVEL	2,000.00	2,000.00	1,670.17	-16.49%
<b>TOTAL</b>	<b>PURCHASED SERVICES</b>	<b>2,000.00</b>	<b>2,000.00</b>	<b>1,670.17</b>	<b>-16.49%</b>
10 E 001 2330 4100 00 000000 0000	SPECIAL AREA ADMIN SUPPLIES	3,000.00	3,000.00	2,228.97	-25.70%
<b>TOTAL</b>	<b>SUPPLIES</b>	<b>3,000.00</b>	<b>3,000.00</b>	<b>2,228.97</b>	<b>-25.70%</b>
10 E 001 2330 6400 00 000000 0000	DUES AND FEES	1,500.00	1,500.00	850.00	-43.33%
<b>TOTAL</b>	<b>OTHER OBJECTS</b>	<b>1,500.00</b>	<b>1,500.00</b>	<b>850.00</b>	<b>-43.33%</b>
<b>GRAND TOTAL</b>	<b>SPECIAL AREA ADMINISTRATION</b>	<b>495,370.00</b>	<b>473,701.00</b>	<b>482,486.37</b>	<b>1.85%</b>
<b>OFFICE OF THE PRINCIPALS</b>					
10 E 002 2410 1100 00 000000 0000	PRINCIPAL/ASST PRINCIPAL SALARY	594,495.00	538,020.00	467,374.04	-13.13%
10 E 003 2410 1100 00 000000 0000	PRINCIPAL/ASST PRINCIPAL SALARY	227,490.00	216,540.00	216,540.00	0.00%
10 E 004 2410 1100 00 000000 0000	PRINCIPAL/ASST PRINCIPAL SALARY	233,790.00	222,120.00	222,120.11	0.00%
10 E 005 2410 1100 00 000000 0000	PRINCIPAL/ASST PRINCIPAL SALARY	119,500.00	104,600.00	104,600.00	0.00%
10 E 008 2410 1100 00 000000 0000	PRINCIPAL/ASST PRINCIPAL SALARY	225,480.00	214,232.00	214,232.00	0.00%
10 E 010 2410 1100 00 000000 0000	PRINCIPAL/ASST PRINCIPAL SALARY	220,735.00	209,725.00	209,723.00	0.00%
10 E 011 2410 1100 00 000000 0000	PRINCIPAL/ASST PRINCIPAL SALARY	334,900.00	318,195.00	318,193.20	0.00%
10 E 002 2410 1110 00 000000 0000	SECRETARY SALARY	149,890.00	146,690.00	140,415.37	-4.28%
10 E 003 2410 1110 00 000000 0000	SECRETARY SALARY	56,560.00	54,125.00	45,620.58	-15.71%
10 E 004 2410 1110 00 000000 0000	SECRETARY SALARY	91,775.00	88,075.00	87,352.22	-0.82%
10 E 005 2410 1110 00 000000 0000	SECRETARY SALARY	37,055.00	35,570.00	35,412.69	-0.44%
10 E 008 2410 1110 00 000000 0000	SECRETARY SALARY	66,275.00	64,495.00	67,674.70	4.93%
10 E 010 2410 1110 00 000000 0000	SECRETARY SALARY	75,485.00	72,445.00	72,517.76	0.10%
10 E 011 2410 1110 00 000000 0000	SECRETARY SALARY	111,370.00	100,140.00	100,202.33	0.06%
10 E 002 2410 1200 00 000000 0000	INSURANCE STIPEND	1,800.00	1,800.00	1,800.00	0.00%
10 E 003 2410 1200 00 000000 0000	INSURANCE STIPEND	1,800.00	1,800.00	1,800.00	0.00%
10 E 004 2410 1200 00 000000 0000	INSURANCE STIPEND	1,800.00	1,800.00	1,800.00	0.00%
10 E 008 2410 1200 00 000000 0000	INSURANCE STIPEND	1,800.00	1,800.00	900.00	-50.00%
10 E 010 2410 1200 00 000000 0000	INSURANCE STIPEND	1,800.00	1,800.00	1,800.00	0.00%
10 E 001 2410 1220 00 000000 0000	SECRETARY SUBSTITUTE	14,000.00	7,600.00	13,202.50	73.72%
<b>TOTAL</b>	<b>SALARIES</b>	<b>2,567,800.00</b>	<b>2,401,572.00</b>	<b>2,323,280.50</b>	<b>-3.26%</b>
10 E 002 2410 2110 00 000000 0000	TEACHER RETIREMENT	59,690.00	57,070.00	44,769.85	-21.55%
10 E 003 2410 2110 00 000000 0000	TEACHER RETIREMENT	22,855.00	21,780.00	21,771.95	-0.04%
10 E 004 2410 2110 00 000000 0000	TEACHER RETIREMENT	23,475.00	22,325.00	22,323.73	-0.01%
10 E 005 2410 2110 00 000000 0000	TEACHER RETIREMENT	12,000.00	10,525.00	10,522.98	-0.02%
10 E 008 2410 2110 00 000000 0000	TEACHER RETIREMENT	22,660.00	21,545.00	21,721.75	0.82%
10 E 010 2410 2110 00 000000 0000	TEACHER RETIREMENT	22,190.00	21,100.00	21,275.80	0.83%
10 E 011 2410 2110 00 000000 0000	TEACHER RETIREMENT	33,660.00	32,005.00	31,825.76	-0.56%
10 E 001 2410 2160 00 000000 0000	TRS SURCHARGE EXPENSE	0.00	0.00	2.72	0.00%
10 E 002 2410 2160 00 000000 0000	TRS SURCHARGE EXPENSE	3,850.00	3,680.00	2,885.48	-21.59%

10 E 003 2410 2160 00 000000 0000	TRS SURCHARGE EXPENSE	1,475.00	1,405.00	1,403.18	-0.13%
10 E 004 2410 2160 00 000000 0000	TRS SURCHARGE EXPENSE	1,515.00	1,440.00	1,438.71	-0.09%
10 E 005 2410 2160 00 000000 0000	TRS SURCHARGE EXPENSE	775.00	680.00	678.19	-0.27%
10 E 008 2410 2160 00 000000 0000	TRS SURCHARGE EXPENSE	1,460.00	1,390.00	1,400.01	0.72%
10 E 010 2410 2160 00 000000 0000	TRS SURCHARGE EXPENSE	1,430.00	1,360.00	1,371.21	0.82%
10 E 011 2410 2160 00 000000 0000	TRS SURCHARGE EXPENSE	2,170.00	2,065.00	2,050.95	-0.68%
10 E 002 2410 2210 00 000000 0000	LIFE INSURANCE	605.00	605.00	525.16	-13.20%
10 E 003 2410 2210 00 000000 0000	LIFE INSURANCE	295.00	295.00	288.04	-2.36%
10 E 004 2410 2210 00 000000 0000	LIFE INSURANCE	310.00	310.00	310.08	0.03%
10 E 005 2410 2210 00 000000 0000	LIFE INSURANCE	210.00	205.00	208.24	1.58%
10 E 008 2410 2210 00 000000 0000	LIFE INSURANCE	310.00	310.00	310.84	0.27%
10 E 010 2410 2210 00 000000 0000	LIFE INSURANCE	310.00	310.00	310.08	0.03%
10 E 011 2410 2210 00 000000 0000	LIFE INSURANCE	500.00	401.00	401.28	0.07%
10 E 002 2410 2220 00 000000 0000	MEDICAL INSURANCE	156,080.00	138,050.00	125,257.40	-9.27%
10 E 003 2410 2220 00 000000 0000	MEDICAL INSURANCE	61,235.00	39,620.00	39,300.16	-0.81%
10 E 004 2410 2220 00 000000 0000	MEDICAL INSURANCE	68,415.00	68,175.00	67,724.64	-0.66%
10 E 005 2410 2220 00 000000 0000	MEDICAL INSURANCE	39,700.00	39,620.00	41,127.52	3.80%
10 E 008 2410 2220 00 000000 0000	MEDICAL INSURANCE	75,190.00	67,910.00	69,885.72	2.91%
10 E 010 2410 2220 00 000000 0000	MEDICAL INSURANCE	76,655.00	76,500.00	75,881.04	-0.81%
10 E 011 2410 2220 00 000000 0000	MEDICAL INSURANCE	93,715.00	69,440.00	70,353.06	1.31%
10 E 002 2410 2230 00 000000 0000	DENTAL INSURANCE	8,595.00	6,940.00	6,312.41	-9.04%
10 E 003 2410 2230 00 000000 0000	DENTAL INSURANCE	3,545.00	1,555.00	1,547.60	-0.48%
10 E 004 2410 2230 00 000000 0000	DENTAL INSURANCE	4,185.00	3,870.00	3,851.44	-0.48%
10 E 005 2410 2230 00 000000 0000	DENTAL INSURANCE	2,280.00	2,110.00	2,191.00	3.84%
10 E 008 2410 2230 00 000000 0000	DENTAL INSURANCE	4,635.00	4,285.00	3,429.44	-19.97%
10 E 010 2410 2230 00 000000 0000	DENTAL INSURANCE	4,635.00	4,285.00	4,265.20	-0.46%
10 E 011 2410 2230 00 000000 0000	DENTAL INSURANCE	4,560.00	3,760.00	3,827.98	1.81%
10 E 002 2410 2250 00 000000 0000	LONG TERM DISABILITY	960.00	960.00	938.32	-2.26%
10 E 003 2410 2250 00 000000 0000	LONG TERM DISABILITY	520.00	545.00	336.28	-38.30%
10 E 004 2410 2250 00 000000 0000	LONG TERM DISABILITY	565.00	585.00	612.76	4.75%
10 E 005 2410 2250 00 000000 0000	LONG TERM DISABILITY	330.00	325.00	288.76	-11.15%
10 E 008 2410 2250 00 000000 0000	LONG TERM DISABILITY	560.00	560.00	593.72	6.02%
10 E 010 2410 2250 00 000000 0000	LONG TERM DISABILITY	475.00	475.00	326.16	-31.33%
10 E 011 2410 2250 00 000000 0000	LONG TERM DISABILITY	760.00	757.00	538.72	-28.83%
10 E 001 2410 2290 00 000000 0000	TEACHERS RETIREMENT INSURANCE	0.00	0.00	3.14	0.00%
10 E 002 2410 2290 00 000000 0000	TEACHERS RETIREMENT INSURANCE	10,415.00	9,955.00	7,809.94	-21.55%
10 E 003 2410 2290 00 000000 0000	TEACHERS RETIREMENT INSURANCE	3,990.00	3,790.00	3,798.18	0.22%
10 E 004 2410 2290 00 000000 0000	TEACHERS RETIREMENT INSURANCE	4,100.00	3,895.00	3,894.20	-0.02%
10 E 005 2410 2290 00 000000 0000	TEACHERS RETIREMENT INSURANCE	2,095.00	1,835.00	1,835.62	0.03%
10 E 008 2410 2290 00 000000 0000	TEACHERS RETIREMENT INSURANCE	3,955.00	3,760.00	3,789.40	0.78%
10 E 010 2410 2290 00 000000 0000	TEACHERS RETIREMENT INSURANCE	3,870.00	3,680.00	3,711.63	0.86%
10 E 011 2410 2290 00 000000 0000	TEACHERS RETIREMENT INSURANCE	5,875.00	5,585.00	5,552.11	-0.59%
<b>TOTAL</b>	<b>EMPLOYEE BENEFITS</b>	<b>853,620.00</b>	<b>763,633.00</b>	<b>736,779.54</b>	<b>-3.52%</b>
10 E 002 2410 3100 00 000000 0000	PURCHASE SERVICES	23,000.00	23,000.00	18,084.84	-21.37%
10 E 001 2410 3250 00 000000 0000	COPIER LEASES	225,000.00	230,000.00	210,900.49	-8.30%
10 E 002 2410 3320 00 000000 0000	TRAVEL	100.00	0.00	0.00	0.00%
10 E 002 2410 3410 00 000000 0000	POSTAGE	700.00	2,000.00	263.55	-86.82%
10 E 003 2410 3410 00 000000 0000	POSTAGE	0.00	150.00	162.00	8.00%
10 E 004 2410 3410 00 000000 0000	POSTAGE	0.00	0.00	110.00	0.00%
10 E 010 2410 3410 00 000000 0000	POSTAGE	0.00	50.00	0.00	-100.00%
10 E 011 2410 3410 00 000000 0000	POSTAGE	0.00	1,200.00	0.00	-100.00%
10 E 002 2410 3900 00 000000 0000	OTHER PURCHASED SERVICES	0.00	500.00	0.00	-100.00%
10 E 003 2410 3900 00 000000 0000	OTHER PURCHASED SERVICES	0.00	100.00	0.00	-100.00%
10 E 010 2410 3900 00 000000 0000	OTHER PURCHASED SERVICES	0.00	375.00	369.50	-1.47%
10 E 011 2410 3900 00 000000 0000	OTHER PURCHASED SERVICES	0.00	300.00	0.00	-100.00%
<b>TOTAL</b>	<b>PURCHASED SERVICES</b>	<b>248,800.00</b>	<b>257,875.00</b>	<b>229,890.38</b>	<b>-10.78%</b>
10 E 002 2410 4100 00 000000 0000	PRINCIPAL SUPPLIES	35,000.00	20,850.00	37,505.58	79.88%
10 E 003 2410 4100 00 000000 0000	PRINCIPAL SUPPLIES	8,100.00	8,100.00	5,874.74	-27.47%
10 E 004 2410 4100 00 000000 0000	PRINCIPAL SUPPLIES	28,300.00	23,820.00	21,578.93	-9.41%
10 E 005 2410 4100 00 000000 0000	PRINCIPAL SUPPLIES	8,100.00	9,980.00	9,320.62	-6.61%
10 E 008 2410 4100 00 000000 0000	PRINCIPAL SUPPLIES	22,000.00	18,000.00	17,826.00	-0.97%
10 E 010 2410 4100 00 000000 0000	PRINCIPAL SUPPLIES	25,000.00	16,615.00	8,553.95	-48.52%
10 E 011 2410 4100 00 000000 0000	PRINCIPAL SUPPLIES	16,000.00	14,540.00	8,087.54	-44.38%
10 E 002 2410 4900 00 000000 0000	OTHER SUPPLIES	500.00	500.00	79.00	-84.20%
10 E 003 2410 4900 00 000000 0000	OTHER SUPPLIES	0.00	300.00	0.00	-100.00%
10 E 004 2410 4900 00 000000 0000	OTHER SUPPLIES	450.00	450.00	211.42	-53.02%
10 E 005 2410 4900 00 000000 0000	OTHER SUPPLIES	200.00	200.00	0.00	-100.00%
10 E 008 2410 4900 00 000000 0000	OTHER SUPPLIES	1,000.00	450.00	1,048.95	133.10%
10 E 010 2410 4900 00 000000 0000	OTHER SUPPLIES	500.00	500.00	0.00	-100.00%
10 E 011 2410 4900 00 000000 0000	OTHER SUPPLIES	6,000.00	4,400.00	6,335.99	44.00%
<b>TOTAL</b>	<b>SUPPLIES</b>	<b>151,150.00</b>	<b>118,705.00</b>	<b>116,422.72</b>	<b>-1.92%</b>
10 E 002 2410 5400 00 000000 0000	CAPITAL OUTLAY	10,000.00	30,000.00	0.00	-100.00%
<b>TOTAL</b>	<b>CAPITAL OUTLAYS</b>	<b>10,000.00</b>	<b>30,000.00</b>	<b>0.00</b>	<b>-100.00%</b>

10 E 002 2410 6400 00 000000 0000	DUES/FEES	2,800.00	2,800.00	2,266.00	-19.07%
10 E 003 2410 6400 00 000000 0000	DUES/FEES	1,100.00	500.00	1,162.75	132.55%
10 E 004 2410 6400 00 000000 0000	DUES/FEES	1,000.00	600.00	1,052.96	75.49%
10 E 005 2410 6400 00 000000 0000	DUES/FEES	500.00	500.00	220.00	-56.00%
10 E 008 2410 6400 00 000000 0000	DUES/FEES	1,200.00	0.00	1,545.00	0.00%
10 E 010 2410 6400 00 000000 0000	DUES/FEES	1,200.00	2,000.00	1,193.00	-40.35%
10 E 011 2410 6400 00 000000 0000	DUES/FEES	2,000.00	1,403.00	1,832.32	30.60%
<b>TOTAL</b>	<b>OTHER OBJECTS</b>	<b>9,800.00</b>	<b>7,803.00</b>	<b>9,272.03</b>	<b>18.83%</b>
10 E 002 2410 7100 00 000000 0000	NON-CAPITAL OUTLAY	8,000.00	2,000.00	0.00	-100.00%
10 E 003 2410 7100 00 000000 0000	NON-CAPITAL OUTLAY	4,000.00	14,320.00	0.00	-100.00%
10 E 004 2410 7100 00 000000 0000	NON-CAPITAL OUTLAY	6,000.00	6,000.00	3,122.19	-47.96%
10 E 005 2410 7100 00 000000 0000	NON-CAPITAL OUTLAY	4,000.00	25,000.00	6,440.15	-74.24%
10 E 008 2410 7100 00 000000 0000	NON-CAPITAL OUTLAY	8,000.00	2,000.00	3,019.34	50.97%
10 E 010 2410 7100 00 000000 0000	NON-CAPITAL OUTLAY	13,200.00	4,000.00	5,951.02	48.78%
10 E 011 2410 7100 00 000000 0000	NON-CAPITAL OUTLAY	4,000.00	4,455.00	2,982.42	-33.05%
<b>TOTAL</b>	<b>NON-CAPITAL EQUIPMENT</b>	<b>47,200.00</b>	<b>57,775.00</b>	<b>21,515.12</b>	<b>-62.76%</b>
<b>GRAND TOTAL</b>	<b>OFFICE OF THE PRINCIPALS</b>	<b>3,888,370.00</b>	<b>3,637,163.00</b>	<b>3,437,160.29</b>	<b>-5.50%</b>
<b>OTHER SUPPORT SERVICES-SCHOOL ADMINISTRATION</b>					
10 E 002 2490 1110 00 000000 0000	HS DEAN ASSISTANT SALARIES	115,880.00	110,105.00	109,298.28	-0.73%
<b>TOTAL</b>	<b>SALARIES</b>	<b>115,880.00</b>	<b>110,105.00</b>	<b>109,298.28</b>	<b>-0.73%</b>
10 E 002 2490 2210 00 000000 0000	LIFE INSURANCE	75.00	75.00	54.72	-27.04%
10 E 002 2490 2220 00 000000 0000	MEDICAL INSURANCE	20,550.00	20,510.00	20,289.04	-1.08%
10 E 002 2490 2230 00 000000 0000	DENTAL INSURANCE	560.00	550.00	0.00	-100.00%
<b>TOTAL</b>	<b>EMPLOYEE BENEFITS</b>	<b>21,185.00</b>	<b>21,135.00</b>	<b>20,343.76</b>	<b>-3.74%</b>
<b>GRAND TOTAL</b>	<b>OTHER SUPPORT SERVICES-SCHOOL ADMIN</b>	<b>137,065.00</b>	<b>131,240.00</b>	<b>129,642.04</b>	<b>-1.22%</b>
<b>DIRECTION OF BUSINESS SUPPORT</b>					
10 E 001 2510 1000 00 000000 0000	BUSINESS MANAGER SALARY	109,070.00	109,070.00	109,070.00	0.00%
<b>TOTAL</b>	<b>SALARIES</b>	<b>109,070.00</b>	<b>109,070.00</b>	<b>109,070.00</b>	<b>0.00%</b>
10 E 001 2510 2210 00 000000 0000	LIFE INSURANCE	130.00	128.00	127.13	-0.68%
10 E 001 2510 2220 00 000000 0000	MEDICAL INSURANCE	19,745.00	19,975.00	19,741.97	-1.17%
10 E 001 2510 2230 00 000000 0000	DENTAL INSURANCE	1,080.00	1,086.00	1,079.09	-0.64%
10 E 001 2510 2250 00 000000 0000	LONG TERM DISABILITY	245.00	243.00	242.56	-0.18%
<b>TOTAL</b>	<b>EMPLOYEE BENEFITS</b>	<b>21,200.00</b>	<b>21,432.00</b>	<b>21,190.75</b>	<b>-1.13%</b>
10 E 001 2510 3320 00 000000 0000	TRAVEL	650.00	550.00	627.85	14.15%
<b>TOTAL</b>	<b>PURCHASED SERVICES</b>	<b>650.00</b>	<b>550.00</b>	<b>627.85</b>	<b>14.15%</b>
10 E 001 2510 4100 00 000000 0000	OFFICE SUPPLIES	25.00	50.00	0.00	-100.00%
<b>TOTAL</b>	<b>SUPPLIES</b>	<b>25.00</b>	<b>50.00</b>	<b>0.00</b>	<b>-100.00%</b>
10 E 001 2510 6400 00 000000 0000	DUES AND FEES	750.00	600.00	600.00	0.00%
<b>TOTAL</b>	<b>OTHER OBJECTS</b>	<b>750.00</b>	<b>600.00</b>	<b>600.00</b>	<b>0.00%</b>
<b>GRAND TOTAL</b>	<b>DIRECTION OF BUSINESS SUPPORT</b>	<b>131,695.00</b>	<b>131,702.00</b>	<b>131,488.60</b>	<b>-0.16%</b>
<b>FISCAL SERVICES</b>					
10 E 001 2520 1100 00 000000 0000	HR/PAYROLL SALARY	179,705.00	217,808.00	196,234.09	-9.91%
10 E 001 2520 1105 00 000000 0000	DIRECTOR OF GRANTS	130,165.00	123,675.00	82,290.88	-33.46%
10 E 001 2520 1110 00 000000 0000	ADMINISTRATIVE ASSISTANTS	202,900.00	145,706.00	167,099.84	14.68%
10 E 001 2520 1130 00 000000 0000	TREASURER	55,630.00	47,414.00	47,413.41	0.00%
<b>TOTAL</b>	<b>SALARIES</b>	<b>568,400.00</b>	<b>534,603.00</b>	<b>493,038.22</b>	<b>-7.77%</b>
10 E 001 2520 2110 00 000000 0000	TEACHER RETIREMENT	13,050.00	12,410.00	7,226.90	-41.77%
10 E 001 2520 2160 00 000000 0000	TRS SURCHARGE EXPENSE	840.00	800.00	465.81	-41.77%
10 E 001 2520 2210 00 000000 0000	LIFE INSURANCE	470.00	559.00	468.40	-16.21%
10 E 001 2520 2220 00 000000 0000	MEDICAL INSURANCE	170,000.00	180,618.00	162,169.09	-10.21%
10 E 001 2520 2230 00 000000 0000	DENTAL INSURANCE	7,100.00	8,709.00	7,096.11	-18.52%
10 E 001 2520 2250 00 000000 0000	LONG TERM DISABILITY	340.00	426.00	334.28	-21.53%
10 E 001 2520 2290 00 000000 0000	TEACHERS RETIREMENT INSURANCE	2,275.00	2,165.00	1,260.66	-41.77%
<b>TOTAL</b>	<b>EMPLOYEE BENEFITS</b>	<b>194,075.00</b>	<b>205,687.00</b>	<b>179,021.25</b>	<b>-12.96%</b>
10 E 001 2520 3100 00 000000 0000	PURCHASE/CONTRACTED SERVICES	100,000.00	120,000.00	202,305.71	68.59%
10 E 001 2520 3160 00 000000 0000	SOFTWARE	100,000.00	160,000.00	115,904.63	-27.56%
10 E 001 2520 3190 00 000000 0000	PROFESSIONAL & TECH SERVICES	500.00	2,000.00	285.00	-85.75%
10 E 001 2520 3320 00 000000 0000	TRAVEL	2,200.00	600.00	2,118.72	253.12%
10 E 001 2520 3410 00 000000 0000	POSTAGE	7,200.00	5,200.00	7,110.00	36.73%
<b>TOTAL</b>	<b>PURCHASED SERVICES</b>	<b>209,900.00</b>	<b>287,800.00</b>	<b>327,724.06</b>	<b>13.87%</b>

10 E 001 2520 4100 00 000000 0000	FISCAL SERVICES SUPPLIES	20,000.00	40,000.00	38,348.61	-4.13%
<b>TOTAL</b>	<b>SUPPLIES</b>	<b>20,000.00</b>	<b>40,000.00</b>	<b>38,348.61</b>	<b>-4.13%</b>
10 E 001 2520 6400 00 000000 0000	DUES/FEES	6,000.00	5,000.00	5,387.76	7.76%
10 E 001 2520 6900 00 000000 0000	PENALTY PAYMENTS	121,100.00	35,000.00	5,491.90	-84.31%
<b>TOTAL</b>	<b>OTHER OBJECTS</b>	<b>127,100.00</b>	<b>40,000.00</b>	<b>10,879.66</b>	<b>-72.80%</b>
10 E 001 2520 7100 00 000000 0000	NON-CAPITAL OUTLAY	2,000.00	3,000.00	1,753.52	-41.55%
<b>TOTAL</b>	<b>NON-CAPITAL EQUIPMENT</b>	<b>2,000.00</b>	<b>3,000.00</b>	<b>1,753.52</b>	<b>-41.55%</b>
<b>GRAND TOTAL</b>	<b>FISCAL SERVICES</b>	<b>1,121,475.00</b>	<b>1,111,090.00</b>	<b>1,050,765.32</b>	<b>-5.43%</b>
<b>FOOD SERVICES</b>					
10 E 001 2560 1000 00 000000 0000	DIRECTOR OF FOOD SERVICES	74,865.00	71,128.00	71,128.00	0.00%
10 E 002 2560 1190 00 000000 0000	COOKS SALARY	179,425.00	181,975.00	161,732.95	-11.12%
10 E 003 2560 1190 00 000000 0000	COOKS SALARY	67,285.00	64,680.00	63,857.31	-1.27%
10 E 004 2560 1190 00 000000 0000	COOKS SALARY	60,465.00	57,420.00	58,039.38	1.08%
10 E 005 2560 1190 00 000000 0000	COOKS SALARY	33,280.00	32,485.00	32,744.95	0.80%
10 E 008 2560 1190 00 000000 0000	COOKS SALARY	53,780.00	50,990.00	51,492.86	0.99%
10 E 010 2560 1190 00 000000 0000	COOKS SALARY	60,035.00	57,010.00	54,075.67	-5.15%
10 E 011 2560 1190 00 000000 0000	COOKS SALARY	104,800.00	89,675.00	80,365.53	-10.38%
10 E 002 2560 1200 00 000000 0000	INSURANCE STIPEND	7,200.00	5,400.00	5,100.00	-5.56%
10 E 011 2560 1200 00 000000 0000	INSURANCE STIPEND	3,600.00	3,600.00	3,300.00	-8.33%
10 E 001 2560 1220 00 000000 0000	COOKS SUB PAY	35,000.00	40,000.00	25,275.64	-36.81%
<b>TOTAL</b>	<b>SALARIES</b>	<b>679,735.00</b>	<b>654,363.00</b>	<b>607,112.29</b>	<b>-7.22%</b>
10 E 001 2560 2210 00 000000 0000	LIFE INSURANCE	92.00	92.00	92.72	0.78%
10 E 002 2560 2210 00 000000 0000	LIFE INSURANCE	0.00	20.00	0.00	-100.00%
10 E 001 2560 2220 00 000000 0000	MEDICAL INSURANCE	28,715.00	28,660.00	33,193.77	15.82%
10 E 002 2560 2220 00 000000 0000	MEDICAL INSURANCE	49,440.00	43,860.00	45,352.84	3.40%
10 E 011 2560 2220 00 000000 0000	MEDICAL INSURANCE	21,975.00	21,930.00	21,751.36	-0.81%
10 E 001 2560 2230 00 000000 0000	DENTAL INSURANCE	1,685.00	1,560.00	1,550.96	-0.58%
10 E 002 2560 2230 00 000000 0000	DENTAL INSURANCE	2,515.00	2,205.00	2,320.02	5.22%
10 E 011 2560 2230 00 000000 0000	DENTAL INSURANCE	1,195.00	1,105.00	1,096.56	-0.76%
10 E 001 2560 2250 00 000000 0000	LONG TERM DISABILITY	200.00	180.00	194.92	8.29%
<b>TOTAL</b>	<b>EMPLOYEE BENEFITS</b>	<b>105,817.00</b>	<b>99,612.00</b>	<b>105,553.15</b>	<b>5.96%</b>
10 E 001 2560 3190 00 000000 0000	PURCHASE SERVICES	75,000.00	40,000.00	72,735.00	81.84%
10 E 002 2560 3230 00 000000 0000	REPAIRS	2,500.00	5,100.00	1,301.03	-74.49%
10 E 003 2560 3230 00 000000 0000	REPAIRS	1,300.00	1,000.00	1,238.14	23.81%
10 E 004 2560 3230 00 000000 0000	REPAIRS	1,700.00	2,500.00	1,659.48	-33.62%
10 E 005 2560 3230 00 000000 0000	REPAIRS	1,000.00	1,000.00	844.59	-15.54%
10 E 008 2560 3230 00 000000 0000	REPAIRS	5,400.00	2,500.00	5,402.44	116.10%
10 E 010 2560 3230 00 000000 0000	REPAIRS	2,500.00	2,500.00	736.03	-70.56%
10 E 011 2560 3230 00 000000 0000	REPAIRS	3,000.00	3,500.00	2,844.64	-18.72%
10 E 001 2560 3320 00 000000 0000	TRAVEL	200.00	200.00	85.55	-57.23%
<b>TOTAL</b>	<b>PURCHASED SERVICES</b>	<b>92,600.00</b>	<b>58,300.00</b>	<b>86,846.90</b>	<b>48.97%</b>
10 E 001 2560 4100 00 000000 0000	SUPPLIES/FOOD	800.00	1,000.00	527.62	-47.24%
10 E 002 2560 4100 00 000000 0000	SUPPLIES/FOOD	345,000.00	345,000.00	335,263.53	-2.82%
10 E 003 2560 4100 00 000000 0000	SUPPLIES/FOOD	70,000.00	87,000.00	63,491.62	-27.02%
10 E 004 2560 4100 00 000000 0000	SUPPLIES/FOOD	80,000.00	82,000.00	71,294.93	-13.05%
10 E 005 2560 4100 00 000000 0000	SUPPLIES/FOOD	36,000.00	36,000.00	33,004.78	-8.32%
10 E 008 2560 4100 00 000000 0000	SUPPLIES/FOOD	73,000.00	85,000.00	63,096.79	-25.77%
10 E 010 2560 4100 00 000000 0000	SUPPLIES/FOOD	73,000.00	85,000.00	62,543.40	-26.42%
10 E 011 2560 4100 00 000000 0000	SUPPLIES/FOOD	130,000.00	140,000.00	110,366.55	-21.17%
10 E 002 2560 4110 00 000000 0000	UNIFORMS	2,000.00	2,400.00	851.73	-64.51%
10 E 003 2560 4110 00 000000 0000	UNIFORMS	500.00	700.00	106.99	-84.72%
10 E 004 2560 4110 00 000000 0000	UNIFORMS	700.00	900.00	525.00	-41.67%
10 E 005 2560 4110 00 000000 0000	UNIFORMS	400.00	500.00	217.69	-56.46%
10 E 008 2560 4110 00 000000 0000	UNIFORMS	700.00	900.00	75.59	-91.60%
10 E 010 2560 4110 00 000000 0000	UNIFORMS	700.00	900.00	436.31	-51.52%
10 E 011 2560 4110 00 000000 0000	UNIFORMS	900.00	1,200.00	690.85	-42.43%
10 E 001 2560 4900 00 000000 0000	SUPPLIES/NON-FOOD	1,000.00	2,000.00	745.03	-62.75%
10 E 002 2560 4900 00 000000 0000	SUPPLIES/NON-FOOD	32,000.00	30,000.00	30,955.44	3.18%
10 E 003 2560 4900 00 000000 0000	SUPPLIES/NON-FOOD	8,200.00	8,700.00	7,202.25	-17.22%
10 E 004 2560 4900 00 000000 0000	SUPPLIES/NON-FOOD	8,500.00	6,000.00	7,478.14	24.64%
10 E 005 2560 4900 00 000000 0000	SUPPLIES/NON-FOOD	4,700.00	3,000.00	3,762.15	25.41%
10 E 008 2560 4900 00 000000 0000	SUPPLIES/NON-FOOD	4,800.00	6,000.00	3,881.91	-35.30%
10 E 010 2560 4900 00 000000 0000	SUPPLIES/NON-FOOD	8,000.00	6,000.00	5,974.35	-0.43%
10 E 011 2560 4900 00 000000 0000	SUPPLIES/NON-FOOD	15,000.00	12,000.00	12,669.20	5.58%
<b>TOTAL</b>	<b>SUPPLIES</b>	<b>895,900.00</b>	<b>942,200.00</b>	<b>815,161.85</b>	<b>-13.48%</b>
10 E 002 2560 5400 00 000000 0000	CAPITAL OUTLAY	10,000.00	50,000.00	0.00	-100.00%
10 E 003 2560 5400 00 000000 0000	CAPITAL OUTLAY	20,000.00	40,000.00	18,283.58	-54.29%
10 E 004 2560 5400 00 000000 0000	CAPITAL OUTLAY	50,000.00	7,500.00	0.00	-100.00%

10 E 005 2560 5400 00 000000 0000	CAPTIAL OUTLAY	5,000.00	10,000.00	0.00	-100.00%
10 E 008 2560 5400 00 000000 0000	CAPTIAL OUTLAY	5,000.00	7,500.00	0.00	-100.00%
10 E 010 2560 5400 00 000000 0000	CAPTIAL OUTLAY	5,000.00	7,500.00	5,056.71	-32.58%
10 E 011 2560 5400 00 000000 0000	CAPTIAL OUTLAY	8,000.00	7,500.00	0.00	-100.00%
<b>TOTAL</b>	<b>CAPITAL OUTLAYS</b>	<b>103,000.00</b>	<b>130,000.00</b>	<b>23,340.29</b>	<b>-82.05%</b>
10 E 001 2560 6400 00 000000 0000	DUES/FEES	2,000.00	2,000.00	1,836.78	-8.16%
10 E 002 2560 6400 00 000000 0000	DUES/FEES	1,500.00	1,100.00	1,418.00	28.91%
10 E 003 2560 6400 00 000000 0000	DUES/FEES	1,100.00	900.00	1,013.00	12.56%
10 E 004 2560 6400 00 000000 0000	DUES/FEES	1,100.00	1,100.00	1,003.00	-8.82%
10 E 005 2560 6400 00 000000 0000	DUES/FEES	1,100.00	900.00	1,003.00	11.44%
10 E 008 2560 6400 00 000000 0000	DUES/FEES	1,000.00	1,100.00	983.00	-10.64%
10 E 010 2560 6400 00 000000 0000	DUES/FEES	900.00	1,000.00	705.00	-29.50%
10 E 011 2560 6400 00 000000 0000	DUES/FEES	1,180.00	850.00	1,180.00	38.82%
<b>TOTAL</b>	<b>OTHER OBJECTS</b>	<b>9,880.00</b>	<b>8,950.00</b>	<b>9,141.78</b>	<b>2.14%</b>
10 E 002 2560 7100 00 000000 0000	NON-CAPITAL OUTLAY	2,000.00	4,000.00	0.00	-100.00%
10 E 003 2560 7100 00 000000 0000	NON-CAPITAL OUTLAY	1,200.00	1,000.00	1,201.01	20.10%
10 E 004 2560 7100 00 000000 0000	NON-CAPITAL OUTLAY	1,200.00	2,000.00	1,201.01	-39.95%
10 E 005 2560 7100 00 000000 0000	NON-CAPITAL OUTLAY	1,200.00	750.00	1,201.01	60.13%
10 E 008 2560 7100 00 000000 0000	NON-CAPITAL OUTLAY	1,200.00	2,000.00	4,472.23	123.61%
10 E 010 2560 7100 00 000000 0000	NON-CAPITAL OUTLAY	1,500.00	2,000.00	1,961.54	-1.92%
10 E 011 2560 7100 00 000000 0000	NON-CAPITAL OUTLAY	5,000.00	3,000.00	10,022.35	234.08%
<b>TOTAL</b>	<b>NON-CAPITAL EQUIPMENT</b>	<b>13,300.00</b>	<b>14,750.00</b>	<b>20,059.15</b>	<b>35.99%</b>
<b>GRAND TOTAL</b>	<b>FOOD SERVICES</b>	<b>1,900,232.00</b>	<b>1,908,175.00</b>	<b>1,667,215.41</b>	<b>-12.63%</b>
<b>COMMUNICATION SERVICES</b>					
10 E 001 2630 1000 00 000000 0000	COMMUNICATIONS DIRECTOR SALARY	99,220.00	94,271.00	94,270.75	0.00%
<b>TOTAL</b>	<b>SALARIES</b>	<b>99,220.00</b>	<b>94,271.00</b>	<b>94,270.75</b>	<b>0.00%</b>
10 E 001 2630 2110 00 000000 0000	TEACHER RETIREMENT INSURANCE	9,990.00	9,505.00	9,501.53	-0.04%
10 E 001 2630 2160 00 000000 0000	TRS SURCHARGE EXPENSE	645.00	612.00	612.43	0.07%
10 E 001 2630 2210 00 000000 0000	LIFE INSURANCE	92.00	92.00	91.20	-0.87%
10 E 001 2630 2220 00 000000 0000	MEDICAL INSURANCE	28,715.00	28,660.00	28,424.48	-0.82%
10 E 001 2630 2230 00 000000 0000	DENTAL INSURANCE	1,685.00	1,560.00	1,550.96	-0.58%
10 E 001 2630 2290 00 000000 0000	TEACHERS RETIREMENT INSURANCE	1,745.00	1,660.00	1,657.53	-0.15%
<b>TOTAL</b>	<b>EMPLOYEE BENEFITS</b>	<b>42,872.00</b>	<b>42,089.00</b>	<b>41,838.13</b>	<b>-0.60%</b>
10 E 001 2630 3100 00 000000 0000	PURCHASE SERVICES	350.00	350.00	74.90	-78.60%
<b>TOTAL</b>	<b>PURCHASED SERVICES</b>	<b>350.00</b>	<b>350.00</b>	<b>74.90</b>	<b>-78.60%</b>
10 E 001 2630 4100 00 000000 0000	COMMUNICATION SUPPLIES	1,500.00	2,000.00	1,426.96	-28.65%
<b>TOTAL</b>	<b>SUPPLIES</b>	<b>1,500.00</b>	<b>2,000.00</b>	<b>1,426.96</b>	<b>-28.65%</b>
10 E 001 2630 6400 00 000000 0000	DUES/FEES	250.00	500.00	0.00	-100.00%
<b>TOTAL</b>	<b>OTHER OBJECTS</b>	<b>250.00</b>	<b>500.00</b>	<b>0.00</b>	<b>-100.00%</b>
10 E 001 2630 7100 00 000000 0000	NON-CAPITAL OUTLAY	500.00	500.00	0.00	-100.00%
<b>TOTAL</b>	<b>NON-CAPITAL EQUIPMENT</b>	<b>500.00</b>	<b>500.00</b>	<b>0.00</b>	<b>-100.00%</b>
<b>GRAND TOTAL</b>	<b>COMMUNICATION SERVICES</b>	<b>144,692.00</b>	<b>139,710.00</b>	<b>137,610.74</b>	<b>-1.50%</b>
<b>COMPUTER EDUCATION SERVICES</b>					
10 E 001 2660 1000 00 000000 0000	COMPUTER DIRECTOR SALARY	162,700.00	154,583.00	154,582.95	0.00%
10 E 001 2660 1110 00 000000 0000	ADMIN ASSISTANT SALARY	16,515.00	15,690.00	15,690.00	0.00%
10 E 001 2660 1150 00 000000 0000	COMPUTER TECHNICIANS	511,700.00	486,176.00	497,228.85	2.27%
<b>TOTAL</b>	<b>SALARIES</b>	<b>690,915.00</b>	<b>656,449.00</b>	<b>667,501.80</b>	<b>1.68%</b>
10 E 001 2660 2210 00 000000 0000	LIFE INSURANCE	425.00	422.00	422.75	0.18%
10 E 001 2660 2220 00 000000 0000	MEDICAL INSURANCE	137,265.00	136,990.00	135,822.00	-0.85%
10 E 001 2660 2230 00 000000 0000	DENTAL INSURANCE	8,525.00	7,880.00	7,556.76	-4.10%
10 E 001 2660 2250 00 000000 0000	LONG TERM DISABILITY	350.00	350.00	348.00	-0.57%
<b>TOTAL</b>	<b>EMPLOYEE BENEFITS</b>	<b>146,565.00</b>	<b>145,642.00</b>	<b>144,149.51</b>	<b>-1.02%</b>
10 E 001 2660 3160 00 000000 0000	PURCHASE SERVICES/SOFTWARE/LEASES	560,000.00	550,000.00	547,727.38	-0.41%
10 E 001 2660 3190 00 000000 0000	PURCHASE SERVICES/WEBSITE	80,000.00	5,000.00	70,541.32	1310.83%
10 E 001 2660 3230 00 000000 0000	REPAIRS	0.00	300.00	0.00	-100.00%
10 E 001 2660 3320 00 000000 0000	TRAVEL	5,000.00	5,500.00	4,481.95	-18.51%
<b>TOTAL</b>	<b>PURCHASED SERVICES</b>	<b>645,000.00</b>	<b>560,800.00</b>	<b>622,750.65</b>	<b>11.05%</b>
10 E 001 2660 4100 00 000000 0000	TECHNOLOGY SUPPLIES	200,000.00	290,000.00	66,534.79	-77.06%
<b>TOTAL</b>	<b>SUPPLIES</b>	<b>200,000.00</b>	<b>290,000.00</b>	<b>66,534.79</b>	<b>-77.06%</b>
10 E 001 2660 5400 00 000000 0000	CAPITAL OUTLAY	5,000.00	20,000.00	0.00	-100.00%

	<b>TOTAL</b>	<b>CAPITAL OUTLAYS</b>	<b>5,000.00</b>	<b>20,000.00</b>	<b>0.00</b>	<b>-100.00%</b>
10 E 001 2660 6400 00 000000 0000		DUES/FEES	2,000.00	1,700.00	1,922.58	13.09%
	<b>TOTAL</b>	<b>OTHER OBJECTS</b>	<b>2,000.00</b>	<b>1,700.00</b>	<b>1,922.58</b>	<b>13.09%</b>
10 E 001 2660 7100 00 000000 0000		NON-CAPITAL OUTLAY	450,000.00	300,000.00	589,772.39	96.59%
	<b>TOTAL</b>	<b>NON-CAPITAL EQUIPMENT</b>	<b>450,000.00</b>	<b>300,000.00</b>	<b>589,772.39</b>	<b>96.59%</b>
	<b>GRAND TOTAL</b>	<b>COMPUTER EDUCATION SERVICES</b>	<b>2,139,480.00</b>	<b>1,974,591.00</b>	<b>2,092,631.72</b>	<b>5.98%</b>
	<b>OTHER SUPPORTING SERVICES</b>					
10 E 001 2900 3000 00 000000 0000		CONTRACTED SERVICES-SOCIAL MEDIA	0.00	2,000.00	0.00	-100.00%
	<b>TOTAL</b>	<b>PURCHASED SERVICES</b>	<b>0.00</b>	<b>2,000.00</b>	<b>0.00</b>	<b>-100.00%</b>
	<b>GRAND TOTAL</b>	<b>OTHER SUPPORTING SERVICES</b>	<b>0.00</b>	<b>2,000.00</b>	<b>0.00</b>	<b>-100.00%</b>
	<b>SPECIAL EDUCATION TUITION</b>					
10 E 001 4120 3190 00 000000 0000		SPECIAL ED PAYMENTS TO OTHER GOVT	850,000.00	800,000.00	626,164.45	-21.73%
	<b>TOTAL</b>	<b>PURCHASED SERVICES</b>	<b>850,000.00</b>	<b>800,000.00</b>	<b>626,164.45</b>	<b>-21.73%</b>
	<b>GRAND TOTAL</b>	<b>SPECIAL EDUCATION TUITION</b>	<b>850,000.00</b>	<b>800,000.00</b>	<b>626,164.45</b>	<b>-21.73%</b>
	<b>ON BEHALF PAYMENTS</b>					
10 E 001 4180 6000 00 000000 0000		TRS-ON BEHALF PAYMENT	18,306,000.00	18,306,000.00	18,306,000.00	0.00%
	<b>TOTAL</b>	<b>OTHER OBJECTS</b>	<b>18,306,000.00</b>	<b>18,306,000.00</b>	<b>18,306,000.00</b>	<b>0.00%</b>
	<b>GRAND TOTAL</b>	<b>ON BEHALF PAYMENTS</b>	<b>18,306,000.00</b>	<b>18,306,000.00</b>	<b>18,306,000.00</b>	<b>0.00%</b>
	<b>OTHER PAYMENTS TO GOVT UNITS</b>					
10 E 001 4190 6000 00 000000 0000		SPECIAL ED PAYMENTS TO OTHER GOVT	40,000.00	65,000.00	64,489.49	0.00%
	<b>TOTAL</b>	<b>OTHER OBJECTS</b>	<b>40,000.00</b>	<b>65,000.00</b>	<b>64,489.49</b>	<b>0.00%</b>
	<b>GRAND TOTAL</b>	<b>OTHER PAYMENTS TO GOV'T UNITS</b>	<b>40,000.00</b>	<b>65,000.00</b>	<b>64,489.49</b>	<b>0.00%</b>
	<b>SPECIAL EDUCATION TUITION</b>					
10 E 001 4220 6700 00 000000 0000		SPECIAL EDUCATION TUITION	5,100,000.00	3,200,000.00	3,690,182.10	15.32%
	<b>TOTAL</b>	<b>OTHER OBJECTS</b>	<b>5,100,000.00</b>	<b>3,200,000.00</b>	<b>3,690,182.10</b>	<b>15.32%</b>
	<b>CAREER &amp; TECHNICAL TUITION</b>					
10 E 001 4240 6700 00 000000 0000		CAREER & TECHNICAL TUITION	130,400.00	0.00	34,437.84	0.00%
	<b>TOTAL</b>	<b>OTHER OBJECTS</b>	<b>130,400.00</b>	<b>0.00</b>	<b>34,437.84</b>	<b>0.00%</b>
	<b>COMMUNITY COLLEGE TUITION</b>					
10 E 001 4270 6700 00 000000 0000		COMMUNITY COLLEGE TUITION	70,000.00	47,000.00	68,018.54	44.72%
	<b>TOTAL</b>	<b>OTHER OBJECTS</b>	<b>70,000.00</b>	<b>47,000.00</b>	<b>68,018.54</b>	<b>44.72%</b>
	<b>VIRTUAL HIGH SCHOOL TUITION</b>					
10 E 001 4280 6700 00 000000 0000		VIRTUAL HIGH SCHOOL TUITION	0.00	200.00	0.00	-100.00%
	<b>TOTAL</b>	<b>OTHER OBJECTS</b>	<b>0.00</b>	<b>200.00</b>	<b>0.00</b>	<b>-100.00%</b>
	<b>SAFE SCHOOL TUITION</b>					
10 E 001 4290 6700 00 000000 0000		SAFE SCHOOL TUITION	5,000.00	0.00	0.00	0.00%
	<b>TOTAL</b>	<b>OTHER OBJECTS</b>	<b>5,000.00</b>	<b>0.00</b>	<b>0.00</b>	<b>0.00%</b>
	<b>GRAND TOTAL</b>	<b>TUITION</b>	<b>5,305,400.00</b>	<b>3,247,200.00</b>	<b>3,792,638.48</b>	<b>16.80%</b>
	<b>PROVISION FOR CONTINGENCIES</b>					
10 E 001 6000 6900 00 000000 0000		CONTINGENCY ACCT	200,000.00	200,000.00	0.00	-100.00%
	<b>TOTAL</b>	<b>OTHER OBJECTS</b>	<b>200,000.00</b>	<b>200,000.00</b>	<b>0.00</b>	<b>-100.00%</b>
	<b>GRAND TOTAL</b>	<b>PROVISION FOR CONTINGENCIES</b>	<b>200,000.00</b>	<b>200,000.00</b>	<b>0.00</b>	<b>-100.00%</b>
	<b>GRANTS</b>					
	<b>CAREER &amp; TECHNICAL EDUCATION GRANT</b>					
10 E 002 1130 1100 00 322000 0000		CTE SALARIES	320.00	0.00	320.00	0.00%
	<b>TOTAL</b>	<b>SALARIES</b>	<b>320.00</b>	<b>0.00</b>	<b>320.00</b>	<b>0.00%</b>
10 E 002 1130 2160 00 322000 0000		CTE TRS SURCHARGE EXPENSE	5.00	0.00	1.86	0.00%
10 E 002 1130 2290 00 322000 0000		CTE-TEACHER RETIREMENT INS	5.00	0.00	2.14	0.00%
	<b>TOTAL</b>	<b>EMPLOYEE BENEFITS</b>	<b>10.00</b>	<b>0.00</b>	<b>4.00</b>	<b>0.00%</b>
10 E 002 1130 3100 00 322000 0000		PURCHASE SERVICES	37,280.00	31,410.00	37,660.00	19.90%
	<b>TOTAL</b>	<b>PURCHASED SERVICES</b>	<b>37,280.00</b>	<b>31,410.00</b>	<b>37,660.00</b>	<b>19.90%</b>
10 E 002 1130 4100 00 322000 0000		CTE SUPPLIES	65,369.00	100,853.00	66,818.47	-33.75%
	<b>TOTAL</b>	<b>SUPPLIES</b>	<b>65,369.00</b>	<b>100,853.00</b>	<b>66,818.47</b>	<b>-33.75%</b>

10 E 002 1130 5400 00 322000 0000	CAPITAL OUTLAY	78,500.00	0.00	0.00	0.00%
<b>TOTAL</b>	<b>CAPITAL OUTLAYS</b>	<b>78,500.00</b>	<b>0.00</b>	<b>0.00</b>	<b>0.00%</b>
10 E 002 1130 7100 00 322000 0000	NON-CAPITAL OUTLAY	14,580.00	4,600.00	14,582.32	217.01%
<b>TOTAL</b>	<b>NON-CAPITAL EQUIPMENT</b>	<b>14,580.00</b>	<b>4,600.00</b>	<b>14,582.32</b>	<b>217.01%</b>
10 E 002 2210 1100 00 322000 0000	CTE SALARIES	6,800.00	1,500.00	6,800.00	353.33%
<b>TOTAL</b>	<b>SALARIES</b>	<b>6,800.00</b>	<b>1,500.00</b>	<b>6,800.00</b>	<b>353.33%</b>
10 E 002 2210 2110 00 322000 0000	CTE-TEACHER RETIREMENT	675.00	0.00	672.52	0.00%
10 E 002 2210 2160 00 322000 0000	CTE-TRS SURCHARGE EXPENSE	45.00	0.00	43.35	0.00%
10 E 002 2210 2290 00 322000 0000	CTE-TEACHER RETIREMENT INS	120.00	0.00	117.30	0.00%
<b>TOTAL</b>	<b>EMPLOYEE BENEFITS</b>	<b>840.00</b>	<b>0.00</b>	<b>833.17</b>	<b>0.00%</b>
10 E 002 2210 3190 00 322000 0000	CTE PURCHASE SERVICES	2,500.00	2,500.00	1,469.30	-41.23%
<b>TOTAL</b>	<b>PURCHASED SERVICES</b>	<b>2,500.00</b>	<b>2,500.00</b>	<b>1,469.30</b>	<b>-41.23%</b>
10 E 002 2230 4100 00 322000 0000	CTE SUPPLIES	5,300.00	5,299.00	5,299.00	0.00%
<b>TOTAL</b>	<b>SUPPLIES</b>	<b>5,300.00</b>	<b>5,299.00</b>	<b>5,299.00</b>	<b>0.00%</b>
10 E 002 2550 3320 00 322000 0000	CTE PURCHASE SERVICES	3,000.00	0.00	1,672.00	0.00%
<b>TOTAL</b>	<b>PURCHASED SERVICES</b>	<b>3,000.00</b>	<b>0.00</b>	<b>1,672.00</b>	<b>0.00%</b>
<b>GRAND TOTAL</b>	<b>CAREER &amp; TECHNICAL ED GRANT</b>	<b>214,499.00</b>	<b>146,162.00</b>	<b>135,458.26</b>	<b>-7.32%</b>
<b>AGRICULTURE GRANT</b>					
10 E 002 1130 3100 00 323500 0000	AGRICULTURE SERVICES	1,000.00	1,000.00	1,000.00	0.00%
<b>TOTAL</b>	<b>PURCHASED SERVICES</b>	<b>1,000.00</b>	<b>1,000.00</b>	<b>1,000.00</b>	<b>0.00%</b>
10 E 002 1130 4100 00 323500 0000	AGRICULTURE SUPPLIES	695.00	2,169.00	1,112.14	-48.73%
<b>TOTAL</b>	<b>SUPPLIES</b>	<b>695.00</b>	<b>2,169.00</b>	<b>1,112.14</b>	<b>-48.73%</b>
10 E 002 1130 7100 00 323500 0000	AGRICULTURE NON-CAPITAL OUTLAY	2,480.00	0.00	67.00	0.00%
<b>TOTAL</b>	<b>NON-CAPITAL EQUIPMENT</b>	<b>2,480.00</b>	<b>0.00</b>	<b>67.00</b>	<b>0.00%</b>
10 E 002 2210 3100 00 323500 0000	AGRICULTURE SERVICES	700.00	700.00	750.00	7.14%
<b>TOTAL</b>	<b>PURCHASED SERVICES</b>	<b>700.00</b>	<b>700.00</b>	<b>750.00</b>	<b>7.14%</b>
<b>GRAND TOTAL</b>	<b>AGRICULTURE GRANT</b>	<b>4,875.00</b>	<b>3,869.00</b>	<b>2,929.14</b>	<b>-24.29%</b>
<b>THREE CIRCLES FFA/AG GRANT</b>					
10 E 002 1130 1100 00 323530 0000	THREE CIRCLES SALARIES	23,265.00	23,265.00	23,265.00	0.00%
<b>TOTAL</b>	<b>SALARIES</b>	<b>23,265.00</b>	<b>23,265.00</b>	<b>23,265.00</b>	<b>0.00%</b>
10 E 002 1130 2110 00 323530 0000	THREE CIRCLES TRS	2,300.00	2,301.00	2,300.80	-0.01%
10 E 002 1130 2160 00 323530 0000	THREE CIRCLES TRS SURCHARGE	150.00	0.00	148.40	0.00%
10 E 002 1130 2290 00 323530 0000	THREE CIRCLES TRS THIS	405.00	230.00	401.20	74.43%
<b>TOTAL</b>	<b>EMPLOYEE BENEFITS</b>	<b>2,855.00</b>	<b>2,531.00</b>	<b>2,850.40</b>	<b>12.62%</b>
10 E 002 2210 1100 00 323530 0000	THREE CIRCLES SALARIES	5,815.00	5,816.00	5,816.00	0.00%
<b>TOTAL</b>	<b>SALARIES</b>	<b>5,815.00</b>	<b>5,816.00</b>	<b>5,816.00</b>	<b>0.00%</b>
10 E 002 2210 2110 00 323530 0000	THREE CIRCLES TRS	575.00	576.00	575.11	-0.15%
10 E 002 2210 2160 00 323530 0000	THREE CIRCLES TRS SURCHARGE	40.00	0.00	36.99	0.00%
10 E 002 2210 2290 00 323530 0000	THREE CIRCLES TRS THIS	100.00	57.00	100.57	76.44%
<b>TOTAL</b>	<b>EMPLOYEE BENEFITS</b>	<b>715.00</b>	<b>633.00</b>	<b>712.67</b>	<b>12.59%</b>
<b>GRAND TOTAL</b>	<b>THREE CIRCLES FFA/AG GRANT</b>	<b>32,650.00</b>	<b>32,245.00</b>	<b>32,644.07</b>	<b>1.24%</b>
<b>TEACHERS VACANCY GRANT</b>					
10 E 001 1100 1130 00 399900 0000	TEACHER VACANCY SALARIES	17,000.00	10,747.00	18,114.44	68.55%
<b>TOTAL</b>	<b>SALARIES</b>	<b>17,000.00</b>	<b>10,747.00</b>	<b>18,114.44</b>	<b>68.55%</b>
10 E 001 1100 4100 00 399900 0000	TEACHER VACANCY SUPPLIES	0.00	0.00	12,435.15	0.00%
<b>TOTAL</b>	<b>SUPPLIES</b>	<b>0.00</b>	<b>0.00</b>	<b>12,435.15</b>	<b>0.00%</b>
10 E 001 2210 3100 00 399900 0000	TEACHER VACANCY PURCHASE SERVICES	20,000.00	30,000.00	35,256.15	17.52%
<b>TOTAL</b>	<b>PURCHASED SERVICES</b>	<b>20,000.00</b>	<b>30,000.00</b>	<b>35,256.15</b>	<b>17.52%</b>
10 E 001 2540 3100 00 399900 0000	TEACHER VACANCY PURCHASE SERVICES	0.00	0.00	3,000.00	0.00%
<b>TOTAL</b>	<b>PURCHASED SERVICES</b>	<b>0.00</b>	<b>0.00</b>	<b>3,000.00</b>	<b>0.00%</b>
10 E 001 2540 4100 00 399900 0000	TEACHER VACANCY SUPPLIES	0.00	10,000.00	25,081.70	150.82%
<b>TOTAL</b>	<b>SUPPLIES</b>	<b>0.00</b>	<b>10,000.00</b>	<b>25,081.70</b>	<b>150.82%</b>

10 E 001 2640 4100 00 399900 0000	TEACHER VACANCY SUPPLIES	30,000.00	50,000.00	33,829.96	-32.34%
<b>TOTAL</b>	<b>SUPPLIES</b>	<b>30,000.00</b>	<b>50,000.00</b>	<b>33,829.96</b>	<b>-32.34%</b>
10 E 001 2640 6400 00 399900 0000	TEACHER VACANCY DUES/FEES	0.00	0.00	350.00	0.00%
<b>TOTAL</b>	<b>OTHER OBJECTS</b>	<b>0.00</b>	<b>0.00</b>	<b>350.00</b>	<b>0.00%</b>
<b>GRAND TOTAL</b>	<b>TEACHER VACANCY GRANT</b>	<b>67,000.00</b>	<b>100,747.00</b>	<b>128,067.40</b>	<b>27.12%</b>
<b>LIBRARY GRANT</b>					
10 E 002 2220 4300 00 399900 0000	LIBRARY GRANT SUPPLIES	1,317.00	1,300.00	1,058.58	-18.57%
10 E 003 2220 4300 00 399900 0000	LIBRARY GRANT SUPPLIES	340.00	335.00	646.29	92.92%
10 E 004 2220 4300 00 399900 0000	LIBRARY GRANT SUPPLIES	550.00	625.00	540.56	-13.51%
10 E 005 2220 4300 00 399900 0000	LIBRARY GRANT SUPPLIES	215.00	541.00	335.34	-38.01%
10 E 008 2220 4300 00 399900 0000	LIBRARY GRANT SUPPLIES	510.00	212.00	504.47	137.96%
10 E 010 2220 4300 00 399900 0000	LIBRARY GRANT SUPPLIES	605.00	505.00	598.71	18.56%
10 E 011 2220 4300 00 399900 0000	LIBRARY GRANT SUPPLIES	640.00	600.00	575.06	-4.16%
<b>TOTAL</b>	<b>SUPPLIES</b>	<b>4,177.00</b>	<b>4,118.00</b>	<b>4,259.01</b>	<b>3.42%</b>
<b>GRAND TOTAL</b>	<b>LIBRARY GRANT</b>	<b>4,177.00</b>	<b>4,118.00</b>	<b>4,259.01</b>	<b>3.42%</b>
<b>TITLE I LOW INCOME GRANT</b>					
10 E 001 1100 1100 00 430000 0000	TITLE I SALARIES	109,680.00	120,000.00	108,021.40	-9.98%
<b>TOTAL</b>	<b>SALARIES</b>	<b>109,680.00</b>	<b>120,000.00</b>	<b>108,021.40</b>	<b>-9.98%</b>
10 E 001 1100 2110 00 430000 0000	TITLE I TRS	23,000.00	11,868.00	22,957.37	93.44%
10 E 001 1100 2160 00 430000 0000	TITLE I TRS SURCHARGE EXPENSE	690.00	765.00	688.58	-9.99%
10 E 001 1100 2210 00 430000 0000	TITLE I LIFE INSURANCE	40.00	0.00	38.76	0.00%
10 E 001 1100 2220 00 430000 0000	TITLE I MEDICAL INSURANCE	5,950.00	0.00	5,942.94	0.00%
10 E 001 1100 2230 00 430000 0000	TITLE I DENTAL	305.00	0.00	305.55	0.00%
10 E 001 1100 2290 00 430000 0000	TITLE I THIS	1,865.00	2,069.00	1,863.63	-9.93%
<b>TOTAL</b>	<b>EMPLOYEE BENEFITS</b>	<b>31,850.00</b>	<b>14,702.00</b>	<b>31,796.83</b>	<b>116.28%</b>
10 E 001 1100 4100 00 430000 0000	TITLE I SUPPLIES	3,135.00	0.00	947.95	0.00%
<b>TOTAL</b>	<b>SUPPLIES</b>	<b>3,135.00</b>	<b>0.00</b>	<b>947.95</b>	<b>0.00%</b>
<b>SOCIAL WORK</b>					
10 E 001 2110 1100 00 430000 0000	TITLE I SOCIAL WORK SALARIES	13,970.00	12,466.00	13,970.00	12.06%
<b>TOTAL</b>	<b>SALARIES</b>	<b>13,970.00</b>	<b>12,466.00</b>	<b>13,970.00</b>	<b>12.06%</b>
10 E 001 2110 2110 00 430000 0000	TITLE I TRS	3,040.00	3,040.00	2,831.07	-6.87%
10 E 001 2110 2160 00 430000 0000	TITLE I TRS SURCHARGE	103.00	103.00	89.05	-13.54%
10 E 001 2110 2210 00 430000 0000	TITLE I LIFE INSURANCE	10.00	0.00	9.73	0.00%
10 E 001 2110 2220 00 430000 0000	TITLE I MEDICAL INSURANCE	2,150.00	0.00	2,149.07	0.00%
10 E 001 2110 2230 00 430000 0000	TITLE I DENTAL INSURANCE	80.00	0.00	75.26	0.00%
10 E 001 2110 2290 00 430000 0000	TITLE I THIS	241.00	275.00	241.02	-12.36%
<b>TOTAL</b>	<b>EMPLOYEE BENEFITS</b>	<b>5,624.00</b>	<b>3,418.00</b>	<b>5,395.20</b>	<b>57.85%</b>
<b>HEALTH SERVICES</b>					
10 E 001 2130 1100 00 430000 0000	TITLE I SALARIES	1,760.00	0.00	1,760.00	0.00%
<b>TOTAL</b>	<b>SALARIES</b>	<b>1,760.00</b>	<b>0.00</b>	<b>1,760.00</b>	<b>0.00%</b>
10 E 001 2130 2110 00 430000 0000	TITLE I TRS	375.00	0.00	374.05	0.00%
10 E 001 2130 2160 00 430000 0000	TITLE I TRS SURCHARGE EXPENSE	12.00	0.00	11.22	0.00%
10 E 001 2130 2290 00 430000 0000	TITLE I TEACHER RETIREMENT INSURANCE	31.00	0.00	30.37	0.00%
<b>TOTAL</b>	<b>EMPLOYEE BENEFITS</b>	<b>418.00</b>	<b>0.00</b>	<b>415.64</b>	<b>0.00%</b>
<b>ADMINISTRATION</b>					
10 E 001 2400 1000 00 430000 0000	TITLE I SALARIES	3,233.00	10,660.00	3,233.00	-69.67%
10 E 001 2400 1100 00 430000 0000	TITLE I SALARIES	3,500.00	0.00	3,500.00	0.00%
<b>TOTAL</b>	<b>SALARIES</b>	<b>6,733.00</b>	<b>10,660.00</b>	<b>6,733.00</b>	<b>-36.84%</b>
10 E 001 2400 2110 00 430000 0000	TITLE I TEACHER RETIREMENT	1,431.00	3,000.00	1,430.94	-52.30%
10 E 001 2400 2160 00 430000 0000	TITLE I TRS SURCHARGE EXPENSE	43.00	100.00	42.92	-57.08%
10 E 001 2400 2210 00 430000 0000	TITLE I LIFE INSURANCE	5.00	0.00	1.14	0.00%
10 E 001 2400 2220 00 430000 0000	TITLE I MEDICAL INSURANCE	538.00	0.00	537.27	0.00%
10 E 001 2400 2230 00 430000 0000	TITLE I DENTAL INSURANCE	30.00	0.00	29.20	0.00%
10 E 001 2400 2290 00 430000 0000	TITLE I TEACHER RETIREMENT INSURANCE	115.00	280.00	116.17	-58.51%
<b>TOTAL</b>	<b>EMPLOYEE BENEFITS</b>	<b>2,162.00</b>	<b>3,380.00</b>	<b>2,157.64</b>	<b>-36.16%</b>
<b>TRANSPORTATION</b>					
10 E 001 2550 3320 00 430000 0000	TITLE I PURCHASE SERVICES	1,800.00	0.00	4,761.00	0.00%
<b>TOTAL</b>	<b>PURCHASED SERVICES</b>	<b>1,800.00</b>	<b>0.00</b>	<b>4,761.00</b>	<b>0.00%</b>
<b>TRANSLATION SALARY</b>					
10 E 001 2630 1100 00 430000 0000	TITLE I SALARIES	0.00	0.00	9,134.62	0.00%
<b>TOTAL</b>	<b>SALARIES</b>	<b>0.00</b>	<b>0.00</b>	<b>9,134.62</b>	<b>0.00%</b>

10 E 001 2630 2210 00 430000 0000	TITLE I LIFE INSURANCE	0.00	0.00	7.24	0.00%
10 E 001 2630 2220 00 430000 0000	TITLE I MEDICAL INSURANCE	0.00	0.00	4,329.62	0.00%
10 E 001 2630 2230 00 430000 0000	TITLE I DENTAL INSURANCE	0.00	0.00	241.18	0.00%
	<b>TOTAL EMPLOYEE BENEFITS</b>	<b>0.00</b>	<b>0.00</b>	<b>4,578.04</b>	<b>0.00%</b>
	<b>GRAND TOTAL TITLE I LOW INCOME GRANT</b>	<b>177,132.00</b>	<b>164,626.00</b>	<b>189,671.32</b>	<b>15.21%</b>
<b>TITLE IV-A SSAE GRANT</b>					
10 E 001 1100 4100 00 440000 0000	TITLE IV SUPPLIES	3,000.00	0.00	0.00	0.00%
	<b>TOTAL SUPPLIES</b>	<b>3,000.00</b>	<b>0.00</b>	<b>0.00</b>	<b>0.00%</b>
<b>SUPPLIES</b>					
10 E 001 2220 4100 00 440000 0000	TITLE IV LIBRARY SUPPLIES	18,112.00	11,256.00	12,567.76	11.65%
	<b>TOTAL SUPPLIES</b>	<b>18,112.00</b>	<b>11,256.00</b>	<b>12,567.76</b>	<b>11.65%</b>
	<b>GRAND TOTAL TITLE IV-A SSAE GRANT</b>	<b>21,112.00</b>	<b>11,256.00</b>	<b>12,567.76</b>	<b>11.65%</b>
<b>IDEA PART B PRESCHOOL GRANT ELEMENTARY</b>					
10 E 001 1110 4100 00 460000 0000	IDEA PRESCHOOL INSTRUCT SUPPLIES	7,500.00	925.00	1,078.98	16.65%
	<b>TOTAL SUPPLIES</b>	<b>7,500.00</b>	<b>925.00</b>	<b>1,078.98</b>	<b>16.65%</b>
<b>CURRICULUM</b>					
10 E 001 2210 3190 00 460000 0000	IDEA PRESCHOOL PURCHASE SERVICES	1,129.00	4,000.00	9,080.45	127.01%
	<b>TOTAL PURCHASED SERVICES</b>	<b>1,129.00</b>	<b>4,000.00</b>	<b>9,080.45</b>	<b>127.01%</b>
<b>ASSESSMENT</b>					
10 E 001 2230 3190 00 460000 0000	IDEA PRESCHOOL PURCHASE SERVICES	0.00	3,500.00	0.00	-100.00%
	<b>TOTAL PURCHASED SERVICES</b>	<b>0.00</b>	<b>3,500.00</b>	<b>0.00</b>	<b>-100.00%</b>
	<b>GRAND TOTAL IDEA PART B PRESCHOOL GRANT</b>	<b>8,629.00</b>	<b>8,425.00</b>	<b>10,159.43</b>	<b>20.59%</b>
<b>IDEA FLOW THROUGH GRANT SPECIAL PROGRAMS</b>					
10 E 001 1200 3140 00 462000 0000	IDEA FT PURCHASE SERVICES	40,000.00	25,000.00	34,309.64	37.24%
	<b>TOTAL PURCHASED SERVICES</b>	<b>40,000.00</b>	<b>25,000.00</b>	<b>34,309.64</b>	<b>37.24%</b>
10 E 001 1200 4100 00 462000 0000	IDEA FT SUPPLIES	61,500.00	14,500.00	36,021.02	148.42%
	<b>TOTAL SUPPLIES</b>	<b>61,500.00</b>	<b>14,500.00</b>	<b>36,021.02</b>	<b>148.42%</b>
10 E 001 1200 5400 00 462000 0000	IDEA FT CAPITAL OUTLAY	0.00	7,000.00	7,895.00	12.79%
	<b>TOTAL CAPITAL OUTLAYS</b>	<b>0.00</b>	<b>7,000.00</b>	<b>7,895.00</b>	<b>12.79%</b>
<b>HEALTH SERVICES</b>					
10 E 001 2130 7100 00 462000 0000	IDEA FT HEALTH SERVICES NON-CAPITAL OUTLAY	0.00	0.00	3,064.62	0.00%
	<b>TOTAL NON-CAPITAL EQUIPMENT</b>	<b>0.00</b>	<b>0.00</b>	<b>3,064.62</b>	<b>0.00%</b>
<b>PSYCHOLOGICAL</b>					
10 E 001 2140 3140 00 462000 0000	IDEA FT PSYCHOLOGICAL SERVICES	8,500.00	3,500.00	8,500.00	142.86%
	<b>TOTAL PURCHASED SERVICES</b>	<b>8,500.00</b>	<b>3,500.00</b>	<b>8,500.00</b>	<b>142.86%</b>
<b>SPEECH</b>					
10 E 001 2150 3100 00 462000 0000	IDEA FT SPEECH SERVICES	57,000.00	45,000.00	49,748.91	10.55%
	<b>TOTAL PURCHASED SERVICES</b>	<b>57,000.00</b>	<b>45,000.00</b>	<b>49,748.91</b>	<b>10.55%</b>
<b>CURRICULUM</b>					
10 E 001 2210 1100 00 462000 0000	IDEA FT SALARIES	4,000.00	4,000.00	730.00	-81.75%
	<b>TOTAL SALARIES</b>	<b>4,000.00</b>	<b>4,000.00</b>	<b>730.00</b>	<b>-81.75%</b>
10 E 001 2210 2110 00 462000 0000	TEACHERS RETIREMENT	862.00	862.00	72.19	-91.63%
10 E 001 2210 2160 00 462000 0000	TRS SURCHARGE EXPENSE	25.00	26.00	4.65	-82.12%
10 E 001 2210 2290 00 462000 0000	IDEA FT TEACHER RETIREMENT INS	70.00	70.00	12.59	-82.01%
	<b>TOTAL EMPLOYEE BENEFITS</b>	<b>957.00</b>	<b>958.00</b>	<b>89.43</b>	<b>-90.66%</b>
10 E 001 2210 3100 00 462000 0000	IDEA FT PURCHASE SERVICES	56,000.00	56,000.00	50,238.66	-10.29%
	<b>TOTAL PURCHASED SERVICES</b>	<b>56,000.00</b>	<b>56,000.00</b>	<b>50,238.66</b>	<b>-10.29%</b>
<b>ASSESSMENT</b>					
10 E 001 2230 3190 00 462000 0000	IDEA FT PURCHASE SERVICES	40,000.00	30,000.00	35,101.26	17.00%
	<b>TOTAL PURCHASED SERVICES</b>	<b>40,000.00</b>	<b>30,000.00</b>	<b>35,101.26</b>	<b>17.00%</b>
<b>ADMINISTRATION</b>					
10 E 001 2330 1000 00 462000 0000	IDEA FT SALARIES	51,382.00	41,382.00	41,382.00	0.00%
	<b>TOTAL SALARIES</b>	<b>51,382.00</b>	<b>41,382.00</b>	<b>41,382.00</b>	<b>0.00%</b>

10 E 001 2330 2110 00 462000 0000	IDEA FT TEACHERS RETIREMENT	11,066.00	8,913.00	8,794.78	-1.33%
10 E 001 2330 2160 00 462000 0000	IDEA FT TRS SURCHARGE EXPENSE	325.00	264.00	263.81	-0.07%
10 E 001 2330 2210 00 462000 0000	IDEA FT LIFE INSURANCE	30.00	32.00	30.52	-4.63%
10 E 001 2330 2220 00 462000 0000	IDEA FT MEDICAL INSURANCE	12,100.00	9,550.00	9,357.18	-2.02%
10 E 001 2330 2230 00 462000 0000	IDEA FT DENTAL INSURANCE	715.00	532.00	514.70	-3.25%
10 E 001 2330 2250 00 462000 0000	IDEA FT LTD	150.00	115.00	112.56	-2.12%
10 E 001 2330 2290 00 462000 0000	IDEA FT TEACHER RETIREMENT INS	885.00	715.00	713.91	-0.15%
	<b>TOTAL EMPLOYEE BENEFITS</b>	<b>25,271.00</b>	<b>20,121.00</b>	<b>19,787.46</b>	<b>-1.66%</b>
<b>TRANSPORTATION</b>					
10 E 001 2550 3320 00 462000 0000	IDEA FT PURCHASE SERVICES	10,000.00	10,000.00	5,843.11	-41.57%
	<b>TOTAL PURCHASED SERVICES</b>	<b>10,000.00</b>	<b>10,000.00</b>	<b>5,843.11</b>	<b>-41.57%</b>
<b>COMPUTER EDUCATION SERVICES</b>					
10 E 001 2660 3160 00 462000 0000	IDEA FT CONTRACTED SERVICES	13,000.00	13,000.00	7,893.90	-39.28%
	<b>TOTAL PURCHASED SERVICES</b>	<b>13,000.00</b>	<b>13,000.00</b>	<b>7,893.90</b>	<b>-39.28%</b>
<b>SPECIAL EDUCATION TUITION</b>					
10 E 001 4120 3190 00 462000 0000	IDEA FT PAYMENTS TO OTHER GOVT	309,485.00	270,000.00	309,485.00	14.62%
	<b>TOTAL PURCHASED SERVICES</b>	<b>309,485.00</b>	<b>270,000.00</b>	<b>309,485.00</b>	<b>14.62%</b>
10 E 001 4220 6700 00 462000 0000	IDEA FT PMTS TO GOVT/TUITION	323,086.00	323,086.00	323,086.00	0.00%
	<b>TOTAL OTHER OBJECTS</b>	<b>323,086.00</b>	<b>323,086.00</b>	<b>323,086.00</b>	<b>0.00%</b>
	<b>GRAND TOTAL IDEA FLOW THROUGH GRANT</b>	<b>1,000,181.00</b>	<b>863,547.00</b>	<b>933,176.01</b>	<b>8.06%</b>
<b>PERKINS GRANT</b>					
10 E 002 1130 3100 00 474500 0000	PERKINS PURCHASE SERVICES	9,890.00	9,890.00	9,805.00	-0.86%
	<b>TOTAL PURCHASED SERVICES</b>	<b>9,890.00</b>	<b>9,890.00</b>	<b>9,805.00</b>	<b>-0.86%</b>
10 E 002 1130 4100 00 474500 0000	PERKINS SUPPLIES	2,564.00	2,564.00	4,430.73	72.81%
	<b>TOTAL SUPPLIES</b>	<b>2,564.00</b>	<b>2,564.00</b>	<b>4,430.73</b>	<b>72.81%</b>
10 E 002 1130 7100 00 474500 0000	PERKINS NON-CAPITAL OUTLAY	1,386.00	1,386.00	1,285.00	-7.29%
	<b>TOTAL NON-CAPITAL EQUIPMENT</b>	<b>1,386.00</b>	<b>1,386.00</b>	<b>1,285.00</b>	<b>-7.29%</b>
10 E 002 2120 3100 00 474500 0000	PERKINS PURCHASE SERVICES	3,868.00	3,868.00	3,868.00	0.00%
	<b>TOTAL PURCHASED SERVICES</b>	<b>3,868.00</b>	<b>3,868.00</b>	<b>3,868.00</b>	<b>0.00%</b>
10 E 002 2230 4100 00 474500 0000	PERKINS ASSESSMENT AND TESTING	2,700.00	2,700.00	2,600.00	-3.70%
	<b>TOTAL SUPPLIES</b>	<b>2,700.00</b>	<b>2,700.00</b>	<b>2,600.00</b>	<b>-3.70%</b>
	<b>GRAND TOTAL PERKINS GRANT</b>	<b>20,408.00</b>	<b>20,408.00</b>	<b>21,988.73</b>	<b>7.75%</b>
<b>TITLE III EL IMMIGRANT STUDENT EDUCATION</b>					
10 E 001 1800 1130 00 490500 0000	TITLE III SALARY ADD ON	1,400.00	1,400.00	0.00	-100.00%
	<b>TOTAL SALARIES</b>	<b>1,400.00</b>	<b>1,400.00</b>	<b>0.00</b>	<b>-100.00%</b>
10 E 001 1800 2110 00 490500 0000	TITLE III TEACHER RETIREMENT	305.00	305.00	0.00	-100.00%
10 E 001 1800 2160 00 490500 0000	TITLE III TRS SURCHARGE	10.00	10.00	0.00	-100.00%
10 E 001 1800 2290 00 490500 0000	TITLE III TEACHER RET INS	25.00	25.00	0.00	-100.00%
	<b>TOTAL EMPLOYEE BENEFITS</b>	<b>340.00</b>	<b>340.00</b>	<b>0.00</b>	<b>-100.00%</b>
10 E 001 1800 4100 00 490500 0000	TITLE III SUPPLIES	5,000.00	7,160.00	0.00	-100.00%
	<b>TOTAL SUPPLIES</b>	<b>5,000.00</b>	<b>7,160.00</b>	<b>0.00</b>	<b>-100.00%</b>
10 E 001 2210 3100 00 490500 0000	TITLE III PURCHASE SERVICES	3,000.00	3,000.00	0.00	-100.00%
	<b>TOTAL PURCHASED SERVICES</b>	<b>3,000.00</b>	<b>3,000.00</b>	<b>0.00</b>	<b>-100.00%</b>
	<b>GRAND TOTAL TITLE III EL IMMIGRANT STUDENT EDUCATION</b>	<b>9,740.00</b>	<b>11,960.00</b>	<b>0.00</b>	<b>-100.00%</b>
<b>TITLE III ELL-TBE/TPI LIPLEPS GRANT</b>					
10 E 001 1100 3100 00 490900 0000	TITLE III PURCHASE SERVICES	24,000.00	25,000.00	24,000.00	-4.00%
	<b>TOTAL PURCHASED SERVICES</b>	<b>24,000.00</b>	<b>25,000.00</b>	<b>24,000.00</b>	<b>-4.00%</b>
10 E 001 1100 4100 00 490900 0000	TITLE III SUPPLIES	7,607.00	5,932.00	7,580.96	27.80%
	<b>TOTAL SUPPLIES</b>	<b>7,607.00</b>	<b>5,932.00</b>	<b>7,580.96</b>	<b>27.80%</b>
<b>INSTRUCTION</b>					
10 E 001 2210 3190 00 490900 0000	TITLE III PURCHASE SERVICES	17,578.00	17,578.00	17,578.00	0.00%
	<b>TOTAL PURCHASED SERVICES</b>	<b>17,578.00</b>	<b>17,578.00</b>	<b>17,578.00</b>	<b>0.00%</b>
<b>SERVICES</b>					
10 E 001 3000 3100 00 490900 0000	TITLE III PURCHASE SERVICES	60.00	0.00	30.00	0.00%
	<b>TOTAL PURCHASED SERVICES</b>	<b>60.00</b>	<b>0.00</b>	<b>30.00</b>	<b>0.00%</b>
10 E 001 3000 4100 00 490900 0000	TITLE III SUPPLIES	550.00	0.00	505.73	0.00%

TOTAL	SUPPLIES	550.00	0.00	505.73	0.00%
GRAND TOTAL	TITLE III ELL-TBE/TPI LIPLEPS GRANT	49,795.00	48,510.00	49,694.69	2.44%
<b>TITLE II TEACHER QUALITY GRANT</b>					
10 E 001 2210 1100 00 493200 0000	TITLE II SALARIES	25,000.00	20,900.00	5,760.00	-72.44%
TOTAL	SALARIES	25,000.00	20,900.00	5,760.00	-72.44%
10 E 001 2210 2110 00 493200 0000	TITLE II-TEACHER RETIREMENT	0.00	855.00	0.00	-100.00%
10 E 001 2210 2160 00 493200 0000	TITLE II-TRS SURCHARGE EXPENSE	1,000.00	60.00	22.74	-62.10%
10 E 001 2210 2290 00 493200 0000	TITLE II-TEACHER RETIRE INS	5,005.00	600.00	528.81	-11.87%
TOTAL	EMPLOYEE BENEFITS	6,005.00	1,515.00	551.55	-63.59%
10 E 001 2210 3190 00 493200 0000	TITLE II-PURCHASE SERVICES	55,000.00	15,000.00	47,150.76	214.34%
TOTAL	PURCHASED SERVICES	55,000.00	15,000.00	47,150.76	214.34%
10 E 001 2210 4100 00 493200 0000	TITLE II-SUPPLIES	2,000.00	2,889.00	1,470.12	-49.11%
TOTAL	SUPPLIES	2,000.00	2,889.00	1,470.12	-49.11%
10 E 001 2320 1000 00 493200 0000	TITLE II SALARIES	0.00	4,100.00	0.00	-100.00%
TOTAL	SALARIES	0.00	4,100.00	0.00	-100.00%
10 E 001 2320 2110 00 493200 0000	TITLE II-TEACHER RETIREMENT	0.00	885.00	0.00	-100.00%
10 E 001 2320 2160 00 493200 0000	TITLE II-TRS SURCHARGE EXPENSE	0.00	30.00	0.00	-100.00%
10 E 001 2320 2290 00 493200 0000	TITLE II-TEACHER RETIRE INS	0.00	70.00	0.00	-100.00%
TOTAL	EMPLOYEE BENEFITS	0.00	985.00	0.00	-100.00%
<b>INSTRUCTION-PUPIL SERVICES</b>					
10 E 001 3700 3100 00 493200 0000	TITLE II-PURCHASE SERVICES	3,252.00	0.00	3,252.00	0.00%
TOTAL	PURCHASED SERVICES	3,252.00	0.00	3,252.00	0.00%
GRAND TOTAL	TITLE II TEACHER QUALITY GRANT	91,257.00	45,389.00	58,184.43	28.19%
GRAND TOTALS	EDUCATION FUND	86,501,210.00	79,736,948.00	78,406,312.45	-1.67%
GRAND TOTALS	EDUCATION FUND LESS TRS ON BEHALF PMTS	68,195,210.00	61,430,948.00	60,100,312.45	-2.17%
<b>OPERATIONS &amp; MAINTENANCE FUND (FUND 20)</b>					
<b>REVENUE FROM LOCAL SOURCES</b>					
20 R 000 1111 0000 00 000000 0000	TAXES, EARLY	4,187,800.00	4,236,139.00	3,996,652.58	-5.65%
20 R 001 1111 0000 00 000000 0000	TAXES, BUDGET YEAR	3,801,900.00	3,544,812.00	3,659,518.02	3.24%
20 R 000 1230 0000 00 000000 0000	CORPORATE PERSONAL PROPERTY TAX	183,000.00	130,465.00	153,010.95	17.28%
20 R 001 1510 0000 00 000000 0000	INTEREST - SWEEP ACCOUNT	170,000.00	180,000.00	188,579.44	4.77%
20 R 003 1510 0000 00 000000 0000	INTEREST DISTRIBUTION ON TAXES	8,000.00	4,650.00	15,888.06	241.68%
20 R 001 1720 0000 00 000000 0000	PARKING FEES	34,000.00	30,000.00	33,300.00	11.00%
20 R 000 1910 0000 00 000000 0000	RENTALS	65,000.00	85,000.00	62,552.00	-26.41%
20 R 000 1950 0000 00 000000 0000	REFUND OF PRIOR YEAR EXPENDITURES	6,000.00	6,000.00	339.33	-94.34%
20 R 000 1999 0000 00 000000 0000	OTHER REVENUE	90,000.00	20,000.00	88,143.90	340.72%
TOTAL	REVENUE FROM LOCAL SOURCES	8,545,700.00	8,237,066.00	8,197,984.28	-0.47%
<b>REVENUE FROM STATE SOURCES</b>					
20 R 000 3001 0000 00 000000 0000	EVIDENCE-BASED FUNDING	3,000,000.00	4,000,000.00	6,040,512.00	-51.01%
20 R 000 3925 0000 00 000000 0000	SCHOOL MAINTENANCE GRANT	50,000.00	50,000.00	50,000.00	0.00%
TOTAL	REVENUE FROM STATE SOURCES	3,050,000.00	4,050,000.00	6,090,512.00	-50.38%
<b>REVENUE FROM FEDERAL SOURCES</b>					
20 R 000 4999 0000 00 000000 0000	OTHER FEDERAL REVENUE	0.00	10,000.00	0.00	100.00%
TOTAL	REVENUE FROM FEDERAL SOURCES	0.00	10,000.00	0.00	-100.00%
TOTAL	REVENUE FROM ALL SOURCES	11,595,700.00	12,297,066.00	14,288,496.28	-16.19%
GRAND TOTALS	REVENUE FROM ALL SOURCES	11,595,700.00	12,297,066.00	14,288,496.28	-16.19%
<b>OPERATIONS &amp; MAINTENANCE</b>					
20 E 001 2540 1000 00 000000 0000	DIRECTOR SALARY	138,375.00	131,475.00	131,473.41	0.00%
20 E 001 2540 1100 00 000000 0000	SUPERVISOR SALARIES	162,985.00	154,854.00	154,854.19	0.00%
20 E 001 2540 1110 00 000000 0000	SECRETARY SALARY	50,785.00	48,250.00	48,354.92	0.22%
20 E 001 2540 1160 00 000000 0000	MAINTENANCE STAFF SALARY	262,335.00	246,150.00	235,600.49	-4.29%
20 E 001 2540 1170 00 000000 0000	MAINTENANCE-SEASONAL	0.00	6,000.00	0.00	-100.00%
20 E 001 2540 1190 00 000000 0000	CUSTODIAN SALARY	203,789.00	195,460.00	144,704.90	-25.97%
20 E 002 2540 1190 00 000000 0000	CUSTODIAN SALARY	457,880.00	397,634.00	409,929.57	3.09%
20 E 003 2540 1190 00 000000 0000	CUSTODIAN SALARY	134,655.00	128,731.00	129,146.73	0.32%
20 E 004 2540 1190 00 000000 0000	CUSTODIAN SALARY	161,110.00	154,025.00	148,729.36	-3.44%
20 E 005 2540 1190 00 000000 0000	CUSTODIAN SALARY	84,755.00	81,037.00	82,812.44	2.19%
20 E 008 2540 1190 00 000000 0000	CUSTODIAN SALARY	173,262.00	185,682.00	174,818.53	-5.85%
20 E 010 2540 1190 00 000000 0000	CUSTODIAN SALARY	170,340.00	162,345.00	166,107.75	2.32%

20 E 011 2540 1190 00 000000 0000	CUSTODIAN SALARY	256,640.00	245,370.00	246,519.96	0.47%
20 E 001 2540 1191 00 000000 0000	GROUPS STAFF	250,000.00	186,910.00	246,216.88	31.73%
20 E 001 2540 1200 00 000000 0000	INSURANCE STIPEND	1,800.00	1,800.00	150.00	-91.67%
20 E 002 2540 1200 00 000000 0000	INSURANCE STIPEND	3,600.00	1,800.00	1,800.00	0.00%
20 E 008 2540 1200 00 000000 0000	INSURANCE STIPEND	3,600.00	1,800.00	1,950.00	8.33%
20 E 011 2540 1200 00 000000 0000	INSURANCE STIPEND	1,800.00	1,800.00	1,800.00	0.00%
	<b>TOTAL SALARIES</b>	<b>2,517,711.00</b>	<b>2,331,123.00</b>	<b>2,324,969.13</b>	<b>-0.26%</b>
20 E 001 2540 2210 00 000000 0000	LIFE INSURANCE	465.00	500.00	420.61	-15.88%
20 E 002 2540 2210 00 000000 0000	LIFE INSURANCE	185.00	182.00	181.39	-0.34%
20 E 003 2540 2210 00 000000 0000	LIFE INSURANCE	55.00	55.00	54.72	-0.51%
20 E 004 2540 2210 00 000000 0000	LIFE INSURANCE	73.00	73.00	69.16	-5.26%
20 E 005 2540 2210 00 000000 0000	LIFE INSURANCE	37.00	37.00	36.48	-1.41%
20 E 008 2540 2210 00 000000 0000	LIFE INSURANCE	70.00	68.00	65.37	-3.87%
20 E 010 2540 2210 00 000000 0000	LIFE INSURANCE	73.00	73.00	72.20	-1.10%
20 E 011 2540 2210 00 000000 0000	LIFE INSURANCE	110.00	110.00	108.68	-1.20%
20 E 001 2540 2220 00 000000 0000	MEDICAL INSURANCE	237,660.00	243,455.00	207,665.95	-14.70%
20 E 002 2540 2220 00 000000 0000	MEDICAL INSURANCE	112,730.00	114,435.00	109,065.24	-4.69%
20 E 003 2540 2220 00 000000 0000	MEDICAL INSURANCE	41,200.00	41,116.00	40,783.44	-0.81%
20 E 004 2540 2220 00 000000 0000	MEDICAL INSURANCE	53,315.00	43,860.00	48,281.16	10.08%
20 E 005 2540 2220 00 000000 0000	MEDICAL INSURANCE	32,520.00	32,456.00	32,194.00	-0.81%
20 E 008 2540 2220 00 000000 0000	MEDICAL INSURANCE	21,975.00	31,225.00	28,771.48	-7.86%
20 E 010 2540 2220 00 000000 0000	MEDICAL INSURANCE	50,730.00	47,415.00	49,691.78	4.80%
20 E 011 2540 2220 00 000000 0000	MEDICAL INSURANCE	59,980.00	60,050.00	59,242.06	-1.35%
20 E 001 2540 2230 00 000000 0000	DENTAL INSURANCE	13,260.00	12,875.00	3,072.80	-76.13%
20 E 002 2540 2230 00 000000 0000	DENTAL INSURANCE	6,245.00	5,335.00	5,521.36	3.49%
20 E 003 2540 2230 00 000000 0000	DENTAL INSURANCE	2,005.00	1,855.00	1,846.08	-0.48%
20 E 004 2540 2230 00 000000 0000	DENTAL INSURANCE	2,600.00	2,405.00	2,280.80	-5.16%
20 E 005 2540 2230 00 000000 0000	DENTAL INSURANCE	1,410.00	1,305.00	1,297.80	-0.55%
20 E 008 2540 2230 00 000000 0000	DENTAL INSURANCE	2,225.00	2,610.00	2,412.08	-7.58%
20 E 010 2540 2230 00 000000 0000	DENTAL INSURANCE	3,050.00	2,820.00	2,785.75	-1.21%
20 E 011 2540 2230 00 000000 0000	DENTAL INSURANCE	3,200.00	2,960.00	2,920.27	-1.34%
20 E 001 2540 2250 00 000000 0000	LONG TERM DISABILITY INSURANCE	350.00	345.00	346.48	0.43%
	<b>TOTAL EMPLOYEE BENEFITS</b>	<b>645,523.00</b>	<b>647,620.00</b>	<b>599,187.14</b>	<b>-7.48%</b>
20 E 001 2540 3100 00 000000 0000	PROF & TECH SERV	1,000,000.00	800,000.00	988,375.44	23.55%
20 E 001 2540 3190 00 000000 0000	LIFE SAFETY	3,000.00	5,000.00	0.00	-100.00%
20 E 001 2540 3210 00 000000 0000	TRASH REMOVAL	45,000.00	45,000.00	42,686.24	-5.14%
20 E 001 2540 3220 00 000000 0000	SNOW REMOVAL	5,000.00	5,000.00	0.00	-100.00%
20 E 001 2540 3230 00 000000 0000	REPAIRS-DISTRICT	460,000.00	280,000.00	454,893.55	62.46%
20 E 002 2540 3230 00 000000 0000	REPAIRS-VEHICLE	30,000.00	50,000.00	26,542.93	-46.91%
20 E 002 2540 3250 00 000000 0000	RENTALS	10,000.00	5,000.00	9,054.50	81.09%
20 E 001 2540 3320 00 000000 0000	TRAVEL	150.00	300.00	0.00	-100.00%
20 E 001 2540 3400 00 000000 0000	TELEPHONE	43,000.00	40,000.00	42,411.33	6.03%
20 E 001 2540 3700 00 000000 0000	WATER	46,000.00	37,000.00	45,253.85	22.31%
	<b>TOTAL PURCHASED SERVICES</b>	<b>1,642,150.00</b>	<b>1,267,300.00</b>	<b>1,609,217.84</b>	<b>26.98%</b>
20 E 001 2540 4100 00 000000 0000	SUPPLIES/CUSTODIANS	230,000.00	235,000.00	223,954.71	-4.70%
20 E 001 2540 4110 00 000000 0000	SUPPLIES/MAINTENANCE	227,000.00	220,000.00	224,674.83	2.12%
20 E 002 2540 4110 00 000000 0000	UNIFORM ALLOWANCE	16,400.00	15,000.00	16,319.47	8.80%
20 E 001 2540 4120 00 000000 0000	SUPPLIES/GROUNDS	115,000.00	110,000.00	110,430.80	0.39%
20 E 001 2540 4190 00 000000 0000	LIFE SAFETY SUPPLIES	5,000.00	2,000.00	0.00	-100.00%
20 E 001 2540 4650 00 000000 0000	GAS HEAT	13,000.00	9,000.00	8,569.13	-4.79%
20 E 002 2540 4650 00 000000 0000	GAS HEAT	97,000.00	90,000.00	79,107.04	-12.10%
20 E 003 2540 4650 00 000000 0000	GAS HEAT	37,000.00	28,000.00	31,381.40	12.08%
20 E 004 2540 4650 00 000000 0000	GAS HEAT	30,000.00	22,000.00	23,102.96	5.01%
20 E 005 2540 4650 00 000000 0000	GAS HEAT	17,000.00	12,000.00	11,946.29	-0.45%
20 E 007 2540 4650 00 000000 0000	GAS HEAT	7,300.00	2,000.00	0.00	-100.00%
20 E 008 2540 4650 00 000000 0000	GAS HEAT	38,000.00	26,000.00	29,868.63	14.88%
20 E 010 2540 4650 00 000000 0000	GAS HEAT	40,000.00	32,000.00	32,577.22	1.80%
20 E 011 2540 4650 00 000000 0000	GAS HEAT	65,000.00	65,000.00	50,699.83	-22.00%
20 E 001 2540 4660 00 000000 0000	ELECTRICITY	20,000.00	11,000.00	17,585.50	59.87%
20 E 002 2540 4660 00 000000 0000	ELECTRICITY	435,000.00	375,000.00	432,507.77	15.34%
20 E 003 2540 4660 00 000000 0000	ELECTRICITY	97,000.00	81,000.00	95,177.97	17.50%
20 E 004 2540 4660 00 000000 0000	ELECTRICITY	150,000.00	105,000.00	146,245.02	39.28%
20 E 005 2540 4660 00 000000 0000	ELECTRICITY	45,000.00	45,000.00	41,056.97	-8.76%
20 E 007 2540 4660 00 000000 0000	ELECTRICITY	5,000.00	5,000.00	0.00	-100.00%
20 E 008 2540 4660 00 000000 0000	ELECTRICITY	123,000.00	102,000.00	118,181.69	15.86%
20 E 010 2540 4660 00 000000 0000	ELECTRICITY	126,000.00	105,000.00	124,816.76	18.87%
20 E 011 2540 4660 00 000000 0000	ELECTRICITY	215,000.00	195,000.00	210,806.88	8.11%
	<b>TOTAL SUPPLIES</b>	<b>2,153,700.00</b>	<b>1,892,000.00</b>	<b>2,029,010.87</b>	<b>7.24%</b>
20 E 001 2540 5300 00 000000 0000	IMPROVEMENT/GROUNDS	150,000.00	90,000.00	133,782.38	48.65%
20 E 001 2540 5400 00 000000 0000	CAPITALIZED EQUIPMENT	150,000.00	200,000.00	136,631.07	-31.68%
20 E 002 2540 5400 00 000000 0000	HS CLASSROOM ADDITIONS	0.00	6,000,000.00	5,493,556.00	-8.44%
20 E 004 2540 5400 00 000000 0000	HBT ROOF	1,995,000.00	0.00	0.00	0.00%

20 E 010 2540 5400 00 000000 0000	CT MOBILE	500,000.00	0.00	0.00	0.00%
20 E 001 2540 5410 00 000000 0000	DISTRICT CAPITAL PROJECTS	1,000,000.00	1,000,000.00	786,463.59	-21.35%
20 E 002 2540 5410 00 000000 0000	NEW HS BUILDING	0.00	1,000,000.00	859,830.38	-14.02%
	<b>TOTAL CAPITAL OUTLAYS</b>	<b>3,795,000.00</b>	<b>8,290,000.00</b>	<b>7,410,263.42</b>	<b>-10.61%</b>
20 E 001 2540 6400 00 000000 0000	DUES/FEES	8,100.00	3,800.00	8,030.80	111.34%
	<b>TOTAL OTHER OBJECTS</b>	<b>8,100.00</b>	<b>3,800.00</b>	<b>8,030.80</b>	<b>111.34%</b>
20 E 001 2540 7100 00 000000 0000	NON-CAPITALIZED EQUIPMENT	220,000.00	100,000.00	218,870.92	118.87%
	<b>TOTAL NON-CAPITAL EQUIPMENT</b>	<b>220,000.00</b>	<b>100,000.00</b>	<b>218,870.92</b>	<b>118.87%</b>
<b>GRANTS</b>					
20 E 002 2540 4100 00 392500 0000	SCHOOL MAINTENANCE GRANT CHS	55,000.00	0.00	0.00	0.00%
20 E 003 2540 4100 00 392500 0000	SCHOOL MAINTENANCE GRANT CMS	22,000.00	0.00	0.00	0.00%
20 E 011 2540 4100 00 392500 0000	SCHOOL MAINTENANCE GRANT PKMS	38,500.00	0.00	0.00	0.00%
	<b>TOTAL SUPPLIES</b>	<b>115,500.00</b>	<b>0.00</b>	<b>0.00</b>	<b>0.00%</b>
20 E 004 2540 5400 00 392500 0000	SCHOOL MAINTENANCE GRANT HBT	0.00	91,000.00	110,637.37	21.58%
20 E 008 2540 5400 00 392500 0000	SCHOOL MAINTENANCE GRANT PV	0.00	91,000.00	110,751.36	21.70%
	<b>TOTAL CAPITAL OUTLAYS</b>	<b>0.00</b>	<b>182,000.00</b>	<b>221,388.73</b>	<b>21.64%</b>
<b>PROVISION FOR CONTINGENCIES</b>					
20 E 001 6000 6900 00 000000 0000	CONTINGENCY ACCT	200,000.00	50,000.00	0.00	-100.00%
	<b>TOTAL OTHER OBJECTS</b>	<b>200,000.00</b>	<b>50,000.00</b>	<b>0.00</b>	<b>-100.00%</b>
	<b>GRAND TOTALS OPERATIONS &amp; MAINTENANCE FUND</b>	<b>11,297,684.00</b>	<b>14,763,843.00</b>	<b>14,420,938.85</b>	<b>-2.32%</b>
<b>DEBT SERVICE FUND (FUND 30)</b>					
<b>REVENUE FROM LOCAL SOURCES</b>					
30 R 000 1112 0000 00 000000 0000	TAXES, EARLY	971,100.00	4,709,475.00	4,860,685.70	3.21%
30 R 001 1112 0000 00 000000 0000	TAXES, BUDGET YR	4,623,930.00	4,525,928.00	4,517,327.29	-0.19%
30 R 001 1510 0000 00 000000 0000	INTEREST - SWEEP ACCOUNT	100,000.00	100,000.00	194,549.62	94.55%
30 R 003 1510 0000 00 000000 0000	INTEREST DISTRIBUTION ON TAXES	6,800.00	6,800.00	19,612.35	188.42%
30 R 000 1930 0000 00 000000 0000	IMPACT FEES	513,225.00	516,125.00	516,125.00	0.00%
	<b>TOTAL REVENUE FROM LOCAL SOURCES</b>	<b>6,215,055.00</b>	<b>9,858,328.00</b>	<b>10,108,299.96</b>	<b>2.54%</b>
	<b>GRAND TOTALS REVENUE FROM ALL SOURCES</b>	<b>6,215,055.00</b>	<b>9,858,328.00</b>	<b>10,108,299.96</b>	<b>2.54%</b>
30 E 001 5220 6240 10 000000 0000	INTEREST ON 2016 DEBT CERTIFICATES	78,225.00	91,125.00	91,125.00	0.00%
30 E 001 5220 6240 11 000000 0000	INTEREST ON 2016A DSEB BONDS	24,300.00	31,125.00	31,125.00	0.00%
30 E 001 5220 6240 12 000000 0000	INTEREST ON 2017 BONDS	656,200.00	705,075.00	705,075.00	0.00%
30 E 001 5220 6240 13 000000 0000	INTEREST ON 2013 BONDS	2,501,312.00	2,137,908.00	2,137,907.25	0.00%
	<b>TOTAL OTHER OBJECTS</b>	<b>3,260,037.00</b>	<b>2,965,233.00</b>	<b>2,965,232.25</b>	<b>0.00%</b>
30 E 001 5320 6100 05 000000 0000	PRINCIPAL ON 2016A DSEB BONDS	230,000.00	225,000.00	225,000.00	0.00%
30 E 001 5320 6100 06 000000 0000	PRINCIPAL ON 2016 DEBT CERTIFICATES	435,000.00	425,000.00	425,000.00	0.00%
30 E 001 5320 6100 10 000000 0000	PRINCIPAL ON 2017 BONDS	1,000,000.00	955,000.00	955,000.00	0.00%
30 E 001 5320 6100 13 000000 0000	PRINCIPAL ON 2013 BONDS	4,978,688.00	4,837,093.00	4,837,092.75	0.00%
	<b>TOTAL OTHER OBJECTS</b>	<b>6,643,688.00</b>	<b>6,442,093.00</b>	<b>6,442,092.75</b>	<b>0.00%</b>
30 E 001 5400 3190 00 000000 0000	SERVICE CHARGE	2,000.00	2,000.00	1,716.67	-14.17%
	<b>TOTAL PURCHASED SERVICES</b>	<b>2,000.00</b>	<b>2,000.00</b>	<b>1,716.67</b>	<b>-14.17%</b>
	<b>GRAND TOTALS DEBT SERVICE FUND</b>	<b>9,905,725.00</b>	<b>9,409,326.00</b>	<b>9,409,041.67</b>	<b>0.00%</b>
<b>TRANSPORTATION FUND (FUND 40)</b>					
<b>REVENUE FROM LOCAL SOURCES</b>					
40 R 000 1113 0000 00 000000 0000	TAXES, EARLY	1,754,500.00	1,558,967.00	1,672,774.70	7.30%
40 R 001 1113 0000 00 000000 0000	TAXES, BUDGET YEAR	1,591,300.00	1,543,559.00	1,540,591.40	-0.19%
40 R 000 1415 0000 00 000000 0000	FIELD TRIP FEES	7,000.00	7,000.00	4,135.00	-40.93%
40 R 001 1510 0000 00 000000 0000	INTEREST - SWEEP ACCOUNT	150,000.00	150,000.00	283,535.63	89.02%
40 R 003 1510 0000 00 000000 0000	INTEREST - DISTRIBUTION ON TAXES	4,000.00	2,150.00	6,688.61	211.10%
40 R 000 1950 0000 00 000000 0000	PRIOR YEAR REFUND	2,000.00	5,000.00	275.00	-94.50%
40 R 000 1999 0000 00 000000 0000	OTHER REVENUE	15,000.00	18,000.00	12,636.27	-29.80%
	<b>TOTAL REVENUE FROM LOCAL SOURCES</b>	<b>3,523,800.00</b>	<b>3,284,676.00</b>	<b>3,520,636.61</b>	<b>7.18%</b>
<b>REVENUE FROM STATE SOURCES</b>					
40 R 000 3500 0000 00 000000 0000	STATE AID, REGULAR	1,632,180.00	1,652,509.00	1,537,511.11	-6.96%
40 R 000 3510 0000 00 000000 0000	STATE AID, SPECIAL ED	1,275,230.00	1,289,331.00	1,084,265.14	-15.90%
	<b>TOTAL REVENUE FROM STATE SOURCES</b>	<b>2,907,410.00</b>	<b>2,941,840.00</b>	<b>2,621,776.25</b>	<b>-10.88%</b>
	<b>GRAND TOTALS REVENUE FROM ALL SOURCES</b>	<b>6,431,210.00</b>	<b>6,226,516.00</b>	<b>6,142,412.86</b>	<b>-1.35%</b>
<b>TRANSPORTATION</b>					
40 E 001 2550 1000 00 000000 0000	DIRECTOR/MECHANIC SALARY	251,080.00	238,553.00	238,552.75	0.00%
40 E 001 2550 1110 00 000000 0000	OFFICE STAFF SALARIES	203,190.00	193,052.00	193,054.88	0.00%
40 E 001 2550 1120 00 000000 0000	LONGEVITY	13,075.00	13,075.00	13,074.48	0.00%

40 E 001 2550 1150 00 000000 0000	BUS AIDE SALARIES	87,600.00	72,200.00	64,088.84	-11.23%
40 E 001 2550 1180 00 000000 0000	EXTRA DUTY	150,000.00	175,000.00	127,482.49	-27.15%
40 E 001 2550 1210 00 000000 0000	BUS DRIVER SALARIES/UTILITY	1,955,000.00	1,844,305.00	1,928,397.64	4.56%
40 E 001 2550 1220 00 000000 0000	SUBSTITUTE DRIVERS	60,000.00	75,000.00	39,081.00	-47.89%
	<b>TOTAL SALARIES</b>	<b>2,719,945.00</b>	<b>2,611,185.00</b>	<b>2,603,732.08</b>	<b>-0.29%</b>
40 E 001 2550 2210 00 000000 0000	LIFE INSURANCE	460.00	365.00	148.20	-59.40%
40 E 001 2550 2220 00 000000 0000	MEDICAL INSURANCE	179,000.00	280,000.00	266,010.32	-5.00%
40 E 001 2550 2230 00 000000 0000	DENTAL INSURANCE	9,860.00	25,000.00	5,560.16	-77.76%
40 E 001 2550 2250 00 000000 0000	LONG TERM DISABILITY	350.00	310.00	321.60	3.74%
	<b>TOTAL EMPLOYEE BENEFITS</b>	<b>189,670.00</b>	<b>305,675.00</b>	<b>272,040.28</b>	<b>-11.00%</b>
40 E 001 2550 3190 00 000000 0000	PHYSICAL EXAM & FINGER PRINT	12,000.00	10,000.00	11,168.00	11.68%
40 E 001 2550 3230 00 000000 0000	REPAIRS	37,000.00	25,000.00	35,009.67	40.04%
40 E 001 2550 3240 00 000000 0000	RADIO REPAIRS	3,500.00	4,200.00	2,614.00	-37.76%
40 E 001 2550 3250 00 000000 0000	RENTALS/BUS LEASES	2,550,000.00	2,520,000.00	2,542,242.68	0.88%
40 E 001 2550 3310 00 000000 0000	CONTRACTED TRANSPORTATION	245,000.00	220,000.00	238,553.82	8.43%
40 E 001 2550 3320 00 000000 0000	TRAVEL	1,600.00	4,000.00	802.53	-79.94%
40 E 001 2550 3700 00 000000 0000	PURCHASE SERVICES	17,000.00	25,000.00	11,468.99	-54.12%
40 E 001 2550 3840 00 000000 0000	P & C INSURANCE	72,000.00	72,000.00	0.00	-100.00%
	<b>TOTAL PURCHASED SERVICES</b>	<b>2,938,100.00</b>	<b>2,880,200.00</b>	<b>2,841,859.69</b>	<b>-1.33%</b>
40 E 001 2550 4100 00 000000 0000	GENERAL SUPPLIES	30,000.00	30,000.00	21,155.14	-29.48%
40 E 001 2550 4110 00 000000 0000	OFFICE SUPPLIES	8,000.00	25,000.00	3,207.12	-87.17%
40 E 001 2550 4120 00 000000 0000	GREASE & OIL	3,000.00	3,000.00	608.30	-79.72%
40 E 001 2550 4130 00 000000 0000	TIRES	8,500.00	15,500.00	2,301.14	-85.15%
40 E 001 2550 4640 00 000000 0000	FUEL	460,000.00	500,000.00	367,574.93	-26.49%
40 E 001 2550 4650 00 000000 0000	GAS HEAT/GARAGE	10,000.00	5,000.00	6,015.46	20.31%
40 E 001 2550 4900 00 000000 0000	OTHER SUPPLIES-NON REIMBURSABLE	2,500.00	3,500.00	2,255.52	-35.56%
	<b>TOTAL SUPPLIES</b>	<b>522,000.00</b>	<b>582,000.00</b>	<b>403,117.61</b>	<b>-30.74%</b>
40 E 001 2550 5400 00 000000 0000	CAPITAL OUTLAY	60,000.00	29,000.00	0.00	-100.00%
	<b>TOTAL CAPITAL OUTLAYS</b>	<b>60,000.00</b>	<b>29,000.00</b>	<b>0.00</b>	<b>-100.00%</b>
40 E 001 2550 6400 00 000000 0000	DUES/FEES/LICENSES	13,500.00	13,500.00	12,994.95	-3.74%
	<b>TOTAL OTHER OBJECTS</b>	<b>13,500.00</b>	<b>13,500.00</b>	<b>12,994.95</b>	<b>-3.74%</b>
40 E 001 2550 7100 00 000000 0000	NON CAPITAL OUTLAY/EQUIPMENT	5,000.00	5,500.00	2,011.40	-63.43%
	<b>TOTAL NON-CAPITAL EQUIPMENT</b>	<b>5,000.00</b>	<b>5,500.00</b>	<b>2,011.40</b>	<b>-63.43%</b>
40 E 001 6000 6900 00 000000 0000	CONTINGENCY	50,000.00	50,000.00	0.00	-100.00%
	<b>TOTAL OTHER OBJECTS</b>	<b>50,000.00</b>	<b>50,000.00</b>	<b>0.00</b>	<b>-100.00%</b>
	<b>TOTAL TRANSPORTATION FUND</b>	<b>6,498,215.00</b>	<b>6,477,060.00</b>	<b>6,135,756.01</b>	<b>-5.27%</b>
	<b>GRAND TOTALS TRANSPORTATION FUND</b>	<b>6,498,215.00</b>	<b>6,477,060.00</b>	<b>6,135,756.01</b>	<b>-5.27%</b>
<b>IMRF/SS FUND (FUND 50)</b>					
<b>REVENUE FROM LOCAL SOURCES</b>					
50 R 000 1114 0000 00 000000 0000	IMRF TAXES, EARLY	518,900.00	428,130.00	504,353.00	17.80%
50 R 001 1114 0000 00 000000 0000	IMRF TAXES, BUDGET YEAR	479,810.00	512,000.00	511,029.84	-0.19%
50 R 000 1151 0000 00 000000 0000	SOCIAL SECURITY/MEDICARE, EARLY	518,900.00	428,130.00	504,353.00	17.80%
50 R 001 1151 0000 00 000000 0000	SOCIAL SECURITY/MEDICARE, BUDGET YEAR	479,810.00	512,000.00	511,029.84	-0.19%
50 R 000 1230 0000 00 000000 0000	CORPORATE PERSONAL PROPERTY TAX	20,300.00	72,000.00	45,406.64	-36.94%
50 R 001 1510 0000 00 000000 0000	INTEREST - SWEEP ACCOUNT	92,000.00	92,000.00	169,480.19	84.22%
50 R 003 1510 0000 00 000000 0000	INTEREST - DISTRIBUTION ON TAXES	2,900.00	1,500.00	4,437.36	195.82%
	<b>TOTAL REVENUE FROM LOCAL SOURCES</b>	<b>2,112,620.00</b>	<b>2,045,760.00</b>	<b>2,250,089.87</b>	<b>9.99%</b>
	<b>GRAND TOTALS REVENUE FROM ALL SOURCES</b>	<b>2,112,620.00</b>	<b>2,045,760.00</b>	<b>2,250,089.87</b>	<b>9.99%</b>
<b>NON-CATEGORICAL DISTRICT WIDE PROGRAMS</b>					
50 E 001 1100 2130 00 000000 0000	FICA	950.00	200.00	918.78	359.39%
50 E 001 1100 2140 00 000000 0000	MEDICARE	7,850.00	6,700.00	7,830.73	16.88%
50 E 001 1100 2140 00 399900 0000	MEDICARE	0.00	0.00	141.38	0.00%
50 E 001 1100 2140 00 430000 0000	MEDICARE	1,600.00	1,715.00	1,561.64	-8.94%
	<b>TOTAL EMPLOYEE BENEFITS</b>	<b>10,400.00</b>	<b>8,615.00</b>	<b>10,452.53</b>	<b>21.33%</b>
<b>ELEMENTARY</b>					
50 E 008 1110 2120 00 000000 0000	IMRF	1,000.00	0.00	1,231.41	0.00%
50 E 004 1110 2130 00 000000 0000	FICA	3,100.00	2,356.00	2,998.72	27.28%
50 E 005 1110 2130 00 000000 0000	FICA	70.00	0.00	71.58	0.00%
50 E 008 1110 2130 00 000000 0000	FICA	2,545.00	2,110.00	2,564.95	21.56%
50 E 010 1110 2130 00 000000 0000	FICA	2,545.00	2,387.00	2,507.91	5.07%
50 E 004 1110 2140 00 000000 0000	MEDICARE	31,920.00	30,925.00	30,664.11	-0.84%
50 E 005 1110 2140 00 000000 0000	MEDICARE	13,355.00	13,160.00	12,730.28	-3.27%
50 E 008 1110 2140 00 000000 0000	MEDICARE	30,950.00	30,255.00	28,972.39	-4.24%
50 E 010 1110 2140 00 000000 0000	MEDICARE	35,360.00	31,925.00	31,452.04	-1.48%
	<b>TOTAL EMPLOYEE BENEFITS</b>	<b>120,845.00</b>	<b>113,118.00</b>	<b>113,193.39</b>	<b>0.07%</b>

<b>MIDDLE SCHOOL</b>					
50 E 003 1120 2130 00 000000 0000	FICA	715.00	620.00	713.20	15.03%
50 E 011 1120 2130 00 000000 0000	FICA	3,963.00	620.00	569.16	-8.20%
50 E 003 1120 2140 00 000000 0000	MEDICARE	22,340.00	21,867.00	18,612.78	-14.88%
50 E 011 1120 2140 00 000000 0000	MEDICARE	46,580.00	41,035.00	39,073.73	-4.78%
<b>TOTAL</b>	<b>EMPLOYEE BENEFITS</b>	<b>73,598.00</b>	<b>64,142.00</b>	<b>58,968.87</b>	<b>-8.07%</b>
<b>HIGH SCHOOL</b>					
50 E 002 1130 2120 00 000000 0000	IMRF	3,455.00	2,551.00	803.91	-68.49%
50 E 002 1130 2130 00 000000 0000	FICA	2,630.00	1,909.00	592.95	-68.94%
50 E 002 1130 2140 00 000000 0000	MEDICARE	90,595.00	79,885.00	79,387.41	-0.62%
50 E 002 1130 2140 00 322000 0000	MEDICARE	5.00	0.00	4.64	0.00%
50 E 002 1130 2140 00 323530 0000	MEDICARE	340.00	320.00	337.00	5.31%
<b>TOTAL</b>	<b>EMPLOYEE BENEFITS</b>	<b>97,025.00</b>	<b>84,665.00</b>	<b>81,125.91</b>	<b>-4.18%</b>
<b>SPECIAL PROGRAMS</b>					
50 E 001 1200 2130 00 000000 0000	FICA	3,700.00	2,625.00	3,713.83	41.48%
50 E 001 1200 2140 00 000000 0000	MEDICARE	1,025.00	910.00	1,027.97	12.96%
<b>TOTAL</b>	<b>EMPLOYEE BENEFITS</b>	<b>4,725.00</b>	<b>3,535.00</b>	<b>4,741.80</b>	<b>34.14%</b>
<b>SPECIAL EDUCATION</b>					
50 E 001 1205 2120 00 000000 0000	IMRF	8,030.00	0.00	0.00	0.00%
50 E 002 1205 2120 00 000000 0000	IMRF	10,030.00	9,860.00	9,348.91	-5.18%
50 E 003 1205 2120 00 000000 0000	IMRF	6,015.00	4,256.00	3,741.37	-12.09%
50 E 004 1205 2120 00 000000 0000	IMRF	17,105.00	15,030.00	13,996.15	-6.88%
50 E 005 1205 2120 00 000000 0000	IMRF	5,735.00	7,621.00	7,242.20	-4.97%
50 E 008 1205 2120 00 000000 0000	IMRF	13,770.00	12,604.00	12,726.35	0.97%
50 E 010 1205 2120 00 000000 0000	IMRF	14,535.00	12,506.00	11,252.63	-10.02%
50 E 011 1205 2120 00 000000 0000	IMRF	10,460.00	8,037.00	9,961.00	23.94%
50 E 001 1205 2130 00 000000 0000	FICA	3,775.00	0.00	0.00	0.00%
50 E 002 1205 2130 00 000000 0000	FICA	7,685.00	7,380.00	6,708.63	-9.10%
50 E 003 1205 2130 00 000000 0000	FICA	4,610.00	3,185.00	2,804.76	-11.94%
50 E 004 1205 2130 00 000000 0000	FICA	13,110.00	11,248.00	10,454.32	-7.06%
50 E 005 1205 2130 00 000000 0000	FICA	4,395.00	5,704.00	5,350.53	-6.20%
50 E 008 1205 2130 00 000000 0000	FICA	10,555.00	9,435.00	9,529.40	1.00%
50 E 010 1205 2130 00 000000 0000	FICA	11,140.00	9,360.00	8,419.71	-10.05%
50 E 011 1205 2130 00 000000 0000	FICA	8,015.00	6,015.00	7,473.81	24.25%
50 E 001 1205 2140 00 000000 0000	MEDICARE	6,360.00	1,500.00	5,373.71	258.25%
50 E 002 1205 2140 00 000000 0000	MEDICARE	12,525.00	9,955.00	8,093.30	-18.70%
50 E 003 1205 2140 00 000000 0000	MEDICARE	3,760.00	2,668.00	2,209.59	-17.18%
50 E 004 1205 2140 00 000000 0000	MEDICARE	9,225.00	7,027.00	6,593.44	-6.17%
50 E 005 1205 2140 00 000000 0000	MEDICARE	3,455.00	3,887.00	3,518.72	-9.47%
50 E 008 1205 2140 00 000000 0000	MEDICARE	6,340.00	5,090.00	4,138.01	-18.70%
50 E 010 1205 2140 00 000000 0000	MEDICARE	5,695.00	4,710.00	3,999.00	-15.10%
50 E 011 1205 2140 00 000000 0000	MEDICARE	7,030.00	5,635.00	6,047.42	7.32%
<b>TOTAL</b>	<b>EMPLOYEE BENEFITS</b>	<b>203,355.00</b>	<b>162,713.00</b>	<b>158,982.96</b>	<b>-2.29%</b>
<b>EARLY CHILDHOOD</b>					
50 E 001 1225 2120 00 000000 0000	IMRF	4,470.00	4,315.00	4,306.19	-0.20%
50 E 004 1225 2120 00 000000 0000	IMRF	3,320.00	5,950.00	2,521.47	-57.62%
50 E 008 1225 2120 00 000000 0000	IMRF	5,235.00	4,395.00	3,610.87	-17.84%
50 E 010 1225 2120 00 000000 0000	IMRF	3,930.00	7,400.00	7,374.22	-0.35%
50 E 001 1225 2130 00 000000 0000	FICA	2,105.00	1,999.00	1,885.56	-5.67%
50 E 004 1225 2130 00 000000 0000	FICA	2,545.00	4,450.00	2,857.38	-35.79%
50 E 008 1225 2130 00 000000 0000	FICA	8,200.00	3,290.00	2,637.11	-19.84%
50 E 010 1225 2130 00 000000 0000	FICA	3,010.00	5,535.00	5,656.09	2.19%
50 E 001 1225 2140 00 000000 0000	MEDICARE	490.00	468.00	441.00	-5.77%
50 E 004 1225 2140 00 000000 0000	MEDICARE	2,665.00	3,026.00	2,517.66	-16.80%
50 E 008 1225 2140 00 000000 0000	MEDICARE	1,920.00	2,530.00	2,426.93	-4.07%
50 E 010 1225 2140 00 000000 0000	MEDICARE	2,560.00	4,540.00	4,290.97	-5.49%
<b>TOTAL</b>	<b>EMPLOYEE BENEFITS</b>	<b>40,450.00</b>	<b>47,898.00</b>	<b>40,525.45</b>	<b>-15.39%</b>
<b>READING SPECIALIST</b>					
50 E 003 1250 2140 00 000000 0000	MEDICARE	230.00	210.00	201.04	-4.27%
50 E 004 1250 2140 00 000000 0000	MEDICARE	2,835.00	2,775.00	2,666.38	-3.91%
50 E 005 1250 2140 00 000000 0000	MEDICARE	1,225.00	1,163.00	1,024.08	-11.94%
50 E 008 1250 2140 00 000000 0000	MEDICARE	2,150.00	2,045.00	2,019.54	-1.24%
50 E 010 1250 2140 00 000000 0000	MEDICARE	2,950.00	2,805.00	2,771.86	-1.18%
50 E 011 1250 2140 00 000000 0000	MEDICARE	1,470.00	1,400.00	1,110.29	-20.69%
<b>TOTAL</b>	<b>EMPLOYEE BENEFITS</b>	<b>10,860.00</b>	<b>10,398.00</b>	<b>9,793.19</b>	<b>-5.82%</b>
<b>ATHLETICS</b>					
50 E 002 1500 2120 00 000000 0000	IMRF	16,415.00	15,225.00	16,044.69	5.38%
50 E 011 1500 2120 00 000000 0000	IMRF	0.00	0.00	4.92	0.00%
50 E 002 1500 2130 00 000000 0000	FICA	18,815.00	16,180.00	15,078.26	-6.81%

50 E 003 1500 2130 00 000000 0000	FICA	0.00	100.00	237.70	137.70%
50 E 011 1500 2130 00 000000 0000	FICA	0.00	310.00	7.26	-97.66%
50 E 002 1500 2140 00 000000 0000	MEDICARE	12,345.00	10,580.00	10,187.02	-3.71%
50 E 003 1500 2140 00 000000 0000	MEDICARE	1,360.00	935.00	977.64	4.56%
50 E 011 1500 2140 00 000000 0000	MEDICARE	1,305.00	1,100.00	1,006.55	-8.50%
<b>TOTAL</b>	<b>EMPLOYEE BENEFITS</b>	<b>50,240.00</b>	<b>44,430.00</b>	<b>43,544.04</b>	<b>-1.99%</b>
<b>DRIVER'S EDUCATION</b>					
50 E 002 1730 2140 00 000000 0000	MEDICARE	1,795.00	1,715.00	1,470.13	-14.28%
<b>TOTAL</b>	<b>EMPLOYEE BENEFITS</b>	<b>1,795.00</b>	<b>1,715.00</b>	<b>1,470.13</b>	<b>-14.28%</b>
<b>ENGLISH LANGUAGE LEARNER</b>					
50 E 001 1800 2120 00 000000 0000	IMRF	4,605.00	7,480.00	6,238.69	-16.60%
50 E 001 1800 2130 00 000000 0000	FICA	2,230.00	3,567.00	2,670.03	-25.15%
50 E 001 1800 2140 00 000000 0000	MEDICARE	2,030.00	1,500.00	1,285.53	-14.30%
50 E 001 1800 2140 00 490500 0000	TITLE III MEDICARE	0.00	20.00	0.00	-100.00%
50 E 002 1800 2140 00 000000 0000	MEDICARE	1,245.00	820.00	691.12	-15.72%
50 E 003 1800 2140 00 000000 0000	MEDICARE	890.00	610.00	689.63	13.05%
50 E 004 1800 2140 00 000000 0000	MEDICARE	3,720.00	2,820.00	2,568.17	-8.93%
50 E 005 1800 2140 00 000000 0000	MEDICARE	640.00	415.00	446.19	7.52%
50 E 008 1800 2140 00 000000 0000	MEDICARE	1,985.00	1,890.00	1,751.18	-7.34%
50 E 010 1800 2140 00 000000 0000	MEDICARE	2,475.00	2,305.00	1,831.95	-20.52%
50 E 011 1800 2140 00 000000 0000	MEDICARE	2,320.00	1,160.00	951.94	-17.94%
<b>TOTAL</b>	<b>EMPLOYEE BENEFITS</b>	<b>22,140.00</b>	<b>22,587.00</b>	<b>19,124.43</b>	<b>-15.33%</b>
<b>SOCIAL WORK</b>					
50 E 004 2110 2130 00 000000 0000	FICA	0.00	0.00	558.03	0.00%
50 E 001 2110 2140 00 430000 0000	MEDICARE	195.00	170.00	191.81	12.83%
50 E 001 2110 2140 00 462000 0000	MEDICARE	0.00	20.00	0.00	-100.00%
50 E 002 2110 2140 00 000000 0000	MEDICARE	4,125.00	3,920.00	3,679.97	-6.12%
50 E 003 2110 2140 00 000000 0000	MEDICARE	1,055.00	1,005.00	795.51	-20.84%
50 E 004 2110 2140 00 000000 0000	MEDICARE	1,945.00	1,847.00	1,808.96	-2.06%
50 E 005 2110 2140 00 000000 0000	MEDICARE	970.00	946.00	852.72	-9.86%
50 E 008 2110 2140 00 000000 0000	MEDICARE	2,430.00	1,889.00	1,763.37	-6.65%
50 E 010 2110 2140 00 000000 0000	MEDICARE	1,465.00	2,310.00	2,283.40	-1.15%
50 E 011 2110 2140 00 000000 0000	MEDICARE	2,385.00	2,265.00	2,036.95	-10.07%
<b>TOTAL</b>	<b>EMPLOYEE BENEFITS</b>	<b>14,570.00</b>	<b>14,372.00</b>	<b>13,970.72</b>	<b>-2.79%</b>
<b>GUIDANCE SERVICES</b>					
50 E 002 2120 2120 00 000000 0000	IMRF	4,510.00	4,435.00	4,419.83	-0.34%
50 E 002 2120 2130 00 000000 0000	FICA	3,460.00	3,320.00	2,829.74	-14.77%
50 E 002 2120 2140 00 000000 0000	MEDICARE	5,915.00	5,600.00	5,312.04	-5.14%
<b>TOTAL</b>	<b>EMPLOYEE BENEFITS</b>	<b>13,885.00</b>	<b>13,355.00</b>	<b>12,561.61</b>	<b>-5.94%</b>
<b>HEALTH SERVICES</b>					
50 E 001 2130 2120 00 000000 0000	IMRF	2,810.00	2,763.00	2,739.14	-0.86%
50 E 002 2130 2120 00 000000 0000	IMRF	7,055.00	6,925.00	6,871.91	-0.77%
50 E 005 2130 2120 00 000000 0000	IMRF	0.00	0.00	17.47	0.00%
50 E 008 2130 2120 00 000000 0000	IMRF	3,850.00	3,780.00	3,757.13	-0.61%
50 E 010 2130 2120 00 000000 0000	IMRF	3,735.00	3,670.00	3,642.16	-0.76%
50 E 011 2130 2120 00 000000 0000	IMRF	4,045.00	3,980.00	3,951.68	-0.71%
50 E 001 2130 2130 00 000000 0000	FICA	2,155.00	2,068.00	2,092.09	1.16%
50 E 002 2130 2130 00 000000 0000	FICA	5,405.00	5,181.00	4,410.66	-14.87%
50 E 004 2130 2130 00 000000 0000	FICA	2,755.00	0.00	0.00	0.00%
50 E 005 2130 2130 00 000000 0000	FICA	0.00	0.00	10.10	0.00%
50 E 008 2130 2130 00 000000 0000	FICA	2,950.00	2,830.00	2,355.36	-16.77%
50 E 010 2130 2130 00 000000 0000	FICA	2,860.00	2,747.00	2,244.93	-18.28%
50 E 011 2130 2130 00 000000 0000	FICA	3,100.00	2,980.00	2,965.92	-0.47%
50 E 001 2130 2140 00 000000 0000	MEDICARE	1,995.00	1,606.00	1,659.83	3.35%
50 E 001 2130 2140 00 430000 0000	MEDICARE	25.00	0.00	25.52	0.00%
50 E 002 2130 2140 00 000000 0000	MEDICARE	1,265.00	1,212.00	1,031.43	-14.90%
50 E 003 2130 2140 00 000000 0000	MEDICARE	885.00	842.00	834.00	-0.95%
50 E 004 2130 2140 00 000000 0000	MEDICARE	645.00	1,147.00	1,086.39	-5.28%
50 E 005 2130 2140 00 000000 0000	MEDICARE	665.00	676.00	650.16	-3.82%
50 E 008 2130 2140 00 000000 0000	MEDICARE	690.00	662.00	550.81	-16.80%
50 E 010 2130 2140 00 000000 0000	MEDICARE	670.00	643.00	525.01	-18.35%
50 E 011 2130 2140 00 000000 0000	MEDICARE	725.00	697.00	693.67	-0.48%
<b>TOTAL</b>	<b>EMPLOYEE BENEFITS</b>	<b>48,285.00</b>	<b>44,409.00</b>	<b>42,115.37</b>	<b>-5.16%</b>
<b>PSYCHOLOGICAL SERVICES</b>					
50 E 001 2140 2130 00 000000 0000	FICA	1,116.00	0.00	0.00	0.00%
50 E 002 2140 2130 00 000000 0000	FICA	0.00	0.00	186.00	0.00%
50 E 002 2140 2140 00 000000 0000	MEDICARE	1,870.00	1,750.00	1,899.30	8.53%
50 E 003 2140 2140 00 000000 0000	MEDICARE	590.00	555.00	100.73	-81.85%
50 E 004 2140 2140 00 000000 0000	MEDICARE	1,570.00	1,480.00	1,378.44	-6.86%
50 E 005 2140 2140 00 000000 0000	MEDICARE	1,205.00	1,145.00	1,131.96	-1.14%

50 E 008 2140 2140 00 000000 0000	MEDICARE	1,420.00	1,350.00	1,328.49	-1.59%
50 E 010 2140 2140 00 000000 0000	MEDICARE	985.00	950.00	1,008.53	6.16%
50 E 011 2140 2140 00 000000 0000	MEDICARE	1,120.00	1,065.00	940.12	-11.73%
<b>TOTAL</b>	<b>EMPLOYEE BENEFITS</b>	<b>9,876.00</b>	<b>8,295.00</b>	<b>7,973.57</b>	<b>-3.87%</b>
<b>SPEECH PATHOLOGY &amp; AUDIOLOGY</b>					
50 E 002 2150 2140 00 000000 0000	MEDICARE	95.00	90.00	1,118.24	1142.49%
50 E 003 2150 2140 00 000000 0000	MEDICARE	665.00	626.00	183.20	-70.73%
50 E 004 2150 2140 00 000000 0000	MEDICARE	2,465.00	2,340.00	2,002.85	-14.41%
50 E 005 2150 2140 00 000000 0000	MEDICARE	1,140.00	1,074.00	314.03	-70.76%
50 E 008 2150 2140 00 000000 0000	MEDICARE	3,150.00	2,560.00	2,528.17	-1.24%
50 E 010 2150 2140 00 000000 0000	MEDICARE	1,465.00	2,555.00	2,305.84	-9.75%
50 E 011 2150 2140 00 000000 0000	MEDICARE	1,675.00	1,630.00	1,591.16	-2.38%
<b>TOTAL</b>	<b>EMPLOYEE BENEFITS</b>	<b>10,655.00</b>	<b>10,875.00</b>	<b>10,043.49</b>	<b>-7.65%</b>
<b>IMPROVEMENT OF INSTRUCTION</b>					
50 E 001 2210 2120 00 000000 0000	IMRF	500.00	670.00	-623.36	-193.04%
50 E 001 2210 2130 00 000000 0000	FICA	100.00	100.00	-1,454.52	-1554.52%
50 E 001 2210 2140 00 000000 0000	MEDICARE	1,885.00	950.00	1,106.87	16.51%
50 E 001 2210 2140 00 462000 0000	MEDICARE	55.00	58.00	10.58	-81.76%
50 E 001 2210 2140 00 493200 0000	TITLE II MEDICARE	70.00	170.00	69.90	-58.88%
50 E 002 2210 2140 00 322000 0000	MEDICARE	100.00	15.00	98.54	556.93%
50 E 002 2210 2140 00 323530 0000	MEDICARE	85.00	80.00	84.17	5.21%
<b>TOTAL</b>	<b>EMPLOYEE BENEFITS</b>	<b>2,795.00</b>	<b>2,043.00</b>	<b>-707.82</b>	<b>-134.65%</b>
<b>INSTRUCTION &amp; CURRICULUM DEVELOPMENT</b>					
50 E 001 2212 2120 00 000000 0000	IMRF	14,960.00	14,435.00	14,835.47	2.77%
50 E 001 2212 2130 00 000000 0000	FICA	7,245.00	6,885.00	6,752.22	-1.93%
50 E 001 2212 2140 00 000000 0000	MEDICARE	19,905.00	19,125.00	18,673.61	-2.36%
<b>TOTAL</b>	<b>EMPLOYEE BENEFITS</b>	<b>42,110.00</b>	<b>40,445.00</b>	<b>40,261.30</b>	<b>-0.45%</b>
<b>EDUCATION MEDIA SERVICES</b>					
50 E 002 2220 2120 00 000000 0000	IMRF	1,985.00	2,024.00	1,958.33	-3.24%
50 E 002 2220 2130 00 000000 0000	FICA	1,520.00	1,515.00	329.82	-78.23%
50 E 002 2220 2140 00 000000 0000	MEDICARE	1,495.00	1,440.00	1,104.57	-23.29%
50 E 003 2220 2140 00 000000 0000	MEDICARE	1,725.00	1,677.00	1,560.95	-6.92%
50 E 004 2220 2140 00 000000 0000	MEDICARE	1,175.00	1,110.00	1,073.55	-3.28%
50 E 005 2220 2140 00 000000 0000	MEDICARE	1,175.00	1,115.00	1,078.03	-3.32%
50 E 008 2220 2140 00 000000 0000	MEDICARE	865.00	823.00	816.49	-0.79%
50 E 010 2220 2140 00 000000 0000	MEDICARE	840.00	796.00	675.55	-15.13%
50 E 011 2220 2140 00 000000 0000	MEDICARE	1,050.00	1,017.00	1,146.65	12.75%
<b>TOTAL</b>	<b>EMPLOYEE BENEFITS</b>	<b>11,830.00</b>	<b>11,517.00</b>	<b>9,743.94</b>	<b>-15.40%</b>
<b>EXECUTIVE ADMINISTRATION</b>					
50 E 001 2320 2120 00 000000 0000	IMRF	26,900.00	27,804.00	28,403.22	2.16%
50 E 001 2320 2130 00 000000 0000	FICA	12,650.00	12,545.00	12,954.64	3.27%
50 E 001 2320 2140 00 000000 0000	MEDICARE	5,235.00	8,733.00	10,029.65	14.85%
50 E 001 2320 2140 00 430000 0000	MEDICARE	0.00	150.00	0.00	-100.00%
50 E 001 2320 2140 00 493200 0000	MEDICARE	0.00	57.00	0.00	-100.00%
<b>TOTAL</b>	<b>EMPLOYEE BENEFITS</b>	<b>44,785.00</b>	<b>49,289.00</b>	<b>51,387.51</b>	<b>4.26%</b>
<b>SPECIAL AREA ADMINISTRATION</b>					
50 E 001 2330 2120 00 000000 0000	IMRF	12,520.00	14,481.00	14,580.81	0.69%
50 E 001 2330 2130 00 000000 0000	FICA	3,785.00	6,707.00	6,558.76	-2.21%
50 E 001 2330 2140 00 000000 0000	MEDICARE	5,085.00	5,188.00	5,026.57	-3.11%
50 E 001 2330 2140 00 462000 0000	MEDICARE	745.00	570.00	573.87	0.68%
<b>TOTAL</b>	<b>EMPLOYEE BENEFITS</b>	<b>22,135.00</b>	<b>26,946.00</b>	<b>26,740.01</b>	<b>-0.76%</b>
<b>SUPPORT SERVICES</b>					
50 E 001 2400 2140 00 430000 0000	MEDICARE	95.00	240.00	94.75	-60.52%
<b>TOTAL</b>	<b>EMPLOYEE BENEFITS</b>	<b>95.00</b>	<b>240.00</b>	<b>94.75</b>	<b>-60.52%</b>
<b>OFFICE OF THE PRINCIPALS</b>					
50 E 002 2410 2120 00 000000 0000	IMRF	12,275.00	12,305.00	11,730.05	-4.67%
50 E 003 2410 2120 00 000000 0000	IMRF	4,575.00	4,635.00	3,906.06	-15.73%
50 E 004 2410 2120 00 000000 0000	IMRF	7,570.00	7,450.00	7,364.24	-1.15%
50 E 005 2410 2120 00 000000 0000	IMRF	3,000.00	2,950.00	2,925.04	-0.85%
50 E 008 2410 2120 00 000000 0000	IMRF	5,520.00	5,495.00	5,666.59	3.12%
50 E 010 2410 2120 00 000000 0000	IMRF	6,255.00	6,155.00	6,138.69	-0.26%
50 E 011 2410 2120 00 000000 0000	IMRF	9,010.00	8,300.00	8,276.73	-0.28%
50 E 001 2410 2130 00 000000 0000	FICA	800.00	460.00	789.58	71.65%
50 E 002 2410 2130 00 000000 0000	FICA	9,405.00	9,207.00	8,234.01	-10.57%
50 E 003 2410 2130 00 000000 0000	FICA	3,510.00	3,470.00	2,840.90	-18.13%
50 E 004 2410 2130 00 000000 0000	FICA	5,800.00	5,575.00	5,511.90	-1.13%
50 E 005 2410 2130 00 000000 0000	FICA	2,300.00	2,205.00	2,187.02	-0.82%
50 E 008 2410 2130 00 000000 0000	FICA	4,230.00	4,110.00	3,953.80	-3.80%

50 E 010 2410 2130 00 000000 0000	FICA	4,790.00	4,605.00	4,166.20	-9.53%
50 E 011 2410 2130 00 000000 0000	FICA	6,905.00	6,210.00	6,142.79	-1.08%
50 E 001 2410 2140 00 000000 0000	MEDICARE	200.00	100.00	191.48	91.48%
50 E 002 2410 2140 00 000000 0000	MEDICARE	10,820.00	10,390.00	8,649.55	-16.75%
50 E 003 2410 2140 00 000000 0000	MEDICARE	4,145.00	3,980.00	3,800.90	-4.50%
50 E 004 2410 2140 00 000000 0000	MEDICARE	4,750.00	4,525.00	4,483.10	-0.93%
50 E 005 2410 2140 00 000000 0000	MEDICARE	2,270.00	2,035.00	2,026.30	-0.43%
50 E 008 2410 2140 00 000000 0000	MEDICARE	4,260.00	4,070.00	3,964.29	-2.60%
50 E 010 2410 2140 00 000000 0000	MEDICARE	4,325.00	4,120.00	3,991.19	-3.13%
50 E 011 2410 2140 00 000000 0000	MEDICARE	6,470.00	6,065.00	6,030.77	-0.56%
<b>TOTAL</b>	<b>EMPLOYEE BENEFITS</b>	<b>123,185.00</b>	<b>118,417.00</b>	<b>112,971.18</b>	<b>-4.60%</b>
<b>DEAN</b>					
50 E 002 2490 2120 00 000000 0000	IMRF	9,375.00	9,125.00	9,028.67	-1.06%
50 E 002 2490 2130 00 000000 0000	FICA	7,185.00	6,830.00	6,742.99	-1.27%
50 E 002 2490 2140 00 000000 0000	MEDICARE	1,680.00	1,597.00	1,576.99	-1.25%
<b>TOTAL</b>	<b>EMPLOYEE BENEFITS</b>	<b>18,240.00</b>	<b>17,552.00</b>	<b>17,348.65</b>	<b>-1.16%</b>
<b>DIRECTION OF BUSINESS SUPPORT</b>					
50 E 001 2510 2120 00 000000 0000	IMRF	10,855.00	10,474.00	10,162.04	-2.98%
50 E 001 2510 2130 00 000000 0000	FICA	5,105.00	4,851.00	6,622.81	36.52%
50 E 001 2510 2140 00 000000 0000	MEDICARE	1,195.00	1,135.00	1,548.83	36.46%
<b>TOTAL</b>	<b>EMPLOYEE BENEFITS</b>	<b>17,155.00</b>	<b>16,460.00</b>	<b>18,333.68</b>	<b>11.38%</b>
<b>FISCAL SERVICES</b>					
50 E 001 2520 2120 00 000000 0000	IMRF	61,290.00	59,135.00	54,935.42	-7.10%
50 E 001 2520 2130 00 000000 0000	FICA	28,825.00	27,390.00	24,923.03	-9.01%
50 E 001 2520 2140 00 000000 0000	MEDICARE	8,630.00	8,199.00	6,970.64	-14.98%
<b>TOTAL</b>	<b>EMPLOYEE BENEFITS</b>	<b>98,745.00</b>	<b>94,724.00</b>	<b>86,829.09</b>	<b>-8.33%</b>
<b>OPERATIONS &amp; MAINTENANCE</b>					
50 E 001 2540 2120 00 000000 0000	IMRF	88,515.00	86,650.00	80,758.54	-6.80%
50 E 002 2540 2120 00 000000 0000	IMRF	37,335.00	33,095.00	34,016.31	2.78%
50 E 003 2540 2120 00 000000 0000	IMRF	10,895.00	10,665.00	10,667.69	0.03%
50 E 004 2540 2120 00 000000 0000	IMRF	13,035.00	12,760.00	12,156.49	-4.73%
50 E 005 2540 2120 00 000000 0000	IMRF	6,860.00	6,715.00	6,840.83	1.87%
50 E 008 2540 2120 00 000000 0000	IMRF	14,310.00	15,535.00	14,138.95	-8.99%
50 E 010 2540 2120 00 000000 0000	IMRF	13,780.00	13,450.00	13,542.54	0.69%
50 E 011 2540 2120 00 000000 0000	IMRF	20,910.00	20,480.00	20,513.76	0.16%
50 E 001 2540 2130 00 000000 0000	FICA	62,435.00	59,825.00	58,273.46	-2.59%
50 E 002 2540 2130 00 000000 0000	FICA	26,215.00	24,765.00	24,341.98	-1.71%
50 E 003 2540 2130 00 000000 0000	FICA	8,350.00	7,985.00	7,557.15	-5.36%
50 E 004 2540 2130 00 000000 0000	FICA	9,990.00	9,550.00	8,884.32	-6.97%
50 E 005 2540 2130 00 000000 0000	FICA	5,255.00	5,025.00	4,645.63	-7.55%
50 E 008 2540 2130 00 000000 0000	FICA	10,965.00	11,625.00	10,890.47	-6.32%
50 E 010 2540 2130 00 000000 0000	FICA	10,560.00	10,065.00	9,887.75	-1.76%
50 E 011 2540 2130 00 000000 0000	FICA	16,025.00	15,325.00	14,972.06	-2.30%
50 E 001 2540 2140 00 000000 0000	MEDICARE	14,600.00	13,990.00	13,628.47	-2.58%
50 E 002 2540 2140 00 000000 0000	MEDICARE	6,130.00	5,795.00	5,692.70	-1.77%
50 E 003 2540 2140 00 000000 0000	MEDICARE	1,955.00	1,870.00	1,767.45	-5.48%
50 E 004 2540 2140 00 000000 0000	MEDICARE	2,335.00	2,235.00	2,077.93	-7.03%
50 E 005 2540 2140 00 000000 0000	MEDICARE	1,230.00	1,175.00	1,086.47	-7.53%
50 E 008 2540 2140 00 000000 0000	MEDICARE	2,565.00	2,720.00	2,547.06	-6.36%
50 E 010 2540 2140 00 000000 0000	MEDICARE	2,470.00	2,355.00	2,312.55	-1.80%
50 E 011 2540 2140 00 000000 0000	MEDICARE	3,750.00	3,585.00	3,501.43	-2.33%
<b>TOTAL</b>	<b>EMPLOYEE BENEFITS</b>	<b>390,470.00</b>	<b>377,240.00</b>	<b>364,701.99</b>	<b>-3.32%</b>
<b>TRANSPORTATION</b>					
50 E 001 2550 2120 00 000000 0000	IMRF	211,600.00	206,650.00	213,373.67	3.25%
50 E 001 2550 2130 00 000000 0000	FICA	146,440.00	155,710.00	158,308.56	1.67%
50 E 001 2550 2140 00 000000 0000	MEDICARE	34,250.00	36,420.00	37,024.04	1.66%
<b>TOTAL</b>	<b>EMPLOYEE BENEFITS</b>	<b>392,290.00</b>	<b>398,780.00</b>	<b>408,706.27</b>	<b>2.49%</b>
<b>FOOD SERVICES</b>					
50 E 001 2560 2120 00 000000 0000	IMRF	9,870.00	9,522.00	8,786.11	-7.73%
50 E 002 2560 2120 00 000000 0000	IMRF	15,100.00	14,945.00	12,978.57	-13.16%
50 E 003 2560 2120 00 000000 0000	IMRF	4,195.00	5,359.00	5,275.52	-1.56%
50 E 004 2560 2120 00 000000 0000	IMRF	4,890.00	4,757.00	4,794.31	0.78%
50 E 005 2560 2120 00 000000 0000	IMRF	2,695.00	2,692.00	2,704.91	0.48%
50 E 008 2560 2120 00 000000 0000	IMRF	4,350.00	4,225.00	4,253.65	0.68%
50 E 010 2560 2120 00 000000 0000	IMRF	4,855.00	4,724.00	4,468.54	-5.41%
50 E 011 2560 2120 00 000000 0000	IMRF	4,145.00	7,728.00	6,916.60	-10.50%
50 E 001 2560 2130 00 000000 0000	FICA	4,640.00	4,410.00	5,746.23	30.30%
50 E 002 2560 2130 00 000000 0000	FICA	11,570.00	11,184.00	8,903.53	-20.39%
50 E 003 2560 2130 00 000000 0000	FICA	3,215.00	4,010.00	3,959.25	-1.27%
50 E 004 2560 2130 00 000000 0000	FICA	3,750.00	3,560.00	3,598.43	1.08%

50 E 005 2560 2130 00 000000 0000	FICA	2,065.00	2,014.00	2,030.20	0.80%
50 E 008 2560 2130 00 000000 0000	FICA	3,335.00	3,162.00	3,192.51	0.96%
50 E 010 2560 2130 00 000000 0000	FICA	3,725.00	3,535.00	3,352.82	-5.15%
50 E 011 2560 2130 00 000000 0000	FICA	3,180.00	5,783.00	5,170.14	-10.60%
50 E 001 2560 2140 00 000000 0000	MEDICARE	1,085.00	1,032.00	1,343.83	30.22%
50 E 002 2560 2140 00 000000 0000	MEDICARE	2,705.00	2,616.00	2,082.22	-20.40%
50 E 003 2560 2140 00 000000 0000	MEDICARE	755.00	938.00	926.00	-1.28%
50 E 004 2560 2140 00 000000 0000	MEDICARE	875.00	833.00	841.68	1.04%
50 E 005 2560 2140 00 000000 0000	MEDICARE	485.00	471.00	474.87	0.82%
50 E 008 2560 2140 00 000000 0000	MEDICARE	780.00	740.00	746.67	0.90%
50 E 010 2560 2140 00 000000 0000	MEDICARE	870.00	830.00	784.11	-5.53%
50 E 011 2560 2140 00 000000 0000	MEDICARE	745.00	1,353.00	1,209.15	-10.63%
<b>TOTAL</b>	<b>EMPLOYEE BENEFITS</b>	<b>93,880.00</b>	<b>100,423.00</b>	<b>94,539.85</b>	<b>-5.86%</b>
<b>COMMUNICATION SERVICES</b>					
50 E 001 2630 2140 00 000000 0000	MEDICARE	1,440.00	1,367.00	1,362.15	-0.35%
50 E 001 2630 2120 00 430000 0000	TITLE I IMRF	1,200.00	2,100.00	1,213.71	-42.20%
50 E 001 2630 2130 00 430000 0000	TITLE I FICA	500.00	945.00	542.84	-42.56%
50 E 001 2630 2140 00 430000 0000	TITLE I MEDICARE	125.00	220.00	126.93	-42.30%
<b>TOTAL</b>	<b>EMPLOYEE BENEFITS</b>	<b>3,265.00</b>	<b>4,632.00</b>	<b>3,245.63</b>	<b>-29.93%</b>
<b>COMPUTER EDUCATION SERVICES</b>					
50 E 001 2660 2120 00 000000 0000	IMRF	66,970.00	64,967.00	62,912.54	-3.16%
50 E 001 2660 2130 00 000000 0000	FICA	42,835.00	40,700.00	41,101.78	0.99%
50 E 001 2660 2140 00 000000 0000	MEDICARE	10,020.00	9,520.00	9,612.48	0.97%
<b>TOTAL</b>	<b>EMPLOYEE BENEFITS</b>	<b>119,825.00</b>	<b>115,187.00</b>	<b>113,626.80</b>	<b>-1.35%</b>
<b>GRAND TOTALS</b>	<b>IMRF/SS FUND</b>	<b>2,113,509.00</b>	<b>2,029,017.00</b>	<b>1,976,410.29</b>	<b>-2.59%</b>
<b>CAPITAL PROJECTS FUND (FUND 60)</b>					
60 R 000 1930 0000 00 000000 0000	IMPACT FEES	500,000.00	783,875.00	417,522.63	-46.74%
60 R 001 1510 0000 00 000000 0000	INTEREST - SWEEP ACCOUNT	92,000.00	92,000.00	137,452.97	49.41%
<b>TOTAL</b>	<b>REVENUE FROM LOCAL SOURCES</b>	<b>592,000.00</b>	<b>875,875.00</b>	<b>554,975.60</b>	<b>-36.64%</b>
<b>GRAND TOTALS</b>	<b>REVENUE FROM ALL SOURCES</b>	<b>592,000.00</b>	<b>875,875.00</b>	<b>554,975.60</b>	<b>-36.64%</b>
60 E 001 2530 5400 00 000000 0000	CAPITAL OUTLAY	590,000.00	875,000.00	309,919.23	-64.58%
<b>TOTAL</b>	<b>CAPITAL OUTLAYS</b>	<b>590,000.00</b>	<b>875,000.00</b>	<b>309,919.23</b>	<b>-64.58%</b>
<b>GRAND TOTALS</b>	<b>CAPITAL PROJECTS FUND</b>	<b>590,000.00</b>	<b>875,000.00</b>	<b>309,919.23</b>	<b>-64.58%</b>
<b>WORKING CASH FUND (FUND 70)</b>					
70 R 000 1115 0000 00 000000 0000	TAXES, EARLY	58,300.00	53,799.00	55,743.01	3.61%
70 R 001 1115 0000 00 000000 0000	TAXES, BUDGET YEAR	53,100.00	51,492.00	51,418.50	-0.14%
70 R 001 1510 0000 00 000000 0000	INTEREST - SWEEP ACCOUNT	70,000.00	70,000.00	134,600.20	92.29%
70 R 003 1510 0000 00 000000 0000	INTEREST - DISTRIBUTION ON TAXES	200.00	65.00	223.24	243.45%
<b>TOTAL</b>	<b>REVENUE FROM LOCAL SOURCES</b>	<b>181,600.00</b>	<b>175,356.00</b>	<b>241,984.95</b>	<b>38.00%</b>
<b>GRAND TOTALS</b>	<b>WORKING CASH FUND</b>	<b>181,600.00</b>	<b>175,356.00</b>	<b>241,984.95</b>	<b>38.00%</b>
<b>TORT FUND (FUND 80)</b>					
80 R 000 1120 0000 00 000000 0000	TAXES, EARLY	531,400.00	534,811.00	506,915.08	-5.22%
80 R 001 1120 0000 00 000000 0000	TAXES, BUDGET YEAR	482,200.00	512,000.00	511,029.84	-0.19%
80 R 001 1510 0000 00 000000 0000	INTEREST - SWEEP ACCOUNT	19,000.00	19,000.00	33,710.67	77.42%
80 R 000 1950 0000 00 000000 0000	REFUND PRIOR YEAR EXPENDITURE	10,000.00	20,000.00	0.00	-100.00%
<b>GRAND TOTALS</b>	<b>REVENUE FROM LOCAL SOURCES</b>	<b>1,042,600.00</b>	<b>1,085,811.00</b>	<b>1,051,655.59</b>	<b>-3.15%</b>
80 E 001 2362 3820 00 000000 0000	WORKER'S COMPENSATION INSURANCE	230,000.00	166,116.00	30,878.05	-81.41%
80 E 001 2363 3830 00 000000 0000	UNEMPLOYMENT INSURANCE	5,000.00	5,000.00	2,258.28	-54.83%
80 E 001 2369 3180 00 000000 0000	LEGAL SERVICES	325,000.00	220,000.00	327,630.55	48.92%
80 E 001 2371 3840 00 000000 0000	PROPERTY INSURANCE	810,000.00	793,500.00	777,916.20	-1.96%
<b>TOTAL</b>	<b>PURCHASED SERVICES</b>	<b>1,370,000.00</b>	<b>1,184,616.00</b>	<b>1,138,683.08</b>	<b>-3.88%</b>
<b>GRAND TOTALS</b>	<b>TORT FUND</b>	<b>1,370,000.00</b>	<b>1,184,616.00</b>	<b>1,138,683.08</b>	<b>-3.88%</b>

**Central Community School District 301**  
**Budget Summary for Fiscal Year 2025-2026**

<b>Fund</b>	<b>Fund Description</b>	<b>Beginning Fund Balance</b>	<b>Projected Revenue</b>	<b>Projected Expenditure</b>	<b>Projected FY26 Fund Balance</b>
10	Education	\$ 26,410,216	\$ 66,518,509	\$ 68,195,210	\$ 24,733,515
20	Operations & Maintenance	\$ 5,807,529	\$ 11,595,700	\$ 11,297,684	\$ 6,105,545
30	Debt Service, Bond & Interest	\$ 6,342,909	\$ 6,215,055	\$ 9,905,725	\$ 2,652,239
40	Transportation	\$ 8,263,002	\$ 6,431,210	\$ 6,498,215	\$ 8,195,997
50	IMRF/SS/Medicare	\$ 3,433,687	\$ 2,112,620	\$ 2,113,509	\$ 3,432,798
60	Capital Projects	\$ 5,489,034	\$ 592,000	\$ 590,000	\$ 5,491,034
70	Working Cash	\$ 3,250,257	\$ 181,600	\$ -	\$ 3,431,857
80	Tort	\$ 459,749	\$ 1,042,600	\$ 1,370,000	\$ 132,349
<b>Total All Funds</b>		<b>\$ 59,456,383</b>	<b>\$ 94,689,294</b>	<b>\$ 99,970,343</b>	<b>\$ 54,175,334</b>

**FY 2026  
Final Budget  
Presentation**

**Daina Pflug  
Business Manager**

**September 15, 2025**



**CENTRAL**  
SCHOOL DISTRICT 301

# 2024-2025 Budget Review

Revenues exceeded expenditures in all funds except the O&M and Tort funds

- These deficits were intentional to reduce fund balances in these funds

Positive fund balances in all funds at the start of FY26

- These reserves will help cover deficits over the next years with capital projects and state funding prorations

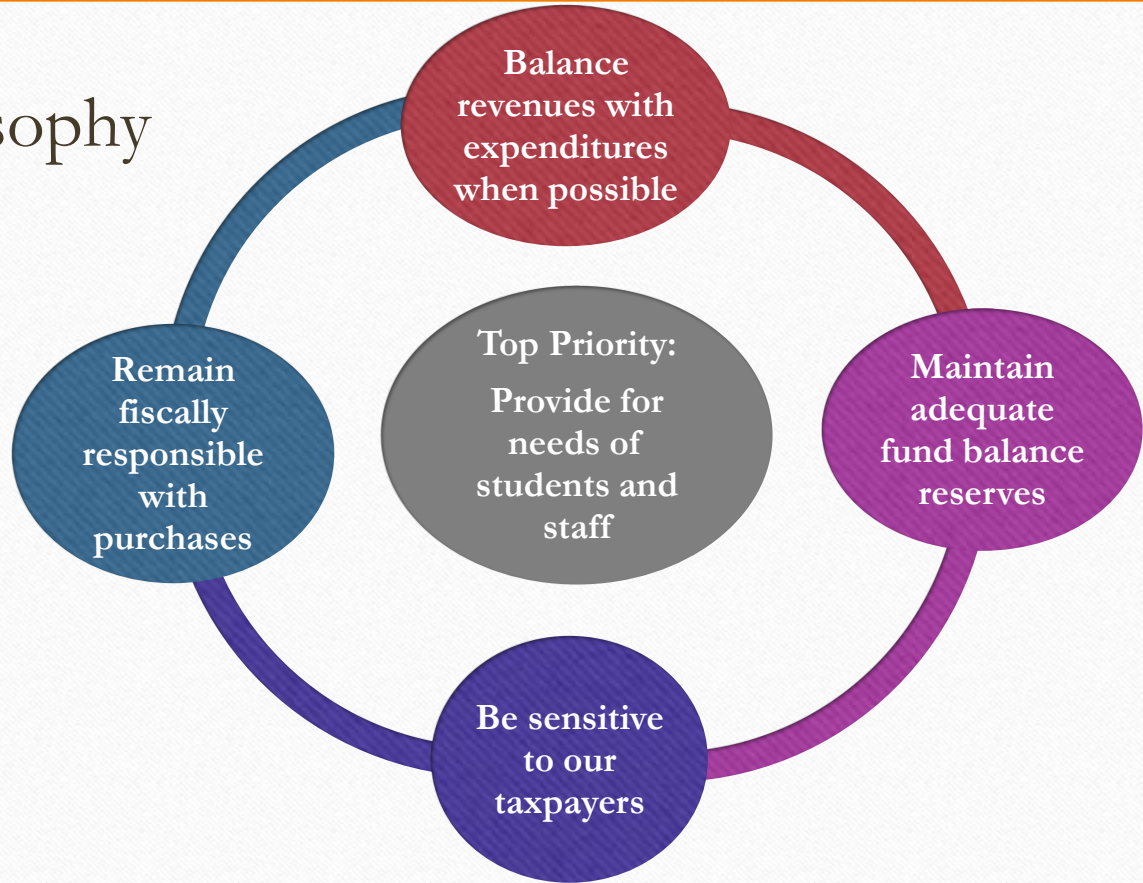
Major capital projects

- Central High School 20 classroom addition
- Prairie Knolls MS, Prairie View GS paving
- Generators

Capitalized on annual renewal payments

- Paid for some FY26 supplies in FY25
- Paid technology equipment, software, tuition and curriculum renewals in advance

# Budgeting Philosophy



# Budgeting Considerations

Local property taxes are the primary source of revenues

State revenues are critical  
Evidence-Based Funding (EBF)

Salaries and Benefits are largest expenditures

Support instructional and curriculum needs

Address major capital improvement projects

Cover routine operating costs increases

# Sources of Revenues



## Local Revenues

Property Taxes  
Registration Fees  
Technology Fees  
Lunches  
Athletics  
Transition Fees  
Impact Fees



## State Revenues

Evidence-Based  
Funding  
Career and Tech Ed  
Drivers Ed  
Transportation  
(Regular and Special Ed)  
Special Education  
• Private Facility  
• Orphanage



## Federal Revenues

National School Lunch  
Title I, II, III, IV Grants  
Special Ed IDEA Grants  
• IDEA Flow Through  
• IDEA Preschool  
Medicaid  
Perkins IV

# Revenue Assumptions

Local Taxes	Evidence-Based Funding	State Categoricals	Impact Fees	Transition Fees
Fall 50% Tax Distribution	Projected at \$16,014,069 for FY26	Projected to be delayed one payment at end of FY25	Projected at \$1,013,225	Projected at \$10,000
Projected 50% Spring Tax Distribution	New tier funds of \$1,248,381	FY25 Received 4 payments. One from FY24 and 3 for FY25	Last year received \$933,648	Last year received \$5,700
Total local taxes approx. \$64.8 million including Bond & Interest	Tier 1 in the EBF calculations	Budgeted for 1 from FY25 and 3 for FY26	Dependent on new housing permits	

# Expenditure Objects

Salaries

Benefits

Purchase  
Services

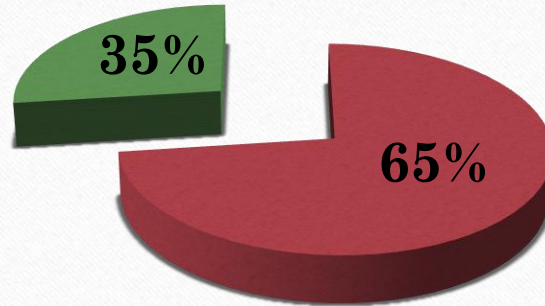
Supplies

Capital  
Outlays

Dues &  
Fees

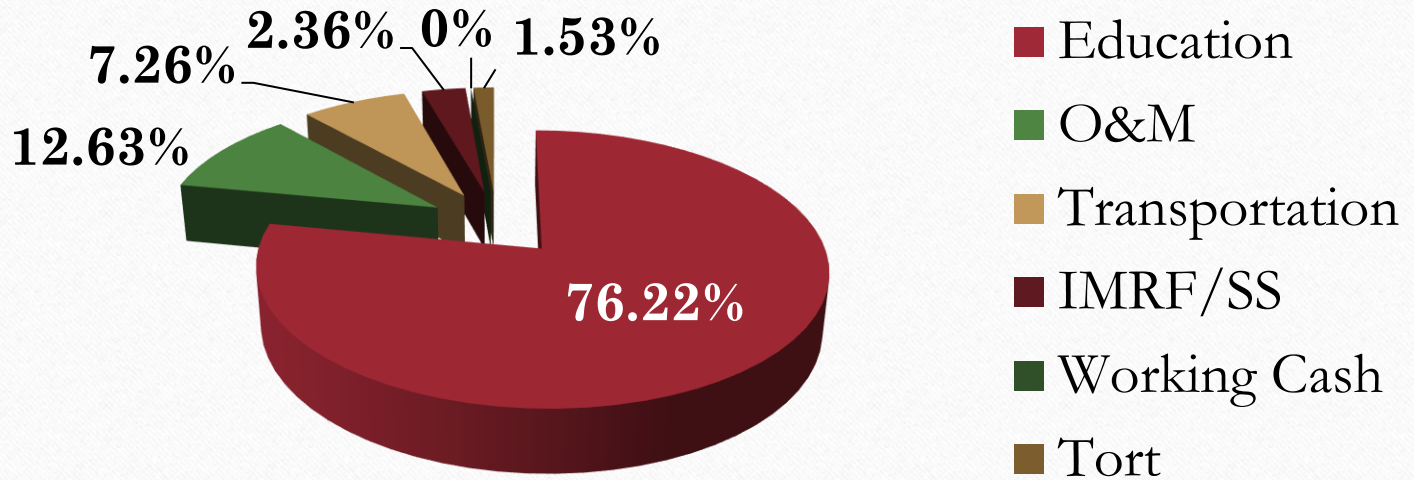
Non-Capital  
Outlays

# Approximate Expenditures for All Operating Funds



- Salaries & Benefits
- All Other Sources

# Total Operating Expenditures by Fund FY26



# Expenditure Assumptions



## Salaries and Benefits

Adjusted for BEST/CEA salaries from contracts

Adjusted for benefits cost increases



## Staffing/FTEs

Adjusted for staff changes and additional FTEs



## Capital Improvement Projects

Howard B. Thomas roof  
Country Trails mobile  
Central High School track



## Increased Costs

Special Ed Tuition  
Bus Fuel, Bus Leases  
Utilities  
Property Insurance  
Curriculum  
Technology

# Expenditure Item 2025-2026

## Key Components - Education Fund

<b>Elementary Classroom Salaries</b>	<b>7,757,190</b>
<b>Middle School Classroom Salaries</b>	<b>4,736,176</b>
<b>High School Classroom Salaries</b>	<b>6,197,005</b>
<b>Total Education Fund All Salaries</b>	<b>38,107,294</b>

## Key Components - Education Fund

<b>Expenditure Item</b>	<b>2025-2026</b>
<b>Total Athletics</b>	<b>1,662,575</b>
<b>Total Food Service</b>	<b>1,900,232</b>
<b>Special Ed Tuition</b>	<b>8,495,000</b>
<b>Technology Budget</b>	<b>3,149,480</b>
<b>Total Education Expenditures</b>	<b>68,195,210</b>

## Key Components - O&M Fund

<b>Expenditure Item</b>	<b>2025-2026</b>
<b>Custodial, Maintenance, Grounds Salaries</b>	<b>2,517,711</b>
<b>Purchased Services</b>	<b>1,642,150</b>
<b>Supplies</b>	<b>2,153,700</b>
<b>Capital Outlay</b>	<b>3,795,000</b>
<b>Total O&amp;M Expenditures</b>	<b>11,297,684</b>

## Key Components - Transportation Fund

<b>Expenditure Item</b>	<b>2025-2026</b>
<b>Salaries</b>	<b>2,719,945</b>
<b>Bus Leases</b>	<b>2,550,000</b>
<b>Fuel</b>	<b>460,000</b>
<b>Contingency</b>	<b>50,000</b>
<b>Total Transportation Expenditures</b>	<b>6,498,215</b>

## Key Components - Remaining Funds

<b>Expenditure Item</b>	<b>2025-2026</b>
<b>Debt Service (Bonds, Debt Certificates)</b>	<b>9,905,725</b>
<b>IMRF, Social Security, Medicare</b>	<b>2,113,509</b>
<b>Capital Projects Fund</b>	<b>590,000</b>
<b>Working Cash</b>	<b>0</b>
<b>Tort (Property Insurance, Legal, Unemployment, Worker Comp)</b>	<b>1,370,000</b>

## FY26 Fund Summary

Fund	Projected Revenues	Projected Expenditures	Difference
Education (no TRS)	\$ 66,518,509	\$ 68,195,210	\$ (1,676,701)
O&M	\$ 11,595,700	\$ 11,297,684	\$ 298,016
Transportation	\$ 6,431,210	\$ 6,498,215	\$ (67,005)
IMRF/Social Security	\$ 2,112,620	\$ 2,113,509	\$ (889)
Capital Projects	\$ 592,000	\$ 590,000	\$ 2,000
Working Cash	\$ 181,600	\$ -	\$ 181,600
Tort	\$ 1,042,600	\$ 1,370,000	\$ (327,400)

## Projected Balances FY26

Fund	7/1/25 Unaudited Fund Balance	FY26 Budget Revenues +/- Expenditures	6/30/26 Projected Fund Balance
Education	26,410,216	(1,676,701)	24,733,515
O&M	5,807,529	298,016	6,105,545
Debt Service	6,342,909	(3,690,670)	2,652,239
Transportation	8,263,002	(67,005)	8,195,997
IMRF/SS	3,433,687	(889)	3,432,798
Capital Projects	5,489,034	2,000	5,491,034
Working Cash	3,250,257	181,600	3,431,857
Tort	459,749	(327,400)	132,349

# Future Issues and Concerns



**Future costs with increasing enrollments**

**Staffing-FTE increases**  
**Building capacities maxed out, mobiles**  
**Increased special education tuition costs**  
**Transportation parking hub-more buses**



**Future increase in costs related to economic factors**

**Staffing shortage in some departments**  
**Increased costs on supplies, services, fuel, food, insurance**



**State of Illinois fiscal problems**

**Delayed and prorated payments**  
**PTELL Reform-Limits new construction to 50% of assessed value**  
**Property tax freeze with 0% CPI**



**ESSA curriculum requirements and legal mandates**

**High School requirements**  
**College and Career Readiness Indicators**

# Questions?



## MEMORANDUM

FROM: Curtis Price, Assistant Athletic/Activities Director  
TO: District 301 Board of Education  
DATE: September 11, 2025  
RE: FFA Chapter Overnight Convention Trip Oct. 29-31st

---

Our FFA Sponsors Mr. Robinson & Mr. Dalen are requesting to take the Central FFA chapter to the 98th National FFA Convention in Indianapolis, Indiana. The students participate in competition, there is also recognition, as well as a college and career fair for them as well.

Students attending will be finalized by week 9/15/25.

### **Itinerary:**

#### **Wednesday October 29th**

- Leave 8:00am from DeKalb High School
- 501 W Dresser Rd, DeKalb, IL 60115
- ALL TIMES BELOW ARE IN EASTERN STANDARD TIME*
- Stop for Lunch along the way (bring money for lunch)
- Arrive at Lucas Oil Stadium: 12:30pm
- Opening General Session 1A - 3:30pm
- Depart from Lucas Oil Stadium - 6:00pm
- FFA Concert (Ella Langley) at Gainbridge Field House - 7:30pm
  - 125 S Pennsylvania Ave, Indianapolis, IN
- Arrive at Hotel (Country Inn & Suites- Greenfield, IN) - 10:00pm
  - 2070 N State St, Greenfield, IN 46140

#### **Thursday October 30th**

- Depart from Hotel - 8am
- Arrive at Convention Center - 8:30am
  - Leadership Workshop and College & Career Expo Time
- Depart for Tour at Indianapolis Speedway - 2:00pm
- Section Dinner at Dave and Buster's 6:00pm- 8:00pm
  - Greenwood, IN
- Depart for Hotel - 8:00pm



### **Friday October 31st**

- Depart from Hotel - 7:15am
- Fourth General Session - 8:00am
- Depart for Tour and then Lunch- 10:30am
- Approximate Departure for Home 12:00pm
- Approximate Arrival at Dekalb High School - 4:00pm

### **National Convention Information**

#### **Travel Information**

We will be traveling to and from convention by bus. Only schools from our FFA section (Section 6 FFA) will be traveling (Central, Sycamore, Hiawatha, Kaneland, Marengo, DeKalb, etc.) There will also be 15 agriculture teachers, including 2 from Central, attending this trip to help supervise.

#### **Tentative Costs for Convention**

\$375 – Covers transportation, registration, lodging, all tours, & 1 Dinner (See Section Dinner at Dave & Busters on the Agenda). You will need to bring extra money for meals not included above and if you plan to buy any souvenirs. The Central FFA Alumni has reduced the overall cost to attend by generously donating funds to help cover a significant portion of the expenses listed earlier for each convention attendee.

**\*\*Checks can be made out to CHS (\$375 which covers everything listed above including 1 meal; all other meals will be paid for by the student)**

**\*\*CHECKS ARE DUE MONDAY, SEPTEMBER 29, 2025\*\***

Lucas Oil Stadium and Indianapolis Convention Center have moved to cashless facilities, which means that you will need a card or other digital means to pay for any food or souvenirs. They do have reverse cash machines that allow you to load a prepaid debit card to use, but those machines are limited in quantity so it is recommended that you make the necessary arrangements before the trip.

#### **Hotel Information**

Country Inn & Suites  
2070 N State St.  
Greenfield, IN 46140  
Phone: 317-467-0999

**Official Dress** – Each student will need to have the following listed below in order to attend the convention. A chapter FFA jacket will be provided if the student does not currently have one and does not plan to purchase one.

- Official FFA Jacket (will be provided unless you want your own for an extra purchase)
- Black dress pants or black skirt around knee length
- Black dress shoes Men/Women
- Black socks or black pantyhose
- White dress shirt/blouse



- FFA tie or scarf (will be provided)

**\*\*Official dress will be worn during the convention sessions. Casual attire will be worn for all other activities such as tours, etc.\*\***

Please let me know if you have any questions or concerns. We can be reached by cell phone at 217-820-2195 or email at [ryan.robinson@central301.net](mailto:ryan.robinson@central301.net) or [ryan.dalen@central301.net](mailto:ryan.dalen@central301.net).



## MEMORANDUM

FROM: Mike Sitter, Athletic/Activities Director  
TO: District 301 Board of Education  
DATE: September 15, 2025  
RE: Cross Country Overnight Peoria Trip Sept. 12-13

---

Our Cross Country Head Track Coach, Mr. Vince Neil, & his coaching staff are requesting to take athletes overnight to Peoria for the Peoria First to the Finish Invite event. They will be traveling by yellow school bus.

Below is our itinerary for the Peoria First to the Finish Invite weekend. This event is one of the premiere meets in the entire state of Illinois. The invitational is run on the state meet course so we will model the state schedule during our trip. If you have any questions or concerns, please contact Vince Neil @ 847-924-8625, or [Vince.neil@central301.net](mailto:Vince.neil@central301.net).

### **Hotel Info**

Pere Marquette by Marriott  
501 Main Street  
Peoria, Illinois 61602  
Phone: (309) 637-6500

### **Friday, September 12**

- Depart from School @ 12:15
- Arrive to Course @ 3:00
- Hotel Check In @ 5:00
- Team Dinner with Jacobs & Johnsburg @ Avantis @ 7:00  
Lights Out @ 9:00



### **Saturday, September 13**

- Breakfast in Lobby Restaurant @ 6:30
- Depart for Course @ 7:20
- Open Girls All Classes @ 10:40 (unlimited entries)
- Open Boys All Classes @ 11:20 (unlimited entries)
- Girls Class 3A Race @ 12:00 (Limited to 10 entries)
- Boys Class 3A Race @ 12:40 (Limited to 10 entries)
- Team Lunch Before we Return @ 2:30
- Depart for CHS @ 4:00
- Return Home @ 6:30

**Note:** Our team fundraiser provides all meals and rooming for the competing athletes, coaches, and bus driver. All additional costs throughout the trip should be paid by the individual. Tee-shirts and/or shopping items should be paid for by the individual.

**Additional Note:** The First to the Finish Invite will have a ton of souvenirs and tee-shirts available to purchase at the meet, so come prepared with extra spending money if you would like a shirt, hat, gloves, etc.

Central Community Unit School District 301 | 275 South St. PO Box 369 | Burlington, IL 60109 | p. 847-464-6005 | f. 847-464-6021



## MEMORANDUM

TO: Board of Education, Dr. Kyle Schumacher, and Tim Kilrea, Co-Interim Superintendents

FROM: Dan Polowy, Facilities Director

DATE: September 15, 2025

RE: Electricity Auction Qualifying Round Results

---

The District's current electricity supply contract expires in November 2025. Given the increase in energy prices and current market climate, the District is seeking ways to mitigate further cost increases and provide budget certainty for the District's energy costs. Therefore, Central CUSD 301 is seeking approval to utilize a live reverse auction for the purchase of electricity.

Nania Energy Advisors has acted as Central CUSD 301's energy consultant since 2020, helping the District secure favorable natural gas and electricity rates long-term for significant cost avoidance over the term of the agreements. Nania Energy Advisors has provided expertise and market monitoring for Central CUSD 301, and informed District administrators of both opportunities and threats in the energy marketplace that could affect our energy costs.

Nania Energy Advisors completed the sealed qualifying round of electricity supply rates with registered retail energy suppliers on September 8, 2025. The purpose of this qualifying round was to (1) qualify responsive and responsible suppliers who can meet all RFP parameters and (2) establish the thresholds for acceptable results from the upcoming live reverse auction. Results from the qualifying round were between .07/kwh and .10/kwh and represent the lowest bids for each term, plus 10% to allow for market movement only in the threshold approval. For reference, our current rate is .0709/kWh.

We respectfully recommend the Board of Education for Central CUSD 301 to authorize district administration to execute an electricity supply contract for a term not to exceed 5 years following the live reverse auction, so long as the rates received fall below the max approved auction thresholds of .10/kwh. Final auction results will be shared at the October board meeting.



# Electricity Auction Qualifying Round Results

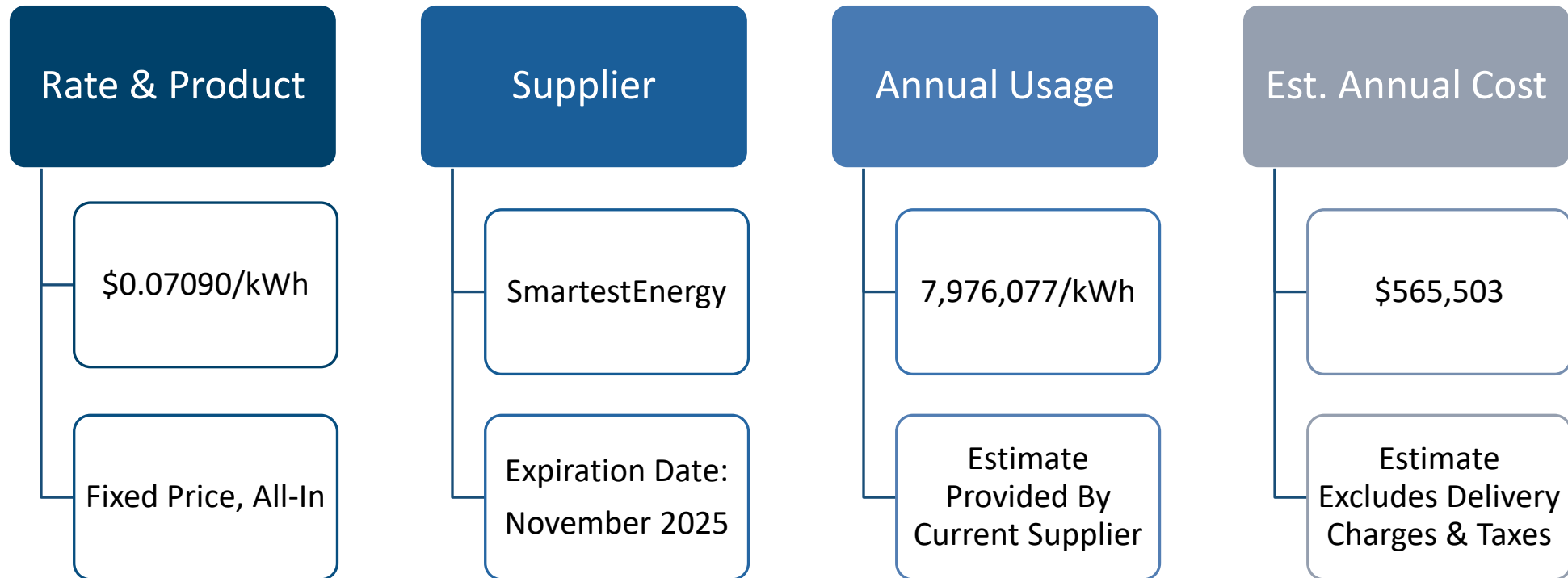
Central CUSD 301

Presenter: Becky Thompson



# Current Electric Contract

---



# Qualifying RFP Results & Auction Thresholds

Fixed Energy, Pass-Through Capacity & Transmission	1-Year Term Nov '25-Nov '26	2-Year Term Nov '25-Nov '27	3-Year Term Nov '25-Nov '28	4-Year Term Nov '25-Nov '29	5-Year Term Nov '25-Nov '30
Sealed Qualifying RFP Results	\$0.06385	\$0.06423	\$0.06440	\$0.06460	\$0.06495
Max. Auction Approved Threshold	\$0.07024	\$0.07065	\$0.07084	\$0.07106	\$0.07145
Est. Annual Cost of RFP Result	\$517,313	\$520,391	\$521,769	\$523,389	\$526,225
% Variance vs. Current Rate	7%	8%	8%	9%	9%
Annual Cost Variance vs. Current	\$35,082	\$38,160	\$39,538	\$41,158	\$43,994

**Additional Notes:** This is a comparison against the current rate, excluding costs for capacity and transmission. In this product, costs for capacity and transmission will be passed-through monthly without markup. Estimates for actual total budget impact can be seen on the slide for Fixed, All-In pricing. Auction thresholds are established by allowing for up to 10% market movement on the low-bid RFP received from the qualifying round on September 8, 2025. Prices are indicative of current market and establish a baseline for approval for the live auction. They do not indicate the exact contracted price and/or exact results of a live auction. \*\*All pricing includes 45-day payment terms.

# Qualifying RFP Results & Auction Thresholds

100% Fixed, All-In Electricity	1-Year Term Nov '25-Nov '26	2-Year Term Nov '25-Nov '27	3-Year Term Nov '25-Nov '28	4-Year Term Nov '25-Nov '29	5-Year Term Nov '25-Nov '30
Sealed Qualifying RFP Results	\$0.08706	\$0.08538	\$0.08285	\$0.08162	\$0.08189
Max. Auction Approved Threshold	\$0.09577	\$0.09392	\$0.09114	\$0.08978	\$0.09008
Est. Annual Cost of RFP Result	\$694,397	\$680,997	\$660,818	\$651,007	\$653,161
% Variance vs. Current	23%	20%	17%	15%	16%
Annual Cost Variance vs. Current	\$128,893	\$115,494	\$95,314	\$85,504	\$87,657

**Additional Notes: This product mirrors the current fixed, all-in rate.** Auction thresholds are established by allowing for up to 10% market movement on the low-bid RFP rates received from the qualifying round on September 8, 2025. Prices are indicative of current market and establish a baseline for approval for the live auction. They do not indicate the exact contracted price and/or exact results of a live auction. \*\*All pricing includes 45-day payment terms.



# Next Steps



# Next Steps

---



## Approval

Consent to run a live reverse auction for electricity and authorize Central CUSD 301 Administration to sign a new agreement if conditions are favorable.



## Execution

Schedule and run live reverse auction for September 2025, accept/sign new electricity supply agreement following auction if thresholds are met, provide board with summary of results at the October 2025 BOE meeting,



Questions?

Becky Thompson

630-225-4561

[bthompson@naniaenergy.com](mailto:bthompson@naniaenergy.com)

WE GET



ENERGY

Nania Energy Advisors

## MEMORANDUM

FROM: Stephen Buchs, Director of Curriculum 6-12

TO: District 301 Board of Education, Dr. Tim Kilrea and Dr. Kyle Schumacher, Interim  
-Superintendents

DATE: Sept. 10, 2025

RE: Textbook Adoption for MS Math 6-8 - \$132,876.63

---

### MATERIALS:

- McGraw Hill Reveal Math, MS Course 1
  - \$18.28 per unit, Qty - 387 per yr = total \$42,434.55
- McGraw Hill Reveal Math, MS Course 2
  - \$18.28 per unit, Qty - 409 per yr = total \$44,846.85
- McGraw Hill Reveal Math, MS Course 3
  - \$18.28 per unit, Qty - 387 per yr = total \$42,544.20

### Rationale:

The middle school mathematics resource under review demonstrates strong potential as an instructional option for grades 6-8 due to its alignment with Common Core standards and its support for both conceptual understanding and skill development. Teachers appreciated that the program integrates vocabulary, manipulatives, and multiple representations (such as double number lines and graphs) directly into the lessons, thus supporting the development of mathematical reasoning. Lessons build upon prior knowledge and promote deeper learning through challenging problem-solving tasks that mirror the rigor of IAR assessments, with students engaging in meaningful mathematical discussions. The curriculum includes embedded review structures such as spiral review and exit tickets, ensuring content is reinforced consistently. Digital tools such as videos that match in-class instruction, interactive components, and guided practice offer flexibility and support for diverse learners. Teachers also noted the program's thoughtful design, which provides autonomy for instructional planning while avoiding overly scripted delivery. Overall, this resource aligns well with standards, promotes teacher agency, and provides students with the tools to build fluency, problem-solving confidence, and readiness for assessment. Furthermore, courses Math 1, 2, and 3 have adopted Reveal Math as a resource, with Math 1 also being offered to qualifying students at the 8th grade level. Aligning the 6-12 math courses using common language will benefit student understanding and instruction.



Piloted by: Meagan Reed (6th Grade), Veronica Renninger (7th Grade), Brenda Strach (8th Grade)

**Textbook Information:**

**6th Grade**

- Publisher: McGraw Hill
- Name of Text: Reveal Math, Course 1, Volumes 1 and 2
- Copyright: 2025 McGraw Hill
- ISBN: 978-1-26-582930-8 (Volume 1) and 978-1-26-583011-3 (Volume 2)
- MHID: 1-26-582930-6 (Volume 1) and 1-26-583011-8 (Volume 2)
- Edition Number: 2025
- Number of Teachers: 4

**7th Grade**


- Publisher: McGraw Hill
- Name of Text: Reveal Math, Course 2, Volumes 1 and 2
- Copyright: 2025 McGraw Hill
- ISBN: 978-1-26-583228-5 (Volume 1) and 978-1-26-583281-0 (Volume 2)
- MHID: 1-26-583228-5 (Volume 1) and 1-26-583281-1 (Volume 2)
- Edition Number: 2025
- Number of Teachers: 4

**8th Grade**

- Publisher: McGraw Hill
- Name of Text: Reveal Math, Course 3, Volumes 1 and 2
- Copyright: 2025 McGraw Hill
- ISBN: 978-1-26-583357-2 (Volume 1) and 978-1-26-583455-5 (Volume 2)
- MHID: 1-26-583357-5 (Volume 1) and 1-26-583455-5 (Volume 2)
- Edition Number: 2025
- Number of Teachers: 4

**Recommendation:**

The online textbook Reveal Math, by McGraw Hill, is recommended for purchase beginning for the 2025-2026 school year. This book will be a new resource for our students and staff. \$3000 for professional development and \$51.03 estimated shipping costs for teacher resources. This is a 6 year purchase.



Because learning changes everything.®

**QUOTE PREPARED FOR:**

Central Comm Unit District 301  
275 SOUTH STREET  
BURLINGTON, IL 60109  
ACCOUNT NUMBER: 263643

**SUBSCRIPTION/DIGITAL CONTACT:**

**CONTACT:**

**SALES REP INFORMATION:**

David Brackett  
david.brackett@mheducation.com  
(847) 902-7520

Section Summary	Value of All Materials	Free Materials	Product Subtotal
<a href="#">Reveal Math, 2025(MS) - Course 1 - 6 Year Digital w/ ALEKS</a>	\$44,305.29	(\$1,870.74)	\$42,434.55
<a href="#">Reveal Math, 2025(MS) - Course 2 - 6 Year Digital w/ ALEKS</a>	\$46,717.59	(\$1,870.74)	\$44,846.85
<a href="#">Reveal Math, 2025(MS) - Course 3 - 6 Year Digital w/ ALEKS</a>	\$44,414.94	(\$1,870.74)	\$42,544.20
<a href="#">ALEKS Teacher Licenses</a>	\$559.08	(\$559.08)	\$0.00
<a href="#">ALEKS &amp; MH Plus Professional Development</a>	\$3,000.00	\$0.00	\$3,000.00
<b>PRODUCT TOTAL*</b>	<b>\$138,996.90</b>	<b>(\$6,171.30)</b>	<b>\$132,825.60</b>
<b>ESTIMATED S&amp;H**</b>			\$51.03
<b>ESTIMATED TAX**</b>			TBD
<b>GRAND TOTAL*</b>			<b>\$132,876.63</b>

\* Price firm for 90 days from quote date. Price quote must be attached to school purchase order to receive the quoted price and free materials.

\*\*Shipping and handling charges shown are only estimates. Actual shipping and handling charges will be applied at time of order. Taxes are not included in the quote total. If applicable, actual tax charges will be applied at time of order.

Comments:

**PLEASE INCLUDE THIS PROPOSAL WITH YOUR PURCHASE ORDER**

**SEND ORDER TO:**

McGraw Hill LLC | PO Box 182605 | Columbus, OH 43218-2605  
Email: orders\_mhe@mheducation.com | Phone: 1-800-338-3987 | Fax: 1-800-953-8691

QUOTE DATE: 09/10/2025

ACCOUNT NAME: Central Comm Unit District 301

EXPIRATION DATE:12/09/2025

QUOTE NUMBER: DBRAC-09102025044923-001

ACCOUNT #: 263643

PAGE #: 1



Because learning changes everything.

Product Description	ISBN	Qty	Unit Price	Free Materials	Line Subtotal
<b>Reveal Math, 2025(MS) - Course 1 - 6 Year Digital w/ ALEKS</b>					
<b><i>Student Materials</i></b>					
REVEAL MATH C1 STUDENT DIGITAL BUNDLE WITH ALEKS VIA MY.MHEDUCATION.COM 6Y SUB	978-1-26-541974-5	387	\$109.65	\$0.00	\$42,434.55
<b>Student Materials Subtotal:</b>				<b>\$0.00</b>	<b>\$42,434.55</b>
<b><i>Teacher Materials</i></b>					
REVEAL MATH COURSE 1 TEACHER DIGITAL LICENSE 6 YEAR SUBSCRIPTION	978-1-26-581419-9	6	\$163.02	\$978.12	*Free Materials
REVEAL MATH COURSE 1 TEACHER EDITION VOLUME 1	978-1-26-582930-8	3	\$113.46	\$340.38	*Free Materials
REVEAL MATH COURSE 1 TEACHER EDITION VOLUME 2	978-1-26-583011-3	3	\$113.46	\$340.38	*Free Materials
REVEAL MATH COURSE 1 ASSESSMENT RESOURCE BOOK	978-1-26-584044-0	3	\$70.62	\$211.86	*Free Materials
<b>Teacher Materials Subtotal:</b>				<b>\$1,870.74</b>	<b>\$0.00</b>
<b>Reveal Math, 2025(MS) - Course 1 - 6 Year Digital w/ ALEKS Subtotal:</b>				<b>\$1,870.74</b>	<b>\$42,434.55</b>

PLEASE INCLUDE THIS PROPOSAL WITH YOUR PURCHASE ORDER

SEND ORDER TO:

McGraw Hill LLC | PO Box 182605 | Columbus, OH 43218-2605  
Email: orders\_mhe@mheducation.com | Phone: 1-800-338-3987 | Fax: 1-800-953-8691

QUOTE DATE: 09/10/2025

ACCOUNT NAME: Central Comm Unit District 301

EXPIRATION DATE:12/09/2025

QUOTE NUMBER: DBRAC-09102025044923-001

ACCOUNT #: 263643

PAGE #: 2



Because learning changes everything.®

Product Description	ISBN	Qty	Unit Price	Free Materials	Line Subtotal
<b>Reveal Math, 2025(MS) - Course 2 - 6 Year Digital w/ ALEKS</b>					
<b><u>Student Materials</u></b>					
REVEAL MATH C2 STUDENT DIGITAL BUNDLE WITH ALEKS VIA MY.MHEDUCATION.COM 6Y SUB	978-1-26-542460-2	409	\$109.65	\$0.00	\$44,846.85
<b>Student Materials Subtotal:</b>				<b>\$0.00</b>	<b>\$44,846.85</b>
<b><u>Teacher Materials</u></b>					
REVEAL MATH COURSE 2 TEACHER DIGITAL LICENSE 6 YEAR SUBSCRIPTION	978-1-26-581619-3	6	\$163.02	\$978.12	*Free Materials
REVEAL MATH COURSE 2 TEACHER EDITION VOLUME 1	978-1-26-583228-5	3	\$113.46	\$340.38	*Free Materials
REVEAL MATH COURSE 2 TEACHER EDITION VOLUME 2	978-1-26-583281-0	3	\$113.46	\$340.38	*Free Materials
REVEAL MATH COURSE 2 ASSESSMENT RESOURCE BOOK	978-1-26-584120-1	3	\$70.62	\$211.86	*Free Materials
<b>Teacher Materials Subtotal:</b>				<b>\$1,870.74</b>	<b>\$0.00</b>
<b>Reveal Math, 2025(MS) - Course 2 - 6 Year Digital w/ ALEKS Subtotal:</b>				<b>\$1,870.74</b>	<b>\$44,846.85</b>

PLEASE INCLUDE THIS PROPOSAL WITH YOUR PURCHASE ORDER

SEND ORDER TO:

McGraw Hill LLC | PO Box 182605 | Columbus, OH 43218-2605  
Email: orders\_mhe@mheducation.com | Phone: 1-800-338-3987 | Fax: 1-800-953-8691

QUOTE DATE: 09/10/2025

ACCOUNT NAME: Central Comm Unit District 301

EXPIRATION DATE:12/09/2025

QUOTE NUMBER: DBRAC-09102025044923-001

ACCOUNT #: 263643

PAGE #: 3



Because learning changes everything.®

Product Description	ISBN	Qty	Unit Price	Free Materials	Line Subtotal
<b>Reveal Math, 2025(MS) - Course 3 - 6 Year Digital w/ ALEKS</b>					
<b><u>Student Materials</u></b>					
REVEAL MATH C3 STUDENT DIGITAL BUNDLE WITH ALEKS VIA MY.MHEDUCATION.COM 6YR SUB	978-1-26-544667-3	388	\$109.65	\$0.00	\$42,544.20
<b>Student Materials Subtotal:</b>				<b>\$0.00</b>	<b>\$42,544.20</b>
<b><u>Teacher Materials</u></b>					
REVEAL MATH COURSE 3 TEACHER DIGITAL LICENSE 6 YEAR SUBSCRIPTION	978-1-26-581693-3	6	\$163.02	\$978.12	*Free Materials
REVEAL MATH COURSE 3 TEACHER EDITION VOLUME 1	978-1-26-583357-2	3	\$113.46	\$340.38	*Free Materials
REVEAL MATH COURSE 3 TEACHER EDITION VOLUME 2	978-1-26-583455-5	3	\$113.46	\$340.38	*Free Materials
REVEAL MATH COURSE 3 ASSESSMENT RESOURCE BOOK	978-1-26-584215-4	3	\$70.62	\$211.86	*Free Materials
<b>Teacher Materials Subtotal:</b>				<b>\$1,870.74</b>	<b>\$0.00</b>
<b>Reveal Math, 2025(MS) - Course 3 - 6 Year Digital w/ ALEKS Subtotal:</b>				<b>\$1,870.74</b>	<b>\$42,544.20</b>

PLEASE INCLUDE THIS PROPOSAL WITH YOUR PURCHASE ORDER

SEND ORDER TO:

McGraw Hill LLC | PO Box 182605 | Columbus, OH 43218-2605  
Email: orders\_mhe@mheducation.com | Phone: 1-800-338-3987 | Fax: 1-800-953-8691

QUOTE DATE: 09/10/2025

ACCOUNT NAME: Central Comm Unit District 301

EXPIRATION DATE:12/09/2025

QUOTE NUMBER: DBRAC-09102025044923-001

ACCOUNT #: 263643

PAGE #: 4



Because learning changes everything.®

Product Description	ISBN	Qty	Unit Price	Free Materials	Line Subtotal
<b>ALEKS Teacher Licenses</b>					
ALEKS 6-12 ADD-ON VIA MY.MHEDUCATION.COM 6 YEAR TEACHER SUBSCRIPTION	978-0-07-697183-1	12	\$46.59	\$559.08	*Free Materials
ALEKS Teacher Licenses Subtotal:				\$559.08	\$0.00

PLEASE INCLUDE THIS PROPOSAL WITH YOUR PURCHASE ORDER

SEND ORDER TO:

McGraw Hill LLC | PO Box 182605 | Columbus, OH 43218-2605  
Email: orders\_mhe@mheducation.com | Phone: 1-800-338-3987 | Fax: 1-800-953-8691

QUOTE DATE: 09/10/2025

ACCOUNT NAME: Central Comm Unit District 301

EXPIRATION DATE: 12/09/2025

QUOTE NUMBER: DBRAC-09102025044923-001

ACCOUNT #: 263643

PAGE #: 5



Because learning changes everything.®

Product Description	ISBN	Qty	Unit Price	Free Materials	Line Subtotal
<b>ALEKS &amp; MH Plus Professional Development</b>					
ALEKS ONLINE PROFESSIONAL LEARNING 1 YEAR-UNITS PER YEAR	978-1-26-510193-0	1	\$1,500.00	\$0.00	\$1,500.00
MH PLUS WITH ELEM CORE PROF LRN ONLINE TRAINING UP TO 2 HOURS	978-1-26-619663-8	1	\$1,500.00	\$0.00	\$1,500.00
<b>ALEKS &amp; MH Plus Professional Development Subtotal:</b>				<b>\$0.00</b>	<b>\$3,000.00</b>

PLEASE INCLUDE THIS PROPOSAL WITH YOUR PURCHASE ORDER

SEND ORDER TO:

McGraw Hill LLC | PO Box 182605 | Columbus, OH 43218-2605  
Email: orders\_mhe@mheducation.com | Phone: 1-800-338-3987 | Fax: 1-800-953-8691

QUOTE DATE: 09/10/2025

ACCOUNT NAME: Central Comm Unit District 301

EXPIRATION DATE:12/09/2025

QUOTE NUMBER: DBRAC-09102025044923-001

ACCOUNT #: 263643

PAGE #: 6



Because learning changes everything.®

**QUOTE PREPARED FOR:**

Central Comm Unit District 301  
275 SOUTH STREET  
BURLINGTON, IL 60109  
ACCOUNT NUMBER: 263643

**CONTACT:**

VALUE OF ALL MATERIALS	\$138,996.90
FREE MATERIALS	(\$6,171.30)
PRODUCT TOTAL*	\$132,825.60
ESTIMATED SHIPPING & HANDLING**	\$51.03
ESTIMATED TAX**	TBD
GRAND TOTAL	\$132,876.63

**SUBSCRIPTION/DIGITAL CONTACT:**

Comments:

\* Price firm for 90 days from quote date. Price quote must be attached to school purchase order to receive the quoted price and free materials.

\*\*Shipping and handling charges shown are only estimates. Actual shipping and handling charges will be applied at time of order. Taxes are not included in the quote total. If applicable, actual tax charges will be applied at time of order.

**Terms of Service:**

By placing an order for digital products (the 'Subscribed Materials'), the entity that this price quote has been prepared for ('Subscriber') agrees to be bound by the Terms of Service and any specific provisions required by Subscriber's state law, each located in the applicable links below. Subject to Subscriber's payment of the fees set out above, McGraw Hill LLC hereby grants to Subscriber a non-exclusive, non-transferable license to allow only the number of Authorized Users that corresponds to the quantity of Subscribed Materials set forth above to access and use the Subscribed Materials under the terms described in the Terms of Service and any specific provisions required by Subscriber's state law, each located in the applicable links below. The subscription term for the Subscribed Materials shall be as set forth in the Product Description above. If no subscription term is specified, the initial term shall be one (1) year from the date of this price quote (the 'Initial Subscription Term'), and thereafter the Subscriber shall renew for additional one (1) year terms (each a 'Subscription Renewal Term'), provided MHE has chosen to renew the subscription and has sent an invoice for such Subscription Renewal Term to Subscriber.

[Terms Of Service](#)

[Provisions required by Subscriber State law](#)

ATTENTION: In our effort to protect our customer's data, we will no longer store credit card data in any manner within in our system. Therefore, as of April 30, 2016 we will no longer accept credit card orders via email, fax, or mail/package delivery. Credit card orders may be placed over the phone by calling the number listed above or via our websites by visiting [www.mheducation.com](http://www.mheducation.com) (or [www.mhecoast2coast.com](http://www.mhecoast2coast.com)).

School Purchase Order Number: \_\_\_\_\_

\_\_\_\_\_  
Name of School Official (Please Print)

\_\_\_\_\_  
Signature of School Official

**PLEASE INCLUDE THIS PROPOSAL WITH YOUR PURCHASE ORDER**

**SEND ORDER TO:**

McGraw Hill LLC | PO Box 182605 | Columbus, OH 43218-2605  
Email: orders\_mhe@mheducation.com | Phone: 1-800-338-3987 | Fax: 1-800-953-8691

QUOTE DATE: 09/10/2025      ACCOUNT NAME: Central Comm Unit District 301      EXPIRATION DATE:12/09/2025  
QUOTE NUMBER: DBRAC-09102025044923-001      ACCOUNT #: 263643      PAGE #: 7

## MEMORANDUM

FROM: Stephen Buchs, Director of Curriculum 6-12

TO: District 301 Board of Education, Dr. Tim Kilrea and Dr. Kyle Schumacher, Interim  
-Superintendents

DATE: Sept. 10, 2025

RE: Textbook Adoption for MS Science 6-8 - \$151,249.15

---

### MATERIALS:

- TCI Science, MS 6th grade - Space, Planet Earth, Weather and Climate
  - Qty - 387 per yr for 6 years = total \$48,645.00
- TCI Science, MS 7th grade - Adaptations, Cells and Genetics, Ecosystems
  - Qty - 409 per yr = total \$50,669.00
- TCI Science, MS 8th grade - Forces and Energy, Matter, Waves
  - Qty - 388 per yr = total \$48,737.00

### Rationale:

**6th Grade** - Overview of the TCI Science Program and how it incorporates the NGSS standards for Middle School From: <https://www.teachtci.com/blog/tci-and-ngss/>

TCI's phenomenon-based Planet Earth, Weather and Climate and Space Unit Storylines provide real-world problems for middle school students to connect their learning with their own experiences. Hands-on investigations enable students to explore, explain, and make sense of phenomena.

The topics included in the TCI resources meet the needs for our curriculum.

TCI's engineering challenges and investigations engage students to design solutions directly relating to Disciplinary Core Ideas. The consistent engineering design process in Bring Science Alive!'s engineering challenges provides a clear road map for approaching design problems. Using it, students will decide when to define the problem, develop possible solutions, and optimize their designs.



Each engineering challenge focuses on one or two easy-to-learn engineering skills. After completing the program, students will have a full set of tools for tackling any design problem.

Each and every lesson focuses on at least one Science and Engineering Practice, one Disciplinary Core Idea, and one Crosscutting Concept. Each dimension is selected to support learning as it relates to the performance expectation.

Specifically for the Weather and Climate Unit:

The Weather and Climate Unit covers The Atmosphere and Energy, Weather, and Climate. This unit incorporates the NGSS standards as described above. TCI also includes engaging ways for the students to learn. Each chapter contains a video of the phenomenon to investigate, text for students to read about the science information, the text level can be modified which is helpful for our lower level readers, the text can be read to students who struggle with a low reading level, students can take notes electronically over the reading, the main idea of the text is provided as is the highlights of the reading, vocabulary cards are available for each unit and lesson games are available as well. NGSS Assessment questions are available as well.

**7th Grade** - The Adaptations book is broken down into 3 units that cover Earth History of life on Earth, Evolution of Life on Earth and Human Impacts on Evolution, which explain how humans affect living organisms. The next book Cells and Genetics, has five units that cover Traits of living things, Bodies that explores body systems, Cells, Genes, and Changes in Genes, The last book, Ecosystems has three units: Resources in Ecosystems, Energy and Matter in Ecosystems and Humans and Changing Ecosystems. The three books cover all of the NGSS standards and the Illinois Mandate for middle school science by looking at various ways humans impact Earth. TCI has a Spanish speaking version of text.

A pilot was done in the Spring of 2025 using the TCI materials for one unit, and the following things seen in the pilot are what make TCI the first choice for 7th grade science: Has engaging games and activities for students, and students stated that the TCI materials were engaging and very understandable; the assessment pieces in TCI would give a good foundation on which to build common assessments; TCI has an easy to use online interface for students and students stated they liked using TCI's online materials much better than the online Savvas materials piloted; TCI's systems have embedded professional development teachers can access at any time to learn how to use their systems or get their questions about systems use answered; TCI's materials integrate with Canvas very well.

**8th Grade** - TCI is NGSS based with regard to content. It also incorporates the overarching theme provided by phenomenon; however, it isn't always 3 Dimensional with regard to its

approach. It is not set up according to the current District organization of topics, so this would require time to rewrite the scope and sequence according to the 8th grade TCI organization framework. However, the TCI unit on waves was piloted in the spring of 2025 and the following characteristics made it the first choice for the 8th grade team: Has engaging games and activities for students, and students stated that the TCI materials were engaging and very understandable; the assessment pieces in TCI would give a good foundation on which to build common assessments; TCI has an easy to use online interface for students and students stated they liked using TCI's online materials much better than the online Savvas materials piloted; TCI's systems have embedded professional development teachers can access at any time to learn how to use their systems or get their questions about systems use answered; TCI's materials integrate with Canvas very well.

Pilot information supplied by: Sheila Pollastrini, Lisa Blake, Jill MacDonald

### **Textbook Information:**

#### **6th Grade**

- Name of Text: Bringing Science Alive! Space
- Copyright: 2018 TCI
- ISBN: 978-1-58371-073-9
  
- Name of Text: Bringing Science Alive! Planet Earth
- Copyright: 2019 TCI
- ISBN: 978-1-58371-070-8
- Edition 1st
  
- Name of Text: Bringing Science Alive! Weather and Climate
- Copyright: 2019 TCI
- ISBN: 978-1-58371-076-0
- Edition 1st

#### **7th Grade**

- Name of Text: Bringing Science Alive! Adaptations
- Copyright: 2019 TCI
- ISBN: 978-1-58371-061-6
  
- Name of Text: Bringing Science Alive! Cells and Genetics
- Copyright: 2018 TCI
- ISBN: 978-1-58371-064-7
- Edition 1st
  
- Name of Text: Bringing Science Alive! Ecosystems
- Copyright: 2019 TCI



- ISBN: 978-1-58371-067-8
- Edition 1st

### **8th Grade**

- Name of Text: Bringing Science Alive! Forces and Energy
- Copyright: 2019 TCI
- ISBN: 978-1-58371-079-1
- Edition 1st
  
- Name of Text: Bringing Science Alive! Matter
- Copyright: 2018 TCI
- ISBN: 978-1-58371-082-1
- Edition 1st
  
- Name of Text: Bringing Science Alive! Waves
- Copyright: 2018 TCI
- ISBN: 978-1-58371-085-2
- Edition 1st

### **Recommendation:**

The TCI textbooks are recommended for purchase beginning for the 2025-2026 school year. These books will be a new resource for our students and staff. This selection is going to bring a long overdue change to 6-8 science that aligns to NGSS which is not in our current textbook resources. Another area to mention is the hands-on approach or embedded lab based activities that are part of the design of TCI's model. This does come with a yearly cost for consumable items but active learning is a must in education today. This is a 6 year purchase.



Quote #: Q-42614-3

Date: 9/11/2025

Expires On: 9/13/2025

Prepared By: Cassandra Elliott

Email: info@teachtci.com

Phone: 800-497-6138

Quote for:

Central Cmty Unit SD 301  
Kathryn Micheletto  
kathryn.micheletto@central301.net

Ship to:

Kathryn Micheletto  
Central Cmty Unit SD 301  
275 South St  
Burlington, IL 60109  
Ship to district warehouse

6th Grade

Product Code	Product Name	Product Type	List Price	Customer Price	Quantity	Extended Price
MS-SCI-TL-06	Middle School (6-8) Science: Teacher License (6 Yrs)	Digital	\$825.00	\$0.00	3	\$0.00
MS-SCI-SL-06	Middle School (6-8) Science: Student License (6 Yrs)	Digital	\$92.00	\$92.00	297	\$27,324.00
TB-MSSB-6	BSA! Middle School Discipline: Student Bundle (6 Yrs)	Bundle English	\$111.00	\$111.00	90	\$9,990.00
074-6	BSA! Space: Notebook	Print English	\$6.00	\$6.00	90	\$540.00
LM-0722	BSA! Space: Lab Materials (3 Boxes)	Lab Materials	\$1,079.00	\$1,079.00	3	\$3,237.00
071-5	BSA! Planet Earth: Notebook	Print English	\$6.00	\$6.00	90	\$540.00
LM-0692	BSA! Planet Earth: Lab Materials (2 Boxes)	Lab Materials	\$1,079.00	\$1,079.00	3	\$3,237.00
077-7	BSA! Weather and Climate: Notebook	Print English	\$6.00	\$6.00	90	\$540.00
LM-0753	BSA! Weather and Climate: Lab Materials (2 Boxes)	Lab Materials	\$1,079.00	\$1,079.00	3	\$3,237.00
<b>6th Grade Shipping:</b>			\$1,066.05	<b>6th Grade SUBTOTAL:</b>		\$48,645.00

7th Grade

Product Code	Product Name	Product Type	List Price	Customer Price	Quantity	Extended Price
MS-SCI-TL-06	Middle School (6-8) Science: Teacher License (6 Yrs)	Digital	\$825.00	\$0.00	3	\$0.00
MS-SCI-SL-06	Middle School (6-8) Science: Student License (6 Yrs)	Digital	\$92.00	\$92.00	319	\$29,348.00
TB-MSSB-6	BSA! Middle School Discipline: Student Bundle (6 Yrs)	Bundle English	\$111.00	\$111.00	90	\$9,990.00
062-3	BSA! Adaptations: Notebook	Print English	\$6.00	\$6.00	90	\$540.00
LM-0609	BSA! Adaptations: Lab Materials (3 Boxes)	Lab Materials	\$1,079.00	\$1,079.00	3	\$3,237.00
065-4	BSA! Cells and Genetics: Notebook	Print English	\$6.00	\$6.00	90	\$540.00
LM-0630	BSA! Cells and Genetics: Lab Materials (3 Boxes)	Lab Materials	\$1,079.00	\$1,079.00	3	\$3,237.00
068-5	BSA! Ecosystems: Notebook	Print English	\$6.00	\$6.00	90	\$540.00
LM-0661	BSA! Ecosystems: Lab Materials (3 Boxes)	Lab Materials	\$1,079.00	\$1,079.00	3	\$3,237.00
<b>7th Grade Shipping:</b>			\$1,066.05	<b>7th Grade SUBTOTAL:</b>		\$50,669.00

8th Grade

Product Code	Product Name	Product Type	List Price	Customer Price	Quantity	Extended Price
MS-SCI-TL-06	Middle School (6-8) Science: Teacher License (6 Yrs)	Digital	\$825.00	\$0.00	3	\$0.00
MS-SCI-SL-06	Middle School (6-8) Science: Student License (6 Yrs)	Digital	\$92.00	\$92.00	298	\$27,416.00
TB-MSSB-6	BSA! Middle School Discipline: Student Bundle (6 Yrs)	Bundle English	\$111.00	\$111.00	90	\$9,990.00
080-7	BSA! Forces and Energy: Notebook	Print English	\$6.00	\$6.00	90	\$540.00
LM-0784	BSA! Forces and Energy: Lab Materials (2 Boxes)	Lab Materials	\$1,079.00	\$1,079.00	3	\$3,237.00
083-8	BSA! Matter: Notebook	Print English	\$6.00	\$6.00	90	\$540.00
LM-0814	BSA! Matter: Lab Materials (3 Boxes)	Lab Materials	\$1,079.00	\$1,079.00	3	\$3,237.00
086-9	BSA! Waves: Notebook	Print English	\$6.00	\$6.00	90	\$540.00
LM-0845	BSA! Waves: Lab Materials (3 Boxes)	Lab Materials	\$1,079.00	\$1,079.00	3	\$3,237.00

**8th Grade Shipping:** \$1,066.05      **8th Grade SUBTOTAL:** \$48,737.00

<b>TOTAL:</b>	<b>\$148,051.00</b>
---------------	---------------------

Shipping (5%) \$3,198.15

<b>Grand Total</b>	<b>\$151,249.15</b>
--------------------	---------------------

**Gratis**

Gratis offer and/or customer pricing are valid for this quote only and contingent upon purchase order total matching or exceeding the quote total. Gratis items must be included on your purchase order.

Gratis Total \$7,425.00

**Comments**

BSA! Bundles- (90 ea) Space, Planet Earth, Weather [6th grade]; Adaptations, Cells and Genetics, Ecosystems [7th Grade]; Forces, Matter, Waves [8th Grade]

**Terms and Conditions**

**Business Terms**

TCI's Business Terms apply to all orders. View details at <https://www.teachtci.com/tci-business-terms>

**How to Order**

Please include a copy of this quote with your purchase order to expedite your order and ensure you receive the pricing quoted above. Adjustments cannot be made after the order has been fulfilled. Place orders online at <https://shop.teachtci.com> or send using one of the following options:

- Email: [info@teachtci.com](mailto:info@teachtci.com)
- Fax: 800-343-6828
- Address: 3790 El Camino Real #1224, Palo Alto CA 94306
- If paying by check, send payment to PO Box 6004, Whittier CA 90607

Download a copy of TCI's W-9 at <https://www.teachtci.com/w9>

**License Contact**

Set-up information for all licenses purchased will be sent to the contact email above unless otherwise noted.

**Shipping and Timeline**

Shipping and handling fees do not apply to teacher and student license-only products.

- For Ground Shipping: allow three business days for order processing and 7–10 business days for shipping.
- For Expedited Shipping: allow three business for order processing and 3–5 business days for shipping.

- Expect shipping delays (up to 1–2 additional weeks) for orders placed or requested ship dates from mid-July through the end of August.

**Print Subscriptions**

If your order includes multi-year subscriptions to print materials, you must receive delivery of the full annual quantity for the duration of your subscription. Any adjustments below the annual quantity cannot be used as a credit for future year shipments. Changes that exceed the original annual quantity must be accompanied by a new purchase order.

**Student Journal Bundles**

If your order contains fewer than 20 multi-year student journal bundles for any program, journals for the entire duration of the bundle will be shipped to you upfront.

**Sales Tax**

If applicable, sales tax will be assessed when your order is processed. Actual amount will be calculated and added to the invoice based on the delivery address.

**Central 301 FOIA Report**  
**September 2025**

Name of Requestor	Summary of Request	Response	Letter
Jacob Long	1. All current employees' names, 2. All current employees' job titles, 3. The employment start dates of all current employees.	Granted in Part	<a href="#">J. Long</a>
Lee Bennett	Please provide the following information for the five most recent school years: For each high school and middle school in your district For each Athletic activity: * Number of participants by sex	Granted in Part and Denied in Part	<a href="#">L. Bennett</a>
Oshea Smith	<ul style="list-style-type: none"> <li>● Contract number, purchase order number, or other identifying reference (e.g., invoice number, check number, internal ID)</li> <li>● Date of purchase</li> <li>● Vendor information (name, ID, address, contact name, and email address)</li> <li>● Line item description(s)</li> <li>● Quantity of items or services ordered</li> <li>● Price or amount paid per line item</li> </ul> Contract start and end dates, if applicable Name or title of the contract signatory, if available	Granted in Part and Denied in Part	<a href="#">O. Smith</a>
Michelle Dubanowski	Your request is restated below:  <p style="text-align: center;"><i>Pursuant to the Illinois Freedom of Information Act, 5 ILCS 140, I am requesting the following records:</i></p>	Granted in Part	<a href="#">M Dubanowski</a>

<p>Dubanowski (Continued)</p>	<ol style="list-style-type: none"> <li>1. The current and any prior <b>official job descriptions</b> for the positions of: <ul style="list-style-type: none"> <li>○ Director of Student Services, and</li> <li>○ Assistant Director of Student Services,</li> </ul> </li> <li>2. for the past <b>12 months (2024–2025 school year)</b>, including but not limited to Board-approved job description documents, HR or personnel manual descriptions, or any other written job function descriptions issued by the District.</li> </ol>		
<p>Peter Medlin</p>	<ol style="list-style-type: none"> <li>1. <b>Core Curriculum Purchases</b> <ul style="list-style-type: none"> <li>○ Records of core curriculum purchases for Math, English Language Arts (ELA), and Science.</li> </ul> </li> <li>2. <b>Instructional Technology</b> <ul style="list-style-type: none"> <li>○ Records of purchases or contracts for instructional technology platforms, specifically including (but not limited to): Nearpod, Edpuzzle, Pear Deck, Newsela, MagicSchool, Quizlet, and IXL.</li> </ul> </li> <li>3. <b>Common Assessment Software</b> <ul style="list-style-type: none"> <li>○ Records of purchases or contracts for assessment software, specifically including (but not limited to): Performance Matters,</li> </ul> </li> </ol>	<p>Granted</p>	<p><a href="#">P Medlin</a></p>

Medlin (Continued)	<i>Formative, Peer Assessment, MasteryConnect, Renaissance DnA, Eduphoria, DMAC, and Linklt.</i>		
Janie Jordan	Staff Directory Report	Granted	<a href="#">J Jordan</a>

## MEMORANDUM

TO: Dr. Kyle Schumacher & Dr. Tim Kilrea Co-Interim Superintendents,  
Board of Education

FROM: Daina Pflug, Business Manager

DATE: September 15, 2025

RE: Public Disclosure of Administrator and Teacher Salary and Benefits

---

Annually before October 1<sup>st</sup>, school districts shall report Administrators and Teachers' salary and benefits to the State Board of Education (Public Act 97-256). We use the EIS (Employment Information System) report to fulfill this requirement. The report includes salaries, paid health insurance benefits, retirement enhancements, vacation and sick days granted. This report presented tonight during the school board meeting will get posted to the website. Included in the board packet is our School Year 2025 report.

# EIS Administrator and Teacher Salary and Benefits Report - School Year 2025

9/4/2025 3:45 pm

## Central CUSD 301 PO Box 396, Burlington, IL 60109 310453010260000

Selection Criteria: (Employer) Employees = All

Name	Position	Base Salary	FTE	Vacation Days	Sick Days	Bonuses	Annuities	Retirement Enhancements	Other Benefits
AKERS, SARA REGINA	200-Teacher	\$47,725.00	1.00	0	15	\$0.00	\$0.00	\$5,375.56	\$3,258.70
ALPERIN, KEVIN	200-Teacher	\$59,733.00	1.00	0	15	\$0.00	\$0.00	\$6,767.59	\$12,154.64
ARMINTROUT, LINDA M	250-Special Education Teacher	\$63,180.00	1.00	0	15	\$0.00	\$0.00	\$7,116.48	\$11,211.84
ARNESON, JESSICA RACHEL	200-Teacher	\$70,683.00	1.00	0	15	\$0.00	\$0.00	\$8,000.94	\$12,262.89
ARROYO, HOLLY ERIN	200-Teacher	\$88,466.00	1.00	0	15	\$0.00	\$0.00	\$9,964.80	\$23,580.45
Arroyo, Yesenia	200-Teacher	\$25,497.25	0.55	0	8	\$0.00	\$0.00	\$2,911.33	\$284.11
BALDING, MAXWELL L	200-Teacher	\$64,977.00	1.00	0	15	\$0.00	\$0.00	\$7,318.80	\$19,717.16
BALLARD, AMBER RUTH	208-Career and Technical Educator (CTE)	\$68,727.00	1.00	0	15	\$0.00	\$0.00	\$7,741.21	\$19,754.18
BARBUSH, SARAH JO	200-Teacher	\$50,479.00	1.00	0	15	\$0.00	\$0.00	\$5,686.07	\$3,423.48
BARNES, CORY IRENE	200-Teacher	\$64,068.62	1.00	0	15	\$0.00	\$0.00	\$7,216.57	\$20,553.64
BAVARO, ANGELA FAITH	611-Resource Teacher Other	\$59,733.00	1.00	0	15	\$0.00	\$0.00	\$6,767.55	\$12,154.61
BECKER, KELLY RAE	611-Resource Teacher Other	\$64,977.00	1.00	0	15	\$0.00	\$0.00	\$8,096.59	\$12,206.45
BELLENIE, MICHELLE A	200-Teacher	\$72,694.00	1.00	0	15	\$0.00	\$0.00	\$8,188.08	\$12,279.35
BENDER, AMY A	200-Teacher	\$96,234.00	1.00	0	15	\$0.00	\$0.00	\$10,839.58	\$12,512.16
BEUTEN, KELLY ANN	200-Teacher	\$101,787.00	1.00	0	15	\$0.00	\$0.00	\$11,465.06	\$23,712.00
BEVERLEY, BRITTANY MICHELLE	200-Teacher	\$74,762.00	1.00	0	15	\$0.00	\$0.00	\$8,421.17	\$23,029.44
BIGGS, AMBER MARIE	200-Teacher	\$47,725.00	1.00	0	15	\$0.00	\$0.00	\$5,375.53	\$517.67
BILEN, MATTHEW DENNIS	208-Career and Technical Educator (CTE)	\$88,466.00	1.00	0	18	\$0.00	\$0.00	\$9,964.80	\$19,949.48
BIRKMEIER, SHAYNE M	107-General Administrator or General Supervisor	\$135,018.51	1.00	20	15	\$0.00	\$0.00	\$15,208.29	\$32,246.20
BLABAS, DANIEL J	208-Career and Technical Educator (CTE)	\$71,677.45	1.00	0	15	\$0.00	\$0.00	\$8,073.63	\$22,796.78
BLAKE, LISA A	200-Teacher	\$53,393.00	1.00	0	15	\$0.00	\$0.00	\$6,014.14	\$573.59
BLISS, ANETTE	200-Teacher	\$104,683.00	1.00	0	18	\$0.00	\$0.00	\$11,791.44	\$23,325.32
BOLLOW, BRIANNE MARIE	200-Teacher	\$79,076.00	1.00	0	15	\$0.00	\$0.00	\$8,906.90	\$827.72
BRADDOCK, KIMBERLY KAY	200-Teacher	\$50,479.00	1.00	0	15	\$0.00	\$0.00	\$5,686.08	\$12,059.52
BRADY, NICOLE CHRISTINE	104-Assistant Principal	\$14,153.85	0.08	20	12	\$0.00	\$0.00	\$0.00	\$0.00
BROCK, PAIGE A	200-Teacher	\$50,479.00	1.00	0	15	\$0.00	\$0.00	\$5,686.04	\$12,059.52
BROWN, BREIANA JUSTINE	610-Resource Teacher Elementary	\$47,725.00	1.00	0	15	\$0.00	\$0.00	\$5,375.56	\$10,361.76
BROWN, MADELINE RENEE	200-Teacher	\$46,405.00	1.00	0	15	\$0.00	\$0.00	\$5,226.97	\$504.48
BUCHS, STEPHEN G	107-General Administrator or General Supervisor	\$120,899.82	1.00	20	15	\$0.00	\$0.00	\$13,617.83	\$31,957.28
BUETOW, SARA ANN	200-Teacher	\$53,393.00	1.00	0	15	\$0.00	\$0.00	\$6,014.15	\$12,088.32

Name	Position	Base Salary	FTE	Vacation Days	Sick Days	Bonuses	Annuities	Retirement Enhancements	Other Benefits
BURNER, DANA KAY	200-Teacher	\$70,683.00	1.00	0	15	\$0.00	\$0.00	\$7,961.50	\$744.68
BURNER, DAVID GENE	208-Career and Technical Educator (CTE)	\$129,721.76	1.00	0	18	\$0.00	\$0.00	\$14,611.68	\$26,700.24
BURNS, KRISTY RENAE	610-Resource Teacher Elementary	\$86,019.00	1.00	0	15	\$0.00	\$0.00	\$9,689.06	\$12,411.10
BURTON, MADIGAN ELIZABETH	200-Teacher	\$46,405.00	1.00	0	15	\$0.00	\$0.00	\$5,226.96	\$12,019.20
BUSHMAN, KRISTINE M	200-Teacher	\$101,787.00	1.00	0	15	\$0.00	\$0.00	\$11,465.03	\$23,712.04
BUSTOS, JENNIFER L	200-Teacher	\$83,640.00	1.00	0	15	\$0.00	\$0.00	\$9,420.97	\$23,532.72
CAMPOLI, MEGAN A	200-Teacher	\$76,889.00	1.00	0	15	\$0.00	\$0.00	\$8,660.63	\$11,267.55
CANARY, ELIZABETH A	200-Teacher	\$79,076.00	1.00	0	15	\$0.00	\$0.00	\$8,906.93	\$23,487.53
CAPETILLO, NICOLETTE ISABELLA	250-Special Education Teacher	\$47,725.00	1.00	0	15	\$0.00	\$0.00	\$5,375.50	\$12,032.37
CARANI, NOELLE PATRICE	200-Teacher	\$68,727.00	1.00	0	15	\$0.00	\$0.00	\$7,741.21	\$23,385.12
CARNELL, ADAM DOUGLAS	200-Teacher	\$63,180.00	1.00	0	15	\$0.00	\$0.00	\$7,116.48	\$22,914.93
CARPENTER, DANIEL J	104-Assistant Principal	\$104,600.00	1.00	20	15	\$0.00	\$0.00	\$11,781.83	\$12,639.56
CASEY, MICHAEL B	200-Teacher	\$54,912.00	1.00	0	15	\$0.00	\$0.00	\$6,185.24	\$23,248.52
CAVALLARI, LISA SUE	250-Special Education Teacher	\$49,083.00	1.00	0	15	\$0.00	\$0.00	\$5,528.74	\$19,559.96
CERMAK, ALLY ROSE	200-Teacher	\$47,725.00	1.00	0	15	\$0.00	\$0.00	\$5,375.57	\$10,361.74
CERRONE, CAROLINE ANN	200-Teacher	\$49,083.00	1.00	0	15	\$0.00	\$0.00	\$5,568.28	\$12,049.26
CHAMBERS, CARRI ANNE	200-Teacher	\$50,479.00	1.00	0	15	\$0.00	\$0.00	\$5,686.04	\$12,059.52
CHAMBERS, HAILEY A	200-Teacher	\$46,405.00	1.00	0	15	\$0.00	\$0.00	\$5,226.97	\$504.48
CHAPMAN, DAVID EUGENE	200-Teacher	\$64,977.00	1.00	0	15	\$0.00	\$0.00	\$7,358.22	\$12,206.49
CHERRY, ALLISON A	200-Teacher	\$76,889.00	1.00	0	18	\$0.00	\$0.00	\$8,660.64	\$12,320.65
CIPRIANO, ANGELA FRANCES	200-Teacher	\$58,897.42	1.00	0	15	\$0.00	\$0.00	\$6,634.27	\$12,142.76
CLARK, JAMIE A	200-Teacher	\$108,185.61	1.00	0	18	\$0.00	\$0.00	\$12,185.77	\$12,630.24
CLARK, TYLER JEREMIAH	200-Teacher	\$63,180.00	1.00	0	15	\$0.00	\$0.00	\$7,155.90	\$12,188.72
COHN, CHRISTINE ANN	610-Resource Teacher Elementary	\$107,661.00	1.00	0	18	\$0.00	\$0.00	\$12,126.70	\$23,770.31
COMPOSANO, LINDSAY MARIE	200-Teacher	\$58,897.42	1.00	0	15	\$0.00	\$0.00	\$6,673.65	\$631.54
CONNOR, GARRETT PAUL	250-Special Education Teacher	\$49,083.00	1.00	0	15	\$0.00	\$0.00	\$5,528.83	\$12,045.83
COOK, HEATHER LYNN	605-Resource Teacher Reading	\$79,076.00	1.00	0	15	\$0.00	\$0.00	\$8,906.91	\$23,072.11
COPPOLA, MICHAEL WALTER	200-Teacher	\$49,083.00	1.00	0	15	\$0.00	\$0.00	\$5,528.85	\$10,375.18
CORREA, ESPERANZA	200-Teacher	\$47,725.00	1.00	0	15	\$0.00	\$0.00	\$5,375.58	\$517.68
COUGHLAN, JORDAN REESE	200-Teacher	\$53,393.00	1.00	0	15	\$0.00	\$0.00	\$6,053.57	\$12,091.78
COWSER, ELIZABETH MALLORY	200-Teacher	\$65,891.34	1.00	0	15	\$0.00	\$0.00	\$7,421.81	\$11,661.44
DAHLMAN, NICOLE RUTH	200-Teacher	\$90,983.00	1.00	0	15	\$0.00	\$0.00	\$10,248.07	\$12,460.12
DALEN, RYAN LAIRD	208-Career and Technical Educator (CTE)	\$86,019.00	1.00	0	15	\$0.00	\$0.00	\$9,689.02	\$12,411.12
DALUGA, SARAH NICOLE	200-Teacher	\$49,083.00	1.00	0	15	\$0.00	\$0.00	\$5,528.80	\$13,874.19
DANIEL, JAMIE DANIELLE	610-Resource Teacher Elementary	\$86,019.00	1.00	0	15	\$0.00	\$0.00	\$9,689.02	\$10,740.46
DANIELS, MEGHAN ELISABETH	200-Teacher	\$56,474.00	1.00	0	15	\$0.00	\$0.00	\$6,361.24	\$19,632.97
DANZ, ERIN	200-Teacher	\$61,432.00	1.00	0	15	\$0.00	\$0.00	\$6,919.67	\$19,682.15
DAVE, VIVEK JITENDRAKUMAR	200-Teacher	\$56,474.00	1.00	0	15	\$0.00	\$0.00	\$6,361.17	\$12,118.83

Name	Position	Base Salary	FTE	Vacation Days	Sick Days	Bonuses	Annuities	Retirement Enhancements	Other Benefits
DAVIES, THOMAS R	200-Teacher	\$88,466.00	1.00	0	15	\$0.00	\$0.00	\$9,964.75	\$21,276.22
DENMAN, JOSEPH BRYAN	200-Teacher	\$83,640.00	1.00	0	15	\$0.00	\$0.00	\$9,670.04	\$21,250.30
DERAEDT, LORI L	200-Teacher	\$104,683.00	1.00	0	18	\$0.00	\$0.00	\$11,791.39	\$12,595.67
DESENFANTS, KATIE LYNN	250-Special Education Teacher	\$68,727.00	1.00	0	15	\$0.00	\$0.00	\$7,741.24	\$12,240.00
DETAMBLE, MARLENE JOY	200-Teacher	\$110,527.99	1.00	0	18	\$0.00	\$0.00	\$12,449.52	\$12,855.60
DETTLO, ASHLEY	200-Teacher	\$63,180.00	1.00	0	15	\$0.00	\$0.00	\$7,116.54	\$11,634.70
DICKERSON, MICHAEL J	200-Teacher	\$62,296.40	1.00	0	15	\$0.00	\$0.00	\$7,056.37	\$665.27
DILENGE, MARY TERESA	200-Teacher	\$51,916.00	1.00	0	15	\$0.00	\$0.00	\$5,847.82	\$12,073.68
DIPRIZIO, BRIANNE DANIELLE	200-Teacher	\$47,725.00	1.00	0	15	\$0.00	\$0.00	\$5,375.61	\$517.66
DRENDEL, MATTHEW A	203-English as a Second Language Teacher	\$58,080.00	1.00	0	15	\$0.00	\$0.00	\$6,225.96	\$11,548.16
DUMOULIN, REBECCA PATRICIA	250-Special Education Teacher	\$53,393.00	1.00	0	15	\$0.00	\$0.00	\$6,014.13	\$11,537.76
DWYER, LAUREN G	200-Teacher	\$55,684.41	1.00	0	15	\$0.00	\$0.00	\$6,272.19	\$12,110.98
DWYER, SARA A	200-Teacher	\$21,964.80	0.40	0	6	\$0.00	\$0.00	\$2,473.92	\$217.20
EBERT, MARK JOSEPH	200-Teacher	\$46,405.00	1.00	0	15	\$0.00	\$0.00	\$5,226.96	\$12,019.20
EMERICK, CARRIE ANN	200-Teacher	\$34,645.14	0.58	0	9	\$0.00	\$0.00	\$3,902.38	\$388.32
ENGBRETSON, SUSAN RAE	605-Resource Teacher Reading	\$96,234.00	1.00	0	15	\$0.00	\$0.00	\$10,839.61	\$997.41
ENGLBRECHT, TERIE RENAE	200-Teacher	\$93,572.00	1.00	0	15	\$0.00	\$0.00	\$10,539.84	\$971.04
ENGLE, GRAYDON WILLIAM	107-General Administrator or General Supervisor	\$123,672.88	1.00	20	15	\$0.00	\$0.00	\$17,391.24	\$31,576.11
ERNST, JASON E	200-Teacher	\$64,977.00	1.00	0	15	\$0.00	\$0.00	\$6,916.23	\$18,632.71
ESKRIDGE, VIVIAN MARIE	200-Teacher	\$64,977.00	1.00	0	15	\$0.00	\$0.00	\$7,355.96	\$21,047.16
FARLEY, KALEY MARGARET	200-Teacher	\$50,479.00	1.00	0	15	\$0.00	\$0.00	\$5,686.08	\$544.79
FARRINGTON, SARAH MARIE	104-Assistant Principal	\$110,976.26	1.00	20	15	\$0.00	\$0.00	\$12,500.14	\$31,531.28
FARWELL, TESSA LOUISE	200-Teacher	\$55,684.41	1.00	0	15	\$0.00	\$0.00	\$6,272.19	\$12,111.00
FEE, JAMIE MARIE	200-Teacher	\$56,474.00	1.00	0	15	\$0.00	\$0.00	\$6,361.21	\$12,118.80
FERRANTE, ANDREA J	200-Teacher	\$49,083.00	1.00	0	15	\$0.00	\$0.00	\$5,528.85	\$20,886.71
FERSTL, BRENT	200-Teacher	\$64,977.00	1.00	0	15	\$0.00	\$0.00	\$7,358.22	\$12,206.45
FIELDING, ANNE MARIE	250-Special Education Teacher	\$54,912.00	1.00	0	15	\$0.00	\$0.00	\$6,185.28	\$19,617.60
FOX, LAURA MILNAMOW	200-Teacher	\$47,725.00	1.00	0	15	\$0.00	\$0.00	\$5,375.59	\$10,361.73
FRENETTE, JENNIFER LYNN	200-Teacher	\$62,296.40	1.00	0	15	\$0.00	\$0.00	\$7,016.98	\$12,794.02
GALINDO, AMY LYNN	200-Teacher	\$79,076.00	1.00	0	15	\$0.00	\$0.00	\$8,906.90	\$23,487.55
GALLARDO, MELANIE ALEJANDRA	200-Teacher	\$49,083.00	1.00	0	15	\$0.00	\$0.00	\$5,528.80	\$12,045.82
GALLIART, JAMIE LYN	200-Teacher	\$66,826.00	1.00	0	15	\$0.00	\$0.00	\$7,527.13	\$23,366.40
GATTO HECKMAN, CHRISTINE MARY	200-Teacher	\$64,977.00	0.75	0	15	\$0.00	\$0.00	\$7,318.79	\$688.27
GEKAN, MICHAEL SEAN	200-Teacher	\$79,076.00	1.00	0	18	\$0.00	\$0.00	\$8,906.89	\$12,342.46
GENZ, JARED MICHAEL	200-Teacher	\$50,479.00	1.00	0	15	\$0.00	\$0.00	\$5,708.56	\$22,791.18
GENZ, MADELYN GAIL	200-Teacher	\$50,479.00	1.00	0	15	\$0.00	\$0.00	\$5,686.06	\$6,301.59
GERHARZ, ANDRA E	200-Teacher	\$66,826.00	1.00	0	15	\$0.00	\$0.00	\$7,527.12	\$21,062.15
GERVINO, JILLIAN SUE	200-Teacher	\$63,180.00	1.00	0	15	\$0.00	\$0.00	\$7,155.92	\$674.01

Name	Position	Base Salary	FTE	Vacation Days	Sick Days	Bonuses	Annuities	Retirement Enhancements	Other Benefits
GIARDINA, HOLLY JEAN	201-Reading Teacher	\$94,888.37	1.00	0	15	\$0.00	\$0.00	\$13,027.02	\$984.06
GIBBONS, DONNA JOY	208-Career and Technical Educator (CTE)	\$38,516.15	0.83	0	5	\$0.00	\$0.00	\$4,338.48	\$23,086.32
GIBBONS, MADELYN ELIZABETH	200-Teacher	\$61,432.00	1.00	0	15	\$0.00	\$0.00	\$6,919.67	\$18,309.09
GLOUDEMAM, ALYSSA PATRICIA	200-Teacher	\$46,405.00	1.00	0	15	\$0.00	\$0.00	\$5,226.96	\$10,348.56
GLOWATY, NICHOLAS PAUL	208-Career and Technical Educator (CTE)	\$66,826.00	1.00	0	15	\$0.00	\$0.00	\$7,527.11	\$12,221.28
GONZALEZ, ALLISON	250-Special Education Teacher	\$50,479.00	1.00	0	15	\$0.00	\$0.00	\$5,685.90	\$12,059.53
GOVEA, VINCENT	200-Teacher	\$93,572.00	1.00	0	18	\$0.00	\$0.00	\$10,539.80	\$12,319.17
GRAVITT, KIRA KRISTINA	250-Special Education Teacher	\$96,234.00	1.00	0	18	\$0.00	\$0.00	\$10,839.60	\$12,512.13
GRAY, COURTNEY MARIE	200-Teacher	\$60,573.16	1.00	0	15	\$0.00	\$0.00	\$6,862.34	\$12,364.98
GREEN, MOLLY RENAE	200-Teacher	\$49,083.00	1.00	0	15	\$0.00	\$0.00	\$5,528.85	\$10,375.16
GREENE, KELLY JO	208-Career and Technical Educator (CTE)	\$119,177.69	1.00	0	18	\$0.00	\$0.00	\$13,423.91	\$12,738.96
GROOM, MATTHEW FRANCIS	200-Teacher	\$90,983.00	1.00	0	18	\$0.00	\$0.00	\$10,248.00	\$19,974.26
GURNEY, GEMMA RUBY	200-Teacher	\$47,725.00	1.00	0	15	\$0.00	\$0.00	\$5,375.54	\$12,032.40
HAHN, EMILY RAE	200-Teacher	\$62,296.40	1.00	0	15	\$0.00	\$0.00	\$7,016.95	\$12,176.51
HALL, DOMINIQUE K	200-Teacher	\$52,646.38	1.00	0	15	\$0.00	\$0.00	\$5,930.01	\$19,179.69
HALTER, CHRISTA ANN	200-Teacher	\$55,684.41	1.00	0	15	\$0.00	\$0.00	\$6,272.17	\$12,111.00
HAMADEH, RANIA NAEL	104-Assistant Principal	\$95,000.00	1.00	20	15	\$0.00	\$0.00	\$10,700.62	\$12,478.76
HAMEL, BRODY A	200-Teacher	\$90,983.00	1.00	0	15	\$0.00	\$0.00	\$10,248.05	\$945.36
HAMILTON, HEIDI SUE	200-Teacher	\$50,479.00	1.00	0	15	\$0.00	\$0.00	\$5,686.06	\$544.80
HAND, CAROLYN SUZANNE	250-Special Education Teacher	\$86,019.00	1.00	0	15	\$0.00	\$0.00	\$9,689.02	\$23,556.24
HARING, MEREDITH A	200-Teacher	\$66,826.00	1.00	0	15	\$0.00	\$0.00	\$7,527.14	\$12,221.28
HARTZELL, STEPHANIE N	200-Teacher	\$50,479.00	1.00	0	15	\$0.00	\$0.00	\$5,373.28	\$11,396.24
HAUG, MATTHEW E	101-Assistant/Associate District Superintendent	\$149,217.13	1.00	20	15	\$0.00	\$0.00	\$16,807.65	\$32,617.96
HAWLEY, JESSE MEREDITH	104-Assistant Principal	\$96,232.00	1.00	20	15	\$0.00	\$0.00	\$10,839.35	\$31,344.11
HEISE, LAUREL MARIE	200-Teacher	\$113,800.37	1.00	0	18	\$0.00	\$0.00	\$12,818.16	\$14,543.44
HENDRY, KELSEY EMMA	200-Teacher	\$76,889.00	1.00	0	15	\$0.00	\$0.00	\$8,700.07	\$23,469.24
HENNIG, SHERYL LYNN	200-Teacher	\$93,572.00	1.00	0	18	\$0.00	\$0.00	\$10,539.82	\$12,485.76
HERMAN, JEFFREY M	200-Teacher	\$129,326.70	1.00	0	18	\$0.00	\$0.00	\$14,934.63	\$23,984.40
Hoppe, Jordan E	153-Special Education Supervisor	\$87,500.00	1.00	0	15	\$0.00	\$0.00	\$9,855.84	\$26,351.84
IOSSI, BRIAN A	200-Teacher	\$74,762.00	1.00	0	15	\$0.00	\$0.00	\$8,421.13	\$19,813.92
IWANSKI, AMY LYNN	200-Teacher	\$51,916.00	1.00	0	15	\$0.00	\$0.00	\$5,847.83	\$23,218.80
JACKSON, SARAH LYNN	200-Teacher	\$72,694.00	1.00	0	15	\$0.00	\$0.00	\$8,188.12	\$21,120.22
JACOBSON, KIMBERLY DIANE	201-Reading Teacher	\$4,920.00	0.17	0	0	\$0.00	\$0.00	\$0.00	\$0.00
JACOBSON, KIMBERLY DIANE	250-Special Education Teacher	\$78,720.00	0.83	0	15	\$0.00	\$0.00	\$9,421.05	\$872.83
JAMROZEK, DANA MARIE	200-Teacher	\$56,474.00	1.00	0	15	\$0.00	\$0.00	\$6,361.21	\$20,959.68
JANISCH, KRISTIN SLOAN	611-Resource Teacher Other	\$22,875.07	0.41	0	10	\$0.00	\$0.00	\$2,576.52	\$251.92
JANISCH, KRISTIN SLOAN	611-Resource Teacher Other	\$13,187.60	0.35	0	0	\$0.00	\$0.00	\$1,485.36	\$872.83
JAPLON, LINDA CHRISTINE	200-Teacher	\$81,326.00	1.00	0	15	\$0.00	\$0.00	\$9,160.37	\$849.85

Name	Position	Base Salary	FTE	Vacation Days	Sick Days	Bonuses	Annuities	Retirement Enhancements	Other Benefits
JASTER, ANN ELIZABETH	610-Resource Teacher Elementary	\$63,180.00	1.00	0	15	\$0.00	\$0.00	\$7,116.53	\$21,026.11
JEFFERIES, MADELINE R	200-Teacher	\$54,912.00	1.00	0	15	\$0.00	\$0.00	\$6,185.29	\$12,103.37
JENSEN, JENNA DANIELLE	200-Teacher	\$63,180.00	1.00	0	15	\$0.00	\$0.00	\$7,155.95	\$12,188.69
JOHNSON, JENNIFER LYNN	610-Resource Teacher Elementary	\$64,977.00	1.00	0	15	\$0.00	\$0.00	\$7,318.82	\$12,203.02
JOHNSON, KIMBERLY LYNN	250-Special Education Teacher	\$81,326.00	1.00	0	15	\$0.00	\$0.00	\$9,945.71	\$10,693.92
JOHNSON, KRISTIN ANNE	200-Teacher	\$59,733.00	1.00	0	15	\$0.00	\$0.00	\$6,728.20	\$636.43
JOHNSON, RYAN M	250-Special Education Teacher	\$68,727.00	1.00	0	15	\$0.00	\$0.00	\$9,849.69	\$12,240.00
JUSKE, THEODORE LEE	104-Assistant Principal	\$123,088.05	1.00	20	15	\$0.00	\$0.00	\$13,864.32	\$31,094.88
KAHT, ELIZABETH MARY	200-Teacher	\$63,180.00	1.00	0	15	\$0.00	\$0.00	\$7,116.48	\$10,764.44
KARAMITSOS, ALYSSA N	200-Teacher	\$55,684.41	1.00	0	15	\$0.00	\$0.00	\$6,311.58	\$12,114.46
KARNATZ, SARAH ANNE	200-Teacher	\$60,573.16	1.00	0	15	\$0.00	\$0.00	\$6,822.95	\$12,159.44
KAVALACKAL, DEEPA E	200-Teacher	\$46,405.00	1.00	0	15	\$0.00	\$0.00	\$5,266.40	\$506.66
KEARBEEY, LAUREN A	250-Special Education Teacher	\$56,474.00	1.00	0	15	\$0.00	\$0.00	\$6,361.10	\$12,118.82
KEENY, BETH ANNE	203-English as a Second Language Teacher	\$74,762.00	1.00	0	15	\$0.00	\$0.00	\$9,100.73	\$784.98
KEISLING, ASHLEY D	610-Resource Teacher Elementary	\$42,580.41	0.92	0	14	\$0.00	\$0.00	\$4,796.23	\$11,981.45
KING, LAUREN ANN	200-Teacher	\$61,432.00	1.00	0	15	\$0.00	\$0.00	\$6,959.02	\$10,500.77
KOERTGEN, HEIDI ELIZABETH	610-Resource Teacher Elementary	\$70,683.00	1.00	0	15	\$0.00	\$0.00	\$7,961.55	\$744.69
KOLKEBECK, THERESA ANN	103-Principal	\$118,198.00	1.00	20	15	\$0.00	\$0.00	\$13,313.51	\$32,067.04
KOLLHOFF, DENISE FEENEY	200-Teacher	\$54,912.00	1.00	0	15	\$0.00	\$0.00	\$6,224.69	\$12,106.90
KOTULA, LAUREN ELIZABETH	200-Teacher	\$50,479.00	1.00	0	15	\$0.00	\$0.00	\$5,686.08	\$12,059.52
KOWALSKI, CATHERINE ANNE	200-Teacher	\$60,573.16	1.00	0	15	\$0.00	\$0.00	\$6,822.95	\$12,159.45
KRALITSCH, MICHAEL A	200-Teacher	\$68,727.00	1.00	0	15	\$0.00	\$0.00	\$7,741.20	\$12,239.99
KRIEGL ANDERSON, AMANDA JOAN	611-Resource Teacher Other	\$63,180.00	1.00	0	15	\$0.00	\$0.00	\$7,116.49	\$10,514.63
KROEGER, SARA RENA	200-Teacher	\$90,983.00	1.00	0	15	\$0.00	\$0.00	\$10,248.03	\$23,605.21
LACHANSKI, GILLIAN LYNETTE	200-Teacher	\$64,977.00	1.00	0	15	\$0.00	\$0.00	\$7,318.78	\$12,202.99
LAMZ, AMANDA ROSE	200-Teacher	\$50,479.00	1.00	0	15	\$0.00	\$0.00	\$5,686.06	\$12,059.52
LANGTIM, LINDSEY MICHELLE	200-Teacher	\$47,725.00	1.00	0	15	\$0.00	\$0.00	\$5,375.58	\$517.65
LARSEN, KATHRYN	610-Resource Teacher Elementary	\$68,727.00	1.00	0	15	\$0.00	\$0.00	\$7,741.18	\$12,240.00
LAZAR, KELLY	200-Teacher	\$53,393.00	1.00	0	15	\$0.00	\$0.00	\$6,014.11	\$10,417.68
LE BEL, KAREN RENE A	200-Teacher	\$86,019.00	1.00	0	15	\$0.00	\$0.00	\$9,688.95	\$21,319.54
LEFFELMAN, JULIA ELIZABETH	605-Resource Teacher Reading	\$111,003.82	1.00	0	18	\$0.00	\$0.00	\$12,503.29	\$12,658.09
LEISNER, MELISSA RENEE	200-Teacher	\$108,185.61	1.00	0	18	\$0.00	\$0.00	\$12,185.76	\$12,630.24
LESK, JAMIE CATHERINE	200-Teacher	\$70,683.00	1.00	0	15	\$0.00	\$0.00	\$7,961.52	\$12,259.42
LEWIS, KIMBERLY MARIE	103-Principal	\$123,649.67	1.00	20	15	\$0.00	\$0.00	\$13,927.44	\$31,901.56
LINDER, JENNIFER ANN	200-Teacher	\$64,977.00	1.00	0	15	\$0.00	\$0.00	\$7,358.23	\$691.77
LOCHBAUM, ELEANOR ISABELLE	200-Teacher	\$46,405.00	1.00	0	15	\$0.00	\$0.00	\$5,226.97	\$503.56
LONG, KENNETH EDWARD	203-English as a Second Language Teacher	\$56,474.00	1.00	0	15	\$0.00	\$0.00	\$7,002.82	\$12,118.82
LOOMIS, SHAWN LEE	208-Career and Technical Educator (CTE)	\$56,474.00	1.00	0	15	\$0.00	\$0.00	\$6,361.21	\$12,118.84

Name	Position	Base Salary	FTE	Vacation Days	Sick Days	Bonuses	Annuities	Retirement Enhancements	Other Benefits
LOPEZ ZARATE, JUANA LUPITA	200-Teacher	\$47,725.00	1.00	0	15	\$0.00	\$0.00	\$5,375.55	\$12,032.39
LUPEI, NICOLE MARIE	250-Special Education Teacher	\$79,076.00	1.00	0	15	\$0.00	\$0.00	\$8,906.89	\$12,342.45
LUX, NICOLE T	250-Special Education Teacher	\$25,958.00	0.50	0	8	\$0.00	\$0.00	\$2,930.46	\$6,060.35
MACDONALD, JILL MARIE	200-Teacher	\$133,200.14	1.00	0	18	\$0.00	\$0.00	\$15,003.35	\$24,022.80
MADONIA, ALAINA MARIE	200-Teacher	\$57,268.18	1.00	0	15	\$0.00	\$0.00	\$6,450.54	\$10,456.00
MADZY, MEGAN MARY	200-Teacher	\$51,916.00	1.00	0	15	\$0.00	\$0.00	\$5,887.25	\$22,806.83
MARTIN, AMANDA BONNIE	200-Teacher	\$20,418.20	0.44	0	7	\$0.00	\$0.00	\$2,299.68	\$201.84
MATTEL, MARILYN	103-Principal	\$118,000.00	0.80	20	15	\$0.00	\$0.00	\$13,291.20	\$28,037.60
MATTHIAS, LISA A	200-Teacher	\$49,083.00	1.00	0	15	\$0.00	\$0.00	\$5,528.83	\$14,527.08
MCGUIRE, ZANDRA ROBIN	200-Teacher	\$117,617.79	1.00	0	18	\$0.00	\$0.00	\$13,248.24	\$12,723.60
MCNALLY, EDWARD J	200-Teacher	\$72,694.00	1.00	0	15	\$0.00	\$0.00	\$8,188.06	\$23,424.46
MESIK, KRISTEN NICOLE	200-Teacher	\$64,977.00	1.00	0	15	\$0.00	\$0.00	\$7,318.82	\$20,562.66
MEYER, SEAN KENNETH	250-Special Education Teacher	\$56,474.00	1.00	0	15	\$0.00	\$0.00	\$6,361.19	\$23,263.93
MIETKA, PETER PAUL	200-Teacher	\$56,474.00	1.00	0	15	\$0.00	\$0.00	\$6,361.14	\$12,118.78
MILLER, KRISTEN LYNN	250-Special Education Teacher	\$76,889.00	1.00	0	15	\$0.00	\$0.00	\$8,660.65	\$805.92
MILNAMOW, KRISTIN N	200-Teacher	\$58,897.42	1.00	0	15	\$0.00	\$0.00	\$6,634.27	\$23,287.88
MINEHART, MEGAN E	104-Assistant Principal	\$96,282.21	1.00	20	15	\$0.00	\$0.00	\$10,845.11	\$14,339.52
MISZUK, MELENA NICHOLE	200-Teacher	\$49,083.00	1.00	0	15	\$0.00	\$0.00	\$5,528.85	\$12,045.83
MOEHLIN, AARON MICHAEL	200-Teacher	\$46,405.00	1.00	0	15	\$0.00	\$0.00	\$5,266.34	\$507.06
MONGAN, ESTHER JANE	100-District Superintendent	\$250,695.64	1.00	20	8	\$0.00	\$3,600.00	\$28,643.49	\$34,251.16
MORGAN, DANIEL PATRICK	200-Teacher	\$61,432.00	1.00	0	15	\$0.00	\$0.00	\$6,919.66	\$12,167.99
MORRISSY, KORIANN ALICE	611-Resource Teacher Other	\$64,977.00	1.00	0	15	\$0.00	\$0.00	\$7,318.81	\$19,717.17
MOWERS, JACQUELINE ANN	200-Teacher	\$52,219.53	0.98	0	14	\$0.00	\$0.00	\$5,881.92	\$561.22
MUNAO, HALLIE A	200-Teacher	\$70,683.00	1.00	0	18	\$0.00	\$0.00	\$7,961.46	\$12,259.43
MUSIAL, CHERRIE ROBESON	200-Teacher	\$72,694.00	1.00	0	18	\$0.00	\$0.00	\$8,188.10	\$23,320.61
NELSON, KYLE R	200-Teacher	\$96,234.00	1.00	0	18	\$0.00	\$0.00	\$10,839.64	\$21,353.04
NETZLEY, JAMIE ERIN	200-Teacher	\$55,684.41	1.00	0	15	\$0.00	\$0.00	\$6,272.12	\$12,111.00
NEWQUIST, MATTHEW JOHN	103-Principal	\$122,540.99	1.00	20	15	\$0.00	\$0.00	\$13,802.62	\$28,483.40
NOLAN, SARAH ELIZABETH	152-Special Education Director	\$144,746.47	1.00	20	15	\$0.00	\$0.00	\$16,303.93	\$32,113.64
Novak, Julie	250-Special Education Teacher	\$26,348.93	0.52	0	8	\$0.00	\$0.00	\$2,967.89	\$7,600.40
NOWICKI, KRISTEN NOEL	151-Assistant Special Education Director	\$98,000.00	1.00	20	15	\$0.00	\$0.00	\$11,038.77	\$31,089.76
OBRIEN, CAITLIN ANNA	200-Teacher	\$63,180.00	1.00	0	15	\$0.00	\$0.00	\$7,116.48	\$12,185.24
ODEKIRK, CHLOE MARIE	200-Teacher	\$53,393.00	1.00	0	15	\$0.00	\$0.00	\$6,014.15	\$12,088.32
OLSEN, DANIEL MICHAEL MANALO	200-Teacher	\$56,474.00	1.00	0	15	\$0.00	\$0.00	\$6,361.18	\$23,263.91
ONEILL, JILL	200-Teacher	\$70,683.00	1.00	0	15	\$0.00	\$0.00	\$7,961.59	\$19,773.55
Otto, Ashley Nicole	203-English as a Second Language Teacher	\$50,479.00	1.00	0	15	\$0.00	\$0.00	\$5,725.37	\$548.27
OTTUM, SHELBY MORGAN	200-Teacher	\$46,405.00	1.00	0	15	\$0.00	\$0.00	\$5,226.96	\$12,019.20
PALADINO, STEFANI ANN	200-Teacher	\$46,405.00	1.00	0	15	\$0.00	\$0.00	\$5,266.39	\$507.02

Name	Position	Base Salary	FTE	Vacation Days	Sick Days	Bonuses	Annuities	Retirement Enhancements	Other Benefits
PARIKH, PURVI J	153-Special Education Supervisor	\$95,709.00	1.00	0	15	\$0.00	\$0.00	\$10,780.54	\$12,806.92
PARISI, NICOLE MARIE	200-Teacher	\$68,727.00	1.00	0	15	\$0.00	\$0.00	\$7,741.19	\$10,569.36
PARKS, AMY K	200-Teacher	\$64,977.00	1.00	0	15	\$0.00	\$0.00	\$7,318.79	\$688.31
PAROLA, SCOTT ALAN	200-Teacher	\$60,573.16	1.00	0	15	\$0.00	\$0.00	\$6,862.34	\$23,308.04
PASSI, MICHELLE MARIE	200-Teacher	\$99,664.17	1.00	0	15	\$0.00	\$0.00	\$11,226.02	\$1,031.28
PASTORIK, JORDAN SULLIVAN	200-Teacher	\$51,916.00	1.00	0	15	\$0.00	\$0.00	\$5,847.80	\$23,218.83
PASZT, ALEXANDRA MARIE	103-Principal	\$121,540.00	1.00	20	15	\$0.00	\$0.00	\$13,690.07	\$31,410.60
PEARSON, DOMINIC VINCENT	250-Special Education Teacher	\$47,725.00	1.00	0	15	\$0.00	\$0.00	\$5,375.60	\$12,032.36
PEDIGO, JORDAN MATTHEW	200-Teacher	\$54,144.16	1.00	0	15	\$0.00	\$0.00	\$5,948.36	\$11,793.50
PENDER, KRISTIN NOEL	200-Teacher	\$59,733.00	1.00	0	15	\$0.00	\$0.00	\$6,728.16	\$23,296.29
PEREDA, EDGAR STEVEN	104-Assistant Principal	\$106,692.00	1.00	20	15	\$0.00	\$0.00	\$12,017.52	\$30,913.96
PERRY, SYDNEY MARIE	200-Teacher	\$51,916.00	1.00	0	15	\$0.00	\$0.00	\$5,847.83	\$4,201.03
PERTIET, ERIC KENNETH	200-Teacher	\$91,497.09	1.00	0	18	\$0.00	\$0.00	\$10,306.08	\$12,465.12
PETERS, ABIGAIL ANN	200-Teacher	\$47,725.00	1.00	0	15	\$0.00	\$0.00	\$5,375.60	\$12,032.36
PETERSON, HEIDI LYN	200-Teacher	\$90,983.00	1.00	0	15	\$0.00	\$0.00	\$10,248.01	\$21,300.96
PFEIFER, TAYLOR MORGAN	200-Teacher	\$64,977.00	1.00	0	15	\$0.00	\$0.00	\$7,358.22	\$23,351.61
PFLUG, DAINA M	114-Chief School Business Official	\$156,483.41	1.00	20	12	\$0.00	\$0.00	\$10,510.56	\$15,371.76
PIEHL, ALEX J	200-Teacher	\$64,068.62	1.00	0	15	\$0.00	\$0.00	\$7,216.59	\$12,193.94
PIEL, JONATHAN EDWARD	200-Teacher	\$68,727.00	1.00	0	15	\$0.00	\$0.00	\$7,780.64	\$23,388.58
PODGORSKI, PATRICK JAMES	103-Principal	\$130,750.00	1.00	20	15	\$0.00	\$0.00	\$12,689.09	\$31,889.51
POLLASTRINI, SHEILA L	200-Teacher	\$98,074.88	1.00	0	15	\$0.00	\$0.00	\$11,046.97	\$23,259.88
PORTER, CARSON TIMOTHY	200-Teacher	\$56,474.00	1.00	0	15	\$0.00	\$0.00	\$6,385.99	\$12,120.98
PORTO, BRETT D	200-Teacher	\$72,694.00	1.00	0	18	\$0.00	\$0.00	\$8,187.99	\$21,120.07
POTTER, AMY ELISE	200-Teacher	\$61,432.00	1.00	0	15	\$0.00	\$0.00	\$6,919.67	\$12,370.05
Powell, Griff E	100-District Superintendent	\$45,000.00	0.17	0	0	\$0.00	\$0.00	\$0.00	\$0.00
PRILL, RACHEL LEE	611-Resource Teacher Other	\$74,762.00	1.00	0	15	\$0.00	\$0.00	\$8,421.15	\$12,299.75
PROBERTS, TAMARA ANN	104-Assistant Principal	\$99,370.00	1.00	20	15	\$0.00	\$0.00	\$11,192.87	\$12,830.84
PURKIS, JANE A K	200-Teacher	\$63,180.00	1.00	0	15	\$0.00	\$0.00	\$7,116.48	\$23,330.34
RABE, MAISSIE L	200-Teacher	\$46,405.00	1.00	0	15	\$0.00	\$0.00	\$5,226.96	\$11,933.06
REBONE, STEPHANIE LYNN	200-Teacher	\$63,180.00	1.00	0	15	\$0.00	\$0.00	\$7,116.48	\$12,185.28
REED, MEAGAN SUE	200-Teacher	\$101,787.00	1.00	0	15	\$0.00	\$0.00	\$11,465.05	\$12,566.89
REIER, JENINE LOUISE	203-English as a Second Language Teacher	\$61,432.00	1.00	0	15	\$0.00	\$0.00	\$6,919.62	\$12,122.01
REMREY, DOUGLAS M	200-Teacher	\$96,234.00	1.00	0	18	\$0.00	\$0.00	\$10,839.60	\$12,512.16
RENNELS, BRITTANY MARIE	200-Teacher	\$54,144.16	1.00	0	15	\$0.00	\$0.00	\$6,098.72	\$22,825.42
RENNINGER, VERONICA ROSE	200-Teacher	\$58,080.00	1.00	0	15	\$0.00	\$0.00	\$6,581.53	\$12,138.10
RICHMAN, SCOTT THOMAS	200-Teacher	\$56,474.00	1.00	0	15	\$0.00	\$0.00	\$6,361.21	\$12,118.80
RIGITANO, ANTHONY J	200-Teacher	\$88,466.00	1.00	0	18	\$0.00	\$0.00	\$9,964.80	\$21,276.23
ROBERTS, GARRET	200-Teacher	\$66,826.00	1.00	0	15	\$0.00	\$0.00	\$7,566.55	\$23,369.86

Name	Position	Base Salary	FTE	Vacation Days	Sick Days	Bonuses	Annuities	Retirement Enhancements	Other Benefits
ROBINSON, BRITTNEY NICHOLE	200-Teacher	\$88,466.00	1.00	0	15	\$0.00	\$0.00	\$9,964.75	\$920.62
ROBINSON, RYAN CHARLIE	208-Career and Technical Educator (CTE)	\$88,466.00	1.00	0	18	\$0.00	\$0.00	\$9,964.80	\$31,133.75
RODRIGUEZ MONTERO, IGNACIO	200-Teacher	\$70,683.00	1.00	0	15	\$0.00	\$0.00	\$7,961.53	\$23,404.54
RODRIGUEZ, LISSETTE ARELY	203-English as a Second Language Teacher	\$46,405.00	1.00	0	15	\$0.00	\$0.00	\$5,226.99	\$12,019.20
ROEDER, AMIE L	200-Teacher	\$66,826.00	1.00	0	15	\$0.00	\$0.00	\$7,527.13	\$12,221.26
ROURKE, MELISSA N	104-Assistant Principal	\$98,470.44	1.00	20	15	\$0.00	\$0.00	\$11,091.35	\$31,402.40
ROUSE, JENNIFER LYNN	200-Teacher	\$96,234.00	1.00	0	15	\$0.00	\$0.00	\$10,839.61	\$23,657.27
ROVGE, JULIE HENRIETTA	200-Teacher	\$54,912.00	1.00	0	15	\$0.00	\$0.00	\$6,185.32	\$19,617.56
SAMMARCO, STEPHANIE JEAN	200-Teacher	\$66,826.00	1.00	0	15	\$0.00	\$0.00	\$7,527.13	\$706.51
SAMMER, NINA MARIE	250-Special Education Teacher	\$56,474.00	1.00	0	15	\$0.00	\$0.00	\$6,400.59	\$12,122.25
SAMUELSON, SARAH K	611-Resource Teacher Other	\$93,572.00	1.00	0	15	\$0.00	\$0.00	\$10,539.86	\$12,485.75
SANTIAGO, JENNIFER LYNN	200-Teacher	\$88,466.00	1.00	0	15	\$0.00	\$0.00	\$9,964.78	\$23,580.44
SCHMITT, ADAM JAMES	200-Teacher	\$47,725.00	1.00	0	15	\$0.00	\$0.00	\$5,375.57	\$12,032.39
SCHREMSER, ASHLEY A	200-Teacher	\$70,683.00	1.00	0	15	\$0.00	\$0.00	\$7,961.51	\$23,404.54
SCHULTZ, ASHLEY BROOKE	200-Teacher	\$70,683.00	1.00	0	15	\$0.00	\$0.00	\$7,961.57	\$12,259.36
SCHULTZ, ASHLEY JANE	200-Teacher	\$63,180.00	1.00	0	15	\$0.00	\$0.00	\$7,116.48	\$12,185.26
SCHULTZ, MELISSA D	200-Teacher	\$61,432.00	1.00	0	15	\$0.00	\$0.00	\$6,919.68	\$653.26
Schumacher, Kyle A	100-District Superintendent	\$37,000.00	0.17	0	0	\$0.00	\$0.00	\$0.00	\$0.00
SCOLIERE, NICHOLAS PAUL	200-Teacher	\$56,474.00	1.00	0	15	\$0.00	\$0.00	\$6,361.20	\$12,118.80
SCOTT, LISA K	208-Career and Technical Educator (CTE)	\$96,234.00	1.00	0	15	\$0.00	\$0.00	\$10,839.61	\$997.43
SCRUGGS, TINA MARIE	200-Teacher	\$90,983.00	1.00	0	18	\$0.00	\$0.00	\$10,248.03	\$23,259.00
SELHOST, LAUREN MARIE	200-Teacher	\$58,080.00	1.00	0	15	\$0.00	\$0.00	\$6,581.59	\$1,791.48
SETCHELL, MALLARY LYNN	200-Teacher	\$46,405.00	1.00	0	15	\$0.00	\$0.00	\$5,226.97	\$503.56
SEWELL, GRACIE MARIA	200-Teacher	\$74,762.00	1.00	0	15	\$0.00	\$0.00	\$8,421.14	\$12,299.76
SHACKELFORD, KATHLEEN M	250-Special Education Teacher	\$50,479.00	1.00	0	15	\$0.00	\$0.00	\$5,686.06	\$544.80
SHADEL, VICTORIA CATHERINE	107-General Administrator or General Supervisor	\$91,525.00	1.00	20	15	\$0.00	\$0.00	\$10,309.18	\$30,474.27
SHARE BERGERON, MICHELLE FRAN	200-Teacher	\$58,080.00	1.00	0	15	\$0.00	\$0.00	\$6,542.16	\$23,279.79
SHEPARD, KRISTOPHER THOMAS	200-Teacher	\$53,393.00	1.00	0	15	\$0.00	\$0.00	\$6,014.11	\$573.63
SHOTT, JAROD M	200-Teacher	\$81,326.00	1.00	0	15	\$0.00	\$0.00	\$9,160.33	\$23,509.70
SIMONCELLI, TIFFANY RENE	200-Teacher	\$69,694.25	1.00	0	15	\$0.00	\$0.00	\$7,850.28	\$22,935.16
SINNAEVE, MICHELE HURST	200-Teacher	\$81,326.00	1.00	0	18	\$0.00	\$0.00	\$9,160.40	\$23,509.68
SKOK-FERRY, LAUREN LOUISE	200-Teacher	\$68,727.00	1.00	0	15	\$0.00	\$0.00	\$7,741.19	\$22,217.06
SMAGACZ, JULIA ELISE	200-Teacher	\$64,977.00	1.00	0	15	\$0.00	\$0.00	\$7,358.22	\$12,206.49
SMITH, ELENI GRACE	605-Resource Teacher Reading	\$76,889.00	1.00	0	15	\$0.00	\$0.00	\$8,660.66	\$19,834.81
SMITH, EMILY ANNETTE	200-Teacher	\$53,393.00	1.00	0	15	\$0.00	\$0.00	\$6,014.15	\$10,417.68
SMITH, MARGARET ANNA	200-Teacher	\$66,826.00	1.00	0	15	\$0.00	\$0.00	\$7,527.12	\$19,735.43
SMOY, TAYLOR MARIE	200-Teacher	\$66,826.00	1.00	0	15	\$0.00	\$0.00	\$7,527.11	\$12,221.28
SMYTH, MONICA JEAN	200-Teacher	\$106,155.64	1.00	0	18	\$0.00	\$0.00	\$11,957.21	\$12,610.16

Name	Position	Base Salary	FTE	Vacation Days	Sick Days	Bonuses	Annuities	Retirement Enhancements	Other Benefits
SNYDER, ERICA ANNE	103-Principal	\$104,600.00	1.00	20	15	\$0.00	\$0.00	\$11,781.83	\$33,623.72
SOELKE, COLLEEN CAROL	200-Teacher	\$58,897.42	1.00	0	15	\$0.00	\$0.00	\$6,634.06	\$19,241.55
SOSS, ZOE RENEE	200-Teacher	\$46,405.00	1.00	0	15	\$0.00	\$0.00	\$5,226.97	\$503.57
SPEIDEN, ANDREW HOWARD	104-Assistant Principal	\$91,525.00	1.00	20	15	\$0.00	\$0.00	\$10,309.18	\$31,025.91
ST JOHN, SUZANNE MARIE	200-Teacher	\$101,787.00	1.00	0	15	\$0.00	\$0.00	\$11,465.03	\$12,768.99
STARKS, BRADLEY A	200-Teacher	\$98,972.00	1.00	0	18	\$0.00	\$0.00	\$11,148.00	\$20,053.21
STEINMEIER, MELISSA TINA	250-Special Education Teacher	\$73,716.64	1.00	0	15	\$0.00	\$0.00	\$8,303.32	\$774.72
Stewart, Jennah Joy	200-Teacher	\$20,907.75	0.30	0	15	\$0.00	\$0.00	\$2,354.95	\$4,541.88
STONER, KELLI J	200-Teacher	\$96,234.00	1.00	0	15	\$0.00	\$0.00	\$10,839.60	\$12,512.12
STRACH, BRENDA SUSAN	200-Teacher	\$68,727.00	1.00	0	15	\$0.00	\$0.00	\$7,780.63	\$12,243.46
STROH, TERRY L	111-Director Area Voc Cent or Supervisor or More 1 field in CTE	\$118,903.06	1.00	20	15	\$0.00	\$0.00	\$13,393.18	\$31,660.92
STROHM, KATHRYN LYNN	610-Resource Teacher Elementary	\$70,683.00	1.00	0	15	\$0.00	\$0.00	\$7,961.50	\$11,206.29
STRUYK, JAMES ADAM	200-Teacher	\$88,466.00	1.00	0	18	\$0.00	\$0.00	\$9,964.75	\$19,949.51
SUERTH, STACY LYNN	153-Special Education Supervisor	\$88,910.00	1.00	0	15	\$0.00	\$0.00	\$10,014.72	\$12,693.92
SZYMANSKI, CASSIDY JANE	200-Teacher	\$47,725.00	1.00	0	15	\$0.00	\$0.00	\$5,375.56	\$12,032.36
TEELE, BRAYDEN THOMAS	208-Career and Technical Educator (CTE)	\$62,296.40	1.00	0	15	\$0.00	\$0.00	\$7,056.36	\$12,180.00
THAYER, REBEKAH ERIN	200-Teacher	\$75,813.81	1.00	0	15	\$0.00	\$0.00	\$8,539.59	\$23,455.24
THENNES, JENNIFER KAY	200-Teacher	\$83,640.00	1.00	0	15	\$0.00	\$0.00	\$9,420.96	\$23,532.72
THORNER, CASSIDY D	200-Teacher	\$46,405.00	1.00	0	15	\$0.00	\$0.00	\$5,226.99	\$503.57
TINSLEY, KRISTINA JEAN	200-Teacher	\$63,180.00	1.00	0	15	\$0.00	\$0.00	\$7,116.48	\$1,636.30
TOSCH, ABIGAIL ELIZABETH	605-Resource Teacher Reading	\$64,977.00	1.00	0	15	\$0.00	\$0.00	\$7,318.79	\$12,203.03
TULLY, MICHAEL J	200-Teacher	\$51,916.00	1.00	0	15	\$0.00	\$0.00	\$5,847.87	\$22,803.37
VALENTINI, MARK L	200-Teacher	\$79,076.00	1.00	0	15	\$0.00	\$0.00	\$8,906.92	\$827.75
VALENTINI, RACHEL E	200-Teacher	\$70,683.00	1.00	0	15	\$0.00	\$0.00	\$7,961.52	\$30,957.82
VANWAGENEN, AMY E	200-Teacher	\$56,474.00	1.00	0	15	\$0.00	\$0.00	\$6,400.63	\$12,122.26
VASIL, KRISTIANA MARIE	200-Teacher	\$58,897.42	1.00	0	15	\$0.00	\$0.00	\$6,634.25	\$12,138.13
VAUGHN, MICHELLE J	153-Special Education Supervisor	\$96,282.21	1.00	0	15	\$0.00	\$0.00	\$10,845.11	\$31,464.64
VEST, JENNA DANIELLE	200-Teacher	\$61,432.00	1.00	0	15	\$0.00	\$0.00	\$6,959.08	\$12,065.83
VILLAGOMEZ, BERENICE GONZALEZ	200-Teacher	\$50,479.00	1.00	0	15	\$0.00	\$0.00	\$5,686.04	\$10,840.79
VOCK, ANDREW CARL	200-Teacher	\$79,076.00	1.00	0	15	\$0.00	\$0.00	\$8,906.91	\$5,749.79
Walker, Sharon	200-Teacher	\$51,916.00	1.00	0	15	\$0.00	\$0.00	\$5,516.43	\$11,389.48
WALLNER, NEIL M	200-Teacher	\$136,251.08	1.00	0	15	\$0.00	\$0.00	\$15,347.04	\$24,053.04
WAY, JESSICA A	200-Teacher	\$70,683.00	1.00	0	15	\$0.00	\$0.00	\$7,961.53	\$12,259.41
WAYNE, JESSICA PATRICE	250-Special Education Teacher	\$50,479.00	1.00	0	15	\$0.00	\$0.00	\$5,686.08	\$10,884.00
WEIBLER, JENNIFER L	200-Teacher	\$83,640.00	1.00	0	15	\$0.00	\$0.00	\$9,420.98	\$23,532.66
WEICK, BRIAN R	208-Career and Technical Educator (CTE)	\$90,983.00	1.00	0	15	\$0.00	\$0.00	\$10,248.09	\$23,605.20
WEST, LINDA REGINA	200-Teacher	\$58,080.00	1.00	0	15	\$0.00	\$0.00	\$6,542.14	\$12,134.65
WILLIAMS, HEIDI MARIE	200-Teacher	\$63,180.00	1.00	0	15	\$0.00	\$0.00	\$7,116.44	\$670.49

Name	Position	Base Salary	FTE	Vacation Days	Sick Days	Bonuses	Annuities	Retirement Enhancements	Other Benefits
ZABALA, KATLYN	203-English as a Second Language Teacher	\$27,099.01	0.52	0	8	\$0.00	\$0.00	\$3,052.41	\$296.50
ZIERK, CARRIE ELIZABETH	200-Teacher	\$93,572.00	1.00	0	15	\$0.00	\$0.00	\$10,539.82	\$21,326.64
ZIPOY, HANNAH	200-Teacher	\$59,733.00	1.00	0	15	\$0.00	\$0.00	\$6,767.53	\$12,154.61
ZURAVA, ELIZABETH A	250-Special Education Teacher	\$74,762.00	1.00	0	15	\$0.00	\$0.00	\$8,421.10	\$12,299.77

<b>Totals</b>									
<b>Distinct Employee Count: 336</b>		<b>Distinct Positions Count: 338</b>		<b>Total Positions Count: 338</b>		<b>Vacation Days: 560</b>		<b>Sick Days: 5028</b>	
<b>Base Salary: \$23,897,854.15</b>		<b>Bonuses: \$0.00</b>		<b>Annuities: \$3,600.00</b>		<b>Retirement Enhancements: \$2,683,679.79</b>		<b>Other Benefits: \$4,767,993.42</b>	

## MEMORANDUM

TO: Dr. Kyle Schumacher & Dr. Tim Kilrea Co-Interim Superintendents,  
Board of Education

FROM: Daina Pflug, Business Manager

DATE: September 15, 2025

RE: Public Disclosure of IMRF Total Compensation

---

Annually school districts must post information pertaining to salary benefits offered through the Illinois Municipal Retirement Fund (Public Act 97-0609). This is required to be posted on our website within 6 business days after the final budget is approved. This report includes employees having a total compensation package that exceeds \$75,000 per year. Total compensation includes salary, employer paid health insurance, vacation and sick days granted. The 2025-2026 report is included in the board packet.

**CENTRAL COMM UNIT SCHOOL DISTRICT 301  
PUBLIC DISCLOSURE OF IMRF TOTAL COMPENSATION**

**Illinois Public Act 97-0609**

**2025-2026**

<b>Name</b>	<b>Annual Salary</b>	<b>Employer Paid Benefits</b>	<b>Housing Vehicle Allowance</b>	<b>Annuity</b>	<b>Longevity Bonus</b>	<b>Loans or Clothing Allowance</b>	<b>Vacation Days</b>	<b>Sick Days</b>	<b>Total Compensation</b>
ACCOUNTING ASSISTANT	\$ 95,557.67	\$ 28,703.56					20	12	\$ 124,261.23
ACCOUNTING ASSISTANT	\$ 57,798.04	\$ 28,703.56					10	12	\$ 86,501.60
ASST ATHLETIC DIRECTOR	\$ 99,082.35	\$ 26,137.96					20	12	\$ 125,220.31
BOARD CERT BEHAVIOR ANALYST	\$ 58,906.00	\$ 23,927.60					0	12	\$ 82,833.60
BUSINESS MANAGER	\$ 164,698.79	\$ 28,703.56					20	12	\$ 193,402.35
DIRECTOR OF BUILDINGS & GROUND	\$ 138,375.76	\$ 28,703.56					20	12	\$ 167,079.32
DIRECTOR OF TECHNOLOGY	\$ 162,698.56	\$ 28,703.56					20	12	\$ 191,402.12
DIRECTOR OR TRANSPORTATION	\$ 122,628.10	\$ 28,703.56					20	12	\$ 151,331.66
DISPATCHER/ROUTER	\$ 80,093.13	\$ 21,527.56					15	12	\$ 101,620.69
FOOD SERVICE MGR/DIRECTOR	\$ 74,862.22	\$ 28,703.56					20	12	\$ 103,565.78
GROUNDS SUPERVISOR	\$ 99,130.97	\$ 28,703.56					20	12	\$ 127,834.53
HEAD/EXECUTIVE SECRETARY	\$ 84,695.14	\$ 28,703.56					20	12	\$ 113,398.70
HEAD/EXECUTIVE SECRETARY	\$ 82,095.00	\$ 28,703.56					10	12	\$ 110,798.56
HEAD/EXECUTIVE SECRETARY	\$ 67,848.75	\$ 28,703.56					15	12	\$ 96,552.31
HEAD/EXECUTIVE SECRETARY	\$ 66,054.90	\$ 28,703.56					10	12	\$ 94,758.46
HEAD/EXECUTIVE SECRETARY	\$ 66,054.90	\$ 28,703.56					10	12	\$ 94,758.46
HEAD/EXECUTIVE SECRETARY	\$ 61,045.00	\$ 28,703.56					10	12	\$ 89,748.56
HR GENERALIST	\$ 82,568.63	\$ 28,703.56					10	12	\$ 111,272.19
HR SPECIALIST	\$ 95,481.58	\$ 28,703.56					20	12	\$ 124,185.14
HR SPECIALIST	\$ 84,220.00	\$ 28,703.56					10	12	\$ 112,923.56
MAINTENANCE	\$ 73,622.88	\$ 10,982.56					20	12	\$ 84,605.44
MAINTENANCE	\$ 70,824.96	\$ 10,982.56					15	12	\$ 81,807.52
MAINTENANCE	\$ 58,944.24	\$ 21,527.56					0	12	\$ 80,471.80
MAINTENANCE	\$ 58,944.24	\$ 21,527.56					20	12	\$ 80,471.80
SAFETY COORDINATOR	\$ 70,403.09	\$ 21,527.56					15	12	\$ 91,930.65
SCHOOL LEVEL SECRETARY	\$ 67,069.44	\$ 10,982.56					20	12	\$ 78,052.00
SCHOOL LEVEL SECRETARY	\$ 56,835.84	\$ 21,143.52					15	12	\$ 77,979.36
SCHOOL LEVEL SECRETARY	\$ 55,969.92	\$ 21,527.56					20	12	\$ 77,497.48
SHOP MANAGER	\$ 64,688.72	\$ 10,982.56					10	12	\$ 75,671.28
TECH LEVEL 3 SUPPORT SPECIALIS	\$ 81,313.46	\$ 10,982.56					15	12	\$ 92,296.02
TECHNOLOGY MANAGER SPECIALIST	\$ 110,471.26	\$ 28,703.56					20	12	\$ 139,174.82
TECHNOLOGY MANAGER SPECIALIST	\$ 86,331.32	\$ 28,703.56					15	12	\$ 115,034.88

*Central Community Unit School District 301 does not provide Housing Allowance and/or Loans.*

## Head Count for Large Districts (District)

Count Date: 09/01/2025

Central CUSD 301

Entity	EE	PK	KG	01	02	03	04	05	06	07	08	09	10	11	12	13	Total
<b>Elementary Schools</b>																	
100 - Howard B. Thomas Grade School	21	27	102	100	110	91	119	107									677
110 - Lily Lake Grade School			40	36	45	49	58	37									265
120 - Prairie View Grade School	20	27	57	80	85	93	114	101									577
130 - Country Trails Grade School	26	24	102	118	100	125	116	136									747
Sub-Total	67	78	301	334	340	358	407	381	0	0	0	0	0	0	0	0	2,266
<b>Middle Schools</b>																	
300 - Central Middle School									6	3	373						382
310 - Prairie Knolls Middle School									409	422	1						832
Sub-Total	0	0	0	0	0	0	0	0	415	425	374	0	0	0	0	0	1,214
<b>High Schools</b>																	
400 - Central High School												424	436	423	388		1,671
Sub-Total	0	0	0	0	0	0	0	0	0	0	0	424	436	423	388	0	1,671
<b>Out of Districts</b>																	
600 - SPED Out of District Placement				7	2	5	4	3	2		3	4	3	3	41		77
Sub-Total	0	0	0	7	2	5	4	3	2	0	3	4	3	3	41	0	77
<b>Grand Total</b>	<b>67</b>	<b>78</b>	<b>301</b>	<b>341</b>	<b>342</b>	<b>363</b>	<b>411</b>	<b>384</b>	<b>417</b>	<b>425</b>	<b>377</b>	<b>428</b>	<b>439</b>	<b>426</b>	<b>429</b>	<b>0</b>	<b>5,228</b>