

**Richland County Community Unit School District No.1
Board of Education**

**Regular Meeting
Thursday, February 15, 2024
Richland County High School
1200 E. Laurel St.
Olney, IL 62450
6:00 PM**

I.	Call to Order and Pledge of Allegiance	
II.	Roll Call	
III.	Recognition and Comments from Employees and Public	
	A. FFA Agronomy Team of Kaitlin Kocher, Kylie Kocher, Evelyn Volk, and Natalie Zwilling - 1st place State Competition	
	B. 2024 Illinois Music Education Association (ILMEA) All-State Ensembles participants, Aidan Gomez and Emma Wells	
	C. Mrs. Erin Hardy, 2nd Grade Teacher - 2024 Lego Education Ambassador	
IV.	Consent Agenda	
	A. * Minutes of Previous Meetings	
	1. Regular and Closed Minutes of the Regular Board Meeting of Thursday, January 18, 2024.	3
	B. * Closed Minutes	
	1. * Approve Destruction of Audio Recordings of July 21, 2022.	
	C. * Communication	
	1. * Thank You Notes	8
	D. * January FOIA Log	
	E. * Building Reports	
	1. * RCELC	12
	2. * RCES	14
	3. * RCMS	16
	4. * RCHS	17
	5. * Special Education	20
	F. * Approve Fundraisers	21
V.	Financial Reports	
	A. Treasurer's Report	25
	B. Balance Sheet	26
	C. Approval of Bills and Payroll	31
	D. All Other Financial Reports	
	1. Comparison of Funds - January 2023 with January 2024	85
	2. Monthly Financial Report	86
	3. Financial Update/Review	171
VI.	Administrative Reports	
	A. Superintendent's Report	
	1. 21st CCLC Annual Statewide Evaluation 2022-2023	173
	2. Solar Eclipse Day - April 8, 2024	
	3. IASB Wabash Valley Spring Division Meeting - March 19, 2024	

B.	Assistant Superintendent's Report	
VII.	Unfinished Business	
VIII.	New Business	
A.	Approve Amended School Calendar - Snow Days of January 19 & 22	199
B.	Approve Performance Rankings File (Licensed Staff)	200
C.	Approve Educational Support Staff Seniority List	313
D.	Approve Purchase of Real Estate	
IX.	Enter Executive Session	
A.	2(c)(1) To Consider Information Regarding Appointment, Employment, Compensation, Discipline, Performance, or Dismissal of Individual Employees	
B.	2(c)(2) To Discuss Matters of Collective Negotiating Between the Public Body and its Employees or their Representatives	
C.	2(c)(11) To Discuss Matters of Possible or Pending Litigation	
D.	2(c)(21) To Discuss Matters of Closed Session Minutes	
X.	Exit Executive Session	
XI.	Personnel Action	
XII.	Request for Converting Military Service Credit to IMRF	
XIII.	Possible action on discipline of a Professional Educator Licensed staff member, and to adopt Notice to Remedy of a Professional Educator Licensed Staff member	
XIV.	Adjournment	

Regular Meeting
Thursday, January 18, 2024 6:00 PM Central

Richland County High School
1200 E. Laurel St.
Olney, IL 62450

I. Call to Order and Pledge of Allegiance – The regular meeting of the Richland County Board of Education was called to order by President Scott Snyder at 6:00 p.m. on Thursday, January 18, 2024.

II. Roll Call

Jake Anderson: Present
Cindy Bailey: Present
Norm Henderson: Present
Marc Leist: Present
Cindy Lockley: Present (via zoom)
Scott Snyder: Present
Jeff Wilson: Present
Present: 7.

III. Recognition and Comments from Employees and Public -

Mike Stevens and Tracy Snider both addressed the board regarding the discussion of female athletic uniforms.

The 2024 Illinois State Scholars were recognized and presented with a Silver Eagle Coin. The following students were recognized: Rylee Bloomer, Danielle Brown, Grayce Burgener, Genevieve Carey, Natalie Ellison, Lucy Johnson, Sean Joyce, Mya Kessler, Aaron Klingler, Isaac Klingler, Ally Lynch, Madison Nelson, Trenton Payne, Evelyn Potter, Colby Redman, Isabella Trupiano, Claire Vaal, and Isaac Zwilling.

IV. Consent Agenda

Motion to approve the consent agenda as presented. This motion, made by Norm Henderson and seconded by Jeff Wilson, Passed.

Jake Anderson: Yea, Cindy Bailey: Yea, Norm Henderson: Yea, Marc Leist: Yea, Cindy Lockley: Yea, Scott Snyder: Yea, Jeff Wilson: Yea
Yea: 7, Nay: 0

IV.A. * Minutes of Previous Meetings

IV.A.1. * Regular and Closed Minutes of the Regular Board Meeting of Thursday, December 21, 2023, and Special Board Meeting of Thursday, January 4, 2024.

IV.B. * Closed Minutes

IV.B.1. * Approve Destruction of Audio Recordings of June 16, 2022.

IV.C. * Communication

IV.C.1. Thank You Notes for flowers sent due to a death in family – Bobblie Lathrop, Brandi Mitchell, Leroy & Brenda Stallard, Leon Stallard, Tara Milburn & Greg Stallard

IV.D. * December FOIA Log included one request in December from Legal Action Chicago requesting data on the number of pupils with unpaid bills for school meals and their balances.

IV.E. * Building & Discipline Reports submitted by Administration from each building

IV.E.1. * RCELC

IV.E.2. * RCES

IV.E.3. * RCMS

IV.E.4. * RCHS

IV.E.5. * Special Education

IV.F. * Approve Fundraisers

IV.G. * Policies for Second Reading and Adoption – **Document Registry 24-01-03**

IV.G.1. * 2.20 School Board Powers and Duties

IV.G.2. * 2.120 Board Member Development

IV.G.3. * 2.200 Types of School Board Meetings

IV.G.4. * 2.220 School Board Meeting Procedures

IV.G.5. * 3.50 Administrative Personnel Other Than the Superintendent

IV.G.6. * 4.10 Fiscal and Business Management

IV.G.7. * 4.30 Revenue and Investments

IV.G.8. * 4.60 Purchase and Contracts

IV.G.9. * 4.130 Free and Reduced Price Food Service

IV.G.10. * 4.160 Environmental Quality Of Buildings and Grounds

IV.G.11. * 5.200 Terms and Conditions and Employment and Dismissal

IV.G.12. * 5.210 Resignations and Retirement

IV.G.13. * 5.220 Substitute Teachers

IV.G.14. * 5.250 Leaves of Absence

IV.G.15. * 5.330 Sick Days, Vacation, Holidays, and Leaves

IV.G.16. * 6.15 School Accountability

IV.G.17. * 6.50 School Wellness

IV.G.18. * 6.60 Curriculum Content

IV.G.19. * 6.230 Library Media Program

IV.G.20. * 7.60 Residence

IV.G.21. * 7.190 Student Behavior

IV.G.22. * 7.290 Suicide and Depression Awareness and Prevention

IV.G.23. * 8.30 Visitors to and Conduct on School Property

V. Financial Reports

Motion to approve financial reports as presented. This motion, made by Jeff Wilson and seconded by Norm Henderson, Passed.

Jake Anderson: Yea, Cindy Bailey: Yea, Norm Henderson: Yea, Marc Leist: Yea, Cindy Lockley: Yea, Scott Snyder: Yea, Jeff Wilson: Yea

Yea: 7, Nay: 0

V.A. Treasurer's Report – the monthly treasurer’s report was presented.

V.B. Balance Sheet – the monthly balance sheet was presented.

V.C. Approval of Bills and Payroll – The monthly bill listing to date in the amount of \$353,379.19 and the district payroll for the month of December 2023 was presented for payment. Payroll and personnel on a regular employment status for the month of January 2024 is the same as the month of December 2023 with the following exceptions.

ADDITIONS: Caitlin Ochs – Interim RCMS Band Director
Christina Renfrow – Part-time RCHS Food Service Staff Member

DELETIONS: Lindsey Tomlin – RCES Speech Language Pathologist

CHANGES: Megan Seaton – from RCES Special Education Teacher to Interim Assistant Special Needs Director

V.D. All Other Financial Reports

V.D.1. Comparison of Funds - December 2022 with December 2023

V.D.2. Monthly Financial Report – the monthly financial report was presented.

V.D.3. Financial Update/Review – Mr. LeCrone reviewed the financial reports.

VI. Administrative Reports

VI.A. Superintendent's Report

VI.A.1. State of the District Report – ***Document Registry 24-01-04***
Mr. Fox presented the annual State of the District Report. The report will be available to view on the district website www.rccul.net

VI.A.2. Statements of Economic Interest – please complete by February 15th.

VI.B. Assistant Superintendent's Report

VII. Unfinished Business

VIII. New Business

VIII.A. Approve 2024 RCHS Roof Bid - **Document Registry 24-01-05**

Motion to approve the 2024 RCHS Roof Project to BP Roofing in the amount of \$93,455.00.

This motion, made by Jeff Wilson and seconded by Cindy Bailey, Passed.

Jake Anderson: Yea, Cindy Bailey: Yea, Norm Henderson: Yea, Marc Leist: Yea, Cindy

Lockley: Yea, Scott Snyder: Yea, Jeff Wilson: Yea

Yea: 7, Nay: 0

VIII.B. Approve Purchase of Buses – **Document Registry 24-01-06**

Motion to approve the purchase of three buses from Central States Bus Sales, Inc. in the amount of \$409,940.00 with adding the option of stop arm cameras at 350.00 each bus. This motion, made by Jake Anderson and seconded by Jeff Wilson, Passed.

Jake Anderson: Yea, Cindy Bailey: Yea, Norm Henderson: Yea, Marc Leist: Yea, Cindy

Lockley: Yea, Scott Snyder: Yea, Jeff Wilson: Yea

Yea: 7, Nay: 0

Motion to approve the purchase of one Activity Bus with options as presented from Southern Bus & Mobility in the amount of \$93,471.00. This motion, made by Jeff Wilson and seconded by Norm Henderson, Passed.

Jake Anderson: Yea, Cindy Bailey: Yea, Norm Henderson: Yea, Marc Leist: Yea, Cindy

Lockley: Yea, Scott Snyder: Yea, Jeff Wilson: Yea

Yea: 7, Nay: 0

VIII.C. Approve Contract with BLDD for RCHS Parking Lot Project –

Document Registry 24-01-07

Motion to approve the contract with BLDD for \$56,000.00 to oversee the RCHS Parking Lot Improvements. This motion, made by Norm Henderson and seconded by Jeff Wilson, Passed.

Jake Anderson: Yea, Cindy Bailey: Yea, Norm Henderson: Yea, Marc Leist: Yea, Cindy

Lockley: Yea, Scott Snyder: Yea, Jeff Wilson: Yea

Yea: 7, Nay: 0

VIII.D. Approve Purchase of Real Estate - **Document Registry 24-01-08**

Motion to approve the purchase of real estate located at 205 N. Lincoln St. for the total amount of \$50,184.67 including closing cost and fees. This motion, made by Jake Anderson and seconded by Cindy Bailey, Passed.

Norm Henderson: Nay, Jake Anderson: Yea, Cindy Bailey: Yea, Marc Leist: Yea, Cindy

Lockley: Yea, Scott Snyder: Yea, Jeff Wilson: Yea

Yea: 6, Nay: 1

Norm Henderson: Nay

IX. Enter Executive Session

Motion to enter executive session at 7:04 p.m. This motion, made by Cindy Bailey and seconded by Jeff Wilson, Passed.

Jake Anderson: Yea, Cindy Bailey: Yea, Norm Henderson: Yea, Marc Leist: Yea, Cindy

Lockley: Yea, Scott Snyder: Yea, Jeff Wilson: Yea

Yea: 7, Nay: 0

IX.A. 2(c)(1) To Consider Information Regarding Appointment, Employment, Compensation, Discipline, Performance, or Dismissal of Individual Employees

IX.B. 2(c)(5) To Discuss the Purchase or Lease of Real Property

IX.C. 2(c)(6) To Discuss the Sale or Lease of Real Property

IX.D. 2(c)(11) To Discuss Matters of Possible or Pending Litigation

IX.E. 2(c)(21) To Discuss Matters of Closed Session Minutes

X. Exit Executive Session

Motion to exit executive session at 9:22 p.m. This motion, made by Jeff Wilson and seconded by Norm Henderson, Passed.

Jake Anderson: Yea, Cindy Bailey: Yea, Norm Henderson: Yea, Marc Leist: Yea, Cindy Lockley: Yea, Scott Snyder: Yea, Jeff Wilson: Yea
Yea: 7, Nay: 0

XI. Personnel Action

Motion to approve all personnel action as presented; resignations of Brandi Mitchell as Bus Driver effective January 4, 2024, Hassan Steele as RCHS Assistant Football Coach and RCMS Boys Head Track Coach effective immediately, Dakotah Brown as RCMS Boys Assistant Track Coach effective immediately, the transfer of Shandy Holmes from RCES Paraprofessional to RCES Teacher Assistant effective January 2, 2024, the employment of Taylor Stanley as Speech Language Pathologist effective February 5, 2024 and the approval of RCHS Baseball Volunteer Coaches Justin Wille and Kelly Klingler for the 2023-2024 school year. This motion, made by Norm Henderson and seconded by Cindy Bailey, Passed.

Jake Anderson: Yea, Cindy Bailey: Yea, Norm Henderson: Yea, Marc Leist: Yea, Cindy Lockley: Yea, Scott Snyder: Yea, Jeff Wilson: Yea
Yea: 7, Nay: 0

XII. Adjournment

Motion to adjourn at 9:23 p.m. This motion, made by Jeff Wilson and seconded by Norm Henderson, Passed.

Jake Anderson: Yea, Cindy Bailey: Yea, Norm Henderson: Yea, Marc Leist: Yea, Cindy Lockley: Yea, Scott Snyder: Yea, Jeff Wilson: Yea
Yea: 7, Nay: 0

Approved:

President: _____

Secretary: _____

Richland County Board of Education & Administration,


Thank you so much for the flower arrangement that you sent in memory of my dad. I really appreciate your thoughtfulness.

Lisa Panpe

The family of
William Haseldine
acknowledges with grateful
appreciation your kind expression
of sympathy

"My flesh and my heart may fail, but God is the strength of my heart and my portion forever."


Psalm 73:26

Thank you for the beautiful floral arrangements.
Most importantly, thank you for the ability
to take time with our family. 

- The Families of: Martin & Melissa Dunn,
Heather Boose-Dunn, Madi Eagleson, Margaret Hahn
and Tyler Hahn

Thank you for your love and
support during this difficult
time.

Sincerely,
The Dunn Family



Thank¹¹ you!



Richland County Early Learning Center February 2024



Enrollment

Program:	Total Enrollment (02/01/2024)
Birth-3	54
Preschool For All	164
Early Childhood	17

Bright Beginnings (Birth-3)

Mission: Bright Beginnings *in partnership with families and the community is* to enhance each child’s development by nurturing a positive, healthy parent-child relationship as a foundation for success in all areas of life

Preschool for All

Mission: To provide the educational foundation for the learners and leaders of tomorrow.

Current and Upcoming Events

- Preschool Screenings - 1/8, 1/9, 1/12, 1/29
- Meadowview Dental Visit - Tuesday, January 30th
- Birth-3 Valentines Event - Wednesday, February 14th
- School Improvement Day - Thursday, February 15th
- Parent/Teacher conference - Friday, February 16th
- President’s Day No School - Monday, February 19th

Thank you Meadowview Dental!





RCES Building Report

February 2024

Enrollment Figures by Grade Level at the beginning of February 2024: as of 1/31/24											Totals
Kg	21	21	21	21	21	21	19				145
1st	21	20	20	20	19	21	22				143
2nd	22	23	22	22	22	22	22				155
Pri LD/MMI	1										1
3rd	20	21	22	21	20	21	20				145
4th	23	23	23	23	22	23	23				160
5th	25	21	23	22	22	20	20				153
Int LD/MMI	1										1
Total											903

SESE Classes	
SESE Autism Room	10
Off Site Location	1
Homebound	0
RCES/SESE Total	11

January Attendance Percentage:	
Kindergarten	90.70
1st Grade	94.21
2nd Grade	93.17
3rd Grade	93.02
4th Grade	93.51
5th Grade	92.91

January Discipline Report:	
Bus Suspension	0
In School Suspension	1
Out of School Suspension	1

News and Events:

- 2/14 - Valentine's Day parties
- 2/15 - High 5 "Friday" (Little League Board/Coaches)
- 2/15 - 12:10 PM dismissal
- 2/15 - School Improvement Day 12:30-3:00
- 2/15 - RCCU#1 School Board Mtg. 6PM
- 2/16 - P/T Conferences 8:00-11:00 / SIP 12:00-3:00
- 2/19 - No School (Presidents Day)
- 2/20 - Wear school shirt/orange & black
- 2/23 - End of 2nd Trimester
- 2/23 - High 5 Friday (firefighters)
- 2/23 - MRC Hat Day \$1
- 3/1 - Behavior Reward Party
- 3/4 - 3/5 - STAR Lab (2nd-5th)
- 3/7 - 1st grade music programs
- 3/7 - 5th grade county spelling bee @RCES 7PM
- 3/14 - IAR Testing begins
- 3/15 - 2nd grade field trip (Effingham Performance Center)





Richland County Middle School - February 2024

Enrollment: As of January 31, 2024	6th grade	127	
	7th grade	157	
	8th grade	155	
	Offsite	16	
	Offsite Band	3	
Attendance Percentage for January			
	6th Grade	91.39%	
	7th Grade	90.85%	
	8th Grade	90.46%	
Discipline	In School Suspensions	2	
	Out of School Suspensions	4	
Upcoming Activities:	February 19	No School	
	February 20	Volleyball @ Parkview @ 5	
	February 21	Volleyball @ RCMS vs Mount Carmle @ 5:15	
	February 22	Volleyball @ RCMS vs Carmi @ 5:15	
	February 23	Volleyball @ Albion @ 5:15	
	February 24	Volleyball @ Salem Tourney	
	February 26	Volleyball @ Floyd Henson @ 5:15	
	February 26	Spring Book Fair @ RCMS	
	February 27	Science Fair @ RCMS	
	February 29	Volleyball @ RCMS vs Center Street @ 5:15	
	March 1	Spring Musical	
	March 2	Spring Musical	
	March 2	Volleyball @ Fairfield Tourney	
	March 3	Spring Musical	
	March 6	Volleyball @ RCMS vs Salem @ 4:45	
	March 7	Volleyball @ RCMS vs Floyd Henson @ 5:15	
	March 8	Spring Dance	
	March 8	End of 3rd Quarter	
	March 11	Volleyball @ RCMS vs Mount Carmel @ 5:15	
	March 14	Volleyball Regionals	
	March 18-22	IAR TESTING	
	March 21	Track @ Fairfield @ 4	
	March 25-29	Spring Break	
Birthdays:			
March 5	Camille Stephens		
March 7	Collin Kingler		
March 13	Jason Smith		
March 17	Jeff Thompson		
March 28	Amy Stevens		
March 29	Donna Rude		



RCHS School Board Report

February '24

Enrollment by Grade Level as of 1/31/24:	Totals	Attendance % by Grade Level for previous month:
Freshman	182	94.75
Sophomore	165	93.93
Junior	142	94.65
Senior	128	93.57
Total	617	94.22

Building Discipline Report for previous month:	Freshman	Sophomore	Junior	Senior	Total
ISS	1	1	2	-	4
OSS	2	1	-	-	3
Lunch Detention	52	14	8	2	76
Detention	17	41	44	23	125
Saturday School					

RCHS Events

Date	Event
February 1	FS Tiger Basketball v Edwards Co - 6:15 PM JV/V Lady Tiger Basketball @ Charleston - 6 PM
February 2	JV/V Tiger Basketball v Lawrenceville - 6 PM
February 3	Tiger Basketball @ Rich Herrin Classic - TBA Wrestling @ IHSA Regionals - 9 AM
February 4	RCMS/RCHS Choir Concert in RCPAC @ 2 PM & 3:15 PM
February 5	JV/V Lady Tiger Basketball v Centralia - 6:15 PM FS Tiger Basketball @ Lawrenceville - 6 PM
February 6	FS Lady Tiger Basketball @ Robinson - 6 PM
February 7	Winter Athletes Breakfast & Discussion - 6:30-8 AM IPA Secretary Appreciation Banquet @ Richard's Farm FS Tiger Basketball v Mt. Vernon - 6:15 PM JV/V Lady Tiger Basketball @ Effingham - 6 PM
February 8	Embarass Band Contest in Ron Herrin - 1 PM
February 9	JV/V Tiger Basketball @ Newton - 6 PM
February 10	Tri-M Fine Arts Showcase in RCPAC - 6 PM
February 12	FBLA Week (2/11-2/17) FS Tiger Basketball @ Teutopolis - 6:15 PM
February 15	Senior Picture Retakes w/ Iconik Student Improvement Day - Early Release @ 12 School Board Meeting in RCPAC - 6 PM JV/V Tiger Basketball v Teutopolis - 6 PM
February 16	Parent/Teacher Conferences - No School
February 17	FFA Dodgeball Night in Aux Gym - 5:30 PM
February 19	President's Day - No School
February 22	Girls Track @ Marion - 3 PM

February 23	American Red Cross Blood Drive in Aux Gym - 8 AM - 1 PM FFA Carnival @ 2-3 PM Boys Track @ Mt. Zion Indoor Meet - 4 PM
February 24	Interact's Murder Mystery Dinner @ Olney Parkside Event Center - 5 PM

Staff Birthdays

February 1	Matt Music
February 5	Sheri Gray
February 6	Hannah Kocher
February 7	Lisa Shilling
February 9	Paula West
February 13	Rob Kirby
February 23	Rylan Rusk
February 24	Andrea Thomas

RCCU#1 Monthly Board Meeting

February 2024 —

Special Education Coordinator

Kristen Jurgilanis

Special Needs Student Data

- 311 - Total number of students with Individual Education Plans (IEPs)
 - 2 - Total number of students with IEPs attending Optional Education/Safe School
 - 47 - Number of students attending SESE classrooms or out of district
 - SESE MSI I and II - North Clay Elementary (1)
 - SESE MSI III - North Clay Junior/High (5)
 - SESE MSI IV - Richland County High (1)
 - SESE ECE - Early Learning Center (18)
 - SESE ED I & II - Clay City Elementary (0)
 - SESE ED III - Clay City Junior High (1)
 - SESE ED III - Oblong Elementary (1)
 - SESE ED IV - Oblong High (0)
 - SESE ED IV - North Clay High (0)
 - SEES Autism I,II - Richland County Elementary (10)
 - SESE Autism III - Clay City Junior High (3)
 - SESE Autism IV - Clay City High (4)
 - Willow Hill ED - Next Step Day School Willow Hill (2)
 - Illinois School for the Visually Impaired - Jacksonville (1)
- 35 - Total number of pending re-evaluations
 - 4 - Total number of pending initial evaluations
 - 7 - Total number of move in students with IEPs
 - 8 - Total number of students who left district with IEPs
- 46 - Total number of meetings held in January

MSI - Moderate to Severely Impaired

ED - Emotional Disability

ECE - Early Childhood Education

SESE - Southeastern Special Education Cooperative

TLC - Treatment and Learning Center

RICHLAND COUNTY ELEMENTARY SCHOOL FUNDRAISER REQUEST

Organization Name: Legacy Team at RCES

Type of Project: The Legacy Team at RCES is holding a fundraising project as part of being a Legacy School. They will be raising money for the Make-A-Wish Foundation. The students will be promoting, managing, and executing the fundraising project for RCES.

Start and End Dates of Fundraiser: The fundraiser will be taking place during the first two weeks of April.

Purpose of Raised Funds: We will be donating all of the money raised to the Make-A-Wish Foundation.

Sponsor's Name: Mrs. Erin Hardy

Date: January, 24, 2024

Approved

Disapproved



Principal's Signature

RICHLAND COUNTY HIGH SCHOOL FUNDRAISER REQUEST

Organization Name: Olney Tiger Track and Field Program

Type of Project: SnapRaise Online Crowdfunding Platform

Start and End Dates of Fundraiser: 3/12/24 - 4/12/24

Purpose of Raised Funds: Purchase track equipment and supplies

Sponsor's Name: Coach Ryan Denton

Date:

Approved

Disapproved



Principal's Signature

RICHLAND COUNTY MIDDLE SCHOOL FUNDRAISER REQUEST

Organization Name: Middle School Volleyball

Type of Project: Soap Fundraiser

Start and End Dates of Fundraiser: 1/24/24 - 2/14/24


Purpose of Raised Funds: Replenish account after net system is purchased for the middle school. We will not have to share with high school.

Sponsor's Name: Emily Rusk

Date:

Approved

Disapproved



Principal's Signature

RICHLAND COUNTY HIGH SCHOOL FUNDRAISER REQUEST

Organization Name: Lady Tiger Track and Field Team

Type of Project: Selling Tiger Track Apparel

Start and End Dates of Fundraiser: March 1-15, 2024

Purpose of Raised Funds: To raise money for track and field expenses

Sponsor's Name: Amy Julian

Date: February 2, 2024

Approved

Disapproved



Principal's Signature

**RICHLAND COUNTY COMMUNITY UNIT SCHOOL DISTRICT NO. 1
OLNEY, ILLINOIS**

TREASURER'S REPORT

	Beginning Cash Balance	Cash Receipts/Adjusting Entries Month Ended	Cash Disbursements/ Adjusting Entries Month Ended	Investments Cashed(+) or Invested(-)	Cash Balance	Certificate of Deposit Investments	CD and Cash Total
Fund	12/31/23	01/31/24	01/31/24	01/31/24	01/31/24	01/31/24	01/31/24
Education	\$ 6,677,936.00	\$ 1,797,171.19	\$ 1,243,019.41		\$ 7,232,087.78	16,800,000.00	24,032,087.78
Operations & Maint	\$ 2,419,250.46	\$ 7,098.24	\$ 7,650.83		\$ 2,418,697.87	1,200,000.00	3,618,697.87
Debt Service	\$ 566,578.29	\$ 173,781.22			\$ 740,359.51	-	740,359.51
Transportation	\$ 1,346,452.01	\$ 229,533.65	\$ 31,684.43		\$ 1,544,301.23	-	1,544,301.23
IMRF/Social Security	\$ 1,017,932.47	\$ 2,702.53	\$ 76,315.94		\$ 944,319.06	-	944,319.06
Capital Projects	\$ 62,523.12	\$ 92.53	\$ 50,184.67		\$ 12,430.98		12,430.98
Working Cash	\$ 661,459.60	\$ 1,893.03			\$ 663,352.63	500,000.00	1,163,352.63
Tort	\$ 980,315.42	\$ 3,186.61	\$ 633,312.35		\$ 350,189.68		350,189.68
Fire Prevention/Life Safety	\$ 196,568.95	\$ 465.11	\$ 56,534.37		\$ 140,499.69		140,499.69
Total	13,929,016.32	2,215,924.11	2,098,702.00	-	14,046,238.43	18,500,000.00	32,546,238.43
					14,046,238.43		
Add CD's	18,500,000.00						
Total with CD's	32,429,016.32	2,215,924.11	2,098,702.00		32,546,238.43		
Assets							
Student Activity Fund	\$ 492,704.79				\$ 492,704.79		
IHI Reserve Checking	\$ 13,401.91				\$ 13,448.00		
Health Fund Checking	\$ 150,423.71				\$ 158,333.46		
Building Trades	\$ -				\$ -		
Revolving Funds	\$ 8,000.00				\$ 8,000.00		
Total Assets	664,530.41				672,486.25		
Total with Assets	33,093,546.73				33,218,724.68		

Account Level				Beginning	January 2023-24	January 2023-24	Ending	2023-24		
FDTLOC	FUNC	OBJ	SJ	Description	Balance	Beginning Balance	Monthly Activity	Balance	FYTD Activity	
10A010	1052	0000	00	000000	RCHS Revolving Fund	6,000.00	6,000.00	0.00	6,000.00	0.00
10A010	1053	0000	00	000000	RCMS Revolving Fund	2,000.00	2,000.00	0.00	2,000.00	0.00
10A010	1120	0000	00	000000	ED Cash On Hand	7,200,579.02	6,677,936.00	554,151.78	7,232,087.78	31,508.76
10A010	1125	0000	00	000000	IHI Reserve MMCH	11,923.50	12,193.90	46.09	12,239.99	316.49
10A010	1126	0000	00	000000	RCCU Health Ins CH	170,288.02	150,423.71	7,909.75	158,333.46	-11,954.56
10A010	1210	0000	00	000000	ED CD	12,800,000.00	16,800,000.00	0.00	16,800,000.00	4,000,000.00
10A010	1721	0000	00	000000	Building Trades 1403 Heather L	0.00	0.00	0.00	0.00	0.00
10A010	1722	0000	00	000000		0.00	0.00	0.00	0.00	0.00
10A010	1723	0000	00	000000	1311 Heather Lane	0.00	0.00	0.00	0.00	0.00
10A999	1260	0000	00	000000	Studnt Activ Fnd Cash/Invest	492,704.79	492,704.79	0.00	492,704.79	0.00
10A---	----	----	--	-----		20,683,495.33	24,141,258.40	562,107.62	24,703,366.02	4,019,870.69
10L010	4310	0000	00	000000	Accounts Payable	0.00	-47.25	47.25	0.00	0.00
10L010	4811	0000	00	000000	TRS (Teacher Retire System)	0.00	0.00	0.00	0.00	0.00
10L010	4812	0000	00	000000	FIT (Federal Income Tax)	0.00	0.00	0.00	0.00	0.00
10L010	4813	0000	00	000000	SIT (State Income Tax)	0.00	0.00	0.00	0.00	0.00
10L010	4814	0000	00	000000	IMRF(IL Municipal Retire Fund)	0.00	0.00	0.00	0.00	0.00
10L010	4815	0000	00	000000	Annuities Payable	0.00	0.00	0.00	0.00	0.00
10L010	4816	0000	00	000000	Employee Ins Payable	-167,714.53	-147,792.62	-7,955.84	-155,748.46	11,966.07
10L010	4817	0000	00	000000	FICA (Fed Ins Contrib Act)	0.00	0.00	0.00	0.00	0.00
10L010	4817	0000	10	000000	Medicare - N/C	0.00	0.00	0.00	0.00	0.00
10L010	4818	0000	00	000000	Medicare Cert	0.00	0.00	0.00	0.00	0.00
10L010	4819	0000	00	000000	Other P/R Deduction	-7,488.08	-7,488.08	0.00	-7,488.08	0.00
10L010	4990	0000	00	000000	Misc Liab Direct Deposit	0.00	0.00	0.00	0.00	0.00
10L100	9235	0000	00	000000	Future Tigers	0.00	0.00	0.00	0.00	0.00
10L---	----	----	--	-----		-175,202.61	-155,327.95	-7,908.59	-163,236.54	11,966.07
10Q010	7300	0000	00	000000	ED Fund Balance	-1,810,053.98	-1,810,053.98	0.00	-1,810,053.98	0.00
10Q010	7310	0000	00	000000	ED Rev/Exp Summary	-17,092,701.51	-20,570,339.24	-554,199.03	-21,124,538.27	-4,031,836.76
10Q010	7320	0000	00	000000	Emcumbrance	0.00	0.00	0.00	0.00	0.00
10Q010	7330	0000	00	000000	Excess/Difference	-1,112,832.44	-1,112,832.44	0.00	-1,112,832.44	0.00
10Q999	7150	0000	00	000000	Reserved StudentActiv Fund Bal	-492,704.79	-492,704.79	0.00	-492,704.79	0.00
10Q---	----	----	--	-----		-20,508,292.72	-23,985,930.45	-554,199.03	-24,540,129.48	-4,031,836.76
10----	----	----	--	-----		0.00	0.00	0.00	0.00	0.00
20A010	1120	0000	00	000000	BLDG CASH ON HAND	2,097,885.94	2,419,250.46	-552.59	2,418,697.87	320,811.93
20A010	1210	0000	00	000000	BLDG CD	1,200,000.00	1,200,000.00	0.00	1,200,000.00	0.00
20A010	1310	0000	00	000000	DUE FROM BLDG FUND	0.00	0.00	0.00	0.00	0.00
20A---	----	----	--	-----		3,297,885.94	3,619,250.46	-552.59	3,618,697.87	320,811.93

Account Level				Beginning	January 2023-24	January 2023-24	Ending	2023-24		
FDTLOC	FUNC	OBJ	SJ	Description	Balance	Beginning Balance	Monthly Activity	Balance	FYTD Activity	
20L010	4310	0000	00	000000	Accounts Payable	0.00	0.00	0.00	0.00	0.00
20L010	4812	0000	00	000000	FIT	0.00	0.00	0.00	0.00	0.00
20L010	4813	0000	00	000000	SIT	0.00	0.00	0.00	0.00	0.00
20L010	4814	0000	00	000000	IMRF	0.00	0.00	0.00	0.00	0.00
20L010	4815	0000	00	000000	ANNUITIES PAYABLE	0.00	0.00	0.00	0.00	0.00
20L010	4816	0000	00	000000	EMPLOYEE INS PAYABLE	0.00	0.00	0.00	0.00	0.00
20L010	4817	0000	00	000000	FICA	0.00	0.00	0.00	0.00	0.00
20L010	4817	0000	10	000000	MEDICARE N/C	0.00	0.00	0.00	0.00	0.00
20L010	4818	0000	00	000000	MEDICARE CERT	0.00	0.00	0.00	0.00	0.00
20L010	4819	0000	00	000000	OTHER P/R DEDUCTIONS	3.80	3.80	0.00	3.80	0.00
20L010	4990	0000	00	000000	MISC LIAB DIRECT DEP	0.00	0.00	0.00	0.00	0.00
20L---	----	----	--	-----		3.80	3.80	0.00	3.80	0.00
20Q010	7300	0000	00	000000	BLDG FUND BALANCE	-120,593.72	-120,593.72	0.00	-120,593.72	0.00
20Q010	7310	0000	00	000000	BLDG REV/EXP SUMMARY	-2,869,636.13	-3,191,000.65	552.59	-3,190,448.06	-320,811.93
20Q010	7320	0000	00	000000	Emcumbrance	0.00	0.00	0.00	0.00	0.00
20Q010	7330	0000	00	000000	EXCESS/DIFFERENCE	-307,659.89	-307,659.89	0.00	-307,659.89	0.00
20Q---	----	----	--	-----		-3,297,889.74	-3,619,254.26	552.59	-3,618,701.67	-320,811.93
20----	----	----	--	-----		0.00	0.00	0.00	0.00	0.00
30A010	1120	0000	00	000000	DEBT SERVICES CASH ON HAND	187,474.06	566,578.29	173,781.22	740,359.51	552,885.45
30A010	1210	0000	00	000000	DEBT SERVICES CD	0.00	0.00	0.00	0.00	0.00
30A---	----	----	--	-----		187,474.06	566,578.29	173,781.22	740,359.51	552,885.45
30L010	4310	0000	00	000000	Accounts Payable	0.00	0.00	0.00	0.00	0.00
30L---	----	----	--	-----		0.00	0.00	0.00	0.00	0.00
30Q010	7300	0000	00	000000	DEBT SERVICES FUND BALANCE	-282,524.23	-282,524.23	0.00	-282,524.23	0.00
30Q010	7310	0000	00	000000	BOND REV/EXP SUMMARY	609,483.67	230,379.44	-173,781.22	56,598.22	-552,885.45
30Q010	7320	0000	00	000000	BOND AND INTEREST	0.00	0.00	0.00	0.00	0.00
30Q010	7330	0000	00	000000	EXCESS/DIFFERENCE	-514,433.50	-514,433.50	0.00	-514,433.50	0.00
30Q---	----	----	--	-----		-187,474.06	-566,578.29	-173,781.22	-740,359.51	-552,885.45
30----	----	----	--	-----		0.00	0.00	0.00	0.00	0.00
40A010	1120	0000	00	000000	TRANS CASH ON HAND	1,291,014.86	1,346,452.01	197,849.22	1,544,301.23	253,286.37
40A010	1125	0000	00	000000	TRANS IHI RESERVE	1,208.01	1,208.01	0.00	1,208.01	0.00
40A010	1210	0000	00	000000	TRANS CD	0.00	0.00	0.00	0.00	0.00
40A---	----	----	--	-----		1,292,222.87	1,347,660.02	197,849.22	1,545,509.24	253,286.37

Account Level				Beginning	January 2023-24	January 2023-24	Ending	2023-24		
FDTLOC	FUNC	OBJ	SJ	Description	Balance	Beginning Balance	Monthly Activity	Balance	FYTD Activity	
40L010	4310	0000	00	000000	Accounts Payable	0.00	0.00	0.00	0.00	0.00
40L010	4811	0000	00	000000	TRS	0.00	0.00	0.00	0.00	0.00
40L010	4812	0000	00	000000	FIT	0.00	0.00	0.00	0.00	0.00
40L010	4813	0000	00	000000	SIT	0.00	0.00	0.00	0.00	0.00
40L010	4814	0000	00	000000	IMRF	0.00	0.00	0.00	0.00	0.00
40L010	4815	0000	00	000000	ANNUITIES PAYABLE	0.00	0.00	0.00	0.00	0.00
40L010	4816	0000	00	000000	EMPLOYEE INS PAYABLE	0.00	0.00	0.00	0.00	0.00
40L010	4817	0000	00	000000	FICA	0.00	0.00	0.00	0.00	0.00
40L010	4817	0000	10	000000	MEDICARE N/C	0.00	0.00	0.00	0.00	0.00
40L010	4818	0000	00	000000	MEDICARE CERT	0.00	0.00	0.00	0.00	0.00
40L010	4819	0000	00	000000	OTHER P/R DEDUCTIONS	-121.45	-121.45	0.00	-121.45	0.00
40L010	4990	0000	00	000000	MISC LIAB DIRECT DEPOSIT	0.00	0.00	0.00	0.00	0.00
40L---	----	----	--	-----		-121.45	-121.45	0.00	-121.45	0.00
40Q010	7300	0000	00	000000	TRANS FUND BALANCE	-125,788.52	-125,788.52	0.00	-125,788.52	0.00
40Q010	7310	0000	00	000000	TRAN REV/EXP SUMMARY	-1,049,965.80	-1,105,402.95	-197,849.22	-1,303,252.17	-253,286.37
40Q010	7320	0000	00	000000	Emcumbrance	0.00	0.00	0.00	0.00	0.00
40Q010	7330	0000	00	000000	EXCESS/DIFFERENCE	-116,347.10	-116,347.10	0.00	-116,347.10	0.00
40Q---	----	----	--	-----		-1,292,101.42	-1,347,538.57	-197,849.22	-1,545,387.79	-253,286.37
40----	----	----	--	-----		0.00	0.00	0.00	0.00	0.00
50A010	1120	0000	00	000000	IMRF CASH ON HAND	450,702.94	1,017,932.47	-73,613.41	944,319.06	493,616.12
50A010	1210	0000	00	000000	IMRF CD	0.00	0.00	0.00	0.00	0.00
50A---	----	----	--	-----		450,702.94	1,017,932.47	-73,613.41	944,319.06	493,616.12
50L010	4310	0000	00	000000	Accounts Payable	0.00	0.00	0.00	0.00	0.00
50L010	4814	0000	00	000000	IMRF	0.00	0.00	0.00	0.00	0.00
50L010	4817	0000	00	000000	FICA	0.00	0.00	0.00	0.00	0.00
50L010	4818	0000	00	000000	MEDICARE	0.00	0.00	0.00	0.00	0.00
50L010	4990	0000	00	000000	MISC LIAB DD	0.00	0.00	0.00	0.00	0.00
50L---	----	----	--	-----		0.00	0.00	0.00	0.00	0.00
50Q010	7300	0000	00	000000	IMRF FUND BALANCE	-151,984.58	-151,984.58	0.00	-151,984.58	0.00
50Q010	7310	0000	00	000000	IMRF/SS REV/EXP SUMMARY	-97,371.92	-664,601.45	73,613.41	-590,988.04	-493,616.12
50Q010	7330	0000	00	000000	EXCESS/DIFFERENCE	-201,346.44	-201,346.44	0.00	-201,346.44	0.00
50Q---	----	----	--	-----		-450,702.94	-1,017,932.47	73,613.41	-944,319.06	-493,616.12
50----	----	----	--	-----		0.00	0.00	0.00	0.00	0.00

Account Level				Beginning	January 2023-24	January 2023-24	Ending	2023-24	
FDTLOC	FUNC	OBJ	SJ	Description	Balance	Beginning Balance	Monthly Activity	Balance	FYTD Activity
60A010	1120	0000	00 000000	Site & Construction Cash in on	1,035,706.87	62,523.12	-50,092.14	12,430.98	-1,023,275.89
60A010	1210	0000	00 000000	Site CD	0.00	0.00	0.00	0.00	0.00
60A---	----	----	--		1,035,706.87	62,523.12	-50,092.14	12,430.98	-1,023,275.89
60L010	4310	0000	00 000000	Accounts Payable	0.00	0.00	0.00	0.00	0.00
60L---	----	----	--		0.00	0.00	0.00	0.00	0.00
60Q010	7300	0000	00 000000	SITE & CONST FUND BALANCE	0.00	0.00	0.00	0.00	0.00
60Q010	7310	0000	00 000000	SITE/CONSTRUCTION REV/EXP SUM	-1,035,706.87	-62,523.12	50,092.14	-12,430.98	1,023,275.89
60Q010	7320	0000	00 000000	Emcumbrance	0.00	0.00	0.00	0.00	0.00
60Q010	7330	0000	00 000000	EXCESS/DIFFERENCE	0.00	0.00	0.00	0.00	0.00
60Q---	----	----	--		-1,035,706.87	-62,523.12	50,092.14	-12,430.98	1,023,275.89
60----	----	----	--		0.00	0.00	0.00	0.00	0.00
70A010	1120	0000	00 000000	WORKING CASH - CASH ON HAND	498,956.88	661,459.60	1,893.03	663,352.63	164,395.75
70A010	1210	0000	00 000000	WORKING CASH CD	500,000.00	500,000.00	0.00	500,000.00	0.00
70A---	----	----	--		998,956.88	1,161,459.60	1,893.03	1,163,352.63	164,395.75
70Q010	7300	0000	00 000000	WORKING CASH FUND BALANCE	-1,482,040.21	-1,482,040.21	0.00	-1,482,040.21	0.00
70Q010	7310	0000	00 000000	WORKING CASH REV/EXP SUMMARY	597,585.79	435,083.07	-1,893.03	433,190.04	-164,395.75
70Q010	7330	0000	00 000000	EXCESS/DIFFERENCE	-114,502.46	-114,502.46	0.00	-114,502.46	0.00
70Q---	----	----	--		-998,956.88	-1,161,459.60	-1,893.03	-1,163,352.63	-164,395.75
70----	----	----	--		0.00	0.00	0.00	0.00	0.00
80A010	1120	0000	00 000000	Tort Cash on Hand	0.00	980,315.42	-630,125.74	350,189.68	350,189.68
80A---	----	----	--		0.00	980,315.42	-630,125.74	350,189.68	350,189.68
80L010	4310	0000	00 000000	Accounts Payable	0.00	0.00	0.00	0.00	0.00
80L---	----	----	--		0.00	0.00	0.00	0.00	0.00
80Q010	7300	0000	00 000000	Tort Fund Balance	0.00	0.00	0.00	0.00	0.00
80Q010	7310	0000	00 000000	TORT REV/EXP SUMMARY	227,330.44	-752,984.98	630,125.74	-122,859.24	-350,189.68
80Q010	7320	0000	00 000000	Tort Encumbrance	0.00	0.00	0.00	0.00	0.00
80Q010	7330	0000	00 000000	EXCESS/DIFFERENCE	-227,330.44	-227,330.44	0.00	-227,330.44	0.00
80Q---	----	----	--		0.00	-980,315.42	630,125.74	-350,189.68	-350,189.68
80----	----	----	--		0.00	0.00	0.00	0.00	0.00

Account Level				Beginning	January 2023-24	January 2023-24	Ending	2023-24	
FDTLOC	FUNC	OBJ	SJ	Balance	Beginning Balance	Monthly Activity	Balance	FYTD Activity	
Description									
90A010	1120	0000	00 000000	LIFE SAFETY CASH ON HAND	140,269.83	196,568.95	-56,069.26	140,499.69	229.86
90A010	1210	0000	00 000000	LIFE SAFETY CD	0.00	0.00	0.00	0.00	0.00
90A---	----	----	--		140,269.83	196,568.95	-56,069.26	140,499.69	229.86
90L010	4310	0000	00 000000	Accounts Payable	0.00	0.00	0.00	0.00	0.00
90L010	4812	0000	00 000000	L/S FIT	0.00	0.00	0.00	0.00	0.00
90L010	4813	0000	00 000000	L/S SIT	0.00	0.00	0.00	0.00	0.00
90L010	4817	0000	00 000000	L/S FICA	0.00	0.00	0.00	0.00	0.00
90L010	4817	0000	10 000000	L/S Medicare NC	0.00	0.00	0.00	0.00	0.00
90L---	----	----	--		0.00	0.00	0.00	0.00	0.00
90Q010	7300	0000	00 000000	LIFE SAFETY FUND BALANCE	-1,128,737.03	-1,128,737.03	0.00	-1,128,737.03	0.00
90Q010	7310	0000	00 000000	LIFE SAFETY REV/EXP SUMMARY	277,864.86	221,565.74	56,069.26	277,635.00	-229.86
90Q010	7320	0000	00 000000	Emcumbrance	0.00	0.00	0.00	0.00	0.00
90Q010	7330	0000	00 000000	EXCESS/DIFFERENCE	710,602.34	710,602.34	0.00	710,602.34	0.00
90Q---	----	----	--		-140,269.83	-196,568.95	56,069.26	-140,499.69	-229.86
90----	----	----	--		0.00	0.00	0.00	0.00	0.00
Grand Asset Totals					28,086,714.72	33,093,546.73	125,177.95	33,218,724.68	5,132,009.96
Grand Liability Totals					-175,320.26	-155,445.60	-7,908.59	-163,354.19	11,966.07
Grand Equity Totals					-27,911,394.46	-32,938,101.13	-117,269.36	-33,055,370.49	-5,143,976.03
Grand Totals					0.00	0.00	0.00	0.00	0.00

Number of Accounts: 111

***** End of report *****

REPORT SPECIFICATIONS

DISTRICT: Richland County Community Unit #1
 REPORT TITLE: AP Invoice Listing Report
 REQUESTED BY: cgraves DATE: 02/06/24
 PROGRAM NAME: fin/3aprpt01. TIME: 8:33:56 AM
 COPIES: 1 LPI: 6
 RUN ON SERVER: yes CREATE ASCII FILE: NO

REPORT SEQUENCE: Vendor
 INVOICE TYPE(S): BATCH, OPEN
 CHECK TYPE(S): ALL

PRINT DETAIL:	no	PRINT ACCOUNTING:	no
STARTING PO #:	0	ENDING PO #:	9999999999
STARTING INVOICE #:		ENDING INVOICE #:	ZZZZZZZZZZZZZZZZZZZZ
STARTING VENDOR KEY:		ENDING VENDOR KEY:	ZZZZZZZZZZ
STARTING BATCH #:	BBFEB	ENDING BATCH #:	BBFEB
STARTING BANK CASH CODE:		ENDING BANK CASH CODE:	ZZZZZ
STARTING INVOICE DATE:		ENDING INVOICE DATE:	12/31/9999
STARTING DUE DATE:		ENDING DUE DATE:	12/31/9999
STARTING CREATED BY:		ENDING CREATED BY:	ZZZZZZZZZZ
STARTING CREATED DATE:		ENDING CREATED DATE:	12/31/9999
STARTING INVOICE AMOUNT:	-999,999,999.00	ENDING INVOICE AMOUNT:	9999,999,999.99

<u>VEN-KEY</u>	<u>VENDOR NAME</u>	<u>INVOICE #</u>	<u>PO NUMBER</u>	<u>BATCH</u>	<u>BANK</u>	<u>DESCRIPTION</u>	<u>LQ</u>	<u>S</u>	<u>INV DATE</u>	<u>DUE DATE</u>	<u>C</u>	<u>NET AMOUNT</u>
	<u>ACH VOID DOWNLOAD</u>	<u>DISCOUNT DESCRIPTION</u>		<u>DISC AMT</u>		<u>ADJUSTMENT DESCRIPTION</u>	<u>FY</u>		<u>ADJ AMT</u>	<u>CHECK NBR</u>		<u>INVOICE AMOUNT</u>
DOLL'S I000	DOLL'S INC	72095	0000000000	BBFEB	TRUST	SAND ES	B		01/31/2024	02/05/2024	R	\$4.48
									23-24			\$4.48
						NUMBER OF INVOICES: 2						\$142.48
FISHER A000	FISHER AUTO PARTS	013124	8002400004	BBFEB	TRUST	358-223169, 358-223205, 358-22312, 358-223437, 358-223490	B		01/31/2024	02/05/2024	R	\$196.32
									23-24			\$196.32
						NUMBER OF INVOICES: 1						\$196.32
FOLLETT 004	FOLLETT CONTENT SOLUTIONS, LLC	309193F	1002400409	BBFEB	TRUST	RCES Library Book Order	B		01/29/2024	02/05/2024	R	\$224.18
									23-24			\$224.18
						NUMBER OF INVOICES: 1						\$224.18
FOX JAS000	FOX, JASON E.	ERIN20240118A	0000000000	BBFEB	Trust	1/17/2024 Mileage for trip to/from Newton for monthly SESE Board Meeting.	B		01/18/2024	02/16/2024	A	\$26.80
									23-24			\$26.80
						NUMBER OF INVOICES: 1						33
FOX JAS000	FOX, JASON	ERIN20240129A	0000000000	BBFEB	Trust	1/25/2024-1/26/2024 Mileage for Trip to Springfield for IASA and then to Oak Brook for IASBO	B		01/29/2024	02/16/2024	A	\$334.33
									23-24			\$334.33
						NUMBER OF INVOICES: 2						\$361.13
GOODMAN 000	GOODMAN SUPPLY INC	86792	3002400167	BBFEB	TRUST	Welding Class Supplies	B		01/29/2024	01/26/2024	R	\$675.00
									23-24			\$675.00
						NUMBER OF INVOICES: 1						\$675.00
GRAINGER000	GRAINGER	9005480869	0000000000	BBFEB	TRUST	SHOP SUPPLIES	B		02/01/2024	02/05/2024	R	\$77.73

<u>VEN-KEY</u>	<u>VENDOR NAME</u>	<u>INVOICE #</u>	<u>PO NUMBER</u>	<u>BATCH</u>	<u>BANK</u>	<u>DESCRIPTION</u>	<u>LQ</u>	<u>S</u>	<u>INV DATE</u>	<u>DUE DATE</u>	<u>C</u>	<u>NET AMOUNT</u>
	<u>ACH VOID DOWNLOAD</u>	<u>DISCOUNT DESCRIPTION</u>		<u>DISC AMT</u>		<u>ADJUSTMENT DESCRIPTION</u>	<u>FY</u>		<u>ADJ AMT</u>	<u>CHECK NBR</u>		<u>INVOICE AMOUNT</u>
GRAINGER000	GRAINGER	9005480869				*****CONTINUED*****						
							23-24					\$77.73
						NUMBER OF INVOICES: 1						\$77.73
HENDRBRE000	HENDRICKSON, BRENDA	ERIN20240201A	0000000000	BBFEB	Trust	1/3/2024-1/31/2024 January home visits milage	B		02/01/2024	02/16/2024	A	\$205.69
							23-24					\$205.69
						NUMBER OF INVOICES: 1						\$205.69
HINTEDAV000	HINTERSCHER, DAVID	013124	0000000000	BBFEB	TRUST	MILEAGE JANUARY 2024	B		01/31/2024	02/05/2024	R	\$441.93
							23-24					\$441.93
						NUMBER OF INVOICES: 1						\$441.93
HOUCHDAR000	HOUCHIN, DARRELL	ERIN20240130A	0000000000	BBFEB	Trust	1/1/2024-1/31/2024 Principal Mileage for the month of January.	B		01/30/2024	02/16/2024	A	\$134.00
							23-24					\$134.00
						NUMBER OF INVOICES: 1						\$134.00
JOINER S000	JOINER SHEET METAL & ROOFING, INC	pay app 3	0000000000	BBFEB	TRUST	HIGH SCHOOL REROOF PROJECT 226EX58.400	B		01/26/2024	01/31/2024	R	\$8,319.60
							23-24					\$8,319.60
JOINER S000	JOINER SHEET METAL & ROOFING, INC	PAY APP 4	0000000000	BBFEB	TRUST	HIGH SCHOOL REROOF PROJECT 226EX58.400	B		01/29/2024	01/31/2024	R	\$14,377.10
							23-24					\$14,377.10
						NUMBER OF INVOICES: 2						\$22,696.70
KOCHEBRI000	KOCHER, BRITTANIA	ERIN20240130A	0000000000	BBFEB	Trust	1/1/2024-1/31/2024 January 2024 Mileage	B		01/30/2024	02/16/2024	A	\$211.05
							23-24					\$211.05

<u>VEN-KEY</u>	<u>VENDOR NAME</u>	<u>INVOICE #</u>	<u>PO NUMBER</u>	<u>BATCH</u>	<u>BANK</u>	<u>DESCRIPTION</u>	<u>LQ</u>	<u>S</u>	<u>INV DATE</u>	<u>DUE DATE</u>	<u>C</u>	<u>NET AMOUNT</u>
<u>ACH VOID DOWNLOAD</u>		<u>DISCOUNT DESCRIPTION</u>		<u>DISC AMT</u>		<u>ADJUSTMENT DESCRIPTION</u>	<u>FY</u>		<u>ADJ AMT</u>	<u>CHECK NBR</u>		<u>INVOICE AMOUNT</u>
						NUMBER OF INVOICES: 1						\$211.05
LEMONDS 000	LEMONDS MOTORSPORTS	8149	0000000000	BBFEB	TRUST	ES SUPPLIES	B		02/01/2024	01/26/2024	R	\$53.72
									23-24			\$53.72
						NUMBER OF INVOICES: 1						\$53.72
MARATHON002	MARATHON TIRE SERV, INC	022458294	0000000000	BBFEB	TRUST	ES SUPPLIES/LABOR	B		02/01/2024	01/26/2024	R	\$293.36
									23-24			\$293.36
						NUMBER OF INVOICES: 1						\$293.36
MILLER 0000	MILLER OFFICE EQUIPMENT, INC	130218	1002400209	BBFEB	TRUST	Labor for Copiers (Workrooms, Color Copiers, Fax Machine)	B		01/24/2024	01/26/2024	R	\$48.00
									23-24			\$48.00
MILLER 0000	MILLER OFFICE EQUIPMENT, INC	130218.	1002400208	BBFEB	TRUST	Parts for Copiers (Workrooms, Color Copiers, Fax Machine)	B		01/24/2024	01/26/2024	R	\$38.00
									23-24			\$38.00
						NUMBER OF INVOICES: 1						35
												\$38.00
MILLER 0000	MILLER OFFICE EQUIPMENT, INC	130347	1002400209	BBFEB	TRUST	Labor for Copiers (Workrooms, Color Copiers, Fax Machine)	B		01/30/2024	02/06/2024	R	\$44.00
									23-24			\$44.00
MILLER 0000	MILLER OFFICE EQUIPMENT, INC	130347.	1002400208	BBFEB	TRUST	Parts for Copiers (Workrooms, Color Copiers, Fax Machine)	B		01/30/2024	02/06/2024	R	\$210.00
									23-24			\$210.00
						NUMBER OF INVOICES: 4						\$340.00
PRAIRIE 001	PRAIRIE FARMS DAIRY, INC	013124	4002400001	BBFEB	TRUST	Food/Supplies FY24 Prairie Farms	B		01/31/2024	02/05/2024	R	\$14,587.28

<u>VEN-KEY</u>	<u>VENDOR NAME</u>	<u>INVOICE #</u>	<u>PO NUMBER</u>	<u>BATCH</u>	<u>BANK</u>	<u>DESCRIPTION</u>	<u>LQ</u>	<u>S</u>	<u>INV DATE</u>	<u>DUE DATE</u>	<u>C</u>	<u>NET AMOUNT</u>	
	<u>ACH VOID DOWNLOAD</u>	<u>DISCOUNT DESCRIPTION</u>		<u>DISC AMT</u>		<u>ADJUSTMENT DESCRIPTION</u>	<u>FY</u>		<u>ADJ AMT</u>	<u>CHECK NBR</u>		<u>INVOICE AMOUNT</u>	
PRAIRIE 001	PRAIRIE FARMS DAIRY, INC	013124				*****CONTINUED*****							
								23-24				\$14,587.28	
												NUMBER OF INVOICES: 1	\$14,587.28
PRINTFOR000	PRINTFORCE, INC	300385	1002400210	BBFEB		TRUST RCES Printing Needs	B		01/30/2024	02/06/2024	R	\$72.19	
								23-24				\$72.19	
												NUMBER OF INVOICES: 1	\$72.19
QUILL CO000	QUILL CORPORATION	36893215	9002400069	BBFEB		TRUST Office Supplies	B		01/26/2024	02/05/2024	R	\$35.55	
								23-24				\$35.55	
												NUMBER OF INVOICES: 1	\$35.55
RACKLIN 000	RACKLIN PAINT &	270-53278	0000000000	BBFEB		TRUST HS SUPPLIES	B		01/31/2024	01/26/2024	R	\$63.61	
								23-24				\$63.61	
												NUMBER OF INVOICES: 1	\$63.61
												36	
READ'S I000	READ'S INC.	31384	0000000000	BBFEB		TRUST T&I Wing gas leak	B		01/29/2024	01/31/2024	R	\$121.50	
								23-24				\$121.50	
READ'S I000	READ'S INC.	31385	0000000000	BBFEB		TRUST HS GYM TRAINER'S ICE MACHINE	B		01/29/2024	01/31/2024	R	\$657.89	
								23-24				\$657.89	
READ'S I000	READ'S INC.	31396	0000000000	BBFEB		TRUST MS REPAIR	B		01/30/2024	01/26/2024	R	\$121.50	
								23-24				\$121.50	
READ'S I000	READ'S INC.	31397	0000000000	BBFEB		TRUST ES REPAIR	B		01/30/2024	01/26/2024	R	\$60.75	
								23-24				\$60.75	
												NUMBER OF INVOICES: 4	\$961.64
ROE 12 -002	ROE 12 - OLNEY	011824	0000000000	BBFEB		TRUST IASA JOB BANK SUBSCRIPTION RENEWAL	B		01/18/2024	01/18/2024	R	\$200.00	

VEN-KEY	VENDOR NAME	INVOICE #	PO NUMBER	BATCH	BANK	DESCRIPTION	LQ	S	INV DATE	DUE DATE	C	NET AMOUNT
<u>ACH VOID DOWNLOAD</u>		<u>DISCOUNT DESCRIPTION</u>			<u>DISC AMT</u>	<u>ADJUSTMENT DESCRIPTION</u>	<u>FY</u>	<u>ADJ AMT</u>		<u>CHECK NBR</u>	<u>INVOICE AMOUNT</u>	
ROE 12 -002	ROE 12 - OLNEY	011824				*****CONTINUED*****						
							23-24					\$200.00
						NUMBER OF INVOICES: 1						\$200.00
RUSK RYL000	RUSK, RYLAN	ERIN20240130A	0000000000	BBFEB	Trust	1/25/2024 Mileage to Effingham for IPA Deans/Assistant Principal Summit	B		01/30/2024	02/16/2024	A	\$49.58
							23-24					\$49.58
						NUMBER OF INVOICES: 1						\$49.58
SOUTH EA000	SOUTH EASTERN SPECIAL EDUCATION	030124	0000000000	BBFEB	TRUST	MONTHLY SERVICES	B		03/01/2024	01/26/2024	R	\$117,484.25
							23-24					\$117,484.25
						NUMBER OF INVOICES: 1						\$117,484.25
SPILLSCO000	SPILLMAN, SCOTT	013124	0000000000	BBFEB	TRUST	MILEAGE JANUARY 2024	B		01/31/2024	02/05/2024	R	\$797.30
							23-24					\$797.30
						NUMBER OF INVOICES: 1						\$797.30
SPRINGFI001	SPRINGFIELD ELECTRIC SUPPLY	S010689352.001	0000000000	BBFEB	TRUST	ELC SUPPLIES	B		01/29/2024	01/31/2024	R	\$91.76
							23-24					\$91.76
						NUMBER OF INVOICES: 1						\$91.76
SYSCO FO000	SYSCO FOOD SERVICE	013124	4002400005	BBFEB	TRUST	Food/Supplies FY24 Sysco	B		01/31/2024	01/31/2024	R	\$8,040.16
							23-24					\$8,040.16
						NUMBER OF INVOICES: 1						\$8,040.16
THE STUD000	THE STUDIO AT BRITTON'S BULLPEN, I 123		0000000000	BBFEB	TRUST	PRIVATE YOGA CLASSES	B		02/03/2024	02/05/2024	R	\$300.00
							23-24					\$300.00

<u>VEN-KEY</u>	<u>VENDOR NAME</u>	<u>INVOICE #</u>	<u>PO NUMBER</u>	<u>BATCH</u>	<u>BANK</u>	<u>DESCRIPTION</u>	<u>LQ</u>	<u>S</u>	<u>INV DATE</u>	<u>DUE DATE</u>	<u>C</u>	<u>NET AMOUNT</u>
	<u>ACH VOID DOWNLOAD</u>	<u>DISCOUNT DESCRIPTION</u>			<u>DISC AMT</u>	<u>ADJUSTMENT DESCRIPTION</u>	<u>FY</u>		<u>ADJ AMT</u>	<u>CHECK NBR</u>		<u>INVOICE AMOUNT</u>
						NUMBER OF INVOICES: 1						\$300.00
VANDYJES000	VANDYKE, JESSICA	ERIN20240129A	0000000000	BBFEB		Trust 1/1/2024-1/29/2024	B		01/29/2024	02/16/2024	A	\$163.48
						Mileage to basketball games						
									23-24			\$163.48
						NUMBER OF INVOICES: 1						\$163.48
WABASH F001	WABASH FOOD SERVICE	013124	4002400004	BBFEB		TRUST 54454 HS	B		01/31/2024	02/05/2024	R	\$7,814.89
									23-24			\$7,814.89
WABASH F001	WABASH FOOD SERVICE	013124.	4002400004	BBFEB		TRUST 54452 - MS	B		01/31/2024	02/05/2024	R	\$7,710.58
									23-24			\$7,710.58
WABASH F001	WABASH FOOD SERVICE	013124..	4002400004	BBFEB		TRUST 54450 - ES	B		01/31/2024	02/05/2024	R	\$35,573.31
									23-24			\$35,573.31
						NUMBER OF INVOICES: 3						\$51,098.78
WEASE EQ000	WEASE EQUIPMENT, INC	S11894	8002400012	BBFEB		TRUST Labor and Supplies for the	B		01/04/2024	02/05/2024	R	\$298.14
						school year 2023-2024						
									23-24			\$257.14
WEASE EQ000	WEASE EQUIPMENT, INC	W 27164	8002400012	BBFEB		TRUST Labor and Supplies for the	B		01/16/2024	02/05/2024	R	\$194.41
						school year 2023-2024						
									23-24			\$194.41
WEASE EQ000	WEASE EQUIPMENT, INC	W26819	8002400012	BBFEB		TRUST Labor and Supplies for the	B		01/09/2024	02/05/2024	R	\$432.72
						school year 2023-2024						
									23-24			\$432.72
WEASE EQ000	WEASE EQUIPMENT, INC	W27049	8002400012	BBFEB		TRUST Labor and Supplies for the	B		01/04/2024	02/05/2024	R	\$1,156.50
						school year 2023-2024						
									23-24			\$1,156.50
						NUMBER OF INVOICES: 4						\$2,040.77

<u>VEN-KEY</u>	<u>VENDOR NAME</u>	<u>INVOICE #</u>	<u>PO NUMBER</u>	<u>BATCH</u>	<u>BANK</u>	<u>DESCRIPTION</u>	<u>LQ</u>	<u>S</u>	<u>INV DATE</u>	<u>DUE DATE</u>	<u>C</u>	<u>NET AMOUNT</u>	
	<u>ACH VOID DOWNLOAD</u>	<u>DISCOUNT DESCRIPTION</u>			<u>DISC AMT</u>	<u>ADJUSTMENT DESCRIPTION</u>	<u>FY</u>		<u>ADJ AMT</u>	<u>CHECK NBR</u>		<u>INVOICE AMOUNT</u>	
						TOTAL NUMBER OF BATCH INVOICES:						50	\$231,704.96
												10 ACH CHECK INVOICES	\$2,648.93
												40 COMPUTER CHECK INVOICES	\$229,056.03
						TOTAL INVOICES:						50	\$231,704.96
						BANK TOTALS:	BANK		BANK ACCOUNT #			INVOICE AMOUNT	NET AMOUNT
						TRUST		**A010 1120 0000 00 000000				\$231,704.96	\$231,704.96

LIQUIDATION STATUS (LQ) CODE LEGEND:
 L = LIQUIDATION PENDING C = CLOSED PO/NOT RECEIVING
 P = PARTIAL LIQUIDATION F = FULL LIQUIDATION
 BLANK = NO LIQUIDATION

***** End of report *****

REPORT SPECIFICATIONS

DISTRICT: Richland County Community Unit #1
 REPORT TITLE: AP Invoice Listing Report
 REQUESTED BY: cgraves DATE: 02/06/24
 PROGRAM NAME: fin/3aprpt01. TIME: 8:41:50 AM
 COPIES: 1 LPI: 6
 RUN ON SERVER: yes CREATE ASCII FILE: NO

REPORT SEQUENCE: Vendor
 INVOICE TYPE(S): HISTORY
 CHECK TYPE(S): ALL

PRINT DETAIL:	no	PRINT ACCOUNTING:	no
STARTING PO #:	0	ENDING PO #:	9999999999
STARTING INVOICE #:		ENDING INVOICE #:	ZZZZZZZZZZZZZZZZZZZZ
STARTING VENDOR KEY:		ENDING VENDOR KEY:	ZZZZZZZZZZ
STARTING BATCH #:	jana	ENDING BATCH #:	janz
STARTING BANK CASH CODE:	trust	ENDING BANK CASH CODE:	trust
STARTING INVOICE DATE:		ENDING INVOICE DATE:	12/31/9999
STARTING DUE DATE:		ENDING DUE DATE:	12/31/9999
STARTING CREATED BY:		ENDING CREATED BY:	ZZZZZZZZZZ
STARTING CREATED DATE:	07/01/2023	ENDING CREATED DATE:	12/31/9999
STARTING INVOICE AMOUNT:	-999,999,999.00	ENDING INVOICE AMOUNT:	9999,999,999.99

VEN-KEY	VENDOR NAME	INVOICE #	PO NUMBER	BATCH	BANK	DESCRIPTION	LQ S	INV DATE	DUE DATE	C	NET AMOUNT
	ACH VOID DOWNLOAD	DISCOUNT DESCRIPTION			DISC AMT	ADJUSTMENT DESCRIPTION	FY		ADJ AMT	CHECK NBR	INVOICE AMOUNT
A & R ME000	A & R MECHANICAL CONTRACTORS, INC	89448	000000000	JANPP	TRUST	HS SERVICE	H	01/05/2024	01/11/2024	R	\$8,427.00
					187.50		23-24			36356	\$8,614.50
NUMBER OF INVOICES: 1											
\$8,427.00											
A-1 QUAL001	A-1 QUALITY GLASS CO INC	104443	8002400039	JANPP	TRUST	Vehicle Glass Repairs for School Year 2023-2024	H	10/11/2023	01/04/2024	R	\$40.00
							23-24			36296	\$40.00
NUMBER OF INVOICES: 1											
\$40.00											
ACADEMIC003	ACADEMIC THERAPY PUBLICATIONS	323040	6002400073	JANPP	TRUST	Spec Education assessment materials (Speech-Language)	H	01/10/2024	01/25/2024	R	\$275.00
							23-24			36427	\$275.00
NUMBER OF INVOICES: 1											
\$275.00											
ACKERMAN000	ACKERMAN OIL	856263	8002400033	JANPP	TRUST	Oil for Bus Barn	H	01/08/2024	01/11/2024	R	\$717.00
							23-24			36357	\$717.00
NUMBER OF INVOICES: 1											
\$717.00											
AFPLANSE000	AFPLANSERV	23103179884	9002400005	JANPP	TRUST	PLAN FEE BILLING	H	12/19/2023	01/02/2024	R	\$61.00
							23-24			36281	\$61.00
AFPLANSE000	AFPLANSERV	23113079884	9002400005	JANPP	TRUST	PLAN FEE BILLING	H	01/18/2024	01/25/2024	R	\$61.00
							23-24			36428	\$61.00
NUMBER OF INVOICES: 2											
\$122.00											
AMAZON C000	AMAZON CAPITAL SERVICES, INC	11DN-DKL3-R7F7	1002400419	JANAMA	TRUST	STEM Supplies, Robots, and Building Kits	H	01/12/2024	01/17/2024	A	\$3,304.68
							23-24			232400072	\$3,304.68
AMAZON C000	AMAZON CAPITAL SERVICES, INC	11P1-7WJ4-3REFX	9502400051	JANAMA	TRUST	Supplies	H	12/21/2023	01/02/2024	A	\$227.71
							23-24			232400065	\$227.71

<u>VEN-KEY</u>	<u>VENDOR NAME</u>	<u>INVOICE #</u>	<u>PO NUMBER</u>	<u>BATCH</u>	<u>BANK</u>	<u>DESCRIPTION</u>	<u>LQ</u>	<u>S</u>	<u>INV DATE</u>	<u>DUE DATE</u>	<u>C</u>	<u>NET AMOUNT</u>
	<u>ACH VOID DOWNLOAD</u>	<u>DISCOUNT DESCRIPTION</u>			<u>DISC AMT</u>	<u>ADJUSTMENT DESCRIPTION</u>	<u>FY</u>		<u>ADJ AMT</u>	<u>CHECK NBR</u>		<u>INVOICE AMOUNT</u>
AMAZON C000	AMAZON CAPITAL SERVICES, INC	13DC-VRWC-1GNY	2002400117	JANAMA	TRUST	Pre-order books for spring 2024	H		01/27/2024	01/29/2024	A	\$18.99
										232400080		\$18.99
AMAZON C000	AMAZON CAPITAL SERVICES, INC	16LN-XPPN-14VT	9002400060	JANAMA	Trust	J Fox Toner	H		12/21/2023	12/21/2023	A	\$325.55
										232400065		\$325.55
AMAZON C000	AMAZON CAPITAL SERVICES, INC	16W1-4F4G-76KL	3002400275	JANAMA	TRUST	Books for the library	H		01/14/2024	01/16/2024	A	\$14.31
										232400072		\$14.31
AMAZON C000	AMAZON CAPITAL SERVICES, INC	17M9-FR XR-1WMD	4002400017	JANAMA	TRUST	Cash Register	H		12/21/2023	01/08/2024	A	\$129.90
										232400065		\$129.90
AMAZON C000	AMAZON CAPITAL SERVICES, INC	17PJ-43YT-1C4N	8002400045	JANAMA	TRUST	Supplies for School Year 2023-2024	H		01/04/2024	01/05/2024	A	\$-11.20
										232400065		\$-11.20
AMAZON C000	AMAZON CAPITAL SERVICES, INC	17t7-wnmn-qvhp	5502400096	JANAMA	TRUST	Supplies early childhood	H		01/17/2024	01/18/2024	A	\$353.68
										232400076		\$353.68
												42
AMAZON C000	AMAZON CAPITAL SERVICES, INC	197H-796L-KFTQ	5502400094	JANAMA	TRUST	PI supplies	H		01/07/2024	01/11/2024	A	\$43.25
										232400072		\$43.25
AMAZON C000	AMAZON CAPITAL SERVICES, INC	19VV-RFPD-FNYJ	1002400430	JANAMA	TRUST	RCES Library Book Order	H		01/15/2024	01/17/2024	A	\$40.77
										232400072		\$40.77
AMAZON C000	AMAZON CAPITAL SERVICES, INC	19WM-G716-1YQY	3002400294	JANAMA	TRUST	Game balls for the 2024 season.	H		01/18/2024	01/18/2024	A	\$1,499.25
										232400076		\$1,499.25
AMAZON C000	AMAZON CAPITAL SERVICES, INC	19YT-R4X1-DLGP	9002400061	JANAMA	TRUST	high school	H		12/10/2024	01/11/2024	A	\$16.98
										232400072		\$16.98
AMAZON C000	AMAZON CAPITAL SERVICES, INC	1CW1-YCCM-C3QP	3002400293	JANAMA	TRUST	Supplies for PE department	H		01/15/2024	01/17/2024	A	\$88.14
										232400072		\$88.14

<u>VEN-KEY</u>	<u>VENDOR NAME</u>	<u>INVOICE #</u>	<u>PO NUMBER</u>	<u>BATCH</u>	<u>BANK</u>	<u>DESCRIPTION</u>	<u>LQ</u>	<u>S</u>	<u>INV DATE</u>	<u>DUE DATE</u>	<u>C</u>	<u>NET AMOUNT</u>
	<u>ACH VOID DOWNLOAD</u>	<u>DISCOUNT DESCRIPTION</u>			<u>DISC AMT</u>	<u>ADJUSTMENT DESCRIPTION</u>	<u>FY</u>		<u>ADJ AMT</u>	<u>CHECK NBR</u>		<u>INVOICE AMOUNT</u>
AMAZON C000	AMAZON CAPITAL SERVICES, INC	1DJW-V7DH-14FD	9002400068	JANAMA	TRUST	shop supplies	H	01/23/2024	01/25/2024	A		\$23.37
							23-24			232400080		\$23.37
AMAZON C000	AMAZON CAPITAL SERVICES, INC	1DPH-CJCL-399W	1002400421	JANAMA	TRUST	Small refrigerator for C. Grundon's Classroom for KG student who requires refrigerated snacks	H	01/13/2024	01/17/2024	A		\$36.76
							23-24			232400076		\$36.76
AMAZON C000	AMAZON CAPITAL SERVICES, INC	1F3R-1VWG-MQNN	1002400418	JANAMA	TRUST	RCES Library Supply Order	H	01/11/2024	01/11/2024	A		\$-0.22
							23-24			232400072		\$-0.22
AMAZON C000	AMAZON CAPITAL SERVICES, INC	1G3T-KLQK-1GCF	3002400296	JANAMA	TRUST	Toner for Hannah & Tracey	H	01/23/2024	01/25/2024	A		\$70.97
							23-24			232400080		\$70.97
AMAZON C000	AMAZON CAPITAL SERVICES, INC	1G3T-KLQK-3RQX	2002400127	JANAMA	TRUST	Replacement batteries for leaf blower. Note: This should come out of Marty's Maintenance budget.	H	01/23/2024	01/24/2024	A		\$129.46
							23-24			232400076		\$129.46 43.46
AMAZON C000	AMAZON CAPITAL SERVICES, INC	1G6R-3L3V-CWYR	9002400062	JANAMA	TRUST	shop supplies	H	01/09/2024	01/11/2024	A		\$47.11
							23-24			232400072		\$47.11
AMAZON C000	AMAZON CAPITAL SERVICES, INC	1G6R-3L3V-DGY7	8002400046	JANAMA	TRUST	Supplies for School Year 2023-2024	H	01/09/2024	01/11/2024	A		\$11.02
							23-24			232400072		\$11.02
AMAZON C000	AMAZON CAPITAL SERVICES, INC	1G6R-3L3V-N6Q9	1002400418	JANAMA	TRUST	RCES Library Supply Order	H	01/11/2024	01/11/2024	A		\$-5.39
							23-24			232400072		\$-5.39
AMAZON C000	AMAZON CAPITAL SERVICES, INC	1GGT-TW1G-QP6V	9002400066	JANAMA	TRUST	shop	H	01/17/2024	01/23/2024	A		\$34.69
							23-24			232400076		\$34.69
AMAZON C000	AMAZON CAPITAL SERVICES, INC	1HKW-LXVL-74Y1	3002400275	JANAMA	TRUST	Books for the library	H	01/09/2024	01/11/2024	A		\$178.45
							23-24			232400072		\$178.45

<u>VEN-KEY</u>	<u>VENDOR NAME</u>	<u>INVOICE #</u>	<u>PO NUMBER</u>	<u>BATCH</u>	<u>BANK</u>	<u>DESCRIPTION</u>	<u>LQ</u>	<u>S</u>	<u>INV DATE</u>	<u>DUE DATE</u>	<u>C</u>	<u>NET AMOUNT</u>
	<u>ACH VOID DOWNLOAD</u>	<u>DISCOUNT DESCRIPTION</u>			<u>DISC AMT</u>	<u>ADJUSTMENT DESCRIPTION</u>	<u>FY</u>		<u>ADJ AMT</u>	<u>CHECK NBR</u>		<u>INVOICE AMOUNT</u>
AMAZON C000	AMAZON CAPITAL SERVICES, INC	1HRL-WX4D-KPLK	1002400418	JANAMA	TRUST	RCES Library Supply Order	H	01/11/2024	01/11/2024	A		\$124.33
							23-24			232400072		\$124.33
AMAZON C000	AMAZON CAPITAL SERVICES, INC	1HTT-9Y7D-DPLT	9002400067	JANAMA	TRUST	middle school	H	01/20/2024	01/23/2024	A		\$184.77
							23-24			232400076		\$184.77
AMAZON C000	AMAZON CAPITAL SERVICES, INC	1KPH-1TV9-37G1	5002400050	JANAMA	TRUST	Books for Family Reading Night	H	01/19/2024	01/30/2024	A		\$805.33
							23-24			232400080		\$805.33
AMAZON C000	AMAZON CAPITAL SERVICES, INC	1LXQ-4YF1-LW7R	1002400418	JANAMA	TRUST	RCES Library Supply Order	H	01/11/2024	01/11/2024	A		\$-0.29
							23-24			232400072		\$-0.29
AMAZON C000	AMAZON CAPITAL SERVICES, INC	1M7N-FT3T-KV44	1002400419	JANAMA	TRUST	STEM Supplies, Robots, and Building Kits	H	01/16/2024	01/17/2024	A		\$-30.09
							23-24			232400072		\$-30.09
AMAZON C000	AMAZON CAPITAL SERVICES, INC	1MX1-WP17-YHKK	3002400279	JANAMA	TRUST	supplies	H	01/13/2024	01/24/2024	A		\$66.70
							23-24			232400076		\$66.70
												44
AMAZON C000	AMAZON CAPITAL SERVICES, INC	1NTQ-RRH6-JV13	9502400051	JANAMA	TRUST	Supplies	H	12/24/2023	01/02/2024	A		\$59.97
							23-24			232400065		\$59.97
AMAZON C000	AMAZON CAPITAL SERVICES, INC	1NYR-VLTY-1RNT	9002400065	JANAMA	TRUST	Office supplies	H	01/22/2024	01/23/2024	A		\$119.98
							23-24			232400076		\$119.98
AMAZON C000	AMAZON CAPITAL SERVICES, INC	1P33-3FL9-3QKN	9002400063	JANAMA	TRUST	elementary school	H	01/14/2024	01/16/2024	A		\$46.98
							23-24			232400072		\$46.98
AMAZON C000	AMAZON CAPITAL SERVICES, INC	1P33-3FL9-MNHT	6002400078	JANAMA	TRUST	Spec Ed supplies (Cross Cat)	H	01/16/2024	01/18/2024	A		\$102.93
							23-24			232400076		\$102.93
AMAZON C000	AMAZON CAPITAL SERVICES, INC	1Q3W-YKHY-YM96	2002400116	JANAMA	TRUST	3rd Q books	H	01/25/2024	01/29/2024	A		\$1,079.18
							23-24			232400080		\$1,079.18

<u>VEN-KEY</u>	<u>VENDOR NAME</u>	<u>INVOICE #</u>	<u>PO NUMBER</u>	<u>BATCH</u>	<u>BANK</u>	<u>DESCRIPTION</u>	<u>LQ</u>	<u>S</u>	<u>INV DATE</u>	<u>DUE DATE</u>	<u>C</u>	<u>NET AMOUNT</u>
	<u>ACH VOID DOWNLOAD</u>	<u>DISCOUNT DESCRIPTION</u>				<u>ADJUSTMENT DESCRIPTION</u>	<u>FY</u>		<u>ADJ AMT</u>	<u>CHECK NBR</u>		<u>INVOICE AMOUNT</u>
AMAZON C000	AMAZON CAPITAL SERVICES, INC	1QT7-XHM9-K7WT	3002400275	JANAMA	TRUST	Books for the library	H	01/16/2024	01/24/2024	A		\$15.49
							23-24			232400076		\$15.49
AMAZON C000	AMAZON CAPITAL SERVICES, INC	1R6M-MWRH-TNVH	5502400067	JANAMA	TRUST	PFA books for curriculum	H	12/18/2023	01/02/2024	A		\$13.90
							23-24			232400065		\$13.90
AMAZON C000	AMAZON CAPITAL SERVICES, INC	1V94-7FQ1-DQYD	1002400432	JANAMA	TRUST	Office Supplies	H	01/20/2024	01/24/2024	A		\$252.29
							23-24			232400076		\$252.29
AMAZON C000	AMAZON CAPITAL SERVICES, INC	1VNM-96GV-F33G	1002400422	JANAMA	TRUST	Staff Appreciation	H	01/15/2024	01/17/2024	A		\$227.71
							23-24			232400072		\$227.71
AMAZON C000	AMAZON CAPITAL SERVICES, INC	1W1H-3P9K-C667	3002400295	JANAMA	TRUST	PE Supplies	H	01/28/2024	01/29/2024	A		\$9.16
							23-24			232400080		\$9.16
AMAZON C000	AMAZON CAPITAL SERVICES, INC	1WG7-DN1Y-WRVT	1002400433	JANAMA	TRUST	Uzzle Puzzle	H	01/17/2024	01/23/2024	A		\$36.98
							23-24			232400076		\$36.98
AMAZON C000	AMAZON CAPITAL SERVICES, INC	1WTH-H3DX-3NW9	2002400116	JANAMA	TRUST	3rd Q books	H	01/13/2024	01/17/2024	A		\$79.44
							23-24			232400072		\$45.44
AMAZON C000	AMAZON CAPITAL SERVICES, INC	1WYD-TQ3R-KPRJ	2002400124	JANAMA	TRUST	Replacement paper cutter for teacher workroom	H	01/13/2024	01/17/2024	A		\$188.90
							23-24			232400076		\$188.90
AMAZON C000	AMAZON CAPITAL SERVICES, INC	1YYK-3NPR-FR47	1002400437	JANAMA	TRUST	RCES Library Book Order	H	01/24/2024	01/29/2024	A		\$68.95
							23-24			232400080		\$68.95
NUMBER OF INVOICES: 43											\$10,030.84	
AMEREN I000	AMEREN ILLINOIS	010524	9002400022	JANPP	TRUST	ELECTRIC CHARGES	H	01/05/2024	01/12/2024	R		\$12,695.42
							23-24			36371		\$12,695.42
NUMBER OF INVOICES: 1											\$12,695.42	
AMERICAN018	AMERICAN BUS AND ACCESSORIES	251022	8002400014	JANPP	TRUST	Supplies for the 2023-2024	H	12/30/2023	01/17/2024	R		\$323.25

<u>VEN-KEY</u>	<u>VENDOR NAME</u>	<u>INVOICE #</u>	<u>PO NUMBER</u>	<u>BATCH</u>	<u>BANK</u>	<u>DESCRIPTION</u>	<u>LQ</u>	<u>S</u>	<u>INV DATE</u>	<u>DUE DATE</u>	<u>C</u>	<u>NET AMOUNT</u>
	<u>ACH VOID DOWNLOAD</u>	<u>DISCOUNT DESCRIPTION</u>			<u>DISC AMT</u>	<u>ADJUSTMENT DESCRIPTION</u>	<u>FY</u>		<u>ADJ AMT</u>	<u>CHECK NBR</u>		<u>INVOICE AMOUNT</u>
AMERICAN018	AMERICAN BUS AND ACCESSORIES	251022				*****CONTINUED***** school year.						
							23-24			36400		\$323.25
						NUMBER OF INVOICES: 1						\$323.25
ANCO STE001	ANCO STEEL COMPANY, INC	425494	3002400119	JANPP	TRUST	metal for the welding shop	H		01/19/2024	01/24/2024	R	\$133.86
							23-24			36419		\$133.86
ANCO STE001	ANCO STEEL COMPANY, INC	425830	3002400119	JANPP	TRUST	metal for the welding shop	H		01/24/2024	01/31/2024	R	\$111.10
							23-24			36457		\$111.10
						NUMBER OF INVOICES: 2						\$244.96
BERGECHR000	BERGER, CHRISTY	010524	6002400075	JANPP	TRUST	Critical Issues conference for Nurse \$45- I will pay and ask for reimbursement.	H		01/05/2024	01/09/2024	A	\$45.00
							23-24			232400063		\$45.00
						NUMBER OF INVOICES: 1						\$45.00
BERRYNAT001	BERRY, NATALIE	010124	3002400280	JANPP	TRUST	Teacher Institute breakfast	H		01/01/2024	01/05/2024	A	\$86.22
							23-24			232400044		\$86.22
						NUMBER OF INVOICES: 1						\$86.22
BM TRUCK000	BM TRUCK EQUIPMENT	122356254	0000000000	JANPP	TRUST	HS BASKETBALL GOAL	H		12/22/2023	01/29/2024	R	\$389.44
							23-24			36447		\$389.44
						NUMBER OF INVOICES: 1						\$389.44
BROWNBRA005	BROWN, BRAELYNN	011824	0000000000	JANPP	TRUST	TUTORING 12/11-1/18	H		01/18/2024	01/26/2024	R	\$212.50
							23-24			36429		\$212.50
						NUMBER OF INVOICES: 1						\$212.50
C & T / 000	C & T / RICHLAND MOTOR PARTS	198556	8002400032	JANPP	TRUST	Supplies for School Year	H		11/28/2023	01/02/2024	R	\$29.88

<u>VEN-KEY</u>	<u>VENDOR NAME</u>	<u>INVOICE #</u>	<u>PO NUMBER</u>	<u>BATCH</u>	<u>BANK</u>	<u>DESCRIPTION</u>	<u>LQ S</u>	<u>INV DATE</u>	<u>DUE DATE</u>	<u>C</u>	<u>NET AMOUNT</u>
	<u>ACH VOID DOWNLOAD</u>	<u>DISCOUNT DESCRIPTION</u>		<u>DISC AMT</u>		<u>ADJUSTMENT DESCRIPTION</u>	<u>FY</u>	<u>ADJ AMT</u>	<u>CHECK NBR</u>		<u>INVOICE AMOUNT</u>
C & T / 000	C & T / RICHLAND MOTOR PARTS	198556				*****CONTINUED***** 2023-2024					
							23-24		36297		\$29.88
C & T / 000	C & T / RICHLAND MOTOR PARTS	199975	000000000	JANPP	TRUST	HS SUPPLIES	H	12/18/2023	01/02/2024	R	\$3.99
							23-24		36297		\$3.99
C & T / 000	C & T / RICHLAND MOTOR PARTS	201355	8002400032	JANPP	TRUST	Supplies for School Year 2023-2024	H	01/09/2024	01/30/2024	R	\$31.30
							23-24		36448		\$31.30
C & T / 000	C & T / RICHLAND MOTOR PARTS	201379	8002400032	JANPP	TRUST	Supplies for School Year 2023-2024	H	01/09/2024	01/30/2024	R	\$29.38
							23-24		36448		\$29.38
C & T / 000	C & T / RICHLAND MOTOR PARTS	201388	8002400032	JANPP	TRUST	Supplies for School Year 2023-2024	H	01/09/2024	01/30/2024	R	\$27.66
							23-24		36448		\$27.66
C & T / 000	C & T / RICHLAND MOTOR PARTS	201467	000000000	JANPP	TRUST	ES SUPPLIES	H	01/10/2024	01/30/2024	R	47 5.56
							23-24		36448		\$9.56
C & T / 000	C & T / RICHLAND MOTOR PARTS	202697	8002400032	JANPP	TRUST	Supplies for School Year 2023-2024	H	01/26/2024	01/30/2024	R	\$39.84
							23-24		36448		\$39.84
C & T / 000	C & T / RICHLAND MOTOR PARTS	202713	000000000	JANPP	TRUST	SHOP SUPPLIES	H	01/26/2024	01/30/2024	R	\$157.82
							23-24		36448		\$157.82
NUMBER OF INVOICES: 8											\$329.43
CARDIO P000	CARDIO PARTNERS, INC	INV3251882	6002400044	JANPP	TRUST	AED for New Pre K building, with cabinet, case, responder pack,pads, etc.	H	01/22/2024	01/25/2024	R	\$1,275.31
							23-24		36430		\$1,275.31

VEN-KEY	VENDOR NAME	INVOICE #	PO NUMBER	BATCH	BANK	DESCRIPTION	LQ	S	INV DATE	DUE DATE	C	NET AMOUNT
<u>ACH VOID DOWNLOAD</u>		<u>DISCOUNT DESCRIPTION</u>			<u>DISC AMT</u>	<u>ADJUSTMENT DESCRIPTION</u>	<u>FY</u>		<u>ADJ AMT</u>	<u>CHECK NBR</u>		<u>INVOICE AMOUNT</u>
						NUMBER OF INVOICES: 1						\$1,275.31
CARLE	000 CARLE	H3R-88S-DHN	8002400016	JANPP	TRUST	Driver's drug test for license renewal 2023-2024.	H		12/14/2023	01/05/2024	R	\$76.00
							23-24			36312		\$76.00
CARLE	000 CARLE	NCS-6SK-1RN	8002400016	JANPP	TRUST	Driver's drug test for license renewal 2023-2024.	H		12/27/2023	01/09/2024	R	\$38.00
							23-24			36354		\$38.00
CARLE	000 CARLE	SYL-RC5-QG7	8002400016	JANPP	TRUST	Driver's drug test for license renewal 2023-2024.	H		01/11/2024	01/25/2024	R	\$114.00
							23-24			36431		\$114.00
						NUMBER OF INVOICES: 3						\$228.00
CASH	001 CASH	010224	0000000000	JANPP	TRUST	CASH TO START UP HS CAFE REGISTERS	H		01/02/2024	01/02/2024	R	\$100.00
							23-24			36282		\$100.00
												48
						NUMBER OF INVOICES: 1						\$100.00
CENTRAL	002 CENTRAL SCHOOL	030124	0000000000	JANPP	TRUST	Sue Pixley Art Teacher's Workshop	H		02/16/2024	01/08/2024	R	\$30.00
							23-24			36318		\$30.00
CENTRAL	002 CENTRAL SCHOOL	030124-walker	0000000000	JANPP	TRUST	GRACE WALKER 19TH ANNUAL ART TEACHERS WORKSHOP	H		03/01/2024	01/30/2024	R	\$30.00
							23-24			36458		\$30.00
						NUMBER OF INVOICES: 2						\$60.00
CENTRALI000	CENTRALIA COIN, STAMP ETC	011224	9002400064	JANPP	TRUST	Silver Eagle Coins - Illinois State Scholars	H		01/12/2024	01/17/2024	R	\$719.00
							23-24			36372		\$719.00

<u>VEN-KEY</u>	<u>VENDOR NAME</u>	<u>INVOICE #</u>	<u>PO NUMBER</u>	<u>BATCH</u>	<u>BANK</u>	<u>DESCRIPTION</u>	<u>LQ</u>	<u>S</u>	<u>INV DATE</u>	<u>DUE DATE</u>	<u>C</u>	<u>NET AMOUNT</u>
<u>ACH VOID DOWNLOAD</u>		<u>DISCOUNT DESCRIPTION</u>			<u>DISC AMT</u>	<u>ADJUSTMENT DESCRIPTION</u>	<u>FY</u>	<u>ADJ AMT</u>		<u>CHECK NBR</u>	<u>INVOICE AMOUNT</u>	
NUMBER OF INVOICES: 1											\$719.00	
CINTAS 000	CINTAS	4176542739	0000000000	JANPP	TRUST	ES SERVICE	H		12/11/2023	01/04/2024	R	\$222.71
											23-24 36313 \$222.71	
CINTAS 000	CINTAS	4176542749	0000000000	JANPP	TRUST	MS SERVICE	H		12/11/2023	01/04/2024	R	\$220.04
											23-24 36313 \$220.04	
CINTAS 000	CINTAS	4176542788	0000000000	JANPP	TRUST	HS SERVICE	H		12/11/2023	01/04/2024	R	\$128.87
											23-24 36313 \$128.87	
CINTAS 000	CINTAS	4178010158	0000000000	JANPP	TRUST	MS SERVICE	H		12/26/2023	01/04/2024	R	\$220.04
											23-24 36313 \$220.04	
CINTAS 000	CINTAS	4178010159	0000000000	JANPP	TRUST	HS SERVICE	H		12/26/2023	01/04/2024	R	\$128.87
											23-24 36313 \$128.87	
CINTAS 000	CINTAS	4178010212	0000000000	JANPP	TRUST	ES SERVICE	H		12/26/2023	01/04/2024	R	\$222.71
											23-24 36313 \$222.71	
NUMBER OF INVOICES: 6											\$1,143.24	
CITY OF 002	CITY OF OLNEY	010424	9002400006	JANPP	TRUST	WATER BILL	H		01/04/2024	01/23/2024	R	\$3,103.75
											23-24 36411 \$3,103.75	
NUMBER OF INVOICES: 1											\$3,103.75	
CLAY COU002	CLAY COUNTY HEALTH DEPT	120723	0000000000	JANPP	TRUST	ES MS HS FOOD INSPECTIONS 3 X \$70	H		01/12/2024	01/23/2024	R	\$210.00
											23-24 36412 \$210.00	
NUMBER OF INVOICES: 1											\$210.00	
CLEARWAV000	CLEARWAVE COMMUNICATIONS	10006767124	9002400007	JANPP	TRUST	MONTHLY SERVICE FEE FOR INTERNET ACCESS FIBER	H		01/01/2024	01/03/2024	R	\$1,424.40
											23-24 36298 \$1,424.40	

<u>VEN-KEY</u>	<u>VENDOR NAME</u>	<u>INVOICE #</u>	<u>PO NUMBER</u>	<u>BATCH</u>	<u>BANK</u>	<u>DESCRIPTION</u>	<u>LQ</u>	<u>S</u>	<u>INV DATE</u>	<u>DUE DATE</u>	<u>C</u>	<u>NET AMOUNT</u>
	<u>ACH VOID DOWNLOAD</u>	<u>DISCOUNT DESCRIPTION</u>			<u>DISC AMT</u>	<u>ADJUSTMENT DESCRIPTION</u>	<u>FY</u>		<u>ADJ AMT</u>	<u>CHECK NBR</u>		<u>INVOICE AMOUNT</u>
						NUMBER OF INVOICES: 1						\$1,424.40
CONSTELL000	CONSTELLATION NEWENERGY, INC	67390706901	9002400008	JANPP		TRUST HS ELECTRIC	H		01/10/2024	01/17/2024	A	\$6,364.35
							23-24			232400074		\$6,364.35
						NUMBER OF INVOICES: 1						\$6,364.35
DATA MAN000	DATA MANAGEMENT SHREDDING	67130	9002400009	JANPP		TRUST SHREDDING SERVICES	H		12/31/2023	01/12/2024	R	\$45.00
							23-24			36373		\$45.00
						NUMBER OF INVOICES: 1						\$45.00
DEARBORN000	DEARBORN LIFE INSURANCE CO	012424	9002400010	JANPP		TRUST LIFE INSURANCE	H		12/25/2023	01/17/2024	R	\$3,326.62
							23-24			36401		\$3,326.62
						NUMBER OF INVOICES: 1						\$3,326.62
DEMCO IN000	DEMCO, INC	7420350	2002400119	JANPP		TRUST Supplies	H		01/10/2024	01/23/2024	R	\$120.70
							23-24			36413		\$120.70
						NUMBER OF INVOICES: 1						\$120.70
												50
						NUMBER OF INVOICES: 1						\$120.70
EAGLESON001	EAGLESON AUTOMOTIVE CENTER INC	220026	0000000000	JANPP		TRUST MAINTENANCE TRUCK	H		01/12/2024	01/17/2024	R	\$82.19
							23-24			36374		\$82.19
						NUMBER OF INVOICES: 1						\$82.19
EDPUZZLE000	EDPUZZLE, INC	32386	9502400060	JANPP		TRUST Edpuzzle Renewal	H		01/14/2024	01/16/2024	R	\$5,250.00
							23-24			36375		\$5,250.00
						NUMBER OF INVOICES: 1						\$5,250.00
ELLISNAT000	ELLISON, NATALIE	011824	0000000000	JANPP		TRUST TUTORING 12/11-1/18	H		01/18/2024	01/26/2024	R	\$192.00
							23-24			36432		\$192.00

VEN-KEY	VENDOR NAME	INVOICE #	PO NUMBER	BATCH	BANK	DESCRIPTION	LQ	S	INV DATE	DUE DATE	C	NET AMOUNT
<u>ACH VOID DOWNLOAD</u>		<u>DISCOUNT DESCRIPTION</u>			<u>DISC AMT</u>	<u>ADJUSTMENT DESCRIPTION</u>	<u>FY</u>	<u>ADJ AMT</u>		<u>CHECK NBR</u>	<u>INVOICE AMOUNT</u>	
						NUMBER OF INVOICES: 1						\$192.00
ENLOWJEF000	ENLOW, JEFFREY	102723	0000000000	JANPP	TRUST	CDL REIMBURSEMENT	H		10/27/2023	01/05/2024	R	\$55.21
							23-24			36314	\$55.21	
						NUMBER OF INVOICES: 1						\$55.21
ERFAE % 000	ERFAE % KRISTA MCLAREN	011024	0000000000	JANPP	TRUST	RAFFLE TICKETS ERFAE	H		12/31/2023	01/10/2024	A	\$200.00
							23-24			232400064	\$200.00	
						NUMBER OF INVOICES: 1						\$200.00
EXPLORE 001	EXPLORE LEARNING	7507048	1002400434	JANPP	TRUST	Learning A-Z yearly renewal	H		01/18/2024	01/23/2024	R	\$660.00
							23-24			36414	\$660.00	
						NUMBER OF INVOICES: 1						\$660.00
FIELD WR000	FIELD WRXS INC	3528	0000000000	JANPP	TRUST	REPLACED WALL MOUNT AMP ELEMENTARY	H		01/12/2024	01/17/2024	R	\$2,398.10
							23-24			36376	\$2,398.10	
						NUMBER OF INVOICES: 1						\$2,398.10
FISHER A000	FISHER AUTO PARTS	358-222804	8002400004	JANPP	TRUST	Supplies for the school year 2023-2024	H		12/01/2023	01/11/2024	R	\$35.64
							23-24			36358	\$35.64	
FISHER A000	FISHER AUTO PARTS	358-222853	8002400004	JANPP	TRUST	Supplies for the school year 2023-2024	H		12/06/2023	01/11/2024	R	\$38.57
							23-24			36358	\$38.57	
FISHER A000	FISHER AUTO PARTS	358-222949	8002400004	JANPP	TRUST	Supplies for the school year 2023-2024	H		12/13/2023	01/11/2024	R	\$76.50
							23-24			36358	\$76.50	

<u>VEN-KEY</u>	<u>VENDOR NAME</u>	<u>INVOICE #</u>	<u>PO NUMBER</u>	<u>BATCH</u>	<u>BANK</u>	<u>DESCRIPTION</u>	<u>LQ</u>	<u>S</u>	<u>INV DATE</u>	<u>DUE DATE</u>	<u>C</u>	<u>NET AMOUNT</u>
	<u>ACH VOID DOWNLOAD</u>	<u>DISCOUNT DESCRIPTION</u>			<u>DISC AMT</u>	<u>ADJUSTMENT DESCRIPTION</u>	<u>FY</u>		<u>ADJ AMT</u>	<u>CHECK NBR</u>		<u>INVOICE AMOUNT</u>
NUMBER OF INVOICES: 3												\$150.71
FOLLETT 004	FOLLETT CONTENT SOLUTIONS, LLC	302896	2002400110	JANPP	TRUST	Manga books	H		12/14/2023	01/25/2024	R	\$1,050.40
							23-24			36433		\$1,050.40
FOLLETT 004	FOLLETT CONTENT SOLUTIONS, LLC	302896F	2002400110	JANPP	TRUST	Manga books	H		12/20/2023	12/21/2023	R	\$73.60
							23-24			36283		\$73.60
FOLLETT 004	FOLLETT CONTENT SOLUTIONS, LLC	303004F	1002400395	JANPP	TRUST	RCES Library Book Order	H		01/25/2024	01/29/2024	R	\$314.47
							23-24			36449		\$314.47
FOLLETT 004	FOLLETT CONTENT SOLUTIONS, LLC	313813	1002400416	JANPP	TRUST	RCES Library Book Order	H		01/10/2024	01/11/2024	R	\$216.70
							23-24			36359		\$216.70
FOLLETT 004	FOLLETT CONTENT SOLUTIONS, LLC	313813A	1002400416	JANPP	TRUST	RCES Library Book Order	H		01/26/2024	01/29/2024	R	\$424.16
							23-24			36449		\$424.16
FOLLETT 004	FOLLETT CONTENT SOLUTIONS, LLC	323496	1002400438	JANPP	TRUST	RCES Library Book Order	H		01/24/2024	01/25/2024	R	\$346.06
							23-24			36433		\$346.06
52												
FOLLETT 004	FOLLETT CONTENT SOLUTIONS, LLC	759527F	1002400351	JANPP	TRUST	Follett Library Book Order	H		12/22/2023	01/02/2024	R	\$279.68
							23-24			36299		\$279.68
NUMBER OF INVOICES: 7												\$2,705.07
FRITCJEN000	FRITCHLEY, JENNIFER	083023	0000000000	JANPP	TRUST	MEDICAL REIMBURSEMENT	H		08/30/2023	01/24/2024	A	\$200.00
							23-24			232400077		\$200.00
NUMBER OF INVOICES: 1												\$200.00
GRAINGER000	GRAINGER	9957571541	0000000000	JANPP	TRUST	ES SUPPLIES	H		01/10/2024	01/11/2024	R	\$921.19
							23-24			36377		\$921.19
GRAINGER000	GRAINGER	9964478771	0000000000	JANPP	TRUST	HS SUPPLIES.	H		01/17/2024	01/24/2024	R	\$364.03
							23-24			36420		\$364.03

<u>VEN-KEY</u>	<u>VENDOR NAME</u>	<u>INVOICE #</u>	<u>PO NUMBER</u>	<u>BATCH</u>	<u>BANK</u>	<u>DESCRIPTION</u>	<u>LQ</u>	<u>S</u>	<u>INV DATE</u>	<u>DUE DATE</u>	<u>C</u>	<u>NET AMOUNT</u>
<u>ACH VOID DOWNLOAD</u>		<u>DISCOUNT DESCRIPTION</u>			<u>DISC AMT</u>	<u>ADJUSTMENT DESCRIPTION</u>	<u>FY</u>	<u>ADJ AMT</u>		<u>CHECK NBR</u>	<u>INVOICE AMOUNT</u>	
GRAINGER000	GRAINGER	9964492988	0000000000	JANPP	TRUST	ES SUPPLIES	H	01/16/2024	01/17/2024	R	\$238.25	
							23-24			36402	\$238.25	
GRAINGER000	GRAINGER	9971051595	0000000000	JANPP	TRUST	SUMMER MAINTENANCE	H	01/22/2024	01/25/2024	R	\$609.63	
							23-24			36434	\$609.63	
GRAINGER000	GRAINGER	9972034277	0000000000	JANPP	TRUST	ES SUPPLIES	H	01/23/2024	01/25/2024	R	\$20.62	
							23-24			36434	\$20.62	
NUMBER OF INVOICES: 5											\$2,153.72	
GROVECON001	GROVE, CONNOR	011824	0000000000	JANPP	TRUST	TUTORING 12/11-1/18	H	01/18/2024	01/26/2024	R	\$128.50	
							23-24			36435	\$128.50	
NUMBER OF INVOICES: 1											\$128.50	
HINCKLEY001	HINCKLEY SPRINGS	16201054 012124	8002400026	JANPP	TRUST	Supplies for 2023-2024	H	01/21/2024	01/25/2024	R	\$38.97	
							23-24			36436	\$38.97	
HINCKLEY001	HINCKLEY SPRINGS	16201054 122423	8002400026	JANPP	TRUST	Supplies for 2023-2024	H	12/24/2023	01/05/2024	R	\$65.45	
							23-24			36315	\$65.45	
NUMBER OF INVOICES: 2											\$104.42	
HOME DEP000	HOME DEPOT PRO	763384096	0000000000	JANPP	TRUST	ES SUPPLIES	H	09/01/2023	01/02/2024	R	\$17.04	
							23-24			36284	\$17.04	
HOME DEP000	HOME DEPOT PRO	767990823	0000000000	JANPP	TRUST	ES SUPPLIES	H	09/29/2023	01/02/2024	R	\$1,826.71	
							23-24			36284	\$1,826.71	
HOME DEP000	HOME DEPOT PRO	767990831	0000000000	JANPP	TRUST	MS SUPPLIES	H	09/29/2023	01/02/2024	R	\$298.80	
							23-24			36284	\$298.80	
HOME DEP000	HOME DEPOT PRO	778867101	0000000000	JANPP	TRUST	ELC SUPPLIES	H	12/06/2023	01/30/2024	R	\$33.96	
							23-24			36459	\$33.96	

VEN-KEY	VENDOR NAME	INVOICE #	PO NUMBER	BATCH	BANK	DESCRIPTION	LQ	S	INV DATE	DUE DATE	C	NET AMOUNT
<u>ACH VOID DOWNLOAD</u>		<u>DISCOUNT DESCRIPTION</u>			<u>DISC AMT</u>	<u>ADJUSTMENT DESCRIPTION</u>	<u>FY</u>	<u>ADJ AMT</u>		<u>CHECK NBR</u>	<u>INVOICE AMOUNT</u>	
HOME DEP000	HOME DEPOT PRO	778867119	000000000	JANPP	TRUST	ELC SUPPLIES	H	23-24	12/06/2023	01/30/2024	R	\$33.68
										36459		\$33.68
HOME DEP000	HOME DEPOT PRO	781354394	000000000	JANPP	TRUST	HS SUPPLIES	H	23-24	12/21/2023	01/02/2024	R	\$129.28
										36284		\$129.28
HOME DEP000	HOME DEPOT PRO	78261888	000000000	JANPP	TRUST	ELC SUPPLIES	H	23-24	01/03/2024	01/30/2024	R	\$464.66
										36459		\$464.66
HOME DEP000	HOME DEPOT PRO	782618896	000000000	JANPP	TRUST	ELC SUPPLIES	H	23-24	01/03/2024	01/30/2024	R	\$114.00
										36459		\$114.00
HOME DEP000	HOME DEPOT PRO	783368517	000000000	JANPP	TRUST	ES SUPPLIES	H	23-24	01/08/2024	01/29/2024	R	\$388.76
										36450		\$388.76
HOME DEP000	HOME DEPOT PRO	783831712	000000000	JANPP	TRUST	ELC/RCES SUPPLIES	H	23-24	01/10/2024	01/30/2024	R	\$307.36
										36459		\$307.36
HOME DEP000	HOME DEPOT PRO	784117731	000000000	JANPP	TRUST	ELC SUPPLIES	H	23-24	01/11/2024	01/30/2024	R	\$207.95
										36459		\$207.95
HOME DEP000	HOME DEPOT PRO	784719544	000000000	JANPP	TRUST	HS SUPPLIES	H	23-24	01/16/2024	01/29/2024	R	\$701.74
										36450		\$701.74
HOME DEP000	HOME DEPOT PRO	784719551	000000000	JANPP	TRUST	ES SUPPLIES	H	23-24	01/16/2024	01/29/2024	R	\$232.60
										36450		\$232.60
HOME DEP000	HOME DEPOT PRO	784947848	000000000	JANPP	TRUST	MS SUPPLIES	H	23-24	01/17/2024	01/29/2024	R	\$325.29
										36450		\$325.29
HOME DEP000	HOME DEPOT PRO	786575530	000000000	JANPP	TRUST	ES SUPPLIES	H	23-24	01/26/2024	01/29/2024	R	\$575.02
										36450		\$575.02
NUMBER OF INVOICES: 15											\$5,656.85	
HOMETOWN000	HOMETOWN REGISTER-MT CARMEL, SO IL	70839396	000000000	JANPP	TRUST	ROOFING PROJECT	H		12/31/2023	01/02/2024	R	\$113.15

VEN-KEY	VENDOR NAME	INVOICE #	PO NUMBER	BATCH	BANK	DESCRIPTION	LQ	S	INV DATE	DUE DATE	C	NET AMOUNT
	<u>ACH VOID DOWNLOAD</u>	<u>DISCOUNT DESCRIPTION</u>			<u>DISC AMT</u>	<u>ADJUSTMENT DESCRIPTION</u>	<u>FY</u>		<u>ADJ AMT</u>	<u>CHECK NBR</u>		<u>INVOICE AMOUNT</u>
HOMETOWN000	HOMETOWN REGISTER-MT CARMEL, SO IL	70839396				*****CONTINUED*****						
							23-24			36300		\$113.15
NUMBER OF INVOICES: 1												
												\$113.15
HOUCHENS000	HOUCHENS NORTH FOODS, LLC	00167171	3002400110	JANIGA	TRUST	Food for Foods 1, 2, & 3	H		12/04/2023	12/14/2023	R	\$0.89
							23-24			36311		\$0.89
HOUCHENS000	HOUCHENS NORTH FOODS, LLC	00167345	3002400110	JANIGA	TRUST	Food for Foods 1, 2, & 3	H		12/05/2023	12/14/2023	R	\$3.49
							23-24			36311		\$3.49
HOUCHENS000	HOUCHENS NORTH FOODS, LLC	002-00270894	3002400281	JANIGA	TRUST	Christmas Carry-in	H		12/21/2023	01/05/2024	R	\$465.56
							23-24			36311		\$465.56
HOUCHENS000	HOUCHENS NORTH FOODS, LLC	00267660	3002400110	JANIGA	TRUST	Food for Foods 1, 2, & 3	H		11/27/2023	11/27/2023	R	\$47.25
							23-24			36311		\$47.25
HOUCHENS000	HOUCHENS NORTH FOODS, LLC	00268865	4002400008	JANIGA	TRUST	Food/Supplies FY24 Houchens IGA	H		12/08/2023	12/11/2023	R	\$15.61
							23-24			36311		\$15.61
HOUCHENS000	HOUCHENS NORTH FOODS, LLC	00269821	8002400017	JANIGA	TRUST	Supplies for the school year 2023-2024	H		12/15/2023	12/18/2023	R	\$176.51
							23-24			36311		\$176.51
HOUCHENS000	HOUCHENS NORTH FOODS, LLC	003-00204422	0000000000	JANIGA	TRUST	FLOWERS	H		12/12/2023	01/04/2024	R	\$30.00
							23-24			36311		\$30.00
HOUCHENS000	HOUCHENS NORTH FOODS, LLC	003-00204521	0000000000	JANIGA	TRUST	FLOWERS	H		12/15/2023	01/04/2024	R	\$30.00
							23-24			36311		\$30.00
HOUCHENS000	HOUCHENS NORTH FOODS, LLC	003-00204778	0000000000	JANIGA	TRUST	FLOWERS	H		12/20/2023	01/04/2024	R	\$90.00
							23-24			36311		\$90.00
HOUCHENS000	HOUCHENS NORTH FOODS, LLC	011910	0000000000	JANPP	TRUST	Christmas Hams	H		01/19/2024	01/26/2024	R	\$4,944.21
							23-24			36437		\$4,944.21

<u>VEN-KEY</u>	<u>VENDOR NAME</u>	<u>INVOICE #</u>	<u>PO NUMBER</u>	<u>BATCH</u>	<u>BANK</u>	<u>DESCRIPTION</u>	<u>LQ</u>	<u>S</u>	<u>INV DATE</u>	<u>DUE DATE</u>	<u>C</u>	<u>NET AMOUNT</u>
	<u>ACH VOID DOWNLOAD</u>	<u>DISCOUNT DESCRIPTION</u>			<u>DISC AMT</u>	<u>ADJUSTMENT DESCRIPTION</u>	<u>FY</u>		<u>ADJ AMT</u>	<u>CHECK NBR</u>		<u>INVOICE AMOUNT</u>
						NUMBER OF INVOICES: 10						\$5,803.52
HOUT COO001	HOUT, COOPER	011824	0000000000	JANPP		TRUST TUTORING 12/11-1/18	H		01/18/2024	01/26/2024	R	\$22.75
									23-24		36438	\$22.75
						NUMBER OF INVOICES: 1						\$22.75
IAVAT 000	IAVAT	76740	0000000000	JANPP		TRUST 2024 GROUND ZERO CONFERENCE	H		01/03/2024	01/26/2024	R	\$840.00
									23-24		36439	\$840.00
						NUMBER OF INVOICES: 1						\$840.00
IL ASSN 003	IL ASSN OF SCHOOL ADMINSTRATORS	84-020824-AA3782	0000000000	JANPP		TRUST PROBLEM SOLVING & COLLECTIVE BARGAINING	H		12/18/2023	01/03/2024	R	\$1,600.00
									23-24		36301	\$1,600.00
						NUMBER OF INVOICES: 1						\$1,600.00
IL DEPT 006	IL DEPT OF REVENUE	JAN 24	0000000000	JANPP		TRUST	H		01/08/2024	01/08/2024	W	\$54,460.35
									23-24		202300203	\$54,460.35
						NUMBER OF INVOICES: 1						\$54,460.35
IL GAS C000	IL GAS COMPANY	010924	9002400012	JANPP		TRUST GAS BILL	H		01/09/2024	01/24/2024	R	\$12,342.38
									23-24		36421	\$12,342.38
IL GAS C000	IL GAS COMPANY	120523	9002400012	JANPP		TRUST GAS BILL	H		12/05/2023	01/02/2024	R	\$8,713.18
									23-24		36285	\$8,713.18
						NUMBER OF INVOICES: 2						\$21,055.56
IL SCHOO000	IL SCHOOL FOR THE VISUALLY IMPAIRE	1/22/2024	0000000000	JANPP		TRUST A SHILLING 11/8-12/21/23	H		01/22/2024	01/25/2024	R	\$615.00
									23-24		36440	\$615.00
						NUMBER OF INVOICES: 1						\$615.00
INSTA-LE000	INSTA-LEARN BY STEP INC	105890	1002400203	JANPP		TRUST 3 sets of blue board strips	H		01/10/2024	01/29/2024	R	\$77.90

<u>VEN-KEY</u>	<u>VENDOR NAME</u>	<u>INVOICE #</u>	<u>PO NUMBER</u>	<u>BATCH</u>	<u>BANK</u>	<u>DESCRIPTION</u>	<u>LQ S</u>	<u>INV DATE</u>	<u>DUE DATE</u>	<u>C</u>	<u>NET AMOUNT</u>
	<u>ACH VOID DOWNLOAD</u>	<u>DISCOUNT DESCRIPTION</u>		<u>DISC AMT</u>		<u>ADJUSTMENT DESCRIPTION</u>	<u>FY</u>	<u>ADJ AMT</u>	<u>CHECK NBR</u>		<u>INVOICE AMOUNT</u>
INSTA-LE000	INSTA-LEARN BY STEP INC	105890				*****CONTINUED*****					
							23-24		36451		\$77.90
NUMBER OF INVOICES: 1											\$77.90
IVY'S CO000	IVY'S COTTAGE, LLC	169098/1	6002400076	JANPP	TRUST	Admin supplies	H	12/19/2023	01/12/2024	R	\$54.00
							23-24		36378		\$54.00
NUMBER OF INVOICES: 1											\$54.00
J.B. ESK000	J.B. ESKER & SONS INC	6615501	0000000000	JANPP	TRUST	CONCRETE CURB	H	01/19/2024	01/23/2024	R	\$26,100.00
							23-24		36415		\$26,100.00
NUMBER OF INVOICES: 1											\$26,100.00
JOHN D H000	JOHN D HURN & SON, INC	522740	0000000000	JANHURN	TRUST	ES SUPPLIES	H	12/28/2023	01/02/2024	R	\$20.78
							23-24		36425		\$20.78
JOHN D H000	JOHN D HURN & SON, INC	522828	0000000000	JANHURN	TRUST	ES SUPPLIES	H	12/28/2023	01/02/2024	R	\$65.02
							23-24		36425		\$65.02
JOHN D H000	JOHN D HURN & SON, INC	523018	0000000000	JANHURN	TRUST	HS SUPPLIES	H	01/02/2024	01/03/2024	R	\$100.62
							23-24		36425		\$100.62
JOHN D H000	JOHN D HURN & SON, INC	523340	0000000000	JANHURN	TRUST	ES SUPPLIES	H	01/04/2024	01/04/2024	R	\$44.09
							23-24		36425		\$44.09
JOHN D H000	JOHN D HURN & SON, INC	523652	0000000000	JANHURN	TRUST	HS SUPPLIES	H	01/08/2024	01/08/2024	R	\$55.54
							23-24		36425		\$55.54
JOHN D H000	JOHN D HURN & SON, INC	524897	3002400140	JANHURN	TRUST	Ag Class Supplies - Intro to Ag / Ag Sci / Ag Mech	H	01/17/2024	01/25/2024	R	\$22.78
							23-24		36425		\$22.78
JOHN D H000	JOHN D HURN & SON, INC	525209	0000000000	JANHURN	TRUST	HS SUPPLIES	H	01/19/2024	01/23/2024	R	\$32.28
							23-24		36425		\$32.28

VEN-KEY	VENDOR NAME	INVOICE #	PO NUMBER	BATCH	BANK	DESCRIPTION	LQ S	INV DATE	DUE DATE	C	NET AMOUNT
<u>ACH VOID DOWNLOAD</u>		<u>DISCOUNT DESCRIPTION</u>			<u>DISC AMT</u>	<u>ADJUSTMENT DESCRIPTION</u>	<u>FY</u>	<u>ADJ AMT</u>	<u>CHECK NBR</u>		<u>INVOICE AMOUNT</u>
JOHN D H000	JOHN D HURN & SON, INC	525248	0000000000	JANHURN	TRUST	ELC SUPPLIES	H	01/20/2024	01/23/2024	R	\$4.08
							23-24		36425		\$4.08
JOHN D H000	JOHN D HURN & SON, INC	525309	0000000000	JANHURN	TRUST	HS SUPPLIES	H	01/22/2024	01/23/2024	R	\$47.76
							23-24		36425		\$47.76
JOHN D H000	JOHN D HURN & SON, INC	525395	3002400140	JANHURN	TRUST	Ag Class Supplies - Intro to Ag / Ag Sci / Ag Mech	H	01/22/2024	01/25/2024	R	\$151.98
							23-24		36425		\$151.98
JOHN D H000	JOHN D HURN & SON, INC	525501	0000000000	JANHURN	TRUST	HS SUPPLIES.	H	01/23/2024	01/24/2024	R	\$21.98
							23-24		36425		\$21.98
JOHN D H000	JOHN D HURN & SON, INC	525646	0000000000	JANHURN	TRUST	ELC SUPPLIES	H	01/24/2024	01/24/2024	R	\$152.59
							23-24		36425		\$152.59
JOHN D H000	JOHN D HURN & SON, INC	525731	0000000000	JANHURN	TRUST	ELC Supplies	H	01/24/2024	01/24/2024	R	\$88.72
							23-24		36425		\$88.72
JOHN D H000	JOHN D HURN & SON, INC	K28989	0000000000	JANHURN	TRUST	HS SUPPLIES	H	01/11/2024	01/11/2024	R	\$58.40
							23-24		36425		\$47.40
NUMBER OF INVOICES: 14											\$855.62
JOHN DEE000	JOHN DEERE FINANCIAL	A47295	3002400166	JANJD	TRUST	Ag Class Supplies	H	12/29/2023	01/02/2024	R	\$66.41
							23-24		36426		\$66.41
JOHN DEE000	JOHN DEERE FINANCIAL	A49101	0000000000	JANJD	TRUST	HS SUPPLIES	H	01/04/2024	01/04/2024	R	\$44.33
							23-24		36426		\$44.33
JOHN DEE000	JOHN DEERE FINANCIAL	A50563	3002400166	JANJD	TRUST	Ag Class Supplies	H	01/09/2024	01/09/2024	R	\$39.95
							23-24		36426		\$39.95
NUMBER OF INVOICES: 3											\$150.69
KERR JEN000	KERR, JENNIFER	110523	0000000000	JANPP	TRUST	MEDICAL REIMBURSEMENT	H	11/05/2023	01/25/2024	A	\$200.00

<u>VEN-KEY</u>	<u>VENDOR NAME</u>	<u>INVOICE #</u>	<u>PO NUMBER</u>	<u>BATCH</u>	<u>BANK</u>	<u>DESCRIPTION</u>	<u>LQ S</u>	<u>INV DATE</u>	<u>DUE DATE</u>	<u>C</u>	<u>NET AMOUNT</u>
	<u>ACH VOID DOWNLOAD</u>	<u>DISCOUNT DESCRIPTION</u>		<u>DISC AMT</u>		<u>ADJUSTMENT DESCRIPTION</u>	<u>FY</u>	<u>ADJ AMT</u>	<u>CHECK NBR</u>		<u>INVOICE AMOUNT</u>
KERR JEN000	KERR, JENNIFER	110523				*****CONTINUED*****					
							23-24		232400078		\$200.00
											NUMBER OF INVOICES: 1
											\$200.00
LINCOLN 000	LINCOLN PRAIRIE BHC	2021-19258	0000000000	JANPP	TRUST M GARRETT	11-14/12-15	H	01/10/2024	01/17/2024	R	\$1,050.00
							23-24		36403		\$1,050.00
											NUMBER OF INVOICES: 1
											\$1,050.00
MARATHON002	MARATHON TIRE SERV, INC	012457890	8002400008	JANPP	TRUST	Van labor & supplies for the school year 2023-2024	H	01/11/2024	01/17/2024	R	\$162.19
							23-24		36404		\$162.19
											NUMBER OF INVOICES: 1
											\$162.19
MID-WEST000	MID-WEST TRUCKERS ASN INC	32641	8002400030	JANPP	TRUST	Bus Driver's Drug Test Fees for School Year 2023-2024	H	01/12/2024	01/17/2024	R	\$93.00
							23-24		36379		\$93.00
											59
											NUMBER OF INVOICES: 1
											\$93.00
MILLER 0000	MILLER OFFICE EQUIPMENT, INC	130148	2002400123	JANPP	TRUST	Copier Repair	H	01/08/2024	01/12/2024	R	\$320.00
							23-24		36380		\$320.00
MILLER 0000	MILLER OFFICE EQUIPMENT, INC	130149	1002400208	JANPP	TRUST	Parts for Copiers (Workrooms, Color Copiers, Fax Machine)	H	01/08/2024	01/11/2024	R	\$79.00
							23-24		36360		\$79.00
MILLER 0000	MILLER OFFICE EQUIPMENT, INC	130152	1002400209	JANPP	TRUST	Labor for Copiers (Workrooms, Color Copiers, Fax Machine)	H	01/09/2024	01/11/2024	R	\$48.00
							23-24		36360		\$48.00

<u>VEN-KEY</u>	<u>VENDOR NAME</u>	<u>INVOICE #</u>	<u>PO NUMBER</u>	<u>BATCH</u>	<u>BANK</u>	<u>DESCRIPTION</u>	<u>LQ</u>	<u>S</u>	<u>INV DATE</u>	<u>DUE DATE</u>	<u>C</u>	<u>NET AMOUNT</u>
	<u>ACH VOID DOWNLOAD</u>	<u>DISCOUNT DESCRIPTION</u>			<u>DISC AMT</u>	<u>ADJUSTMENT DESCRIPTION</u>	<u>FY</u>		<u>ADJ AMT</u>	<u>CHECK NBR</u>		<u>INVOICE AMOUNT</u>
MILLER 0000	MILLER OFFICE EQUIPMENT, INC	130152.	1002400208	JANPP	TRUST	Parts for Copiers (Workrooms, Color Copiers, Fax Machine)	H		01/09/2024	01/11/2024	R	\$339.00
							23-24			36360		\$339.00
MILLER 0000	MILLER OFFICE EQUIPMENT, INC	130168	1002400207	JANPP	TRUST	Ink for copiers (Workrooms, Color Copiers, Fax Machine)	H		01/11/2024	01/25/2024	R	\$1,778.00
							23-24			36441		\$1,778.00
MILLER 0000	MILLER OFFICE EQUIPMENT, INC	130179	5502400097	JANPP	TRUST	Supplies - B-3	H		01/12/2024	01/26/2024	R	\$404.00
							23-24			36441		\$404.00
MILLER 0000	MILLER OFFICE EQUIPMENT, INC	130193	0000000000	JANPP	TRUST	DISTRICT OFFICE	H		01/19/2024	01/23/2024	R	\$323.00
							23-24			36416		\$323.00
MILLER 0000	MILLER OFFICE EQUIPMENT, INC	130194	2002400130	JANPP	TRUST	Service Call on Sharp MX-M465N	H		01/18/2024	01/24/2024	R	\$70.00
							23-24			36422		\$70.00
MILLER 0000	MILLER OFFICE EQUIPMENT, INC	130219	2002400134	JANPP	TRUST	SERVICE CALL AND PARTS	H		01/24/2024	01/30/2024	R	\$160.00
							23-24			36452		\$158.00
MILLER 0000	MILLER OFFICE EQUIPMENT, INC	130265	6002400080	JANPP	TRUST	Sp Ed Admin supplies	H		01/26/2024	01/30/2024	R	\$165.00
							23-24			36452		\$165.00
NUMBER OF INVOICES: 10											\$3,684.00	
NORRIS E000	NORRIS ELECTRIC CO-OP	011824	9002400019	JANPP	TRUST	ELECTRIC ES & ELC	H		12/26/2023	01/08/2024	R	\$17,474.28
							23-24			36319		\$17,474.28
NUMBER OF INVOICES: 1											\$17,474.28	
O'REILLY001	O'REILLY AUTO PARTS	1411-180418	8002400007	JANPP	TRUST	Supplies for the school year 2023-2024	H		12/07/2023	01/04/2024	R	\$11.54
							23-24			36310		\$11.54

VEN-KEY	VENDOR NAME	INVOICE #	PO NUMBER	BATCH	BANK	DESCRIPTION	LQ	S	INV DATE	DUE DATE	C	NET AMOUNT
	ACH VOID DOWNLOAD	DISCOUNT DESCRIPTION			DISC AMT	ADJUSTMENT DESCRIPTION	FY		ADJ AMT	CHECK NBR		INVOICE AMOUNT
O'REILLY001	O'REILLY AUTO PARTS	1411-180526	8002400007	JANPP	TRUST	Supplies for the school year 2023-2024	H		12/08/2023	01/04/2024	R	\$48.00
										23-24	36310	\$48.00
O'REILLY001	O'REILLY AUTO PARTS	1411-183251	8002400007	JANPP	TRUST	Supplies for the school year 2023-2024	H		01/02/2024	01/30/2024	R	\$14.32
										23-24	36453	\$14.32
O'REILLY001	O'REILLY AUTO PARTS	1411-183362	8002400007	JANPP	TRUST	Supplies for the school year 2023-2024	H		01/02/2024	01/30/2024	R	\$31.98
										23-24	36453	\$31.98
O'REILLY001	O'REILLY AUTO PARTS	1411-184108	8002400007	JANPP	TRUST	Supplies for the school year 2023-2024	H		01/09/2024	01/30/2024	R	\$11.49
										23-24	36453	\$11.49
O'REILLY001	O'REILLY AUTO PARTS	1411-184345	0000000000	JANPP	TRUST	SHOP SUPPLIES	H		01/11/2024	01/30/2024	R	\$10.99
										23-24	36453	\$10.99
O'REILLY001	O'REILLY AUTO PARTS	1411-184428	8002400007	JANPP	TRUST	Supplies for the school year 2023-2024	H		01/11/2024	01/30/2024	R	\$261.88
										23-24	36453	\$287.88
NUMBER OF INVOICES: 7												\$416.20
ORIENTAL000	ORIENTAL TRADING CO, INC	72898118701	5502400087	JANPP	TRUST	B3 Book Club supplies	H		12/14/2023	01/02/2024	R	\$72.96
										23-24	36302	\$72.96
NUMBER OF INVOICES: 1												\$72.96
PAVILION000	THE PAVILION FOUNDATION	RichlandCo1220	0000000000	JANPP	TRUST	Hospital Instruction	H		12/20/2023	01/02/2024	R	\$264.00
										23-24	36303	\$264.00
NUMBER OF INVOICES: 1												\$264.00
PEST SOL000	PEST SOLUTIONS INCORPORATED	14908	1002400415	JANPP	TRUST	McKinney Vento extermination	H		12/19/2023	12/21/2023	R	\$95.00

<u>VEN-KEY</u>	<u>VENDOR NAME</u>	<u>INVOICE #</u>	<u>PO NUMBER</u>	<u>BATCH</u>	<u>BANK</u>	<u>DESCRIPTION</u>	<u>LQ S</u>	<u>INV DATE</u>	<u>DUE DATE</u>	<u>C</u>	<u>NET AMOUNT</u>
	<u>ACH VOID DOWNLOAD</u>	<u>DISCOUNT DESCRIPTION</u>			<u>DISC AMT</u>	<u>ADJUSTMENT DESCRIPTION</u>	<u>FY</u>	<u>ADJ AMT</u>	<u>CHECK NBR</u>		<u>INVOICE AMOUNT</u>
PEST SOL000	PEST SOLUTIONS INCORPORATED	14908				*****CONTINUED***** services for Anna Cobix					
							23-24		36286		\$95.00
PEST SOL000	PEST SOLUTIONS INCORPORATED	15454	1002400442	JANPP	TRUST	McKinney Vento-extermination services for Anna Cobix	H	01/16/2024	01/29/2024	R	\$95.00
							23-24		36454		\$95.00
						NUMBER OF INVOICES: 2					\$190.00
PIXLESUE000	PIXLEY, SUE	012624	3002400069	JANPP	TRUST	Classroom Supplies	H	01/26/2024	01/29/2024	A	\$16.50
							23-24		232400079		\$16.50
PIXLESUE000	PIXLEY, SUE		3002400069	JANPP	TRUST	9/18/23 11/6/23 11/26/23 12/14/23 12/30/23 1/3/24 +1 WITH NO DATE VISIBLE	H	09/18/2023	01/05/2024	A	\$160.51
							23-24		232400045		\$160.51
						NUMBER OF INVOICES: 2					\$177.01
											62
POTTECAR000	POTTER, CAROL	010224	0000000000	JANPP	TRUST	ST JOE STAFF MEAL	H	01/02/2024	01/03/2024	R	\$156.43
							23-24		36304		\$156.43
						NUMBER OF INVOICES: 1					\$156.43
PRINTFOR000	PRINTFORCE, INC	300349	6002400079	JANPP	TRUST	Spec Ed Admin supplies	H	01/18/2024	01/25/2024	R	\$93.80
							23-24		36442		\$93.80
PRINTFOR000	PRINTFORCE, INC	300371	2002400133	JANPP	TRUST	Name Plate for Mrs. Ochs	H	01/24/2024	01/31/2024	R	\$19.91
							23-24		36460		\$19.91
						NUMBER OF INVOICES: 2					\$113.71
PUCKECHE000	PUCKETT, CHELSEA	00057185	3002400282	JANPP	TRUST	Items Purchased for Chemistry Lab from IGA	H	01/04/2024	01/11/2024	A	\$48.17
							23-24		232400066		\$48.17

<u>VEN-KEY</u>	<u>VENDOR NAME</u>	<u>INVOICE #</u>	<u>PO NUMBER</u>	<u>BATCH</u>	<u>BANK</u>	<u>DESCRIPTION</u>	<u>LQ</u>	<u>S</u>	<u>INV DATE</u>	<u>DUE DATE</u>	<u>C</u>	<u>NET AMOUNT</u>
	<u>ACH VOID DOWNLOAD</u>	<u>DISCOUNT DESCRIPTION</u>				<u>ADJUSTMENT DESCRIPTION</u>	<u>FY</u>		<u>ADJ AMT</u>	<u>CHECK NBR</u>		<u>INVOICE AMOUNT</u>
						NUMBER OF INVOICES: 1						\$48.17
QUADIENT000	QUADIENT LEASING USA, INC	Q1168302	9002400013	JANPP	TRUST	POSTAGE MACHINE RENTAL	H		01/23/2024	01/29/2024	R	\$951.96
							23-24			36455		\$951.96
						NUMBER OF INVOICES: 1						\$951.96
RCCU #1 000	RCCU #1	2401	3002400300	JANPP	TRUST	Box of regular envelopes	H		01/24/2024	01/25/2024	R	\$33.95
							23-24			36443		\$33.95
RCCU #1 000	RCCU #1	24017	0000000000	JANPP	TRUST	BOARD MEETING	H		12/21/2023	01/11/2024	R	\$205.00
							23-24			36361		\$205.00
RCCU #1 000	RCCU #1	24018	3002400290	JANPP	TRUST	Taco Bar for Teacher Institute Lunch	H		01/02/2024	01/12/2024	R	\$232.00
							23-24			36381		\$232.00
RCCU #1 000	RCCU #1	24020	0000000000	JANPP	TRUST	FOODSERVICE BOARD MEETING	H		01/18/2024	01/23/2024	R	\$138.00
							23-24			36423		\$138.00
						NUMBER OF INVOICES: 4						\$608.95
RCMS - R000	RCMS - REVOLVING	123123	0000000000	JANPP	TRUST	DECEMBER REIMBURSEMENT	H		12/31/2023	01/10/2024	R	\$3,616.50
							23-24			36355		\$3,616.50
						NUMBER OF INVOICES: 1						\$3,616.50
RCMS	000 RCMS	011724	0000000000	JANPP	TRUST	RCMS Revolving through 1/17/24	H		01/17/2024	01/17/2024	R	\$1,270.00
							23-24			36405		\$1,270.00
RCMS	000 RCMS	013124	0000000000	JANPP	TRUST	1/23-1/31/24 reimbursement	H		01/31/2024	01/31/2024	R	\$1,665.00
							23-24			36461		\$1,665.00
RCMS	000 RCMS	123123	0000000000	JANPP	TRUST	RCMS December 2023 Reimbursement	H		12/31/2023	01/02/2024	R	\$750.00

VEN-KEY	VENDOR NAME	INVOICE #	PO NUMBER	BATCH	BANK	DESCRIPTION	LQ	S	INV DATE	DUE DATE	C	NET AMOUNT	
ACH VOID DOWNLOAD		DISCOUNT DESCRIPTION	DISC AMT		ADJUSTMENT DESCRIPTION		FY	ADJ AMT		CHECK NBR	INVOICE AMOUNT		
RCMS	000 RCMS	123123	*****CONTINUED*****										
							23-24			36287		\$750.00	
NUMBER OF INVOICES: 3											\$3,685.00		
READ'S I000	READ'S INC.	31220	0000000000	JANPP	TRUST HS REPAIR		H	12/19/2023	12/21/2023	R		\$2,569.07	
							23-24			36288		\$2,569.07	
READ'S I000	READ'S INC.	31275	0000000000	JANPP	TRUST MS SERVICE		H	01/05/2024	01/11/2024	R		\$369.14	
							23-24			36362		\$369.14	
READ'S I000	READ'S INC.	31317	0000000000	JANPP	TRUST ELEMENTARY WALK IN REPAIR		H	01/16/2024	01/18/2024	R		\$508.57	
							23-24			36406		\$508.57	
READ'S I000	READ'S INC.	31329	0000000000	JANPP	TRUST MS FREEZER		H	01/18/2024	01/23/2024	R		\$245.80	
							23-24			36417		\$245.80	
NUMBER OF INVOICES: 4											\$3,692.58		
REPUBLIC000	REPUBLIC SERVICES, INC	0694-003252621	9002400014	JANPP	TRUST TRASH SERVICES		H	12/20/2023	01/02/2024	R		\$5,368.81	
							23-24			36289		\$5,368.81	
REPUBLIC000	REPUBLIC SERVICES, INC	0694-003293768	9002400014	JANPP	TRUST TRASH SERVICES		H	01/20/2024	01/25/2024	R		\$5,050.86	
							23-24			36444		\$5,050.86	
NUMBER OF INVOICES: 2											\$10,419.67		
REVTRAK,000	REVTRAK, INC	123123	9002400015	JANPP	TRUST FEES		H	01/05/2024	01/05/2024	W		\$194.97	
							23-24			202300180		\$194.97	
NUMBER OF INVOICES: 1											\$194.97		
RICHLAND009	RICHLAND CO TREASURER	1	0000000000	JANPP	TRUST SCHOOL RESOURCE OFFICE DEC 2023		H	01/16/2024	01/17/2024	R		\$5,302.81	
							23-24			36407		\$5,302.81	

<u>VEN-KEY</u>	<u>VENDOR NAME</u>	<u>INVOICE #</u>	<u>PO NUMBER</u>	<u>BATCH</u>	<u>BANK</u>	<u>DESCRIPTION</u>	<u>LQ</u>	<u>S</u>	<u>INV DATE</u>	<u>DUE DATE</u>	<u>C</u>	<u>NET AMOUNT</u>
	<u>ACH VOID DOWNLOAD</u>	<u>DISCOUNT DESCRIPTION</u>			<u>DISC AMT</u>	<u>ADJUSTMENT DESCRIPTION</u>	<u>FY</u>		<u>ADJ AMT</u>	<u>CHECK NBR</u>		<u>INVOICE AMOUNT</u>
						NUMBER OF INVOICES: 1						\$5,302.81
RICHLAND026	RICHLAND CO ABSTRACT COMPANY	012624	0000000000	JANPP	TRUST	Wire Transfer Purchase of Property	H		01/26/2024	01/26/2024	W	\$50,184.67
									23-24	202300204		\$50,184.67
						NUMBER OF INVOICES: 1						\$50,184.67
ROE 12 -001	ROE 12 - ROBINSON	1469	0000000000	JANPP	TRUST	BRAIN GAMES GRADES 3-6	H		01/04/2024	01/11/2024	R	\$700.00
									23-24	36363		\$700.00
						NUMBER OF INVOICES: 1						\$700.00
RUDIS 000	RUDIS	19452	3002400277	JANPP	TRUST	Wrestling Singlets	H		08/08/2023	01/05/2024	R	\$510.00
									23-24	36316		\$510.00
						NUMBER OF INVOICES: 1						\$510.00
SCHOOL H003	SCHOOL HEALTH & CONSULTING	1096	0000000000	JANPP	TRUST	VISION AND HEARRING	H		01/14/2024	01/16/2024	R	\$6,350.00
									23-24	36382		\$6,350.00
						NUMBER OF INVOICES: 1						\$6,350.00
SCHOOL S000	SCHOOL SPECIALTY LLC	208133609774	2002400113	JANPP	TRUST	art supplies	H		01/12/2024	01/18/2024	R	\$46.80
									23-24	36408		\$46.80
SCHOOL S000	SCHOOL SPECIALTY LLC	308104456804	2002400113	JANPP	TRUST	art supplies	H		01/08/2024	01/11/2024	R	\$699.46
									23-24	36364		\$699.46
						NUMBER OF INVOICES: 2						\$746.26
SECURITY000	SECURITY ALARM CORP, INC	196174	0000000000	JANPP	TRUST	VIDEO REMOTE VIEWING SERVICE	H		12/22/2023	01/02/2024	R	\$540.00
									23-24	36305		\$540.00
						NUMBER OF INVOICES: 1						\$540.00
SNYDECHA001	SNYDER, CHARLES	102623	0000000000	JANPP	TRUST	CDL REIMBURSEMENT	H		12/31/2023	01/04/2024	R	\$54.00

VEN-KEY	VENDOR NAME	INVOICE #	PO NUMBER	BATCH	BANK	DESCRIPTION	LQ	S	INV DATE	DUE DATE	C	NET AMOUNT
	ACH VOID DOWNLOAD	DISCOUNT DESCRIPTION			DISC AMT	ADJUSTMENT DESCRIPTION	FY		ADJ AMT	CHECK NBR		INVOICE AMOUNT
SNYDECHA001	SNYDER, CHARLES	102623				*****CONTINUED*****						
							23-24			36306		\$54.00
						NUMBER OF INVOICES: 1						\$54.00
SPRINGFI001	SPRINGFIELD ELECTRIC SUPPLY	S010689007.001	0000000000	JANPP	TRUST	ELC SUPPLIES COPPER WIRE	H		01/25/2024	01/26/2024	R	\$92.85
					1.89		23-24			36445		\$94.74
						NUMBER OF INVOICES: 1						\$92.85
SWANK MO000	SWANK MOVIE LICENSING USA	3548139	9002400059	JANPP	TRUST	Public Performance Site License	H		01/03/2024	01/05/2024	R	\$1,663.00
							23-24			36317		\$1,663.00
SWANK MO000	SWANK MOVIE LICENSING USA	3561454	0000000000	JANPP	TRUST	ELC LICENSING	H		01/22/2024	01/24/2024	R	\$504.00
							23-24			36424		\$504.00
						NUMBER OF INVOICES: 2						\$2,167.00
THE LINC001	THE LINCOLN ELECTRIC COMPANY	912622753	3002400120	JANPP	TRUST	lincoln electric supplies for welding, rods, wire, jackets, safety glasses etc.	H		12/08/2023	12/31/2023	R	\$490.47
							23-24			36307		\$491.47
THE LINC001	THE LINCOLN ELECTRIC COMPANY	912627388	3002400120	JANPP	TRUST	lincoln electric supplies for welding, rods, wire, jackets, safety glasses etc.	H		12/11/2023	01/17/2024	R	\$646.80
							23-24			36409		\$646.80
						NUMBER OF INVOICES: 2						\$1,138.27
TIGER PA000	TIGER PAW PRINTS	121823	4002400018	JANPP	TRUST	Tshirts & Hats	H		12/18/2023	01/08/2024	R	\$385.00
							23-24			36320		\$385.00
						NUMBER OF INVOICES: 1						\$385.00
VERIZONW000	VERIZONWIRELESS	9951816096	9002400017	JANPP	TRUST	CELL PHONE CHARGES	H		12/15/2023	01/02/2024	R	\$631.31

VEN-KEY	VENDOR NAME	INVOICE #	PO NUMBER	BATCH	BANK	DESCRIPTION	LQ	S	INV DATE	DUE DATE	C	NET AMOUNT
	ACH VOID DOWNLOAD	DISCOUNT DESCRIPTION		DISC AMT		ADJUSTMENT DESCRIPTION	FY		ADJ AMT	CHECK NBR		INVOICE AMOUNT
VERIZONW000	VERIZONWIRELESS	9951816096		*****CONTINUED*****								
							23-24			36290		\$631.31
VERIZONW000	VERIZONWIRELESS	9954288293	9002400017	JANPP	TRUST	CELL PHONE CHARGES	H		01/15/2024	01/23/2024	R	\$631.31
							23-24			36418		\$631.31
NUMBER OF INVOICES: 2												\$1,262.62
VISA	000 VISA	10	3002400057	JANVISA	TRUST	CC R RUSK K FEHRENBACHER WALMART	H		12/13/2023	01/12/2024	R	\$81.28
							23-24			36370		\$81.28
VISA	000 VISA	11	3002400270	JANVISA	TRUST	CC R RUSK A JULIAN SIGNS.COM DRI PRINTING	H		12/14/2023	01/12/2024	R	\$33.96
							23-24			36370		\$33.96
VISA	000 VISA	12	9502400055	JANVISA	TRUST	CC R ROARK INK TECHNOLOGY	H		12/14/2023	01/12/2024	R	\$108.00
							23-24			36370		\$108.00
VISA	000 VISA	13	9502400054	JANVISA	TRUST	CC R ROARK INK TECH	H		12/14/2023	01/12/2024	R	\$107.00
							23-24			36370		\$162.00
VISA	000 VISA	14	0000000000	JANVISA	TRUST	CC R ROARK ZOOM	H		12/16/2023	01/12/2024	R	\$14.99
							23-24			36370		\$14.99
VISA	000 VISA	15	5502400083	JANVISA	TRUST	CC J FANCHER WALMART	H		12/01/2023	01/12/2024	R	\$75.53
							23-24			36370		\$75.53
VISA	000 VISA	16	5502400088	JANVISA	TRUST	CC J FANCHER WALMART	H		12/07/2023	01/12/2024	R	\$135.99
							23-24			36370		\$135.99
VISA	000 VISA	17	5502400090	JANVISA	TRUST	CC J FANCHER WALMART 121823	H		12/18/2023	01/12/2024	R	\$110.15
							23-24			36370		\$110.15
VISA	000 VISA	18	5502400092	JANVISA	TRUST	CC J FANCHER WALMART 121923	H		12/19/2023	01/12/2024	R	\$11.52
							23-24			36370		\$11.52

VEN-KEY	VENDOR NAME	INVOICE #	PO NUMBER	BATCH	BANK	DESCRIPTION	LQ	S	INV DATE	DUE DATE	C	NET AMOUNT
	ACH VOID DOWNLOAD	DISCOUNT DESCRIPTION		DISC AMT	ADJUSTMENT DESCRIPTION	FY		ADJ AMT	CHECK NBR	INVOICE AMOUNT		
VISA	000 VISA	19	0000000000	JANVISA	TRUST	CC S HIGGINBOTHAM J ADAMS CONFERENCE	H		12/13/2023	01/12/2024	R	\$75.64
							23-24		36370	\$75.64		
VISA	000 VISA	20	4002400007	JANVISA	TRUST	CC A THOMAS WALMART 121923 122123	H		12/21/2023	01/12/2024	R	\$319.52
							23-24		36370	\$319.52		
VISA	000 VISA	21	0000000000	JANVISA	TRUST	CC J FOX POSITIVE PROMOTIONS	H		12/06/2023	01/12/2024	R	\$197.71
							23-24		36370	\$197.71		
VISA	000 VISA	22	0000000000	JANVISA	TRUST	CC J FOX OLIVE GARDEN BUFFALO WILD WINGS HILTON	H		12/12/2023	01/12/2024	R	\$333.29
							23-24		36370	\$333.29		
VISA	000 VISA	23	0000000000	JANVISA	TRUST	CC A WISNER BOARD SUPPLIES	H		12/18/2023	01/12/2024	R	\$77.02
							23-24		36370	\$77.02		
VISA	000 VISA	24	0000000000	JANVISA	TRUST	CC A WISNER RINGCENTRAL	H		12/04/2023	01/12/2024	R	\$60.65
							23-24		36370	\$60.65		
VISA	000 VISA	25	1002400417	JANVISA	TRUST	CC C EDWARDS WALMART	H		12/30/2023	01/12/2024	R	\$309.30
							23-24		36370	\$309.30		
VISA	000 VISA	26	3002400115	JANVISA	TRUST	CC D HOUCHIN P WEST J KERR WALMART	H		12/31/2023	01/12/2024	R	\$497.23
							23-24		36370	\$497.23		
VISA	000 VISA	27	3002400272	JANVISA	TRUST	CC D HOUCHIN WALMART	H		12/16/2023	01/12/2024	R	\$51.84
							23-24		36370	\$51.84		
VISA	000 VISA	28	3002400273	JANVISA	TRUST	CC D HOUCHIN HARDEES Meals for administration - Varsity Basketball at Effingham- St. Anthony.	H		12/19/2023	01/12/2024	R	\$26.56
							23-24		36370	\$26.56		

VEN-KEY	VENDOR NAME	INVOICE #	PO NUMBER	BATCH	BANK	DESCRIPTION	LQ	S	INV DATE	DUE DATE	C	NET AMOUNT
	ACH VOID DOWNLOAD	DISCOUNT DESCRIPTION		DISC AMT		ADJUSTMENT DESCRIPTION	FY		ADJ AMT	CHECK NBR		INVOICE AMOUNT
VISA	000 VISA	29	3002400269	JANVISA	TRUST	CC D HOUCHIN CHICOS	H		12/12/2023	01/12/2024	R	\$28.51
										36370		\$28.51
VISA	000 VISA	30	1002400400	JANVISA	TRUST	CC M HAHN K GILREATH PINK CAT PLUS TRANS FEE	H		12/04/2023	01/12/2024	R	\$50.49
										36370		\$50.49
VISA	000 VISA	31	1002400399	JANVISA	TRUST	CC M HAHN GINGER ALES TEACHER APPRECIATION	H		12/08/2023	01/12/2024	R	\$100.38
										36370		\$100.38
VISA	000 VISA	32	5002400046	JANVISA	TRUST	CC M HAHN WALMART TITLE	H		12/01/2023	01/12/2024	R	\$17.18
										36370		\$17.18
VISA	000 VISA	33	5002400047	JANVISA	TRUST	CC M HAHN HELPFUL HOLIDAYS WALMART	H		12/01/2023	01/12/2024	R	\$87.00
										36370		\$87.00
VISA	000 VISA	34	5002400045	JANVISA	TRUST	CC M HAHN TPT	H		12/04/2023	01/12/2024	R	\$138.60
										36370		\$138.60
VISA	000 VISA	36	1002400411	JANVISA	TRUST	CC M HAHN TPT	H		12/18/2023	01/12/2024	R	\$63.56
										36370		\$63.56
VISA	000 VISA	37	3002400145	JANVISA	TRUST	CC M STEBER PARKING	H		11/28/2023	01/12/2024	R	\$45.00
										36370		\$45.00
VISA	000 VISA	38	3002400145	JANVISA	TRUST	CC M STEBER THE YARD	H		11/30/2023	01/12/2024	R	\$27.69
										36370		\$27.69
VISA	000 VISA	39	3002400145	JANVISA	TRUST	CC M STEBER SHERATON, LOADED WEINER, & MCDONALDS	H		12/05/2023	01/12/2024	R	\$48.20
										36370		\$48.20
VISA	000 VISA	40	0000000000	JANVISA	TRUST	CC R KMAN J MILLS SCHOOL FIX BARRICADES	H		12/07/2023	01/12/2024	R	\$1,098.04

VEN-KEY	VENDOR NAME	INVOICE #	PO NUMBER	BATCH	BANK	DESCRIPTION	LQ	S	INV DATE	DUE DATE	C	NET AMOUNT
	ACH VOID DOWNLOAD	DISCOUNT DESCRIPTION		DISC AMT		ADJUSTMENT DESCRIPTION	FY		ADJ AMT	CHECK NBR		INVOICE AMOUNT
VISA	000 VISA	40				*****CONTINUED*****						
							23-24			36370		\$1,098.04
VISA	000 VISA	41	000000000	JANVISA	TRUST	CC R KMAN R RUSK CODEHS	H	12/11/2023	01/12/2024	R		\$690.00
							23-24			36370		\$690.00
VISA	000 VISA	42	8002400043	JANVISA	TRUST	CC B INYART DRUG AND ALCOHOL CLEARINGHOUSE	H	12/12/2023	01/12/2024	R		\$125.00
							23-24			36370		\$125.00
VISA	000 VISA	43	000000000	JANVISA	TRUST	CC K RODGERS ILASCD CONFERENCE	H	12/12/2023	01/12/2024	R		\$2,324.00
							23-24			36370		\$2,324.00
VISA	000 VISA	44	7002400008	JANVISA	TRUST	CC K RODGERS TIGERZONE WALMART	H	12/12/2023	01/12/2024	R		\$89.66
							23-24			36370		\$89.66
VISA	000 VISA	45	000000000	JANVISA	TRUST	CC A WISNER IGA	H	12/13/2023	01/12/2024	R		\$20.00
							23-24			36370		\$20.00
VISA	000 VISA	46	000000000	JANVISA	TRUST	CC C GRAVES A AHMAD CHICAGO KILN SERVICE	H	12/21/2023	01/12/2024	R		\$195.00
							23-24			36370		\$195.00
VISA	000 VISA	47	000000000	JANVISA	TRUST	CC C GRAVES R RUSK AP DEAN SUMMIT	H	12/05/2023	01/12/2024	R		\$717.00
							23-24			36370		\$717.00
VISA	000 VISA	48	000000000	JANVISA	TRUST	CC CGRAVES P WEST CRICUT	H	12/28/2023	01/12/2024	R		\$95.88
							23-24			36370		\$95.88
VISA	000 VISA	49	000000000	JANVISA	TRUST	CC CGRAVES A AHMAD SUPPLYHOUSE.COM	H	12/01/2023	01/12/2024	R		\$721.34
							23-24			36370		\$721.34

VEN-KEY	VENDOR NAME	INVOICE #	PO NUMBER	BATCH	BANK	DESCRIPTION	LQ	S	INV DATE	DUE DATE	C	NET AMOUNT
	ACH VOID DOWNLOAD	DISCOUNT DESCRIPTION		DISC AMT		ADJUSTMENT DESCRIPTION	FY		ADJ AMT	CHECK NBR		INVOICE AMOUNT
VISA	000 VISA	50	3002400145	JANVISA	TRUST	CC H KINKADE PARKING SHERATON	H		12/01/2023	01/12/2024	R	\$60.00
									23-24	36370		\$60.00
VISA	000 VISA	51	3002400145	JANVISA	TRUST	CC H KINKDE HYATT, SCRAMBLE, SSP	H		12/02/2023	01/12/2024	R	\$152.02
									23-24	36370		\$152.02
VISA	000 VISA	52	3002400145	JANVISA	TRUST	CC H KINKADE ENTERPRISE	H		12/02/2023	01/12/2024	R	\$288.67
									23-24	36370		\$288.67
VISA	000 VISA	53	3002400145	JANVISA	TRUST	CC H KINKADE DESERT BOTANICAL GARDEN	H		12/01/2023	01/12/2024	R	\$79.90
									23-24	36370		\$79.90
VISA	000 VISA	54	0000000000	JANVISA	TRUST	CC H KINKADE CIRCLE K	H		12/02/2023	01/12/2024	R	\$14.97
									23-24	36370		\$14.97
VISA	000 VISA	55	1002400394	JANVISA	TRUST	CC K HARTING CJ INFLATABLES	H		12/04/2023	01/12/2024	R	\$150.00
									23-24	36370		\$150.00
VISA	000 VISA	56	6002400072	JANVISA	TRUST	CC K HARTING WALMART	H		12/05/2023	01/12/2024	R	\$41.86
									23-24	36370		\$41.86
VISA	000 VISA	57	1002400401	JANVISA	TRUST	CC K HARTING J FRITCHLEY	H		12/11/2023	01/12/2024	R	\$138.95
									23-24	36370		\$138.95
VISA	000 VISA	58	1002400404	JANVISA	TRUST	CC K HARTING J FRITSCHLE	H		12/11/2023	01/12/2024	R	\$195.26
									23-24	36370		\$195.26
VISA	000 VISA	59	7002400007	JANVISA	TRUST	CC K HARTING J TEDFORD 21ST WALMART	H		12/12/2023	01/12/2024	R	\$5.60
									23-24	36370		\$5.60
VISA	000 VISA	60	1002400403	JANVISA	TRUST	CC K HARTING J FRITCHLEY	H		12/11/2023	01/12/2024	R	\$21.62
									23-24	36370		\$21.62

VEN-KEY	VENDOR NAME	INVOICE #	PO NUMBER	BATCH	BANK	DESCRIPTION	LQ	S	INV DATE	DUE DATE	C	NET AMOUNT
<u>ACH VOID DOWNLOAD</u>		<u>DISCOUNT DESCRIPTION</u>			<u>DISC AMT</u>	<u>ADJUSTMENT DESCRIPTION</u>	<u>FY</u>	<u>ADJ AMT</u>		<u>CHECK NBR</u>	<u>INVOICE AMOUNT</u>	
VISA	000 VISA	61	0000000000	JANVISA	TRUST	CC M HAHN TPT	H		12/18/2023	01/12/2024	R	\$59.50
									23-24		36370	\$59.50
VISA	000 VISA	62	5502400091	JANVISA	TRUST	CC J TEDFORD OLNEY GREENHOUSE	H		12/29/2023	01/12/2024	R	\$80.64
									23-24		36370	\$80.64
VISA	000 VISA	63	5502400089	JANVISA	TRUST	CC J TEDFORD WALMART	H		12/13/2023	01/12/2024	R	\$232.67
									23-24		36370	\$232.67
VISA	000 VISA	64	5502400084	JANVISA	TRUST	CC J TEDFORD Prof Dev Purchase Multilingual Conf	H		12/06/2023	01/12/2024	R	\$327.85
									23-24		36370	\$327.85
VISA	000 VISA	65	8002300062	JANVISA	TRUST	CC B INYART CUMMINS INSITE	H		12/07/2023	01/12/2024	R	\$770.00
									23-24		36370	\$770.00
VISA	000 VISA	66	1002400424	JANVISA	TRUST	CC M HAHN WALMART DECEMBER APPRECIATION	H		12/18/2023	01/12/2024	R	\$96.07
									23-24		36370	\$96.07
NUMBER OF INVOICES: 56											\$12,080.29	
VOSS LIG000	VOSS LIGHTING	18075713-00	0000000000	JANPP	TRUST	Parts for Copiers (Workrooms, Color Copiers, Fax Machine)	H		01/09/2024	01/11/2024	R	\$277.96
									23-24		36365	\$277.96
VOSS LIG000	VOSS LIGHTING	18075833-00	0000000000	JANPP	TRUST	HS SUPPLIES	H		01/25/2024	01/30/2024	R	\$277.96
									23-24		36456	\$277.96
NUMBER OF INVOICES: 2											\$555.92	
WABASH C003	WABASH COMMUNICATIONS	012824	9002400021	JANPP	TRUST	INTERNET SERVICE	H		01/01/2024	01/08/2024	R	\$1,360.00
									23-24		36321	\$1,360.00

VEN-KEY	VENDOR NAME	INVOICE #	PO NUMBER	BATCH	BANK	DESCRIPTION	LQ	S	INV DATE	DUE DATE	C	NET AMOUNT
	ACH VOID DOWNLOAD	DISCOUNT DESCRIPTION			DISC AMT	ADJUSTMENT DESCRIPTION	FY		ADJ AMT	CHECK NBR		INVOICE AMOUNT
						NUMBER OF INVOICES: 1						\$1,360.00
WABASH V004	WABASH VALLEY SERVICE CO FS	123123	8002400005	JANPP	TRUST	313020200, 313020201, 313020256, 313020257,, ,313020319, 313020320	H		12/31/2023	01/04/2024	R	\$19,586.31
							23-24			36308		\$19,586.31
						NUMBER OF INVOICES: 1						\$19,586.31
WALKEKAT000	WALKER, KATHI	210785	1002400429	JANPP	TRUST	Reimbursement for ReadnQuiz. Invoice number 210785 purchased on 8/24/23	H		01/14/2024	01/16/2024	A	\$50.00
							23-24			232400069		\$50.00
						NUMBER OF INVOICES: 1						\$50.00
WALL CHE000	WALL, CHERYL	358-222949	6002400001	JANPP	TRUST	WALMART 010724	H		01/07/2024	01/11/2024	A	\$98.84
							23-24			232400067		\$98.84
						NUMBER OF INVOICES: 1						\$98.84
WARDS SC000	WARDS SCIENCE	8814823212	3002400265	JANPP	TRUST	supplies	H		12/11/2023	01/02/2024	R	\$66.17
							23-24			36309		\$66.17
						NUMBER OF INVOICES: 1						\$66.17
WHEELKLA000	WHEELER, KLAYTON	122823	0000000000	JANPP	TRUST	GIRLS BASKETBALL BUS FUEL	H		09/29/2023	01/02/2024	A	\$50.00
							23-24			232400042		\$50.00
						NUMBER OF INVOICES: 1						\$50.00
WRIGHCIA001	WRIGHT, CIANNA	011824	0000000000	JANPP	TRUST	TUTORING 12/11-1/18	H		01/18/2024	01/26/2024	R	\$190.00
							23-24			36446		\$190.00
						NUMBER OF INVOICES: 1						\$190.00
YELLOW F000	YELLOW FOLDER	20214267	0000000000	JANPP	TRUST	ANNUAL ONLINE SERVICES	H		12/01/2023	01/17/2024	A	\$8,409.72

VEN-KEY	VENDOR NAME	INVOICE #	PO NUMBER	BATCH	BANK	DESCRIPTION	LQ	S	INV DATE	DUE DATE	C	NET AMOUNT
ACH VOID DOWNLOAD		DISCOUNT DESCRIPTION	DISC AMT		ADJUSTMENT DESCRIPTION		FY	ADJ AMT	CHECK NBR	INVOICE AMOUNT		
YELLOW F000	YELLOW FOLDER	20214267	*****CONTINUED*****									
							23-24		232400070			\$8,409.72
YELLOW F000	YELLOW FOLDER	32641	0000000000	JANPP		TRUST ANNUAL ONLINE SERVICES	H		01/12/2024	01/17/2024	A	\$5,784.48
							23-24		232400070			\$5,784.48

NUMBER OF INVOICES: 2 \$14,194.20

TOTAL NUMBER OF HISTORY INVOICES: 297 \$348,680.53

57 ACH CHECK INVOICES \$31,744.63

237 COMPUTER CHECK INVOICES \$212,095.91

3 WIRE TRAN CHECK INVOICES \$104,839.99

TOTAL INVOICES: 297 \$348,680.53

BANK TOTALS:	BANK	BANK ACCOUNT #	INVOICE AMOUNT	NET AMOUNT
	TRUST	**A010 1120 0000 00 000000	\$348,869.92	\$348,680.53

74

LIQUIDATION STATUS (LQ) CODE LEGEND:

L = LIQUIDATION PENDING C = CLOSED PO/NOT RECEIVING

P = PARTIAL LIQUIDATION F = FULL LIQUIDATION

BLANK = NO LIQUIDATION

***** End of report *****

DISTRICT PAYROLL
RICHLAND COUNTY COMMUNITY UNIT DISTRICT NO. 1
FEB 15, 2024

The district payroll for the month of Feb 2024, for personnel on regular employment status, is the same as the payroll for the month of Jan 2023.

ADDITIONS:

Taylor Stanley – RCES Speech Language Pathologist

DELETIONS:

Brandi Mitchell – Bus driver

CHANGES:

Shandy Holmes - from RCES Paraprofessional to RCES Teacher Assistant

**RICHLAND COUNTY COMMUNITY UNIT 1
JANUARY 2024 PAYROLL**

NAME	GROSS
ADAMS, JORDAN	\$ 3,867.58
ADKINS, SHANNA D	\$ 3,496.44
AHMAD, ATALLAH	\$ 5,839.28
ALEXANDER, MARGO D	\$ 5,221.58
ALLEN, LORI	\$ 6,013.24
ANDERSON, DEBRA K	\$ 142.50
ANDERSON, ERIN	\$ 1,794.52
ANDERSON, HEATHER D	\$ 1,884.44
ANDERSON, JOYCE A	\$ 1,759.32
ANDERSON, TENA LIN	\$ 1,900.08
ANGLE, DAVID R	\$ 3,236.49
ATKINS, RICHARD MILTON	\$ 3,186.30
AVDUSENKO, YULIIA	\$ 1,708.00
BAKER, HEATHER J	\$ 1,900.08
BALDING, BRITTANY D	\$ 1,558.26
BALDING, DONNA	\$ 2,280.10
BALTZELL, BRIAUNA	\$ 3,551.58
BARE, GENNIE L	\$ 3,982.90
BARNES, KORINA F	\$ 1,788.80
BAYLES, BROOKE M	\$ 3,509.12
BEARD, ASHLEY ROSE AMBER	\$ 68.60
BERGER, CHRISTY	\$ 5,144.08
BERGER, MEREDITH K	\$ 420.00
BERKSHIRE, AMBER C	\$ 1,525.34
BERRY, NATALIE	\$ 2,717.00
BETTIS, JULIE A	\$ 6,349.88
BILLINGTON, LISA	\$ 6,115.32
BISHOP, COURTNEY L	\$ 2,052.81
BISHOP, SUSAN L	\$ 195.00
BISSEY, ANGELA A	\$ 660.00
BLACKFORD, EMILY A	\$ 4,427.38
BLANK, HOLLY H	\$ 5,068.24
BLANK, KEITH D	\$ 161.50
BOOSE, HEATHER ANDREA	\$ 3,751.62
BOOSE, TAMMY S	\$ 240.00
BORAH, CHRISTINE M	\$ 3,729.62
BORAH, TAYLOR G	\$ 3,214.16
BRANSTETTER, CONNIE F	\$ 1,675.44
BRIAN, LARRY P	\$ 2,040.76
BRIDGES, MICHELLE C	\$ 4,114.84
BRINKLEY, AMANDA KATHLEEN	\$ 2,000.08
BRINKLEY, MADILYN KATHLEEN	\$ 1,140.00
BRINKLEY, PARKER C	\$ 1,586.66
BROOKHEART, PEGGY S	\$ 165.00
BROWN, ANGEL L	\$ 2,533.80
BROWN, DAKOTAH L	\$ 3,123.42

**RICHLAND COUNTY COMMUNITY UNIT 1
JANUARY 2024 PAYROLL**

NAME	GROSS
BROWN, JOSHUA	\$ 3,174.16
BROWN, SHERYE	\$ 3,652.14
BUCHANAN, ZACHARIAH C	\$ 1,165.00
BUNTING, GENA	\$ 2,624.62
BUNTING, KALEE C	\$ 2,470.27
BURGENER, CHARISSA	\$ 5,683.68
BURGENER, MICHELLE L	\$ 4,346.34
BURGIN, RITA KAYE	\$ 808.00
BURRIS, MICHELLE CATHERINE	\$ 3,236.04
CALES, BROOKE A	\$ 477.50
CANTRELL, CHRISTY A	\$ 2,556.81
CARMODY, LUKAS D	\$ 3,633.56
CAST, RODNEY W	\$ 720.00
CLINE, APRIL G	\$ 1,917.06
CLODFELTER, AIMEE MICHELLE	\$ 60.00
CLODFELTER, JULIE D	\$ 5,730.76
COATS, MARCELLA M	\$ 2,520.62
COLWELL, HEATHER M	\$ 2,750.70
CONN, ANNETTE GRACE	\$ 1,900.08
COOLEY, TONYA L	\$ 1,495.86
COOPER, JESSICA R	\$ 1,889.40
CORDELL, COURTNEY G	\$ 1,904.00
COTHERN, TIFFANY N	\$ 1,725.00
CRACKEL, JANICE E	\$ 600.00
CRANE, RICKY ALAN	\$ 1,383.96
CUMMINS, BRYAN	\$ 6,871.74
CUMMINS, GARY B	\$ 1,602.30
DALTON, KAYLA M	\$ 2,026.76
DASCH, BREANNA L	\$ 2,832.26
DAVIS, KARA M	\$ 480.00
DAVIS, RITA DIANE	\$ 960.00
DEHNER, MARCHELE M	\$ 1,928.08
DEIMEL, MACI JEAN	\$ 1,900.08
DEIMEL, NANCY J	\$ 1,382.14
DEMEYER, NANCY L	\$ 2,216.76
DENTON, MACKENZIE T	\$ 4,493.58
DENTON, RYAN D	\$ 5,212.78
DOAN, LONNIE	\$ 5,420.55
DOBBS, CURTIS W	\$ 780.00
DOBBS, TRACY L	\$ 2,737.08
DOLL, GWYNE M	\$ 5,194.24
DOLL, HAVEN M	\$ 480.00
DORIS, SHAWNA MARIE	\$ 2,111.20
DORN, DEANN M	\$ 720.00
DUENAS, VERNON ANTHONY	\$ 5,999.88
DUNAHEE, BRENDA	\$ 1,404.00

**RICHLAND COUNTY COMMUNITY UNIT 1
JANUARY 2024 PAYROLL**

NAME	GROSS
DUNN, MARTIN	\$ 5,662.62
DUNN, MELISSA A	\$ 6,740.34
EAGLESON, MADISON J	\$ 3,313.92
EDWARDS, CRYSTLE L	\$ 10,339.34
EDWARDS, GRANT A	\$ 3,403.96
ENLOW, JEFFREY L	\$ 152.00
ERWIN, MELISSA D	\$ 5,267.84
FANCHER, JENNIFER	\$ 2,969.86
FEHRENBACHER, KATHERINE NICOLE	\$ 3,943.68
FIELD, BRIDGETT L	\$ 2,145.64
FLANAGAN, KRISTIN D	\$ 6,150.14
FLANAGAN, ROBERT W	\$ 6,720.92
FLEMING, JULIE L	\$ 5,290.36
FLITTNER, ERICA L	\$ 3,016.04
FOERSTER, RACHEL	\$ 3,363.44
FORD, JOYCE E	\$ 6,184.58
FOSTER, BRANDI S	\$ 200.00
FOX, ABIGAIL	\$ 688.50
FOX, JASON E	\$ 14,041.66
FOX, MINDY K	\$ 4,533.86
FRANKLIN, ERIN	\$ 4,513.76
FRANKLIN, RICHARD	\$ 130.00
FRITCHLEY, JENNIFER M	\$ 5,220.60
GARDNER, KELSEY LYNN	\$ 4,080.60
GASSMANN-KOCHER, SADIE	\$ 2,289.44
GELTZ, BARBARA A	\$ 2,141.56
GERBER, ANTHONY A	\$ 3,161.60
GILREATH, KRISTI ANN	\$ 3,236.04
GINDER, AMANDA N	\$ 5,561.50
GINDER, CLARISSA	\$ 2,201.20
GINDER, SHANNA M	\$ 1,688.96
GIVENS, JASON ROBERT	\$ 4,173.26
GIVENS, KEARSTEN BRIANNA	\$ 3,633.56
GOODRUM, BETHANY NICOLE	\$ 2,327.86
GOSNELL, TORI DAWN	\$ 991.47
GRAVES, CLAIRE BERNADETTE	\$ 4,374.94
GRAVES, MEGAN N	\$ 3,965.36
GRAY, SHERI	\$ 4,559.42
GREEN, CANDICE	\$ 577.50
GREEN, CRYSTAL	\$ 2,577.28
GREENWOOD, JILL R	\$ 5,377.06
GROVE, BRANDIS J	\$ 3,850.28
GROVES, MARSHA L	\$ 1,410.30
GROVES, MICHAEL W	\$ 2,321.20
GROVE, MONICA NOEL	\$ 4,238.10
GROVE, TIFFANY	\$ 4,189.36

**RICHLAND COUNTY COMMUNITY UNIT 1
JANUARY 2024 PAYROLL**

NAME	GROSS
GRUNDON, CINDY C	\$ 6,707.90
HAGAN, DIANA L	\$ 1,433.52
HAGAN, MEGAN ANDREA	\$ 3,446.04
HAHN, MARGARET A	\$ 7,937.10
HAHN, SCOTT P	\$ 3,383.90
HAHN, SETH P	\$ 119.00
HAHN, TYLER M	\$ 1,696.00
HANES, MARY J	\$ 240.00
HARDY, ERIN T	\$ 4,691.50
HARTING, KRISTY	\$ 2,981.34
HAWES, DAWNA F	\$ 1,701.72
HAYNES, MICKEY	\$ 6,911.54
HENDRICKSON, BRENDA	\$ 5,144.08
HENNING, ALICIA M	\$ 3,580.10
HENRY, TAYLOR MARIE	\$ 3,112.92
HENTON, JENNA LEE	\$ 3,704.46
HICKS, VIRGINIA CAROL	\$ 852.00
HIGGINBOTHAM, SARAH A	\$ 2,106.66
HINCKLEY, JESSICA K	\$ 4,404.20
HOLDER, LAURA ANN	\$ 4,454.89
HOLDRIETH, ABIGAIL RUTH	\$ 4,059.94
HOLMES, SHANDY	\$ 1,718.48
HOLSTRUM, KIMBERLY J	\$ 180.00
HOUCHIN, AMANDA N	\$ 5,432.10
HOUCHIN, DARRELL W	\$ 8,146.70
HOUT, JODY K	\$ 5,244.34
HOWARD, SARAH E	\$ 2,153.42
HUDDLESTUN, PAMALA A	\$ 360.00
HUFFMAN, RICKY S	\$ 3,328.00
HUNDLEY, HALEY C	\$ 840.00
INSKEEP, HEIDI M	\$ 120.00
INYART, BRENT A	\$ 7,421.50
JENNETTE, CHRISTOPHER W	\$ 1,824.90
JENNER, ELLEN K	\$ 2,026.76
JOHNSON, DARLA	\$ 2,791.96
JOHNSTON, DAWN M	\$ 210.00
JONES, CHRISTOPHER NEIL	\$ 5,182.76
JONES, DAVID TALBOTT	\$ 4,386.40
JULIAN, AMY L	\$ 5,634.50
JURASIK, ADAM	\$ 182.75
JURGILANIS, KRISTEN L	\$ 7,481.04
KAUBLE, ALEXANDRIA P	\$ 49.50
KAUBLE, LOGAN M	\$ 4,700.92
KERR, JENNIFER J	\$ 4,579.54
KING, MELINDA D	\$ 7,395.36
KINKADE, HAYDEN WARREN	\$ 4,439.16

**RICHLAND COUNTY COMMUNITY UNIT 1
JANUARY 2024 PAYROLL**

NAME	GROSS
KINKADE, RACHEL LYNN	\$ 3,580.10
KIRBY II, ROBERT R	\$ 5,662.76
KLINGLER, COLLIN MICHAEL	\$ 3,362.50
KLINGLER, MICHELLE LYNN	\$ 6,413.30
KMAN, RITA	\$ 6,162.80
KOCHER, BECKY S	\$ 3,324.62
KOCHER, BRITTANIA J	\$ 4,207.36
KOCHER, BRITNY N	\$ 1,688.96
KOCHER, HANNAH LYNN	\$ 2,534.14
KOCHER, LORI L	\$ 360.00
KUENSTLER, BRIANNE	\$ 4,106.96
KUHLIG, JANET L	\$ 4,261.27
KUHN, ASHLEY E	\$ 4,493.58
LAMB, BETTY	\$ 221.25
LATHROP, BOBBIE J	\$ 4,691.50
LATHROP, DEE A	\$ 1,800.96
LATHROP, JENNIFER L	\$ 5,370.60
LATHROP, LAURA	\$ 630.00
LAUGHLIN, REX IAN	\$ 4,013.26
LEAF, BRITTANY D	\$ 3,855.84
LECRONE, CHAD E	\$ 11,771.32
LEE, DAVID W	\$ 730.00
LENEAR, NEITA M	\$ 210.00
LEWIS, LACIE J	\$ 1,688.96
LOBACZ, VICKI	\$ 157.50
LOMAS, REBECCA DAWN	\$ 1,516.66
LUTZ, BRANDI L	\$ 3,534.54
LYNN, GINA L	\$ 4,407.66
MANN, SHELLEY A	\$ 4,854.48
MARKWELL, JESSE R	\$ 561.00
MARRIOTT, THERESA	\$ 4,708.76
MCDONALD, JIMETTA L	\$ 1,730.66
MCDONALD, JOBETH	\$ 1,794.52
MCKINNEY, SARAH J	\$ 3,734.94
MCKINNEY, TREVOR M	\$ 120.00
MCPHERON, AMELIA N	\$ 1,588.64
MCVICKER, AMY M	\$ 5,814.50
MEADOWS, TREVA L.	\$ 2,636.06
MEERS, BETTY L	\$ 1,784.64
MEHAFFEY, PATRICK	\$ 2,873.60
MEREDITH, LEIA C	\$ 3,236.04
MEREDITH, MATTHEW V	\$ 3,236.04
MICETICH, KATHY JUNE	\$ 702.00
MICHELS, GREGORY A	\$ 240.00
MILBURN, TARA	\$ 3,963.96
MILBURN, TRINITY G	\$ 2,350.74

**RICHLAND COUNTY COMMUNITY UNIT 1
JANUARY 2024 PAYROLL**

NAME	GROSS
MILLER, JACOB EMERY	\$ 3,159.00
MILLS, JAMI	\$ 3,865.78
MITCHELL, BRIAN J	\$ 36.00
MITCHELL, CASSIE	\$ 4,259.98
MITCHELL, MELISSA M	\$ 5,616.62
MUHS, MADISON R	\$ 2,224.74
MULVEY, LYNDSEY N	\$ 360.00
MURPHY, DAVID P	\$ 3,675.36
MUSIC, MATTHEW J	\$ 5,850.08
NEALIS, BRADLY C	\$ 5,795.52
NOLL, ISABELLA MARIE	\$ 3,294.16
NOSEK, KRISTI S	\$ 1,827.00
OCHS, AMBER L	\$ 5,267.04
OCHS, CAITLIN M	\$ 2,624.30
OCHS, KIMBERLY	\$ 1,997.52
OCONNOR, SHEREE S	\$ 3,096.00
OVERTON, MARTY DALE	\$ 6,476.48
PADDOCK, M YVETTE	\$ 585.00
PAGE, KENDRA J	\$ 5,399.12
PAGE, RALPH ROBERT	\$ 2,633.52
PAGE, WILLIAM D	\$ 6,173.66
PAMPE, JANICE R	\$ 1,368.54
PAMPE, LISA K	\$ 6,398.98
PATTERSON, BRENDA	\$ 1,815.84
PFOFF, VANESSA	\$ 2,224.74
PHELPS, WILLIAM	\$ 161.50
PHILLIPS, ROBERT L	\$ 2,248.43
PIXLEY, SUE BERBERICH	\$ 3,776.66
POWELL, MATTHEW M	\$ 4,854.48
POWELL, MICHELLE	\$ 5,346.62
PUCKETT, CHELSEA J	\$ 4,259.64
PUCKETT, TERRY EUGENE	\$ 6,835.30
RANGE, KIMBERLY	\$ 2,086.35
REDMAN, AMANDA L	\$ 4,670.58
REEDY, JESSICA ANNE	\$ 1,734.72
REEVES, HANNAH LYNN	\$ 275.00
REEVES, RANDY K	\$ 5,099.85
REID, MEGAN S	\$ 1,946.92
RENFROW, CHRISTINA L	\$ 1,050.00
REYNOLDS, BOBBY	\$ 3,981.12
REYNOLDS, MICHELE L	\$ 2,352.78
RIDGELY, LINDSAY ANN	\$ 4,427.38
RIDGELY, SUZANNA M	\$ 4,178.18
ROARK, RYAN K	\$ 6,213.54
RODGERS, KACIE N	\$ 10,161.80
RODGERS, STEVEN D	\$ 1,081.60

**RICHLAND COUNTY COMMUNITY UNIT 1
JANUARY 2024 PAYROLL**

NAME	GROSS
RODGERS, STEPHAN R	\$ 1,458.14
RODGERS, TRACEY L	\$ 2,860.00
ROTH, COURTNEY N	\$ 3,403.44
RUBENACKER, LORI A	\$ 5,991.32
RUDE, DONNA	\$ 1,816.62
RUSK, AMY L	\$ 5,194.94
RUSK, EMILY	\$ 5,649.48
RUSK, JULIE	\$ 2,565.52
RUSK, RYLAN A	\$ 6,413.30
RYDEN, JEFFREY ROBERT	\$ 4,553.98
SANDERS, ALBERT ALAN	\$ 2,462.54
SCHANDA, STACEY L M	\$ 1,688.96
SCHIMMELPFENNING, AMY LAVINA	\$ 5,347.38
SCHMUCKER, JULIE R	\$ 2,421.80
SEALS, MARLA LOUISE	\$ 4,493.58
SEATON, MEGAN NICOLE	\$ 3,379.91
SEILER, ANITA J	\$ 4,017.58
SHAN, BRIDGITTE M	\$ 3,236.02
SHAN, NICOLE LANE	\$ 3,883.24
SHAWVER, ALEXIS B	\$ 4,427.48
SHEWMAKE, ANGELINA COLLEEN	\$ 1,829.88
SHILLING, LISA A	\$ 1,900.08
SHOEMAKER, KRISTIE L	\$ 4,259.64
SHORT, STEFANIE	\$ 1,794.52
SHRYOCK, NATALIE ANNE	\$ 52.50
SIDERS, AMY G	\$ 1,586.34
SIMPSON, MICHELLE L	\$ 6,644.40
SLANKARD, SHERRY L	\$ 5,314.40
SMITH, JASON T	\$ 5,582.10
SMITH, MELINDA	\$ 4,989.12
SNYDER, CHARLES E	\$ 228.00
SPARKS, ELIZABETH K	\$ 3,911.56
STALLARD, AMANDA MICHELLE	\$ 1,688.96
STALLARD, BRENDA LEA	\$ 6,234.18
STEBER, COLLEEN E	\$ 96.00
STEBER, DELANEY R	\$ 3,113.42
STEBER, MARK	\$ 8,959.42
STEBER, RICKIE L	\$ 3,378.52
STEPHENS, CAMILLE A	\$ 5,420.94
STEVENSON, AARON M	\$ 454.75
STEVENS, AMY J	\$ 4,829.42
STEVENSON, JENNY L	\$ 3,363.44
STUBBE, MACKENZIE M	\$ 3,113.42
SUMMERS, ALLYSON	\$ 1,290.64
SWINSON, DONNA S	\$ 2,798.56
TABB, JULIE ANN	\$ 1,322.94

**RICHLAND COUNTY COMMUNITY UNIT 1
JANUARY 2024 PAYROLL**

NAME	GROSS
TAHTINEN, TIMOTHY A	\$ 4,836.00
TAIT, HEATHER E	\$ 5,585.32
TAYLOR, CHAD E	\$ 5,167.14
TEDFORD, JENNIFER JILL	\$ 7,901.68
TEDFORD, PAIGE C	\$ 240.00
TENNIS, MEGAN M	\$ 3,704.46
THOMAS, ANDREA R	\$ 3,466.66
THOMPSON, JEFFREY P	\$ 7,973.34
THRASHER, NATASHA J	\$ 1,900.08
THUFTEDAL, TASHA S	\$ 6,131.64
TOMLIN, LINDSEY JAMES	\$ 10,792.35
TRAVIS, CHRISTY	\$ 2,645.23
TROUT, SAMANTHA NICOLE	\$ 3,174.16
TYLER, JAMIE L	\$ 5,828.98
UTLEY, REGINA	\$ 2,713.18
VAAL, JAMES D	\$ 6,187.96
VANBLARICUM, NICOLE	\$ 645.00
VANDYKE, JAMIE L	\$ 6,692.02
VANDYKE, JESSICA P	\$ 5,539.42
VANMATRE, CHRISTINA A	\$ 4,876.24
VOGT, JACKIE L	\$ 4,581.24
VOLK, AIMEE KRISTINA	\$ 3,891.26
VOLK, KARLA J	\$ 2,401.35
VOLK, PAULINE	\$ 2,581.75
VOLK, SUSAN D	\$ 300.00
WAGGONER, ASHLEY B	\$ 478.00
WALDHOFF, ROY R	\$ 7,144.24
WALKER, CONNOR J	\$ 3,339.44
WALKER, GRACE M	\$ 3,113.42
WALKER, KATHI DEE	\$ 6,545.98
WALKER, TERRIL	\$ 780.00
WALL, CHERYL	\$ 4,407.66
WALL, REAGAN	\$ 120.00
WAXLER, ELVA L	\$ 1,303.00
WEESNER, LELA	\$ 3,104.40
WEIDNER, JENNIFER L	\$ 4,691.50
WEIDNER, KERRIE L	\$ 4,513.76
WEITKAMP, LORI L	\$ 4,581.92
WEITKAMP, WARREN D	\$ 4,761.66
WELLS, EMILY R	\$ 3,925.36
WELLS, KACI MARIE	\$ 5,056.24
WELLS JR, ROBERT PAUL	\$ 3,495.92
WEST, PAULA J	\$ 5,662.10
WESTALL, LORI A	\$ 5,850.60
WETHERHOLT, BETTY L	\$ 516.00
WHEELER, HEATHER L	\$ 4,568.86

**RICHLAND COUNTY COMMUNITY UNIT 1
JANUARY 2024 PAYROLL**

NAME	GROSS
WHEELER, KLAYTON E	\$ 6,101.88
WHITE, BRANDY	\$ 1,794.52
WIBBENMEYER, AMBER R	\$ 3,433.92
WILLIAMS, MIRANDA J	\$ 2,111.20
WILLIAMS, SCOTT ERIC	\$ 3,356.46
WILLIAMS, SUMMER R	\$ 1,773.89
WILSON, COURTNEY S	\$ 1,624.00
WILSON, RACHEL LEE	\$ 1,274.73
WINGERT, JOE DOUGLAS	\$ 1,342.30
WISNER, ANGELA M	\$ 5,005.40
WOODS, JILLIAN M	\$ 7,719.36
WORKMAN, CLARE ADELL	\$ 3,414.16
WRIGHT, JASMINE MARIE	\$ 1,747.20
WRIGHT, JESSICA M	\$ 3,174.16
YOUNG, JANA E	\$ 3,769.86
TOTAL	\$ 1,271,678.31

RICHLAND COUNTY COMMUNITY UNIT #1
COMPARISON OF FUNDS

Comparison of Funds for January		
FUND	2023 January	2024 January
Education	\$ 19,523,816.72	\$24,032,087.78
Operations and Maintenance	\$ 3,887,778.52	\$3,618,697.87
Debt Services	\$ 773,926.17	\$740,359.51
Transportation	\$ 1,588,367.54	\$1,544,301.23
IMRF/Social Security	\$ 953,987.62	\$944,319.06
Capital Projects	\$ (60,441.76)	\$12,430.98
Working Cash	\$ 997,895.01	\$1,163,352.63
Tort Fund	\$ 371,544.23	\$350,189.68
Fire Prevention and Safety	\$ 175,578.57	\$140,499.69
Total Cash (Includes CD's)	\$ 28,212,452.62	\$32,546,238.43
Assets	\$ 652,191.39	\$672,486.25
Total Cash and Assets	\$ 28,864,644.01	\$33,218,724.68
GRAND TOTAL	\$ 28,864,644.01	\$33,218,724.68
compfund		

Account Level					2023-24	January 2023-24	2023-24	2023-24	Encumbered	2023-24	
FDTLOC	FUNC	OBJ	SJ	Description	Budget	Monthly Activity	FYTD Activity	Batch Activity	Amount	Available Funds	
10R010	1110	0000	00	000000	Tax Levy Education	5,146,879.00	6,383.09	5,218,943.74	0.00	0.00	-72,064.74
10R---	1110	0---	--	-----		5,146,879.00	6,383.09	5,218,943.74	0.00	0.00	-72,064.74
10R010	1140	0000	00	000000	Sp Ed Levy	111,889.00	138.77	113,130.48	0.00	0.00	-1,241.48
10R---	1140	0---	--	-----		111,889.00	138.77	113,130.48	0.00	0.00	-1,241.48
10R010	1210	0000	00	000000	Mobile Home Tax	29,000.00	217.28	28,619.47	0.00	0.00	380.53
10R---	1210	0---	--	-----		29,000.00	217.28	28,619.47	0.00	0.00	380.53
10R010	1220	0000	00	000000	Local Housing Aut Tax	14,500.00	0.00	14,962.22	0.00	0.00	-462.22
10R---	1220	0---	--	-----		14,500.00	0.00	14,962.22	0.00	0.00	-462.22
10R010	1230	0000	00	000000	Corp Pers Prop Tax	1,400,000.00	183,654.76	909,234.32	0.00	0.00	490,765.68
10R---	1230	0---	--	-----		1,400,000.00	183,654.76	909,234.32	0.00	0.00	490,765.68
10R010	1311	0000	00	000000	Jump Start Tuition	0.00	0.00	113.57	0.00	0.00	-113.57
10R---	1311	0---	--	-----		0.00	0.00	113.57	0.00	0.00	-113.57
10R010	1510	0000	00	000000	Earnings on Investments	600,000.00	34,773.25	351,514.78	0.00	0.00	248,485.22
10R---	1510	0---	--	-----		600,000.00	34,773.25	351,514.78	0.00	0.00	248,485.22
10R010	1611	0000	00	000000	Sales to Pupils Lunch	4,700.00	-100.00	865.46	0.00	0.00	3,834.54
10R---	1611	0---	--	-----		4,700.00	-100.00	865.46	0.00	0.00	3,834.54
10R010	1612	0000	00	000000	Sales to Pupils Bfast	250.00	0.00	0.00	0.00	0.00	250.00
10R---	1612	0---	--	-----		250.00	0.00	0.00	0.00	0.00	250.00
10R010	1613	0000	00	000000	Sales to Pupil Ala Carte	475.00	1,637.25	4,482.90	0.00	0.00	-4,007.90
10R---	1613	0---	--	-----		475.00	1,637.25	4,482.90	0.00	0.00	-4,007.90
10R010	1614	0000	00	000000	Sales to Pupil Vending	0.00	0.00	0.00	0.00	0.00	0.00
10R---	1614	0---	--	-----		0.00	0.00	0.00	0.00	0.00	0.00
10R010	1615	0000	00	000000	Bfst Lunch Debit Card	0.00	-508.80	29,823.52	0.00	0.00	-29,823.52
10R---	1615	0---	--	-----		0.00	-508.80	29,823.52	0.00	0.00	-29,823.52
10R010	1620	0000	00	000000	Sales to Adults	7,000.00	1,344.40	6,893.20	0.00	0.00	106.80
10R---	1620	0---	--	-----		7,000.00	1,344.40	6,893.20	0.00	0.00	106.80
10R010	1621	0000	00	000000	Summer Food Program	0.00	0.00	0.00	0.00	0.00	0.00
10R---	1621	0---	--	-----		0.00	0.00	0.00	0.00	0.00	0.00
10R010	1690	0000	00	000000	Other Food Sales	1,000.00	0.00	1,648.37	0.00	0.00	-648.37
10R---	1690	0---	--	-----		1,000.00	0.00	1,648.37	0.00	0.00	-648.37
10R010	1711	0000	00	000000	Athletic Admissions	60,000.00	9,837.00	53,107.06	0.00	0.00	6,892.94
10R---	1711	0---	--	-----		60,000.00	9,837.00	53,107.06	0.00	0.00	6,892.94
10R010	1720	0000	00	000000	Lab/Lock Fees	0.00	0.00	0.00	0.00	0.00	0.00
10R---	1720	0---	--	-----		0.00	0.00	0.00	0.00	0.00	0.00
10R010	1730	0000	00	000000	Pupil Book Sales	0.00	0.00	0.00	0.00	0.00	0.00
10R---	1730	0---	--	-----		0.00	0.00	0.00	0.00	0.00	0.00
10R010	1790	0000	00	000000	Other Pupil Fees	7,000.00	60.00	6,855.00	0.00	0.00	145.00
10R010	1790	0000	01	000000	Xtra Curr PE Fees	0.00	0.00	0.00	0.00	0.00	0.00
10R---	1790	0---	--	-----		7,000.00	60.00	6,855.00	0.00	0.00	145.00
10R999	1799	0000	00	000000	Student Activity Receipts	0.00	0.00	0.00	0.00	0.00	0.00

Account Level				2023-24	January 2023-24	2023-24	2023-24	Encumbered	2023-24	
FDTLOC	FUNC	OBJ	SJ	Description	Budget	Monthly Activity	FYTD Activity	Batch Activity	Amount	Available Funds
10R---	1799	0---	--	-----	0.00	0.00	0.00	0.00	0.00	0.00
10R010	1811	0000	00	000000	170,000.00	2,828.40	147,719.34	0.00	0.00	22,280.66
10R---	1811	0---	--	-----	170,000.00	2,828.40	147,719.34	0.00	0.00	22,280.66
10R010	1910	0000	00	000000	500.00	240.00	31,120.00	0.00	0.00	-30,620.00
10R---	1910	0---	--	-----	500.00	240.00	31,120.00	0.00	0.00	-30,620.00
10R010	1920	0000	00	000000	0.00	0.00	0.00	0.00	0.00	0.00
10R730	1920	0000	00	000000	0.00	0.00	0.00	0.00	0.00	0.00
10R---	1920	0---	--	-----	0.00	0.00	0.00	0.00	0.00	0.00
10R010	1940	0000	00	000000	0.00	0.00	0.00	0.00	0.00	0.00
10R---	1940	0---	--	-----	0.00	0.00	0.00	0.00	0.00	0.00
10R010	1950	0000	00	000000	4,500.00	-54,460.35	116,114.96	0.00	0.00	-111,614.96
10R---	1950	0---	--	-----	4,500.00	-54,460.35	116,114.96	0.00	0.00	-111,614.96
10R010	1970	0000	00	000000	14,500.00	595.00	14,951.60	0.00	0.00	-451.60
10R---	1970	0---	--	-----	14,500.00	595.00	14,951.60	0.00	0.00	-451.60
10R010	1980	0000	00	000000	0.00	0.00	0.00	0.00	0.00	0.00
10R---	1980	0---	--	-----	0.00	0.00	0.00	0.00	0.00	0.00
10R010	1992	0000	00	000000	0.00	0.00	0.00	0.00	0.00	0.00
10R---	1992	0---	--	-----	0.00	0.00	0.00	0.00	0.00	0.00
10R010	1999	0000	00	000000	500.00	1,067.22	1,655.33	0.00	0.00	-1,155.33
10R010	1999	0000	01	000000	33,200.00	0.00	29,402.36	0.00	0.00	3,797.64
10R010	1999	0000	09	000000	10,000.00	0.00	0.00	0.00	0.00	10,000.00
10R030	1999	0000	00	000000	0.00	0.00	0.00	0.00	0.00	0.00
10R060	1999	0000	00	000000	0.00	0.00	0.00	0.00	0.00	0.00
10R130	1999	0000	00	130000	0.00	0.00	0.00	0.00	0.00	0.00
10R170	1999	0000	00	170000	0.00	0.00	0.00	0.00	0.00	0.00
10R230	1999	0000	00	230000	0.00	0.00	0.00	0.00	0.00	0.00
10R290	1999	0000	00	290000	0.00	0.00	0.00	0.00	0.00	0.00
10R670	1999	0000	00	670000	0.00	0.00	0.00	0.00	0.00	0.00
10R680	1999	0000	00	680000	10,000.00	0.00	1,500.00	0.00	0.00	8,500.00
10R690	1999	0000	00	690000	25,000.00	8,105.43	25,171.18	0.00	0.00	-171.18
10R730	1999	0000	00	730000	10,000.00	0.00	15,000.00	0.00	0.00	-5,000.00
10R880	1999	0000	00	880000	0.00	0.00	0.00	0.00	0.00	0.00
10R---	1999	0---	--	-----	88,700.00	9,172.65	72,728.87	0.00	0.00	15,971.13
10R---	1---	----	--	-----	7,660,893.00	195,812.70	7,122,828.86	0.00	0.00	538,064.14
10R110	2100	0000	00	110000	0.00	0.00	0.00	0.00	0.00	0.00
10R---	2100	0---	--	-----	0.00	0.00	0.00	0.00	0.00	0.00
10R810	2200	0000	00	810000	0.00	0.00	0.00	0.00	0.00	0.00
10R---	2200	0---	--	-----	0.00	0.00	0.00	0.00	0.00	0.00
10R---	2---	----	--	-----	0.00	0.00	0.00	0.00	0.00	0.00
10R010	3001	0000	00	000000	11,393,287.00	1,035,754.00	6,214,524.00	0.00	0.00	5,178,763.00

Account Level				2023-24	January 2023-24	2023-24	2023-24	Encumbered	2023-24	
FDTLOC	FUNC	OBJ	SJ	Description	Budget	Monthly Activity	FYTD Activity	Batch Activity	Amount	Available Funds
10R010	3001	0000	00	140000	EBF-Sp Ed Personnel	0.00	0.00	0.00	0.00	0.00
10R010	3001	0000	00	280000	EBF-Sp Ed Funding Children	0.00	0.00	0.00	0.00	0.00
10R010	3001	0000	00	550000	State Aide-Spec Ed Summner Sch	0.00	0.00	0.00	0.00	0.00
10R---	3001	0---	--	-----		11,393,287.00	1,035,754.00	6,214,524.00	0.00	5,178,763.00
10R010	3002	0000	00	000000	GSA Hold Harm	0.00	0.00	0.00	0.00	0.00
10R---	3002	0---	--	-----		0.00	0.00	0.00	0.00	0.00
10R010	3010	0000	00	000000	GSA Difference Incentive	0.00	0.00	0.00	0.00	0.00
10R---	3010	0---	--	-----		0.00	0.00	0.00	0.00	0.00
10R010	3015	0000	00	000000	Salary Diff for annex	0.00	0.00	0.00	0.00	0.00
10R---	3015	0---	--	-----		0.00	0.00	0.00	0.00	0.00
10R010	3020	0000	00	000000	Reorganization Inc Cert Sal	0.00	0.00	0.00	0.00	0.00
10R---	3020	0---	--	-----		0.00	0.00	0.00	0.00	0.00
10R260	3100	0000	00	260000	Sp Ed Priv Facility	0.00	0.00	0.00	0.00	0.00
10R---	3100	0---	--	-----		0.00	0.00	0.00	0.00	0.00
10R280	3105	0000	00	280000	Spec Ed Extraordinary	0.00	0.00	0.00	0.00	0.00
10R---	3105	0---	--	-----		0.00	0.00	0.00	0.00	0.00
10R140	3110	0000	00	140000	Sp Ed Personnel	0.00	0.00	0.00	0.00	0.00
10R---	3110	0---	--	-----		0.00	0.00	0.00	0.00	0.00
10R640	3120	0000	00	640000	Sp Ed Orphan	90,000.00	7,954.65	85,028.64	0.00	4,971.36
10R---	3120	0---	--	-----		90,000.00	7,954.65	85,028.64	0.00	4,971.36
10R010	3145	0000	00	000000	Sp Ed Summer Sch	0.00	0.00	0.00	0.00	0.00
10R---	3145	0---	--	-----		0.00	0.00	0.00	0.00	0.00
10R380	3200	0000	00	380000	Voc Ed Tech Prep	0.00	0.00	0.00	0.00	0.00
10R---	3200	0---	--	-----		0.00	0.00	0.00	0.00	0.00
10R780	3215	0000	00	780000	Voc Ed Formula	0.00	0.00	0.00	0.00	0.00
10R---	3215	0---	--	-----		0.00	0.00	0.00	0.00	0.00
10R820	3220	0000	00	820000	K12 Career Exploration Grant	0.00	0.00	0.00	0.00	0.00
10R---	3220	0---	--	-----		0.00	0.00	0.00	0.00	0.00
10R490	3235	0000	00	490000	Ag Inc 3 Circles	39,000.00	32,228.00	37,292.00	0.00	1,708.00
10R---	3235	0---	--	-----		39,000.00	32,228.00	37,292.00	0.00	1,708.00
10R490	3299	0000	00	490000	Voc Ed Ag Incent Grant	0.00	0.00	0.00	0.00	0.00
10R710	3299	0000	00	710000	Elementary Career Grant	0.00	0.00	0.00	0.00	0.00
10R780	3299	0000	00	780000	Voc Ed Formula	85,000.00	21,970.01	37,407.29	0.00	47,592.71
10R---	3299	0---	--	-----		85,000.00	21,970.01	37,407.29	0.00	47,592.71
10R350	3360	0000	00	350000	St Lunch/Bfast Reimb	5,000.00	899.52	10,106.52	0.00	-5,106.52
10R---	3360	0---	--	-----		5,000.00	899.52	10,106.52	0.00	-5,106.52
10R010	3365	0000	00	000000	Breakfast Incentive	0.00	0.00	0.00	0.00	0.00
10R---	3365	0---	--	-----		0.00	0.00	0.00	0.00	0.00
10R310	3370	0000	00	310000	Drivers Education Reimb	31,000.00	0.00	15,811.88	0.00	15,188.12
10R---	3370	0---	--	-----		31,000.00	0.00	15,811.88	0.00	15,188.12

Account Level				2023-24	January 2023-24	2023-24	2023-24	Encumbered	2023-24	
FDTLOC	FUNC	OBJ	SJ	Description	Budget	Monthly Activity	FYTD Activity	Batch Activity	Amount	Available Funds
10R550	3695	0000	00	550000	TAOEP	0.00	0.00	0.00	0.00	0.00
10R750	3695	0000	00	750000	TAOEP	0.00	0.00	0.00	0.00	0.00
10R---	3695	0---	--	-----	0.00	0.00	0.00	0.00	0.00	0.00
10R110	3705	0000	00	110000	Early Child Block Grant	0.00	0.00	40,420.00	0.00	-40,420.00
10R510	3705	0000	00	510000	ECE Block Grant-FY06	810,000.00	75,320.00	490,631.00	0.00	319,369.00
10R---	3705	0---	--	-----	810,000.00	75,320.00	531,051.00	0.00	0.00	278,949.00
10R570	3715	0000	00	570000	Reading Improvement	0.00	0.00	0.00	0.00	0.00
10R---	3715	0---	--	-----	0.00	0.00	0.00	0.00	0.00	0.00
10R790	3775	0000	00	790000	ADA Safety/Ed Block Gran	0.00	0.00	0.00	0.00	0.00
10R---	3775	0---	--	-----	0.00	0.00	0.00	0.00	0.00	0.00
10R240	3800	0000	00	240000	Sec of State Lib Grant	0.00	0.00	0.00	0.00	0.00
10R---	3800	0---	--	-----	0.00	0.00	0.00	0.00	0.00	0.00
10R010	3999	0000	00	000000	Other State	0.00	0.00	0.00	0.00	0.00
10R010	3999	0000	05	000000	National Bd Cert	0.00	0.00	0.00	0.00	0.00
10R060	3999	0000	00	000000	Fine Arts Grant	0.00	0.00	0.00	0.00	0.00
10R120	3999	0000	00	120000	Laptop Grant	0.00	0.00	0.00	0.00	0.00
10R240	3999	0000	00	240000	Library Grant	0.00	0.00	0.00	0.00	0.00
10R---	3999	0---	--	-----	0.00	0.00	0.00	0.00	0.00	0.00
10R---	3---	----	--	-----	12,453,287.00	1,174,126.18	6,931,221.33	0.00	0.00	5,522,065.67
10R190	4107	0000	00	190000	Title VI Rural Ed	0.00	0.00	0.00	0.00	0.00
10R---	4107	0---	--	-----	0.00	0.00	0.00	0.00	0.00	0.00
10R420	4210	0000	00	420000	Fed Lunch Prog Reimb	725,000.00	175,897.76	443,195.60	0.00	281,804.40
10R---	4210	0---	--	-----	725,000.00	175,897.76	443,195.60	0.00	0.00	281,804.40
10R420	4215	0000	00	420000	Fed Special Milk Program	0.00	0.00	0.00	0.00	0.00
10R---	4215	0---	--	-----	0.00	0.00	0.00	0.00	0.00	0.00
10R430	4220	0000	00	430000	Fed Bfast Prog Reimb	250,000.00	44,894.75	117,024.58	0.00	132,975.42
10R---	4220	0---	--	-----	250,000.00	44,894.75	117,024.58	0.00	0.00	132,975.42
10R460	4225	0000	00	460000	Fed Summer Food Program	0.00	0.00	0.00	0.00	0.00
10R---	4225	0---	--	-----	0.00	0.00	0.00	0.00	0.00	0.00
10R420	4250	0000	00	420000	Child Nutrition Commodity	0.00	0.00	0.00	0.00	0.00
10R---	4250	0---	--	-----	0.00	0.00	0.00	0.00	0.00	0.00
10R420	4299	0000	00	420000	Child Nutrition	0.00	0.00	0.00	0.00	0.00
10R440	4299	0000	00	440000	NSLP Equip Asst Grant	0.00	0.00	0.00	0.00	0.00
10R---	4299	0---	--	-----	0.00	0.00	0.00	0.00	0.00	0.00
10R100	4300	0000	00	100000	Title I Grant - Reading	150,000.00	0.00	73,799.00	0.00	76,201.00
10R270	4300	0000	00	270000	Title I School Imp& Acct	0.00	0.00	0.00	0.00	0.00
10R500	4300	0000	00	500000	Title I	650,000.00	37,488.00	452,182.00	0.00	197,818.00
10R---	4300	0---	--	-----	800,000.00	37,488.00	525,981.00	0.00	0.00	274,019.00
10R270	4331	0000	00	270000	Title I School Imp & Acctabili	0.00	0.00	0.00	0.00	0.00
10R---	4331	0---	--	-----	0.00	0.00	0.00	0.00	0.00	0.00

Account Level				2023-24	January 2023-24	2023-24	2023-24	Encumbered	2023-24		
FDTLOC	FUNC	OBJ	SJ	Description	Budget	Monthly Activity	FYTD Activity	Batch Activity	Amount	Available Funds	
10R170	4400	0000	00	170000	Title IV Grant	14,000.00	1,048.00	14,366.00	0.00	0.00	-366.00
10R570	4400	0000	00	570000	Title IV Grant	5,000.00	0.00	0.00	0.00	0.00	5,000.00
10R---	4400	0---	--	-----		19,000.00	1,048.00	14,366.00	0.00	0.00	4,634.00
10R070	4421	0000	00	000000	21st Century Comm Learning	315,000.00	38,578.00	125,800.00	0.00	0.00	189,200.00
10R470	4421	0000	00	470000	21st Century Grant	0.00	0.00	5,551.00	0.00	0.00	-5,551.00
10R---	4421	0---	--	-----		315,000.00	38,578.00	131,351.00	0.00	0.00	183,649.00
10R250	4490	0000	00	250000	Federal Library Grant	0.00	0.00	0.00	0.00	0.00	0.00
10R---	4490	0---	--	-----		0.00	0.00	0.00	0.00	0.00	0.00
10R150	4600	0000	00	150000	Sp Ed IDEA Pre School	36,153.00	2,144.00	18,164.00	0.00	0.00	17,989.00
10R344	4600	0000	00	344000	ARP IDEA Pre School	10,500.00	0.00	0.00	0.00	0.00	10,500.00
10R---	4600	0---	--	-----		46,653.00	2,144.00	18,164.00	0.00	0.00	28,489.00
10R150	4620	0000	00	150000	Sp Ed Flow thru SESE	640,368.00	46,971.00	332,094.00	0.00	0.00	308,274.00
10R344	4620	0000	00	344000	ARP IDEA Flow Thru SESE	100,000.00	0.00	52,363.00	0.00	0.00	47,637.00
10R---	4620	0---	--	-----		740,368.00	46,971.00	384,457.00	0.00	0.00	355,911.00
10R260	4625	0000	00	260000	Fed SpEd IDEA Rm/Board	0.00	0.00	0.00	0.00	0.00	0.00
10R---	4625	0---	--	-----		0.00	0.00	0.00	0.00	0.00	0.00
10R540	4770	0000	00	540000	Fed Voc Ed Tech Prep	0.00	0.00	0.00	0.00	0.00	0.00
10R---	4770	0---	--	-----		0.00	0.00	0.00	0.00	0.00	0.00
10R390	4799	0000	00	390000	V E Perkins T-IIC 2 Tutor	24,000.00	11,699.48	15,021.88	0.00	0.00	8,978.12
10R---	4799	0---	--	-----		24,000.00	11,699.48	15,021.88	0.00	0.00	8,978.12
10R090	4876	0000	00	000000	Cloud Grant ICCP	0.00	0.00	0.00	0.00	0.00	0.00
10R---	4876	0---	--	-----		0.00	0.00	0.00	0.00	0.00	0.00
10R160	4880	0000	00	160000	Education Jobs Fund	0.00	0.00	0.00	0.00	0.00	0.00
10R---	4880	0---	--	-----		0.00	0.00	0.00	0.00	0.00	0.00
10R180	4901	0000	00	180000	Race To The Top	0.00	0.00	0.00	0.00	0.00	0.00
10R180	4901	0000	01	180000	Race To The Top Induction	0.00	0.00	0.00	0.00	0.00	0.00
10R---	4901	0---	--	-----		0.00	0.00	0.00	0.00	0.00	0.00
10R010	4920	0000	00	000000	McKinney Homeless Grant	0.00	0.00	0.00	0.00	0.00	0.00
10R---	4920	0---	--	-----		0.00	0.00	0.00	0.00	0.00	0.00
10R330	4932	0000	00	330000	Title II Teacher Quality	35,000.00	0.00	1,707.00	0.00	0.00	33,293.00
10R530	4932	0000	00	530000	Title II	100,000.00	9,912.00	46,532.00	0.00	0.00	53,468.00
10R---	4932	0---	--	-----		135,000.00	9,912.00	48,239.00	0.00	0.00	86,761.00
10R920	4991	0000	00	920000	Medicaid Adm Outreach	50,000.00	0.00	35,555.01	0.00	0.00	14,444.99
10R---	4991	0---	--	-----		50,000.00	0.00	35,555.01	0.00	0.00	14,444.99
10R920	4992	0000	00	920000	Medicaid Fee For Service	40,000.00	6,002.22	13,475.81	0.00	0.00	26,524.19
10R---	4992	0---	--	-----		40,000.00	6,002.22	13,475.81	0.00	0.00	26,524.19
10R220	4998	0000	00	220000	FEMA GRANT	0.00	0.00	127,070.00	0.00	0.00	-127,070.00
10R345	4998	0000	00	000000	ARP McKinney Vento	5,000.00	4,776.00	5,018.00	0.00	0.00	-18.00
10R410	4998	0000	00	410000	JROTC Reimbursement	0.00	0.00	0.00	0.00	0.00	0.00
10R---	4998	0---	--	-----		5,000.00	4,776.00	132,088.00	0.00	0.00	-127,088.00

Account Level				2023-24	January 2023-24	2023-24	2023-24	Encumbered	2023-24	
FDTLOC	FUNC	OBJ	SJ	Description	Budget	Monthly Activity	FYTD Activity	Batch Activity	Amount	Available Funds
10R250	4999	0000	00	250000	Federal Library Grant	0.00	0.00	0.00	0.00	0.00
10R340	4999	0000	00	340000	ESSER	0.00	0.00	0.00	0.00	0.00
10R342	4999	0000	00	000000	ESSER II	106,000.00	0.00	233,775.00	0.00	-127,775.00
10R343	4999	0000	00	000000	ESSER III EDUCATION	666,682.00	40,916.00	219,686.00	0.00	446,996.00
10R370	4999	0000	00	370000	Digital Equity - ESSER	24,495.00	0.00	13,470.00	0.00	11,025.00
10R410	4999	0000	00	000000	JROTC	65,000.00	6,905.10	38,582.31	0.00	26,417.69
10R---	4999	0---	--	-----		862,177.00	47,821.10	505,513.31	0.00	356,663.69
10R---	4---	----	--	-----		4,012,198.00	427,232.31	2,384,432.19	0.00	1,627,765.81
10R010	7130	0000	00	000000	Transfer Among Funds	0.00	0.00	0.00	0.00	0.00
10R---	7130	0---	--	-----		0.00	0.00	0.00	0.00	0.00
10R010	7990	0000	00	000000	Other -WR Fund Balances	0.00	0.00	0.00	0.00	0.00
10R---	7990	0---	--	-----		0.00	0.00	0.00	0.00	0.00
10R---	7---	----	--	-----		0.00	0.00	0.00	0.00	0.00
1-R---	----	----	--	-----		24,126,378.00	1,797,171.19	16,438,482.38	0.00	7,687,895.62
20R010	1111	0000	00	000000	Building Levy	1,398,608.00	1,734.54	1,414,131.18	0.00	-15,523.18
20R---	1111	0---	--	-----		1,398,608.00	1,734.54	1,414,131.18	0.00	-15,523.18
20R010	1510	0000	00	000000	Earnings on Investments	130,000.00	5,363.70	74,389.19	0.00	55,610.81
20R---	1510	0---	--	-----		130,000.00	5,363.70	74,389.19	0.00	55,610.81
20R010	1999	0000	00	000000	Other Bldg Rev-Ins Reim etc	0.00	0.00	230.00	0.00	-230.00
20R010	1999	0000	01	000000	Other Bldg Rev-erate	0.00	0.00	0.00	0.00	0.00
20R730	1999	0000	00	730000	JFF Programs Facility Improvem	0.00	0.00	0.00	0.00	0.00
20R---	1999	0---	--	-----		0.00	0.00	230.00	0.00	-230.00
20R---	1---	----	--	-----		1,528,608.00	7,098.24	1,488,750.37	0.00	39,857.63
20R010	3925	0000	00	000000	St Maint Grant Bldg	0.00	0.00	0.00	0.00	0.00
20R---	3925	0---	--	-----		0.00	0.00	0.00	0.00	0.00
20R220	3999	0000	00	220000	IEMA Grant	0.00	0.00	0.00	0.00	0.00
20R---	3999	0---	--	-----		0.00	0.00	0.00	0.00	0.00
20R---	3---	----	--	-----		0.00	0.00	0.00	0.00	0.00
20R342	4999	0000	00	342000	ESSER II Building Revenue	100,000.00	0.00	0.00	0.00	100,000.00
20R---	4999	0---	--	-----		100,000.00	0.00	0.00	0.00	100,000.00
20R---	4---	----	--	-----		100,000.00	0.00	0.00	0.00	100,000.00
20R010	7320	0000	00	000000	SALE OF PROPERTY	0.00	0.00	0.00	0.00	0.00
20R---	7320	0---	--	-----		0.00	0.00	0.00	0.00	0.00
20R010	7990	0000	00	000000	Other-WR Fund Balance	0.00	0.00	0.00	0.00	0.00
20R---	7990	0---	--	-----		0.00	0.00	0.00	0.00	0.00
20R---	7---	----	--	-----		0.00	0.00	0.00	0.00	0.00
2-R---	----	----	--	-----		1,628,608.00	7,098.24	1,488,750.37	0.00	139,857.63
30R010	1112	0000	00	000000	Bond & Interest Levy	1,802,405.00	1,653.61	1,801,154.21	0.00	1,250.79
30R---	1112	0---	--	-----		1,802,405.00	1,653.61	1,801,154.21	0.00	1,250.79
30R010	1510	0000	00	000000	Earnings on Investments	7,500.00	1,396.00	17,792.27	0.00	-10,292.27

Account Level				2023-24	January 2023-24	2023-24	2023-24	Encumbered	2023-24	
FDTLOC	FUNC	OBJ	SJ	Description	Budget	Monthly Activity	FYTD Activity	Batch Activity	Amount	Available Funds
30R---	1510	0---	--	-----	7,500.00	1,396.00	17,792.27	0.00	0.00	-10,292.27
30R010	1983	0000	00	000000	School Facility Occp Sales Tax	987,894.00	170,731.61	786,620.85	0.00	201,273.15
30R---	1983	0---	--	-----	987,894.00	170,731.61	786,620.85	0.00	0.00	201,273.15
30R010	1999	0000	00	000000	Other Bond and Int Rev	0.00	0.00	0.00	0.00	0.00
30R---	1999	0---	--	-----	0.00	0.00	0.00	0.00	0.00	0.00
30R---	1---	----	--	-----	2,797,799.00	173,781.22	2,605,567.33	0.00	0.00	192,231.67
30R010	7990	0000	00	000000	Other-WR Fund Balance	0.00	0.00	0.00	0.00	0.00
30R---	7990	0---	--	-----	0.00	0.00	0.00	0.00	0.00	0.00
30R---	7---	----	--	-----	0.00	0.00	0.00	0.00	0.00	0.00
3-R---	----	----	--	-----	2,797,799.00	173,781.22	2,605,567.33	0.00	0.00	192,231.67
40R080	1113	0000	00	000000	Trans Levy	559,443.00	693.81	565,652.50	0.00	-6,209.50
40R---	1113	0---	--	-----	559,443.00	693.81	565,652.50	0.00	0.00	-6,209.50
40R080	1130	0000	00	000000	Leasing Levy	0.00	0.00	0.00	0.00	0.00
40R---	1130	0---	--	-----	0.00	0.00	0.00	0.00	0.00	0.00
40R080	1412	0000	00	000000	Reg Trans from Pre-K	10,700.00	0.00	0.00	0.00	10,700.00
40R---	1412	0---	--	-----	10,700.00	0.00	0.00	0.00	0.00	10,700.00
40R080	1413	0000	00	000000	Reg Trans Fee Private	4,000.00	442.72	442.72	0.00	3,557.28
40R---	1413	0---	--	-----	4,000.00	442.72	442.72	0.00	0.00	3,557.28
40R080	1415	0000	00	000000	Reg Trans Pupil Co-Curr	28,000.00	0.00	8,861.44	0.00	19,138.56
40R---	1415	0---	--	-----	28,000.00	0.00	8,861.44	0.00	0.00	19,138.56
40R080	1442	0000	00	000000	Sp Ed Trans from SESE	0.00	98.72	98.72	0.00	-98.72
40R---	1442	0---	--	-----	0.00	98.72	98.72	0.00	0.00	-98.72
40R080	1510	0000	00	000000	Earnings on Investments	15,000.00	1,995.65	31,561.08	0.00	-16,561.08
40R---	1510	0---	--	-----	15,000.00	1,995.65	31,561.08	0.00	0.00	-16,561.08
40R080	1950	0000	00	000000	Refund Prior Yr Expense	0.00	0.00	0.00	0.00	0.00
40R---	1950	0---	--	-----	0.00	0.00	0.00	0.00	0.00	0.00
40R080	1999	0000	00	000000	Insrnc Rmb/Othr Misc	0.00	63.00	2,121.00	0.00	-2,121.00
40R---	1999	0---	--	-----	0.00	63.00	2,121.00	0.00	0.00	-2,121.00
40R---	1---	----	--	-----	617,143.00	3,293.90	608,737.46	0.00	0.00	8,405.54
40R010	3001	0000	00	000000	State Aide	0.00	0.00	0.00	0.00	0.00
40R---	3001	0---	--	-----	0.00	0.00	0.00	0.00	0.00	0.00
40R080	3500	0000	00	000000	Transportation Regular	672,900.00	176,035.58	513,285.05	0.00	159,614.95
40R610	3500	0000	01	610000	Trans Voc Ed	0.00	0.00	0.00	0.00	0.00
40R---	3500	0---	--	-----	672,900.00	176,035.58	513,285.05	0.00	0.00	159,614.95
40R620	3510	0000	00	620000	State Trans Spec Ed	234,300.00	50,204.17	137,568.69	0.00	96,731.31
40R---	3510	0---	--	-----	234,300.00	50,204.17	137,568.69	0.00	0.00	96,731.31
40R---	3---	----	--	-----	907,200.00	226,239.75	650,853.74	0.00	0.00	256,346.26
40R160	4880	0000	00	160000	Education Jobs Fund	0.00	0.00	0.00	0.00	0.00
40R---	4880	0---	--	-----	0.00	0.00	0.00	0.00	0.00	0.00
40R---	4---	----	--	-----	0.00	0.00	0.00	0.00	0.00	0.00

Account Level				2023-24	January 2023-24	2023-24	2023-24	Encumbered	2023-24	
FDTLOC	FUNC	OBJ	SJ	Description	Budget	Monthly Activity	FYTD Activity	Batch Activity	Amount	Available Funds
40R010	7300	0000	00 000000	Sale of CompensationFixedAsset	0.00	0.00	0.00	0.00	0.00	0.00
40R---	7300	0---	--		0.00	0.00	0.00	0.00	0.00	0.00
40R010	7990	0000	00 000000	Other-WR Fund Balance	0.00	0.00	0.00	0.00	0.00	0.00
40R---	7990	0---	--		0.00	0.00	0.00	0.00	0.00	0.00
40R---	7---	----	--		0.00	0.00	0.00	0.00	0.00	0.00
4-R---	----	----	--		1,524,343.00	229,533.65	1,259,591.20	0.00	0.00	264,751.80
50R010	1114	0000	00 000000	IMRF Levy	450,000.00	549.64	468,882.41	0.00	0.00	-18,882.41
50R---	1114	0---	--		450,000.00	549.64	468,882.41	0.00	0.00	-18,882.41
50R010	1150	0000	00 000000	Tax Levy Social Security	525,000.00	641.22	518,699.92	0.00	0.00	6,300.08
50R---	1150	0---	--		525,000.00	641.22	518,699.92	0.00	0.00	6,300.08
50R010	1230	0000	00 000000	Corp Pers Prop Tax	50,000.00	0.00	0.00	0.00	0.00	50,000.00
50R---	1230	0---	--		50,000.00	0.00	0.00	0.00	0.00	50,000.00
50R010	1510	0000	00 000000	Earnings on Investments	7,500.00	1,511.67	18,438.27	0.00	0.00	-10,938.27
50R---	1510	0---	--		7,500.00	1,511.67	18,438.27	0.00	0.00	-10,938.27
50R---	1---	----	--		1,032,500.00	2,702.53	1,006,020.60	0.00	0.00	26,479.40
50R010	7990	0000	00 000000	Other-WR Fund Balance	0.00	0.00	0.00	0.00	0.00	0.00
50R---	7990	0---	--		0.00	0.00	0.00	0.00	0.00	0.00
50R---	7---	----	--		0.00	0.00	0.00	0.00	0.00	0.00
5-R---	----	----	--		1,032,500.00	2,702.53	1,006,020.60	0.00	0.00	26,479.40
60R010	1510	0000	00 000000	Cap Projects Int	2,500.00	92.53	7,841.29	0.00	0.00	-5,341.29
60R---	1510	0---	--		2,500.00	92.53	7,841.29	0.00	0.00	-5,341.29
60R010	1983	0000	00 000000	School Fac Occp Sales Tax	800,000.00	0.00	299,363.33	0.00	0.00	500,636.67
60R---	1983	0---	--		800,000.00	0.00	299,363.33	0.00	0.00	500,636.67
60R010	1999	0000	01 000000	E-Rate Refund	0.00	0.00	0.00	0.00	0.00	0.00
60R---	1999	0---	--		0.00	0.00	0.00	0.00	0.00	0.00
60R---	1---	----	--		802,500.00	92.53	307,204.62	0.00	0.00	495,295.38
60R010	3925	0000	00 000000	State Maintenance Grant	0.00	0.00	0.00	0.00	0.00	0.00
60R---	3925	0---	--		0.00	0.00	0.00	0.00	0.00	0.00
60R---	3---	----	--		0.00	0.00	0.00	0.00	0.00	0.00
60R342	4999	0000	00 000000	ESSER II CONSTRUCTION REVENUE	130,000.00	0.00	0.00	0.00	0.00	130,000.00
60R343	4999	0000	00 000000	ESSER III CONSTRUCTION	0.00	0.00	0.00	0.00	0.00	0.00
60R---	4999	0---	--		130,000.00	0.00	0.00	0.00	0.00	130,000.00
60R---	4---	----	--		130,000.00	0.00	0.00	0.00	0.00	130,000.00
60R010	7110	0000	00 000000	Transfer of Working Cash	0.00	0.00	0.00	0.00	0.00	0.00
60R---	7110	0---	--		0.00	0.00	0.00	0.00	0.00	0.00
60R010	7210	0000	00 000000	Bonds Sold	0.00	0.00	0.00	0.00	0.00	0.00
60R---	7210	0---	--		0.00	0.00	0.00	0.00	0.00	0.00
60R010	7990	0000	00 000000	Other WR Fund Balance	0.00	0.00	0.00	0.00	0.00	0.00
60R---	7990	0---	--		0.00	0.00	0.00	0.00	0.00	0.00
60R---	7---	----	--		0.00	0.00	0.00	0.00	0.00	0.00

Account Level				2023-24	January 2023-24	2023-24	2023-24	Encumbered	2023-24	
FDTLOC	FUNC	OBJ	SJ	Description	Budget	Monthly Activity	FYTD Activity	Batch Activity	Amount	Available Funds
60R010	8990	0000	00 000000	Transfer to Fund Balance to LS	0.00	0.00	0.00	0.00	0.00	0.00
60R---	8990	0---	--		0.00	0.00	0.00	0.00	0.00	0.00
60R---	8---	----	--		0.00	0.00	0.00	0.00	0.00	0.00
6-R---	----	----	--		932,500.00	92.53	307,204.62	0.00	0.00	625,295.38
70R010	1115	0000	00 000000	Working Cash Levy	139,861.00	173.45	141,413.13	0.00	0.00	-1,552.13
70R---	1115	0---	--		139,861.00	173.45	141,413.13	0.00	0.00	-1,552.13
70R010	1510	0000	00 000000	Earnings on Investments	40,000.00	1,719.58	22,982.62	0.00	0.00	17,017.38
70R---	1510	0---	--		40,000.00	1,719.58	22,982.62	0.00	0.00	17,017.38
70R---	1---	----	--		179,861.00	1,893.03	164,395.75	0.00	0.00	15,465.25
70R010	7130	0000	00 000000	Transfer Among Funds	0.00	0.00	0.00	0.00	0.00	0.00
70R---	7130	0---	--		0.00	0.00	0.00	0.00	0.00	0.00
70R010	7990	0000	00 000000	Other WR Fund Balance	0.00	0.00	0.00	0.00	0.00	0.00
70R---	7990	0---	--		0.00	0.00	0.00	0.00	0.00	0.00
70R---	7---	----	--		0.00	0.00	0.00	0.00	0.00	0.00
70R010	8110	0000	00 000000	Abatement of Working Cash	0.00	0.00	0.00	0.00	0.00	0.00
70R---	8110	0---	--		0.00	0.00	0.00	0.00	0.00	0.00
70R---	8---	----	--		0.00	0.00	0.00	0.00	0.00	0.00
7-R---	----	----	--		179,861.00	1,893.03	164,395.75	0.00	0.00	15,465.25
80R010	1120	0000	00 000000	TORT LEVY	1,394,636.00	1,728.24	1,411,952.76	0.00	0.00	-17,316.76
80R---	1120	0---	--		1,394,636.00	1,728.24	1,411,952.76	0.00	0.00	-17,316.76
80R010	1510	0000	00 000000	Tort Int	3,500.00	1,458.37	12,340.04	0.00	0.00	-8,840.04
80R---	1510	0---	--		3,500.00	1,458.37	12,340.04	0.00	0.00	-8,840.04
80R010	1950	0000	00 000000	Refund of Prior yr Exp	0.00	0.00	12,331.00	0.00	0.00	-12,331.00
80R---	1950	0---	--		0.00	0.00	12,331.00	0.00	0.00	-12,331.00
80R---	1---	----	--		1,398,136.00	3,186.61	1,436,623.80	0.00	0.00	-38,487.80
80R010	7990	0000	00 000000	Other WR Fund Balance	0.00	0.00	0.00	0.00	0.00	0.00
80R---	7990	0---	--		0.00	0.00	0.00	0.00	0.00	0.00
80R---	7---	----	--		0.00	0.00	0.00	0.00	0.00	0.00
8-R---	----	----	--		1,398,136.00	3,186.61	1,436,623.80	0.00	0.00	-38,487.80
90R010	1118	0000	00 000000	Life Safety Levy	139,861.00	173.45	141,413.13	0.00	0.00	-1,552.13
90R---	1118	0---	--		139,861.00	173.45	141,413.13	0.00	0.00	-1,552.13
90R010	1510	0000	00 000000	Earnings on Investments	1,000.00	291.66	3,389.26	0.00	0.00	-2,389.26
90R370	1510	0000	00 370000	L/S Bond Int	0.00	0.00	0.00	0.00	0.00	0.00
90R---	1510	0---	--		1,000.00	291.66	3,389.26	0.00	0.00	-2,389.26
90R010	1999	0000	00 000000	Life Safety Other Rev	0.00	0.00	0.00	0.00	0.00	0.00
90R---	1999	0---	--		0.00	0.00	0.00	0.00	0.00	0.00
90R---	1---	----	--		140,861.00	465.11	144,802.39	0.00	0.00	-3,941.39
90R010	3925	0000	00 000000	State Maint Grant	0.00	0.00	0.00	0.00	0.00	0.00
90R---	3925	0---	--		0.00	0.00	0.00	0.00	0.00	0.00
90R---	3---	----	--		0.00	0.00	0.00	0.00	0.00	0.00

Account Level				2023-24	January 2023-24	2023-24	2023-24	Encumbered	2023-24	
FDTLOC	FUNC	OBJ	SJ	Description	Budget	Monthly Activity	FYTD Activity	Batch Activity	Amount	Available Funds
90R010	7990	0000	00 000000	Other WR Fund Balance	0.00	0.00	0.00	0.00	0.00	0.00
90R---	7990	0---	-- -----		0.00	0.00	0.00	0.00	0.00	0.00
90R---	7---	----	-- -----		0.00	0.00	0.00	0.00	0.00	0.00
9-R---	----	----	-- -----		140,861.00	465.11	144,802.39	0.00	0.00	-3,941.39
--R---	----	----	-- -----		33,760,986.00	2,215,924.11	24,851,438.44	0.00	0.00	8,909,547.56
10E060	1100	1100	00 000000	Fine Arts Cert Sal	0.00	0.00	0.00	0.00	0.00	0.00
10E070	1100	1100	00 000000	21st Century Sal	155,000.00	5,486.00	78,248.50	0.00	0.00	76,751.50
10E340	1100	1100	00 000000	ESSER Instruction Salary	0.00	0.00	0.00	0.00	0.00	0.00
10E342	1100	1100	00 000000	ESSER II Instruction Salary	0.00	0.00	0.00	0.00	0.00	0.00
10E343	1100	1100	00 000000	ESSER III INSTRUCTION SALARY	242,000.00	21,077.62	64,449.02	0.00	0.00	177,550.98
10E470	1100	1100	00 470000	21st Century Grant Sal	0.00	37.50	3,937.50	0.00	0.00	-3,937.50
10E030	1100	1110	00 000000	Fuel Up 60 Salaries	0.00	0.00	0.00	0.00	0.00	0.00
10E070	1100	1110	00 000000	21st Century TA/Aide Sal	13,440.00	814.00	6,919.00	0.00	0.00	6,521.00
10E343	1100	1110	00 000000	ESSER III AIDE/ASST SALARY	65,000.00	5,278.00	40,201.00	0.00	0.00	24,799.00
10E470	1100	1110	00 470000	21st Century Aide Sal	0.00	0.00	1,584.00	0.00	0.00	-1,584.00
10E070	1100	1200	00 000000		0.00	130.00	620.00	0.00	0.00	-620.00
10E190	1100	1200	00 190000	Title VI Rural Ed Sub Sal	0.00	0.00	0.00	0.00	0.00	0.00
10E340	1100	1200	00 340000	ESSER Instruction Sub Salary	0.00	0.00	180.00	0.00	0.00	-180.00
10E343	1100	1200	00 000000		0.00	0.00	0.00	0.00	0.00	0.00
10E343	1100	1210	00 000000		0.00	0.00	0.00	0.00	0.00	0.00
10E470	1100	1210	00 470000		0.00	0.00	0.00	0.00	0.00	0.00
10E343	1100	1300	00 000000	ESSER III TUTOR SALARY	0.00	-945.45	352.50	0.00	0.00	-352.50
10E---	1100	1---	-- -----		475,440.00	31,877.67	196,491.52	0.00	0.00	278,948.48
10E343	1100	2100	00 000000		0.00	0.00	0.00	0.00	0.00	0.00
10E030	1100	2110	00 000000	Fuel Up 60 TRS	0.00	0.00	0.00	0.00	0.00	0.00
10E060	1100	2110	00 000000	Fine Arts TRS/THIS/NEC	0.00	0.00	0.00	0.00	0.00	0.00
10E070	1100	2110	00 000000	21st Century TRS	35,000.00	904.03	13,387.30	0.00	0.00	21,612.70
10E190	1100	2110	00 190000	Title VI Rural Ed TRS	0.00	0.00	0.00	0.00	0.00	0.00
10E340	1100	2110	00 000000		0.00	0.00	0.00	0.00	0.00	0.00
10E340	1100	2110	00 340000	ESSER Instrustion TRS	0.00	0.00	20.27	0.00	0.00	-20.27
10E342	1100	2110	00 000000	ESSER II Instruction TRS	0.00	0.00	0.00	0.00	0.00	0.00
10E343	1100	2110	00 000000	ESSER III INSTRUCTION TRS	56,000.00	4,901.79	15,089.95	0.00	0.00	40,910.05
10E470	1100	2110	00 470000	21st Century TRS	0.00	8.60	902.21	0.00	0.00	-902.21
10E470	1100	2130	00 470000		0.00	0.00	0.00	0.00	0.00	0.00
10E070	1100	2200	00 000000		0.00	0.00	0.00	0.00	0.00	0.00
10E340	1100	2200	00 000000	ESSER Instruction Insurance	0.00	0.00	0.00	0.00	0.00	0.00
10E342	1100	2200	00 000000	ESSER II Insurance Benefit	0.00	0.00	0.00	0.00	0.00	0.00
10E343	1100	2200	00 000000	ESSER III INSTRUCT. INSURANCE	27,650.00	1,524.16	4,583.68	0.00	0.00	23,066.32
10E343	1100	2210	00 000000	ESSER III AIDE/ASST INSURANCE	0.00	0.00	0.00	0.00	0.00	0.00
10E---	1100	2---	-- -----		118,650.00	7,338.58	33,983.41	0.00	0.00	84,666.59

Account Level				2023-24	January 2023-24	2023-24	2023-24	Encumbered	2023-24		
FDTLOC	FUNC	OBJ	SJ	Description	Budget	Monthly Activity	FYTD Activity	Batch Activity	Amount	Available Funds	
10E060	1100	3190	00	000000		Fine Arts Pur Serv	0.00	0.00	0.00	0.00	
10E070	1100	3190	00	000000	18,000.00	21st Century Student Pur Serv	745.75	5,029.25	0.00	12,970.75	
10E340	1100	3190	00	340000	0.00	ESSER Purchase Services	0.00	0.00	0.00	0.00	
10E342	1100	3190	00	000000	18,000.00	ESSER II Purchased Services	0.00	16,163.00	0.00	1,837.00	
10E343	1100	3190	00	000000	19,000.00	ESSER III PURCHASED SERVICES	0.00	2,780.00	100,290.50	-84,070.50	
10E370	1100	3190	00	370000	0.00	Digital Equity Pur Serv	0.00	0.00	0.00	0.00	
10E470	1100	3190	00	470000	0.00	21st Century Pur Serv	0.00	497.25	0.00	-497.25	
10E680	1100	3190	00	680000	0.00	CarrieWinters Math/Sci Pur Ser	0.00	0.00	0.00	0.00	
10E730	1100	3190	00	730000	8,500.00	JFF Purchased Services	180.00	1,650.00	0.00	6,850.00	
10E060	1100	3230	00	000000	0.00	Fine Art Rep Maint	0.00	0.00	0.00	0.00	
10E730	1100	3320	00	730000	0.00	JFF Travel	0.00	0.00	0.00	0.00	
10E---	1100	3---	--	-----	63,500.00		925.75	26,119.50	0.00	100,290.50	-62,910.00
10E030	1100	4100	00	000000	0.00	Fuel Up 60 Supplies	0.00	0.00	0.00	0.00	
10E060	1100	4100	00	000000	0.00	Fine Arts Supplies	0.00	0.00	0.00	0.00	
10E070	1100	4100	00	000000	3,750.00	21st Century supplies	5.60	944.78	0.00	540.67	2,264.55
10E340	1100	4100	00	340000	0.00	ESSER Supplies	0.00	0.00	0.00	0.00	
10E342	1100	4100	00	000000	0.00	ESSER II Supplies	0.00	0.00	0.00	0.00	
10E343	1100	4100	00	000000	165,000.00	ESSER III SUPPLIES	0.00	12,143.31	0.00	42,390.07	110,466.62
10E345	1100	4100	00	345000	1,300.00	ARP McKinney Vento Supplies	0.00	626.49	0.00	0.00	673.51
10E370	1100	4100	00	370000	24,495.00	Digital Equity - Supplies	0.00	24,219.00	0.00	0.00	276.00
10E470	1100	4100	00	470000	0.00	21st Century Supplies	0.00	0.00	0.00	500.00	-500.00
10E680	1100	4100	00	680000	0.00	CarrieWinters Math/Sci Supp	0.00	10,000.00	0.00	0.00	-10,000.00
10E730	1100	4100	00	730000	350.00	JFF SUPPLIES	0.00	122.50	0.00	0.00	227.50
10E---	1100	4---	--	-----	194,895.00		5.60	48,056.08	0.00	43,430.74	103,408.18
10E060	1100	5500	00	000000	0.00	Fine Arts Equip	0.00	0.00	0.00	0.00	
10E190	1100	5500	00	190000	0.00	Title VI Rural Ed Equip	0.00	0.00	0.00	0.00	
10E340	1100	5500	00	340000	0.00	ESSER Equipment	0.00	0.00	0.00	0.00	
10E342	1100	5500	00	000000	20,000.00	ESSER II Equipment	0.00	19,999.00	0.00	0.00	1.00
10E370	1100	5500	00	370000	0.00	Digital Equity - Equipment	0.00	0.00	0.00	0.00	
10E470	1100	5500	00	470000	0.00	21st Century Equip	0.00	0.00	0.00	0.00	
10E---	1100	5---	--	-----	20,000.00		0.00	19,999.00	0.00	0.00	1.00
10E015	1105	3260	00	000000	2,500.00	ELC Postage	0.00	0.00	0.00	0.00	2,500.00
10E---	1105	3---	--	-----	2,500.00		0.00	0.00	0.00	0.00	2,500.00
10E015	1105	4100	00	000000	15,000.00	Early Learning Center Supplies	0.00	12,393.12	0.00	0.00	2,606.88
10E015	1105	4700	00	000000	1,000.00	Early Learning Center Software	0.00	0.00	0.00	0.00	1,000.00
10E---	1105	4---	--	-----	16,000.00		0.00	12,393.12	0.00	0.00	3,606.88
10E015	1105	5500	00	000000	15,000.00	Early Learning Center Equipm	0.00	10,588.53	0.00	535.00	3,876.47
10E015	1105	5500	61	000000	10,000.00	ELC Computer Equipment	0.00	0.00	0.00	0.00	10,000.00
10E---	1105	5---	--	-----	25,000.00		0.00	10,588.53	0.00	535.00	13,876.47
10E020	1110	1100	00	000000	2,365,000.00	RCES Teach Sal	175,493.70	1,359,021.12	0.00	0.00	1,005,978.88

Account Level				2023-24	January 2023-24	2023-24	2023-24	Encumbered	2023-24	
FDTLOC	FUNC	OBJ	SJ	Description	Budget	Monthly Activity	FYTD Activity	Batch Activity	Amount	Available Funds
10E030	1110	1100	00	000000	WRES Teach Sal	0.00	0.00	0.00	0.00	0.00
10E160	1110	1100	00	160000	Ed Jobs Fund Sal	0.00	0.00	0.00	0.00	0.00
10E020	1110	1110	00	000000	RCES Aide/TA Sal	0.00	0.00	853.17	0.00	-853.17
10E030	1110	1110	00	000000	WRES Aid/TAr Sal	0.00	0.00	0.00	0.00	0.00
10E020	1110	1200	00	000000	RCES Sub Teach Sal	185,000.00	14,079.53	81,065.37	0.00	103,934.63
10E030	1110	1200	00	000000	WRES Sub Teach Sal	0.00	0.00	0.00	0.00	0.00
10E020	1110	1210	00	000000	RCES Sub Teach Aide Sal	0.00	840.00	14,046.50	0.00	-14,046.50
10E---	1110	1---	--	-----		2,550,000.00	190,413.23	1,454,986.16	0.00	1,095,013.84
10E020	1110	2110	00	000000	RCES TRS	290,000.00	23,975.00	171,298.34	0.00	118,701.66
10E030	1110	2110	00	000000	WRES TRS	0.00	0.00	0.00	0.00	0.00
10E160	1110	2110	00	160000	Ed Jobs Fund TRS	0.00	0.00	0.00	0.00	0.00
10E020	1110	2130	00	000000	RCES	0.00	0.00	0.00	0.00	0.00
10E020	1110	2200	00	000000	RCES Ins Benefit	275,000.00	25,548.70	164,977.66	0.00	110,022.34
10E030	1110	2200	00	000000	WRES Ins Ben	0.00	0.00	0.00	0.00	0.00
10E160	1110	2200	00	160000	Ed Jobs Fund Ben	0.00	0.00	0.00	0.00	0.00
10E020	1110	2300	00	000000	RCES Tuition Reimbursement	0.00	0.00	4,115.60	0.00	-4,115.60
10E---	1110	2---	--	-----		565,000.00	49,523.70	340,391.60	0.00	224,608.40
10E020	1110	3190	00	000000	RCES Pur Ser Agreements	35,000.00	625.49	21,321.91	0.00	13,678.09
10E020	1110	3190	12	000000	RCES Music Purchased Service	0.00	0.00	174.95	0.00	-174.95
10E020	1110	3190	31	000000	RCES Stem Purchased Services	600.00	0.00	215.88	1,999.99	-1,615.87
10E030	1110	3190	00	000000	WRES Pur Serv	0.00	0.00	0.00	0.00	0.00
10E670	1110	3190	00	000000	Tiger Safari Pur Serv	0.00	0.00	0.00	0.00	0.00
10E020	1110	3230	00	000000	RCES Repair/Maintenance	500.00	0.00	32.15	0.00	467.85
10E020	1110	3230	61	000000	RCES Computer Rep/Maint	500.00	0.00	0.00	0.00	500.00
10E030	1110	3230	00	000000	WRES Rep.Main	0.00	0.00	0.00	0.00	0.00
10E030	1110	3230	61	000000	WRES Computer Rep/Maint	0.00	0.00	0.00	0.00	0.00
10E020	1110	3240	00	000000	RCES Copier Repair	2,500.00	90.00	995.00	1,005.00	500.00
10E030	1110	3240	00	000000	WRES Copier Rep Maint	0.00	0.00	0.00	0.00	0.00
10E020	1110	3260	00	000000	RCES Postage	2,500.00	0.00	8.56	0.00	2,491.44
10E030	1110	3260	00	000000	WRES Postage	0.00	0.00	0.00	0.00	0.00
10E020	1110	3320	00	000000	RCES Travel	500.00	0.00	0.00	0.00	500.00
10E030	1110	3320	00	000000	WRES TRAVEL	0.00	0.00	0.00	0.00	0.00
10E020	1110	3400	00	000000	RCES Internet	0.00	0.00	0.00	0.00	0.00
10E030	1110	3400	00	000000	WRES Internet	0.00	0.00	0.00	0.00	0.00
10E---	1110	3---	--	-----		42,100.00	715.49	22,748.45	0.00	3,004.99
10E020	1110	4100	00	000000	RCES Supplies	60,000.00	733.76	54,307.81	1,900.74	3,791.45
10E020	1110	4100	02	000000	RCES Art Supplies	7,165.00	0.00	0.00	0.00	7,165.00
10E020	1110	4100	05	000000	RCES Read 180 Supp	0.00	0.00	0.00	0.00	0.00
10E020	1110	4100	06	000000	RCES Spanish Supplies	0.00	0.00	0.00	0.00	0.00
10E020	1110	4100	12	000000	RCES Music Supplies	1,500.00	0.00	1,371.45	35.00	93.55

Account Level				2023-24	January 2023-24	2023-24	2023-24	Encumbered	2023-24		
FDTLOC	FUNC	OBJ	SJ	Description	Budget	Monthly Activity	FYTD Activity	Batch Activity	Amount	Available Funds	
10E020	1110	4100	13	000000	RCES Science Supp	5,000.00	355.83	2,878.77	0.00	179.07	1,942.16
10E020	1110	4100	31	000000	RCES Stem Supplies	2,500.00	0.00	2,238.70	0.00	0.00	261.30
10E020	1110	4100	50	000000	RCES PE Supplies	1,500.00	0.00	1,301.77	0.00	0.00	198.23
10E020	1110	4100	61	000000	RCES Computer Supplies	10,000.00	0.00	14,013.25	0.00	136.80	-4,150.05
10E030	1110	4100	00	000000	WRES Supplies	0.00	0.00	0.00	0.00	0.00	0.00
10E030	1110	4100	02	000000	WRES Art Supp	0.00	0.00	0.00	0.00	0.00	0.00
10E030	1110	4100	12	000000	WRES Music Supp	0.00	0.00	0.00	0.00	0.00	0.00
10E030	1110	4100	50	000000	WRES PE Supp	0.00	0.00	0.00	0.00	0.00	0.00
10E030	1110	4100	61	000000	WRES Computer Supp	0.00	0.00	0.00	0.00	0.00	0.00
10E190	1110	4100	00	190000	Title VI Rural Ed Supp	0.00	0.00	0.00	0.00	0.00	0.00
10E270	1110	4100	00	270000	Title I S&A Supplies	0.00	0.00	0.00	0.00	0.00	0.00
10E670	1110	4100	00	670000	Tiger Safari Supp	0.00	0.00	0.00	0.00	0.00	0.00
10E020	1110	4110	00	000000	RCES Instructional Supp	0.00	0.00	2,324.12	0.00	0.00	-2,324.12
10E020	1110	4130	00	000000	RCES ID Badge Supp	0.00	0.00	0.00	0.00	0.00	0.00
10E020	1110	4200	00	000000	RCES New Textbooks	1,000.00	0.00	0.00	0.00	0.00	1,000.00
10E030	1110	4200	00	000000	WRES New Textbooks	0.00	0.00	0.00	0.00	0.00	0.00
10E020	1110	4210	00	000000	RCES Replacement Textbks	250.00	0.00	0.00	0.00	0.00	250.00
10E030	1110	4210	00	000000	WRES Replacement Textbooks	0.00	0.00	0.00	0.00	0.00	0.00
10E020	1110	4220	00	000000	RCES Workbooks	0.00	0.00	0.00	0.00	0.00	0.00
10E030	1110	4220	00	000000	WRES Workbooks	0.00	0.00	0.00	0.00	0.00	0.00
10E020	1110	4240	00	000000	RCES Copier Paper/Toner	9,000.00	1,778.00	8,272.00	0.00	1,728.00	-1,000.00
10E030	1110	4240	00	000000	WRES Copier Paper/Toner	0.00	0.00	0.00	0.00	0.00	0.00
10E020	1110	4250	00	000000	RCES Copier Parts	8,000.00	418.00	3,009.00	0.00	4,491.00	500.00
10E030	1110	4250	00	000000	WRES Copier Parts	0.00	0.00	0.00	0.00	0.00	0.00
10E020	1110	4700	00	000000	RCES Software	10,000.00	1,407.00	1,407.00	0.00	0.00	8,593.00
10E030	1110	4700	00	000000	WRES Software	0.00	0.00	0.00	0.00	0.00	0.00
10E---	1110	4---	--	-----		115,915.00	4,692.59	91,123.87	0.00	8,470.61	16,320.52
10E020	1110	5500	00	000000	RCES Equipment	10,000.00	0.00	0.00	0.00	0.00	10,000.00
10E020	1110	5500	31	000000	RCES Stem Equipment	0.00	0.00	0.00	0.00	0.00	0.00
10E020	1110	5500	61	000000	RCES Computer Equipment	1,000.00	0.00	0.00	0.00	0.00	1,000.00
10E030	1110	5500	00	000000	WRES Equip	0.00	0.00	0.00	0.00	0.00	0.00
10E030	1110	5500	61	000000	WRES Computer Equip	0.00	0.00	0.00	0.00	0.00	0.00
10E---	1110	5---	--	-----		11,000.00	0.00	0.00	0.00	0.00	11,000.00
10E040	1120	1100	00	000000	RCMS Teach Sal	1,500,000.00	69,457.20	793,773.61	0.00	0.00	706,226.39
10E160	1120	1100	00	160000	Ed Jobs Fund Sal	0.00	0.00	0.00	0.00	0.00	0.00
10E040	1120	1110	00	000000	RCMS TA/Aide Sal	55,000.00	4,264.04	29,291.96	0.00	0.00	25,708.04
10E040	1120	1200	00	000000	RCMS Sub Teach Sal	59,000.00	1,660.00	10,712.50	0.00	0.00	48,287.50
10E040	1120	1210	00	000000	RCMS Sub TA/Aide Sal	1,000.00	315.00	1,102.50	0.00	0.00	-102.50
10E040	1120	1400	00	000000	Bass Tutoring Salary	0.00	0.00	0.00	0.00	0.00	0.00
10E---	1120	1---	--	-----		1,615,000.00	75,696.24	834,880.57	0.00	0.00	780,119.43

Account Level				2023-24	January 2023-24	2023-24	2023-24	Encumbered	2023-24		
FDTLOC	FUNC	OBJ	SJ	Description	Budget	Monthly Activity	FYTD Activity	Batch Activity	Amount	Available Funds	
10E040	1120	2110	00	000000	RCMS TRS	180,000.00	13,474.57	95,263.05	0.00	0.00	84,736.95
10E160	1120	2110	00	160000	Ed Jobs Fund TRS	0.00	0.00	0.00	0.00	0.00	0.00
10E040	1120	2130	00	000000		0.00	0.00	0.00	0.00	0.00	0.00
10E160	1120	2130	00	160000		0.00	0.00	0.00	0.00	0.00	0.00
10E040	1120	2200	00	000000	RCMS Ins Benefit	200,000.00	14,448.64	105,135.20	0.00	0.00	94,864.80
10E160	1120	2200	00	160000	Ed Jobs Fund Ben	0.00	0.00	0.00	0.00	0.00	0.00
10E040	1120	2300	00	000000	RCES Tuition Reimbursement	0.00	0.00	0.00	0.00	0.00	0.00
10E---	1120	2---	--	-----		380,000.00	27,923.21	200,398.25	0.00	0.00	179,601.75
10E040	1120	3190	00	000000	RCMS Pur Serv Agreements	14,400.00	175.00	5,546.17	0.00	1.28	8,852.55
10E040	1120	3190	05	000000	RCMS Lang Arts Purchase Servic	0.00	0.00	0.00	0.00	0.00	0.00
10E040	1120	3190	11	000000	RCMS Math Pur Serv	0.00	0.00	0.00	0.00	0.00	0.00
10E040	1120	3190	61	000000	RCMS Comp Pur Serv	0.00	0.00	0.00	0.00	0.00	0.00
10E730	1120	3190	00	730000	JFF Tech Pur Serv	0.00	0.00	0.00	0.00	0.00	0.00
10E040	1120	3230	00	000000	RCMS Repair/Maintenance	1,000.00	0.00	184.75	0.00	0.00	815.25
10E040	1120	3230	12	000000	RCMS Band Repair/Maintenance	1,600.00	0.00	0.00	0.00	0.00	1,600.00
10E040	1120	3230	61	000000	RCMS Computer Rep/Maint	1,500.00	0.00	0.00	0.00	0.00	1,500.00
10E040	1120	3240	00	000000	RCMS Copier Repair ONLY	500.00	92.00	136.00	0.00	0.00	364.00
10E040	1120	3260	00	000000	RCMS Postage	1,500.00	0.00	0.00	0.00	0.00	1,500.00
10E040	1120	3320	00	000000	RCMS Travel	100.00	0.00	0.00	0.00	0.00	100.00
10E040	1120	3400	00	000000	RCMS Internet	0.00	0.00	0.00	0.00	0.00	0.00
10E---	1120	3---	--	-----		20,600.00	267.00	5,866.92	0.00	1.28	14,731.80
10E040	1120	4100	00	000000	RCMS Gen Classroom Supp	3,500.00	12.50	672.45	0.00	445.54	2,382.01
10E040	1120	4100	02	000000	RCMS Art Supplies	2,000.00	746.26	1,591.26	0.00	0.00	408.74
10E040	1120	4100	05	000000	RCMS Lang Art Supp	650.00	0.00	109.89	0.00	0.00	540.11
10E040	1120	4100	08	000000	RCMS Health Class Supp	150.00	0.00	0.00	0.00	0.00	150.00
10E040	1120	4100	10	000000	RCMS Enrichment Class Supplies	250.00	0.00	0.00	0.00	0.00	250.00
10E040	1120	4100	11	000000	RCMS Math Supplies	1,000.00	0.00	0.00	0.00	0.00	1,000.00
10E040	1120	4100	12	000000	RCMS Band Supp	2,400.00	0.00	2,400.00	0.00	0.00	0.00
10E040	1120	4100	13	000000	RCMS Science Supplies	2,000.00	0.00	870.15	0.00	86.80	1,043.05
10E040	1120	4100	15	000000	RCMS Social Studies Supp	1,000.00	0.00	35.99	0.00	0.00	964.01
10E040	1120	4100	50	000000	RCMS PE Supplies	1,300.00	0.00	0.00	0.00	0.00	1,300.00
10E040	1120	4100	61	000000	RCMS Computer Supplies	2,500.00	0.00	802.01	0.00	66.00	1,631.99
10E040	1120	4100	80	000000	RCMS Chorus Supp	0.00	0.00	0.00	0.00	0.00	0.00
10E120	1120	4100	00	120000	Laptop Grant Instruc Supplies	0.00	0.00	0.00	0.00	0.00	0.00
10E170	1120	4100	00	170000	NCTM Math Supp	0.00	0.00	0.00	0.00	0.00	0.00
10E730	1120	4100	00	730000	JFF Tech Supp	0.00	0.00	0.00	0.00	0.00	0.00
10E040	1120	4110	00	000000	RCMS Intergraded Supp	0.00	0.00	0.00	0.00	0.00	0.00
10E040	1120	4120	00	000000	RCMS Read 180 Supplies	0.00	0.00	0.00	0.00	0.00	0.00
10E040	1120	4130	00	000000	RCMS ID Badge Supplies	0.00	0.00	0.00	0.00	0.00	0.00
10E040	1120	4200	00	000000	RCMS New Textbooks	0.00	0.00	0.00	0.00	0.00	0.00

99

Account Level				2023-24	January 2023-24	2023-24	2023-24	Encumbered	2023-24	
FDTLOC	FUNC	OBJ	SJ	Description	Budget	Monthly Activity	FYTD Activity	Batch Activity	Amount	Available Funds
10E040	1120	4210	00 000000	RCMS Replace Textbooks	1,500.00	0.00	0.00	0.00	0.00	1,500.00
10E040	1120	4220	00 000000	RCMS Workbooks	0.00	0.00	0.00	0.00	0.00	0.00
10E040	1120	4230	00 000000	RCMS A.R. Books	0.00	0.00	0.00	0.00	0.00	0.00
10E040	1120	4240	00 000000	RCMS Copier Riso Ppr/Tnr	5,000.00	1,234.00	2,729.00	0.00	0.00	2,271.00
10E040	1120	4700	00 000000	RCMS Software	2,500.00	0.00	0.00	0.00	0.00	2,500.00
10E120	1120	4700	00 120000	Laptop Grant Software	0.00	0.00	0.00	0.00	0.00	0.00
10E040	1120	4900	00 000000	RCMS PE Locks	0.00	0.00	0.00	0.00	0.00	0.00
10E040	1120	4910	00 000000	RCMS PE Uniforms	7,500.00	0.00	7,498.00	0.00	0.00	2.00
10E---	1120	4---	-- -----		33,250.00	1,992.76	16,708.75	0.00	598.34	15,942.91
10E040	1120	5500	00 000000	RCMS Equipment	6,000.00	0.00	0.00	0.00	188.90	5,811.10
10E040	1120	5500	50 000000	RCMS PE Equipment	0.00	0.00	0.00	0.00	0.00	0.00
10E040	1120	5500	61 000000	RCMS Computer Equipment	2,000.00	0.00	3,546.19	0.00	0.00	-1,546.19
10E040	1120	5500	80 000000	RCMS Band & Chorus Equip	2,400.00	0.00	2,400.00	0.00	0.00	0.00
10E120	1120	5500	00 120000	Laptop Grant Equipment	0.00	0.00	0.00	0.00	0.00	0.00
10E730	1120	5500	00 730000	JFF Tech Equip	0.00	0.00	0.00	0.00	0.00	0.00
10E---	1120	5---	-- -----		10,400.00	0.00	5,946.19	0.00	188.90	4,264.91
10E110	1125	1100	00 110000	Pre K Teacher Salary	0.00	0.00	0.00	0.00	0.00	0.00
10E210	1125	1100	00 210000	Roe Pre K Teach Salary	0.00	0.00	0.00	0.00	0.00	0.00
10E510	1125	1100	00 510000	Pre K Teacher Salary	224,538.00	18,711.58	126,751.66	0.00	0.00	97,786.34
10E110	1125	1110	00 110000	Pre K Aide Salary	0.00	0.00	2,182.26	0.00	0.00	-2,182.26
10E210	1125	1110	00 210000	ROE Pre K Aide Salary	0.00	0.00	0.00	0.00	0.00	0.00
10E510	1125	1110	00 510000	Pre K Aide Salary	133,377.00	9,462.60	59,574.05	0.00	0.00	73,802.95
10E110	1125	1200	00 110000	Pre K Sub Teach Salary	0.00	0.00	0.00	0.00	0.00	0.00
10E210	1125	1200	00 210000	ROE Pre K Sub Teach Sal	0.00	0.00	0.00	0.00	0.00	0.00
10E510	1125	1200	00 510000	Pre K Sub Teach Salary	4,200.00	277.50	3,390.00	0.00	0.00	810.00
10E110	1125	1210	00 110000	Pre K Sub Aide Salary	0.00	0.00	0.00	0.00	0.00	0.00
10E210	1125	1210	00 210000	ROE Pre K Sub Aide Sal	0.00	0.00	0.00	0.00	0.00	0.00
10E510	1125	1210	00 510000	Pre K Sub Aide Salary	4,200.00	52.50	1,382.50	0.00	0.00	2,817.50
10E---	1125	1---	-- -----		366,315.00	28,504.18	193,280.47	0.00	0.00	173,034.53
10E110	1125	2110	00 110000	Pre K TRS	0.00	0.00	0.00	0.00	0.00	0.00
10E210	1125	2110	00 210000	ROE Pre K TRS	0.00	0.00	0.00	0.00	0.00	0.00
10E510	1125	2110	00 510000	Pre K TRS	24,702.00	2,500.91	16,943.47	0.00	0.00	7,758.53
10E110	1125	2130	00 110000		0.00	0.00	0.00	0.00	0.00	0.00
10E210	1125	2130	00 210000		0.00	0.00	0.00	0.00	0.00	0.00
10E110	1125	2200	00 110000	Pre K Ins Ben	0.00	0.00	380.48	0.00	0.00	-380.48
10E210	1125	2200	00 210000	ROE Pre K Ins Ben	0.00	0.00	0.00	0.00	0.00	0.00
10E510	1125	2200	00 510000	Pre K Ins Ben	83,000.00	6,081.92	38,774.88	0.00	0.00	44,225.12
10E---	1125	2---	-- -----		107,702.00	8,582.83	56,098.83	0.00	0.00	51,603.17
10E110	1125	3190	00 110000	Pre K Pur Serv	0.00	0.00	0.00	0.00	0.00	0.00
10E510	1125	3190	00 510000	Pre K Pur Serv	1,990.00	0.00	1,990.00	0.00	0.00	0.00

Account Level				2023-24	January 2023-24	2023-24	2023-24	Encumbered	2023-24	
FDTLOC	FUNC	OBJ	SJ	Description	Budget	Monthly Activity	FYTD Activity	Batch Activity	Amount	Available Funds
10E---	1125	3---	--	-----	1,990.00	0.00	1,990.00	0.00	0.00	0.00
10E110	1125	4100	00	110000	Pre K Supplies	0.00	0.00	0.00	1,034.97	-1,034.97
10E210	1125	4100	00	210000	ROE Pre K Supplies	0.00	0.00	0.00	0.00	0.00
10E510	1125	4100	00	510000	Pre K Supplies	4,000.00	13.90	2,467.18	46.56	1,486.26
10E---	1125	4---	--	-----	4,000.00	13.90	2,467.18	0.00	1,081.53	451.29
10E110	1125	5500	00	110000	Pre K Equip	0.00	0.00	0.00	0.00	0.00
10E510	1125	5500	00	510000	Pre K Equip	2,475.00	0.00	1,824.00	0.00	651.00
10E---	1125	5---	--	-----	2,475.00	0.00	1,824.00	0.00	0.00	651.00
10E110	1125	6900	00	110000	Refund of PreK Proceeds	0.00	0.00	0.00	0.00	0.00
10E510	1125	6900	00	510000	Refund of PreK Proceeds	0.00	0.00	0.00	0.00	0.00
10E---	1125	6---	--	-----	0.00	0.00	0.00	0.00	0.00	0.00
10E050	1130	1100	00	000000	RCHS Teacher Salary	1,650,000.00	61,458.60	884,571.82	0.00	765,428.18
10E160	1130	1100	00	160000	Ed Jobs Fund Sal	0.00	0.00	0.00	0.00	0.00
10E050	1130	1110	00	000000	RCHS Aide/Asst Sal	28,000.00	2,693.60	13,468.00	0.00	14,532.00
10E050	1130	1200	00	000000	RCHS Sub Teach Sal	55,000.00	5,923.98	42,352.30	0.00	12,647.70
10E050	1130	1210	00	000000	RCHS Sub Aide/Asst Sal	0.00	0.00	0.00	0.00	0.00
10E050	1130	1300	00	000000	RCHS Remedial Tutoring	0.00	0.00	0.00	0.00	0.00
10E---	1130	1---	--	-----	1,733,000.00	70,076.18	940,392.12	0.00	0.00	792,607.88
10E050	1130	2110	00	000000	RCHS Teach TRS	175,000.00	15,446.29	108,764.32	0.00	66,235.68
10E160	1130	2110	00	160000	Ed Jobs Fund TRS	0.00	0.00	0.00	0.00	0.00
10E050	1130	2200	00	000000	RCHS Ins Benefit	230,000.00	16,167.04	120,962.08	0.00	109,037.92
10E160	1130	2200	00	160000	Ed Jobs Fund Ben	0.00	0.00	0.00	0.00	0.00
10E050	1130	2300	00	000000	RCES Tuition Reimbursement	0.00	0.00	0.00	0.00	0.00
10E---	1130	2---	--	-----	405,000.00	31,613.33	229,726.40	0.00	0.00	175,273.60
10E050	1130	3190	00	000000	RCHS Purchase Serv	25,000.00	0.00	6,460.00	0.00	18,540.00
10E050	1130	3190	06	000000	RCHS Foreign Lang P/S	845.00	0.00	1,982.40	0.00	-1,137.40
10E050	1130	3190	11	000000	HS Math Purchased Services	0.00	0.00	475.00	0.00	-475.00
10E050	1130	3190	12	000000	RCHS Vocal Music Pur Ser	1,500.00	0.00	800.00	790.23	-90.23
10E050	1130	3190	13	000000	RCHS Science Pur Serv	95.00	0.00	0.00	0.00	95.00
10E050	1130	3190	50	000000	RCHS PE Purchase Serv	0.00	0.00	0.00	0.00	0.00
10E050	1130	3190	60	000000	RCHS Ren Scholarship	1,000.00	0.00	0.00	0.00	1,000.00
10E050	1130	3190	80	000000	RCHS Instr Music Pur Ser	6,025.00	0.00	4,296.63	425.00	1,303.37
10E290	1130	3190	00	290000	JFF Bio Med Purchase Service	0.00	0.00	0.00	0.00	0.00
10E050	1130	3230	00	000000	RCHS Repair/Maint	750.00	0.00	0.00	0.00	750.00
10E050	1130	3230	02	000000	RCHS Art Rep/Maint	0.00	0.00	0.00	0.00	0.00
10E050	1130	3230	13	000000	RCHS Science Rep/Maint	500.00	0.00	0.00	0.00	500.00
10E050	1130	3230	61	000000	RCHS Computer Rep/Maint	2,000.00	0.00	239.00	0.00	1,761.00
10E050	1130	3230	80	000000	RCHS Instr Mus Rep/Maint	3,355.00	0.00	3,460.00	0.00	-105.00
10E050	1130	3240	00	000000	RCHS Copier Repair Only	2,000.00	38.00	294.00	0.00	1,706.00
10E050	1130	3260	00	000000	RCHS Postage	4,000.00	0.00	0.00	0.00	4,000.00

Account Level				2023-24	January 2023-24	2023-24	2023-24	Encumbered	2023-24	
FDTLOC	FUNC	OBJ	SJ	Description	Budget	Monthly Activity	FYTD Activity	Batch Activity	Amount	Available Funds
10E050	1130	3310	80	000000	RCHS Summer Band Trip	1,300.00	0.00	0.00	0.00	1,300.00
10E050	1130	3320	00	000000	RCHS Travel	2,000.00	191.88	191.88	1,250.00	558.12
10E050	1130	3320	12	000000	RCHS Vocal Travel	200.00	0.00	0.00	0.00	200.00
10E050	1130	3320	80	000000	RCHS Band Travel	1,100.00	0.00	0.00	0.00	1,100.00
10E050	1130	3400	00	000000	RCHS Internet	0.00	0.00	0.00	0.00	0.00
10E---	1130	3---	--	-----		51,670.00	229.88	18,198.91	2,465.23	31,005.86
10E050	1130	4100	00	000000	RCHS Gen Clsrm Supplies	10,000.00	170.00	4,031.60	0.00	5,968.40
10E050	1130	4100	02	000000	RCHS Art Supplies	5,400.00	177.01	6,244.06	496.12	-1,340.18
10E050	1130	4100	04	000000	RCHS Yearbook Supplies	1,500.00	0.00	0.00	0.00	1,500.00
10E050	1130	4100	05	000000	RCHS Drama	800.00	0.00	428.26	0.00	371.74
10E050	1130	4100	06	000000	RCHS Foreign Lang Supp	155.00	0.00	160.40	0.00	-9.08
10E050	1130	4100	08	000000	RCHS Health Supplies	245.00	0.00	0.00	0.00	245.00
10E050	1130	4100	11	000000	RCHS Math Supplies	2,900.00	147.98	683.12	1,214.53	1,002.35
10E050	1130	4100	12	000000	RCHS Vocal Music Supp	1,200.00	0.00	1,023.57	270.43	-94.00
10E050	1130	4100	13	000000	RCHS Science Supplies	6,350.00	114.34	1,995.50	95.38	4,259.12
10E050	1130	4100	15	000000	RCHS Social Studies Supp	1,215.00	0.00	606.34	67.32	541.34
10E050	1130	4100	28	000000	RCHS Communications Supp	810.00	0.00	166.32	1,374.86	-731.18
10E050	1130	4100	50	000000	RCHS PE Supplies	3,000.00	97.30	1,259.69	157.90	1,582.41
10E050	1130	4100	60	000000	RCHS Renaissance Supp	3,500.00	0.00	0.00	0.00	3,500.00
10E050	1130	4100	61	000000	RCHS Computer Supplies	5,000.00	449.68	3,517.80	67.69	1,414.51
10E050	1130	4100	80	000000	RCHS Instrum Music Supp	1,215.00	0.00	1,693.01	0.00	-478.01
10E050	1130	4100	90	000000	RCHS Transition	0.00	0.00	0.00	0.00	0.00
10E290	1130	4100	00	290000	JFF Bio Med	0.00	0.00	0.00	0.00	0.00
10E050	1130	4120	00	000000	RCHS Read 180 Supplies	0.00	0.00	0.00	0.00	0.00
10E050	1130	4130	00	000000	RCHS ID Badge Supplies	0.00	0.00	0.00	0.00	0.00
10E050	1130	4140	00	000000	RCHS Temp Badge Supp	0.00	0.00	0.00	0.00	0.00
10E050	1130	4200	00	000000	RCHS New Textbooks	5,000.00	0.00	951.42	0.00	4,048.58
10E050	1130	4210	00	000000	RCHS Replacement Textbks	1,500.00	0.00	0.00	0.00	1,500.00
10E050	1130	4220	00	000000	RCHS Workbooks	5,000.00	0.00	0.00	0.00	5,000.00
10E050	1130	4240	00	000000	RCHS Copier Paper/Toner	2,000.00	0.00	95.60	0.00	1,904.40
10E050	1130	4400	06	000000	RCHS Foreign Language Subscrpt	0.00	0.00	0.00	0.00	0.00
10E050	1130	4700	00	000000	RCHS Software	2,500.00	0.00	0.00	0.00	2,500.00
10E050	1130	4900	00	000000	RCHS Student Locks	0.00	0.00	0.00	0.00	0.00
10E050	1130	4910	00	000000	RCHS PE Uniforms	9,550.00	0.00	6,130.00	0.00	3,420.00
10E---	1130	4---	--	-----		68,840.00	1,156.31	28,986.69	3,747.91	36,105.40
10E050	1130	5500	00	000000	RCHS Equipment	10,000.00	3,495.00	10,726.00	0.00	-726.00
10E050	1130	5500	02	000000	RCHS Art Equipment	2,500.00	0.00	0.00	0.00	2,500.00
10E050	1130	5500	61	000000	RCHS Computer Equipment	2,000.00	0.00	1,719.00	0.00	281.00
10E050	1130	5500	80	000000	RCHS Instru Music Equipment	3,125.00	0.00	1,674.00	2,048.00	-597.00
10E---	1130	5---	--	-----		17,625.00	3,495.00	14,119.00	2,048.00	1,458.00

Account Level					2023-24	January 2023-24	2023-24	2023-24	Encumbered	2023-24
FDTLOC	FUNC	OBJ	SJ	Description	Budget	Monthly Activity	FYTD Activity	Batch Activity	Amount	Available Funds
10E570	1140	1110	00	570000	Reading Improv TA Sal	0.00	0.00	0.00	0.00	0.00
10E---	1140	1---	--	-----	0.00	0.00	0.00	0.00	0.00	0.00
10E570	1140	2200	00	570000	Reading Improv Ins Ben Prior	0.00	0.00	0.00	0.00	0.00
10E---	1140	2---	--	-----	0.00	0.00	0.00	0.00	0.00	0.00
10E570	1140	4200	00	570000	Reading Improv Books	0.00	0.00	0.00	0.00	0.00
10E---	1140	4---	--	-----	0.00	0.00	0.00	0.00	0.00	0.00
10E330	1170	1100	00	330000	Title II Teach Qual Salary	12,500.00	0.00	12,203.68	0.00	296.32
10E530	1170	1100	00	530000	Title II Teach Sal	75,000.00	6,427.34	32,136.70	0.00	42,863.30
10E330	1170	1200	00	330000	Title II sub salary	0.00	0.00	0.00	0.00	0.00
10E530	1170	1200	00	530000	Title II sub salary	0.00	370.00	620.00	0.00	-620.00
10E---	1170	1---	--	-----	87,500.00	6,797.34	44,960.38	0.00	0.00	42,539.62
10E330	1170	2110	00	330000	Title II Teach Qual TRS	1,500.00	0.00	1,374.58	0.00	125.42
10E530	1170	2110	00	530000	Title II Teach TRS	17,500.00	1,475.75	7,367.31	0.00	10,132.69
10E330	1170	2200	00	330000	Title II Teach Qual Ins Benefi	3,100.00	0.00	1,521.92	0.00	1,578.08
10E530	1170	2200	00	530000	Title II Ins Ben	18,300.00	1.92	9.60	0.00	18,290.40
10E---	1170	2---	--	-----	40,400.00	1,477.67	10,273.41	0.00	0.00	30,126.59
10E710	1180	3190	00	710000	Elementary Careers Purchase Se	0.00	0.00	0.00	0.00	0.00
10E---	1180	3---	--	-----	0.00	0.00	0.00	0.00	0.00	0.00
10E710	1180	4100	00	710000	Elementary Career Supplies	2,500.00	0.00	0.00	0.00	2,500.00
10E---	1180	4---	--	-----	2,500.00	0.00	0.00	0.00	0.00	2,500.00
10E140	1203	1100	00	140000	EMH Teacher Sal	0.00	0.00	0.00	0.00	0.00
10E140	1203	1110	00	140000	EMH Aide/Asst Sal	0.00	0.00	0.00	0.00	0.00
10E140	1203	1200	00	140000	EMH Sub Teach Sal	0.00	0.00	0.00	0.00	0.00
10E140	1203	1210	00	140000	EMH Sub Aide/Asst Sal	0.00	0.00	0.00	0.00	0.00
10E---	1203	1---	--	-----	0.00	0.00	0.00	0.00	0.00	0.00
10E140	1203	2110	00	140000	EMH Teacher TRS	0.00	0.00	0.00	0.00	0.00
10E140	1203	2200	00	140000	EMH Insurance Ben	0.00	0.00	0.00	0.00	0.00
10E---	1203	2---	--	-----	0.00	0.00	0.00	0.00	0.00	0.00
10E920	1203	3320	00	920000	EMH Travel	0.00	0.00	0.00	0.00	0.00
10E---	1203	3---	--	-----	0.00	0.00	0.00	0.00	0.00	0.00
10E920	1203	4100	00	920000	EMH Supplies	0.00	0.00	0.00	0.00	0.00
10E920	1203	4200	00	920000	EMH Textbks	0.00	0.00	0.00	0.00	0.00
10E920	1203	4220	00	920000	EMH Workbooks	0.00	0.00	0.00	0.00	0.00
10E---	1203	4---	--	-----	0.00	0.00	0.00	0.00	0.00	0.00
10E920	1203	5500	00	920000	EMH Equipment	0.00	0.00	0.00	0.00	0.00
10E---	1203	5---	--	-----	0.00	0.00	0.00	0.00	0.00	0.00
10E140	1204	1110	00	140000	Prsnl Aide/Asst Sal	295,000.00	25,869.56	150,928.04	0.00	144,071.96
10E140	1204	1200	00	140000		0.00	0.00	0.00	0.00	0.00
10E140	1204	1210	00	140000	Prsnl Aide/Ast Sub Sal	10,000.00	787.50	5,423.25	0.00	4,576.75
10E---	1204	1---	--	-----	305,000.00	26,657.06	156,351.29	0.00	0.00	148,648.71

Account Level				2023-24	January 2023-24	2023-24	2023-24	Encumbered	2023-24	
FDTLOC	FUNC	OBJ	SJ	Description	Budget	Monthly Activity	FYTD Activity	Batch Activity	Amount	Available Funds
10E140	1204	2110	00	140000 Prsnl Aide/Ast TRS	0.00	0.00	5.22	0.00	0.00	-5.22
10E140	1204	2130	00	140000 Prsnl Aide FICA	0.00	0.00	0.00	0.00	0.00	0.00
10E140	1204	2200	00	140000 Prsnl Aide/Ast Ins Ben	46,000.00	3,653.66	20,484.08	0.00	0.00	25,515.92
10E---	1204	2---	--	-----	46,000.00	3,653.66	20,489.30	0.00	0.00	25,510.70
10E920	1204	4100	00	920000 Ind Supp 504 status	500.00	0.00	0.00	0.00	0.00	500.00
10E---	1204	4---	--	-----	500.00	0.00	0.00	0.00	0.00	500.00
10E920	1204	5500	00	920000 Ind Equip 504 Status	1,000.00	0.00	0.00	0.00	0.00	1,000.00
10E---	1204	5---	--	-----	1,000.00	0.00	0.00	0.00	0.00	1,000.00
10E140	1205	1100	00	140000 LD Teacher Sal	210,000.00	19,226.06	145,023.02	0.00	0.00	64,976.98
10E140	1205	1110	00	140000 LD Aide/Asst Sal	0.00	0.00	0.00	0.00	0.00	0.00
10E140	1205	1200	00	140000 LD Sub Teacher Sal	7,000.00	240.00	960.00	0.00	0.00	6,040.00
10E140	1205	1210	00	140000 LD Sub Aide/Asst Sal	0.00	0.00	0.00	0.00	0.00	0.00
10E140	1205	1300	00	140000 Late Stay Salaries	1,500.00	0.00	195.00	0.00	0.00	1,305.00
10E---	1205	1---	--	-----	218,500.00	19,466.06	146,178.02	0.00	0.00	72,321.98
10E140	1205	2110	00	140000 LD Teacher TRS	21,000.00	1,878.60	13,950.97	0.00	0.00	7,049.03
10E140	1205	2200	00	140000 LD Insurance Ben	28,000.00	2,280.00	18,240.00	0.00	0.00	9,760.00
10E---	1205	2---	--	-----	49,000.00	4,158.60	32,190.97	0.00	0.00	16,809.03
10E920	1205	3190	00	920000 LD Speaker Fee	1,300.00	0.00	1,758.75	0.00	0.00	-458.75
10E920	1205	3320	00	920000 LD Travel	625.00	0.00	625.00	0.00	0.00	0.00
10E---	1205	3---	--	-----	1,925.00	0.00	2,383.75	0.00	0.00	-458.75
10E920	1205	4100	00	920000 LD Self Cont Supp	500.00	0.00	45.46	0.00	0.00	454.54
10E920	1205	4110	00	920000 LD Inclusion Supplies	925.00	0.00	128.32	0.00	0.00	796.68
10E920	1205	4200	00	920000 LD Self Cont Txtbks	0.00	0.00	0.00	0.00	0.00	0.00
10E920	1205	4220	00	920000 LD Inclus Wkbks	0.00	0.00	0.00	0.00	0.00	0.00
10E---	1205	4---	--	-----	1,425.00	0.00	173.78	0.00	0.00	1,251.22
10E920	1205	5500	00	920000 LD Equipment	2,000.00	0.00	0.00	0.00	0.00	2,000.00
10E---	1205	5---	--	-----	2,000.00	0.00	0.00	0.00	0.00	2,000.00
10E280	1206	1110	00	280000 Visual Aide Salary	0.00	0.00	0.00	0.00	0.00	0.00
10E280	1206	1210	00	280000 Visual Aide Sub Sal	0.00	0.00	0.00	0.00	0.00	0.00
10E---	1206	1---	--	-----	0.00	0.00	0.00	0.00	0.00	0.00
10E280	1206	2200	00	280000 Visual Aide Ins Ben	0.00	0.00	0.00	0.00	0.00	0.00
10E---	1206	2---	--	-----	0.00	0.00	0.00	0.00	0.00	0.00
10E920	1206	3190	00	920000 Visually Impaired Purch Serv	0.00	0.00	150.00	0.00	0.00	-150.00
10E---	1206	3---	--	-----	0.00	0.00	150.00	0.00	0.00	-150.00
10E920	1206	4100	00	920000 Visual Imp Supplies	500.00	0.00	0.00	0.00	0.00	500.00
10E---	1206	4---	--	-----	500.00	0.00	0.00	0.00	0.00	500.00
10E920	1206	5500	00	920000 Visual Equipment	0.00	0.00	0.00	0.00	0.00	0.00
10E---	1206	5---	--	-----	0.00	0.00	0.00	0.00	0.00	0.00
10E920	1207	3230	00	920000 Hearing Imprd Rep/Maint	500.00	0.00	0.00	0.00	0.00	500.00
10E---	1207	3---	--	-----	500.00	0.00	0.00	0.00	0.00	500.00

Account Level				2023-24	January 2023-24	2023-24	2023-24	Encumbered	2023-24	
FDTLOC	FUNC	OBJ	SJ	Description	Budget	Monthly Activity	FYTD Activity	Batch Activity	Amount	Available Funds
10E920	1207	4100	00	920000	Hearing Imprd Supplies	500.00	0.00	0.00	0.00	500.00
10E---	1207	4---	--	-----	500.00	0.00	0.00	0.00	0.00	500.00
10E920	1207	5500	00	920000	Hearing Equipment	2,000.00	0.00	0.00	0.00	2,000.00
10E---	1207	5---	--	-----	2,000.00	0.00	0.00	0.00	0.00	2,000.00
10E920	1212	4100	00	920000	RCHS ED Supp	300.00	0.00	0.00	0.00	300.00
10E---	1212	4---	--	-----	300.00	0.00	0.00	0.00	0.00	300.00
10E280	1213	1100	00	280000	Homebound Teach Sal	20,000.00	3,270.00	12,982.50	0.00	7,017.50
10E---	1213	1---	--	-----	20,000.00	3,270.00	12,982.50	0.00	0.00	7,017.50
10E280	1213	2110	00	280000	Homebound Teach TRS	2,400.00	299.54	1,292.88	0.00	1,107.12
10E---	1213	2---	--	-----	2,400.00	299.54	1,292.88	0.00	0.00	1,107.12
10E920	1213	3190	00	920000	Homebound Pur Service	0.00	0.00	0.00	0.00	0.00
10E920	1213	3320	00	920000	Homebound Travel	1,000.00	0.00	0.00	0.00	1,000.00
10E---	1213	3---	--	-----	1,000.00	0.00	0.00	0.00	0.00	1,000.00
10E140	1216	1100	00	140000	Autism Cert Sal	0.00	0.00	0.00	0.00	0.00
10E280	1216	1110	00	280000	Autism Aide Sal	25,000.00	2,019.44	13,270.04	0.00	11,729.96
10E140	1216	1200	00	140000		0.00	0.00	0.00	0.00	0.00
10E280	1216	1200	00	280000	Autism Sub Salary	0.00	0.00	0.00	0.00	0.00
10E140	1216	1210	00	140000		0.00	0.00	0.00	0.00	0.00
10E280	1216	1210	00	280000	Autism Sub Aide Sal	0.00	210.00	420.00	0.00	-420.00
10E---	1216	1---	--	-----	25,000.00	2,229.44	13,690.04	0.00	0.00	11,309.96
10E140	1216	2110	00	140000	Autism TRS	0.00	0.00	0.00	0.00	0.00
10E280	1216	2130	00	280000	Autism FICA	0.00	0.00	0.00	0.00	0.00
10E140	1216	2200	00	140000	Autism INS Ben	0.00	0.00	0.00	0.00	0.00
10E280	1216	2200	00	280000	Autism Ins Ben	12.00	0.96	6.72	0.00	5.28
10E---	1216	2---	--	-----	12.00	0.96	6.72	0.00	0.00	5.28
10E880	1216	3190	00	880000	JFF Music Therapy	0.00	0.00	0.00	0.00	0.00
10E920	1216	3190	00	920000	Autism Purchase Serv	750.00	0.00	120.00	0.00	630.00
10E920	1216	3320	00	920000	Autism Travel	1,200.00	0.00	20.22	0.00	1,179.78
10E---	1216	3---	--	-----	1,950.00	0.00	140.22	0.00	0.00	1,809.78
10E920	1216	4100	00	920000	Autism Supplies	1,000.00	0.00	25.15	0.00	974.85
10E920	1216	4220	00	920000	Autism Workbks	0.00	0.00	0.00	0.00	0.00
10E920	1216	4700	00	920000	Mecca Tech-Autism Software	400.00	0.00	0.00	0.00	400.00
10E---	1216	4---	--	-----	1,400.00	0.00	25.15	0.00	0.00	1,374.85
10E920	1216	5500	00	920000	Autism Equipment	500.00	0.00	0.00	0.00	500.00
10E---	1216	5---	--	-----	500.00	0.00	0.00	0.00	0.00	500.00
10E140	1220	1100	00	140000	Cross Cat Teacher Sal	710,000.00	54,132.38	377,887.58	0.00	332,112.42
10E140	1220	1110	00	140000	Cross Cat Aide/Asst Sal	185,000.00	12,407.95	87,816.17	0.00	97,183.83
10E140	1220	1200	00	140000	Cross Cat Sub Teach Sal	13,000.00	920.00	10,255.90	0.00	2,744.10
10E140	1220	1210	00	140000	Cross Cat Sub Aide/Asst Sal	5,000.00	0.00	1,897.50	0.00	3,102.50
10E---	1220	1---	--	-----	913,000.00	67,460.33	477,857.15	0.00	0.00	435,142.85

Account Level				2023-24	January 2023-24	2023-24	2023-24	Encumbered	2023-24		
FDTLOC	FUNC	OBJ	SJ	Description	Budget	Monthly Activity	FYTD Activity	Batch Activity	Amount	Available Funds	
10E140	1220	2110	00	140000	Cross Cat Teacher TRS	80,000.00	6,079.09	42,608.93	0.00	0.00	37,391.07
10E140	1220	2130	00	140000		0.00	0.00	0.00	0.00	0.00	
10E140	1220	2200	00	140000	Cross Cat Insurance Ben	128,000.00	11,275.38	76,528.18	0.00	0.00	51,471.82
10E---	1220	2---	--	-----		208,000.00	17,354.47	119,137.11	0.00	0.00	88,862.89
10E920	1220	3190	00	920000	Cross Cat PUR SERV	1,000.00	0.00	671.89	0.00	0.00	328.11
10E920	1220	3320	00	920000	Cross Cat Travel	1,600.00	0.00	0.00	0.00	0.00	1,600.00
10E---	1220	3---	--	-----		2,600.00	0.00	671.89	0.00	0.00	1,928.11
10E920	1220	4100	00	920000	Cross Cat Supplies	9,000.00	144.79	2,362.80	0.00	682.97	5,954.23
10E920	1220	4100	61	000000	Cross Cat Comp Supp	500.00	0.00	107.97	0.00	0.00	392.03
10E920	1220	4200	00	920000	Cross Cat Textbks	500.00	0.00	159.90	0.00	0.00	340.10
10E920	1220	4220	00	920000	Cross Cat Workbks	200.00	0.00	0.00	0.00	207.31	-7.31
10E920	1220	4700	00	000000	Cross Cat Software	0.00	0.00	0.00	0.00	0.00	0.00
10E---	1220	4---	--	-----		10,200.00	144.79	2,630.67	0.00	890.28	6,679.05
10E920	1220	5500	00	920000	Cross Cat Equipment	0.00	0.00	0.00	0.00	0.00	0.00
10E---	1220	5---	--	-----		0.00	0.00	0.00	0.00	0.00	0.00
10E100	1250	1100	00	100000	Title I Teacher Sal	35,000.00	210.00	40,239.42	0.00	0.00	-5,239.42
10E500	1250	1100	00	500000	Title I Teach Sal Prior	105,000.00	3,983.56	26,546.00	0.00	0.00	78,454.00
10E100	1250	1110	00	100000	Title I Aide/Asst Sal	60,000.00	16,843.66	144,769.27	0.00	0.00	-84,769.27
10E500	1250	1110	00	500000	Title I Aide/Asst Sal Pr	430,000.00	19,196.24	100,748.96	0.00	0.00	329,251.04
10E100	1250	1200	00	100000	Title I Sub Teach Sal	1,000.00	0.00	1,200.00	0.00	0.00	-200.00
10E500	1250	1200	00	500000	Title I Sub	0.00	733.00	2,895.50	0.00	0.00	-2,895.50
10E100	1250	1210	00	100000	Title I Sub Aide/Ast Sal	0.00	640.50	1,898.75	0.00	0.00	-1,898.75
10E500	1250	1210	00	500000	Title I Sub TA Sal	2,000.00	640.50	1,872.50	0.00	0.00	127.50
10E100	1250	1300	00	100000	Title I Tutoring Sal	0.00	0.00	810.00	0.00	0.00	-810.00
10E500	1250	1300	00	500000	Title I Tutor Sal	7,500.00	0.00	682.50	0.00	0.00	6,817.50
10E100	1250	1310	00	100000	Title I N/C Tutoring	1,000.00	0.00	0.00	0.00	0.00	1,000.00
10E500	1250	1310	00	500000	Title I Tutor Aide Sal	1,600.00	0.00	0.00	0.00	0.00	1,600.00
10E---	1250	1---	--	-----		643,100.00	42,247.46	321,662.90	0.00	0.00	321,437.10
10E100	1250	2110	00	100000	Title I Teacher TRS	15,000.00	48.13	9,211.79	0.00	0.00	5,788.21
10E500	1250	2110	00	500000	Title I TRS	24,150.00	882.20	6,096.10	0.00	0.00	18,053.90
10E100	1250	2130	00	100000		0.00	0.00	0.00	0.00	0.00	
10E100	1250	2200	00	100000	Title I Insurance Ben	3,000.00	2,284.32	22,840.80	0.00	0.00	-19,840.80
10E500	1250	2200	00	500000	Title I Ins Ben Prior	56,000.00	1,781.98	9,669.90	0.00	0.00	46,330.10
10E---	1250	2---	--	-----		98,150.00	4,996.63	47,818.59	0.00	0.00	50,331.41
10E100	1250	3190	00	100000	Title I Pur Serv	0.00	0.00	4,979.40	0.00	0.00	-4,979.40
10E500	1250	3190	00	500000	Title I Pur Serv	25,000.00	0.00	1,749.00	0.00	0.00	23,251.00
10E---	1250	3---	--	-----		25,000.00	0.00	6,728.40	0.00	0.00	18,271.60
10E100	1250	4100	00	100000	Title I Supplies	210,000.00	0.00	157,520.19	403.19	26.61	52,050.01
10E500	1250	4100	00	500000	Title I Supp	75,000.00	2,799.07	12,256.20	458.80	298.06	61,986.94
10E---	1250	4---	--	-----		285,000.00	2,799.07	169,776.39	861.99	324.67	114,036.95

FDTLOC	FUNC	OBJ	SJ	Account Level	2023-24	January 2023-24	2023-24	2023-24	Encumbered	2023-24
				Description	Budget	Monthly Activity	FYTD Activity	Batch Activity	Amount	Available Funds
10E100	1250	5500	00	100000	Title Equipment	750.00	0.00	0.00	0.00	750.00
10E---	1250	5---	--	-----	750.00	0.00	0.00	0.00	0.00	750.00
10E360	1275	1100	00	360000	Jump Start Teach Sal	0.00	0.00	0.00	0.00	0.00
10E360	1275	1110	00	360000	Jump Start Aide Sal	0.00	0.00	0.00	0.00	0.00
10E360	1275	1200	00	360000	Jump Start Sub Teach	0.00	0.00	0.00	0.00	0.00
10E360	1275	1210	00	360000	Jump Start Sub Aide Sal	0.00	0.00	0.00	0.00	0.00
10E---	1275	1---	--	-----	0.00	0.00	0.00	0.00	0.00	0.00
10E360	1275	2110	00	360000	Jump Start Teach TRS	0.00	0.00	0.00	0.00	0.00
10E360	1275	2200	00	360000	Jump Start Ins Ben	0.00	0.00	0.00	0.00	0.00
10E---	1275	2---	--	-----	0.00	0.00	0.00	0.00	0.00	0.00
10E360	1275	3190	00	360000	Jump Start Pur Serv	0.00	0.00	0.00	0.00	0.00
10E---	1275	3---	--	-----	0.00	0.00	0.00	0.00	0.00	0.00
10E360	1275	4100	00	360000	Jump Start Supplies	0.00	0.00	0.00	0.00	0.00
10E---	1275	4---	--	-----	0.00	0.00	0.00	0.00	0.00	0.00
10E050	1400	1100	00	000000	RCHS Voc Teach Sal	625,000.00	-23,604.98	280,708.28	0.00	344,291.72
10E390	1400	1100	00	390000	Vocational Tutor-Perki Sal	5,000.00	360.00	2,415.00	0.00	2,585.00
10E480	1400	1100	00	480000	Ag 3 Circles	15,000.00	0.00	5,980.80	0.00	9,019.20
10E490	1400	1100	00	490000	AG Incent Sal	0.00	0.00	0.00	0.00	0.00
10E780	1400	1100	00	780000	CTEI SALARIES	5,000.00	0.00	5,000.00	0.00	0.00
10E050	1400	1110	00	000000	BT Salaries	0.00	0.00	0.00	0.00	0.00
10E050	1400	1200	00	000000	RCHS Voc Sub Teach Sal	12,000.00	130.00	6,530.00	0.00	5,470.00
10E---	1400	1---	--	-----	662,000.00	-23,114.98	300,634.08	0.00	0.00	361,365.92
10E050	1400	2110	00	000000	RCHS Voc TRS	75,000.00	5,788.88	40,676.84	0.00	34,323.16
10E390	1400	2110	00	390000	Perkins TRS	0.00	58.04	378.49	0.00	-378.49
10E480	1400	2110	00	480000	Ag 3 Circles TRS	2,500.00	0.00	673.64	0.00	1,826.36
10E490	1400	2110	00	490000	AG Incent TRS	0.00	0.00	0.00	0.00	0.00
10E390	1400	2130	00	390000		0.00	0.00	0.00	0.00	0.00
10E050	1400	2200	00	000000	RCHS Voc Ins Benefit	65,000.00	3,803.84	29,304.20	0.00	35,695.80
10E390	1400	2200	00	390000	Vocational Tutor Ins Ben	0.00	0.00	0.00	0.00	0.00
10E---	1400	2---	--	-----	142,500.00	9,650.76	71,033.17	0.00	0.00	71,466.83
10E050	1400	3140	00	000000	RCHS OCC Dual Credit Classes	35,000.00	0.00	17,445.00	0.00	17,555.00
10E050	1400	3190	00	000000	RCHS CTEI Grant Pur. Services	0.00	0.00	0.00	0.00	0.00
10E050	1400	3190	01	000000	RCHS Ag Entry Fees	2,200.00	0.00	2,848.00	0.00	-1,020.00
10E050	1400	3190	07	000000	RCHS Health Pur Serv	0.00	0.00	0.00	0.00	0.00
10E050	1400	3190	10	000000	RCHS Inc Occ Pur Serv	0.00	0.00	0.00	0.00	0.00
10E050	1400	3190	14	000000	RCHS Business Services	0.00	0.00	0.00	0.00	0.00
10E230	1400	3190	00	230000	JFF CNA Fees Fingerprint Train	1,500.00	0.00	510.00	0.00	990.00
10E390	1400	3190	00	390000	Perkins Pur Serv	13,320.00	690.00	14,462.40	0.00	-1,832.40
10E490	1400	3190	00	490000	RCHS AG Grant Pur Serv	0.00	0.00	0.00	0.00	0.00
10E780	1400	3190	00	780000	CTEI Pur Serv	15,000.00	855.88	7,868.49	0.00	1,154.59

Account Level					2023-24	January 2023-24	2023-24	2023-24	Encumbered	2023-24
FDTLOC	FUNC	OBJ	SJ	Description	Budget	Monthly Activity	FYTD Activity	Batch Activity	Amount	Available Funds
10E781	1400	3190	00	781000	0.00	0.00	0.00	0.00	0.00	0.00
10E050	1400	3230	00	000000	1,500.00	0.00	0.00	0.00	0.00	1,500.00
10E050	1400	3230	01	000000	100.00	0.00	0.00	0.00	0.00	100.00
10E050	1400	3230	09	000000	0.00	0.00	0.00	0.00	0.00	0.00
10E050	1400	3230	10	000000	0.00	0.00	0.00	0.00	0.00	0.00
10E050	1400	3230	61	000000	0.00	0.00	0.00	0.00	0.00	0.00
10E050	1400	3320	00	000000	0.00	0.00	0.00	0.00	0.00	0.00
10E050	1400	3320	01	000000	3,650.00	0.00	71.38	0.00	0.00	3,578.62
10E050	1400	3320	07	000000	0.00	0.00	0.00	0.00	0.00	0.00
10E050	1400	3320	09	000000	0.00	0.00	0.00	0.00	0.00	0.00
10E050	1400	3320	10	000000	0.00	0.00	0.00	0.00	0.00	0.00
10E050	1400	3320	14	000000	0.00	0.00	0.00	0.00	0.00	0.00
10E390	1400	3320	00	390000	0.00	0.00	0.00	0.00	0.00	0.00
10E540	1400	3320	00	540000	0.00	0.00	0.00	0.00	0.00	0.00
10E780	1400	3320	00	780000	2,491.00	0.00	113.88	0.00	0.00	2,377.12
10E---	1400	3---	--	-----	74,761.00	1,545.88	43,319.15	0.00	2,216.59	29,225.26
10E050	1400	4100	00	000000	0.00	0.00	0.00	0.00	0.00	0.00
10E050	1400	4100	01	000000	12,400.00	106.36	3,504.55	0.00	5,324.72	3,570.73
10E050	1400	4100	07	000000	700.00	0.00	0.00	0.00	332.64	367.36
10E050	1400	4100	09	000000	6,480.00	0.00	47.39	0.00	0.00	6,432.61
10E050	1400	4100	10	000000	0.00	0.00	405.37	0.00	0.00	-405.37
10E050	1400	4100	14	000000	4,100.00	0.00	0.00	0.00	0.00	4,100.00
10E050	1400	4100	61	000000	5,000.00	0.00	0.00	0.00	0.00	5,000.00
10E230	1400	4100	00	230000	500.00	0.00	0.00	0.00	0.00	500.00
10E390	1400	4100	00	390000	1,680.00	0.00	0.00	0.00	0.00	1,680.00
10E490	1400	4100	00	490000	500.00	0.00	0.00	0.00	0.00	500.00
10E540	1400	4100	00	540000	0.00	0.00	0.00	0.00	0.00	0.00
10E730	1400	4100	00	730000	0.00	0.00	531.30	0.00	0.00	-531.30
10E780	1400	4100	00	780000	25,523.00	4,494.77	16,996.20	0.00	4,933.55	3,593.25
10E781	1400	4100	00	781000	5,000.00	0.00	0.00	0.00	0.00	5,000.00
10E050	1400	4110	09	000000	0.00	0.00	0.00	0.00	0.00	0.00
10E050	1400	4200	00	000000	0.00	0.00	1,175.83	0.00	0.00	-1,175.83
10E050	1400	4210	00	000000	1,000.00	0.00	0.00	0.00	0.00	1,000.00
10E050	1400	4220	00	000000	1,000.00	0.00	0.00	0.00	0.00	1,000.00
10E050	1400	4400	00	000000	0.00	0.00	0.00	0.00	0.00	0.00
10E050	1400	4400	01	000000	0.00	0.00	0.00	0.00	0.00	0.00
10E050	1400	4400	09	000000	0.00	0.00	0.00	0.00	0.00	0.00
10E050	1400	4400	10	000000	0.00	0.00	0.00	0.00	0.00	0.00
10E780	1400	4400	00	780000	0.00	0.00	0.00	0.00	0.00	0.00
10E050	1400	4700	00	000000	0.00	0.00	0.00	0.00	0.00	0.00

Account Level				2023-24	January 2023-24	2023-24	2023-24	Encumbered	2023-24	
FDTLOC	FUNC	OBJ	SJ	Description	Budget	Monthly Activity	FYTD Activity	Batch Activity	Amount	Available Funds
10E050	1400	4700	09	000000	RCHS Voc Ed-FACS Dept Software	0.00	0.00	0.00	0.00	0.00
10E780	1400	4700	00	780000	CTEI Software	0.00	1,199.40	3,898.40	0.00	-3,898.40
10E---	1400	4---	--	-----		63,883.00	5,800.53	26,559.04	0.00	10,590.91
10E050	1400	5500	00	000000	RCHS CTEI Grnt Classroom Equip	0.00	0.00	0.00	0.00	0.00
10E050	1400	5500	01	000000	RCHS Ag Equipment	5,100.00	0.00	0.00	0.00	5,100.00
10E050	1400	5500	09	000000	RCHS Home Econ Equip	0.00	0.00	0.00	0.00	0.00
10E050	1400	5500	10	000000	RCHS Ind Occ Equip	0.00	0.00	0.00	0.00	0.00
10E050	1400	5500	14	000000	RCHS Voc Busns Equip	500.00	0.00	0.00	0.00	500.00
10E050	1400	5500	17	000000	RCHS Voc Mod Tech Equip	0.00	0.00	0.00	0.00	0.00
10E050	1400	5500	33	000000	RCHS Voc Ag Welding Equipment	0.00	0.00	0.00	0.00	0.00
10E050	1400	5500	61	000000	RCHS CTEI Computer Equipment	0.00	0.00	0.00	0.00	0.00
10E380	1400	5500	00	380000	Voc Ed Tech Prep Equip	0.00	0.00	0.00	0.00	0.00
10E390	1400	5500	00	390000	Perkins Equip	0.00	0.00	0.00	0.00	0.00
10E490	1400	5500	00	490000	Ag Grant Equip	0.00	0.00	0.00	0.00	0.00
10E540	1400	5500	00	540000	Fed Tech Prep Equip	0.00	0.00	0.00	0.00	0.00
10E780	1400	5500	00	780000	CTEI Equipment	20,342.00	0.00	11,955.99	0.00	8,386.01
10E781	1400	5500	00	781000	PATHWAYS EQUIPMENT	5,000.00	0.00	0.00	0.00	5,000.00
10E---	1400	5---	--	-----		30,942.00	0.00	11,955.99	0.00	18,986.01
10E050	1400	6000	16	000000	RCHS Voc Sale BT house	0.00	0.00	0.00	0.00	0.00
10E050	1400	6400	00	000000	RCHS Dues/Fees	0.00	0.00	0.00	0.00	0.00
10E050	1400	6410	00	000000	RCHS Voc Reg Del Match Fee	3,000.00	0.00	0.00	0.00	3,000.00
10E490	1400	6900	00	490000	Refund Of Ag Grant	0.00	0.00	0.00	0.00	0.00
10E---	1400	6---	--	-----		3,000.00	0.00	0.00	0.00	3,000.00
10E410	1459	1110	00	410000	JROTC Instructor Sal	165,000.00	13,491.26	81,180.24	0.00	83,819.76
10E---	1459	1---	--	-----		165,000.00	13,491.26	81,180.24	0.00	83,819.76
10E410	1459	2130	00	410000		0.00	0.00	0.00	0.00	0.00
10E410	1459	2200	00	410000	JROTC Insurance Ben	24.00	1.92	11.52	0.00	12.48
10E---	1459	2---	--	-----		24.00	1.92	11.52	0.00	12.48
10E050	1500	1100	00	000000	RCHS A D Sal	6,000.00	498.14	3,304.26	0.00	2,695.74
10E---	1500	1---	--	-----		6,000.00	498.14	3,304.26	0.00	2,695.74
10E050	1500	2110	00	000000	RCHS A D TRS	725.00	56.12	394.58	0.00	330.42
10E---	1500	2---	--	-----		725.00	56.12	394.58	0.00	330.42
10E050	1500	3100	00	000000	RCHS Athletic Train/RMH	0.00	0.00	0.00	0.00	0.00
10E050	1500	3190	00	000000	RCHS AD Game/Dance Scrtly	2,000.00	0.00	238.50	0.00	1,761.50
10E050	1500	3230	00	000000	RCHS A D Rep/Maint	500.00	0.00	12.28	0.00	487.72
10E050	1500	3260	00	000000	RCHS A D Postage	200.00	0.00	0.00	0.00	200.00
10E050	1500	3320	00	000000	RCHS A D Travel	800.00	242.50	242.50	0.00	557.50
10E050	1500	3600	00	000000	RCHS AD Printing	0.00	0.00	0.00	0.00	0.00
10E050	1500	3910	00	000000	RCHS A D Playoffs	5,000.00	0.00	1,830.45	0.00	3,169.55
10E---	1500	3---	--	-----		8,500.00	242.50	2,323.73	0.00	6,176.27

Account Level				2023-24	January 2023-24	2023-24	2023-24	Encumbered	2023-24	
FDTLOC	FUNC	OBJ	SJ	Description	Budget	Monthly Activity	FYTD Activity	Batch Activity	Amount	Available Funds
10E050	1500	4100	00 000000	RCHS A D Supplies	1,100.00	0.00	899.37	0.00	0.00	200.63
10E050	1500	4110	00 000000	RCHS A D Awards	800.00	0.00	800.00	0.00	0.00	0.00
10E050	1500	4120	00 000000	RCHS Sport uniforms	0.00	0.00	0.00	0.00	3,560.00	-3,560.00
10E050	1500	4700	00 000000	RCHS AD Software	1,450.00	0.00	2,600.00	0.00	0.00	-1,150.00
10E---	1500	4---	-- -----		3,350.00	0.00	4,299.37	0.00	3,560.00	-4,509.37
10E050	1500	6400	00 000000	RCHS A D Dues/Fees	150.00	0.00	0.00	0.00	0.00	150.00
10E---	1500	6---	-- -----		150.00	0.00	0.00	0.00	0.00	150.00
10E050	1505	1100	00 000000	RCHS FBLA Sponsor Sal	3,000.00	249.08	1,733.56	0.00	0.00	1,266.44
10E---	1505	1---	-- -----		3,000.00	249.08	1,733.56	0.00	0.00	1,266.44
10E050	1505	2110	00 000000	RCHS FBLA Spon TRS	350.00	28.02	195.10	0.00	0.00	154.90
10E---	1505	2---	-- -----		350.00	28.02	195.10	0.00	0.00	154.90
10E050	1509	1100	00 000000	RCHS Pep Club Advisor Sal	1,125.00	0.00	0.00	0.00	0.00	1,125.00
10E---	1509	1---	-- -----		1,125.00	0.00	0.00	0.00	0.00	1,125.00
10E050	1509	2110	00 000000	RCHS Pep Club TRS	140.00	0.00	0.00	0.00	0.00	140.00
10E---	1509	2---	-- -----		140.00	0.00	0.00	0.00	0.00	140.00
10E050	1510	1100	00 000000	RCHS Cheerldr Spons Sal	5,900.00	0.00	3,079.20	0.00	0.00	2,820.80
10E---	1510	1---	-- -----		5,900.00	0.00	3,079.20	0.00	0.00	2,820.80
10E050	1510	2110	00 000000	RCHS Cheerldr Spons TRS	0.00	0.00	0.00	0.00	0.00	0.00
10E050	1510	2200	00 000000		0.00	0.00	0.00	0.00	0.00	0.00
10E---	1510	2---	-- -----		0.00	0.00	0.00	0.00	0.00	0.00
10E050	1510	3190	00 000000	RCHS Cheerldr Part Exp	500.00	0.00	450.00	0.00	0.00	50.00
10E050	1510	3320	00 000000	RCHS Cheerldr Travel	0.00	0.00	0.00	0.00	0.00	0.00
10E---	1510	3---	-- -----		500.00	0.00	450.00	0.00	0.00	50.00
10E050	1510	4100	00 000000	RCHS Cheerldr Supplies	230.00	0.00	230.00	0.00	0.00	0.00
10E---	1510	4---	-- -----		230.00	0.00	230.00	0.00	0.00	0.00
10E050	1511	1100	00 000000	RCHS Golf Coach Sal	5,250.00	0.00	5,680.53	0.00	0.00	-430.53
10E050	1511	1110	00 000000	RCHS Golf Non Cert	0.00	0.00	-409.50	0.00	0.00	409.50
10E---	1511	1---	-- -----		5,250.00	0.00	5,271.03	0.00	0.00	-21.03
10E050	1511	2110	00 000000	RCHS Golf Coach TRS	625.00	0.00	589.14	0.00	0.00	35.86
10E050	1511	2120	00 000000	RCHS Golf IMRF	0.00	0.00	-40.50	0.00	0.00	40.50
10E---	1511	2---	-- -----		625.00	0.00	548.64	0.00	0.00	76.36
10E050	1511	3190	00 000000	RCHS Golf Part Exp	2,100.00	0.00	1,581.00	0.00	0.00	519.00
10E050	1511	3320	00 000000	RCHS Golf Trav	0.00	0.00	0.00	0.00	0.00	0.00
10E---	1511	3---	-- -----		2,100.00	0.00	1,581.00	0.00	0.00	519.00
10E050	1511	4100	00 000000	RCHS Golf Supplies	255.00	0.00	242.00	0.00	0.00	13.00
10E---	1511	4---	-- -----		255.00	0.00	242.00	0.00	0.00	13.00
10E050	1512	1100	00 000000	RCHS X-Country Sal	7,200.00	0.00	7,098.59	0.00	0.00	101.41
10E050	1512	1120	00 000000	RCHS X-Country Workers	1,300.00	0.00	3,531.00	0.00	0.00	-2,231.00
10E---	1512	1---	-- -----		8,500.00	0.00	10,629.59	0.00	0.00	-2,129.59
10E050	1512	2110	00 000000	RCHS X-Country TRS	875.00	0.00	1,237.34	0.00	0.00	-362.34

Account Level				2023-24	January 2023-24	2023-24	2023-24	Encumbered	2023-24	
FDTLOC	FUNC	OBJ	SJ	Description	Budget	Monthly Activity	FYTD Activity	Batch Activity	Amount	Available Funds
10E---	1512	2---	--	-----	875.00	0.00	1,237.34	0.00	0.00	-362.34
10E050	1512	3190	00	000000	900.00	0.00	580.00	0.00	0.00	320.00
10E050	1512	3320	00	000000	0.00	0.00	0.00	0.00	0.00	0.00
10E---	1512	3---	--	-----	900.00	0.00	580.00	0.00	0.00	320.00
10E050	1512	4100	00	000000	255.00	0.00	255.00	0.00	0.00	0.00
10E---	1512	4---	--	-----	255.00	0.00	255.00	0.00	0.00	0.00
10E050	1513	1100	00	000000	0.00	0.00	0.00	0.00	0.00	0.00
10E---	1513	1---	--	-----	0.00	0.00	0.00	0.00	0.00	0.00
10E050	1513	2110	00	000000	0.00	0.00	0.00	0.00	0.00	0.00
10E050	1513	2200	00	000000	0.00	0.00	0.00	0.00	0.00	0.00
10E---	1513	2---	--	-----	0.00	0.00	0.00	0.00	0.00	0.00
10E050	1513	4100	00	000000	0.00	0.00	0.00	0.00	0.00	0.00
10E---	1513	4---	--	-----	0.00	0.00	0.00	0.00	0.00	0.00
10E050	1520	1100	00	000000	3,700.00	0.00	3,695.04	0.00	0.00	4.96
10E---	1520	1---	--	-----	3,700.00	0.00	3,695.04	0.00	0.00	4.96
10E050	1520	2110	00	000000	0.00	0.00	0.00	0.00	0.00	0.00
10E---	1520	2---	--	-----	0.00	0.00	0.00	0.00	0.00	0.00
10E050	1520	3190	00	000000	150.00	0.00	110.00	0.00	0.00	40.00
10E050	1520	3320	00	000000	0.00	0.00	0.00	0.00	0.00	0.00
10E---	1520	3---	--	-----	150.00	0.00	110.00	0.00	0.00	40.00
10E050	1520	4100	00	000000	215.00	0.00	291.95	0.00	0.00	-76.95
10E---	1520	4---	--	-----	215.00	0.00	291.95	0.00	0.00	-76.95
10E050	1521	1100	00	000000	7,600.00	0.00	8,171.91	0.00	0.00	-571.91
10E050	1521	1120	00	000000	525.00	0.00	639.00	0.00	0.00	-114.00
10E---	1521	1---	--	-----	8,125.00	0.00	8,810.91	0.00	0.00	-685.91
10E050	1521	2110	00	000000	550.00	0.00	537.28	0.00	0.00	12.72
10E---	1521	2---	--	-----	550.00	0.00	537.28	0.00	0.00	12.72
10E050	1521	3100	00	000000	900.00	0.00	1,280.00	0.00	0.00	-380.00
10E050	1521	3190	00	000000	1,000.00	0.00	640.00	0.00	0.00	360.00
10E050	1521	3320	00	000000	0.00	0.00	0.00	0.00	0.00	0.00
10E---	1521	3---	--	-----	1,900.00	0.00	1,920.00	0.00	0.00	-20.00
10E050	1521	4100	00	000000	680.00	0.00	680.00	0.00	701.82	-701.82
10E---	1521	4---	--	-----	680.00	0.00	680.00	0.00	701.82	-701.82
10E050	1521	5400	00	000000	0.00	0.00	0.00	0.00	0.00	0.00
10E050	1521	5500	00	000000	0.00	0.00	0.00	0.00	0.00	0.00
10E---	1521	5---	--	-----	0.00	0.00	0.00	0.00	0.00	0.00
10E050	1522	1100	00	000000	16,000.00	54.00	235.50	0.00	0.00	15,764.50
10E050	1522	1120	00	000000	1,500.00	0.00	324.00	0.00	0.00	1,176.00
10E---	1522	1---	--	-----	17,500.00	54.00	559.50	0.00	0.00	16,940.50
10E050	1522	2110	00	000000	1,450.00	0.00	14.36	0.00	0.00	1,435.64

Account Level				2023-24	January 2023-24	2023-24	2023-24	Encumbered	2023-24	
FDTLOC	FUNC	OBJ	SJ	Description	Budget	Monthly Activity	FYTD Activity	Batch Activity	Amount	Available Funds
10E---	1522	2---	--	-----	1,450.00	0.00	14.36	0.00	0.00	1,435.64
10E050	1522	3100	00	000000	3,540.00	1,245.00	2,010.00	0.00	0.00	1,530.00
10E050	1522	3190	00	000000	600.00	296.50	296.50	0.00	0.00	303.50
10E050	1522	3320	00	000000	0.00	0.00	0.00	0.00	0.00	0.00
10E---	1522	3---	--	-----	4,140.00	1,541.50	2,306.50	0.00	0.00	1,833.50
10E050	1522	4100	00	000000	1,275.00	0.00	1,275.00	0.00	0.00	0.00
10E---	1522	4---	--	-----	1,275.00	0.00	1,275.00	0.00	0.00	0.00
10E050	1523	1100	00	000000	8,710.00	0.00	0.00	0.00	0.00	8,710.00
10E050	1523	1120	00	000000	600.00	0.00	162.00	0.00	0.00	438.00
10E---	1523	1---	--	-----	9,310.00	0.00	162.00	0.00	0.00	9,148.00
10E050	1523	2110	00	000000	650.00	0.00	0.00	0.00	0.00	650.00
10E---	1523	2---	--	-----	650.00	0.00	0.00	0.00	0.00	650.00
10E050	1523	3100	00	000000	200.00	0.00	0.00	0.00	0.00	200.00
10E050	1523	3190	00	000000	600.00	0.00	0.00	0.00	0.00	600.00
10E050	1523	3320	00	000000	0.00	0.00	0.00	0.00	0.00	0.00
10E---	1523	3---	--	-----	800.00	0.00	0.00	0.00	0.00	800.00
10E050	1523	4100	00	000000	640.00	0.00	0.00	0.00	199.27	440.73
10E---	1523	4---	--	-----	640.00	0.00	0.00	0.00	199.27	440.73
10E050	1524	1100	00	000000	9,925.00	0.00	0.00	0.00	0.00	9,925.00
10E---	1524	1---	--	-----	9,925.00	0.00	0.00	0.00	0.00	9,925.00
10E050	1524	2110	00	000000	1,200.00	0.00	0.00	0.00	0.00	1,200.00
10E---	1524	2---	--	-----	1,200.00	0.00	0.00	0.00	0.00	1,200.00
10E050	1524	3100	00	000000	4,440.00	0.00	0.00	0.00	0.00	4,440.00
10E050	1524	3190	00	000000	180.00	0.00	0.00	0.00	0.00	180.00
10E050	1524	3320	00	000000	0.00	0.00	0.00	0.00	0.00	0.00
10E---	1524	3---	--	-----	4,620.00	0.00	0.00	0.00	0.00	4,620.00
10E050	1524	4100	00	000000	1,275.00	0.00	0.00	0.00	0.00	1,275.00
10E---	1524	4---	--	-----	1,275.00	0.00	0.00	0.00	0.00	1,275.00
10E050	1525	1100	00	000000	8,425.00	0.00	0.00	0.00	0.00	8,425.00
10E050	1525	1120	00	000000	0.00	0.00	0.00	0.00	0.00	0.00
10E---	1525	1---	--	-----	8,425.00	0.00	0.00	0.00	0.00	8,425.00
10E050	1525	2110	00	000000	0.00	0.00	0.00	0.00	0.00	0.00
10E---	1525	2---	--	-----	0.00	0.00	0.00	0.00	0.00	0.00
10E050	1525	3100	00	000000	1,800.00	0.00	0.00	0.00	0.00	1,800.00
10E050	1525	3190	00	000000	500.00	0.00	0.00	0.00	0.00	500.00
10E050	1525	3320	00	000000	0.00	0.00	0.00	0.00	0.00	0.00
10E---	1525	3---	--	-----	2,300.00	0.00	0.00	0.00	0.00	2,300.00
10E050	1525	4100	00	000000	890.00	0.00	0.00	0.00	0.00	890.00
10E---	1525	4---	--	-----	890.00	0.00	0.00	0.00	0.00	890.00
10E050	1530	1100	00	000000	5,750.00	0.00	0.00	0.00	0.00	5,750.00

Account Level				2023-24	January 2023-24	2023-24	2023-24	Encumbered	2023-24	
FDTLOC	FUNC	OBJ	SJ	Description	Budget	Monthly Activity	FYTD Activity	Batch Activity	Amount	Available Funds
10E---	1530	1---	--	-----	5,750.00	0.00	0.00	0.00	0.00	5,750.00
10E050	1530	2110	00	000000	0.00	0.00	0.00	0.00	0.00	0.00
10E---	1530	2---	--	-----	0.00	0.00	0.00	0.00	0.00	0.00
10E050	1530	3190	00	000000	250.00	0.00	0.00	0.00	0.00	250.00
10E050	1530	3320	00	000000	0.00	0.00	0.00	0.00	0.00	0.00
10E---	1530	3---	--	-----	250.00	0.00	0.00	0.00	0.00	250.00
10E050	1530	4100	00	000000	215.00	0.00	0.00	0.00	0.00	215.00
10E---	1530	4---	--	-----	215.00	0.00	0.00	0.00	0.00	215.00
10E050	1531	1100	00	000000	23,200.00	0.00	23,095.14	0.00	0.00	104.86
10E050	1531	1120	00	000000	3,000.00	229.50	1,829.06	0.00	0.00	1,170.94
10E---	1531	1---	--	-----	26,200.00	229.50	24,924.20	0.00	0.00	1,275.80
10E050	1531	2110	00	000000	1,850.00	0.00	1,913.58	0.00	0.00	-63.58
10E---	1531	2---	--	-----	1,850.00	0.00	1,913.58	0.00	0.00	-63.58
10E050	1531	3100	00	000000	3,520.00	0.00	3,228.00	0.00	0.00	292.00
10E050	1531	3190	00	000000	900.00	0.00	414.00	0.00	0.00	486.00
10E050	1531	3230	00	000000	6,000.00	0.00	11,077.83	0.00	0.00	-5,077.83
10E050	1531	3320	00	000000	0.00	0.00	0.00	0.00	0.00	0.00
10E050	1531	3800	00	000000	0.00	0.00	0.00	0.00	0.00	0.00
10E---	1531	3---	--	-----	10,420.00	0.00	14,719.83	0.00	0.00	-4,299.83
10E050	1531	4100	00	000000	4,700.00	0.00	4,700.00	0.00	41.99	-41.99
10E---	1531	4---	--	-----	4,700.00	0.00	4,700.00	0.00	41.99	-41.99
10E050	1532	1100	00	000000	16,150.00	0.00	0.00	0.00	0.00	16,150.00
10E050	1532	1120	00	000000	3,100.00	22.50	126.00	0.00	0.00	2,974.00
10E050	1532	1200	00	000000	0.00	0.00	0.00	0.00	0.00	0.00
10E---	1532	1---	--	-----	19,250.00	22.50	126.00	0.00	0.00	19,124.00
10E050	1532	2110	00	000000	1,950.00	0.00	0.00	0.00	0.00	1,950.00
10E---	1532	2---	--	-----	1,950.00	0.00	0.00	0.00	0.00	1,950.00
10E050	1532	3100	00	000000	4,140.00	1,395.00	1,395.00	0.00	0.00	2,745.00
10E050	1532	3190	00	000000	650.00	0.00	0.00	0.00	0.00	650.00
10E050	1532	3320	00	000000	0.00	0.00	0.00	0.00	0.00	0.00
10E---	1532	3---	--	-----	4,790.00	1,395.00	1,395.00	0.00	0.00	3,395.00
10E050	1532	4100	00	000000	1,275.00	0.00	1,140.01	0.00	0.00	134.99
10E---	1532	4---	--	-----	1,275.00	0.00	1,140.01	0.00	0.00	134.99
10E050	1533	1100	00	000000	8,425.00	0.00	500.00	0.00	0.00	7,925.00
10E050	1533	1110	00	000000	600.00	0.00	-500.00	0.00	0.00	1,100.00
10E---	1533	1---	--	-----	9,025.00	0.00	0.00	0.00	0.00	9,025.00
10E050	1533	2110	00	000000	1,000.00	0.00	0.00	0.00	0.00	1,000.00
10E---	1533	2---	--	-----	1,000.00	0.00	0.00	0.00	0.00	1,000.00
10E050	1533	3100	00	000000	200.00	0.00	0.00	0.00	0.00	200.00
10E050	1533	3190	00	000000	1,650.00	0.00	0.00	0.00	0.00	1,650.00

Account Level				2023-24	January 2023-24	2023-24	2023-24	Encumbered	2023-24	
FDTLOC	FUNC	OBJ	SJ	Description	Budget	Monthly Activity	FYTD Activity	Batch Activity	Amount	Available Funds
10E050	1533	3320	00 000000	RCHS Boys Track Travel	0.00	0.00	0.00	0.00	0.00	0.00
10E---	1533	3---	--		1,850.00	0.00	0.00	0.00	0.00	1,850.00
10E050	1533	4100	00 000000	RCHS Boys Track Supplies	640.00	0.00	0.00	0.00	308.49	331.51
10E---	1533	4---	--		640.00	0.00	0.00	0.00	308.49	331.51
10E050	1533	5500	00 000000	RCHS Boys Track Equipment	0.00	0.00	0.00	0.00	0.00	0.00
10E---	1533	5---	--		0.00	0.00	0.00	0.00	0.00	0.00
10E050	1534	1100	00 000000	RCHS Boys Baseball Cch Sal	9,500.00	0.00	0.00	0.00	0.00	9,500.00
10E050	1534	1120	00 000000	RCHS Baseball Workers	700.00	0.00	279.00	0.00	0.00	421.00
10E---	1534	1---	--		10,200.00	0.00	279.00	0.00	0.00	9,921.00
10E050	1534	2110	00 000000	RCHS Boys Baseball TRS	1,150.00	0.00	11.15	0.00	0.00	1,138.85
10E---	1534	2---	--		1,150.00	0.00	11.15	0.00	0.00	1,138.85
10E050	1534	3100	00 000000	RCHS Boys Baseball Official	4,100.00	0.00	0.00	0.00	0.00	4,100.00
10E050	1534	3190	00 000000	RCHS Boys Baseball Part Exp	0.00	0.00	0.00	0.00	0.00	0.00
10E050	1534	3320	00 000000	RCHS Boys Baseball Travel	0.00	0.00	0.00	0.00	0.00	0.00
10E---	1534	3---	--		4,100.00	0.00	0.00	0.00	0.00	4,100.00
10E050	1534	4100	00 000000	RCHS Boys Baseball Supplies	1,875.00	1,499.25	1,499.25	0.00	0.00	375.75
10E---	1534	4---	--		1,875.00	1,499.25	1,499.25	0.00	0.00	375.75
10E050	1536	1100	00 000000	RCHS Soccer Coach Sal	8,500.00	0.00	8,416.48	0.00	0.00	83.52
10E---	1536	1---	--		8,500.00	0.00	8,416.48	0.00	0.00	83.52
10E050	1536	2110	00 000000	RCHS Soccer Coach TRS	0.00	0.00	0.00	0.00	0.00	0.00
10E---	1536	2---	--		0.00	0.00	0.00	0.00	0.00	0.00
10E050	1536	3100	00 000000	RCHS Soccer Officials	2,250.00	0.00	1,990.00	0.00	0.00	260.00
10E050	1536	3190	00 000000	RCHS Soccer Part Exp	500.00	0.00	225.00	0.00	0.00	275.00
10E050	1536	3320	00 000000	RCHS Soccer Travel	0.00	0.00	0.00	0.00	0.00	0.00
10E---	1536	3---	--		2,750.00	0.00	2,215.00	0.00	0.00	535.00
10E050	1536	4100	00 000000	RCHS Soccer Supplies	1,020.00	0.00	372.21	0.00	0.00	647.79
10E---	1536	4---	--		1,020.00	0.00	372.21	0.00	0.00	647.79
10E050	1537	1100	00 000000	RCHS Bass Fishing Coach Sal	2,875.00	0.00	0.00	0.00	0.00	2,875.00
10E---	1537	1---	--		2,875.00	0.00	0.00	0.00	0.00	2,875.00
10E050	1537	3190	00 000000	Bass Fishing Particip Expenses	300.00	0.00	0.00	0.00	0.00	300.00
10E---	1537	3---	--		300.00	0.00	0.00	0.00	0.00	300.00
10E040	1540	1100	00 000000	RCMS A D Sal	3,000.00	249.08	1,611.50	0.00	0.00	1,388.50
10E---	1540	1---	--		3,000.00	249.08	1,611.50	0.00	0.00	1,388.50
10E040	1540	2110	00 000000	RCMS A D TRS	375.00	28.06	181.54	0.00	0.00	193.46
10E040	1540	2200	00 000000		0.00	0.00	0.00	0.00	0.00	0.00
10E---	1540	2---	--		375.00	28.06	181.54	0.00	0.00	193.46
10E040	1540	3190	00 000000	RCMS AD Pur Serv	250.00	0.00	15.00	0.00	0.00	235.00
10E040	1540	3320	00 000000	RCMS A D Travel	700.00	0.00	0.00	0.00	151.59	548.41
10E040	1540	3910	00 000000	RCMS A D State Plyoffs	365.00	0.00	0.00	0.00	0.00	365.00
10E---	1540	3---	--		1,315.00	0.00	15.00	0.00	151.59	1,148.41

Account Level				2023-24	January 2023-24	2023-24	2023-24	Encumbered	2023-24	
FDTLOC	FUNC	OBJ	SJ	Description	Budget	Monthly Activity	FYTD Activity	Batch Activity	Amount	Available Funds
10E040	1540	4100	00 000000	RCMS A D Supplies	305.00	0.00	212.36	0.00	0.00	92.64
10E040	1540	4110	00 000000	RCMS A D Awards	1,700.00	0.00	319.70	0.00	102.50	1,277.80
10E040	1540	4120	00 000000	RCMS Athletic Uniforms	2,000.00	0.00	0.00	0.00	0.00	2,000.00
10E---	1540	4---	-- -----		4,005.00	0.00	532.06	0.00	102.50	3,370.44
10E040	1540	6400	00 000000	RCMS A D Dues/Fees	1,200.00	0.00	1,190.00	0.00	0.00	10.00
10E---	1540	6---	-- -----		1,200.00	0.00	1,190.00	0.00	0.00	10.00
10E040	1550	1100	00 000000	RCMS Chrlldr Spons Sal	4,200.00	0.00	0.00	0.00	0.00	4,200.00
10E---	1550	1---	-- -----		4,200.00	0.00	0.00	0.00	0.00	4,200.00
10E040	1550	2110	00 000000	RCMS Chrlldr Spons TRS	0.00	0.00	0.00	0.00	0.00	0.00
10E---	1550	2---	-- -----		0.00	0.00	0.00	0.00	0.00	0.00
10E040	1550	3190	00 000000	RCMS Chrlldr Part Exp	0.00	0.00	0.00	0.00	0.00	0.00
10E040	1550	3320	00 000000	RCMS Chrlldr Travel	0.00	0.00	0.00	0.00	0.00	0.00
10E---	1550	3---	-- -----		0.00	0.00	0.00	0.00	0.00	0.00
10E040	1550	4100	00 000000	RCMS Chrlldr Supplies	500.00	0.00	517.45	0.00	0.00	-17.45
10E---	1550	4---	-- -----		500.00	0.00	517.45	0.00	0.00	-17.45
10E040	1550	6400	00 000000	RCMS Chrlldr Dues/Fees	0.00	0.00	0.00	0.00	0.00	0.00
10E---	1550	6---	-- -----		0.00	0.00	0.00	0.00	0.00	0.00
10E040	1551	1100	00 000000	RCMS X-Country Coach Sal	3,800.00	0.00	4,321.10	0.00	0.00	-521.10
10E040	1551	1120	00 000000	RCMS X-Country Wrk Sal	1,000.00	0.00	567.00	0.00	0.00	433.00
10E---	1551	1---	-- -----		4,800.00	0.00	4,888.10	0.00	0.00	-88.10
10E040	1551	2110	00 000000	RCMS X-Country Coach TRS	450.00	0.00	549.85	0.00	0.00	-99.85
10E---	1551	2---	-- -----		450.00	0.00	549.85	0.00	0.00	-99.85
10E040	1551	3100	00 000000	MS Cross Country Officials	100.00	0.00	0.00	0.00	0.00	100.00
10E040	1551	3190	00 000000	RCMS X-Country Part Exp	150.00	0.00	299.00	0.00	0.00	-149.00
10E040	1551	3320	00 000000	RCMS X-Country Travel	0.00	0.00	0.00	0.00	0.00	0.00
10E---	1551	3---	-- -----		250.00	0.00	299.00	0.00	0.00	-49.00
10E040	1551	4100	00 000000	RCMS X-Country Supplies	500.00	0.00	618.43	0.00	0.00	-118.43
10E---	1551	4---	-- -----		500.00	0.00	618.43	0.00	0.00	-118.43
10E040	1551	6400	00 000000	RCMS X-Country Dues/Fees	0.00	0.00	0.00	0.00	0.00	0.00
10E---	1551	6---	-- -----		0.00	0.00	0.00	0.00	0.00	0.00
10E040	1552	1100	00 000000	RCMS Baseball Coaches Salary	2,350.00	0.00	2,629.35	0.00	0.00	-279.35
10E---	1552	1---	-- -----		2,350.00	0.00	2,629.35	0.00	0.00	-279.35
10E040	1552	2110	00 000000	RCMS Baseball Coaches TRS	285.00	0.00	271.69	0.00	0.00	13.31
10E---	1552	2---	-- -----		285.00	0.00	271.69	0.00	0.00	13.31
10E040	1552	3100	00 000000	RCMS Baseball Officialals	1,000.00	0.00	1,100.00	0.00	0.00	-100.00
10E040	1552	3190	00 000000	RCMS Baseball Particip Expense	750.00	0.00	0.00	0.00	0.00	750.00
10E040	1552	3320	00 000000	RCMS Baseball Travel	0.00	0.00	0.00	0.00	0.00	0.00
10E---	1552	3---	-- -----		1,750.00	0.00	1,100.00	0.00	0.00	650.00
10E040	1552	4100	00 000000	RCMS Baseball Supplies	1,250.00	0.00	1,219.60	0.00	0.00	30.40
10E---	1552	4---	-- -----		1,250.00	0.00	1,219.60	0.00	0.00	30.40

Account Level				2023-24	January 2023-24	2023-24	2023-24	Encumbered	2023-24	
FDTLOC	FUNC	OBJ	SJ	Description	Budget	Monthly Activity	FYTD Activity	Batch Activity	Amount	Available Funds
10E040	1552	5500	00 000000	RCMS Baseball Equipment	750.00	0.00	0.00	0.00	0.00	750.00
10E---	1552	5---	-- -----		750.00	0.00	0.00	0.00	0.00	750.00
10E040	1553	1100	00 000000	RCMS Softball Coaches Salary	2,250.00	0.00	2,353.17	0.00	0.00	-103.17
10E---	1553	1---	-- -----		2,250.00	0.00	2,353.17	0.00	0.00	-103.17
10E040	1553	2110	00 000000	RCMS Softball Coaches TRS	270.00	0.00	264.88	0.00	0.00	5.12
10E---	1553	2---	-- -----		270.00	0.00	264.88	0.00	0.00	5.12
10E040	1553	3100	00 000000	RCMS Softball Officials	1,000.00	0.00	1,100.00	0.00	0.00	-100.00
10E040	1553	3190	00 000000	RCMS Softball Particip Expense	750.00	0.00	200.00	0.00	0.00	550.00
10E040	1553	3320	00 000000	RCMS Softball Travel	0.00	0.00	0.00	0.00	0.00	0.00
10E---	1553	3---	-- -----		1,750.00	0.00	1,300.00	0.00	0.00	450.00
10E040	1553	4100	00 000000	RCMS Softball Supplies	1,250.00	0.00	769.80	0.00	0.00	480.20
10E---	1553	4---	-- -----		1,250.00	0.00	769.80	0.00	0.00	480.20
10E040	1553	5500	00 000000	RCMS Softball Equipment	750.00	0.00	0.00	0.00	0.00	750.00
10E---	1553	5---	-- -----		750.00	0.00	0.00	0.00	0.00	750.00
10E040	1560	1100	00 000000	RCMS Girls Basketball Cch Sal	7,800.00	7,555.24	7,825.24	0.00	0.00	-25.24
10E040	1560	1120	00 000000	RCMS Girls Basketball Wrks Sal	1,500.00	427.50	468.00	0.00	0.00	1,032.00
10E---	1560	1---	-- -----		9,300.00	7,982.74	8,293.24	0.00	0.00	1,006.76
10E040	1560	2110	00 000000	RCMS Girls Basketball Coach TR	525.00	511.07	511.07	0.00	0.00	13.93
10E040	1560	2130	00 000000		0.00	0.00	0.00	0.00	0.00	0.00
10E---	1560	2---	-- -----		525.00	511.07	511.07	0.00	0.00	13.93
10E040	1560	3100	00 000000	RCMS Girls Basketball Official	2,500.00	600.00	1,050.00	0.00	0.00	1,450.00
10E040	1560	3190	00 000000	RCMS Girls Basketball Part Exp	0.00	0.00	0.00	0.00	0.00	0.00
10E040	1560	3320	00 000000	RCMS Girls Basketball Travel	0.00	0.00	0.00	0.00	0.00	0.00
10E---	1560	3---	-- -----		2,500.00	600.00	1,050.00	0.00	0.00	1,450.00
10E040	1560	4100	00 000000	RCMS Girls Basketball Supplies	1,250.00	0.00	0.00	0.00	0.00	1,250.00
10E---	1560	4---	-- -----		1,250.00	0.00	0.00	0.00	0.00	1,250.00
10E040	1560	5400	00 000000	RCMS Girls Basketball Equip	0.00	0.00	0.00	0.00	0.00	0.00
10E---	1560	5---	-- -----		0.00	0.00	0.00	0.00	0.00	0.00
10E040	1560	6400	00 000000	RCMS Girls Basktbball Due/Fees	100.00	0.00	0.00	0.00	0.00	100.00
10E---	1560	6---	-- -----		100.00	0.00	0.00	0.00	0.00	100.00
10E040	1561	1100	00 000000	RCMS Volleybl Coach Sal	6,400.00	0.00	0.00	0.00	0.00	6,400.00
10E040	1561	1120	00 000000	RCMS Volleybl Gm Wrk Sal	750.00	0.00	72.00	0.00	0.00	678.00
10E---	1561	1---	-- -----		7,150.00	0.00	72.00	0.00	0.00	7,078.00
10E040	1561	2110	00 000000	RCMS Volleybl Coach TRS	1,650.00	0.00	0.00	0.00	0.00	1,650.00
10E040	1561	2130	00 000000		0.00	0.00	0.00	0.00	0.00	0.00
10E---	1561	2---	-- -----		1,650.00	0.00	0.00	0.00	0.00	1,650.00
10E040	1561	3100	00 000000	RCMS Volleybl Officials	1,100.00	0.00	0.00	0.00	0.00	1,100.00
10E040	1561	3190	00 000000	RCMS Volleybl Part Exp	700.00	0.00	0.00	0.00	0.00	700.00
10E040	1561	3320	00 000000	RCMS Volleybl Travel	0.00	0.00	0.00	0.00	0.00	0.00
10E---	1561	3---	-- -----		1,800.00	0.00	0.00	0.00	0.00	1,800.00

Account Level				2023-24	January 2023-24	2023-24	2023-24	Encumbered	2023-24	
FDTLOC	FUNC	OBJ	SJ	Description	Budget	Monthly Activity	FYTD Activity	Batch Activity	Amount	Available Funds
10E040	1561	4100	00 000000	RCMS Volleybl Supplies	500.00	0.00	0.00	0.00	0.00	500.00
10E---	1561	4---	-- -----		500.00	0.00	0.00	0.00	0.00	500.00
10E040	1561	6400	00 000000	RCMS Volleybl Dues/Fees	0.00	0.00	0.00	0.00	0.00	0.00
10E---	1561	6---	-- -----		0.00	0.00	0.00	0.00	0.00	0.00
10E040	1562	1100	00 000000	RCMS Grls Trk Coach Sal	4,550.00	0.00	0.00	0.00	0.00	4,550.00
10E---	1562	1---	-- -----		4,550.00	0.00	0.00	0.00	0.00	4,550.00
10E040	1562	2110	00 000000	RCMS Grls Trk Cch TRS	0.00	0.00	0.00	0.00	0.00	0.00
10E---	1562	2---	-- -----		0.00	0.00	0.00	0.00	0.00	0.00
10E040	1562	3100	00 000000	RCMS Grls Trk Officials	300.00	0.00	0.00	0.00	0.00	300.00
10E040	1562	3190	00 000000	RCMS Girls Track Part Exp	0.00	0.00	0.00	0.00	0.00	0.00
10E040	1562	3320	00 000000	RCMS Grls Trk Travel	0.00	0.00	0.00	0.00	0.00	0.00
10E---	1562	3---	-- -----		300.00	0.00	0.00	0.00	0.00	300.00
10E040	1562	4100	00 000000	RCMS Grls Trk Supplies	750.00	0.00	0.00	0.00	0.00	750.00
10E---	1562	4---	-- -----		750.00	0.00	0.00	0.00	0.00	750.00
10E040	1562	6400	00 000000	RCMS Grls Trk Dues/Fees	0.00	0.00	0.00	0.00	0.00	0.00
10E---	1562	6---	-- -----		0.00	0.00	0.00	0.00	0.00	0.00
10E040	1563	1100	00 000000	RCMS 6th girls BBall Coach Sal	2,625.00	0.00	0.00	0.00	0.00	2,625.00
10E---	1563	1---	-- -----		2,625.00	0.00	0.00	0.00	0.00	2,625.00
10E040	1563	2110	00 000000	RCMS 6th girls BBall Coach TRS	325.00	0.00	0.00	0.00	0.00	325.00
10E---	1563	2---	-- -----		325.00	0.00	0.00	0.00	0.00	325.00
10E040	1563	3100	00 000000	RCMS 6th girls BBall Officials	1,000.00	650.00	650.00	0.00	0.00	350.00
10E040	1563	3190	00 000000	MS 6th girls BBall Partic Exp	0.00	100.00	100.00	0.00	0.00	-100.00
10E040	1563	3320	00 000000	RCMS 6th girls B-Ball Travel	0.00	0.00	0.00	0.00	0.00	0.00
10E---	1563	3---	-- -----		1,000.00	750.00	750.00	0.00	0.00	250.00
10E040	1563	4100	00 000000	RCMS 6th girls B-Ball Supplies	500.00	0.00	0.00	0.00	0.00	500.00
10E---	1563	4---	-- -----		500.00	0.00	0.00	0.00	0.00	500.00
10E040	1563	5500	00 000000	RCMS 6th girls BBall Equipment	0.00	0.00	0.00	0.00	0.00	0.00
10E---	1563	5---	-- -----		0.00	0.00	0.00	0.00	0.00	0.00
10E040	1564	1100	00 000000	RCMS 6th Boys Bb Coach Salary	2,875.00	0.00	0.00	0.00	0.00	2,875.00
10E---	1564	1---	-- -----		2,875.00	0.00	0.00	0.00	0.00	2,875.00
10E040	1564	2110	00 000000	RCMS 6th Boys Bball Coach TRS	335.00	0.00	0.00	0.00	0.00	335.00
10E---	1564	2---	-- -----		335.00	0.00	0.00	0.00	0.00	335.00
10E040	1564	3100	00 000000	RCMS 6th Boys Bball Officials	1,000.00	435.00	435.00	0.00	0.00	565.00
10E040	1564	3190	00 000000	RCMS 6th Boys Bball Partic Exp	0.00	100.00	100.00	0.00	0.00	-100.00
10E040	1564	3320	00 000000	RCMS 6th Boys Bball Travel	0.00	0.00	0.00	0.00	0.00	0.00
10E---	1564	3---	-- -----		1,000.00	535.00	535.00	0.00	0.00	465.00
10E040	1564	4100	00 000000	RCMS 6th Boys Bball Supplies	500.00	0.00	0.00	0.00	0.00	500.00
10E---	1564	4---	-- -----		500.00	0.00	0.00	0.00	0.00	500.00
10E040	1564	5500	00 000000	RCMS 6th Boys Bball Equipment	0.00	0.00	0.00	0.00	0.00	0.00
10E---	1564	5---	-- -----		0.00	0.00	0.00	0.00	0.00	0.00

Account Level				2023-24	January 2023-24	2023-24	2023-24	Encumbered	2023-24	
FDTLOC	FUNC	OBJ	SJ	Description	Budget	Monthly Activity	FYTD Activity	Batch Activity	Amount	Available Funds
10E040	1570	1100	00 000000	RCMS Boys Basketball Coach Sal	6,600.00	171.00	337.50	0.00	0.00	6,262.50
10E040	1570	1120	00 000000	RCMS Boys Basketball Wrk Sal	1,100.00	135.00	643.50	0.00	0.00	456.50
10E040	1570	1210	00 000000		0.00	0.00	0.00	0.00	0.00	0.00
10E---	1570	1---	--		7,700.00	306.00	981.00	0.00	0.00	6,719.00
10E040	1570	2110	00 000000	RCMS Boys Basketball Coach TRS	800.00	8.11	14.19	0.00	0.00	785.81
10E040	1570	2130	00 000000		0.00	0.00	0.00	0.00	0.00	0.00
10E---	1570	2---	--		800.00	8.11	14.19	0.00	0.00	785.81
10E040	1570	3100	00 000000	RCMS Boys Basketball Official	2,500.00	1,800.00	2,400.00	0.00	25.98	74.02
10E040	1570	3190	00 000000	RCMS Boys Basketball Part Exp	0.00	0.00	0.00	0.00	0.00	0.00
10E040	1570	3320	00 000000	RCMS Boys Basketball Travel	0.00	0.00	0.00	0.00	0.00	0.00
10E---	1570	3---	--		2,500.00	1,800.00	2,400.00	0.00	25.98	74.02
10E040	1570	4100	00 000000	RCMS Boys Basketball Supplies	1,250.00	0.00	0.00	0.00	1,560.00	-310.00
10E---	1570	4---	--		1,250.00	0.00	0.00	0.00	1,560.00	-310.00
10E040	1570	6400	00 000000	RCMS Boys Basketball Due/Fees	100.00	0.00	0.00	0.00	0.00	100.00
10E---	1570	6---	--		100.00	0.00	0.00	0.00	0.00	100.00
10E040	1571	1100	00 000000	RCMS Boys Track Coach Sal	5,000.00	0.00	0.00	0.00	0.00	5,000.00
10E---	1571	1---	--		5,000.00	0.00	0.00	0.00	0.00	5,000.00
10E040	1571	2110	00 000000	RCMS Boys Track Coach TRS	250.00	0.00	0.00	0.00	0.00	250.00
10E---	1571	2---	--		250.00	0.00	0.00	0.00	0.00	250.00
10E040	1571	3100	00 000000	RCMS Boys Track Officials	300.00	0.00	0.00	0.00	0.00	300.00
10E040	1571	3190	00 000000	RCMS Boys Track Part Exp	0.00	0.00	0.00	0.00	0.00	0.00
10E040	1571	3320	00 000000	RCMS Boys Track Travel	0.00	0.00	0.00	0.00	0.00	0.00
10E---	1571	3---	--		300.00	0.00	0.00	0.00	0.00	300.00
10E040	1571	4100	00 000000	RCMS Boys Track Supplies	750.00	0.00	0.00	0.00	0.00	750.00
10E---	1571	4---	--		750.00	0.00	0.00	0.00	0.00	750.00
10E040	1571	6400	00 000000	RCMS Boys Track Dues/Fees	0.00	0.00	0.00	0.00	0.00	0.00
10E---	1571	6---	--		0.00	0.00	0.00	0.00	0.00	0.00
10E050	1572	1100	00 000000	RCHS Wrestling Coach	7,200.00	0.00	0.00	0.00	0.00	7,200.00
10E050	1572	1120	00 000000	RCHS Wrestling Workers Sal	500.00	45.00	45.00	0.00	0.00	455.00
10E---	1572	1---	--		7,700.00	45.00	45.00	0.00	0.00	7,655.00
10E050	1572	2110	00 000000	RCHS Wrestling TRS	0.00	0.00	0.00	0.00	0.00	0.00
10E---	1572	2---	--		0.00	0.00	0.00	0.00	0.00	0.00
10E050	1572	3100	00 000000	RCHS Wrestling Officials	1,440.00	180.00	270.00	0.00	0.00	1,170.00
10E050	1572	3190	00 000000	RCHS Wrestling Entry Fees	1,050.00	500.00	975.00	0.00	0.00	75.00
10E050	1572	3320	00 000000	RCHS Wrestling Travel	0.00	0.00	0.00	0.00	0.00	0.00
10E---	1572	3---	--		2,490.00	680.00	1,245.00	0.00	0.00	1,245.00
10E040	1572	4100	00 000000	Wrestling Supplies	0.00	0.00	0.00	0.00	0.00	0.00
10E050	1572	4100	00 000000	RCHS Wrestling Supp	510.00	510.00	510.00	0.00	0.00	0.00
10E---	1572	4---	--		510.00	510.00	510.00	0.00	0.00	0.00
10E040	1575	1100	00 000000	RCMS Yearbook Sponsor Sal	3,400.00	280.20	1,950.16	0.00	0.00	1,449.84

Account Level				2023-24	January 2023-24	2023-24	2023-24	Encumbered	2023-24	
FDTLOC	FUNC	OBJ	SJ	Description	Budget	Monthly Activity	FYTD Activity	Batch Activity	Amount	Available Funds
10E---	1575	1---	--	-----	3,400.00	280.20	1,950.16	0.00	0.00	1,449.84
10E040	1575	2110	00	000000	RCMS Yearbook Sponsor TRS	425.00	31.56	219.64	0.00	205.36
10E---	1575	2---	--	-----	425.00	31.56	219.64	0.00	0.00	205.36
10E040	1576	1100	00	000000	RCMS Student Council Sp	1,500.00	124.54	866.78	0.00	633.22
10E---	1576	1---	--	-----	1,500.00	124.54	866.78	0.00	0.00	633.22
10E040	1576	2110	00	000000	RCMS Student Council TRS	180.00	14.04	97.68	0.00	82.32
10E---	1576	2---	--	-----	180.00	14.04	97.68	0.00	0.00	82.32
10E050	1580	1100	00	000000	RCHS Scholastic Bowl Coach Sal	4,900.00	0.00	0.00	0.00	4,900.00
10E---	1580	1---	--	-----	4,900.00	0.00	0.00	0.00	0.00	4,900.00
10E050	1580	2110	00	000000	RCHS Scholastic Bowl TRS	590.00	0.00	0.00	0.00	590.00
10E---	1580	2---	--	-----	590.00	0.00	0.00	0.00	0.00	590.00
10E050	1580	3190	00	000000	RCHS Scholastic Bowl Purch Ser	200.00	0.00	0.00	0.00	200.00
10E050	1580	3320	00	000000	RCHS Scholastic Bowl Travel	0.00	0.00	0.00	0.00	0.00
10E---	1580	3---	--	-----	200.00	0.00	0.00	0.00	0.00	200.00
10E050	1580	4100	00	000000	RCHSScholastic Bowl Supp	340.00	0.00	0.00	0.00	340.00
10E---	1580	4---	--	-----	340.00	0.00	0.00	0.00	0.00	340.00
10E050	1581	1100	00	000000	RCHS Play Director Salary	3,000.00	0.00	0.00	0.00	3,000.00
10E---	1581	1---	--	-----	3,000.00	0.00	0.00	0.00	0.00	3,000.00
10E050	1581	2110	00	000000	HS Play TRS	360.00	0.00	0.00	0.00	360.00
10E---	1581	2---	--	-----	360.00	0.00	0.00	0.00	0.00	360.00
10E050	1582	1100	00	000000	RCHS Musical Sponsor Salary	15,400.00	0.00	15,553.26	0.00	-153.26
10E---	1582	1---	--	-----	15,400.00	0.00	15,553.26	0.00	0.00	-153.26
10E050	1582	2110	00	000000	RCHS Musical Sponsor TRS	1,875.00	0.00	1,474.38	0.00	400.62
10E050	1582	2130	00	000000		0.00	0.00	0.00	0.00	0.00
10E050	1582	2200	00	000000		0.00	0.00	0.00	0.00	0.00
10E---	1582	2---	--	-----	1,875.00	0.00	1,474.38	0.00	0.00	400.62
10E050	1582	3190	00	000000	RCHS Musical Purchase Serv	1,500.00	0.00	1,615.40	0.00	-115.40
10E---	1582	3---	--	-----	1,500.00	0.00	1,615.40	0.00	0.00	-115.40
10E050	1583	1100	00	000000	RCHS Marching Band Dir Sal	13,000.00	715.76	7,554.06	0.00	5,445.94
10E050	1583	1110	00	000000	RCHS Band Camp Sal	1,500.00	0.00	4,640.00	0.00	-3,140.00
10E---	1583	1---	--	-----	14,500.00	715.76	12,194.06	0.00	0.00	2,305.94
10E050	1583	2110	00	000000	RCHS Marching Band Dir TRS	1,560.00	42.08	1,105.26	0.00	454.74
10E---	1583	2---	--	-----	1,560.00	42.08	1,105.26	0.00	0.00	454.74
10E050	1583	3190	00	000000	RCHS Marching Band Part Exp	3,200.00	0.00	2,895.00	0.00	305.00
10E---	1583	3---	--	-----	3,200.00	0.00	2,895.00	0.00	0.00	305.00
10E010	1583	4100	00	000000	Band Uniforms	6,000.00	0.00	0.00	0.00	6,000.00
10E050	1583	4100	00	000000	RCHS Marching Band Supplies	2,800.00	0.00	2,449.86	396.58	-46.44
10E---	1583	4---	--	-----	8,800.00	0.00	2,449.86	0.00	396.58	5,953.56
10E050	1583	5500	00	000000	RCHS Band Uniforms	2,600.00	0.00	2,577.51	0.00	22.49
10E---	1583	5---	--	-----	2,600.00	0.00	2,577.51	0.00	0.00	22.49

Account Level				2023-24	January 2023-24	2023-24	2023-24	Encumbered	2023-24	
FDTLOC	FUNC	OBJ	SJ	Description	Budget	Monthly Activity	FYTD Activity	Batch Activity	Amount	Available Funds
10E050	1584	1100	00 000000	RCHS Chorus Spons Sal	0.00	0.00	0.00	0.00	0.00	0.00
10E---	1584	1---	-- -----		0.00	0.00	0.00	0.00	0.00	0.00
10E050	1585	1100	00 000000	RCHS Jr Cls Spons Sal	6,600.00	544.86	3,792.14	0.00	0.00	2,807.86
10E---	1585	1---	-- -----		6,600.00	544.86	3,792.14	0.00	0.00	2,807.86
10E050	1585	2110	00 000000	RCHS Jr Cls Spons TRS	775.00	61.40	427.24	0.00	0.00	347.76
10E---	1585	2---	-- -----		775.00	61.40	427.24	0.00	0.00	347.76
10E050	1586	1100	00 000000	RCHS Yearbook Sponsor Sal	3,000.00	249.08	1,733.56	0.00	0.00	1,266.44
10E---	1586	1---	-- -----		3,000.00	249.08	1,733.56	0.00	0.00	1,266.44
10E050	1586	2110	00 000000	RCHS Yearbook Sponsor TRS	360.00	28.04	195.20	0.00	0.00	164.80
10E---	1586	2---	-- -----		360.00	28.04	195.20	0.00	0.00	164.80
10E050	1586	4100	00 000000	RCHS Yearbook Supplies	1,500.00	33.95	786.29	0.00	0.00	713.71
10E---	1586	4---	-- -----		1,500.00	33.95	786.29	0.00	0.00	713.71
10E050	1588	1100	00 000000	RCHS X-Curr Sprvsn Sal	250.00	0.00	70.50	0.00	0.00	179.50
10E---	1588	1---	-- -----		250.00	0.00	70.50	0.00	0.00	179.50
10E050	1588	2110	00 000000	RCHS X-Curr Sprvsn TRS	30.00	0.00	7.95	0.00	0.00	22.05
10E---	1588	2---	-- -----		30.00	0.00	7.95	0.00	0.00	22.05
10E050	1589	1100	00 000000	RCHS Student Council Sal	4,150.00	342.48	2,383.60	0.00	0.00	1,766.40
10E---	1589	1---	-- -----		4,150.00	342.48	2,383.60	0.00	0.00	1,766.40
10E050	1589	2110	00 000000	RCHS Student Council TRS	500.00	38.58	268.54	0.00	0.00	231.46
10E---	1589	2---	-- -----		500.00	38.58	268.54	0.00	0.00	231.46
10E050	1590	1110	00 000000	RCHS Rifle/Drill Sal	5,150.00	564.52	3,669.34	0.00	0.00	1,480.66
10E---	1590	1---	-- -----		5,150.00	564.52	3,669.34	0.00	0.00	1,480.66
10E050	1590	2130	00 000000		0.00	0.00	0.00	0.00	0.00	0.00
10E---	1590	2---	-- -----		0.00	0.00	0.00	0.00	0.00	0.00
10E050	1590	3320	00 000000	RCHS Rifle/Drill Travel	0.00	0.00	0.00	0.00	0.00	0.00
10E---	1590	3---	-- -----		0.00	0.00	0.00	0.00	0.00	0.00
10E040	1591	1100	00 000000	RCMS Band Director Sal	4,200.00	143.28	2,138.62	0.00	0.00	2,061.38
10E---	1591	1---	-- -----		4,200.00	143.28	2,138.62	0.00	0.00	2,061.38
10E040	1591	2110	00 000000	RCMS Band Directors TRS	600.00	16.16	240.95	0.00	0.00	359.05
10E---	1591	2---	-- -----		600.00	16.16	240.95	0.00	0.00	359.05
10E040	1591	3190	00 000000	RCMS Band Pur Serv	1,000.00	0.00	0.00	0.00	0.00	1,000.00
10E040	1591	3230	00 000000	RCMS Band Rep/Main	1,600.00	0.00	1,600.00	0.00	0.00	0.00
10E---	1591	3---	-- -----		2,600.00	0.00	1,600.00	0.00	0.00	1,000.00
10E040	1591	4100	00 000000	RCMS Music Supp/Parts	0.00	0.00	0.00	0.00	0.00	0.00
10E---	1591	4---	-- -----		0.00	0.00	0.00	0.00	0.00	0.00
10E040	1591	5500	00 000000	RCMS Band Equipment	0.00	0.00	0.00	0.00	0.00	0.00
10E---	1591	5---	-- -----		0.00	0.00	0.00	0.00	0.00	0.00
10E040	1591	6400	00 000000	RCMS Band Dues/Fees	100.00	0.00	80.00	0.00	0.00	20.00
10E---	1591	6---	-- -----		100.00	0.00	80.00	0.00	0.00	20.00
10E040	1593	1100	00 000000	RCMS Talent Shw Spon Sal	1,125.00	0.00	1,120.83	0.00	0.00	4.17

Account Level				2023-24	January 2023-24	2023-24	2023-24	Encumbered	2023-24	
FDTLOC	FUNC	OBJ	SJ	Description	Budget	Monthly Activity	FYTD Activity	Batch Activity	Amount	Available Funds
10E---	1593	1---	--	-----	1,125.00	0.00	1,120.83	0.00	0.00	4.17
10E040	1593	2110	00	000000	RCMS Talent Shw Spon TRS	140.00	0.00	126.24	0.00	13.76
10E---	1593	2---	--	-----	140.00	0.00	126.24	0.00	0.00	13.76
10E040	1593	4100	00	000000	RCMS Talent Shw Supp	200.00	0.00	0.00	0.00	200.00
10E---	1593	4---	--	-----	200.00	0.00	0.00	0.00	0.00	200.00
10E040	1594	4100	00	000000	RCMS Drama Supplies	0.00	0.00	0.00	0.00	0.00
10E---	1594	4---	--	-----	0.00	0.00	0.00	0.00	0.00	0.00
10E040	1598	1100	00	000000	RCMS Dance/Grad Sup Sal	250.00	0.00	0.00	0.00	250.00
10E---	1598	1---	--	-----	250.00	0.00	0.00	0.00	0.00	250.00
10E040	1598	2110	00	000000	RCMS Dance/Grad TRS	30.00	0.00	0.00	0.00	30.00
10E---	1598	2---	--	-----	30.00	0.00	0.00	0.00	0.00	30.00
10E040	1599	1100	00	000000	RCMS Math Counts Sponsor	1,900.00	0.00	0.00	0.00	1,900.00
10E---	1599	1---	--	-----	1,900.00	0.00	0.00	0.00	0.00	1,900.00
10E040	1599	2110	00	000000	RCMS Math Counts Sponsor TRS	225.00	0.00	0.00	0.00	225.00
10E---	1599	2---	--	-----	225.00	0.00	0.00	0.00	0.00	225.00
10E040	1599	3320	00	000000	RCMS Team Quest Travel	1,000.00	0.00	0.00	0.00	1,000.00
10E---	1599	3---	--	-----	1,000.00	0.00	0.00	0.00	0.00	1,000.00
10E050	1700	1100	00	000000	Drivers Ed Teach Salary	46,000.00	5,532.28	50,602.32	0.00	-4,602.32
10E050	1700	1200	00	000000	Drivers Ed Sub Sal	0.00	65.00	125.00	0.00	-125.00
10E---	1700	1---	--	-----	46,000.00	5,597.28	50,727.32	0.00	0.00	-4,727.32
10E050	1700	2110	00	000000	Drivers Ed TRS	5,500.00	623.10	4,362.15	0.00	1,137.85
10E050	1700	2200	00	000000	Drivers Ed Ins Ben	4,575.00	760.00	4,560.00	0.00	15.00
10E---	1700	2---	--	-----	10,075.00	1,383.10	8,922.15	0.00	0.00	1,152.85
10E050	1700	3190	00	000000	Drivers Ed Pur Serv	230.00	0.00	90.00	0.00	140.00
10E050	1700	3230	00	000000	Drivers Ed Rep/Maint	1,775.00	0.00	271.00	0.00	1,504.00
10E050	1700	3320	00	000000	Drivers Ed Travel	25.00	0.00	0.00	0.00	25.00
10E050	1700	3600	00	000000	Drivers Ed Printing	0.00	0.00	0.00	0.00	0.00
10E---	1700	3---	--	-----	2,030.00	0.00	361.00	0.00	0.00	1,669.00
10E050	1700	4100	00	000000	Drivers Ed Supplies	470.00	0.00	333.85	0.00	136.15
10E050	1700	4210	00	000000	Drivers Ed Replcmnt Texbks	0.00	0.00	0.00	0.00	0.00
10E050	1700	4640	00	000000	Drivers Ed Fuel	3,500.00	0.00	0.00	0.00	3,500.00
10E---	1700	4---	--	-----	3,970.00	0.00	333.85	0.00	0.00	3,636.15
10E050	1700	5500	00	000000	Drivers Ed Equipment	615.00	0.00	0.00	0.00	615.00
10E---	1700	5---	--	-----	615.00	0.00	0.00	0.00	0.00	615.00
10E010	1800	1100	00	000000	Bilingual Prog Sal	1,000.00	0.00	592.50	0.00	407.50
10E010	1800	1110	00	000000	LLS Aide Sal	12,000.00	991.47	5,945.51	0.00	6,054.49
10E010	1800	1200	00	000000	Bilingual Sub Salary	0.00	0.00	0.00	0.00	0.00
10E010	1800	1210	00	000000	Bilingual Aide Sub Salary	0.00	0.00	0.00	0.00	0.00
10E---	1800	1---	--	-----	13,000.00	991.47	6,538.01	0.00	0.00	6,461.99
10E010	1800	2110	00	000000	Bilingual Program TRS	500.00	0.00	66.74	0.00	433.26

Account Level					2023-24	January 2023-24	2023-24	2023-24	Encumbered	2023-24
FDTLOC	FUNC	OBJ	SJ	Description	Budget	Monthly Activity	FYTD Activity	Batch Activity	Amount	Available Funds
10E010	1800	2200	00 000000	LLS Aide Ins Ben	0.00	0.96	6.72	0.00	0.00	-6.72
10E---	1800	2---	-- -----		500.00	0.96	73.46	0.00	0.00	426.54
10E010	1800	4100	00 000000	Bilingual Supplies	250.00	0.00	125.00	0.00	125.00	0.00
10E---	1800	4---	-- -----		250.00	0.00	125.00	0.00	125.00	0.00
10E550	1900	1110	00 550000	TAOEP TA/Aide Salary	0.00	0.00	0.00	0.00	0.00	0.00
10E750	1900	1110	00 750000	TAOEP TA/Aide Salary	0.00	0.00	0.00	0.00	0.00	0.00
10E550	1900	1200	00 550000		0.00	0.00	0.00	0.00	0.00	0.00
10E550	1900	1210	00 550000	TAOEP Sub TA/Aide Salary	0.00	0.00	0.00	0.00	0.00	0.00
10E750	1900	1210	00 750000	TAOEP Sub Sal	0.00	0.00	0.00	0.00	0.00	0.00
10E---	1900	1---	-- -----		0.00	0.00	0.00	0.00	0.00	0.00
10E750	1900	2130	00 750000		0.00	0.00	0.00	0.00	0.00	0.00
10E550	1900	2200	00 550000	TAOEP Ins Ben	0.00	0.00	0.00	0.00	0.00	0.00
10E750	1900	2200	00 750000	TAOEP Ins Ben	0.00	0.00	0.00	0.00	0.00	0.00
10E---	1900	2---	-- -----		0.00	0.00	0.00	0.00	0.00	0.00
10E550	1900	4100	00 550000	TAOEP Supplies	0.00	0.00	0.00	0.00	0.00	0.00
10E750	1900	4100	00 750000	TAOEP Supp	0.00	0.00	0.00	0.00	0.00	0.00
10E---	1900	4---	-- -----		0.00	0.00	0.00	0.00	0.00	0.00
10E750	1900	5500	00 750000	TAEOP Equipment	0.00	0.00	0.00	0.00	0.00	0.00
10E---	1900	5---	-- -----		0.00	0.00	0.00	0.00	0.00	0.00
10E550	1900	6900	00 550000	Refund of TAOEP PROCEEDS	0.00	0.00	0.00	0.00	0.00	0.00
10E---	1900	6---	-- -----		0.00	0.00	0.00	0.00	0.00	0.00
10E010	1911	6700	00 000000	Riverside Medical Center	0.00	0.00	0.00	0.00	0.00	0.00
10E010	1911	6710	00 000000	Reg Ed Pavilion Tuition	1,000.00	264.00	1,452.00	0.00	0.00	-452.00
10E010	1911	6730	00 000000	Alexian Brothers Behavioral	0.00	0.00	0.00	0.00	0.00	0.00
10E010	1911	6770	00 000000	Streamwood Behavioral	500.00	0.00	0.00	0.00	0.00	500.00
10E010	1911	6790	00 000000	Lincoln Prairie Behavioral Hom	1,500.00	1,050.00	1,750.00	0.00	0.00	-250.00
10E010	1911	6870	00 000000	Learn Well Tuition	0.00	0.00	0.00	0.00	0.00	0.00
10E010	1911	6880	00 000000	Abraxus Tuition	0.00	0.00	2,002.00	0.00	0.00	-2,002.00
10E---	1911	6---	-- -----		3,000.00	1,314.00	5,204.00	0.00	0.00	-2,204.00
10E260	1912	6700	00 260000	Sp Ed Priv Swann Tuition	0.00	0.00	0.00	0.00	0.00	0.00
10E010	1912	6710	00 000000	Reg Ed Pavilion Tuition	0.00	0.00	0.00	0.00	0.00	0.00
10E260	1912	6710	00 260000	Sp Ed Priv Pavilion Tuition	0.00	0.00	0.00	0.00	0.00	0.00
10E260	1912	6720	00 000000	Kemmerer Village RM/BD/Tuition	20,000.00	0.00	0.00	0.00	0.00	20,000.00
10E260	1912	6730	00 260000	Sp Ed Salem Children's Home	0.00	0.00	0.00	0.00	0.00	0.00
10E260	1912	6740	00 260000	Sp Ed Cunningham Home R/B	0.00	0.00	0.00	0.00	0.00	0.00
10E260	1912	6750	00 260000	Cunningham Children's Home	0.00	0.00	0.00	0.00	0.00	0.00
10E260	1912	6760	00 260000	Swann Tuition	0.00	0.00	0.00	0.00	0.00	0.00
10E260	1912	6770	00 260000	Streamwood Behavioral Health	0.00	0.00	0.00	0.00	0.00	0.00
10E260	1912	6780	00 260000	Salem Childrens Home	0.00	0.00	0.00	0.00	0.00	0.00
10E260	1912	6800	00 260000	Sp Ed Lincoln Prairie	0.00	0.00	0.00	0.00	0.00	0.00

Account Level				2023-24	January 2023-24	2023-24	2023-24	Encumbered	2023-24	
FDTLOC	FUNC	OBJ	SJ	Description	Budget	Monthly Activity	FYTD Activity	Batch Activity	Amount	Available Funds
10E260	1912	6810	00	260000	Meridell Achievement Center	0.00	0.00	0.00	0.00	0.00
10E260	1912	6830	00	260000	Chaddock	0.00	0.00	0.00	0.00	0.00
10E260	1912	6850	00	260000	LakeMary	0.00	0.00	0.00	0.00	0.00
10E260	1912	6860	00	260000	Hartgrove	0.00	0.00	0.00	0.00	0.00
10E---	1912	6---	--	-----	20,000.00	0.00	0.00	0.00	0.00	20,000.00
10E999	1999	0000	00	000000	Student Activity Disbursements	0.00	0.00	0.00	0.00	0.00
10E---	1999	0---	--	-----	0.00	0.00	0.00	0.00	0.00	0.00
10E---	1---	----	--	-----	13,708,564.00	777,769.89	7,219,101.57	861.99	187,058.70	6,301,541.74
10E010	2110	1100	00	000000	Social Worker Sal	0.00	0.00	0.00	0.00	0.00
10E342	2110	1100	00	000000	ESSER II Social Work Salary	1,600.00	0.00	1,596.94	0.00	3.06
10E550	2110	1100	00	550000	TAOEP Social Wrkr Sal	0.00	0.00	0.00	0.00	0.00
10E750	2110	1100	00	750000	TAOEP Social Worker Sal	0.00	0.00	0.00	0.00	0.00
10E020	2110	1110	00	000000	RCES Social Workers Sal	0.00	0.00	0.00	0.00	0.00
10E550	2110	1110	00	550000	TAOEP Sec/Intervntst Sal	0.00	0.00	0.00	0.00	0.00
10E750	2110	1110	00	750000	TAOEP Interventionist Sal	0.00	0.00	0.00	0.00	0.00
10E750	2110	1200	00	750000		0.00	0.00	0.00	0.00	0.00
10E---	2110	1---	--	-----	1,600.00	0.00	1,596.94	0.00	0.00	3.06
10E010	2110	2110	00	000000	Social Worker TRS	0.00	0.00	0.00	0.00	0.00
10E342	2110	2110	00	000000	ESSER II Social Work TRS	365.00	0.00	364.00	0.00	1.00
10E550	2110	2110	00	550000	TAOEP TRS	0.00	0.00	0.00	0.00	0.00
10E750	2110	2110	00	750000	TAOEP Social Worker TRS	0.00	0.00	0.00	0.00	0.00
10E020	2110	2130	00	000000	RCES	0.00	0.00	0.00	0.00	0.00
10E750	2110	2130	00	750000		0.00	0.00	0.00	0.00	0.00
10E010	2110	2200	00	000000	Social Worker Ins Ben	0.00	0.00	0.00	0.00	0.00
10E342	2110	2200	00	000000	ESSER II Soc Work Ins Benefit	0.00	0.00	0.00	0.00	0.00
10E550	2110	2200	00	550000	TAOEP Ins Ben	0.00	0.00	0.00	0.00	0.00
10E750	2110	2200	00	750000	TAOEP Ins Ben	0.00	0.00	0.00	0.00	0.00
10E---	2110	2---	--	-----	365.00	0.00	364.00	0.00	0.00	1.00
10E550	2110	3190	00	550000	TAOEP Pur Serv	0.00	0.00	0.00	0.00	0.00
10E750	2110	3190	00	750000	TAOEP Pur Serv	0.00	0.00	0.00	0.00	0.00
10E920	2110	3190	00	920000	District Social Worker Purchas	0.00	0.00	0.00	0.00	0.00
10E010	2110	3320	00	000000	Social Worker Travel	0.00	0.00	0.00	0.00	0.00
10E550	2110	3320	00	550000	TAOEP Travel-FY06	0.00	0.00	0.00	0.00	0.00
10E750	2110	3320	00	750000	TAOEP Travel	0.00	0.00	0.00	0.00	0.00
10E920	2110	3320	00	920000	District Social Worker Mileage	0.00	0.00	0.00	0.00	0.00
10E---	2110	3---	--	-----	0.00	0.00	0.00	0.00	0.00	0.00
10E920	2110	4100	00	920000	District Social Worker Supplie	1,000.00	0.00	0.00	0.00	1,000.00
10E---	2110	4---	--	-----	1,000.00	0.00	0.00	0.00	0.00	1,000.00
10E020	2120	1100	00	000000	RCES Guidance Sal	96,000.00	7,892.28	54,693.36	0.00	41,306.64
10E040	2120	1100	00	000000	RCMS Guidance Sal	50,000.00	3,852.64	25,758.04	0.00	24,241.96

Account Level				2023-24	January 2023-24	2023-24	2023-24	Encumbered	2023-24		
FDTLOC	FUNC	OBJ	SJ	Description	Budget	Monthly Activity	FYTD Activity	Batch Activity	Amount	Available Funds	
10E050	2120	1100	00	000000	RCHS Guidance Salary SAL	115,000.00	13,665.84	83,927.96	0.00	0.00	31,072.04
10E070	2120	1100	00	000000	21st Century Guid Sal	0.00	0.00	0.00	0.00	0.00	0.00
10E342	2120	1100	00	000000	ESSER II Social Work Salary	0.00	0.00	0.00	0.00	0.00	0.00
10E470	2120	1100	00	470000	21st Century SW Sal	0.00	0.00	0.00	0.00	0.00	0.00
10E050	2120	1110	00	000000	RCHS Guidance Sec Salary	32,500.00	2,683.20	21,259.20	0.00	0.00	11,240.80
10E020	2120	1200	00	000000	RCES Counselor Sub	0.00	0.00	0.00	0.00	0.00	0.00
10E050	2120	1210	00	000000	RCHS Guidance Sub Sec Sal	0.00	0.00	0.00	0.00	0.00	0.00
10E---	2120	1---	--	-----		293,500.00	28,093.96	185,638.56	0.00	0.00	107,861.44
10E020	2120	2110	00	000000	RCES Guidance TRS	9,500.00	888.96	6,160.48	0.00	0.00	3,339.52
10E040	2120	2110	00	000000	RCMS Guidance TRS	6,000.00	433.95	2,901.29	0.00	0.00	3,098.71
10E050	2120	2110	00	000000	RCHS Guidance TRS	12,000.00	1,539.28	9,453.34	0.00	0.00	2,546.66
10E070	2120	2110	00	000000	21st Century TRS	0.00	0.00	0.00	0.00	0.00	0.00
10E342	2120	2110	00	000000	ESSER II Social Work TRS	0.00	0.00	0.00	0.00	0.00	0.00
10E470	2120	2110	00	470000	21st Century TRS	0.00	0.00	0.00	0.00	0.00	0.00
10E050	2120	2130	00	000000		0.00	0.00	0.00	0.00	0.00	0.00
10E020	2120	2200	00	000000	RCES Ins Ben	18,275.00	1,520.00	10,640.00	0.00	0.00	7,635.00
10E040	2120	2200	00	000000	RCMS Guidance Ins Ben	9,150.00	760.00	5,320.00	0.00	0.00	3,830.00
10E050	2120	2200	00	000000	RCHS Guidance Ins Ben	27,350.00	3,040.00	18,241.92	0.00	0.00	9,108.08
10E342	2120	2200	00	000000	ESSER II Soc Work Ins Benefit	0.00	0.00	0.00	0.00	0.00	0.00
10E---	2120	2---	--	-----		82,275.00	8,182.19	52,717.03	0.00	0.00	29,557.97
10E010	2120	3140	00	000000	District Testing Services	0.00	0.00	0.00	0.00	0.00	0.00
10E020	2120	3190	00	000000	RCES Guid Pur Serv	100.00	0.00	0.00	0.00	0.00	100.00
10E040	2120	3190	00	000000	RCMS Guidance Purchase Service	150.00	0.00	0.00	0.00	0.00	150.00
10E050	2120	3190	00	000000	RCHS Guidance Pur Serv	0.00	0.00	200.00	0.00	0.00	-200.00
10E070	2120	3190	00	000000	21st Century Grant-Pur Srvcs	0.00	0.00	0.00	0.00	0.00	0.00
10E100	2120	3190	00	100000	Title I CHAT Pur Serv	1,000.00	0.00	570.00	0.00	0.00	430.00
10E390	2120	3190	00	390000	Perkins Guidance Software Rene	0.00	0.00	0.00	0.00	0.00	0.00
10E500	2120	3190	00	500000	Title I Guid Pur Serv CHAT	6,000.00	800.00	5,800.00	0.00	0.00	200.00
10E680	2120	3190	00	680000	CHAT Guid Speaker	0.00	0.00	0.00	0.00	0.00	0.00
10E880	2120	3190	00	880000	CHAT #2 JF-Speaker	0.00	0.00	0.00	0.00	0.00	0.00
10E050	2120	3230	00	000000	RCHS Guidance Rep/Maint	0.00	0.00	0.00	0.00	0.00	0.00
10E050	2120	3240	00	000000	RCHS Guidance Copier Repair	250.00	0.00	0.00	0.00	0.00	250.00
10E050	2120	3260	00	000000	RCHS Guidance Postage	0.00	0.00	0.00	0.00	0.00	0.00
10E040	2120	3320	00	000000	RCMS Guidance Travel	50.00	0.00	0.00	0.00	0.00	50.00
10E050	2120	3320	00	000000	RCHS Guidance Travel	600.00	0.00	219.44	0.00	0.00	380.56
10E070	2120	3320	00	000000	21st Century Mile	0.00	0.00	0.00	0.00	0.00	0.00
10E470	2120	3320	00	470000	21st Century Mileage	0.00	0.00	0.00	0.00	0.00	0.00
10E050	2120	3600	00	000000	RCHS Guidance Printing	0.00	0.00	0.00	0.00	0.00	0.00
10E---	2120	3---	--	-----		8,150.00	800.00	6,789.44	0.00	0.00	1,360.56
10E010	2120	4100	00	000000	District Testing Supplies	0.00	0.00	0.00	0.00	0.00	0.00

Account Level				2023-24	January 2023-24	2023-24	2023-24	Encumbered	2023-24	
FDTLOC	FUNC	OBJ	SJ	Description	Budget	Monthly Activity	FYTD Activity	Batch Activity	Amount	Available Funds
10E020	2120	4100	00 000000	RCES Guid Supp	2,500.00	0.00	0.00	0.00	0.00	2,500.00
10E040	2120	4100	00 000000	RCMS Guidance Supplies	500.00	0.00	306.07	0.00	14.55	179.38
10E050	2120	4100	00 000000	RCHS Guidance Supplies	3,000.00	0.00	83.52	0.00	0.00	2,916.48
10E070	2120	4100	00 000000	21st Century Supplies	0.00	0.00	0.00	0.00	0.00	0.00
10E470	2120	4100	00 470000	21st Century Guid Supp	0.00	0.00	0.00	0.00	0.00	0.00
10E500	2120	4100	00 500000	Title I Counselor Supp	0.00	0.00	0.00	0.00	0.00	0.00
10E680	2120	4100	00 680000	CHAT Guid Supp	0.00	0.00	0.00	0.00	0.00	0.00
10E880	2120	4100	00 880000	CHAT #2 JF Supplies	0.00	0.00	0.00	0.00	0.00	0.00
10E050	2120	4240	00 000000	RCHS Guidance Paper/Toner	0.00	0.00	0.00	0.00	0.00	0.00
10E050	2120	4700	00 000000	RCHS Guidance Software	0.00	0.00	0.00	0.00	0.00	0.00
10E---	2120	4---	-- -----		6,000.00	0.00	389.59	0.00	14.55	5,595.86
10E050	2120	5500	00 000000	RCHS Guidance Equipment	3,400.00	0.00	0.00	0.00	0.00	3,400.00
10E---	2120	5---	-- -----		3,400.00	0.00	0.00	0.00	0.00	3,400.00
10E050	2120	6400	00 000000	RCHS Guidance Membership/Dues	150.00	0.00	0.00	0.00	0.00	150.00
10E---	2120	6---	-- -----		150.00	0.00	0.00	0.00	0.00	150.00
10E010	2130	1100	00 000000	District Nurse Salary	155,000.00	-55,234.50	35,377.93	0.00	0.00	119,622.07
10E342	2130	1100	00 342000	ESSER II Nursing Salary	0.00	0.00	0.00	0.00	0.00	0.00
10E010	2130	1200	00 000000	District Sub Nurse Sal	2,000.00	0.00	2,043.75	0.00	0.00	-43.75
10E010	2130	1210	00 000000	Sub Nurse Sec Sal	0.00	0.00	315.00	0.00	0.00	-315.00
10E---	2130	1---	-- -----		157,000.00	-55,234.50	37,736.68	0.00	0.00	119,263.32
10E010	2130	2110	00 000000	District Nurse TRS	12,000.00	1,075.86	7,748.23	0.00	0.00	4,251.77
10E010	2130	2130	00 000000		0.00	0.00	0.00	0.00	0.00	0.00
10E010	2130	2200	00 000000	District Nurse Ins Ben	18,500.00	1,521.92	10,653.44	0.00	0.00	7,846.56
10E---	2130	2---	-- -----		30,500.00	2,597.78	18,401.67	0.00	0.00	12,098.33
10E010	2130	3190	00 000000	District Nurse V & H Screening	5,000.00	6,350.00	6,350.00	0.00	0.00	-1,350.00
10E342	2130	3190	00 342000	ESSER II Health Services	0.00	0.00	0.00	0.00	0.00	0.00
10E345	2130	3190	00 345000	ARP McKin Vent Health Services	2,000.00	190.00	1,055.00	0.00	0.00	945.00
10E920	2130	3190	00 920000	District Immuniz/Reg Fee	3,500.00	45.00	2,486.00	0.00	0.00	1,014.00
10E920	2130	3230	00 920000	District Nurse Rep/Maint	500.00	0.00	0.00	0.00	275.00	225.00
10E920	2130	3320	00 920000	District Nurse Travel	500.00	0.00	0.00	0.00	0.00	500.00
10E---	2130	3---	-- -----		11,500.00	6,585.00	9,891.00	0.00	275.00	1,334.00
10E220	2130	4100	00 220000	FEMA GRANT HEALTH SUPPLIES	0.00	0.00	0.00	0.00	0.00	0.00
10E340	2130	4100	00 340000	ESSER Nursing Supplies	0.00	0.00	0.00	0.00	0.00	0.00
10E342	2130	4100	00 000000	ESSER II Nursing Supplies	0.00	0.00	0.00	0.00	0.00	0.00
10E345	2130	4100	00 345000	ARP McKin Vent Health Supplies	0.00	0.00	0.00	0.00	0.00	0.00
10E920	2130	4100	00 920000	District Nurse Supplies	7,000.00	98.84	1,661.60	0.00	3,631.44	1,706.96
10E920	2130	4400	00 920000	Subscription Renewals	0.00	0.00	0.00	0.00	0.00	0.00
10E920	2130	4700	00 920000	Nurses Software	0.00	0.00	0.00	0.00	0.00	0.00
10E---	2130	4---	-- -----		7,000.00	98.84	1,661.60	0.00	3,631.44	1,706.96
10E920	2130	5500	00 920000	District Nurse Equipment	0.00	0.00	0.00	0.00	0.00	0.00

FDTLOC	FUNC	OBJ	SJ	Account Level Description	2023-24 Budget	January 2023-24 Monthly Activity	2023-24 FYTD Activity	2023-24 Batch Activity	Encumbered Amount	2023-24 Available Funds
10E---	2130	5---	--	-----	0.00	0.00	0.00	0.00	0.00	0.00
10E920	2130	6400	00	920000 Nurses Membership/Dues Fees	350.00	0.00	292.00	0.00	0.00	58.00
10E---	2130	6---	--	-----	350.00	0.00	292.00	0.00	0.00	58.00
10E140	2140	1100	00	140000 Psychologist Sal	0.00	0.00	0.00	0.00	0.00	0.00
10E---	2140	1---	--	-----	0.00	0.00	0.00	0.00	0.00	0.00
10E140	2140	2110	00	140000 Psychologist TRS	0.00	0.00	0.00	0.00	0.00	0.00
10E140	2140	2200	00	140000 Psychologist Ins Ben	0.00	0.00	0.00	0.00	0.00	0.00
10E---	2140	2---	--	-----	0.00	0.00	0.00	0.00	0.00	0.00
10E920	2140	3190	00	920000 Pysh Pur Serv	750.00	0.00	599.00	0.00	0.00	151.00
10E---	2140	3---	--	-----	750.00	0.00	599.00	0.00	0.00	151.00
10E920	2140	4130	00	920000 Psych Supp	0.00	0.00	0.00	0.00	0.00	0.00
10E---	2140	4---	--	-----	0.00	0.00	0.00	0.00	0.00	0.00
10E150	2150	1100	00	150000 Speech ELL Students Sal	0.00	0.00	0.00	0.00	0.00	0.00
10E280	2150	1100	00	280000 District Speech Salary	285,000.00	30,269.09	163,671.37	0.00	0.00	121,328.63
10E280	2150	1110	00	280000 District Speech Aide	0.00	0.00	0.00	0.00	0.00	0.00
10E---	2150	1---	--	-----	285,000.00	30,269.09	163,671.37	0.00	0.00	121,328.63
10E150	2150	2110	00	150000 Speech ELL Students TRS	0.00	0.00	0.00	0.00	0.00	0.00
10E280	2150	2110	00	280000 District Speech TRS	35,000.00	3,409.37	18,435.06	0.00	0.00	16,564.94
10E280	2150	2130	00	280000 District Speech Ins Ben	0.00	0.00	0.00	0.00	0.00	0.00
10E---	2150	2---	--	-----	36,600.00	3,040.96	21,286.72	0.00	0.00	15,313.28
10E920	2150	3190	00	920000 Speech Purchase Services	100.00	0.00	392.00	0.00	0.00	-292.00
10E920	2150	3320	00	920000 District Speech Travel	1,000.00	128.75	244.39	0.00	0.00	755.61
10E---	2150	3---	--	-----	1,100.00	128.75	636.39	0.00	0.00	463.61
10E920	2150	4100	00	920000 District Speech Supplies	1,125.00	0.00	439.82	0.00	0.00	685.18
10E920	2150	4130	00	920000 District Speech Testing Suppli	500.00	275.00	275.00	0.00	0.00	225.00
10E920	2150	4200	00	920000 District Bilingual Test Suppli	0.00	0.00	0.00	0.00	0.00	0.00
10E920	2150	4220	00	920000 District Speech Workbooks	0.00	0.00	0.00	0.00	0.00	0.00
10E---	2150	4---	--	-----	1,625.00	275.00	714.82	0.00	0.00	910.18
10E920	2150	5500	00	000000 District Speech Equip	0.00	0.00	0.00	0.00	264.00	-264.00
10E---	2150	5---	--	-----	0.00	0.00	0.00	0.00	264.00	-264.00
10E920	2150	6400	00	920000 District Speech Dues & Fees	2,500.00	253.00	1,692.25	0.00	916.00	-108.25
10E---	2150	6---	--	-----	2,500.00	253.00	1,692.25	0.00	916.00	-108.25
10E020	2190	1100	00	000000 RCES Behavior Interv. Salary	40,000.00	3,236.04	16,180.20	0.00	0.00	23,819.80
10E020	2190	1110	00	000000 Supervision Aide Salary	105,000.00	-24,600.24	24,120.02	0.00	0.00	80,879.98
10E020	2190	1200	00	000000 Sub Supervision Cert Sal	0.00	52.50	585.00	0.00	0.00	-585.00
10E020	2190	1210	00	000000 RCES Sub Supervision Aide	3,000.00	0.00	876.75	0.00	0.00	2,123.25
10E---	2190	1---	--	-----	148,000.00	-21,311.70	41,761.97	0.00	0.00	106,238.03
10E020	2190	2110	00	000000 RCES Behavior Interv. TRS	4,000.00	364.48	1,822.42	0.00	0.00	2,177.58
10E020	2190	2130	00	000000	0.00	0.00	0.00	0.00	0.00	0.00

Account Level				2023-24	January 2023-24	2023-24	2023-24	Encumbered	2023-24	
FDTLOC	FUNC	OBJ	SJ	Description	Budget	Monthly Activity	FYTD Activity	Batch Activity	Amount	Available Funds
10E020	2190	2200	00 000000	RCES Behavior Interv. Ins Ben	18,400.00	765.16	3,827.24	0.00	0.00	14,572.76
10E---	2190	2---	--		22,400.00	1,129.64	5,649.66	0.00	0.00	16,750.34
10E070	2210	1100	00 000000	21st Century Prof Dev Sal	1,000.00	0.00	0.00	0.00	0.00	1,000.00
10E100	2210	1100	00 100000	Title I Imp Stipends	300.00	0.00	1,155.00	0.00	0.00	-855.00
10E110	2210	1100	00 110000	At Risk Improv Salary	0.00	0.00	0.00	0.00	0.00	0.00
10E120	2210	1100	00 120000	Improv of Instr Laptop Grant	0.00	0.00	0.00	0.00	0.00	0.00
10E180	2210	1100	00 180000	RTTT Improv Instr Stipends	0.00	0.00	0.00	0.00	0.00	0.00
10E330	2210	1100	00 330000	Title II Teach Stipend	0.00	0.00	0.00	0.00	0.00	0.00
10E340	2210	1100	00 340000	ESSER Prof Development Salary	0.00	0.00	480.00	0.00	0.00	-480.00
10E342	2210	1100	00 000000	ESSER II Inst Tech Salary	26,000.00	0.00	26,425.14	0.00	0.00	-425.14
10E343	2210	1100	00 000000	ESSER II Imp of Instr Sal	65,000.00	5,212.78	98,694.52	0.00	0.00	-33,694.52
10E470	2210	1100	00 470000	21st Century Sal	0.00	0.00	0.00	0.00	0.00	0.00
10E480	2210	1100	00 480000	Ag 3 Circles Impr of Inst Sal	10,500.00	0.00	4,354.90	0.00	0.00	6,145.10
10E490	2210	1100	00 490000	Ag Grant Improv of Inst Sal	0.00	0.00	0.00	0.00	0.00	0.00
10E500	2210	1100	00 500000	Title I Imp Stipends	2,000.00	0.00	0.00	0.00	0.00	2,000.00
10E510	2210	1100	00 510000	At Risk Improv Sal	0.00	0.00	450.00	0.00	0.00	-450.00
10E530	2210	1100	00 530000	Title II Stipend	4,000.00	0.00	1,890.00	0.00	0.00	2,110.00
10E810	2210	1100	00 810000	ROE Flow Thru	0.00	0.00	0.00	0.00	0.00	0.00
10E070	2210	1110	00 000000	21st Century Prof NC Sal	0.00	0.00	0.00	0.00	0.00	0.00
10E010	2210	1200	00 000000	District Improv of Instr	0.00	0.00	0.00	0.00	0.00	0.00
10E060	2210	1200	00 000000	Fine Arts Grant Sal	0.00	0.00	0.00	0.00	0.00	0.00
10E100	2210	1200	00 100000	Title I Improv Subs	0.00	0.00	0.00	0.00	0.00	0.00
10E110	2210	1200	00 110000	EC Subs Sal	0.00	0.00	0.00	0.00	0.00	0.00
10E170	2210	1200	00 170000	Title IV Subs	5,000.00	0.00	1,320.00	0.00	0.00	3,680.00
10E180	2210	1200	00 180000	RTTT IM Sub Sal	0.00	0.00	0.00	0.00	0.00	0.00
10E180	2210	1200	01 180000	RTTT IMentoring Sub Sal	0.00	0.00	0.00	0.00	0.00	0.00
10E270	2210	1200	00 270000	Title I S & A Sub Sal	0.00	0.00	0.00	0.00	0.00	0.00
10E330	2210	1200	00 330000	Title II Teach Sub Sal	1,000.00	0.00	0.00	0.00	0.00	1,000.00
10E500	2210	1200	00 500000	Title I Improv Sub	0.00	0.00	360.00	0.00	0.00	-360.00
10E510	2210	1200	00 510000	Pre K Imp Inst Sub Salary	2,550.00	0.00	0.00	0.00	0.00	2,550.00
10E530	2210	1200	00 530000	Title II Teacher Sub	0.00	0.00	2,160.00	0.00	0.00	-2,160.00
10E570	2210	1200	00 570000	Title IV Sub Sal	2,200.00	0.00	0.00	0.00	0.00	2,200.00
10E580	2210	1200	00 580000		0.00	0.00	0.00	0.00	0.00	0.00
10E060	2210	1210	00 000000	Fine Arts Grant Sal	0.00	0.00	0.00	0.00	0.00	0.00
10E100	2210	1210	00 100000	Title I Improv of Inst NC Sub	0.00	0.00	0.00	0.00	0.00	0.00
10E110	2210	1210	00 110000	Pre K Imp Ins Aide Sub Salary	0.00	0.00	0.00	0.00	0.00	0.00
10E330	2210	1210	00 330000	Title II Improv Instr NC Sal	1,000.00	0.00	0.00	0.00	0.00	1,000.00
10E500	2210	1210	00 500000		0.00	0.00	0.00	0.00	0.00	0.00
10E510	2210	1210	00 510000	Pre K Imp Inst Aide Sub Salary	600.00	0.00	0.00	0.00	0.00	600.00
10E---	2210	1---	--		121,150.00	5,212.78	137,289.56	0.00	0.00	-16,139.56

Account Level				2023-24	January 2023-24	2023-24	2023-24	Encumbered	2023-24	
FDTLOC	FUNC	OBJ	SJ	Description	Budget	Monthly Activity	FYTD Activity	Batch Activity	Amount	Available Funds
10E010	2210	2110	00	000000	District Improv of Instr TRS	0.00	0.00	0.00	0.00	0.00
10E060	2210	2110	00	000000	Fine Arts Grant TRS	0.00	0.00	0.00	0.00	0.00
10E070	2210	2110	00	000000	21st Century Prof Dev TRS	230.00	0.00	0.00	0.00	230.00
10E100	2210	2110	00	100000	Title I Improv TRS	100.00	0.00	266.29	0.00	-166.29
10E110	2210	2110	00	110000	EC Sub TRS	0.00	0.00	0.00	0.00	0.00
10E120	2210	2110	00	120000	Improv Instruc Laptop TRS	0.00	0.00	0.00	0.00	0.00
10E170	2210	2110	00	170000	Title IV Subs TRS	500.00	0.00	16.50	0.00	483.50
10E180	2210	2110	00	180000	RTTT Improv Instruct TRS	0.00	0.00	0.00	0.00	0.00
10E180	2210	2110	01	180000	RTTT IMentoring TRS	0.00	0.00	0.00	0.00	0.00
10E270	2210	2110	00	270000	Title I S&A Sub TRS	0.00	0.00	0.00	0.00	0.00
10E330	2210	2110	00	330000	Title II Teach TRS	100.00	0.00	0.00	0.00	100.00
10E340	2210	2110	00	340000	ESSER Prof Development TRS	0.00	0.00	116.70	0.00	-116.70
10E342	2210	2110	00	000000	ESSER II Inst Tech TRS	8,000.00	0.00	5,887.36	0.00	2,112.64
10E343	2210	2110	00	000000	ESSER III Imp of Inst TRS	14,500.00	1,194.40	24,673.47	0.00	-10,173.47
10E470	2210	2110	00	470000	21st Century TRS	0.00	0.00	0.00	0.00	0.00
10E480	2210	2110	00	480000	Ag 3 Circles TRS	1,260.00	0.00	490.52	0.00	769.48
10E490	2210	2110	00	490000	Ag Grant TRS	0.00	0.00	0.00	0.00	0.00
10E500	2210	2110	00	500000	Title I TRS	460.00	0.00	22.83	0.00	437.17
10E510	2210	2110	00	510000	EC TRS	150.00	0.00	103.14	0.00	46.86
10E530	2210	2110	00	530000	Prior Yr Title II TRS	500.00	0.00	449.23	0.00	50.77
10E570	2210	2110	00	570000	Title IV Sub TRS	650.00	0.00	0.00	0.00	650.00
10E810	2210	2110	00	810000	Pat Burk Flow Thru TRS	0.00	0.00	0.00	0.00	0.00
10E330	2210	2130	00	330000		0.00	0.00	0.00	0.00	0.00
10E070	2210	2200	00	000000		0.00	0.00	0.00	0.00	0.00
10E342	2210	2200	00	000000	ESSER II Inst Tech Insurance	0.00	0.00	2,280.00	0.00	-2,280.00
10E343	2210	2200	00	000000	ESSER III Imp of Instr Insur	9,132.00	760.00	10,644.80	0.00	-1,512.80
10E---	2210	2---	--	-----		35,582.00	1,954.40	44,950.84	0.00	-9,368.84
10E010	2210	3110	00	000000	Workshop	0.00	0.00	577.50	0.00	259.99
10E100	2210	3140	00	100000	Title I Improv Consult	2,500.00	0.00	0.00	0.00	2,500.00
10E330	2210	3140	00	330000	Title II Consultant	0.00	0.00	0.00	0.00	0.00
10E500	2210	3140	00	500000	Title I Consultant	0.00	0.00	11,770.00	0.00	-11,770.00
10E530	2210	3140	00	530000	Title II Consultant	3,000.00	0.00	0.00	0.00	3,000.00
10E570	2210	3140	00	570000	Title IV Consultant	0.00	0.00	0.00	0.00	0.00
10E010	2210	3190	00	000000	District Improv of Instr Regis	3,000.00	0.00	2,400.00	0.00	600.00
10E050	2210	3190	00	000000	RCHS CTEI Regristration	0.00	0.00	0.00	0.00	0.00
10E060	2210	3190	00	000000	Fine Arts Reg Fee	0.00	0.00	0.00	0.00	0.00
10E100	2210	3190	00	100000	Title I Improv Reg Fee	7,500.00	0.00	775.00	0.00	6,725.00
10E110	2210	3190	00	110000	EC 3-5 Pur Serv	0.00	0.00	0.00	0.00	0.00
10E120	2210	3190	00	120000	Laptop Pur Serv	0.00	0.00	0.00	0.00	0.00
10E170	2210	3190	00	170000	Title IV Purchase Service	9,000.00	60.00	6,227.99	0.00	2,772.01

Account Level				2023-24	January 2023-24	2023-24	2023-24	Encumbered	2023-24		
FDTLOC	FUNC	OBJ	SJ	Description	Budget	Monthly Activity	FYTD Activity	Batch Activity	Amount	Available Funds	
10E180	2210	3190	00	180000	RTTT Speaker/Reg Fee	0.00	0.00	0.00	0.00	0.00	
10E190	2210	3190	00	190000	Title VI Rrl Ed Imp of Ins PS	0.00	0.00	0.00	0.00	0.00	
10E270	2210	3190	00	270000	Title I S&A Consult Fees	0.00	0.00	0.00	0.00	0.00	
10E290	2210	3190	00	290000	JFF Bio Med PD	0.00	0.00	0.00	0.00	0.00	
10E330	2210	3190	00	330000	Title II Purchase Serv	20,000.00	0.00	0.00	0.00	20,000.00	
10E340	2210	3190	00	340000	ESSER Prof Dev Purchase Servic	0.00	0.00	0.00	0.00	0.00	
10E342	2210	3190	00	342000	ESSER II Imp Inst Purch Serv	800.00	0.00	0.00	0.00	800.00	
10E390	2210	3190	00	390000	Perkins Registration	0.00	0.00	0.00	0.00	0.00	
10E470	2210	3190	00	470000	21st Century Pur Serv	0.00	0.00	0.00	0.00	0.00	
10E490	2210	3190	00	490000	Ag Grant Imp Inst Pur Serv	0.00	0.00	0.00	0.00	0.00	
10E500	2210	3190	00	500000	Title I Pur Serv	6,500.00	2,324.00	5,131.85	0.00	325.00	1,043.15
10E510	2210	3190	00	510000	PI Reg, Mileage	3,000.00	0.00	1,975.00	0.00	10.00	1,015.00
10E530	2210	3190	00	530000	Title II Pur Serv	5,000.00	75.64	4,998.65	0.00	0.00	1.35
10E570	2210	3190	00	570000	Title II Purchase Service	16,200.00	0.00	0.00	0.00	0.00	16,200.00
10E680	2210	3190	00	680000	CHAT Pur Serv/Speaker	0.00	0.00	0.00	0.00	0.00	0.00
10E750	2210	3190	00	750000	TAOEP pur serv	0.00	0.00	0.00	0.00	0.00	0.00
10E780	2210	3190	00	780000	CTEI PD Purch Service	4,900.00	159.90	994.80	0.00	1,625.00	2,280.20
10E010	2210	3320	00	000000	District Improv of Instr Mieag	1,000.00	0.00	0.00	0.00	0.00	1,000.00
10E050	2210	3320	00	000000	RCHS CTEI TRAVEL	0.00	0.00	0.00	0.00	0.00	0.00
10E060	2210	3320	00	000000	Fine Arts Travel	0.00	0.00	0.00	0.00	0.00	0.00
10E070	2210	3320	00	000000	21st Century Mile	0.00	0.00	0.00	0.00	0.00	0.00
10E090	2210	3320	00	000000	Cloud Grant Improv of Instr Tr	0.00	0.00	0.00	0.00	0.00	0.00
10E090	2210	3320	00	090000	Cloud Grant Improv Inst Mileag	0.00	0.00	0.00	0.00	0.00	0.00
10E100	2210	3320	00	100000	Title I Improv Travel	5,000.00	0.00	1,194.54	0.00	0.00	3,805.46
10E110	2210	3320	00	110000	EC 3-5 Trav	0.00	0.00	0.00	0.00	0.00	0.00
10E110	2210	3320	01	110000	EC 0-3 Trav	3,500.00	0.00	0.00	0.00	0.00	3,500.00
10E170	2210	3320	00	170000	Title IV Meals Mile Motel Reg	2,429.00	1,028.84	7,534.40	0.00	0.00	-5,105.40
10E180	2210	3320	00	180000	RTTT Imp Ins Meals/Mile/Motel	0.00	0.00	0.00	0.00	0.00	0.00
10E180	2210	3320	01	180000	RTTTIM Imp Inst Meals/Mile/Mo	0.00	0.00	0.00	0.00	0.00	0.00
10E270	2210	3320	00	270000	Title I S&A Travel Exp	0.00	0.00	0.00	0.00	0.00	0.00
10E330	2210	3320	00	330000	Title II Travel	10,000.00	0.00	2,788.37	0.00	0.00	7,211.63
10E390	2210	3320	00	390000	Perkins Travel	0.00	0.00	0.00	0.00	0.00	0.00
10E470	2210	3320	00	470000	21st Century Mileage	0.00	0.00	0.00	0.00	0.00	0.00
10E500	2210	3320	00	500000	Title I Travel	3,000.00	0.00	345.71	0.00	0.00	2,654.29
10E510	2210	3320	00	510000	At Risk Improv Trav	2,500.00	-739.26	0.00	0.00	21.80	2,478.20
10E530	2210	3320	00	530000	Prior Yr Title II Travel	3,000.00	0.00	302.66	0.00	0.00	2,697.34
10E550	2210	3320	00	550000	TAOEP Travel	0.00	0.00	0.00	0.00	0.00	0.00
10E570	2210	3320	00	570000	Title IV Travel	0.00	0.00	30.90	0.00	0.00	-30.90
10E580	2210	3320	00	580000	RttT Meals, Mileage Motels	0.00	0.00	0.00	0.00	0.00	0.00
10E750	2210	3320	00	750000	TAOEP Travel	0.00	0.00	0.00	0.00	0.00	0.00

Account Level				2023-24	January 2023-24	2023-24	2023-24	Encumbered	2023-24		
FDTLOC	FUNC	OBJ	SJ	Description	Budget	Monthly Activity	FYTD Activity	Batch Activity	Amount	Available Funds	
10E780	2210	3320	00	780000	CTEI PD Travel	3,700.00	621.58	2,669.46	0.00	0.00	1,030.54
10E---	2210	3---	--	-----	115,529.00	3,530.70	49,716.83	0.00	2,241.79	63,570.38	
10E010	2210	4100	00	000000	Dist Improv of Instr Supplies	0.00	0.00	0.00	0.00	0.00	0.00
10E060	2210	4100	00	000000	Fine Arts Improv Inst Supp	0.00	0.00	0.00	0.00	0.00	0.00
10E070	2210	4100	00	000000	21st Century Prof Dev Supp	0.00	0.00	0.00	0.00	0.00	0.00
10E100	2210	4100	00	100000	Title I Supp	0.00	0.00	0.00	0.00	0.00	0.00
10E110	2210	4100	00	110000	EC IMPROV OF INSTR SUPPLIES	0.00	0.00	0.00	0.00	0.00	0.00
10E120	2210	4100	00	120000		0.00	0.00	0.00	0.00	0.00	0.00
10E170	2210	4100	00	170000	Title IV Improv Instr Supp	0.00	0.00	0.00	0.00	0.00	0.00
10E180	2210	4100	00	180000	RTTT Impr Supp	0.00	0.00	0.00	0.00	0.00	0.00
10E180	2210	4100	01	180000	RTT IM Supplies	0.00	0.00	0.00	0.00	0.00	0.00
10E270	2210	4100	00	270000	Supplies	0.00	0.00	0.00	0.00	0.00	0.00
10E330	2210	4100	00	330000	Title II Improv of Instruct Su	200.00	0.00	0.00	0.00	0.00	200.00
10E345	2210	4100	00	345000	ARP Mck Ven Imprvmt of Instruc	1,375.00	0.00	0.00	0.00	0.00	1,375.00
10E470	2210	4100	00	470000	21st Century Imp of Inst Supp	0.00	0.00	0.00	0.00	0.00	0.00
10E500	2210	4100	00	500000	Title I Supplies	0.00	-1,195.14	0.00	0.00	0.00	0.00
10E510	2210	4100	00	510000	Early Childhood PD Supplies	450.00	0.00	0.00	0.00	0.00	450.00
10E530	2210	4100	00	530000	Title II Supplies	0.00	0.00	0.00	0.00	0.00	0.00
10E570	2210	4100	00	570000	Title IV Supplies	0.00	0.00	0.00	0.00	0.00	0.00
10E680	2210	4100	00	680000	CHAT Supplies	0.00	0.00	0.00	0.00	0.00	0.00
10E---	2210	4---	--	-----	2,025.00	-1,195.14	0.00	0.00	0.00	2,025.00	
10E120	2210	5500	00	120000	Laptop Improv Instruct Equip	0.00	0.00	0.00	0.00	0.00	0.00
10E---	2210	5---	--	-----	0.00	0.00	0.00	0.00	0.00	0.00	
10E020	2220	1100	00	000000	RCES IMC Salary	80,000.00	6,644.40	46,298.60	0.00	0.00	33,701.40
10E040	2220	1100	00	000000	RCMS IMC Salary	47,000.00	3,867.58	26,772.86	0.00	0.00	20,227.14
10E050	2220	1100	00	000000	RCHS IMC Teach Sal	68,000.00	5,634.50	40,396.30	0.00	0.00	27,603.70
10E020	2220	1110	00	000000	RCES IMC Aide/Asst Sal	0.00	0.00	0.00	0.00	0.00	0.00
10E040	2220	1110	00	000000	RCMS Aide/Asst Salary	0.00	0.00	0.00	0.00	0.00	0.00
10E050	2220	1110	00	000000	RCHS Library TA	0.00	0.00	0.00	0.00	0.00	0.00
10E020	2220	1200	00	000000	RCES IMC Sub Sal	0.00	130.00	490.00	0.00	0.00	-490.00
10E040	2220	1200	00	000000	RCMS Lib Sub Sal	1,000.00	0.00	0.00	0.00	0.00	1,000.00
10E050	2220	1200	00	000000	RCHS IMC Sub Teach Sal	600.00	0.00	130.00	0.00	0.00	470.00
10E020	2220	1210	00	000000	RCES IMC Sub Aide/Asst	0.00	0.00	0.00	0.00	0.00	0.00
10E040	2220	1210	00	000000	RCMS IMC Sub Aide	0.00	0.00	0.00	0.00	0.00	0.00
10E---	2220	1---	--	-----	196,600.00	16,276.48	114,087.76	0.00	0.00	82,512.24	
10E020	2220	2110	00	000000	RCES IMC TRS	9,600.00	748.40	5,219.40	0.00	0.00	4,380.60
10E040	2220	2110	00	000000	RCMS IMC TRS	5,600.00	435.62	3,015.55	0.00	0.00	2,584.45
10E050	2220	2110	00	000000	RCHS IMC TRS	8,000.00	634.64	4,550.04	0.00	0.00	3,449.96
10E020	2220	2130	00	000000		0.00	0.00	0.00	0.00	0.00	0.00
10E040	2220	2130	00	000000		0.00	0.00	0.00	0.00	0.00	0.00

Account Level				2023-24	January 2023-24	2023-24	2023-24	Encumbered	2023-24	
FDTLOC	FUNC	OBJ	SJ	Description	Budget	Monthly Activity	FYTD Activity	Batch Activity	Amount	Available Funds
10E050	2220	2130	00	000000	0.00	0.00	0.00	0.00	0.00	0.00
10E020	2220	2200	00	000000	RCES IMC Ins Benefit	9,120.00	760.00	5,320.00	0.00	3,800.00
10E040	2220	2200	00	000000	RCMS IMC Ins Benefit	9,150.00	760.00	5,320.00	0.00	3,830.00
10E050	2220	2200	00	000000	RCHS IMC Ins Benefit	9,150.00	760.00	5,320.00	0.00	3,830.00
10E---	2220	2---	--	-----	50,620.00	4,098.66	28,744.99	0.00	0.00	21,875.01
10E020	2220	3140	00	000000	RCES Library Fees	1,000.00	0.00	0.00	0.00	1,000.00
10E040	2220	3190	00	000000	RCMS Library Pur Serv	730.00	0.00	1,042.61	0.00	-312.61
10E050	2220	3190	00	000000	RCHS IMC Pur Service	4,000.00	6.00	3,880.06	0.00	117.00
10E020	2220	3230	00	000000	RCES IMC Repair/Maint	1,000.00	0.00	1,042.61	0.00	-42.61
10E040	2220	3230	00	000000	RCMS IMC Rep/Maint	0.00	0.00	0.00	0.00	0.00
10E050	2220	3230	00	000000	RCHS IMC Rep/Maint	0.00	0.00	0.00	0.00	0.00
10E050	2220	3240	00	000000	RCHS IMC Copier Repair	0.00	0.00	189.00	0.00	-189.00
10E050	2220	3260	00	000000	RCHS IMC Postage	0.00	0.00	0.00	0.00	0.00
10E050	2220	3320	00	000000	RCHS IMC Trav	0.00	0.00	0.00	0.00	0.00
10E---	2220	3---	--	-----	6,730.00	6.00	6,154.28	0.00	117.00	458.72
10E020	2220	4100	00	000000	RCES IMC Supplies	2,800.00	92.34	998.06	0.00	63.10
10E030	2220	4100	00	000000	WRES IMC Supplies	0.00	0.00	0.00	0.00	0.00
10E040	2220	4100	00	000000	RCMS IMC Supplies	1,620.00	120.70	2,442.05	0.00	248.03
10E050	2220	4100	00	000000	RCHS IMC Supplies	1,200.00	27.96	1,054.00	0.00	146.01
10E240	2220	4100	00	240000	IL St Library Grnt Supp	3,000.00	0.00	1,168.09	0.00	10.98
10E250	2220	4100	00	250000	Fed Lib Grant Supp	0.00	0.00	0.00	0.00	0.00
10E290	2220	4100	00	290000	JFF Library Books	0.00	0.00	0.00	0.00	0.00
10E345	2220	4100	00	345000	ARP McKin Vent Media Supplies	0.00	0.00	0.00	0.00	0.00
10E050	2220	4110	00	000000	RCHS IMC Video Purchase	0.00	0.00	0.00	0.00	0.00
10E020	2220	4300	00	000000	RCES IMC Books	7,500.00	1,716.88	6,287.33	0.00	1,316.71
10E040	2220	4300	00	000000	RCMS IMC Books	4,900.00	2,301.61	4,398.57	0.00	521.34
10E050	2220	4300	00	000000	RCHS IMC Books	7,000.00	208.25	3,136.55	0.00	111.55
10E020	2220	4400	00	000000	RCES IMC Periodicals	300.00	0.00	0.00	0.00	0.00
10E040	2220	4400	00	000000	RCMS IMC Periodicals	0.00	0.00	0.00	0.00	0.00
10E050	2220	4400	00	000000	RCHS IMC Periodicals	2,000.00	0.00	0.00	0.00	0.00
10E020	2220	4700	00	000000	RCES IMC Software	300.00	0.00	163.95	0.00	0.00
10E040	2220	4700	00	000000	RCMS IMC Software/E-Resources	1,000.00	0.00	945.01	0.00	0.00
10E050	2220	4700	00	000000	RCHS IMC Software	0.00	0.00	0.00	0.00	0.00
10E---	2220	4---	--	-----	31,620.00	4,467.74	20,593.61	0.00	2,417.72	8,608.67
10E020	2220	5500	00	000000	RCES IMC Equipment	0.00	0.00	0.00	0.00	0.00
10E040	2220	5500	00	000000	RCMS IMC Equip	0.00	0.00	0.00	0.00	0.00
10E050	2220	5500	00	000000	RCHS IMC Equip	1,000.00	0.00	0.00	0.00	0.00
10E---	2220	5---	--	-----	1,000.00	0.00	0.00	0.00	0.00	0.00
10E020	2220	6400	00	000000	RCES IMC Dues/Fees	400.00	0.00	85.00	0.00	280.00
10E040	2220	6400	00	000000	RCMS IMC Dues/Fees	700.00	0.00	0.00	0.00	548.99

Account Level				2023-24	January 2023-24	2023-24	2023-24	Encumbered	2023-24	
FDTLOC	FUNC	OBJ	SJ	Description	Budget	Monthly Activity	FYTD Activity	Batch Activity	Amount	Available Funds
10E050	2220	6400	00 000000	RCHS IMC Dues/Fees	0.00	0.00	0.00	0.00	0.00	0.00
10E---	2220	6---	--		1,100.00	0.00	85.00	0.00	828.99	186.01
10E340	2230	1100	00 340000	ESSER MTSS Intervention Salary	0.00	0.00	0.00	0.00	0.00	0.00
10E---	2230	1---	--		0.00	0.00	0.00	0.00	0.00	0.00
10E340	2230	2110	00 340000	ESSER MTSS TRS	0.00	0.00	0.00	0.00	0.00	0.00
10E340	2230	2200	00 340000	ESSER MTSS Ins Benefit	0.00	0.00	0.00	0.00	0.00	0.00
10E---	2230	2---	--		0.00	0.00	0.00	0.00	0.00	0.00
10E100	2230	3140	00 100000	Title I Scoring	2,500.00	0.00	2,100.00	0.00	0.00	400.00
10E500	2230	3140	00 500000	Title I Scoring	40,000.00	0.00	4,940.00	0.00	0.00	35,060.00
10E050	2230	3190	00 000000	RCHS CTEI Purchase Service	0.00	0.00	0.00	0.00	0.00	0.00
10E710	2230	3190	00 710000	Elementary Careers Purchase Ser	0.00	0.00	0.00	0.00	0.00	0.00
10E780	2230	3190	00 780000	CTEI Testing/Certification	479.00	0.00	210.00	0.00	0.00	269.00
10E---	2230	3---	--		42,979.00	0.00	7,250.00	0.00	0.00	35,729.00
10E100	2230	4100	00 100000	Title I Testing	0.00	0.00	0.00	0.00	0.00	0.00
10E500	2230	4100	00 500000	Title I Testing	0.00	0.00	0.00	0.00	0.00	0.00
10E---	2230	4---	--		0.00	0.00	0.00	0.00	0.00	0.00
10E010	2310	1110	00 000000	BOE Sec/Treasure Sal	6,300.00	0.00	1,560.00	0.00	0.00	4,740.00
10E---	2310	1---	--		6,300.00	0.00	1,560.00	0.00	0.00	4,740.00
10E010	2310	2130	00 000000		0.00	0.00	0.00	0.00	0.00	0.00
10E010	2310	2200	00 000000	BOE Sec Ins Ben	0.00	0.00	0.00	0.00	0.00	0.00
10E---	2310	2---	--		0.00	0.00	0.00	0.00	0.00	0.00
10E010	2310	3140	00 000000	District Feasibility Consultan	0.00	0.00	0.00	0.00	0.00	0.00
10E010	2310	3160	00 000000	BOE Architectural Fees	0.00	0.00	0.00	0.00	0.00	0.00
10E010	2310	3170	00 000000	BOE Audit Fee	25,000.00	7,850.00	22,850.00	0.00	0.00	2,150.00
10E010	2310	3180	00 000000	BOE Reg Chicago	15,000.00	0.00	13,817.46	598.84	0.00	583.70
10E010	2310	3190	00 000000	BOE Other Pur Ser	0.00	207.99	455.27	0.00	0.00	-455.27
10E220	2310	3190	00 220000	BOE Background Checks	0.00	0.00	0.00	0.00	0.00	0.00
10E010	2310	3230	00 000000	BOE Repair/Maint	0.00	0.00	0.00	0.00	0.00	0.00
10E010	2310	3320	00 000000	BOE Travel	250.00	0.00	106.76	0.00	0.00	143.24
10E010	2310	3500	00 000000	BOE Advertising	3,500.00	113.15	1,612.85	0.00	0.00	1,887.15
10E010	2310	3600	00 000000	BOE Printing	0.00	0.00	0.00	0.00	0.00	0.00
10E010	2310	3800	00 000000	BOE Pd Cert Life Ins	55,000.00	3,326.62	23,227.97	0.00	23,293.03	8,479.00
10E010	2310	3850	00 000000	BOE Unemployment Comp	0.00	0.00	0.00	0.00	0.00	0.00
10E---	2310	3---	--		98,750.00	11,497.76	62,070.31	598.84	23,293.03	12,787.82
10E010	2310	4100	00 000000	BOE Supplies	7,500.00	6,060.23	10,139.66	0.00	0.00	-2,639.66
10E010	2310	4110	00 000000	BOE Serv Awards Supp	250.00	0.00	0.00	0.00	0.00	250.00
10E---	2310	4---	--		7,750.00	6,060.23	10,139.66	0.00	0.00	-2,389.66
10E010	2310	5500	00 000000	BOE Equipment	0.00	0.00	0.00	0.00	0.00	0.00
10E---	2310	5---	--		0.00	0.00	0.00	0.00	0.00	0.00
10E010	2310	6400	00 000000	BOE Dues/Fees	7,200.00	0.00	0.00	0.00	0.00	7,200.00

Account Level				2023-24	January 2023-24	2023-24	2023-24	Encumbered	2023-24	
FDTLOC	FUNC	OBJ	SJ	Description	Budget	Monthly Activity	FYTD Activity	Batch Activity	Amount	Available Funds
10E---	2310	6---	--	-----	7,200.00	0.00	0.00	0.00	0.00	7,200.00
10E010	2320	1100	00	000000	Superintendent Salary	164,000.00	5,616.66	111,999.42	0.00	52,000.58
10E010	2320	1110	00	000000	Supt Secretary Salary	58,000.00	4,700.90	31,855.58	0.00	26,144.42
10E---	2320	1---	--	-----	222,000.00	10,317.56	143,855.00	0.00	0.00	78,145.00
10E010	2320	2110	00	000000	Superintendent TRS	16,700.00	1,581.58	11,071.04	0.00	5,628.96
10E010	2320	2130	00	000000		0.00	0.00	0.00	0.00	0.00
10E010	2320	2200	00	000000	Supt Office Ins Ben	9,150.00	1.92	13.44	0.00	9,136.56
10E---	2320	2---	--	-----	25,850.00	1,583.50	11,084.48	0.00	0.00	14,765.52
10E010	2320	3140	00	000000	District Consulting	2,500.00	0.00	0.00	0.00	2,500.00
10E010	2320	3190	00	000000	Supt Office Pur Serv	3,500.00	1,693.00	2,311.07	0.00	417.00
10E010	2320	3230	00	000000	Supt Office Repair/Maint	0.00	0.00	0.00	0.00	0.00
10E010	2320	3240	00	000000	Supt Office Copier Rep	500.00	0.00	0.00	0.00	500.00
10E010	2320	3250	00	000000	Supt Office Rental	4,000.00	951.96	3,216.92	0.00	783.08
10E010	2320	3260	00	000000	Supt Office Postage	2,500.00	0.00	142.80	0.00	2,357.20
10E010	2320	3320	00	000000	Supt Office Travel	5,000.00	699.02	2,512.47	0.00	2,487.53
10E010	2320	3400	00	000000	Supt Office Telephone	0.00	0.00	0.00	0.00	0.00
10E---	2320	3---	--	-----	18,000.00	3,343.98	8,183.26	0.00	417.00	9,399.74
10E010	2320	4100	00	000000	Supt Office Supplies	3,000.00	798.26	2,633.17	0.00	366.83
10E010	2320	4240	00	000000	Supt Office Copier Paper	0.00	0.00	0.00	0.00	0.00
10E010	2320	4400	00	000000	District Off Subscription Renw	0.00	0.00	0.00	0.00	0.00
10E010	2320	4700	00	000000	Supt Office Software	0.00	0.00	0.00	0.00	0.00
10E---	2320	4---	--	-----	3,000.00	798.26	2,633.17	0.00	0.00	366.83
10E010	2320	5500	00	000000	District Off Equipment	2,000.00	0.00	778.79	0.00	1,221.21
10E---	2320	5---	--	-----	2,000.00	0.00	778.79	0.00	0.00	1,221.21
10E010	2320	6400	00	000000	Supt Office Dues/Fees	500.00	0.00	1,296.15	0.00	-796.15
10E---	2320	6---	--	-----	500.00	0.00	1,296.15	0.00	0.00	-796.15
10E010	2330	1100	00	000000	Asst Supt/Cur Dir Sal	120,000.00	-3,531.82	60,033.26	0.00	59,966.74
10E070	2330	1100	00	000000	21st Century Grant Adm Sal	0.00	321.75	321.75	0.00	-321.75
10E100	2330	1100	00	100000	Title I Admin Sal	0.00	0.00	0.00	0.00	0.00
10E345	2330	1100	00	345000	ARP McKin Vent Liaison Salary	0.00	0.00	0.00	0.00	0.00
10E500	2330	1100	00	500000	Title Admin Salary	14,500.00	1,177.14	8,239.98	0.00	6,260.02
10E010	2330	1110	00	000000	Asst Supt Sec Sal	47,000.00	3,865.78	25,904.74	0.00	21,095.26
10E070	2330	1110	00	000000	21st Century Sec Sal	11,500.00	3,748.50	4,524.00	0.00	6,976.00
10E100	2330	1110	00	100000	Title I Admin Sec Sal	0.00	0.00	0.00	0.00	0.00
10E110	2330	1110	00	110000	PreK Admin Sec Sal	0.00	0.00	0.00	0.00	0.00
10E470	2330	1110	00	470000	21st Century Sec Sal	0.00	0.00	0.00	0.00	0.00
10E500	2330	1110	00	500000	Title I Admin Sec Salary	5,100.00	0.00	0.00	0.00	5,100.00
10E510	2330	1110	00	510000	PreK Adm Sec Sal Prior	24,950.00	2,078.90	14,006.50	0.00	10,943.50
10E---	2330	1---	--	-----	223,050.00	7,660.25	113,030.23	0.00	0.00	110,019.77
10E010	2330	2110	00	000000	Asst Supt TRS	13,000.00	1,193.30	8,353.10	0.00	4,646.90

Account Level				2023-24	January 2023-24	2023-24	2023-24	Encumbered	2023-24	
FDTLOC	FUNC	OBJ	SJ	Description	Budget	Monthly Activity	FYTD Activity	Batch Activity	Amount	Available Funds
10E070	2330	2110	00	000000	2,600.00	932.63	1,110.33	0.00	0.00	1,489.67
10E100	2330	2110	00	100000	0.00	0.00	0.00	0.00	0.00	0.00
10E345	2330	2110	00	345000	0.00	0.00	0.00	0.00	0.00	0.00
10E470	2330	2110	00	470000	0.00	0.00	0.00	0.00	0.00	0.00
10E500	2330	2110	00	500000	3,450.00	269.72	1,888.04	0.00	0.00	1,561.96
10E010	2330	2130	00	000000	0.00	0.00	0.00	0.00	0.00	0.00
10E100	2330	2130	00	100000	0.00	0.00	0.00	0.00	0.00	0.00
10E470	2330	2130	00	470000	0.00	0.00	0.00	0.00	0.00	0.00
10E010	2330	2200	00	000000	9,150.00	760.96	5,376.72	0.00	0.00	3,773.28
10E110	2330	2200	00	110000	0.00	0.00	0.00	0.00	0.00	0.00
10E345	2330	2200	00	345000	0.00	0.00	0.00	0.00	0.00	0.00
10E500	2330	2200	00	500000	0.00	0.00	0.00	0.00	0.00	0.00
10E510	2330	2200	00	510000	9.00	0.68	4.76	0.00	0.00	4.24
10E---	2330	2---	--	-----	28,209.00	3,157.29	16,732.95	0.00	0.00	11,476.05
10E100	2330	3170	00	100000	0.00	0.00	0.00	0.00	0.00	0.00
10E500	2330	3170	00	500000	0.00	0.00	0.00	0.00	0.00	0.00
10E010	2330	3190	00	000000	3,500.00	2,167.00	2,167.00	0.00	0.00	1,333.00
10E470	2330	3190	00	470000	0.00	0.00	0.00	0.00	0.00	0.00
10E010	2330	3320	00	000000	1,500.00	105.00	190.43	0.00	0.00	1,309.57
10E100	2330	3320	00	100000	0.00	0.00	0.00	0.00	0.00	0.00
10E500	2330	3320	00	500000	0.00	0.00	0.00	0.00	0.00	0.00
10E---	2330	3---	--	-----	5,000.00	2,272.00	2,357.43	0.00	0.00	2,642.57
10E070	2330	4100	00	000000	0.00	0.00	0.00	0.00	0.00	0.00
10E100	2330	4100	00	100000	0.00	0.00	0.00	0.00	0.00	0.00
10E110	2330	4100	00	110000	0.00	0.00	0.00	0.00	0.00	0.00
10E470	2330	4100	00	470000	0.00	0.00	0.00	0.00	0.00	0.00
10E500	2330	4100	00	500000	0.00	0.00	0.00	0.00	0.00	0.00
10E510	2330	4100	00	510000	3,000.00	0.00	1,999.85	0.00	0.00	1,000.15
10E---	2330	4---	--	-----	3,000.00	0.00	1,999.85	0.00	0.00	1,000.15
10E110	2330	5500	00	110000	0.00	0.00	0.00	0.00	0.00	0.00
10E510	2330	5500	00	510000	0.00	0.00	0.00	0.00	0.00	0.00
10E---	2330	5---	--	-----	0.00	0.00	0.00	0.00	0.00	0.00
10E010	2330	6400	00	000000	600.00	0.00	15.00	0.00	0.00	585.00
10E---	2330	6---	--	-----	600.00	0.00	15.00	0.00	0.00	585.00
10E280	2331	1100	00	280000	142,000.00	8,890.55	83,380.56	0.00	0.00	58,619.44
10E110	2331	1110	00	110000	2,000.00	0.00	1,548.00	0.00	0.00	452.00
10E280	2331	1110	00	280000	35,000.00	2,832.26	19,607.98	0.00	0.00	15,392.02
10E510	2331	1110	00	510000	11,088.00	890.96	4,454.80	0.00	0.00	6,633.20
10E---	2331	1---	--	-----	190,088.00	12,613.77	108,991.34	0.00	0.00	81,096.66
10E280	2331	2110	00	280000	14,500.00	1,001.38	9,391.51	0.00	0.00	5,108.49

Account Level				2023-24	January 2023-24	2023-24	2023-24	Encumbered	2023-24	
FDTLOC	FUNC	OBJ	SJ	Description	Budget	Monthly Activity	FYTD Activity	Batch Activity	Amount	Available Funds
10E280	2331	2130	00	280000	0.00	0.00	0.00	0.00	0.00	0.00
10E110	2331	2200	00	110000	5.00	0.00	0.56	0.00	0.00	4.44
10E280	2331	2200	00	280000	18,500.00	761.36	9,127.12	0.00	0.00	9,372.88
10E510	2331	2200	00	510000	6.00	0.28	1.40	0.00	0.00	4.60
10E---	2331	2---	--	-----	33,011.00	1,763.02	18,520.59	0.00	0.00	14,490.41
10E110	2331	3190	00	110000	0.00	0.00	0.00	0.00	0.00	0.00
10E510	2331	3190	00	510000	2,000.00	0.00	2,000.00	0.00	0.00	0.00
10E920	2331	3190	00	920000	12,500.00	0.00	16,992.08	0.00	0.00	-4,492.08
10E920	2331	3230	00	920000	0.00	0.00	0.00	0.00	0.00	0.00
10E920	2331	3240	00	920000	0.00	0.00	0.00	0.00	0.00	0.00
10E920	2331	3260	00	920000	1,500.00	0.00	0.00	0.00	0.00	1,500.00
10E920	2331	3320	00	920000	650.00	0.00	265.74	0.00	0.00	384.26
10E920	2331	3400	00	920000	0.00	0.00	0.00	0.00	0.00	0.00
10E---	2331	3---	--	-----	16,650.00	0.00	19,257.82	0.00	0.00	-2,607.82
10E110	2331	4100	00	110000	100.00	0.00	0.00	0.00	0.00	100.00
10E510	2331	4100	00	510000	1,000.00	0.00	0.00	0.00	0.00	1,000.00
10E920	2331	4100	00	920000	2,000.00	312.80	9,957.60	1,238.35	0.00	-9,195.95
10E920	2331	4130	00	920000	0.00	0.00	0.00	0.00	0.00	0.00
10E920	2331	4240	00	920000	0.00	0.00	0.00	0.00	0.00	0.00
10E920	2331	4700	00	920000	0.00	0.00	0.00	0.00	0.00	0.00
10E---	2331	4---	--	-----	3,100.00	312.80	9,957.60	1,238.35	0.00	-8,095.95
10E920	2331	5400	00	920000	0.00	0.00	0.00	0.00	0.00	0.00
10E920	2331	5500	00	920000	10,000.00	0.00	1,933.36	0.00	0.00	8,066.64
10E---	2331	5---	--	-----	10,000.00	0.00	1,933.36	0.00	0.00	8,066.64
10E920	2331	6400	00	920000	300.00	0.00	0.00	0.00	0.00	300.00
10E---	2331	6---	--	-----	300.00	0.00	0.00	0.00	0.00	300.00
10E320	2333	1100	00	320000	0.00	0.00	0.00	0.00	0.00	0.00
10E---	2333	1---	--	-----	0.00	0.00	0.00	0.00	0.00	0.00
10E320	2333	2110	00	320000	0.00	0.00	0.00	0.00	0.00	0.00
10E320	2333	2200	00	320000	0.00	0.00	0.00	0.00	0.00	0.00
10E---	2333	2---	--	-----	0.00	0.00	0.00	0.00	0.00	0.00
10E015	2410	1100	00	000000	95,000.00	7,901.68	55,311.76	0.00	0.00	39,688.24
10E020	2410	1100	00	000000	220,000.00	-1,723.56	106,900.56	0.00	0.00	113,099.44
10E030	2410	1100	00	000000	0.00	0.00	0.00	0.00	0.00	0.00
10E040	2410	1100	00	000000	173,000.00	14,386.64	100,459.84	0.00	0.00	72,540.16
10E050	2410	1100	00	000000	175,000.00	14,560.00	101,360.00	0.00	0.00	73,640.00
10E020	2410	1110	00	000000	130,000.00	10,499.42	66,953.70	0.00	0.00	63,046.30
10E030	2410	1110	00	000000	0.00	0.00	0.00	0.00	0.00	0.00
10E040	2410	1110	00	000000	60,000.00	4,962.90	33,928.00	0.00	0.00	26,072.00
10E050	2410	1110	00	000000	130,000.00	10,439.00	78,394.00	0.00	0.00	51,606.00

Account Level				2023-24	January 2023-24	2023-24	2023-24	Encumbered	2023-24	
FDTLOC	FUNC	OBJ	SJ	Description	Budget	Monthly Activity	FYTD Activity	Batch Activity	Amount	Available Funds
10E020	2410	1200	00	000000	0.00	0.00	0.00	0.00	0.00	0.00
10E050	2410	1200	00	000000	0.00	0.00	0.00	0.00	0.00	0.00
10E020	2410	1210	00	000000	2,000.00	0.00	0.00	0.00	0.00	2,000.00
10E040	2410	1210	00	000000	0.00	0.00	0.00	0.00	0.00	0.00
10E050	2410	1210	00	000000	1,500.00	0.00	0.00	0.00	0.00	1,500.00
10E---	2410	1---	--	-----	986,500.00	61,026.08	543,307.86	0.00	0.00	443,192.14
10E015	2410	2110	00	000000	9,500.00	890.00	6,230.00	0.00	0.00	3,270.00
10E020	2410	2110	00	000000	25,000.00	2,058.58	14,293.54	0.00	0.00	10,706.46
10E040	2410	2110	00	000000	19,500.00	1,620.44	11,315.30	0.00	0.00	8,184.70
10E050	2410	2110	00	000000	20,000.00	1,639.96	11,416.62	0.00	0.00	8,583.38
10E020	2410	2130	00	000000	0.00	0.00	0.00	0.00	0.00	0.00
10E040	2410	2130	00	000000	0.00	0.00	0.00	0.00	0.00	0.00
10E050	2410	2130	00	000000	0.00	0.00	0.00	0.00	0.00	0.00
10E015	2410	2200	00	000000	9,150.00	760.00	5,320.00	0.00	0.00	3,830.00
10E020	2410	2200	00	000000	9,200.00	2,282.88	13,657.08	0.00	0.00	-4,457.08
10E030	2410	2200	00	000000	0.00	0.00	0.00	0.00	0.00	0.00
10E040	2410	2200	00	000000	18,400.00	1,521.92	10,653.44	0.00	0.00	7,746.56
10E050	2410	2200	00	000000	18,500.00	1,523.84	10,666.88	0.00	0.00	7,833.12
10E---	2410	2---	--	-----	129,250.00	12,297.62	83,552.86	0.00	0.00	45,697.14
10E015	2410	3190	00	000000	1,500.00	819.72	1,126.47	0.00	0.00	373.53
10E020	2410	3190	00	000000	11,000.00	2,919.00	13,628.47	0.00	737.00	-3,365.47
10E030	2410	3190	00	000000	0.00	0.00	0.00	0.00	0.00	0.00
10E040	2410	3190	00	000000	10,000.00	2,769.00	13,095.38	0.00	0.00	-3,095.38
10E050	2410	3190	00	000000	10,000.00	2,769.00	12,919.15	0.00	0.00	-2,919.15
10E020	2410	3230	00	000000	1,500.00	0.00	1,260.00	0.00	0.00	240.00
10E030	2410	3230	00	000000	0.00	0.00	0.00	0.00	0.00	0.00
10E040	2410	3230	00	000000	0.00	0.00	0.00	0.00	0.00	0.00
10E050	2410	3230	00	000000	0.00	0.00	0.00	0.00	0.00	0.00
10E020	2410	3240	00	000000	0.00	0.00	0.00	0.00	0.00	0.00
10E040	2410	3240	00	000000	450.00	48.00	202.00	0.00	0.00	248.00
10E050	2410	3240	00	000000	2,000.00	0.00	0.00	0.00	0.00	2,000.00
10E015	2410	3320	00	000000	1,000.00	0.00	124.73	0.00	0.00	875.27
10E020	2410	3320	00	000000	2,500.00	0.00	1,898.03	0.00	0.00	601.97
10E030	2410	3320	00	000000	0.00	0.00	0.00	0.00	0.00	0.00
10E040	2410	3320	00	000000	1,000.00	13.13	299.79	24.12	154.25	521.84
10E050	2410	3320	00	000000	1,800.00	251.32	751.11	0.00	80.78	968.11
10E020	2410	3400	00	000000	0.00	0.00	0.00	0.00	0.00	0.00
10E030	2410	3400	00	000000	0.00	0.00	0.00	0.00	0.00	0.00
10E040	2410	3400	00	000000	0.00	0.00	0.00	0.00	0.00	0.00
10E050	2410	3400	00	000000	0.00	0.00	0.00	0.00	0.00	0.00

Account Level				2023-24	January 2023-24	2023-24	2023-24	Encumbered	2023-24	
FDTLOC	FUNC	OBJ	SJ	Description	Budget	Monthly Activity	FYTD Activity	Batch Activity	Amount	Available Funds
10E020	2410	3600	00 000000	RCES Printing	2,000.00	0.00	948.94	0.00	1,464.00	-412.94
10E040	2410	3600	00 000000	RCMS Printing	1,400.00	19.91	94.71	0.00	1,000.00	305.29
10E050	2410	3600	00 000000	RCHS Printing	3,000.00	0.00	105.13	0.00	0.00	2,894.87
10E---	2410	3---	-- -----		49,150.00	9,609.08	46,453.91	24.12	3,436.03	-764.06
10E015	2410	4100	00 000000	ELC Principal Office Supplies	2,500.00	148.18	441.46	0.00	82.75	1,975.79
10E020	2410	4100	00 000000	RCES Prin Off Supplies	10,000.00	733.46	4,327.81	0.00	2.30	5,669.89
10E030	2410	4100	00 000000	WRES Principal Supplies	0.00	0.00	0.00	0.00	0.00	0.00
10E040	2410	4100	00 000000	RCMS Principal Supplies	5,000.00	596.90	1,458.74	0.00	781.61	2,759.65
10E050	2410	4100	00 000000	RCHS Principal Supplies	14,000.00	872.64	4,608.07	0.00	4,016.47	5,375.46
10E015	2410	4240	00 000000	ELC Principal Copier/Toner	1,000.00	0.00	0.00	0.00	0.00	1,000.00
10E020	2410	4240	00 000000	RCES Copier Toner	0.00	0.00	0.00	0.00	0.00	0.00
10E050	2410	4240	00 000000	RCHS Principal Copier Toner	2,000.00	0.00	0.00	0.00	0.00	2,000.00
10E020	2410	4250	00 000000	RCES Copier Parts	0.00	0.00	0.00	0.00	0.00	0.00
10E050	2410	4400	00 000000	RCHS Principal Subscriptions	0.00	0.00	0.00	0.00	0.00	0.00
10E015	2410	4700	00 000000	ELC Principal Office Software	0.00	0.00	0.00	0.00	0.00	0.00
10E020	2410	4700	00 000000	RCES Prin Off Software	0.00	0.00	0.00	0.00	0.00	0.00
10E040	2410	4700	00 000000	RCMS Principapl Software	0.00	0.00	0.00	0.00	0.00	0.00
10E050	2410	4700	00 000000	RCHS Principal Software	0.00	0.00	0.00	0.00	0.00	0.00
10E---	2410	4---	-- -----		34,500.00	2,351.18	10,836.08	0.00	4,883.13	18,780.79
10E015	2410	5500	00 000000	ELC Principal Equipment	5,000.00	0.00	0.00	0.00	0.00	5,000.00
10E020	2410	5500	00 000000	RCES Principal Equip	5,000.00	0.00	0.00	0.00	0.00	5,000.00
10E040	2410	5500	00 000000	RCMS Principal Equip	3,000.00	0.00	1,978.24	0.00	1,294.00	-272.24
10E050	2410	5500	00 000000	RCHS Principal Equip	5,000.00	0.00	3,000.00	0.00	3,000.00	-1,000.00
10E---	2410	5---	-- -----		18,000.00	0.00	4,978.24	0.00	4,294.00	8,727.76
10E015	2410	6400	00 000000	ELC Principal Dues/Fees	750.00	0.00	429.00	0.00	0.00	321.00
10E020	2410	6400	00 000000	RCES Prin Dues/Fees	2,000.00	0.00	641.50	0.00	0.00	1,358.50
10E030	2410	6400	00 000000	WRES Dues & Fees	0.00	0.00	0.00	0.00	0.00	0.00
10E040	2410	6400	00 000000	RCMS Principal Dues/Fees	1,200.00	0.00	50.00	0.00	0.00	1,150.00
10E050	2410	6400	00 000000	RCHS Principal Dues/Fees	1,500.00	0.00	0.00	0.00	0.00	1,500.00
10E---	2410	6---	-- -----		5,450.00	0.00	1,120.50	0.00	0.00	4,329.50
10E010	2490	1100	00 000000	Program Supervisor Sal	0.00	0.00	0.00	0.00	0.00	0.00
10E020	2490	1100	00 000000	RCES Team Leader Salary	0.00	0.00	0.00	0.00	0.00	0.00
10E040	2490	1100	00 000000	RCMS Team Leader Salary	0.00	0.00	0.00	0.00	0.00	0.00
10E050	2490	1100	00 000000	RCHS Dept Head Salary	0.00	0.00	0.00	0.00	0.00	0.00
10E---	2490	1---	-- -----		0.00	0.00	0.00	0.00	0.00	0.00
10E010	2490	2110	00 000000	Program Suprvr TRS	0.00	0.00	0.00	0.00	0.00	0.00
10E020	2490	2110	00 000000	RCES Team Leader TRS	0.00	0.00	0.00	0.00	0.00	0.00
10E040	2490	2110	00 000000	RCMS Team Leader TRS	0.00	0.00	0.00	0.00	0.00	0.00
10E050	2490	2110	00 000000	RCHS Dept Head TRS	0.00	0.00	0.00	0.00	0.00	0.00
10E010	2490	2200	00 000000	Program Suprvr Ins Ben	0.00	0.00	0.00	0.00	0.00	0.00

Account Level				2023-24	January 2023-24	2023-24	2023-24	Encumbered	2023-24	
FDTLOC	FUNC	OBJ	SJ	Description	Budget	Monthly Activity	FYTD Activity	Batch Activity	Amount	Available Funds
10E---	2490	2---	--	-----	0.00	0.00	0.00	0.00	0.00	0.00
10E010	2490	3190	00	000000	0.00	0.00	0.00	0.00	0.00	0.00
10E010	2490	3320	00	000000	0.00	0.00	0.00	0.00	0.00	0.00
10E---	2490	3---	--	-----	0.00	0.00	0.00	0.00	0.00	0.00
10E010	2490	6400	00	000000	0.00	0.00	0.00	0.00	0.00	0.00
10E---	2490	6---	--	-----	0.00	0.00	0.00	0.00	0.00	0.00
10E010	2520	1110	00	000000	120,000.00	10,537.74	67,210.80	0.00	0.00	52,789.20
10E---	2520	1---	--	-----	120,000.00	10,537.74	67,210.80	0.00	0.00	52,789.20
10E010	2520	2110	00	000000	0.00	0.00	0.00	0.00	0.00	0.00
10E010	2520	2130	00	000000	0.00	0.00	0.00	0.00	0.00	0.00
10E010	2520	2200	00	000000	9,150.00	760.96	5,326.72	0.00	0.00	3,823.28
10E---	2520	2---	--	-----	9,150.00	760.96	5,326.72	0.00	0.00	3,823.28
10E010	2520	3100	00	000000	0.00	0.00	0.00	0.00	0.00	0.00
10E010	2520	3190	00	000000	40,000.00	6,101.45	42,580.10	0.00	0.00	-2,580.10
10E010	2520	3230	00	000000	0.00	0.00	0.00	0.00	0.00	0.00
10E010	2520	3320	00	000000	2,000.00	0.00	1,853.10	0.00	0.00	146.90
10E---	2520	3---	--	-----	42,000.00	6,101.45	44,433.20	0.00	0.00	-2,433.20
10E010	2520	4100	00	000000	4,000.00	119.98	1,290.28	0.00	490.92	2,218.80
10E010	2520	4700	00	000000	0.00	0.00	0.00	0.00	0.00	0.00
10E---	2520	4---	--	-----	4,000.00	119.98	1,290.28	0.00	490.92	2,218.80
10E010	2520	5500	00	000000	0.00	0.00	0.00	0.00	0.00	0.00
10E---	2520	5---	--	-----	0.00	0.00	0.00	0.00	0.00	0.00
10E010	2521	3190	00	000000	0.00	0.00	0.00	0.00	0.00	0.00
10E---	2521	3---	--	-----	0.00	0.00	0.00	0.00	0.00	0.00
10E010	2521	4100	00	000000	1,000.00	0.00	8,525.57	0.00	0.00	-7,525.57
10E020	2521	4100	00	000000	25,000.00	0.00	19,200.00	0.00	0.00	5,800.00
10E040	2521	4100	00	000000	5,000.00	0.00	3,763.74	0.00	0.00	1,236.26
10E050	2521	4100	00	000000	0.00	1,599.60	5,936.24	0.00	168.64	-6,104.88
10E080	2521	4100	00	000000	500.00	0.00	0.00	0.00	0.00	500.00
10E420	2521	4100	00	420000	0.00	0.00	-85.00	0.00	0.00	85.00
10E---	2521	4---	--	-----	31,500.00	1,599.60	37,340.55	0.00	168.64	-6,009.19
10E342	2530	3190	00	000000	0.00	0.00	0.00	0.00	0.00	0.00
10E343	2530	3190	00	000000	0.00	0.00	0.00	0.00	0.00	0.00
10E---	2530	3---	--	-----	0.00	0.00	0.00	0.00	0.00	0.00
10E015	2540	1110	00	000000	45,000.00	-1,904.00	12,739.00	0.00	0.00	32,261.00
10E020	2540	1110	00	000000	260,000.00	-16,175.79	99,891.22	0.00	0.00	160,108.78
10E030	2540	1110	00	000000	0.00	0.00	0.00	0.00	0.00	0.00
10E040	2540	1110	00	000000	185,000.00	-10,831.82	76,231.07	0.00	0.00	108,768.93
10E050	2540	1110	00	000000	355,000.00	-26,945.43	131,875.60	0.00	0.00	223,124.40
10E020	2540	1200	00	000000	0.00	0.00	0.00	0.00	0.00	0.00

Account Level				2023-24	January 2023-24	2023-24	2023-24	Encumbered	2023-24	
FDTLOC	FUNC	OBJ	SJ	Description	Budget	Monthly Activity	FYTD Activity	Batch Activity	Amount	Available Funds
10E040	2540	1200	00 000000	RCMS Custodial Sub Sal	0.00	0.00	0.00	0.00	0.00	0.00
10E050	2540	1200	00 000000	RCHS Custodial Sub Sal	0.00	0.00	0.00	0.00	0.00	0.00
10E015	2540	1210	00 000000	ELC Sub Custodian Salary	1,000.00	0.00	0.00	0.00	0.00	1,000.00
10E020	2540	1210	00 000000	RCES Cust Sub Sal	5,000.00	182.75	905.25	0.00	0.00	4,094.75
10E030	2540	1210	00 000000	WRES Sub Cust Sal	0.00	0.00	0.00	0.00	0.00	0.00
10E040	2540	1210	00 000000	RCMS Custodial Sub Sal	4,000.00	0.00	654.50	0.00	0.00	3,345.50
10E050	2540	1210	00 000000	RCHS Custodial Sub Salary	7,500.00	0.00	1,712.75	0.00	0.00	5,787.25
10E---	2540	1---	-- -----		862,500.00	-55,674.29	324,009.39	0.00	0.00	538,490.61
10E050	2540	2110	00 000000	RCHS Custodial Benefits	0.00	0.00	0.00	0.00	0.00	0.00
10E020	2540	2130	00 000000		0.00	0.00	0.00	0.00	0.00	0.00
10E040	2540	2130	00 000000		0.00	0.00	0.00	0.00	0.00	0.00
10E050	2540	2130	00 000000		0.00	0.00	0.00	0.00	0.00	0.00
10E015	2540	2200	00 000000	ELC Custodian Ins Benefit	9,150.00	760.00	4,180.00	0.00	0.00	4,970.00
10E020	2540	2200	00 000000	RCES Cust Ins Benefit	18,500.00	2,281.92	15,973.44	0.00	0.00	2,526.56
10E030	2540	2200	00 000000	WRES Cust Ins Ben	0.00	0.00	0.00	0.00	0.00	0.00
10E040	2540	2200	00 000000	RCMS Custodial Ins Ben	27,450.00	2,280.00	15,960.00	0.00	0.00	11,490.00
10E050	2540	2200	00 000000	RCHS Custodial Ins Ben	46,000.00	3,041.92	27,563.44	0.00	0.00	18,436.56
10E---	2540	2---	-- -----		101,100.00	8,363.84	63,676.88	0.00	0.00	37,423.12
10E110	2540	3190	00 110000	Pre K Playground Pur Serv	0.00	0.00	0.00	0.00	0.00	0.00
10E342	2540	3190	00 000000	ESSER II Building Purch Serv	0.00	0.00	0.00	0.00	0.00	0.00
10E510	2540	3190	00 510000	Pre K Playground Purch Serv	0.00	0.00	0.00	0.00	0.00	0.00
10E050	2540	3200	00 000000	RCHS Prop Serv - Rental Repair	0.00	0.00	0.00	0.00	0.00	0.00
10E---	2540	3---	-- -----		0.00	0.00	0.00	0.00	0.00	0.00
10E015	2540	4100	00 000000	ELC Playground Supplies	2,500.00	0.00	0.00	0.00	0.00	2,500.00
10E110	2540	4100	00 110000	Pre K Playground Supp	0.00	0.00	0.00	0.00	0.00	0.00
10E220	2540	4100	00 220000	FEMA GRANT OPER&MAINT SUPPLIES	0.00	0.00	0.00	0.00	0.00	0.00
10E340	2540	4100	00 340000	ESSER Bldg Supplies	0.00	0.00	0.00	0.00	0.00	0.00
10E342	2540	4100	00 000000	ESSER II Building Supplies	0.00	0.00	0.00	0.00	0.00	0.00
10E510	2540	4100	00 510000	Pre K playground supp	0.00	0.00	0.00	0.00	0.00	0.00
10E010	2540	4650	00 000000	Admin Natural Gas	0.00	0.00	0.00	0.00	0.00	0.00
10E015	2540	4650	00 000000	ELC Natural Gas	7,500.00	0.00	0.00	0.00	8,000.00	-500.00
10E020	2540	4650	00 000000	RCES Natural Gas	50,000.00	9,670.54	15,564.13	0.00	24,435.87	10,000.00
10E030	2540	4650	00 000000	WRES Natural Gas	0.00	0.00	0.00	0.00	0.00	0.00
10E040	2540	4650	00 000000	RCMS Natural Gas	10,000.00	1,965.88	2,916.56	0.00	5,083.44	2,000.00
10E050	2540	4650	00 000000	RCHS Natural Gas	0.00	7,961.80	12,032.44	0.00	27,967.56	-40,000.00
10E015	2540	4660	00 000000	ELC Electric	75,000.00	3,309.73	20,308.42	0.00	54,691.58	0.00
10E020	2540	4660	00 000000	RCES Electric	175,000.00	14,164.55	114,728.85	0.00	60,271.15	0.00
10E030	2540	4660	00 000000	WRES Electric	0.00	0.00	0.00	0.00	0.00	0.00
10E040	2540	4660	00 000000	RCMS Electric	105,000.00	7,845.53	53,076.58	0.00	0.00	51,923.42
10E050	2540	4660	00 000000	RCHS Electric	0.00	10,963.93	90,395.18	0.00	32,679.13	-123,074.31

Account Level				2023-24	January 2023-24	2023-24	2023-24	Encumbered	2023-24	
FDTLOC	FUNC	OBJ	SJ	Description	Budget	Monthly Activity	FYTD Activity	Batch Activity	Amount	Available Funds
10E---	2540	4---	--	-----	425,000.00	55,881.96	309,022.16	0.00	213,128.73	-97,150.89
10E110	2540	5500	00	110000	0.00	0.00	0.00	0.00	0.00	0.00
10E220	2540	5500	00	220000	0.00	0.00	0.00	0.00	0.00	0.00
10E340	2540	5500	00	340000	0.00	0.00	0.00	0.00	0.00	0.00
10E342	2540	5500	00	000000	0.00	0.00	0.00	0.00	0.00	0.00
10E510	2540	5500	00	510000	0.00	0.00	0.00	0.00	0.00	0.00
10E570	2540	5500	00	570000	0.00	0.00	0.00	0.00	0.00	0.00
10E---	2540	5---	--	-----	0.00	0.00	0.00	0.00	0.00	0.00
10E070	2550	1110	00	000000	15,000.00	416.00	5,148.00	0.00	0.00	9,852.00
10E100	2550	1110	00	100000	1,500.00	0.00	2,920.60	0.00	0.00	-1,420.60
10E110	2550	1110	00	110000	0.00	1,374.43	2,733.56	0.00	0.00	-2,733.56
10E210	2550	1110	00	210000	0.00	0.00	0.00	0.00	0.00	0.00
10E343	2550	1110	00	000000	1,600.00	0.00	0.00	0.00	0.00	1,600.00
10E470	2550	1110	00	470000	0.00	104.00	1,612.00	0.00	0.00	-1,612.00
10E500	2550	1110	00	500000	5,000.00	0.00	0.00	0.00	0.00	5,000.00
10E510	2550	1110	00	510000	73,100.00	4,122.57	36,243.93	0.00	0.00	36,856.07
10E110	2550	1210	00	110000	0.00	0.00	0.00	0.00	0.00	0.00
10E510	2550	1210	00	510000	0.00	0.00	0.00	0.00	0.00	0.00
10E---	2550	1---	--	-----	96,200.00	6,017.00	48,658.09	0.00	0.00	47,541.91
10E110	2550	2130	00	110000	0.00	0.00	0.00	0.00	0.00	0.00
10E070	2550	2200	00	000000	0.00	0.00	0.00	0.00	0.00	0.00
10E110	2550	2200	00	110000	0.00	0.00	0.00	0.00	0.00	0.00
10E470	2550	2200	00	470000	0.00	0.00	0.00	0.00	0.00	0.00
10E510	2550	2200	00	510000	0.00	0.00	0.00	0.00	0.00	0.00
10E---	2550	2---	--	-----	0.00	0.00	0.00	0.00	0.00	0.00
10E080	2550	3190	00	000000	100.00	0.00	0.00	0.00	0.00	100.00
10E080	2550	3230	00	000000	3,000.00	72.50	4,094.66	0.00	2,335.50	-3,430.16
10E070	2550	3310	00	000000	25,000.00	0.00	0.00	0.00	0.00	25,000.00
10E100	2550	3310	00	100000	7,500.00	0.00	0.00	0.00	0.00	7,500.00
10E110	2550	3310	00	110000	0.00	0.00	0.00	0.00	0.00	0.00
10E210	2550	3310	00	210000	0.00	0.00	0.00	0.00	0.00	0.00
10E343	2550	3310	00	000000	1,800.00	0.00	0.00	0.00	0.00	1,800.00
10E470	2550	3310	00	470000	0.00	0.00	0.00	0.00	0.00	0.00
10E500	2550	3310	00	500000	10,000.00	0.00	0.00	0.00	0.00	10,000.00
10E510	2550	3310	00	510000	7,000.00	0.00	0.00	0.00	0.00	7,000.00
10E781	2550	3320	00	781000	0.00	0.00	0.00	0.00	0.00	0.00
10E080	2550	3400	00	000000	13,500.00	1,262.62	4,402.56	0.00	0.00	9,097.44
10E080	2550	3700	00	000000	500.00	0.00	300.00	0.00	0.00	200.00
10E---	2550	3---	--	-----	68,400.00	1,335.12	8,797.22	0.00	2,335.50	57,267.28
10E080	2550	4100	00	000000	4,000.00	129.69	1,524.89	0.00	2,214.64	260.47

Account Level				2023-24	January 2023-24	2023-24	2023-24	Encumbered	2023-24		
FDTLOC	FUNC	OBJ	SJ	Description	Budget	Monthly Activity	FYTD Activity	Batch Activity	Amount	Available Funds	
10E100	2550	4100	00	100000	Title I Book Bus	0.00	0.00	8,861.44	0.00	0.00	-8,861.44
10E345	2550	4100	00	345000	ARP McKin Vent Trans Supplies	3,100.00	0.00	0.00	0.00	0.00	3,100.00
10E080	2550	4640	00	000000	Bus Barn Van Fuel(Wh/Sil)	15,000.00	103.24	1,001.11	0.00	0.00	13,998.89
10E080	2550	4650	00	000000	Bus Barn Natural Gas	4,000.00	899.73	1,389.03	0.00	1,110.97	1,500.00
10E080	2550	4660	00	000000	Bus Barn Electric	3,000.00	250.31	1,515.07	0.00	0.00	1,484.93
10E---	2550	4---	--	-----		29,100.00	1,382.97	14,291.54	0.00	3,325.61	11,482.85
10E342	2550	5500	00	000000	ESSER II Transportation Equip	0.00	0.00	0.00	0.00	0.00	0.00
10E080	2550	5520	00	000000	Other vehicle purchase	0.00	0.00	0.00	0.00	0.00	0.00
10E342	2550	5520	00	000000	ESSER II Tran Vehicle Purchase	0.00	0.00	0.00	0.00	0.00	0.00
10E---	2550	5---	--	-----		0.00	0.00	0.00	0.00	0.00	0.00
10E510	2551	1110	00	510000	At Risk New Bus/Aide Sal	0.00	0.00	0.00	0.00	0.00	0.00
10E---	2551	1---	--	-----		0.00	0.00	0.00	0.00	0.00	0.00
10E070	2560	1110	00	000000	21st Century Food Serv Sal	8,000.00	260.09	3,718.52	0.00	0.00	4,281.48
10E420	2560	1110	00	420000	Food Service Salary	430,000.00	11,935.00	200,867.60	0.00	0.00	229,132.40
10E440	2560	1110	00	440000	US Healthier Salaries	0.00	0.00	0.00	0.00	0.00	0.00
10E460	2560	1110	00	460000	Fed Summer School Sal	0.00	0.00	0.00	0.00	0.00	0.00
10E470	2560	1110	00	470000	21st Century Food Serv Sal	0.00	0.00	510.48	0.00	0.00	-510.48
10E420	2560	1200	00	420000	Food Serv Sub Sal	0.00	0.00	0.00	0.00	0.00	0.00
10E420	2560	1210	00	420000	Food Service Sub Sal	30,000.00	3,358.56	13,539.15	0.00	0.00	16,460.85
10E---	2560	1---	--	-----		468,000.00	15,553.65	218,635.75	0.00	0.00	249,364.25
10E420	2560	2110	00	420000		0.00	852.00	3,168.00	0.00	0.00	-3,168.00
10E420	2560	2130	00	420000		0.00	0.00	0.00	0.00	0.00	0.00
10E070	2560	2200	00	000000	21st Century Food Serv Ben	0.00	0.00	0.00	0.00	0.00	0.00
10E420	2560	2200	00	420000	Food Service Ins Ben	65,000.00	4,315.48	31,465.15	0.00	0.00	33,534.85
10E---	2560	2---	--	-----		65,000.00	5,167.48	34,633.15	0.00	0.00	30,366.85
10E350	2560	3140	00	350000	Food Service Train,Lic	100.00	0.00	0.00	0.00	0.00	100.00
10E350	2560	3190	00	350000	Food Service Purch Serv	2,500.00	210.00	2,772.00	0.00	0.00	-272.00
10E460	2560	3190	00	460000	Fed Summer School Pur Serv	0.00	0.00	0.00	0.00	0.00	0.00
10E350	2560	3230	00	350000	Food Service Rep/Maint	0.00	0.00	0.00	0.00	0.00	0.00
10E350	2560	3260	00	350000	Food Service Postage	0.00	0.00	0.00	0.00	0.00	0.00
10E350	2560	3320	00	350000	Food Service Travel	0.00	0.00	0.00	0.00	0.00	0.00
10E460	2560	3320	00	460000	Fed Summer Mileage	0.00	0.00	0.00	0.00	0.00	0.00
10E---	2560	3---	--	-----		2,600.00	210.00	2,772.00	0.00	0.00	-172.00
10E110	2560	4100	00	110000	PreK Food Serv Supp	0.00	0.00	0.00	0.00	0.00	0.00
10E210	2560	4100	00	210000	ROE At-Risk Snacks	0.00	0.00	0.00	0.00	0.00	0.00
10E230	2560	4100	00	230000	SOS/NKH Supplies	0.00	0.00	0.00	0.00	0.00	0.00
10E420	2560	4100	00	420000	Food Service Supplies	650,000.00	37,826.52	282,719.07	0.00	364,754.30	2,526.63
10E440	2560	4100	00	440000	US Healthier Supp	0.00	0.00	0.00	0.00	0.00	0.00
10E460	2560	4100	00	460000	Fed Summer Food Supplies	0.00	0.00	0.00	0.00	0.00	0.00
10E510	2560	4100	00	510000	Pre K Food Supp	750.00	0.00	0.00	0.00	0.00	750.00

Account Level				2023-24	January 2023-24	2023-24	2023-24	Encumbered	2023-24		
FDTLOC	FUNC	OBJ	SJ	Description	Budget	Monthly Activity	FYTD Activity	Batch Activity	Amount	Available Funds	
10E110	2560	4110	00	110000	0-3 Food Service Supplies	0.00	0.00	0.00	0.00	0.00	
10E510	2560	4110	00	510000	0-3 Food Serv Suppl	0.00	0.00	0.00	0.00	0.00	
10E420	2560	4640	00	420000	Food Service Fuel	100.00	0.00	0.00	0.00	100.00	
10E420	2560	4700	00	420000	Food Service Software	500.00	0.00	0.00	0.00	500.00	
10E---	2560	4---	--	-----		651,350.00	37,826.52	282,719.07	0.00	364,754.30	3,876.63
10E230	2560	5500	00	230000	SOS/NKH Equipment	0.00	0.00	0.00	0.00	0.00	
10E430	2560	5500	00	430000	Food Serv Equip	0.00	0.00	0.00	0.00	0.00	
10E440	2560	5500	00	440000	NSLP Equipment	0.00	0.00	0.00	0.00	0.00	
10E---	2560	5---	--	-----		0.00	0.00	0.00	0.00	0.00	
10E010	2620	1100	00	000000	Resource/Consultant Teacher	0.00	0.00	0.00	0.00	0.00	
10E070	2620	1100	00	000000	21st Century Eval Sal	6,000.00	0.00	0.00	0.00	6,000.00	
10E470	2620	1100	00	470000	21st Century Eval Sal	0.00	0.00	0.00	0.00	0.00	
10E010	2620	1110	00	000000	JFF research sal	0.00	0.00	0.00	0.00	0.00	
10E---	2620	1---	--	-----		6,000.00	0.00	0.00	0.00	6,000.00	
10E010	2620	2110	00	000000	Res/Consult Teach TRS	0.00	0.00	0.00	0.00	0.00	
10E070	2620	2110	00	000000	21st Century Planning TRS	1,380.00	0.00	0.00	0.00	1,380.00	
10E470	2620	2110	00	470000	21st Century Eval TRS	0.00	0.00	0.00	0.00	0.00	
10E010	2620	2200	00	000000	Res/Consult Teach Ins Ben	0.00	0.00	0.00	0.00	0.00	
10E---	2620	2---	--	-----		1,380.00	0.00	0.00	0.00	1,380.00	
10E010	2620	3190	00	000000	District Accreditation Pur Ser	0.00	0.00	1,200.00	0.00	-1,200.00	
10E070	2620	3190	00	000000	21st Century Pur Serv	0.00	0.00	0.00	0.00	0.00	
10E470	2620	3190	00	470000	21st Century Pur Serv	0.00	0.00	0.00	0.00	0.00	
10E010	2620	3320	00	000000	District Accreditation M M M	0.00	0.00	0.00	0.00	0.00	
10E070	2620	3320	00	000000	21st Century Travel	0.00	0.00	0.00	0.00	0.00	
10E470	2620	3320	00	470000	21st Century Trav	0.00	0.00	0.00	0.00	0.00	
10E---	2620	3---	--	-----		0.00	0.00	1,200.00	0.00	-1,200.00	
10E010	2620	4100	00	000000	District Staff Devlpmnt Supp	0.00	0.00	0.00	0.00	0.00	
10E070	2620	4100	00	000000	21st Century Supp	500.00	0.00	0.00	0.00	500.00	
10E470	2620	4100	00	470000	21st Century Supp	0.00	0.00	0.00	0.00	0.00	
10E---	2620	4---	--	-----		500.00	0.00	0.00	0.00	500.00	
10E010	2620	5500	00	000000	RTI Instr Equip	0.00	0.00	0.00	0.00	0.00	
10E---	2620	5---	--	-----		0.00	0.00	0.00	0.00	0.00	
10E010	2630	3190	00	000000	Maintenance Plan/Warranty	0.00	0.00	0.00	0.00	0.00	
10E010	2630	3400	00	000000	District Alert Now System	0.00	0.00	0.00	0.00	0.00	
10E010	2630	3410	00	000000	District Wide Phone System	10,000.00	735.05	5,244.28	0.00	4,755.72	
10E010	2630	3420	00	000000	District Wide Internet	30,000.00	2,110.00	14,770.00	0.00	10,481.00	4,749.00
10E---	2630	3---	--	-----		40,000.00	2,845.05	20,014.28	0.00	10,481.00	9,504.72
10E010	2630	4100	00	000000	District Information Supplies	500.00	0.00	0.00	0.00	500.00	
10E345	2630	4100	00	345000	ARP McKin Vent Info Supplies	1,000.00	0.00	0.00	0.00	1,000.00	
10E---	2630	4---	--	-----		1,500.00	0.00	0.00	0.00	1,500.00	

Account Level				2023-24	January 2023-24	2023-24	2023-24	Encumbered	2023-24	
FDTLOC	FUNC	OBJ	SJ	Description	Budget	Monthly Activity	FYTD Activity	Batch Activity	Amount	Available Funds
10E330	2640	3190	00 330000	Title II recruiting fee	0.00	0.00	0.00	0.00	0.00	0.00
10E---	2640	3---	-- -----		0.00	0.00	0.00	0.00	0.00	0.00
10E010	2660	1100	00 000000	District Comp Tech Salary	0.00	0.00	0.00	0.00	0.00	0.00
10E010	2660	1110	00 000000	District Comp Tech Salary	245,000.00	19,564.52	134,531.48	0.00	0.00	110,468.52
10E---	2660	1---	-- -----		245,000.00	19,564.52	134,531.48	0.00	0.00	110,468.52
10E010	2660	2110	00 000000	District Comp Tech TRS	0.00	0.00	0.00	0.00	0.00	0.00
10E010	2660	2130	00 000000		0.00	0.00	0.00	0.00	0.00	0.00
10E010	2660	2200	00 000000	District Computer Tech Ins	18,300.00	2,280.96	15,966.72	0.00	0.00	2,333.28
10E---	2660	2---	-- -----		18,300.00	2,280.96	15,966.72	0.00	0.00	2,333.28
10E010	2660	3190	00 000000	District Comp Tech Pur Serv	40,000.00	8,047.00	50,653.74	0.00	0.00	-10,653.74
10E342	2660	3190	00 000000	ESSER II Tech Purchased Serv	0.00	0.00	0.00	0.00	0.00	0.00
10E010	2660	3230	00 000000	District Comp Tech Rep/Maint	1,000.00	0.00	0.00	0.00	0.00	1,000.00
10E010	2660	3320	00 000000	District Computer Tech Mileage	500.00	0.00	0.00	0.00	0.00	500.00
10E---	2660	3---	-- -----		41,500.00	8,047.00	50,653.74	0.00	0.00	-9,153.74
10E010	2660	4100	00 000000	District Comp Tech Supplies	40,000.00	108.00	21,747.02	0.00	0.00	18,252.98
10E010	2660	4700	00 000000	District Comp Tech Software	1,000.00	0.00	1,270.97	0.00	64.99	-335.96
10E---	2660	4---	-- -----		41,000.00	108.00	23,017.99	0.00	64.99	17,917.02
10E010	2660	5500	00 000000	District Comp Tech Equipment	25,000.00	0.00	1,841.14	0.00	0.00	23,158.86
10E---	2660	5---	-- -----		25,000.00	0.00	1,841.14	0.00	0.00	23,158.86
10E020	2900	1100	00 000000	ES Team Leader	15,000.00	1,151.94	8,200.46	0.00	0.00	6,799.54
10E040	2900	1100	00 000000	MS Team Leader	11,000.00	786.78	5,896.16	0.00	0.00	5,103.84
10E050	2900	1100	00 000000	HS Team Leader	19,100.00	1,595.04	11,107.58	0.00	0.00	7,992.42
10E070	2900	1100	00 000000	21st Century Fac Sal	35,000.00	1,542.18	17,836.03	0.00	0.00	17,163.97
10E470	2900	1100	00 470000	21st Century Sal	0.00	0.00	0.00	0.00	0.00	0.00
10E---	2900	1---	-- -----		80,100.00	5,075.94	43,040.23	0.00	0.00	37,059.77
10E020	2900	2110	00 000000	ES Team Leader TRS	1,800.00	129.84	924.00	0.00	0.00	876.00
10E040	2900	2110	00 000000	MS Team Leader TRS	1,325.00	88.63	664.18	0.00	0.00	660.82
10E050	2900	2110	00 000000	HS Team Leader TRS	2,300.00	179.76	1,251.52	0.00	0.00	1,048.48
10E070	2900	2110	00 000000	21st Century Fac TRS	8,050.00	294.57	3,593.23	0.00	0.00	4,456.77
10E470	2900	2110	00 470000	21st Century TRS	0.00	0.00	0.00	0.00	0.00	0.00
10E---	2900	2---	-- -----		13,475.00	692.80	6,432.93	0.00	0.00	7,042.07
10E100	2900	3190	00 100000	Title I SES services	0.00	0.00	0.00	0.00	0.00	0.00
10E340	2900	3190	00 340000	ESSER Other Purchased Services	0.00	0.00	0.00	0.00	0.00	0.00
10E345	2900	3190	00 345000	ARP McKin Ven Support Services	4,000.00	0.00	999.00	0.00	108.25	2,892.75
10E500	2900	3190	00 500000	Title I SES Services	400.00	0.00	0.00	0.00	0.00	400.00
10E---	2900	3---	-- -----		4,400.00	0.00	999.00	0.00	108.25	3,292.75
10E070	2900	4100	00 000000	21st Century Supp	0.00	0.00	0.00	0.00	0.00	0.00
10E100	2900	4100	00 100000	Title I Homeless Supplies	0.00	0.00	0.00	0.00	0.00	0.00
10E345	2900	4100	00 345000	ARP McKin Ven Support Supplies	250.00	0.00	1,799.53	0.00	214.10	-1,763.63
10E470	2900	4100	00 470000	21st Century Site Mngrs Suppli	0.00	0.00	0.00	0.00	0.00	0.00

Account Level				2023-24	January 2023-24	2023-24	2023-24	Encumbered	2023-24	
FDTLOC	FUNC	OBJ	SJ	Description	Budget	Monthly Activity	FYTD Activity	Batch Activity	Amount	Available Funds
10E500	2900	4100	00	500000	Title I Homeless supplies	0.00	0.00	0.00	0.00	0.00
10E---	2900	4---	--	-----	250.00	0.00	1,799.53	0.00	214.10	-1,763.63
10E---	2---	----	--	-----	7,362,213.00	323,131.63	3,965,758.90	1,861.31	642,101.72	2,752,491.07
10E070	3000	1100	00	000000	21st Century Comm Serv Sal	0.00	0.00	0.00	0.00	0.00
10E100	3000	1100	00	100000	Title I Prnt Invl Sal	0.00	0.00	0.00	0.00	0.00
10E110	3000	1100	00	110000	PreK 0-3 Teach Sal	42,000.00	0.00	35,963.56	0.00	6,036.44
10E150	3000	1100	00	150000	SESE Flow Thru St Joe Spch Sal	0.00	0.00	0.00	0.00	0.00
10E470	3000	1100	00	470000	21st Century Comm Ser Sal	0.00	0.00	0.00	0.00	0.00
10E500	3000	1100	00	500000	Title I Prnt Invl Sal Pr	0.00	0.00	0.00	0.00	0.00
10E510	3000	1100	00	510000	PI 0-3 Teach Sal	233,472.00	22,125.68	94,442.40	0.00	139,029.60
10E100	3000	1110	00	100000	Title I N/C	0.00	0.00	0.00	0.00	0.00
10E500	3000	1110	00	500000	Title I N/C sal	5,000.00	0.00	0.00	0.00	5,000.00
10E510	3000	1110	00	510000	PI Sec Sal	0.00	0.00	0.00	0.00	0.00
10E100	3000	1200	00	100000		0.00	0.00	0.00	0.00	0.00
10E110	3000	1200	00	110000	PreK 0-3 Sub Sal	0.00	0.00	0.00	0.00	0.00
10E510	3000	1200	00	510000	PI Sub Salary	0.00	0.00	0.00	0.00	0.00
10E100	3000	1300	00	100000	Title I St Joe Tutor Sal	0.00	0.00	0.00	0.00	0.00
10E500	3000	1300	00	500000	St Joe Title I Tutoring	0.00	0.00	0.00	0.00	0.00
10E---	3000	1---	--	-----	280,472.00	22,125.68	130,405.96	0.00	0.00	150,066.04
10E070	3000	2110	00	000000	21st Century TRS	0.00	0.00	0.00	0.00	0.00
10E100	3000	2110	00	100000	Title I Prnt Invl TRS	0.00	0.00	0.00	0.00	0.00
10E110	3000	2110	00	110000	PreK 0-3 Teacher TRS	0.00	0.00	3,129.49	0.00	-3,129.49
10E150	3000	2110	00	150000	SESE St Joe Flow Thru TRS	0.00	0.00	0.00	0.00	0.00
10E470	3000	2110	00	470000	21st Century Comm Serv TRS	0.00	0.00	0.00	0.00	0.00
10E500	3000	2110	00	500000	Title I Prnt Inl Vl TRS	0.00	0.00	0.00	0.00	0.00
10E510	3000	2110	00	510000	PI 0-3 TRS	28,000.00	2,018.24	8,176.87	0.00	19,823.13
10E100	3000	2130	00	100000		0.00	0.00	0.00	0.00	0.00
10E100	3000	2200	00	100000	Title I Prnt Inl Ins Ben	0.00	0.00	0.00	0.00	0.00
10E110	3000	2200	00	110000	PreK 0-3 Teach Ins Ben	5,000.00	0.00	1,676.80	0.00	3,323.20
10E500	3000	2200	00	500000	Title I Ins Ben Prior	0.00	0.00	0.00	0.00	0.00
10E510	3000	2200	00	510000	PI 0-3 Ins Ben Prior	34,656.00	1,218.88	3,054.40	0.00	31,601.60
10E---	3000	2---	--	-----	67,656.00	3,237.12	16,037.56	0.00	0.00	51,618.44
10E100	3000	3140	00	100000	Title I St Joe Reg Fee	0.00	0.00	0.00	0.00	0.00
10E330	3000	3140	00	330000	Title II St Joe Consult	0.00	0.00	0.00	0.00	0.00
10E500	3000	3140	00	500000	Title I St Joe Reg	0.00	0.00	0.00	0.00	0.00
10E010	3000	3190	00	000000	District Comm Serv Pur Serv	1,000.00	0.00	500.00	0.00	500.00
10E070	3000	3190	00	000000	21st Century Pur Serv	250.00	0.00	0.00	0.00	250.00
10E100	3000	3190	00	100000	Title I Comm TAPP	0.00	0.00	0.00	0.00	0.00
10E110	3000	3190	00	110000	PI Purchase Serv	2,000.00	0.00	0.00	108.00	1,892.00
10E130	3000	3190	00	130000	CWinters B3 Pur Serv	0.00	0.00	0.00	0.00	0.00

Account Level				2023-24	January 2023-24	2023-24	2023-24	Encumbered	2023-24	
FDTLOC	FUNC	OBJ	SJ	Description	Budget	Monthly Activity	FYTD Activity	Batch Activity	Amount	Available Funds
10E170	3000	3190	00	170000	Title IV St Joe M M M	0.00	0.00	0.00	0.00	0.00
10E180	3000	3190	00	180000	RTTT Comm Serv Pur Serv	0.00	0.00	0.00	0.00	0.00
10E290	3000	3190	00	290000	JFF Richland React Website	0.00	0.00	0.00	0.00	0.00
10E470	3000	3190	00	470000	21st Century Pur Serv	0.00	0.00	0.00	0.00	0.00
10E500	3000	3190	00	500000	Title I Comm Serv Pur Serv	126.00	0.00	0.00	0.00	126.00
10E510	3000	3190	00	510000	PI 0-3 Pur Servcs	0.00	0.00	0.00	0.00	0.00
10E530	3000	3190	00	530000	Title II St Joe Pur Serv	0.00	0.00	0.00	0.00	0.00
10E690	3000	3190	00	690000	TAPS Purchase Service	0.00	0.00	0.00	0.00	0.00
10E730	3000	3190	00	730000	JFF Tapps Pur Serv	0.00	0.00	0.00	0.00	0.00
10E100	3000	3250	00	100000	Title I Prnt Invl Pur Serv	0.00	0.00	0.00	0.00	0.00
10E010	3000	3320	00	000000	District Comm Serv Mileage	0.00	0.00	0.00	0.00	0.00
10E100	3000	3320	00	100000	Title I St Joe Travel	0.00	0.00	0.00	0.00	0.00
10E110	3000	3320	00	110000	PreK 0-3 Travel	2,000.00	0.00	484.39	0.00	1,515.61
10E330	3000	3320	00	330000	Title II St Joe Travel	0.00	0.00	0.00	0.00	0.00
10E500	3000	3320	00	500000	Title I Parent Coord Mileage	0.00	0.00	0.00	0.00	0.00
10E500	3000	3320	01	500000	Title I St Joe Mileage	0.00	0.00	0.00	0.00	0.00
10E510	3000	3320	00	510000	PI 0-3 Trav	8,895.00	503.78	2,601.39	0.00	6,293.61
10E530	3000	3320	00	530000	Title II Trav	0.00	0.00	0.00	0.00	0.00
10E---	3000	3---	--	-----		14,271.00	503.78	3,585.78	0.00	10,577.22
10E010	3000	4100	00	000000	District Comm Serv Supp	0.00	0.00	0.00	0.00	0.00
10E070	3000	4100	00	000000	21st Century Comm Serv Supplie	250.00	89.66	89.66	0.00	160.34
10E100	3000	4100	00	100000	Title I Prnt Invl Supp	0.00	0.00	4,969.36	120.00	-5,089.36
10E110	3000	4100	00	110000	PreK 0-3 Supplies	25,000.00	0.00	37,769.72	208.68	-12,978.40
10E130	3000	4100	00	130000	CW Birth-3 Store	0.00	0.00	0.00	0.00	0.00
10E170	3000	4100	00	170000	Title IV St Joe Supp	0.00	0.00	0.00	0.00	0.00
10E180	3000	4100	00	180000	RTTT Community Mtg Supp	0.00	0.00	0.00	0.00	0.00
10E330	3000	4100	00	330000	Title II St Joe Supplies	0.00	0.00	0.00	0.00	0.00
10E470	3000	4100	00	470000	21st Century Sup	0.00	0.00	0.00	0.00	0.00
10E500	3000	4100	00	500000	Title I Parent Coord Supplies	0.00	104.18	1,029.41	42.78	104.18
10E510	3000	4100	00	510000	PI 0-3 Supp	12,513.00	1,326.86	9,114.52	40.97	8,522.60
10E690	3000	4100	00	690000	TAPS Supplies	0.00	0.00	0.00	0.00	0.00
10E730	3000	4100	00	730000	JFF Tapps Supp	0.00	0.00	0.00	0.00	0.00
10E100	3000	4110	00	100000	Title I St Joe Supp	0.00	0.00	0.00	0.00	0.00
10E500	3000	4110	00	500000	Title I St Joe Supp	0.00	0.00	0.00	0.00	0.00
10E---	3000	4---	--	-----		37,763.00	1,520.70	52,972.67	83.75	8,955.46
10E110	3000	5500	00	110000	PI Equipment	19,000.00	0.00	30,161.92	0.00	2,718.00
10E510	3000	5500	00	510000	PI Com Serv Equip	0.00	0.00	3,008.76	0.00	0.00
10E730	3000	5500	00	730000	JFF Comm Equip	0.00	0.00	0.00	0.00	0.00
10E---	3000	5---	--	-----		19,000.00	0.00	33,170.68	0.00	2,718.00
10E110	3001	1100	00	110000	PreK 3-5 Teach Sal	0.00	0.00	0.00	0.00	0.00

Account Level				2023-24	January 2023-24	2023-24	2023-24	Encumbered	2023-24	
FDTLOC	FUNC	OBJ	SJ	Description	Budget	Monthly Activity	FYTD Activity	Batch Activity	Amount	Available Funds
10E510	3001	1100	00	510000	PreK 3-5 Teach Sal Prior	0.00	0.00	0.00	0.00	0.00
10E---	3001	1---	--	-----		0.00	0.00	0.00	0.00	0.00
10E110	3001	2110	00	110000	PreK 3-5 Teach TRS	0.00	0.00	0.00	0.00	0.00
10E510	3001	2110	00	510000	Pre-K 3-5 TRS	0.00	0.00	0.00	0.00	0.00
10E110	3001	2200	00	110000	PreK 3-5 Teach Ins Ben	0.00	0.00	0.00	0.00	0.00
10E510	3001	2200	00	510000	PreK 3-5 Ins Ben Prior	0.00	0.00	0.00	0.00	0.00
10E---	3001	2---	--	-----		0.00	0.00	0.00	0.00	0.00
10E110	3002	1100	00	110000	PreK Comm Serv Sal	4,000.00	0.00	0.00	0.00	4,000.00
10E510	3002	1100	00	510000	PreK Com Serv Sal Prior	14,620.00	-2,814.90	9,589.02	0.00	5,030.98
10E110	3002	1110	00	110000	PreK Block Com Serv Sec	0.00	0.00	0.00	0.00	0.00
10E510	3002	1110	00	510000	PreK Block Com Prior	0.00	0.00	0.00	0.00	0.00
10E---	3002	1---	--	-----		18,620.00	-2,814.90	9,589.02	0.00	9,030.98
10E110	3002	2110	00	110000	PreK Comm Serv TRS	0.00	0.00	0.00	0.00	0.00
10E510	3002	2110	00	510000	Pre-K Comm Serv TRS	3,113.00	-317.06	1,230.30	0.00	1,882.70
10E110	3002	2200	00	110000	PreK Comm Serv Ins Ben	600.00	0.00	0.00	0.00	600.00
10E510	3002	2200	00	510000	PreK Block Com Prior	3,660.00	-456.00	1,368.00	0.00	2,292.00
10E---	3002	2---	--	-----		7,373.00	-773.06	2,598.30	0.00	4,774.70
10E110	3002	3190	00	110000	PreK Comm Serv Pur Serv	650.00	0.00	0.00	0.00	650.00
10E510	3002	3190	00	510000	PreK Comm Serv Purch Services	600.00	0.00	499.90	0.00	100.10
10E110	3002	3250	00	110000	PreK Comm Serv Rental	0.00	0.00	0.00	0.00	0.00
10E510	3002	3250	00	510000	Pre K Rental	0.00	0.00	0.00	0.00	0.00
10E110	3002	3320	00	110000	PreK Comm Serv Travel	0.00	0.00	0.00	0.00	0.00
10E510	3002	3320	00	510000	Pre K Travel	0.00	0.00	0.00	0.00	0.00
10E---	3002	3---	--	-----		1,250.00	0.00	499.90	0.00	750.10
10E110	3002	4100	00	110000	PreK Comm Serv Supplies	0.00	0.00	0.00	74.82	-74.82
10E510	3002	4100	00	510000	PreKdg. Comm Serv Supp	2,000.00	270.64	1,104.04	68.94	827.02
10E---	3002	4---	--	-----		2,000.00	270.64	1,104.04	143.76	752.20
10E820	3220	4100	00	820000	K12 Career Exploration Supplie	0.00	0.00	0.00	0.00	0.00
10E---	3220	4---	--	-----		0.00	0.00	0.00	0.00	0.00
10E820	3220	5500	00	820000	K12 Career Exploration Equip	0.00	0.00	0.00	0.00	0.00
10E---	3220	5---	--	-----		0.00	0.00	0.00	0.00	0.00
10E150	3700	1100	00	150000	SESE Flow Thru-NonPublicSpeech	25,000.00	0.00	3,300.00	0.00	21,700.00
10E170	3700	1100	00	170000	Title IV St Joe Salary	0.00	0.00	0.00	0.00	0.00
10E340	3700	1100	00	340000	ESSER St Joe Salary	0.00	0.00	150.00	0.00	-150.00
10E344	3700	1100	00	344000	ARP IDEA FLOWTHRU NONPUBLIC SP	0.00	0.00	0.00	0.00	0.00
10E100	3700	1300	00	100000	Title I St Joe Tutor Sal	4,000.00	0.00	105.00	0.00	3,895.00
10E330	3700	1300	00	330000	Title II St Joe Tutoring	0.00	0.00	2,960.00	0.00	-2,960.00
10E500	3700	1300	00	500000	Title I St Joe Tutor Sal	8,500.00	360.00	2,655.00	0.00	5,845.00
10E530	3700	1300	00	530000	Title II St Joe Tutoring	0.00	0.00	660.00	0.00	-660.00
10E---	3700	1---	--	-----		37,500.00	360.00	9,830.00	0.00	27,670.00

Account Level				2023-24	January 2023-24	2023-24	2023-24	Encumbered	2023-24		
FDTLOC	FUNC	OBJ	SJ	Description	Budget	Monthly Activity	FYTD Activity	Batch Activity	Amount	Available Funds	
10E150	3700	2110	00	150000	SESE Flow Thru Non Public TRS	6,000.00	0.00	756.14	0.00	0.00	5,243.86
10E344	3700	2110	00	344000	ARP IDEA FLOWTHRU NONPUBLI TRS	0.00	0.00	0.00	0.00	0.00	0.00
10E---	3700	2---	--	-----	6,000.00	0.00	756.14	0.00	0.00	0.00	5,243.86
10E500	3700	3140	00	500000	Title I St Joe Reg	0.00	0.00	0.00	0.00	0.00	0.00
10E100	3700	3190	00	100000	NonPublic School Purchase Serv	1,000.00	0.00	684.00	0.00	0.00	316.00
10E170	3700	3190	00	170000	Title IV St Joe MMM Reg	1,389.00	0.00	145.41	0.00	0.00	1,243.59
10E330	3700	3190	00	330000	Title II St Joe Pur Serv	4,200.00	0.00	4,284.00	0.00	0.00	-84.00
10E340	3700	3190	00	340000	ESSER St Joe Purchase Service	0.00	0.00	0.00	0.00	0.00	0.00
10E500	3700	3190	00	500000	TITLE I ST JOE PURCHASED SERV	1,750.00	0.00	294.99	0.00	0.00	1,455.01
10E530	3700	3190	00	500000	Title II St Joe Reg	0.00	0.00	0.00	0.00	0.00	0.00
10E530	3700	3190	00	530000	NonPublic School Purchase Serv	7,500.00	0.00	4,907.00	0.00	0.00	2,593.00
10E570	3700	3190	00	570000	Title IV St Joe Pur Serv	0.00	0.00	0.00	0.00	0.00	0.00
10E100	3700	3320	00	100000	Title I St Joe MMM	0.00	0.00	333.75	0.00	0.00	-333.75
10E150	3700	3320	00	150000	SESE Flow Thru Mileage	0.00	0.00	0.00	0.00	0.00	0.00
10E330	3700	3320	00	330000	Title II St Joe MMM	0.00	0.00	1,155.19	0.00	0.00	-1,155.19
10E500	3700	3320	00	500000	Title I St Joe Trav	0.00	0.00	0.00	0.00	0.00	0.00
10E530	3700	3320	00	500000	Title II St Joe Trav	0.00	0.00	0.00	0.00	0.00	0.00
10E530	3700	3320	00	530000	Title II St Joe MMM/Reg fee	3,300.00	156.43	1,205.62	0.00	0.00	2,094.38
10E570	3700	3320	00	570000	Title IV St Joe MMM	0.00	0.00	0.00	0.00	0.00	0.00
10E---	3700	3---	--	-----	19,139.00	156.43	13,009.96	0.00	0.00	0.00	6,129.04
10E100	3700	4100	00	100000	Title ST Joe	100.00	0.00	80.34	0.00	0.00	19.66
10E340	3700	4100	00	340000	ESSER St Joe Supplies	0.00	0.00	0.00	0.00	0.00	0.00
10E370	3700	4100	00	370000	Digital Equity - St Joe Supp	0.00	0.00	0.00	0.00	0.00	0.00
10E530	3700	4100	00	530000	Title II St Joe Supplies	0.00	0.00	150.00	0.00	0.00	-150.00
10E500	3700	4110	00	500000	Title I St Joe Supp	2,525.00	0.00	2,634.44	0.00	0.00	-109.44
10E---	3700	4---	--	-----	2,625.00	0.00	2,864.78	0.00	0.00	0.00	-239.78
10E370	3900	3190	00	000000	Digital Equity-Comm Serv	0.00	0.00	0.00	0.00	0.00	0.00
10E---	3900	3---	--	-----	0.00	0.00	0.00	0.00	0.00	0.00	0.00
10E---	3---	----	--	-----	513,669.00	24,586.39	276,424.79	83.75	11,925.22	0.00	225,235.24
10E150	4120	3190	00	150000	IDEA Flow thru SESE	565,000.00	46,970.50	375,764.00	0.00	0.00	189,236.00
10E150	4120	3190	01	150000	IDEA Flow Thru SESE PreSchool	26,000.00	2,143.75	17,150.00	0.00	0.00	8,850.00
10E343	4120	3190	00	000000	ESSER III IDEA Flow Thru SESE	0.00	0.00	0.00	0.00	0.00	0.00
10E343	4120	3190	01	000000	ESSERIII IDEA FlowThruSESEPres	0.00	0.00	0.00	0.00	0.00	0.00
10E344	4120	3190	00	344000	ARP IDEA FLOW THRU SESE	120,000.00	0.00	0.00	0.00	0.00	120,000.00
10E344	4120	3190	01	344000	ARP IDEA FLOW THRU SESE PREK	12,000.00	0.00	0.00	0.00	0.00	12,000.00
10E---	4120	3---	--	-----	723,000.00	49,114.25	392,914.00	0.00	0.00	0.00	330,086.00
10E260	4120	6700	00	260000	Spl Ed Tuition to oth LEAs	0.00	0.00	0.00	0.00	0.00	0.00
10E---	4120	6---	--	-----	0.00	0.00	0.00	0.00	0.00	0.00	0.00
10E260	4120	8120	00	260000	Sp Ed Tuition Other Public	0.00	0.00	0.00	0.00	0.00	0.00
10E---	4120	8---	--	-----	0.00	0.00	0.00	0.00	0.00	0.00	0.00

Account Level				2023-24	January 2023-24	2023-24	2023-24	Encumbered	2023-24	
FDTLOC	FUNC	OBJ	SJ	Description	Budget	Monthly Activity	FYTD Activity	Batch Activity	Amount	Available Funds
10E370	4160	3190	00 370000	Digital Equity-Broad Band Proj	0.00	0.00	0.00	0.00	0.00	0.00
10E---	4160	3---	--		0.00	0.00	0.00	0.00	0.00	0.00
10E345	4170	3190	00 345000	ARP McKin Ven Dual Credit Fees	3,400.00	0.00	486.36	0.00	187.35	2,726.29
10E---	4170	3---	--		3,400.00	0.00	486.36	0.00	187.35	2,726.29
10E010	4190	3190	00 000000	In-State Govt Purchased Serv	0.00	0.00	5,000.00	0.00	0.00	-5,000.00
10E---	4190	3---	--		0.00	0.00	5,000.00	0.00	0.00	-5,000.00
10E010	4190	6100	00 000000	SESE Debt Certificate	0.00	0.00	0.00	0.00	0.00	0.00
10E---	4190	6---	--		0.00	0.00	0.00	0.00	0.00	0.00
10E010	4210	6740	00 000000	Reg Ed Public Carbondale Tuiti	0.00	0.00	0.00	0.00	0.00	0.00
10E---	4210	6---	--		0.00	0.00	0.00	0.00	0.00	0.00
10E150	4220	3190	00 150000	IDEA Part B flow thru SESE	0.00	0.00	0.00	0.00	0.00	0.00
10E150	4220	3190	01 150000	IDEA Pre School flow thru SESE	0.00	0.00	0.00	0.00	0.00	0.00
10E---	4220	3---	--		0.00	0.00	0.00	0.00	0.00	0.00
10E010	4220	6700	00 000000	Sp Ed Public SESE Tutition	820,500.00	68,370.00	546,960.00	0.00	0.00	273,540.00
10E010	4220	6710	00 000000	Sp Ed Carbondale Tuition	0.00	0.00	0.00	0.00	0.00	0.00
10E010	4220	6720	00 000000	Sp Ed Cunningham Tuition/Reimb	0.00	0.00	0.00	0.00	0.00	0.00
10E010	4220	6740	00 000000	Carbondale HS Sp Ed	0.00	0.00	0.00	0.00	0.00	0.00
10E260	4220	6780	00 000000	MACON/PIATT ROE	0.00	0.00	0.00	0.00	0.00	0.00
10E010	4220	6820	00 000000	Reg Supt Of Schools Peoria	0.00	0.00	0.00	0.00	0.00	0.00
10E010	4220	6840	00 000000	Carmi-White County CUSD	0.00	0.00	0.00	0.00	0.00	0.00
10E---	4220	6---	--		820,500.00	68,370.00	546,960.00	0.00	0.00	273,540.00
10E---	4---	----	--		1,546,900.00	117,484.25	945,360.36	0.00	187.35	601,352.29
10E010	8130	0000	00 000000	Transfer Among Funds	0.00	0.00	0.00	0.00	0.00	0.00
10E---	8130	0---	--		0.00	0.00	0.00	0.00	0.00	0.00
10E---	8---	----	--		0.00	0.00	0.00	0.00	0.00	0.00
1-E---	----	----	--		23,131,346.00	1,242,972.16	12,406,645.62	2,807.05	841,272.99	9,880,620.34
20E010	2530	3140	00 000000	Honeywell Perf Contract	0.00	0.00	0.00	0.00	0.00	0.00
20E010	2530	3190	00 000000	District Construct Purch Serv	0.00	0.00	5,000.00	0.00	0.00	-5,000.00
20E---	2530	3---	--		0.00	0.00	5,000.00	0.00	0.00	-5,000.00
20E010	2530	5200	00 000000	District Purch. Real Property	0.00	0.00	0.00	0.00	0.00	0.00
20E050	2530	5310	00 000000	ERHS Building Improvement	0.00	0.00	0.00	0.00	0.00	0.00
20E---	2530	5---	--		0.00	0.00	0.00	0.00	0.00	0.00
20E010	2540	3190	00 000000	District Maint-Purch Serv/Phys	10,000.00	19.00	853.80	0.00	0.00	9,146.20
20E015	2540	3190	00 000000	ELC Maintenance Agreement	15,000.00	0.00	40,060.44	0.00	0.00	-25,060.44
20E020	2540	3190	00 000000	RCES Maint Agreement	35,000.00	1,199.17	13,976.62	0.00	2,000.00	19,023.38
20E030	2540	3190	00 000000	WRCS Purchase Services	0.00	0.00	0.00	0.00	0.00	0.00
20E040	2540	3190	00 000000	RCMS Maint agreement	35,000.00	775.34	8,246.58	0.00	0.00	26,753.42
20E050	2540	3190	00 000000	RCHS Purchase Services	45,000.00	38,323.35	102,474.32	0.00	0.00	-57,474.32
20E220	2540	3190	00 220000	IEMA Security Gr Pur Serv	0.00	0.00	0.00	0.00	0.00	0.00
20E342	2540	3190	00 342000	ESSER II Building Purch Serv	100,000.00	0.00	100,000.00	0.00	0.00	0.00

Account Level					2023-24	January 2023-24	2023-24	2023-24	Encumbered	2023-24
FDTLOC	FUNC	OBJ	SJ	Description	Budget	Monthly Activity	FYTD Activity	Batch Activity	Amount	Available Funds
20E730	2540	3190	00	730000	JFF Track	0.00	0.00	0.00	0.00	0.00
20E050	2540	3200	00	000000	RCHS Athletic Fld Maintenance	5,000.00	0.00	1,255.00	0.00	3,745.00
20E010	2540	3210	00	000000	District Terminx	0.00	0.00	0.00	0.00	0.00
20E015	2540	3210	00	000000	ELC Terminix/Trash Services	7,500.00	943.19	4,877.85	0.00	2,622.15
20E020	2540	3210	00	000000	RCES Termnx/Trash Serv	15,000.00	2,402.64	6,991.17	0.00	8,008.83
20E030	2540	3210	00	000000	WRES Termnx/Trash Serv	0.00	0.00	0.00	0.00	0.00
20E040	2540	3210	00	000000	RCMS Termnxs/Trash Serv	10,000.00	1,666.92	5,818.43	0.00	4,181.57
20E050	2540	3210	00	000000	RCHS Termnx/Trash Serv	30,000.00	5,050.56	15,959.19	0.00	14,040.81
20E010	2540	3230	00	000000	District Maint Rep/Maint	0.00	0.00	0.00	0.00	0.00
20E015	2540	3230	00	000000	ELC Repair/Maintenance	0.00	0.00	0.00	0.00	0.00
20E020	2540	3230	00	000000	RCES Repair/Maint	1,000.00	0.00	0.00	0.00	1,000.00
20E030	2540	3230	00	000000	WRES Rep/Maint	0.00	0.00	0.00	0.00	0.00
20E040	2540	3230	00	000000	RCMS Custodial Rep/Maint	1,000.00	0.00	0.00	0.00	1,000.00
20E050	2540	3230	00	000000	RCHS Custodial Rep/Maint	1,000.00	0.00	0.00	0.00	1,000.00
20E010	2540	3250	00	000000	District Maint Rental	2,500.00	0.00	0.00	0.00	2,500.00
20E010	2540	3260	00	000000	District Wide UPS/Postage	0.00	0.00	0.00	0.00	0.00
20E010	2540	3320	00	000000	District Maint Travel	500.00	0.00	0.00	0.00	500.00
20E015	2540	3700	00	000000	ELC Water/Sewer	6,000.00	105.54	567.37	0.00	4,975.04
20E020	2540	3700	00	000000	RCES Water/Sewer	15,000.00	1,482.71	8,393.31	0.00	6,606.69
20E030	2540	3700	00	000000	WRES Water/Sewer	0.00	0.00	0.00	0.00	0.00
20E040	2540	3700	00	000000	RCMS Water/Sewer	10,000.00	831.75	10,720.23	0.00	-720.23
20E050	2540	3700	00	000000	RCHS Water/Sewer	20,000.00	683.75	7,964.09	0.00	12,035.91
20E---	2540	3---	--	-----		364,500.00	53,483.92	328,158.40	0.00	2,457.59
20E010	2540	4100	00	000000	District Maint Supplies	15,000.00	658.17	9,236.33	0.00	344.82
20E015	2540	4100	00	000000	ELC Custodian Supplies	15,000.00	1,439.99	11,281.75	0.00	5,418.85
20E020	2540	4100	00	000000	RCES Cust Supp	35,000.00	7,197.43	28,876.72	0.00	3,718.25
20E030	2540	4100	00	000000	WRES Cust Supp	0.00	0.00	0.00	0.00	6,123.28
20E040	2540	4100	00	000000	RCMS Custodial Supplies	25,000.00	1,413.00	14,017.03	0.00	0.00
20E050	2540	4100	00	000000	RCHS Custodial Supplies	50,000.00	2,619.74	19,842.91	19.70	10,982.97
20E220	2540	4100	00	220000	IEMA Security Grant Supp	0.00	0.00	0.00	0.00	30,137.39
20E050	2540	4110	00	000000	RCHS Athletic Fld Supp	5,000.00	0.00	0.00	0.00	0.00
20E010	2540	4640	00	000000	District Maint Fuel	5,000.00	0.00	0.00	0.00	5,000.00
20E---	2540	4---	--	-----		150,000.00	13,328.33	83,254.74	19.70	344.82
20E010	2540	5500	00	000000	District Maint Equip	5,000.00	0.00	3,461.53	0.00	66,380.74
20E015	2540	5500	00	000000	ELC Custodian Equipment	25,000.00	0.00	20,654.80	0.00	1,537.47
20E020	2540	5500	00	000000	RCES Cust Equipment	5,000.00	1,272.50	2,836.69	0.00	4,345.20
20E030	2540	5500	00	000000	WRES Bldg Equipment	0.00	0.00	0.00	0.00	2,163.31
20E040	2540	5500	00	000000	RCMS Custodial Equip	5,000.00	0.00	3,625.78	0.00	0.00
20E050	2540	5500	00	000000	RCHS Classrm Equip	5,000.00	1,094.56	3,321.76	0.00	1,374.22
20E220	2540	5500	00	220000	IEMA Security Grant Equip	0.00	0.00	0.00	0.00	1,678.24

Account Level				2023-24	January 2023-24	2023-24	2023-24	Encumbered	2023-24	
FDTLOC	FUNC	OBJ	SJ	Description	Budget	Monthly Activity	FYTD Activity	Batch Activity	Amount	Available Funds
20E342	2540	5500	00 342000	ESSER II Custodial Equipment	0.00	0.00	0.00	0.00	0.00	0.00
20E---	2540	5---	--		45,000.00	2,367.06	33,900.56	0.00	1.00	11,098.44
20E010	2540	6100	00 000000	Building Lease Agreement Princ	0.00	0.00	0.00	0.00	0.00	0.00
20E010	2540	6200	00 000000	Building Lease Agreement Int	0.00	0.00	0.00	0.00	0.00	0.00
20E---	2540	6---	--		0.00	0.00	0.00	0.00	0.00	0.00
20E010	2541	1110	00 000000	District Maint Sal	65,000.00	-14,160.72	26,461.29	0.00	0.00	38,538.71
20E---	2541	1---	--		65,000.00	-14,160.72	26,461.29	0.00	0.00	38,538.71
20E010	2541	2130	00 000000		0.00	0.00	0.00	0.00	0.00	0.00
20E010	2541	2200	00 000000	District Maint Ins Ben	9,150.00	760.00	5,320.00	0.00	0.00	3,830.00
20E---	2541	2---	--		9,150.00	760.00	5,320.00	0.00	0.00	3,830.00
20E010	2541	3190	00 000000	District Maint Pur Ser	0.00	0.00	0.00	0.00	0.00	0.00
20E---	2541	3---	--		0.00	0.00	0.00	0.00	0.00	0.00
20E010	2541	4650	00 000000	District Warehouse Nat Gas	3,000.00	557.61	760.05	0.00	1,739.95	500.00
20E---	2541	4---	--		3,000.00	557.61	760.05	0.00	1,739.95	500.00
20E010	2541	5520	00 000000	District Maint Truck	0.00	0.00	0.00	0.00	0.00	0.00
20E---	2541	5---	--		0.00	0.00	0.00	0.00	0.00	0.00
20E010	2542	1110	00 000000	District Summer Maint Sal	80,000.00	-14,235.00	40,703.38	0.00	0.00	39,296.62
20E---	2542	1---	--		80,000.00	-14,235.00	40,703.38	0.00	0.00	39,296.62
20E010	2542	2200	00 000000	Summer Maint Ins Ben	0.00	0.00	0.48	0.00	0.00	-0.48
20E---	2542	2---	--		0.00	0.00	0.48	0.00	0.00	-0.48
20E010	2542	3190	00 000000	District Summer Maint Pur Serv	700,000.00	-35,060.00	631,990.39	0.00	0.00	68,009.61
20E010	2542	3320	00 000000	District Summer Maint Trav	500.00	0.00	349.76	0.00	0.00	150.24
20E---	2542	3---	--		700,500.00	-35,060.00	632,340.15	0.00	0.00	68,159.85
20E010	2542	4100	00 000000	District Summer Maint Supp	250,000.00	609.63	12,039.39	0.00	0.00	237,960.61
20E---	2542	4---	--		250,000.00	609.63	12,039.39	0.00	0.00	237,960.61
20E010	2542	5500	00 000000	Sumr Maint Equipment	15,000.00	0.00	0.00	0.00	0.00	15,000.00
20E010	2542	5510	00 000000	Summer Maint Building	0.00	0.00	0.00	0.00	0.00	0.00
20E---	2542	5---	--		15,000.00	0.00	0.00	0.00	0.00	15,000.00
20E---	2---	----	--		1,682,150.00	7,650.83	1,167,938.44	19.70	4,543.36	509,648.50
2-E---	----	----	--		1,682,150.00	7,650.83	1,167,938.44	19.70	4,543.36	509,648.50
30E010	5200	6200	00 000000	Long Term Bond Interest	1,500,299.00	0.00	761,181.86	0.00	0.00	739,117.14
30E010	5200	6250	00 000000	Long Term Bond Maintenance Fee	2,500.00	0.00	1,500.00	0.00	0.00	1,000.00
30E---	5200	6---	--		1,502,799.00	0.00	762,681.86	0.00	0.00	740,117.14
30E010	5300	6100	00 000000	Long Term Bond Principal	1,290,000.00	0.00	1,290,000.02	0.00	0.00	-0.02
30E---	5300	6---	--		1,290,000.00	0.00	1,290,000.02	0.00	0.00	-0.02
30E---	5---	----	--		2,792,799.00	0.00	2,052,681.88	0.00	0.00	740,117.12
3-E---	----	----	--		2,792,799.00	0.00	2,052,681.88	0.00	0.00	740,117.12
40E080	2550	1100	00 000000	Trans Director Salary	0.00	0.00	0.00	0.00	0.00	0.00
40E080	2550	1110	00 000000	Trans Mechanic/Maint Sal	50,000.00	-19,026.35	12,111.96	0.00	0.00	37,888.04
40E080	2550	1110	61 000000	Trans Bus Drivers Sal	400,000.00	-15,528.87	177,810.31	0.00	0.00	222,189.69

Account Level				2023-24	January 2023-24	2023-24	2023-24	Encumbered	2023-24	
FDTLOC	FUNC	OBJ	SJ	Description	Budget	Monthly Activity	FYTD Activity	Batch Activity	Amount	Available Funds
40E080	2550	1110	70	000000	130,000.00	10,729.86	90,772.88	0.00	0.00	39,227.12
40E345	2550	1110	61	000000	0.00	0.00	0.00	0.00	0.00	0.00
40E610	2550	1110	00	610000	0.00	0.00	0.00	0.00	0.00	0.00
40E620	2550	1110	00	620000	70,000.00	4,568.83	32,318.83	0.00	0.00	37,681.17
40E080	2550	1200	00	000000	0.00	0.00	0.00	0.00	0.00	0.00
40E080	2550	1200	61	000000	0.00	0.00	0.00	0.00	0.00	0.00
40E620	2550	1200	00	620000	0.00	105.00	105.00	0.00	0.00	-105.00
40E080	2550	1210	00	000000	0.00	1,514.32	7,623.60	0.00	0.00	-7,623.60
40E080	2550	1210	61	000000	20,000.00	1,271.50	11,450.00	0.00	0.00	8,550.00
40E620	2550	1210	00	620000	10,000.00	534.00	3,595.15	0.00	0.00	6,404.85
40E080	2550	1310	00	000000	55,000.00	3,390.40	26,497.80	0.00	0.00	28,502.20
40E---	2550	1---	--	-----	735,000.00	-12,441.31	362,285.53	0.00	0.00	372,714.47
40E080	2550	2110	00	000000	0.00	0.00	0.00	0.00	0.00	0.00
40E080	2550	2130	00	000000	0.00	0.00	0.00	0.00	0.00	0.00
40E080	2550	2130	61	000000	0.00	0.00	0.00	0.00	0.00	0.00
40E080	2550	2130	70	000000	0.00	0.00	0.00	0.00	0.00	0.00
40E620	2550	2130	00	620000	0.00	0.00	0.00	0.00	0.00	0.00
40E080	2550	2200	00	000000	12.00	2.24	13.12	0.00	0.00	-1.12
40E080	2550	2200	61	000000	115,000.00	7,861.04	46,919.76	0.00	0.00	68,080.24
40E080	2550	2200	70	000000	18,300.00	1,520.00	9,884.80	0.00	0.00	8,415.20
40E620	2550	2200	00	620000	10,500.00	2,028.60	11,790.87	0.00	0.00	-1,290.87
40E---	2550	2---	--	-----	143,812.00	11,411.88	68,608.55	0.00	0.00	75,203.45
40E080	2550	3140	00	000000	0.00	0.00	0.00	0.00	0.00	0.00
40E080	2550	3190	00	000000	7,500.00	1,675.01	9,034.21	0.00	735.00	-2,269.21
40E620	2550	3190	00	620000	25,000.00	1,635.00	6,975.75	0.00	0.00	18,024.25
40E080	2550	3210	00	000000	2,000.00	356.36	1,150.11	0.00	0.00	849.89
40E080	2550	3220	00	000000	0.00	0.00	0.00	0.00	0.00	0.00
40E080	2550	3230	00	000000	50,000.00	400.58	16,919.83	0.00	6,648.81	26,431.36
40E080	2550	3240	00	000000	0.00	0.00	0.00	0.00	0.00	0.00
40E080	2550	3250	00	000000	0.00	0.00	0.00	0.00	0.00	0.00
40E080	2550	3260	00	000000	0.00	0.00	0.00	0.00	0.00	0.00
40E080	2550	3270	00	000000	1,500.00	0.00	0.00	0.00	0.00	1,500.00
40E080	2550	3310	00	000000	0.00	0.00	0.00	0.00	0.00	0.00
40E080	2550	3320	00	000000	0.00	0.00	59.01	0.00	0.00	-59.01
40E080	2550	3390	00	000000	5,000.00	321.00	4,045.00	0.00	1,155.00	-200.00
40E080	2550	3600	00	000000	1,500.00	0.00	5,499.56	0.00	0.00	-3,999.56
40E080	2550	3900	00	000000	7,500.00	52.00	2,194.00	0.00	2,806.00	2,500.00
40E---	2550	3---	--	-----	100,000.00	4,439.95	45,877.47	0.00	11,344.81	42,777.72
40E080	2550	4100	00	000000	105,000.00	4,266.69	29,917.04	0.00	29,965.53	45,117.43
40E080	2550	4240	00	000000	250.00	0.00	0.00	0.00	0.00	250.00

Account Level				2023-24	January 2023-24	2023-24	2023-24	Encumbered	2023-24	
FDTLOC	FUNC	OBJ	SJ	Description	Budget	Monthly Activity	FYTD Activity	Batch Activity	Amount	Available Funds
40E080	2550	4620	00 000000	Trans Oil	7,500.00	4,420.91	5,044.70	0.00	1,155.30	1,300.00
40E080	2550	4640	00 000000	Trans Fuel	225,000.00	19,586.31	100,408.54	0.00	274,591.46	-150,000.00
40E080	2550	4700	00 000000	Trans Software	5,000.00	0.00	0.00	0.00	0.00	5,000.00
40E---	2550	4---	-- -----		342,750.00	28,273.91	135,370.28	0.00	305,712.29	-98,332.57
40E080	2550	5500	00 000000	Trans Equipment	5,000.00	0.00	2,733.00	0.00	0.00	2,267.00
40E080	2550	5510	00 000000	Trans Other Vehicle Purchase	0.00	0.00	0.00	0.00	0.00	0.00
40E080	2550	5520	00 000000	Trans Vehicle Purchase	471,500.00	0.00	391,430.00	0.00	0.00	80,070.00
40E080	2550	5530	00 000000	Trans Radio	0.00	0.00	0.00	0.00	0.00	0.00
40E---	2550	5---	-- -----		476,500.00	0.00	394,163.00	0.00	0.00	82,337.00
40E---	2---	----	-- -----		1,798,062.00	31,684.43	1,006,304.83	0.00	317,057.10	474,700.07
40E620	4120	3310	00 620000	Trans Sp Ed Out of Dist	0.00	0.00	0.00	0.00	0.00	0.00
40E---	4120	3---	-- -----		0.00	0.00	0.00	0.00	0.00	0.00
40E---	4---	----	-- -----		0.00	0.00	0.00	0.00	0.00	0.00
40E080	5370	6200	00 000000	Bus Lease Agreement	0.00	0.00	0.00	0.00	0.00	0.00
40E---	5370	6---	-- -----		0.00	0.00	0.00	0.00	0.00	0.00
40E---	5---	----	-- -----		0.00	0.00	0.00	0.00	0.00	0.00
40E010	8130	0000	00 000000	Transfer Among Funds	0.00	0.00	0.00	0.00	0.00	0.00
40E---	8130	0---	-- -----		0.00	0.00	0.00	0.00	0.00	0.00
40E---	8---	----	-- -----		0.00	0.00	0.00	0.00	0.00	0.00
4-E---	----	----	-- -----		1,798,062.00	31,684.43	1,006,304.83	0.00	317,057.10	474,700.07
50E030	1100	2120	00 000000	Fuel Up 60 IMRF	0.00	0.00	0.00	0.00	0.00	0.00
50E070	1100	2120	00 000000	21st Century IMRF	2,750.00	149.09	1,472.38	0.00	0.00	1,277.62
50E340	1100	2120	00 340000	ESSER IMRF	0.00	0.00	0.00	0.00	0.00	0.00
50E342	1100	2120	00 342000	ESSER II Nursing IMRF	0.00	0.00	0.00	0.00	0.00	0.00
50E343	1100	2120	00 000000	ESSER III IMRF	5,500.00	508.28	3,542.16	0.00	0.00	1,957.84
50E470	1100	2120	00 470000	21st Century IMRF	0.00	0.00	138.44	0.00	0.00	-138.44
50E030	1100	2130	00 000000	Fuel Up 60 FICA	0.00	0.00	0.00	0.00	0.00	0.00
50E060	1100	2130	00 000000	Fine Arts FICA	0.00	0.00	0.00	0.00	0.00	0.00
50E070	1100	2130	00 000000	21st Century FICA	4,200.00	133.21	1,497.09	0.00	0.00	2,702.91
50E340	1100	2130	00 340000	ESSER FICA	0.00	0.00	0.00	0.00	0.00	0.00
50E342	1100	2130	00 000000	ESSER II FICA	0.00	0.00	0.00	0.00	0.00	0.00
50E343	1100	2130	00 000000	ESSER III FICA	3,750.00	327.24	2,492.45	0.00	0.00	1,257.55
50E470	1100	2130	00 470000	21st Century FICA	10.00	0.00	98.21	0.00	0.00	-88.21
50E030	1100	2140	00 000000	Fuel Up 60 Med	0.00	0.00	0.00	0.00	0.00	0.00
50E060	1100	2140	00 000000	Fine Arts Medicare	0.00	0.00	0.00	0.00	0.00	0.00
50E070	1100	2140	00 000000	21st Century Med	3,200.00	87.86	1,173.39	0.00	0.00	2,026.61
50E190	1100	2140	00 190000	Title VI Rural Ed Med	0.00	0.00	0.00	0.00	0.00	0.00
50E340	1100	2140	00 000000	ESSER Inst Medicare	0.00	0.00	0.00	0.00	0.00	0.00
50E340	1100	2140	00 340000	ESSER Instructions Medicare	0.00	0.00	2.57	0.00	0.00	-2.57
50E342	1100	2140	00 000000	ESSER II Medicare	100.00	0.00	0.00	0.00	0.00	100.00

Account Level				2023-24	January 2023-24	2023-24	2023-24	Encumbered	2023-24	
FDTLOC	FUNC	OBJ	SJ	Description	Budget	Monthly Activity	FYTD Activity	Batch Activity	Amount	Available Funds
50E343	1100	2140	00 000000	ESSER III Inst. Medicare	3,750.00	372.90	1,497.44	0.00	0.00	2,252.56
50E470	1100	2140	00 470000	21st Century Med	25.00	0.40	76.17	0.00	0.00	-51.17
50E---	1100	2---	-- -----		23,285.00	1,578.98	11,990.30	0.00	0.00	11,294.70
50E015	1105	2120	00 000000	ELC IMRF	500.00	0.00	0.00	0.00	0.00	500.00
50E015	1105	2130	00 000000	ELC FICA	500.00	0.00	0.00	0.00	0.00	500.00
50E015	1105	2140	00 000000	ELC Medicare	250.00	0.00	0.00	0.00	0.00	250.00
50E---	1105	2---	-- -----		1,250.00	0.00	0.00	0.00	0.00	1,250.00
50E020	1110	2120	00 000000	RCES IMRF	4,500.00	214.24	1,054.77	0.00	0.00	3,445.23
50E020	1110	2130	00 000000	RCES FICA	4,500.00	193.50	1,621.43	0.00	0.00	2,878.57
50E030	1110	2130	00 000000	WRES FICA	0.00	0.00	0.00	0.00	0.00	0.00
50E020	1110	2140	00 000000	RCES Medicare	37,000.00	2,947.39	20,156.74	0.00	0.00	16,843.26
50E030	1110	2140	00 000000	WRES Medicare	0.00	0.00	0.00	0.00	0.00	0.00
50E160	1110	2140	00 160000	Ed Jobs Fund Med	0.00	0.00	0.00	0.00	0.00	0.00
50E---	1110	2---	-- -----		46,000.00	3,355.13	22,832.94	0.00	0.00	23,167.06
50E040	1120	2120	00 000000	RCMS IMRF	5,800.00	410.64	2,598.05	0.00	0.00	3,201.95
50E160	1120	2120	00 160000	Ed Jobs Fund IMRF	0.00	0.00	0.00	0.00	0.00	0.00
50E040	1120	2130	00 000000	RCMS FICA	4,200.00	278.08	1,847.30	0.00	0.00	2,352.70
50E160	1120	2130	00 160000	Ed Jobs Fund FICA	0.00	0.00	0.00	0.00	0.00	0.00
50E040	1120	2140	00 000000	RCMS Medicare	22,000.00	1,660.64	11,677.87	0.00	0.00	10,322.13
50E160	1120	2140	00 160000	Ed Jobs Fund Med	0.00	0.00	0.00	0.00	0.00	0.00
50E---	1120	2---	-- -----		32,000.00	2,349.36	16,123.22	0.00	0.00	15,876.78
50E110	1125	2120	00 110000	Pre K IMRF	1,900.00	0.00	2,738.90	0.00	0.00	-838.90
50E210	1125	2120	00 210000	ROE Pre K IIMRF	0.00	0.00	0.00	0.00	0.00	0.00
50E510	1125	2120	00 510000	Pre K IMRF	9,500.00	911.25	2,709.99	0.00	0.00	6,790.01
50E110	1125	2130	00 110000	Pre K FICA	850.00	0.00	1,892.47	0.00	0.00	-1,042.47
50E210	1125	2130	00 210000	ROE Pre K FICA	0.00	0.00	0.00	0.00	0.00	0.00
50E510	1125	2130	00 510000	Pre K FICA	6,000.00	572.73	1,952.48	0.00	0.00	4,047.52
50E110	1125	2140	00 110000	Pre K Medicare	850.00	0.00	856.94	0.00	0.00	-6.94
50E210	1125	2140	00 210000	ROE Pre K Medicare	0.00	0.00	0.00	0.00	0.00	0.00
50E510	1125	2140	00 510000	Pre K Medicare	3,650.00	369.94	1,660.92	0.00	0.00	1,989.08
50E---	1125	2---	-- -----		22,750.00	1,853.92	11,811.70	0.00	0.00	10,938.30
50E050	1130	2120	00 000000	RCHS IMRF	5,500.00	259.40	1,201.08	0.00	0.00	4,298.92
50E050	1130	2130	00 000000	RCHS FICA	3,200.00	167.00	835.00	0.00	0.00	2,365.00
50E050	1130	2140	00 000000	RCHS Medicare	27,500.00	1,969.57	13,920.10	0.00	0.00	13,579.90
50E160	1130	2140	00 160000	Ed Jobs Fund Med	0.00	0.00	0.00	0.00	0.00	0.00
50E---	1130	2---	-- -----		36,200.00	2,395.97	15,956.18	0.00	0.00	20,243.82
50E570	1140	2120	00 570000	Reading Improv IMRF Prior	5.00	0.00	0.00	0.00	0.00	5.00
50E570	1140	2130	00 570000	Reading Improv FICA Prior	0.00	0.00	0.00	0.00	0.00	0.00
50E---	1140	2---	-- -----		5.00	0.00	0.00	0.00	0.00	5.00
50E530	1170	2120	00 530000	TITLE II IMRF	0.00	0.00	0.00	0.00	0.00	0.00

Account Level				2023-24	January 2023-24	2023-24	2023-24	Encumbered	2023-24	
FDTLOC	FUNC	OBJ	SJ	Description	Budget	Monthly Activity	FYTD Activity	Batch Activity	Amount	Available Funds
50E530	1170	2130	00	530000	Title II FICA	0.00	0.00	0.00	0.00	0.00
50E330	1170	2140	00	330000	Title II Teach Qual MED	180.00	0.00	171.04	0.00	8.96
50E530	1170	2140	00	530000	Title II Med	1,600.00	98.23	489.93	0.00	1,110.07
50E---	1170	2---	--	-----		1,780.00	98.23	660.97	0.00	1,119.03
50E140	1203	2120	00	140000	EMH Aide/Asst IMRF	0.00	0.00	0.00	0.00	0.00
50E140	1203	2130	00	140000	EMH Aide/Asst FICA	0.00	0.00	0.00	0.00	0.00
50E140	1203	2140	00	140000	EMH Medicare	0.00	0.00	0.00	0.00	0.00
50E---	1203	2---	--	-----		0.00	0.00	0.00	0.00	0.00
50E140	1204	2120	00	140000	Prsnl Aide/Ast IMRF	23,000.00	2,491.23	13,402.96	0.00	9,597.04
50E140	1204	2130	00	140000	Prsnl Aide/Ast FICA	16,000.00	1,601.68	9,456.38	0.00	6,543.62
50E140	1204	2140	00	140000	Prsnl Aide/Ast Med	3,650.00	374.56	2,217.59	0.00	1,432.41
50E---	1204	2---	--	-----		42,650.00	4,467.47	25,076.93	0.00	17,573.07
50E140	1205	2120	00	140000	LD Aide/Asst IMRF	0.00	0.00	0.00	0.00	0.00
50E140	1205	2130	00	140000	LD Aide/Asst FICA	0.00	0.00	0.00	0.00	0.00
50E140	1205	2140	00	140000	LD Medicare	4,700.00	271.53	2,029.13	0.00	2,670.87
50E---	1205	2---	--	-----		4,700.00	271.53	2,029.13	0.00	2,670.87
50E280	1206	2120	00	280000	Visual Aide IMRF	0.00	0.00	0.00	0.00	0.00
50E280	1206	2130	00	280000	Visual Aide FICA	0.00	0.00	0.00	0.00	0.00
50E---	1206	2---	--	-----		0.00	0.00	0.00	0.00	0.00
50E280	1213	2130	00	280000	Homebound FICA	0.00	0.00	0.00	0.00	0.00
50E280	1213	2140	00	280000	Homebound Medicare	525.00	44.89	181.52	0.00	343.48
50E---	1213	2---	--	-----		525.00	44.89	181.52	0.00	343.48
50E140	1216	2120	00	140000	Autism IMRF	0.00	0.00	0.00	0.00	0.00
50E280	1216	2120	00	280000	Autism IMRF	2,850.00	194.47	1,177.76	0.00	1,672.24
50E140	1216	2130	00	140000	Autism FICA	0.00	0.00	0.00	0.00	0.00
50E280	1216	2130	00	280000	Autism FICA	2,100.00	135.12	831.10	0.00	1,268.90
50E140	1216	2140	00	140000	Autism Med	0.00	0.00	0.00	0.00	0.00
50E280	1216	2140	00	280000	Autism Med	525.00	31.60	194.35	0.00	330.65
50E---	1216	2---	--	-----		5,475.00	361.19	2,203.21	0.00	3,271.79
50E140	1220	2120	00	140000	EMH/LD Aide/Asst IMRF	28,500.00	1,194.89	7,891.32	0.00	20,608.68
50E140	1220	2130	00	140000	EMH/LD Aide/Asst FICA	11,500.00	752.11	5,466.65	0.00	6,033.35
50E140	1220	2140	00	140000	EMH/LD Medicare	11,500.00	907.58	6,439.00	0.00	5,061.00
50E---	1220	2---	--	-----		51,500.00	2,854.58	19,796.97	0.00	31,703.03
50E100	1250	2120	00	100000	Title I IMRF	6,300.00	1,622.03	12,726.92	0.00	-6,426.92
50E500	1250	2120	00	500000	Title I IMRF Prior	70,000.00	1,786.49	8,458.57	0.00	61,541.43
50E100	1250	2130	00	100000	Title I FICA	3,400.00	945.86	8,108.95	0.00	-4,708.95
50E500	1250	2130	00	500000	Title I FICA Prior	21,000.00	1,145.55	5,929.98	0.00	15,070.02
50E100	1250	2140	00	100000	Title I Medicare	1,300.00	224.03	2,436.41	0.00	-1,136.41
50E500	1250	2140	00	500000	Title I Medicare Prior	6,300.00	328.00	1,772.90	0.00	4,527.10
50E---	1250	2---	--	-----		108,300.00	6,051.96	39,433.73	0.00	68,866.27

Account Level				2023-24	January 2023-24	2023-24	2023-24	Encumbered	2023-24	
FDTLOC	FUNC	OBJ	SJ	Description	Budget	Monthly Activity	FYTD Activity	Batch Activity	Amount	Available Funds
50E360	1275	2120	00	360000	Jump Start IMRF	0.00	0.00	0.00	0.00	0.00
50E360	1275	2130	00	360000	Jump Start FICA	0.00	0.00	0.00	0.00	0.00
50E360	1275	2140	00	360000	Jump Start Medicare	0.00	0.00	0.00	0.00	0.00
50E---	1275	2---	--	-----	0.00	0.00	0.00	0.00	0.00	0.00
50E050	1400	2120	00	000000	RCHS Voc TA IMRF	0.00	0.00	0.00	0.00	0.00
50E390	1400	2120	00	390000	Voc Tutor IMRF	0.00	0.00	0.00	0.00	0.00
50E050	1400	2130	00	000000	RCHS BT/Voc FICA	800.00	0.00	0.00	0.00	800.00
50E390	1400	2130	00	390000	Voc Tutor FICA	0.00	0.00	0.00	0.00	0.00
50E050	1400	2140	00	000000	RCHS Voc Medicare	9,500.00	686.49	4,920.16	0.00	4,579.84
50E390	1400	2140	00	390000	Voc Tutor Med	100.00	4.59	31.20	0.00	68.80
50E480	1400	2140	00	480000	Ag 3 Circles Med	375.00	0.00	80.25	0.00	294.75
50E490	1400	2140	00	490000	Ag Incent Med	0.00	0.00	0.00	0.00	0.00
50E---	1400	2---	--	-----	10,775.00	691.08	5,031.61	0.00	0.00	5,743.39
50E410	1459	2120	00	410000	JROTC Instructor IMRF	14,500.00	1,299.22	7,215.27	0.00	7,284.73
50E410	1459	2130	00	410000	JROTC Instructor FICA	12,500.00	836.46	5,029.25	0.00	7,470.75
50E410	1459	2140	00	410000	JROTC Instructor Med	2,500.00	195.62	1,176.24	0.00	1,323.76
50E---	1459	2---	--	-----	29,500.00	2,331.30	13,420.76	0.00	0.00	16,079.24
50E050	1500	2120	00	000000	RCHS AD IMRF	50.00	0.00	3.54	0.00	46.46
50E050	1500	2130	00	000000	RCHS AD FICA	25.00	0.00	1.72	0.00	23.28
50E050	1500	2140	00	000000	RCHS A D Medicare	165.00	7.12	50.53	0.00	114.47
50E---	1500	2---	--	-----	240.00	7.12	55.79	0.00	0.00	184.21
50E050	1505	2140	00	000000	RCHS FBLA Spon Med	40.00	2.66	18.74	0.00	21.26
50E---	1505	2---	--	-----	40.00	2.66	18.74	0.00	0.00	21.26
50E050	1509	2140	00	000000	RCHS Pep Club Med	85.00	0.00	0.00	0.00	85.00
50E---	1509	2---	--	-----	85.00	0.00	0.00	0.00	0.00	85.00
50E050	1510	2120	00	000000	RCHS Cheerldr Spons IMRF	315.00	0.00	161.47	0.00	153.53
50E050	1510	2130	00	000000	RCHS Cheerldr Spons FICA	265.00	0.00	114.55	0.00	150.45
50E050	1510	2140	00	000000	RCHS Cheerldr Spons Medi	105.00	0.00	44.65	0.00	60.35
50E---	1510	2---	--	-----	685.00	0.00	320.67	0.00	0.00	364.33
50E050	1511	2120	00	000000		0.00	0.00	39.33	0.00	-39.33
50E050	1511	2130	00	000000	HS Golf FICA	40.00	0.00	27.90	0.00	12.10
50E050	1511	2140	00	000000	RCHS Golf Medicare	90.00	0.00	82.37	0.00	7.63
50E---	1511	2---	--	-----	130.00	0.00	149.60	0.00	0.00	-19.60
50E050	1512	2120	00	000000	RCHS X-Country IMRF	0.00	0.00	0.00	0.00	0.00
50E050	1512	2130	00	000000	RCHS X Country FICA	0.00	0.00	0.00	0.00	0.00
50E050	1512	2140	00	000000	RCHS X Country Medicare	130.00	0.00	151.21	0.00	-21.21
50E---	1512	2---	--	-----	130.00	0.00	151.21	0.00	0.00	-21.21
50E050	1513	2120	00	000000	RCHS Dance IMRF	0.00	0.00	0.00	0.00	0.00
50E050	1513	2130	00	000000	RCHS Dance Team FICA	0.00	0.00	0.00	0.00	0.00
50E050	1513	2140	00	000000	RCHS Dance Med	0.00	0.00	0.00	0.00	0.00

Account Level				2023-24	January 2023-24	2023-24	2023-24	Encumbered	2023-24	
FDTLOC	FUNC	OBJ	SJ	Description	Budget	Monthly Activity	FYTD Activity	Batch Activity	Amount	Available Funds
50E---	1513	2---	--	-----	0.00	0.00	0.00	0.00	0.00	0.00
50E050	1520	2130	00	000000	290.00	0.00	229.09	0.00	0.00	60.91
50E050	1520	2140	00	000000	75.00	0.00	53.58	0.00	0.00	21.42
50E---	1520	2---	--	-----	365.00	0.00	282.67	0.00	0.00	82.33
50E050	1521	2120	00	000000	30.00	0.00	0.00	0.00	0.00	30.00
50E050	1521	2130	00	000000	265.00	0.00	250.44	0.00	0.00	14.56
50E050	1521	2140	00	000000	160.00	0.00	132.36	0.00	0.00	27.64
50E---	1521	2---	--	-----	455.00	0.00	382.80	0.00	0.00	72.20
50E050	1522	2120	00	000000	55.00	5.20	18.57	0.00	0.00	36.43
50E050	1522	2130	00	000000	135.00	3.35	26.67	0.00	0.00	108.33
50E050	1522	2140	00	000000	265.00	0.78	7.74	0.00	0.00	257.26
50E---	1522	2---	--	-----	455.00	9.33	52.98	0.00	0.00	402.02
50E050	1523	2120	00	000000	0.00	0.00	14.16	0.00	0.00	-14.16
50E050	1523	2130	00	000000	450.00	0.00	7.79	0.00	0.00	442.21
50E050	1523	2140	00	000000	235.00	0.00	1.82	0.00	0.00	233.18
50E---	1523	2---	--	-----	685.00	0.00	23.77	0.00	0.00	661.23
50E050	1524	2120	00	000000	0.00	0.00	0.00	0.00	0.00	0.00
50E050	1524	2130	00	000000	65.00	0.00	0.00	0.00	0.00	65.00
50E050	1524	2140	00	000000	210.00	0.00	0.00	0.00	0.00	210.00
50E---	1524	2---	--	-----	275.00	0.00	0.00	0.00	0.00	275.00
50E050	1525	2120	00	000000	0.00	0.00	0.00	0.00	0.00	0.00
50E050	1525	2130	00	000000	525.00	0.00	0.00	0.00	0.00	525.00
50E050	1525	2140	00	000000	130.00	0.00	0.00	0.00	0.00	130.00
50E---	1525	2---	--	-----	655.00	0.00	0.00	0.00	0.00	655.00
50E050	1530	2130	00	000000	370.00	0.00	0.00	0.00	0.00	370.00
50E050	1530	2140	00	000000	90.00	0.00	0.00	0.00	0.00	90.00
50E---	1530	2---	--	-----	460.00	0.00	0.00	0.00	0.00	460.00
50E050	1531	2120	00	000000	105.00	0.00	61.94	0.00	0.00	43.06
50E050	1531	2130	00	000000	790.00	14.23	576.97	0.00	0.00	213.03
50E050	1531	2140	00	000000	525.00	3.09	368.99	0.00	0.00	156.01
50E---	1531	2---	--	-----	1,420.00	17.32	1,007.90	0.00	0.00	412.10
50E050	1532	2120	00	000000	160.00	2.17	11.22	0.00	0.00	148.78
50E050	1532	2130	00	000000	265.00	0.92	7.05	0.00	0.00	257.95
50E050	1532	2140	00	000000	315.00	0.22	1.66	0.00	0.00	313.34
50E---	1532	2---	--	-----	740.00	3.31	19.93	0.00	0.00	720.07
50E050	1533	2120	00	000000	55.00	0.00	0.00	0.00	0.00	55.00
50E050	1533	2130	00	000000	125.00	0.00	0.00	0.00	0.00	125.00
50E050	1533	2140	00	000000	315.00	0.00	7.05	0.00	0.00	307.95
50E---	1533	2---	--	-----	495.00	0.00	7.05	0.00	0.00	487.95
50E050	1534	2120	00	000000	0.00	0.00	0.00	0.00	0.00	0.00

Account Level				2023-24	January 2023-24	2023-24	2023-24	Encumbered	2023-24	
FDTLOC	FUNC	OBJ	SJ	Description	Budget	Monthly Activity	FYTD Activity	Batch Activity	Amount	Available Funds
50E050	1534	2130	00 000000	RCHS Boys Baseball FICA	55.00	0.00	11.16	0.00	0.00	43.84
50E050	1534	2140	00 000000	RCHS Boys Baseball Med	160.00	0.00	3.67	0.00	0.00	156.33
50E---	1534	2---	-- -----		215.00	0.00	14.83	0.00	0.00	200.17
50E050	1536	2130	00 000000	RCHS Soccer Coach FICA	630.00	0.00	521.82	0.00	0.00	108.18
50E050	1536	2140	00 000000	RCHS Soccer Coach Med	160.00	0.00	122.04	0.00	0.00	37.96
50E---	1536	2---	-- -----		790.00	0.00	643.86	0.00	0.00	146.14
50E050	1537	2130	00 000000	HS Bass Fishing FICA	160.00	0.00	0.00	0.00	0.00	160.00
50E050	1537	2140	00 000000	HS Bass Fishing Medicare	40.00	0.00	0.00	0.00	0.00	40.00
50E---	1537	2---	-- -----		200.00	0.00	0.00	0.00	0.00	200.00
50E040	1540	2130	00 000000	RCMS AD FICA	0.00	0.00	0.00	0.00	0.00	0.00
50E040	1540	2140	00 000000	RCMS AD Med	80.00	3.54	22.96	0.00	0.00	57.04
50E---	1540	2---	-- -----		80.00	3.54	22.96	0.00	0.00	57.04
50E040	1550	2130	00 000000	RCMS Chrldr Spons FICA	290.00	0.00	0.00	0.00	0.00	290.00
50E040	1550	2140	00 000000	RCMS Cheerleader Medicare	75.00	0.00	0.00	0.00	0.00	75.00
50E---	1550	2---	-- -----		365.00	0.00	0.00	0.00	0.00	365.00
50E040	1551	2120	00 000000	RCMS X-Country IMRF	0.00	0.00	0.00	0.00	0.00	0.00
50E040	1551	2130	00 000000	RCMS X-Country FICA	65.00	0.00	43.51	0.00	0.00	21.49
50E040	1551	2140	00 000000	RCMS X-Country Medicare	65.00	0.00	68.37	0.00	0.00	-3.37
50E---	1551	2---	-- -----		130.00	0.00	111.88	0.00	0.00	18.12
50E040	1552	2130	00 000000		0.00	0.00	13.39	0.00	0.00	-13.39
50E040	1552	2140	00 000000	RCMS Baseball Medicare	55.00	0.00	48.85	0.00	0.00	6.15
50E---	1552	2---	-- -----		55.00	0.00	62.24	0.00	0.00	-7.24
50E040	1553	2140	00 000000	RCMS Softball Medicare	55.00	0.00	47.48	0.00	0.00	7.52
50E---	1553	2---	-- -----		55.00	0.00	47.48	0.00	0.00	7.52
50E040	1560	2120	00 000000	RCMS Girls Basketball IMRF	265.00	276.76	286.99	0.00	0.00	-21.99
50E040	1560	2130	00 000000	RCMS Girls Basketball FICA	265.00	213.62	232.35	0.00	0.00	32.65
50E040	1560	2140	00 000000	RCMS Girls Basketball Medicare	130.00	114.28	118.56	0.00	0.00	11.44
50E---	1560	2---	-- -----		660.00	604.66	637.90	0.00	0.00	22.10
50E040	1561	2120	00 000000	RCMS Volleyball Workers IMRF	0.00	0.00	0.00	0.00	0.00	0.00
50E040	1561	2130	00 000000	RCMS Volleyball Workers FICA	265.00	0.00	4.46	0.00	0.00	260.54
50E040	1561	2140	00 000000	RCMS Volleyball Medicare	105.00	0.00	0.84	0.00	0.00	104.16
50E---	1561	2---	-- -----		370.00	0.00	5.30	0.00	0.00	364.70
50E040	1562	2120	00 000000	RCMS Girls Track IMRF	55.00	0.00	0.00	0.00	0.00	55.00
50E040	1562	2130	00 000000	RCMS Girls Track FICA	235.00	0.00	0.00	0.00	0.00	235.00
50E040	1562	2140	00 000000	RCMS Girls Track Med	210.00	0.00	0.00	0.00	0.00	210.00
50E---	1562	2---	-- -----		500.00	0.00	0.00	0.00	0.00	500.00
50E040	1563	2120	00 000000	RCMS 6th Girls Basketball IMRF	20.00	0.00	0.00	0.00	0.00	20.00
50E040	1563	2130	00 000000	RCMS 6th Girls Basketball FICA	190.00	0.00	0.00	0.00	0.00	190.00
50E040	1563	2140	00 000000	RCMS 6th Girls Basktb Medicare	55.00	0.00	0.00	0.00	0.00	55.00
50E---	1563	2---	-- -----		265.00	0.00	0.00	0.00	0.00	265.00

Account Level				2023-24	January 2023-24	2023-24	2023-24	Encumbered	2023-24	
FDTLOC	FUNC	OBJ	SJ	Description	Budget	Monthly Activity	FYTD Activity	Batch Activity	Amount	Available Funds
50E040	1564	2120	00 000000	RCMS 6th Boys Basketball IMRF	25.00	0.00	0.00	0.00	0.00	25.00
50E040	1564	2130	00 000000	RCMS 6th Boys Basketball FICA	210.00	0.00	0.00	0.00	0.00	210.00
50E040	1564	2140	00 000000	RCMS 6th Boy Basketbl Medicare	55.00	0.00	0.00	0.00	0.00	55.00
50E---	1564	2---	-- -----		290.00	0.00	0.00	0.00	0.00	290.00
50E040	1570	2120	00 000000	RCMS Boys Basketball IMRF	525.00	0.00	4.33	0.00	0.00	520.67
50E040	1570	2130	00 000000	RCMS Boys Basketball FICA	525.00	14.51	53.01	0.00	0.00	471.99
50E040	1570	2140	00 000000	RCMS Boys Basketball Medicare	165.00	4.20	12.96	0.00	0.00	152.04
50E---	1570	2---	-- -----		1,215.00	18.71	70.30	0.00	0.00	1,144.70
50E040	1571	2120	00 000000	RCMS Boys Track IMRF	55.00	0.00	0.00	0.00	0.00	55.00
50E040	1571	2130	00 000000	RCMS Boys Track FICA	525.00	0.00	0.00	0.00	0.00	525.00
50E040	1571	2140	00 000000	RCMS Boys Track Medicare	135.00	0.00	0.00	0.00	0.00	135.00
50E---	1571	2---	-- -----		715.00	0.00	0.00	0.00	0.00	715.00
50E050	1572	2120	00 000000	RCHS Wrestling IMRF	55.00	4.33	4.33	0.00	0.00	50.67
50E050	1572	2130	00 000000	RCHS Wrestling Workers FICA	525.00	1.85	1.85	0.00	0.00	523.15
50E050	1572	2140	00 000000	RCHS Wrestling Medicare	105.00	0.43	0.43	0.00	0.00	104.57
50E---	1572	2---	-- -----		685.00	6.61	6.61	0.00	0.00	678.39
50E040	1575	2140	00 000000	RCMS Yearbook Sponsor Med	55.00	3.21	22.43	0.00	0.00	32.57
50E---	1575	2---	-- -----		55.00	3.21	22.43	0.00	0.00	32.57
50E040	1576	2140	00 000000	RCMS Student Council Med	30.00	1.64	11.32	0.00	0.00	18.68
50E---	1576	2---	-- -----		30.00	1.64	11.32	0.00	0.00	18.68
50E050	1580	2130	00 000000	RCHS Scholar Bowl FICA	0.00	0.00	0.00	0.00	0.00	0.00
50E050	1580	2140	00 000000	RCHS Scholastic Bowl Med	105.00	0.00	0.00	0.00	0.00	105.00
50E---	1580	2---	-- -----		105.00	0.00	0.00	0.00	0.00	105.00
50E050	1581	2130	00 000000	HS Play FICA	55.00	0.00	0.00	0.00	0.00	55.00
50E050	1581	2140	00 000000	HS Play Medicare	105.00	0.00	0.00	0.00	0.00	105.00
50E---	1581	2---	-- -----		160.00	0.00	0.00	0.00	0.00	160.00
50E050	1582	2130	00 000000	HS Musical FICA	160.00	0.00	152.73	0.00	0.00	7.27
50E050	1582	2140	00 000000	RCHS Musical Spons Med	235.00	0.00	218.37	0.00	0.00	16.63
50E---	1582	2---	-- -----		395.00	0.00	371.10	0.00	0.00	23.90
50E050	1583	2130	00 000000	RCHS Marching Band Dir FICA	105.00	0.00	0.00	0.00	0.00	105.00
50E050	1583	2140	00 000000	RCHS Marching Band Dir Med	210.00	9.63	159.49	0.00	0.00	50.51
50E---	1583	2---	-- -----		315.00	9.63	159.49	0.00	0.00	155.51
50E050	1584	2140	00 000000	RCHS Chorus Sponsor Med	0.00	0.00	0.00	0.00	0.00	0.00
50E---	1584	2---	-- -----		0.00	0.00	0.00	0.00	0.00	0.00
50E050	1585	2140	00 000000	RCHS Jr Class Sponsor Med	105.00	7.29	50.67	0.00	0.00	54.33
50E---	1585	2---	-- -----		105.00	7.29	50.67	0.00	0.00	54.33
50E050	1586	2140	00 000000	RCHS Yearbook Sponsor Medicare	45.00	3.15	22.00	0.00	0.00	23.00
50E---	1586	2---	-- -----		45.00	3.15	22.00	0.00	0.00	23.00
50E050	1588	2120	00 000000	RCHS X-Curr Sprvsn IMRF	30.00	0.00	0.00	0.00	0.00	30.00
50E050	1588	2130	00 000000	RCHS X-Curr Sprvsn FICA	30.00	0.00	0.00	0.00	0.00	30.00

Account Level					2023-24	January 2023-24	2023-24	2023-24	Encumbered	2023-24
FDTLOC	FUNC	OBJ	SJ	Description	Budget	Monthly Activity	FYTD Activity	Batch Activity	Amount	Available Funds
50E050	1588	2140	00 000000	RCHS X-Curr Sprvsn Med	30.00	0.00	0.98	0.00	0.00	29.02
50E---	1588	2---	-- -----		90.00	0.00	0.98	0.00	0.00	89.02
50E050	1589	2140	00 000000	RCHS Student Council Medicare	65.00	3.72	25.78	0.00	0.00	39.22
50E---	1589	2---	-- -----		65.00	3.72	25.78	0.00	0.00	39.22
50E050	1590	2120	00 000000	RCHS Rifle/Drill IMRF	675.00	54.36	325.64	0.00	0.00	349.36
50E050	1590	2130	00 000000	RCHS Rifle/Drill FICA	365.00	35.00	227.34	0.00	0.00	137.66
50E050	1590	2140	00 000000	RCHS Rifle/Drill Med	95.00	8.20	53.18	0.00	0.00	41.82
50E---	1590	2---	-- -----		1,135.00	97.56	606.16	0.00	0.00	528.84
50E040	1591	2140	00 000000	RCMS BAND MED	65.00	2.08	28.35	0.00	0.00	36.65
50E---	1591	2---	-- -----		65.00	2.08	28.35	0.00	0.00	36.65
50E040	1593	2140	00 000000	RCMS Talent Shw Spon Med	105.00	0.00	15.63	0.00	0.00	89.37
50E---	1593	2---	-- -----		105.00	0.00	15.63	0.00	0.00	89.37
50E040	1594	2140	00 000000	RCMS Drama Spon Medicare	30.00	0.00	0.00	0.00	0.00	30.00
50E---	1594	2---	-- -----		30.00	0.00	0.00	0.00	0.00	30.00
50E040	1598	2120	00 000000	RCMS Dance/Grad IMRF	10.00	0.00	0.00	0.00	0.00	10.00
50E040	1598	2130	00 000000	RCMS Dance/Grad FICA	10.00	0.00	0.00	0.00	0.00	10.00
50E040	1598	2140	00 000000	RCMS Dance/Grad Medicare	10.00	0.00	0.00	0.00	0.00	10.00
50E---	1598	2---	-- -----		30.00	0.00	0.00	0.00	0.00	30.00
50E040	1599	2140	00 000000	RCMS Math Counts Sponsor Med	25.00	0.00	0.00	0.00	0.00	25.00
50E---	1599	2---	-- -----		25.00	0.00	0.00	0.00	0.00	25.00
50E050	1700	2120	00 000000	RCHS Dr Ed TA IMRF	0.00	0.00	0.00	0.00	0.00	0.00
50E050	1700	2130	00 000000	RCHS Dr Ed TA FICA	0.00	0.00	0.00	0.00	0.00	0.00
50E050	1700	2140	00 000000	RCHS Dr Ed Medicare	1,365.00	78.73	721.87	0.00	0.00	643.13
50E---	1700	2---	-- -----		1,365.00	78.73	721.87	0.00	0.00	643.13
50E010	1800	2120	00 000000	LLS Aide IMRF	2,100.00	95.48	528.46	0.00	0.00	1,571.54
50E010	1800	2130	00 000000	LLS AIDE FICA	1,050.00	59.09	354.38	0.00	0.00	695.62
50E010	1800	2140	00 000000	LLS Aide Med	525.00	13.82	90.96	0.00	0.00	434.04
50E---	1800	2---	-- -----		3,675.00	168.39	973.80	0.00	0.00	2,701.20
50E550	1900	2120	00 550000	TAEOP IMRF	0.00	0.00	0.00	0.00	0.00	0.00
50E750	1900	2120	00 750000	TAEOP IMRF	10.00	0.00	0.00	0.00	0.00	10.00
50E550	1900	2130	00 550000	TAEOP FICA	0.00	0.00	0.00	0.00	0.00	0.00
50E750	1900	2130	00 750000	TAEOP FICA	0.00	0.00	0.00	0.00	0.00	0.00
50E550	1900	2140	00 550000	TAEOP Med	0.00	0.00	0.00	0.00	0.00	0.00
50E750	1900	2140	00 750000	TAEOP Med	0.00	0.00	0.00	0.00	0.00	0.00
50E---	1900	2---	-- -----		10.00	0.00	0.00	0.00	0.00	10.00
50E---	1---	----	-- -----		438,405.00	29,754.25	193,655.22	0.00	0.00	244,749.78
50E550	2110	2120	00 550000	TAEOP IMRF	0.00	0.00	0.00	0.00	0.00	0.00
50E750	2110	2120	00 750000	TAEOP IMRF	0.00	0.00	0.00	0.00	0.00	0.00
50E020	2110	2130	00 000000	RCES Guidance FICA	0.00	0.00	0.00	0.00	0.00	0.00
50E550	2110	2130	00 550000	TAEOP FICA	0.00	0.00	0.00	0.00	0.00	0.00

Account Level				2023-24	January 2023-24	2023-24	2023-24	Encumbered	2023-24	
FDTLOC	FUNC	OBJ	SJ	Description	Budget	Monthly Activity	FYTD Activity	Batch Activity	Amount	Available Funds
50E750	2110	2130	00	750000	TAOEP FICA	0.00	0.00	0.00	0.00	0.00
50E010	2110	2140	00	000000	Social Worker Med	525.00	0.00	0.00	0.00	525.00
50E020	2110	2140	00	000000	RCES Guidance Medicare	0.00	0.00	0.00	0.00	0.00
50E342	2110	2140	00	000000	ESSER II Social Wrkr Medicare	100.00	0.00	23.16	0.00	76.84
50E550	2110	2140	00	550000	TAOEP	0.00	0.00	0.00	0.00	0.00
50E750	2110	2140	00	750000	TAOEP Social Worker Med	0.00	0.00	0.00	0.00	0.00
50E---	2110	2---	--	-----		625.00	0.00	23.16	0.00	601.84
50E020	2120	2120	00	000000	RCES Guid IMRF	0.00	0.00	0.00	0.00	0.00
50E050	2120	2120	00	000000	RCHS Guidance IMRF	3,150.00	258.40	1,881.98	0.00	1,268.02
50E070	2120	2120	00	000000	21st Century IMRF	0.00	0.00	0.00	0.00	0.00
50E020	2120	2130	00	000000	RCES Guid FICA	160.00	0.00	0.00	0.00	160.00
50E050	2120	2130	00	000000	RCHS Guidance FICA	1,250.00	108.65	912.89	0.00	337.11
50E070	2120	2130	00	000000	21st Century IMRF	0.00	0.00	0.00	0.00	0.00
50E020	2120	2140	00	000000	RCES Guid Med	1,600.00	112.12	776.89	0.00	823.11
50E040	2120	2140	00	000000	RCMS Guid Medicare	1,000.00	51.45	350.16	0.00	649.84
50E050	2120	2140	00	000000	RCHS Guidance Medicare	1,900.00	211.21	1,360.21	0.00	539.79
50E070	2120	2140	00	000000	21st Century Med	25.00	0.00	0.00	0.00	25.00
50E342	2120	2140	00	000000	ESSER II Guidance Medicare	150.00	0.00	0.00	0.00	150.00
50E470	2120	2140	00	470000	21st Century Med	0.00	0.00	0.00	0.00	0.00
50E---	2120	2---	--	-----		9,235.00	741.83	5,282.13	0.00	3,952.87
50E010	2130	2120	00	000000	District Nurse Aide IMRF	3,000.00	502.08	3,288.93	0.00	-288.93
50E342	2130	2120	00	342000	ESSER II Social Worker IMRF	100.00	0.00	0.00	0.00	100.00
50E010	2130	2130	00	000000	District Nurse FICA	2,100.00	316.72	2,368.87	0.00	-268.87
50E342	2130	2130	00	342000	ESSER II Social Worker FICA	100.00	0.00	0.00	0.00	100.00
50E010	2130	2140	00	000000	District Nurse Medicare	2,500.00	206.42	1,508.41	0.00	991.59
50E342	2130	2140	00	342000	ESSER II Social Work Medicare	25.00	0.00	0.00	0.00	25.00
50E---	2130	2---	--	-----		7,825.00	1,025.22	7,166.21	0.00	658.79
50E140	2140	2140	00	140000	Psychologist Med	0.00	0.00	0.00	0.00	0.00
50E---	2140	2---	--	-----		0.00	0.00	0.00	0.00	0.00
50E280	2150	2120	00	280000	District Speech IMRF	0.00	0.00	0.00	0.00	0.00
50E280	2150	2130	00	280000	District Speech FICA	0.00	0.00	0.00	0.00	0.00
50E150	2150	2140	00	150000	Speech Path Med	0.00	0.00	0.00	0.00	0.00
50E280	2150	2140	00	280000	District Speech Medicare	4,200.00	421.75	2,257.50	0.00	1,942.50
50E---	2150	2---	--	-----		4,200.00	421.75	2,257.50	0.00	1,942.50
50E020	2190	2120	00	000000	RCES Supervision Aide IMRF	10,000.00	1,001.50	5,234.52	0.00	4,765.48
50E020	2190	2130	00	000000	RCES Supervision Aide FICA	8,500.00	631.62	3,695.81	0.00	4,804.19
50E020	2190	2140	00	000000	RCES Behavior Intervention Med	1,500.00	193.87	1,095.95	0.00	404.05
50E---	2190	2---	--	-----		20,000.00	1,826.99	10,026.28	0.00	9,973.72
50E070	2210	2120	00	000000	21st Century IMRF	50.00	0.00	0.00	0.00	50.00
50E100	2210	2120	00	100000	Title I IMRF	0.00	0.00	0.00	0.00	0.00

Account Level				2023-24	January 2023-24	2023-24	2023-24	Encumbered	2023-24	
FDTLOC	FUNC	OBJ	SJ	Description	Budget	Monthly Activity	FYTD Activity	Batch Activity	Amount	Available Funds
50E110	2210	2120	00	110000	PreK Improv Instr IMRF	0.00	0.00	0.00	0.00	0.00
50E120	2210	2120	00	120000	Improv Instruc Laptop IMRF	0.00	0.00	0.00	0.00	0.00
50E170	2210	2120	00	170000	Title IV IMRF	0.00	0.00	0.00	0.00	0.00
50E180	2210	2120	01	180000	RTtT NC IMRF	0.00	0.00	0.00	0.00	0.00
50E330	2210	2120	00	330000	Title II IMRF	0.00	0.00	0.00	0.00	0.00
50E340	2210	2120	00	340000	ESSER Prof Development IMRF	0.00	0.00	0.00	0.00	0.00
50E470	2210	2120	00	470000	21st Century IMRF	0.00	0.00	0.00	0.00	0.00
50E500	2210	2120	00	500000	Title I Improv Inst IMRF	0.00	0.00	0.00	0.00	0.00
50E510	2210	2120	00	510000	PreK Improv Inst IMRF	0.00	0.00	0.00	0.00	0.00
50E530	2210	2120	00	530000	Title II IMRF	0.00	0.00	0.00	0.00	0.00
50E070	2210	2130	00	000000	21st Century FICA	105.00	0.00	0.00	0.00	105.00
50E100	2210	2130	00	100000	Title I Improv Of Instru FICA	0.00	0.00	0.00	0.00	0.00
50E110	2210	2130	00	110000	Pre K Imp Inst FICA	0.00	0.00	0.00	0.00	0.00
50E120	2210	2130	00	120000	Improve Instruc Laptop FICA	0.00	0.00	0.00	0.00	0.00
50E170	2210	2130	00	170000	Title IV Imp Inst FICA	0.00	0.00	0.00	0.00	0.00
50E180	2210	2130	00	180000	RTT Improv Inst FICA	0.00	0.00	0.00	0.00	0.00
50E180	2210	2130	01	180000	RTTT FICA	0.00	0.00	0.00	0.00	0.00
50E330	2210	2130	00	330000	Title II FICA	0.00	0.00	0.00	0.00	0.00
50E340	2210	2130	00	340000	ESSER Prof Development FICA	0.00	0.00	0.00	0.00	0.00
50E470	2210	2130	00	470000	21st Century FICA	0.00	0.00	0.00	0.00	0.00
50E500	2210	2130	00	500000	Title I FICA/NC	0.00	0.00	0.00	0.00	0.00
50E510	2210	2130	00	510000	At Risk Fica/NC	30.00	0.00	0.00	0.00	30.00
50E530	2210	2130	00	530000	Title II FICA	0.00	0.00	0.00	0.00	0.00
50E810	2210	2130	00	810000	ROE Flow Thru FICA	0.00	0.00	0.00	0.00	0.00
50E010	2210	2140	00	000000	Improv of Instru Dist Med	0.00	0.00	0.00	0.00	0.00
50E060	2210	2140	00	000000	Fine Arts Grant Med	0.00	0.00	0.00	0.00	0.00
50E070	2210	2140	00	000000	21st Century Med	50.00	0.00	0.00	0.00	50.00
50E100	2210	2140	00	100000	Title I Improv Medicare	0.00	0.00	15.45	0.00	-15.45
50E110	2210	2140	00	110000	PreK Improv Instr Med	0.00	0.00	0.00	0.00	0.00
50E120	2210	2140	00	120000	Improv Instruc Laptop Grant	0.00	0.00	0.00	0.00	0.00
50E170	2210	2140	00	170000	Title IV SUB MED	50.00	0.00	19.15	0.00	30.85
50E180	2210	2140	00	180000	RTT Improv Inst Med	0.00	0.00	0.00	0.00	0.00
50E180	2210	2140	01	180000	RTTT I Mentoring MED	0.00	0.00	0.00	0.00	0.00
50E270	2210	2140	00	270000	Title I S&A Impr Inst Med	0.00	0.00	0.00	0.00	0.00
50E330	2210	2140	00	330000	Title II Teach Medicare	0.00	0.00	0.00	0.00	0.00
50E340	2210	2140	00	340000	ESSER Prof Development Medicar	0.00	0.00	6.23	0.00	-6.23
50E342	2210	2140	00	000000	ESSER II Imp Of Instr Medicare	600.00	0.00	348.83	0.00	251.17
50E343	2210	2140	00	000000	ESSER III Imp of Instr Med	1,000.00	66.06	1,338.44	0.00	-338.44
50E470	2210	2140	00	470000	21st Century Med	0.00	0.00	0.00	0.00	0.00
50E480	2210	2140	00	480000	Ag 3 Circles Med	165.00	0.00	63.14	0.00	101.86

Account Level				2023-24	January 2023-24	2023-24	2023-24	Encumbered	2023-24	
FDTLOC	FUNC	OBJ	SJ	Description	Budget	Monthly Activity	FYTD Activity	Batch Activity	Amount	Available Funds
50E490	2210	2140	00	490000	0.00	0.00	0.00	0.00	0.00	0.00
50E500	2210	2140	00	500000	30.00	0.00	5.22	0.00	0.00	24.78
50E510	2210	2140	00	510000	30.00	0.00	5.70	0.00	0.00	24.30
50E530	2210	2140	00	530000	30.00	0.00	41.63	0.00	0.00	-11.63
50E570	2210	2140	00	570000	40.00	0.00	0.00	0.00	0.00	40.00
50E810	2210	2140	00	810000	0.00	0.00	0.00	0.00	0.00	0.00
50E---	2210	2---	--	-----	2,180.00	66.06	1,843.79	0.00	0.00	336.21
50E020	2220	2120	00	000000	0.00	0.00	0.00	0.00	0.00	0.00
50E040	2220	2120	00	000000	0.00	0.00	0.00	0.00	0.00	0.00
50E050	2220	2120	00	000000	420.00	0.00	0.00	0.00	0.00	420.00
50E020	2220	2130	00	000000	0.00	0.00	0.00	0.00	0.00	0.00
50E040	2220	2130	00	000000	0.00	0.00	0.00	0.00	0.00	0.00
50E050	2220	2130	00	000000	235.00	0.00	0.00	0.00	0.00	235.00
50E020	2220	2140	00	000000	1,150.00	92.87	609.93	0.00	0.00	540.07
50E040	2220	2140	00	000000	750.00	52.92	366.13	0.00	0.00	383.87
50E050	2220	2140	00	000000	525.00	78.74	563.83	0.00	0.00	-38.83
50E---	2220	2---	--	-----	3,080.00	224.53	1,539.89	0.00	0.00	1,540.11
50E340	2230	2140	00	340000	0.00	0.00	0.00	0.00	0.00	0.00
50E---	2230	2---	--	-----	0.00	0.00	0.00	0.00	0.00	0.00
50E010	2310	2120	00	000000	900.00	0.00	136.32	0.00	0.00	763.68
50E010	2310	2130	00	000000	525.00	0.00	96.72	0.00	0.00	428.28
50E010	2310	2140	00	000000	105.00	0.00	22.68	0.00	0.00	82.32
50E---	2310	2---	--	-----	1,530.00	0.00	255.72	0.00	0.00	1,274.28
50E010	2320	2120	00	000000	5,500.00	452.70	2,826.06	0.00	0.00	2,673.94
50E010	2320	2130	00	000000	4,500.00	291.46	1,975.06	0.00	0.00	2,524.94
50E010	2320	2140	00	000000	4,000.00	271.76	2,208.02	0.00	0.00	1,791.98
50E---	2320	2---	--	-----	14,000.00	1,015.92	7,009.14	0.00	0.00	6,990.86
50E010	2330	2120	00	000000	4,100.00	372.28	2,298.46	0.00	0.00	1,801.54
50E070	2330	2120	00	000000	235.00	0.00	0.00	0.00	0.00	235.00
50E100	2330	2120	00	100000	0.00	0.00	0.00	0.00	0.00	0.00
50E110	2330	2120	00	110000	315.00	0.00	315.72	0.00	0.00	-0.72
50E470	2330	2120	00	470000	0.00	0.00	0.00	0.00	0.00	0.00
50E500	2330	2120	00	500000	105.00	0.00	0.00	0.00	0.00	105.00
50E510	2330	2120	00	510000	1,800.00	200.20	927.00	0.00	0.00	873.00
50E010	2330	2130	00	000000	3,600.00	227.04	1,517.58	0.00	0.00	2,082.42
50E070	2330	2130	00	000000	135.00	0.00	0.00	0.00	0.00	135.00
50E100	2330	2130	00	100000	0.00	0.00	0.00	0.00	0.00	0.00
50E110	2330	2130	00	110000	165.00	0.00	220.40	0.00	0.00	-55.40
50E470	2330	2130	00	470000	10.00	0.00	0.00	0.00	0.00	10.00
50E500	2330	2130	00	500000	265.00	0.00	0.00	0.00	0.00	265.00

FDTLOC	FUNC	OBJ	SJ	Account Level	2023-24	January 2023-24	2023-24	2023-24	Encumbered	2023-24
				Description	Budget	Monthly Activity	FYTD Activity	Batch Activity	Amount	Available Funds
50E510	2330	2130	00	510000	PreK Admin FICA Prior	1,150.00	127.12	635.60	0.00	514.40
50E010	2330	2140	00	000000	Building & Grounds Dir Med	3,300.00	202.14	1,413.84	0.00	1,886.16
50E070	2330	2140	00	000000	21st Century Med	105.00	57.40	68.03	0.00	36.97
50E100	2330	2140	00	100000	Title I Adm Medicare	0.00	0.00	0.00	0.00	0.00
50E110	2330	2140	00	110000	PreK Adm Med	50.00	0.00	51.56	0.00	-1.56
50E345	2330	2140	00	345000	ARP McKin Ven Liaison Medicare	75.00	0.00	0.00	0.00	75.00
50E470	2330	2140	00	470000	21st Century Med	160.00	0.00	0.00	0.00	160.00
50E500	2330	2140	00	500000	Title I Med	160.00	16.56	117.72	0.00	42.28
50E510	2330	2140	00	510000	PreK Admin Med	315.00	29.74	148.70	0.00	166.30
50E---	2330	2---	--	-----	16,045.00	1,232.48	7,714.61	0.00	0.00	8,330.39
50E110	2331	2120	00	110000	PI Sec IMRF	215.00	0.00	135.28	0.00	79.72
50E280	2331	2120	00	280000	Sp Ed Sec IMRF	21,000.00	272.74	1,738.94	0.00	19,261.06
50E510	2331	2120	00	510000	PI Adm Sec IMRF	950.00	85.80	397.24	0.00	552.76
50E110	2331	2130	00	110000	PI Sec FICA	125.00	0.00	94.48	0.00	30.52
50E280	2331	2130	00	280000	Sp Ed Sec FICA	2,100.00	173.64	1,202.12	0.00	897.88
50E510	2331	2130	00	510000	PI Adm Fica	775.00	54.48	272.40	0.00	502.60
50E110	2331	2140	00	110000	PI Sec Med	30.00	0.00	22.08	0.00	7.92
50E280	2331	2140	00	280000	Sp Needs Dir Med	2,250.00	163.44	1,445.80	0.00	804.20
50E510	2331	2140	00	510000	Pre K Adm Sec Med	210.00	12.74	63.70	0.00	146.30
50E---	2331	2---	--	-----	27,655.00	762.84	5,372.04	0.00	0.00	22,282.96
50E320	2333	2140	00	320000	Building Grounds Dir Med	0.00	0.00	0.00	0.00	0.00
50E---	2333	2---	--	-----	0.00	0.00	0.00	0.00	0.00	0.00
50E015	2410	2120	00	000000	ELC Principal IMRF	500.00	0.00	0.00	0.00	500.00
50E020	2410	2120	00	000000	RCES Principal IMRF	5,000.00	981.78	5,864.42	0.00	-864.42
50E030	2410	2120	00	000000	WRES Prins IMRF	0.00	0.00	0.00	0.00	0.00
50E040	2410	2120	00	000000	RCMS Principal IMRF	5,000.00	477.94	3,009.49	0.00	1,990.51
50E050	2410	2120	00	000000	RCHS Principal IMRF	12,000.00	1,005.28	6,944.51	0.00	5,055.49
50E015	2410	2130	00	000000	ELC Principal FICA	500.00	0.00	0.00	0.00	500.00
50E020	2410	2130	00	000000	RCES Principal FICA	4,500.00	613.56	4,038.25	0.00	461.75
50E030	2410	2130	00	000000	WRES Princ FICA	0.00	0.00	0.00	0.00	0.00
50E040	2410	2130	00	000000	RCMS Principal FICA	4,000.00	300.67	2,061.49	0.00	1,938.51
50E050	2410	2130	00	000000	RCHS Principal FICA	10,000.00	630.24	4,768.04	0.00	5,231.96
50E015	2410	2140	00	000000	ELC Principal Medicare	250.00	109.28	764.96	0.00	-514.96
50E020	2410	2140	00	000000	RCES Principal Medicare	7,500.00	377.98	2,548.88	0.00	4,951.12
50E030	2410	2140	00	000000	WRES Princ MED	0.00	0.00	0.00	0.00	0.00
50E040	2410	2140	00	000000	RCMS Principal Medicare	3,600.00	273.14	1,898.34	0.00	1,701.66
50E050	2410	2140	00	000000	RCHS Principal Medicare	4,200.00	358.26	2,584.66	0.00	1,615.34
50E---	2410	2---	--	-----	57,050.00	5,128.13	34,483.04	0.00	0.00	22,566.96
50E010	2490	2140	00	000000	Program Suprvr Medicare	0.00	0.00	0.00	0.00	0.00
50E020	2490	2140	00	000000	RCES Team Leader Medicare	0.00	0.00	0.00	0.00	0.00

Account Level				2023-24	January 2023-24	2023-24	2023-24	Encumbered	2023-24	
FDTLOC	FUNC	OBJ	SJ	Description	Budget	Monthly Activity	FYTD Activity	Batch Activity	Amount	Available Funds
50E040	2490	2140	00 000000	RCMS Team Leader Medicare	0.00	0.00	0.00	0.00	0.00	0.00
50E050	2490	2140	00 000000	RCHS Team leader Medicare	235.00	0.00	0.00	0.00	0.00	235.00
50E---	2490	2---	-- -----		235.00	0.00	0.00	0.00	0.00	235.00
50E010	2520	2120	00 000000	Fiscal Service IMRF	11,000.00	1,014.78	5,967.99	0.00	0.00	5,032.01
50E010	2520	2130	00 000000	Fiscal Services FICA	9,500.00	561.30	3,522.78	0.00	0.00	5,977.22
50E010	2520	2140	00 000000	Fiscal Serv Med	1,800.00	131.26	823.78	0.00	0.00	976.22
50E---	2520	2---	-- -----		22,300.00	1,707.34	10,314.55	0.00	0.00	11,985.45
50E010	2540	2120	00 000000	IMRF	105.00	0.00	0.00	0.00	0.00	105.00
50E015	2540	2120	00 000000	ELC Custodian IMRF	4,000.00	298.14	1,577.96	0.00	0.00	2,422.04
50E020	2540	2120	00 000000	RCES Cust IMRF	25,000.00	1,774.80	11,766.13	0.00	0.00	13,233.87
50E030	2540	2120	00 000000	WRES Cust IMRF	0.00	0.00	0.00	0.00	0.00	0.00
50E040	2540	2120	00 000000	RCMS Custodial IMRF	17,000.00	1,364.39	8,940.61	0.00	0.00	8,059.39
50E050	2540	2120	00 000000	RCHS Custodial IMRF	35,000.00	2,114.98	15,315.00	0.00	0.00	19,685.00
50E010	2540	2130	00 000000	FICA	0.00	0.00	0.00	0.00	0.00	0.00
50E015	2540	2130	00 000000	ELC Custodian FICA	3,500.00	189.67	1,087.27	0.00	0.00	2,412.73
50E020	2540	2130	00 000000	RCES Cust FICA	21,000.00	1,098.07	7,929.70	0.00	0.00	13,070.30
50E030	2540	2130	00 000000	WRES Cust FICA	0.00	0.00	0.00	0.00	0.00	0.00
50E040	2540	2130	00 000000	RCMS Custodial FICA	15,000.00	779.21	5,623.95	0.00	0.00	9,376.05
50E050	2540	2130	00 000000	RCHS Custodial FICA	30,000.00	1,319.36	10,503.98	0.00	0.00	19,496.02
50E010	2540	2140	00 000000	MEDICARE	0.00	0.00	0.00	0.00	0.00	0.00
50E015	2540	2140	00 000000	ELC Custodian Medicare	750.00	44.36	254.27	0.00	0.00	495.73
50E020	2540	2140	00 000000	RCES Cust Med	3,000.00	256.82	1,851.98	0.00	0.00	1,148.02
50E030	2540	2140	00 000000	WRES Cust Med	0.00	0.00	0.00	0.00	0.00	0.00
50E040	2540	2140	00 000000	RCMS Custodial Med	2,750.00	182.24	1,315.29	0.00	0.00	1,434.71
50E050	2540	2140	00 000000	RCHS Custodial Med	7,500.00	308.57	2,456.44	0.00	0.00	5,043.56
50E---	2540	2---	-- -----		164,605.00	9,730.61	68,622.58	0.00	0.00	95,982.42
50E010	2541	2120	00 000000	District Maint IMRF	7,500.00	562.33	4,112.71	0.00	0.00	3,387.29
50E010	2541	2130	00 000000	District Maint FICA	6,500.00	351.00	2,803.33	0.00	0.00	3,696.67
50E010	2541	2140	00 000000	District Maint Med	1,050.00	82.09	655.63	0.00	0.00	394.37
50E---	2541	2---	-- -----		15,050.00	995.42	7,571.67	0.00	0.00	7,478.33
50E010	2542	2120	00 000000	District Summer Maint IMRF	7,000.00	7.37	1,690.81	0.00	0.00	5,309.19
50E010	2542	2130	00 000000	District Summer Maint FICA	6,000.00	47.37	3,430.98	0.00	0.00	2,569.02
50E010	2542	2140	00 000000	District Summer Maint Med	1,050.00	11.07	802.38	0.00	0.00	247.62
50E---	2542	2---	-- -----		14,050.00	65.81	5,924.17	0.00	0.00	8,125.83
50E070	2550	2120	00 000000	21st Century Trans IMRF	1,600.00	40.07	453.69	0.00	0.00	1,146.31
50E080	2550	2120	00 000000	Trans IMRF	6,000.00	1,047.58	6,102.67	0.00	0.00	-102.67
50E080	2550	2120	61 000000	Trans Reg Driver IMRF	60,000.00	3,316.31	20,212.44	0.00	0.00	39,787.56
50E080	2550	2120	70 000000	TRans Sec IMRF	12,000.00	1,033.29	8,029.09	0.00	0.00	3,970.91
50E100	2550	2120	00 100000	Summer School IMRF	0.00	0.00	166.98	0.00	0.00	-166.98
50E110	2550	2120	00 110000	PreK Trans IMRF	850.00	132.35	709.96	0.00	0.00	140.04

Account Level				2023-24	January 2023-24	2023-24	2023-24	Encumbered	2023-24	
FDTLOC	FUNC	OBJ	SJ	Description	Budget	Monthly Activity	FYTD Activity	Batch Activity	Amount	Available Funds
50E210	2550	2120	00	210000	ROE Pre K Trans IMRF	0.00	0.00	0.00	0.00	0.00
50E345	2550	2120	61	000000	ARP McKin Vento Transp IMRF	50.00	0.00	0.00	0.00	50.00
50E470	2550	2120	00	470000	21st Century IMRF	735.00	10.02	141.82	0.00	593.18
50E500	2550	2120	00	500000	Title I Summer School IMRF	105.00	0.00	0.00	0.00	105.00
50E510	2550	2120	00	510000	Prek Trans IMRF	6,800.00	387.25	2,608.28	0.00	4,191.72
50E610	2550	2120	00	610000	Trans Voc Ed IMRF	0.00	0.00	0.00	0.00	0.00
50E620	2550	2120	00	620000	Trans Spec Ed IMRF	6,300.00	483.08	3,059.03	0.00	3,240.97
50E070	2550	2130	00	000000	21st Century Trans FICA	525.00	24.48	306.02	0.00	218.98
50E080	2550	2130	00	000000	Trans FICA	5,500.00	696.02	4,672.05	0.00	827.95
50E080	2550	2130	61	000000	TRANS Reg Driver FICA	40,000.00	2,069.98	13,929.01	0.00	26,070.99
50E080	2550	2130	70	000000	Trans Sec FICA	10,000.00	649.21	5,531.65	0.00	4,468.35
50E100	2550	2130	00	100000	Summer School FICA	0.00	0.00	116.91	0.00	-116.91
50E110	2550	2130	00	110000	PreK Trans FICA	475.00	79.32	498.00	0.00	-23.00
50E210	2550	2130	00	210000	ROE Pre K Trans FICA	0.00	0.00	0.00	0.00	0.00
50E345	2550	2130	61	000000	ARP McKin Ven Transp FICA	25.00	0.00	0.00	0.00	25.00
50E470	2550	2130	00	470000	21st Century FICA	435.00	5.97	92.70	0.00	342.30
50E500	2550	2130	00	500000	Title I Summer School FICA	105.00	0.00	0.00	0.00	105.00
50E510	2550	2130	00	510000	Prek Trans FICA	4,750.00	222.56	1,728.82	0.00	3,021.18
50E610	2550	2130	00	610000	Trans Voc Ed FICA	0.00	0.00	0.00	0.00	0.00
50E620	2550	2130	00	620000	Trans Spec Ed FICA	5,250.00	268.44	1,933.85	0.00	3,316.15
50E070	2550	2140	00	000000	21st Century Trans Med	210.00	5.74	71.59	0.00	138.41
50E080	2550	2140	00	000000	Trans Medicare	2,100.00	162.48	1,087.75	0.00	1,012.25
50E080	2550	2140	61	000000	Trans Reg Driv Med	7,500.00	484.13	3,257.49	0.00	4,242.51
50E080	2550	2140	70	000000	Trans Sec Med	2,000.00	151.84	1,293.73	0.00	706.27
50E100	2550	2140	00	100000	Summer School MED	0.00	0.00	27.35	0.00	-27.35
50E110	2550	2140	00	110000	PreK Trans Med	105.00	18.54	116.48	0.00	-11.48
50E345	2550	2140	61	000000	ARP McKin Vent Trans Medicare	10.00	0.00	0.00	0.00	10.00
50E470	2550	2140	00	470000	21st Century Trans Med	105.00	1.40	21.69	0.00	83.31
50E500	2550	2140	00	500000	Title I Summer School Tran Med	55.00	0.00	0.00	0.00	55.00
50E510	2550	2140	00	510000	Prek Tran Med	1,000.00	52.06	404.32	0.00	595.68
50E610	2550	2140	00	610000	Trans Voc Ed Med	0.00	0.00	0.00	0.00	0.00
50E620	2550	2140	00	620000	Trans Spec Ed Med	1,050.00	62.79	452.28	0.00	597.72
50E---	2550	2---	--	-----		175,640.00	11,404.91	77,025.65	0.00	98,614.35
50E510	2551	2130	00	510000	PreK Trans FICA	0.00	0.00	0.00	0.00	0.00
50E510	2551	2140	00	510000	Prek Trans Medicare	0.00	0.00	0.00	0.00	0.00
50E---	2551	2---	--	-----		0.00	0.00	0.00	0.00	0.00
50E070	2560	2120	00	000000	21st Century Food Serv IMRF	735.00	25.04	327.35	0.00	407.65
50E420	2560	2120	00	420000	Food Service IMRF	38,000.00	3,353.50	19,654.77	0.00	18,345.23
50E460	2560	2120	00	460000	Summer Food Prog IMRF	0.00	0.00	0.00	0.00	0.00
50E470	2560	2120	00	470000	21st Century Food Serv IMRF	0.00	0.00	44.61	0.00	-44.61

Account Level				2023-24	January 2023-24	2023-24	2023-24	Encumbered	2023-24	
FDTLOC	FUNC	OBJ	SJ	Description	Budget	Monthly Activity	FYTD Activity	Batch Activity	Amount	Available Funds
50E070	2560	2130	00 000000	21st Century Food Serv FICA	735.00	15.28	217.78	0.00	0.00	517.22
50E420	2560	2130	00 420000	Food Service FICA	34,000.00	2,096.05	13,644.44	0.00	0.00	20,355.56
50E440	2560	2130	00 440000	Healthier US FICA	0.00	0.00	0.00	0.00	0.00	0.00
50E460	2560	2130	00 460000	Summer Food Prog FICA	0.00	0.00	0.00	0.00	0.00	0.00
50E470	2560	2130	00 470000	21st Century Food Serv FICA	0.00	0.00	31.41	0.00	0.00	-31.41
50E070	2560	2140	00 000000	21st Century Food Serv Med	85.00	3.57	50.92	0.00	0.00	34.08
50E420	2560	2140	00 420000	Food Serv Med	6,500.00	490.19	3,190.95	0.00	0.00	3,309.05
50E440	2560	2140	00 440000	Healthier US Med	0.00	0.00	0.00	0.00	0.00	0.00
50E460	2560	2140	00 460000	Summer Food Prog Med	0.00	0.00	0.00	0.00	0.00	0.00
50E470	2560	2140	00 470000	21st Century Food Serv Med	0.00	0.00	7.35	0.00	0.00	-7.35
50E---	2560	2---	-- -----		80,055.00	5,983.63	37,169.58	0.00	0.00	42,885.42
50E070	2620	2120	00 000000	21st Century P/D IMRF	75.00	0.00	0.00	0.00	0.00	75.00
50E470	2620	2120	00 470000	21st Century Eval IMRF	0.00	0.00	0.00	0.00	0.00	0.00
50E010	2620	2130	00 000000	Plan/Research FICA	0.00	0.00	0.00	0.00	0.00	0.00
50E070	2620	2130	00 000000	21st Century P/D FICA	25.00	0.00	0.00	0.00	0.00	25.00
50E470	2620	2130	00 470000	21st Century Eval FICA	0.00	0.00	0.00	0.00	0.00	0.00
50E010	2620	2140	00 000000	Plan/Research Med	0.00	0.00	0.00	0.00	0.00	0.00
50E070	2620	2140	00 000000	21st Century Plan/Research Med	25.00	0.00	0.00	0.00	0.00	25.00
50E470	2620	2140	00 470000	21st Century Plan/Research Med	35.00	0.00	0.00	0.00	0.00	35.00
50E---	2620	2---	-- -----		160.00	0.00	0.00	0.00	0.00	160.00
50E010	2660	2120	00 000000	District Comp Tech IMRF	22,000.00	1,884.07	11,932.12	0.00	0.00	10,067.88
50E010	2660	2130	00 000000	District Comp Tech FICA	18,000.00	1,043.71	7,490.65	0.00	0.00	10,509.35
50E010	2660	2140	00 000000	District Comp Tech Medicare	3,500.00	244.10	1,751.87	0.00	0.00	1,748.13
50E---	2660	2---	-- -----		43,500.00	3,171.88	21,174.64	0.00	0.00	22,325.36
50E070	2900	2120	00 000000	21st Century IMRF	900.00	24.72	190.57	0.00	0.00	709.43
50E470	2900	2120	00 470000	21st Century Other IMRF	10.00	0.00	0.00	0.00	0.00	10.00
50E070	2900	2130	00 000000	21st Century FICA	525.00	15.91	133.56	0.00	0.00	391.44
50E470	2900	2130	00 470000	21st Century Other FICA	0.00	0.00	0.00	0.00	0.00	0.00
50E020	2900	2140	00 000000	ES Team Leader Medicare	250.00	15.91	113.80	0.00	0.00	136.20
50E040	2900	2140	00 000000	MS Team Leader Medicare	175.00	9.28	70.57	0.00	0.00	104.43
50E050	2900	2140	00 000000	HS Team Leader Medicare	0.00	20.69	144.24	0.00	0.00	-144.24
50E070	2900	2140	00 000000	21st Century Med	420.00	21.09	245.66	0.00	0.00	174.34
50E470	2900	2140	00 470000	21st Century Med	0.00	0.00	0.00	0.00	0.00	0.00
50E---	2900	2---	-- -----		2,280.00	107.60	898.40	0.00	0.00	1,381.60
50E---	2---	----	-- -----		681,300.00	45,612.95	311,674.75	0.00	0.00	369,625.25
50E070	3000	2120	00 000000	21st Century Comm Serv IMRF	0.00	0.00	0.00	0.00	0.00	0.00
50E100	3000	2120	00 100000	Title I Pnt Inl Sec IMRF	0.00	0.00	0.00	0.00	0.00	0.00
50E110	3000	2120	00 110000	Pre K Babysit IMRF	1,300.00	0.00	880.24	0.00	0.00	419.76
50E470	3000	2120	00 470000	21st Century Comm Serv IMRF	0.00	0.00	0.00	0.00	0.00	0.00
50E500	3000	2120	00 500000	Title I Pnt Inl IMRF Pr	0.00	0.00	0.00	0.00	0.00	0.00

Account Level				2023-24	January 2023-24	2023-24	2023-24	Encumbered	2023-24	
FDTLOC	FUNC	OBJ	SJ	Description	Budget	Monthly Activity	FYTD Activity	Batch Activity	Amount	Available Funds
50E510	3000	2120	00	510000	PreK 0-3 Comm Serv IMRF	4,200.00	405.16	1,876.04	0.00	2,323.96
50E070	3000	2130	00	000000	21st Century Comm Serv FICA	0.00	0.00	0.00	0.00	0.00
50E100	3000	2130	00	100000	Title I Pnt Inl Sec FICA	0.00	0.00	0.00	0.00	0.00
50E110	3000	2130	00	110000	Pre K FICA	675.00	0.00	605.59	0.00	69.41
50E470	3000	2130	00	470000	21st Century Comm Serv FICA	0.00	0.00	0.00	0.00	0.00
50E500	3000	2130	00	500000	Title I Pnt Inl FICA Pr	0.00	0.00	0.00	0.00	0.00
50E510	3000	2130	00	510000	PreK 0-3 FICA	2,600.00	253.60	1,265.21	0.00	1,334.79
50E070	3000	2140	00	000000	21st Century Comm Serv Med	0.00	0.00	0.00	0.00	0.00
50E100	3000	2140	00	100000	Title I Pnt Inl Medicare	0.00	0.00	0.00	0.00	0.00
50E110	3000	2140	00	110000	PreK 0-3 Teach Medicare	625.00	0.00	510.41	0.00	114.59
50E470	3000	2140	00	470000	21st Century Comm Serv Med	0.00	0.00	0.00	0.00	0.00
50E500	3000	2140	00	500000	Title I Prnt Inv Med Pr	0.00	0.00	0.00	0.00	0.00
50E510	3000	2140	00	510000	PreK 0-3 Medicare Prior	2,250.00	246.60	1,236.11	0.00	1,013.89
50E---	3000	2---	--	-----		11,650.00	905.36	6,373.60	0.00	5,276.40
50E110	3001	2140	00	110000	PreK 3-5 Teach Medicare	0.00	0.00	0.00	0.00	0.00
50E510	3001	2140	00	510000	PreK 3-5 Medicare Prior	0.00	0.00	0.00	0.00	0.00
50E---	3001	2---	--	-----		0.00	0.00	0.00	0.00	0.00
50E110	3002	2120	00	110000	PreK Blk Com Serv IMRF	0.00	0.00	0.00	0.00	0.00
50E510	3002	2120	00	510000	PreK Com Serv IMRF	105.00	0.00	0.00	0.00	105.00
50E110	3002	2130	00	110000	PreK Blk Comm Serv FICA	0.00	0.00	0.00	0.00	0.00
50E510	3002	2130	00	510000	PreK Com Serv FICA	55.00	0.00	0.00	0.00	55.00
50E110	3002	2140	00	110000	PreK Comm Serv Med	60.00	0.00	40.38	0.00	19.62
50E510	3002	2140	00	510000	PreK Comm Serv Med Prior	525.00	15.84	116.75	0.00	408.25
50E---	3002	2---	--	-----		745.00	15.84	157.13	0.00	587.87
50E100	3700	2130	00	100000	Title I St Joe Tut FICA	0.00	0.00	6.51	0.00	-6.51
50E170	3700	2130	00	170000	Title IV SJS FICA	25.00	0.00	0.00	0.00	25.00
50E330	3700	2130	00	330000	Title II SJS FICA	0.00	0.00	183.52	0.00	-183.52
50E340	3700	2130	00	340000	ESSER St Joe FICA	0.00	0.00	9.30	0.00	-9.30
50E500	3700	2130	00	500000	Title I St Joe FICA	525.00	22.32	164.61	0.00	360.39
50E530	3700	2130	00	530000	Title II St Joe FICA	30.00	0.00	40.92	0.00	-10.92
50E100	3700	2140	00	100000	Title I St Joe Med	0.00	0.00	1.52	0.00	-1.52
50E150	3700	2140	00	150000	SESE Flow Thru St Joe Med	525.00	0.00	44.26	0.00	480.74
50E170	3700	2140	00	170000	Title IV SJS Medicare	10.00	0.00	0.00	0.00	10.00
50E330	3700	2140	00	330000	Title II SJS Medicare	0.00	0.00	42.88	0.00	-42.88
50E340	3700	2140	00	340000	ESSER St Joe Medicare	0.00	0.00	2.18	0.00	-2.18
50E500	3700	2140	00	500000	Title I St Joe Med	135.00	5.22	38.51	0.00	96.49
50E530	3700	2140	00	530000	Title II St Joe Med	10.00	0.00	9.57	0.00	0.43
50E---	3700	2---	--	-----		1,260.00	27.54	543.78	0.00	716.22
50E---	3---	----	--	-----		13,655.00	948.74	7,074.51	0.00	6,580.49
5-E---	----	----	--	-----		1,133,360.00	76,315.94	512,404.48	0.00	620,955.52

Account Level				2023-24	January 2023-24	2023-24	2023-24	Encumbered	2023-24	
FDTLOC	FUNC	OBJ	SJ	Description	Budget	Monthly Activity	FYTD Activity	Batch Activity	Amount	Available Funds
60E010	2530	3190	00 000000	Site Construction Pur Serv	600,000.00	0.00	1,150,836.20	0.00	0.00	-550,836.20
60E342	2530	3190	00 000000	ESSER II CONSTRUCTION SERVICES	130,000.00	0.00	129,459.64	0.00	0.00	540.36
60E343	2530	3190	00 000000	ESSER III Construction Service	0.00	0.00	0.00	0.00	0.00	0.00
60E---	2530	3---	--		730,000.00	0.00	1,280,295.84	0.00	0.00	-550,295.84
60E010	2530	4100	00 000000	Site & Construction supplies	0.00	0.00	0.00	0.00	0.00	0.00
60E---	2530	4---	--		0.00	0.00	0.00	0.00	0.00	0.00
60E010	2530	5200	00 000000	District Purch Real Property	0.00	50,184.67	50,184.67	0.00	0.00	-50,184.67
60E010	2530	5310	00 000000	Building Improvement Perm	0.00	0.00	0.00	0.00	0.00	0.00
60E---	2530	5---	--		0.00	50,184.67	50,184.67	0.00	0.00	-50,184.67
60E---	2---	----	--		730,000.00	50,184.67	1,330,480.51	0.00	0.00	-600,480.51
60E010	4100	6620	00 000000	Payback of State Funds	0.00	0.00	0.00	0.00	0.00	0.00
60E---	4100	6---	--		0.00	0.00	0.00	0.00	0.00	0.00
60E---	4---	----	--		0.00	0.00	0.00	0.00	0.00	0.00
6-E---	----	----	--		730,000.00	50,184.67	1,330,480.51	0.00	0.00	-600,480.51
80E320	1100	1100	00 320000	Tort Regular Salaries	375,000.00	152,000.00	152,000.00	0.00	0.00	223,000.00
80E---	1100	1---	--		375,000.00	152,000.00	152,000.00	0.00	0.00	223,000.00
80E320	1220	1100	00 320000	Tort Spec Ed Salaries	0.00	0.00	0.00	0.00	0.00	0.00
80E---	1220	1---	--		0.00	0.00	0.00	0.00	0.00	0.00
80E320	1400	1100	00 320000	Tort Voc Salaries	75,000.00	75,000.00	75,000.00	0.00	0.00	0.00
80E---	1400	1---	--		75,000.00	75,000.00	75,000.00	0.00	0.00	0.00
80E---	1---	----	--		450,000.00	227,000.00	227,000.00	0.00	0.00	223,000.00
80E320	2130	1100	00 320000	Tort Nurse Salaries	70,000.00	70,000.00	70,000.00	0.00	0.00	0.00
80E---	2130	1---	--		70,000.00	70,000.00	70,000.00	0.00	0.00	0.00
80E320	2190	1110	00 320000	Tort Supervision Sal	35,000.00	35,000.00	35,000.00	0.00	0.00	0.00
80E---	2190	1---	--		35,000.00	35,000.00	35,000.00	0.00	0.00	0.00
80E320	2320	1100	00 320000	Tort Supt Salary	0.00	8,425.00	8,425.00	0.00	0.00	-8,425.00
80E---	2320	1---	--		0.00	8,425.00	8,425.00	0.00	0.00	-8,425.00
80E320	2330	1100	00 320000	Tort Asst Supt Salary	15,000.00	14,126.00	14,126.00	0.00	0.00	874.00
80E---	2330	1---	--		15,000.00	14,126.00	14,126.00	0.00	0.00	874.00
80E320	2362	3800	00 320000	Work Comp Insurance	0.00	0.00	0.00	0.00	0.00	0.00
80E320	2362	3900	00 320000	Direct pay for W/C visits	0.00	0.00	0.00	0.00	0.00	0.00
80E---	2362	3---	--		0.00	0.00	0.00	0.00	0.00	0.00
80E320	2363	3800	00 320000	Unemployment Insurance	0.00	0.00	0.00	0.00	0.00	0.00
80E---	2363	3---	--		0.00	0.00	0.00	0.00	0.00	0.00
80E320	2364	3800	00 320000	Insurance	0.00	0.00	0.00	0.00	0.00	0.00
80E---	2364	3---	--		0.00	0.00	0.00	0.00	0.00	0.00
80E320	2365	3190	00 320000	Bush/Nav/ISCOR/Alice/SRO/Lega	130,000.00	13,761.35	100,387.15	0.00	0.00	29,612.85
80E320	2365	3800	00 320000	Tort WC Ins and all other ins	365,000.00	0.00	365,349.97	0.00	0.00	-349.97
80E320	2365	3810	00 320000	Unemployment Ins	5,000.00	0.00	1,146.00	0.00	0.00	3,854.00
80E---	2365	3---	--		500,000.00	13,761.35	466,883.12	0.00	0.00	33,116.88

Account Level				2023-24	January 2023-24	2023-24	2023-24	Encumbered	2023-24	
FDTLOC	FUNC	OBJ	SJ	Description	Budget	Monthly Activity	FYTD Activity	Batch Activity	Amount	Available Funds
80E320	2366	6500	00 320000	Judgement/Settlement	0.00	0.00	0.00	0.00	0.00	0.00
80E---	2366	6---	-- -----		0.00	0.00	0.00	0.00	0.00	0.00
80E320	2367	1100	00 320000	Tort Salaries	0.00	0.00	0.00	0.00	0.00	0.00
80E---	2367	1---	-- -----		0.00	0.00	0.00	0.00	0.00	0.00
80E320	2367	3190	00 320000	Bushue/AT/Nav/ISCORP/Alice/SRO	0.00	0.00	0.00	0.00	0.00	0.00
80E---	2367	3---	-- -----		0.00	0.00	0.00	0.00	0.00	0.00
80E320	2369	3800	00 320000	Legal Fees	0.00	0.00	0.00	0.00	0.00	0.00
80E---	2369	3---	-- -----		0.00	0.00	0.00	0.00	0.00	0.00
80E320	2372	3800	00 320000	Vehicle Insurance	0.00	0.00	0.00	0.00	0.00	0.00
80E---	2372	3---	-- -----		0.00	0.00	0.00	0.00	0.00	0.00
80E320	2410	1100	00 320000	Tort Principal Salaries	30,000.00	20,000.00	20,000.00	0.00	0.00	10,000.00
80E---	2410	1---	-- -----		30,000.00	20,000.00	20,000.00	0.00	0.00	10,000.00
80E320	2540	1110	00 320000	Tort Custodian Salaries	163,136.00	150,000.00	150,000.00	0.00	0.00	13,136.00
80E---	2540	1---	-- -----		163,136.00	150,000.00	150,000.00	0.00	0.00	13,136.00
80E320	2550	1110	00 320000	Tort Transportation Salaries	110,000.00	75,000.00	75,000.00	0.00	0.00	35,000.00
80E---	2550	1---	-- -----		110,000.00	75,000.00	75,000.00	0.00	0.00	35,000.00
80E320	2560	1110	00 320000	Tort Food Serv Salaries	25,000.00	20,000.00	20,000.00	0.00	0.00	5,000.00
80E---	2560	1---	-- -----		25,000.00	20,000.00	20,000.00	0.00	0.00	5,000.00
80E---	2---	----	-- -----		948,136.00	406,312.35	859,434.12	0.00	0.00	88,701.88
80E320	4120	3190	00 320000	Tort SESE Administration	0.00	0.00	0.00	0.00	0.00	0.00
80E---	4120	3---	-- -----		0.00	0.00	0.00	0.00	0.00	0.00
80E---	4---	----	-- -----		0.00	0.00	0.00	0.00	0.00	0.00
80E010	8130	0000	00 000000	Transfer Among Funds	0.00	0.00	0.00	0.00	0.00	0.00
80E---	8130	0---	-- -----		0.00	0.00	0.00	0.00	0.00	0.00
80E---	8---	----	-- -----		0.00	0.00	0.00	0.00	0.00	0.00
8-E---	----	----	-- -----		1,398,136.00	633,312.35	1,086,434.12	0.00	0.00	311,701.88
90E370	2530	3100	00 370000	L/S MS Contractors	0.00	0.00	0.00	0.00	0.00	0.00
90E370	2530	3160	00 370000	L/S MS Arch Fees	0.00	0.00	0.00	0.00	0.00	0.00
90E010	2530	3190	00 000000	L/S Purchases Services	160,000.00	55,059.06	135,363.94	0.00	0.00	24,636.06
90E370	2530	3190	00 370000	L/S MS Oth Pur Serv	0.00	0.00	0.00	0.00	0.00	0.00
90E010	2530	3240	00 000000	L/S Contractor Fees	0.00	0.00	0.00	0.00	0.00	0.00
90E---	2530	3---	-- -----		160,000.00	55,059.06	135,363.94	0.00	0.00	24,636.06
90E010	2530	4100	00 000000	L/S Supplies	10,000.00	200.00	7,933.28	0.00	0.00	2,066.72
90E---	2530	4---	-- -----		10,000.00	200.00	7,933.28	0.00	0.00	2,066.72
90E010	2530	5500	00 000000	L/S Equipment	0.00	1,275.31	1,275.31	0.00	0.00	-1,275.31
90E010	2530	5510	00 000000	L/S Building	0.00	0.00	0.00	0.00	0.00	0.00
90E---	2530	5---	-- -----		0.00	1,275.31	1,275.31	0.00	0.00	-1,275.31
90E---	2---	----	-- -----		170,000.00	56,534.37	144,572.53	0.00	0.00	25,427.47
95E010	2500	0000	00 000000		0.00	0.00	0.00	0.00	0.00	0.00
95E---	2500	0---	-- -----		0.00	0.00	0.00	0.00	0.00	0.00

Account Level				2023-24	January 2023-24	2023-24	2023-24	Encumbered	2023-24	
FDTLOC	FUNC	OBJ	SJ	Description	Budget	Monthly Activity	FYTD Activity	Batch Activity	Amount	Available Funds
95E---	2---	----	--	-----	0.00	0.00	0.00	0.00	0.00	0.00
9-E---	----	----	--	-----	170,000.00	56,534.37	144,572.53	0.00	0.00	25,427.47
--E---	----	----	--	-----	32,835,853.00	2,098,654.75	19,707,462.41	2,826.75	1,162,873.45	11,962,690.39
Grand Revenue Totals					33,760,986.00	2,215,924.11	24,851,438.44	0.00	0.00	8,909,547.56
Grand Expense Totals					32,835,853.00	2,098,654.75	19,707,462.41	2,826.75	1,162,873.45	11,962,690.39
Grand Totals					925,133.00	117,269.36	5,143,976.03	2,826.75	1,162,873.45	3,053,142.83
					Profit	Profit	Profit	Loss	Loss	Loss

Number of Accounts: 2554

***** End of report *****

Richland County Community Unit School District #1 State Money Pending

FY24

Program	FY24	Date of Voucher
St Aide-3001	\$ 517,877.00	2/14/2024
Special Ed Priv Facility-3100 *		
Special Ed Personnel-3110 *		
Special Ed X-Ordinary-3105 *		
Special Ed Orphan -3120		
Special Ed Summer School -3145		
Ag Ed-3235		
State Lunch/Breakfast-3360		
Driver's Ed-3370	\$ 8,221.16	9/25/23 12/21/23
Transportation Regular-3500 *		
Transportation Spec Ed-3510 *		
TAOEP 3695		
Early Childhood-3705	\$ 76,552.00	2/1/2024
Fine Arts Grant-3962		
Other State -PSAT 3999		
Federal Lunch 4210		
Federal Milk 4215		
Federal Bfast 4220		
Federal Summer Lunch 4225		
Title II - 4932		
Title I - 4300		
Title I S & A 4331		
Title IV 4400		
21st Century - 4421		
SESE PREK Flow Thru 4600		
SESE Flow Thru 4620		
Fed Room/Board 4625		
Rural Ed Grant-4107		
Other Fed Program/ESSER-DE(21)		
Other Fed Program/ESSER- 4998		
Other Fed Program/ESSER-E2 4998		
Other Fed Program/ESSER-E3 4998		
Other Fed Program/D24999		
Other Fed Program/PS-ID		
Other Fed Program/HL		
* is M-CATS (Mandated Catagoricals-Qtrly)		
Grand Total **	\$ 602,650.16	\$602,650.16
2/15/2024		

*M-cats

\$ -

**Statewide Evaluation
21st Century Community Learning Centers in
Illinois
2022-2023**

Richland County CUSD #1

Project Director: Kacie Rodgers (2022-2023)

Site Directors: Sarah Whittler, Kathi Walker, & Emily Rusk (2022-2023)

Outside Evaluator: Kristen Jurgilanis (2022-2023),

Internal Evaluator: Jennifer Tedford (2022-2023)

Superintendent: Chris Simpson

I. Grant Information3
II. Overview and History of Program3
II.A. Evaluation Methods4
III. Program Implementation5
III.A. Students Served5
Recruitment and Retention of Students5
Student Enrollment by Site6
Average Daily Attendance7
Family Participation8
III.B. Program Operations8
Program Hours8
Staff Training (PD)9
Staff Ratio and Makeup10
Summary – Staff10
Program Governance11
IV. Progress toward Objectives11
Objective 1 – Academic Achievement12
Objective 2 – Increased Involvement15
Objective 3 – Social Benefits and Positive Behavioral Changes16
Objective 4 – Community and Family20
Objective 5 – Serving those with Greatest Needs20
Objective 6 – Professional Development24
Objective 7 – Sustainability24
V. Overall Recommendations and Action Plan25
VI. Dissemination of Evaluation26

Statewide Evaluation
ISBE 21st Century Community Learning Center Program
Richland County CUSD#1
2022-2023

I. Grant Information

As part of the FY23 21st Century Community Learning Centers (21stCCLC) Cohort 15, the Richland County Community Unit School District #1 served students and families who attended the Richland County Middle School and the Richland County Elementary School during the 2022/23 school year through a 21st Century Community Learning Centers Program grant. Grades supported through the program included middle school grades 6-8 and Richland County Elementary grades K-5. The parochial school, St. Joseph's Catholic School, and Full Armor Christian Academy, also had students that participated in the program during the 2022-2023 school year. The program was offered from September 2022-March 2023, and a three-week summer program was offered in June 2023. The district also has a high school (grades 9-12) not served by the grant.

Effective July 1, 2014, the East Richland CUSD#1 annexed in the West Richland CUSD#2 school district, creating a county-wide district for Richland County. July 1, 2015, the new district name legally changed to: Richland County Community Unit School District #1. This also created changes to school building names and 21stCCLC program sites for the 2015/16 school year. The elementary school is now called Richland County Elementary School, the Middle School is now called Richland County Middle School, and the high school is now called Richland County High School. The West Richland Elementary School closed at the end of the 2014/15 school year. Those students now attend the Richland County Elementary School.

21st CCLC sites now include Richland County Elementary School (East & West) and Richland County Middle School.

II. Overview and History of Program

Program Goals

The intended outcomes of the 21st CCLC program remained consistent for the 2022-2023 school year. Students who regularly attend (45 hrs+) the 21st CCLC programs provided by RCCU#1 will be more successful transitioning into high school and later in life into college or career because of the skills and confidence gained through their participation. This proactive approach with the students and in preparing the families for the successes to come, the too often accepted expectations of growing up in poverty will be replaced by self-confidence, planning, and goal setting. The mentoring offered by program, school, and community members for the students and families will make a difference in the lives of the students and the community.

The 2022-2023 program year again presented some challenges. The greatest challenges were enrollment and retention of students in the program in grades 6th-8th and staffing of the program

at grades 6th-8th. The program continues to see a significant disengagement of the 6-th-8th grade population.

The program focused on academics extensively during the 2022-2023 year but also began to expand the choices and offerings to students that were available pre-pandemic. Enrichment activities were available for students to explore ideas and career paths that will help them to make future decisions. In addition, the 21stCCLC program offered 3 weeks of summer programming devoted to academics and enrichment activities.

The leadership of the 21st CCLC program saw a complete change in the administrative staff. The district appointed a new grant director, and new site coordinators were hired for all three sites. This was primarily due to administrative staff taking new leadership positions in non-related areas within the school district. Former administration served as mentors and resources for the new administration and positions were filled by individuals that had worked within the program in previous years. The transition was smooth and there was no disruption to the student programming. The overall the Richland County CUSD #1 21st CCLC Nita M. Lowey sites continued to provide quality after school programs for students that attended regularly.

II.A. Evaluation Methods

This report evaluates the 21st Century Community Learning Centers Program for the Richland County CUSD#1 in Richland County, Illinois. The data was collected in cooperation with the school day and 21st CCLC staff. The data and information was then reviewed and evaluated by internal/external evaluator Jennifer Tedford, past grant director, and outside evaluator Kristen Jurgilanis, former elementary school site coordinator. The evaluators utilize knowledge of prior experience with the grant and that of the school district to evaluate the program. The evaluators may be contacted at the Richland County CUSD #1 618-395-7258, or by email at jtford@rccul.net and kjurgilanis@rccul.net.

The questions considered necessary were “how can we, as a community and school,

- 1) collaboratively work with low performing public and private schools;
- 2) provide students with academic enrichment opportunities, activities designed to complement the students’ regular academic programs, in addition to increasing college and career readiness and citizenship readiness skills;
- 3) address the decreasing levels of student and parent engagement in program participation.

Data collection methods:

Program staff work closely with school day office staff to collect the data required to prepare a thorough and complete evaluation that will improve the program in the future. Data collected include, but are not limited to:

School day data collected:

- school day attendance,
- grades,
- high stakes test scores (IAR),
- teacher surveys,
- behavior/office referrals.

After School program data collected:

- attendance data,
- free and reduced lunch information,
- racial/ethnic group information,
- gender,
- ELL status,
- contact information,
- activities attended,
- student surveys,
- parent surveys.

The data collected to inform the evaluation occurs throughout the program year. The 21st CCLC grant director is an administrator already employed within the school district (program grantee) and has access to student specific evaluation data. Survey data including student and teacher surveys are collected by site coordinators at the end of the spring term.

III. Program Implementation

III.A. Students Served

Recruitment and Retention of Students

Recruitment: Students are identified and selected for participation in the program through a variety of recruitment strategies. The Richland County CUSD#1's 21st CCLC recruited those students who were the lowest-achieving and in the most need of academic assistance. Referrals and requests were made by classroom teachers, school administrators, school counselors, parents, agency groups, and the students themselves. Students were accepted into the program due to academic need, social-emotional need, lack of before- and/or after-school supervision, or interest in programs offered. Students referred by classroom teachers with the greatest academic needs were given priority of enrollment to help address the learning loss that has continued to be present in the schools since school closures and remote instruction that resulted following the COVID-19 pandemic.

Retention strategies this year focused on the Richland County Middle School site. With the turnover in leadership and staff retirements, the program faced challenges in securing and adequate number of high-quality teachers to provide the level of academic support for the students and be able to develop engaging programming that motivates students to attend.

Students were recognized and rewarded for attendance and participation which helped in the retention of students over the 2022-2023 school year.

Site Name: Richland County Elementary - East	SU19	FY20	SU20	FY21
Total Unduplicated Enrollment	92	127	0	90
a) Number of students attending less than 30 days	92	10	0	16
b) Number of students attending 30-59 days	0	35	0	48
c) Number of students attending 60-89 days	0	68	0	15
d) Number of students attending 90+ days	0	14	0	11

Site Name: Richland County Elementary - West	SU19	FY20	SU20	FY21
Total Unduplicated Enrollment	40	121	42	134
a) Number of students attending less than 30 days	40	14	42	21
b) Number of students attending 30-59 days	0	46	0	46
c) Number of students attending 60-89 days	0	56	0	50
d) Number of students attending 90+ days	0	5	0	17

Site Name: Richland County Middle School	SU19	FY20	SU20	FY21
Total Unduplicated Enrollment	71	144	61	126
a) Number of students attending less than 30 days	71	59	61	73
b) Number of students attending 30-59 days	0	56	0	45
c) Number of students attending 60-89 days	0	28	0	8
d) Number of students attending 90+ days	0	1	0	0

Site Name: : Richland County Elementary - East	SU21	FY22	SU22	FY23	SU23
Total Unduplicated Enrollment	0	92	0	99	0
a) Number of students attending less than 15 hours	0	4	0	14	0
b) Number of students attending 16-45 hours	0	13	0	10	0
c) Number of students attending 46-90 hours	0	21	0	24	0
d) Number of students attending 91 – 180 hours	0	46	0	44	0
e) Number of students attending 181-270 hours	0	8	0	7	0
e) Number of students attending 271+ hours	0	0	0	0	0

Site Name: : Richland County Elementary - West	SU21	FY22	SU22	FY23	SU23
Total Unduplicated Enrollment	145	151	96	109	97
a) Number of students attending less than 15 hours	25	5	20	6	38
b) Number of students attending 16-45 hours	97	13	76	14	59
c) Number of students attending 46-90 hours	23	36	0	15	0
d) Number of students attending 91 – 180 hours	0	95	0	65	0
e) Number of students attending 181-270 hours	0	2	0	9	0
e) Number of students attending 271+ hours	0	0	0	0	0

Site Name : Richland County Middle School	SU21	FY22	SU22	FY23	SU23
Total Unduplicated Enrollment	100	170	62	146	19
a) Number of students attending less than 15 hours	20	31	18	52	7
b) Number of students attending 16-45 hours	80	58	44	25	12
c) Number of students attending 46-90 hours	0	35	0	32	0
d) Number of students attending 91 – 180 hours	0	34	0	33	0
e) Number of students attending 181-270 hours	0	9	0	3	0
e) Number of students attending 271+ hours	0	3	0	1	0

Average Daily Attendance

For each site, include data on average daily attendance.

Average daily attendance, by site

Site Name: Richland County Elementary East	FY 20	FY21	FY22	FY23
Overall Average Daily Attendance (ADA)	66	N/A	N/A	N/A
a) ADA for Summer Program	7	N/A	N/A	N/A
b) ADA for Afterschool Program	62	N/A	N/A	N/A
c) ADA for Before School Program	N/A	N/A	N/A	N/A
d) ADA for weekend/holiday Program	N/A	N/A	N/A	N/A

Site Name: Richland County Elementary West	FY 20	FY21	FY22	FY23
Overall Average Daily Attendance (ADA)	60	64*	104*	91*
a) ADA for Summer Program	7	25*	71*	71*
b) ADA for Afterschool Program	57	64*	109*	106*
c) ADA for Before School Program	--	--	--	11*
d) ADA for weekend/holiday Program	N/A	N/A	N/A	N/A

- *ADA data reflects both the Richland County Elementary East & West Site combined and sites were not separated out during the 2021-2022, 2022-2023 school year.
- ADA breakdown in data was not available for before school or after school only attendance

Site Name: Richland County Middle School	FY 20	FY21	FY22	FY23
Overall Average Daily Attendance (ADA)	41	56	51	47
a) ADA for Summer Program	6	79	45	13
b) ADA for Afterschool Program	40	33	52	52
c) ADA for Before School Program	--	--	--	--
d) ADA for weekend/holiday Program	N/A	N/A	N/A	N/A

- ADA breakdown in data was not available for before school or after school only attendance

Family Participation

Richland County Elementary (East & West)	Activity	# of Participating Families
12-12-2022	Parent-Advisory Committee	3
12-14-2022	Winter Talent Showcase	62 Families
12-15-2022	Winter Drive-Thru Event	12 Families

- No family events were held at Richland County Middle School during 2022-2023.

Reflection

The table above reflects events in which the 21st CCLC program was active in the planning, sponsoring and facilitation of the event. Additional events not included were held in conjunction with the school district such as Family Reading Night and Parent Informational Nights with the school district's SRO.

The data indicates that family engagement in activities increases with the active participation of the students attending the program. When parents/families were observers, the attendance was much greater than events that involved the parent/family being an active participant in the event. This aligns with behaviors across the educational setting and community.

Challenges

Parents and families have many obligations that require their attention and active participation. Afterschool programming seeks to engage parents and families during an already busy time resulting in parents/families making choices and prioritizing their time. This challenge in conjunction with the overall disengagement of parents and students results in limited involvement in non-mandatory activities and events.

III.B. Program Operations

Program Hours

Site Name:	FY 20	FY21	FY22	FY23
Richland County Elementary East				
Total Number of Weeks Site is Open	28	28	28	28
Typical Number of Days per Week	4	4	5	5
Typical Number of Hours per Week	12	12	12	12

Site Name:	FY 20	FY21	FY22	FY23
Richland County Elementary West				
Total Number of Weeks Site is Open	28	28	28	28
Typical Number of Days per Week	4	4	5	5
Typical Number of Hours per Week	12	12	12	12

Site Name: Richland County Middle School	FY 20	FY21	FY22	FY23
Total Number of Weeks Site is Open	28	28	28	28
Typical Number of Days per Week	4	4	5	5
Typical Number of Hours per Week	12	12	12	12

Staff Training

Date/Site	Topic	Duration (hours)	# Staff Attending	Provider
8/16/2022 (RCES East/West)	Covey – Habits and Leadership	6 hours	26	Steven Covey organization
9/1/2022 All Staff	Beginning of the Year 21 st Staff training	.5		21 st – District administrators
9/13/2022 Grant Director	GoTo-ACT Now IL-QPSA Sneak Peek	1	1	ACT Now
9/20/2022 Grant Director	ACT Now STEM Curricula Training	1	1	ACT Now
10/4/2022 Grant Director	October Membership Exchange: Lights on Afterschool	1	1	Lights On Afterschool
10/20/2022 Grant Director	Statewide: Community School Convening: The Extended Learning Day	1	1	Illinois Quality Afterschool/AIR
11/11/2022 Grant Director	ACT Now NEW User IL-QPSA Webinar	1	1	ACT Now
11/16/2022 Grant Director	ACT Now Teen Reach Quarterly #2	1	1	Act Now
11/17/2022 Grant Director	21 st CCLC Town Hall	1	1	AIR/ISBE
12/5/2022 Grant Director	GoTo-2023 Student Information System Fall Update	1	1	Illinois Quality Afterschool/AIR
2/15/2023 Grant Director	Emerging Tech in STEM Consultation Webinar	1	1	Illinois Quality Afterschool/AIR
4/18/2023 Grant Director	Spring 2023 Illinois Data and Benchmarking Tool	1	1	Illinois Quality Afterschool/AIR
4/27/2023 Grant Director	2023 SmartBrief STEM Pathways Virtual Summit	1	1	SmartBrief

5/04/2023 Grant Director	21 st CCLC Town Hall	1	1	AIR/ISBE
05/16/2023 Grant Director	Guidance for the Annual Statewide Evaluation Survey		1	AIR/ISBE
05/22/2023 RCES West/East RCMS	Mandated Trainings (Blood Borne Pathogens, Homeless, ADHD, DCFS mandated reporting, etc.)	3	46	Bushue Human Resources
6/26/2023 District Grant Director	2023 Project Directors' Meeting	4.5	1	Illinois Quality Afterschool

Staffing

Site Name: Richland County Elementary School East	FY 20	FY21	FY22	FY23
Staff:Student Ratio	1:5	1:4	1:4	1:5
# Volunteers	0	0	0	0
# Non-Teaching School Staff	4	3	3	3
# Certified Teachers	14	13	13	10
# Others-Administration	7	8	9	4

- All staff employed by the program are part-time.

Site Name: Richland County Elementary West	FY 20	FY21	FY22	FY23
Staff:Student Ratio	1:7	1:5	1:6	1:4
# Volunteers	0	0	0	0
# Non-Teaching School Staff	4	3	3	4
# Certified Teachers	5	14	13	14
# Others-Administration	8	9	9	6

- All staff employed by the program are part-time.

Site Name: Richland County Middle School	FY 20	FY21	FY22	FY23
Staff:Student Ratio	1:5	1:4	1:4	1:7
# Volunteers	0	0	0	1
# Non-Teaching School Staff	2	7	2	4
# Certified Teachers	7	13	11	9
# Others-Administration	3	7	3	5

- All staff employed by the program are part-time.

As mentioned above, the leadership of the 21st CCLC program saw a complete turnover in its administrative structure at the beginning of the 2022-2023 school year. Although the lead administrator continued to manage the fiscal and data reporting responsibilities, the district assigned a new grant director, and new site coordinators were hired for all three sites. This

change was primarily due to administrative staff taking new leadership positions in non-related areas within the school district. Former administration served as mentors and resources for the new administration and positions were filled by individuals that had worked within the program in previous years. The teaching staff remained overall consistent and the Richland County CUSD #1 21st CCLC Nita M. Lowey sites continued to provide after school programs for students that attended regularly.

Program Governance

The 21st CCLC program for the Richland County CUSD#1 is organized by program leadership including a district level grant director, project director and site coordinators. The district grant director is fundamentally in charge of the continuation application, budget management, data collection, and aggregation for reporting purposes. The project director oversees and ensures grant compliance and meets regularly with school day staff and administration, district administration and accounting office staff, site coordinators, and site office staff to facilitate program implementation. The project director supports and assists site coordinators, attends meetings and professional development related to the after school program and the 21st CCLC. Site coordinators are responsible for the day-to-day operation of the programs and sites. Site coordinators create schedules, find substitutes, handle discipline issues, and parent concerns.

In addition to leadership/administrative staff, an Advisory/Stakeholder's Board also exists. This group meets not less than once per year to receive updates, provide feedback, and help make decisions for the program going forward. Student input is also gathered through surveys and informal, anecdotal conversations. Parent/family input is gathered using surveys and anecdotal information.

IV. Progress towards Objectives

Objective #1	Participants in the program will demonstrate increased academic achievement.
Objective #2	Participants will demonstrate an increased involvement in school activities and will have opportunities in other subject areas such as technology, arts, music, theater, and sports and other recreation activities.
Objective #3	Participants in the program will demonstrate social benefits and exhibit positive behavioral changes.
Objective #4	The 21 st CCLC programs will provide opportunities for the community to be involved and will increase family involvement of the participating children.
Objective #5	Programs will provide opportunities, with priority given to all students who are lowest performing and in the greatest need of academic assistance.
Objective #6	Professional development will be offered by the programs and ISBE to meet the needs of the program, staff, and students.
Objective #7	Projects will create sustainability plans to continue the programs beyond the federal funding period.

Objective 1: Participants in the program will demonstrate increased academic achievement.

IAR data was reviewed but objective progress based on the data should be interpreted with caution. Updated information regarding IAR data for the 2022-2023 school year was not available on the iirc however, the building administrators were able to provide IAR data for review. Data from the End-of-the-Year Teacher Survey was also reviewed to gain teacher perspective on student academic improvement and results are included in Appendix A. This survey is administered annually at the end of the program school year. Academic data does not include summer growth.

Activities:

Academic tutoring and homework assistance was offered to students who attended the program at all three sites daily both during the morning and after school portions of the program. The program employs and utilizes certified teachers familiar with grade level content and learning standards to the greatest extent possible.

Measures, Data Collection, and Analysis:

- Teacher surveys (end of year)
- IAR data

Richland County Elementary East/West (3rd-5th)

IAR Results	FY 22 Math	FY 23 Math	FY 22 Lang Arts	FY 23 Lang Arts
Did Not Meet	18%	19%	35%	27%
Partially Met	37%	35%	26%	30%
Approaching	22%	33%	22%	21%
Meets	19%	12%	18%	22%
Exceeds	3%	0%	0%	0%

Richland County Middle School (6th-8th)

IAR Results	FY 22 Math	FY 23 Math	FY 22 Lang Arts	FY 23 Lang Arts
Did Not Meet	18%	16%	19%	19%
Partially Met	29%	32%	29%	22%
Approaching	32%	28%	29%	27%
Meets	18%	22%	21%	30%
Exceeds	2%	4%	3%	1%

Richland County Elementary School - East (Teacher Survey)

FY 23	Did not need to improve	Significant Improvement	Moderate Improvement	Slight Improvement	Overall
Turning in his/her homework on time	43%	9%	12%	15%	79%
Completing homework	34%	9%	11%	19%	73%
Academic Performance	29%	10%	12%	21%	72%

Richland County Elementary School - West (Teacher Survey)

FY 23	Did not need to improve	Significant Improvement	Moderate Improvement	Slight Improvement	Overall
Turning in his/her homework on time	45%	7%	12%	12%	88%
Completing homework	37%	17%	19%	17%	89%
Academic Performance	25%	12%	29%	27%	78%

Richland County Middle School (Teacher Survey)

FY 23	Did not need to improve	Significant Improvement	Moderate Improvement	Slight Improvement	Overall
Turning in his/her homework on time	28%	8%	15%	32%	82%
Completing homework	27%	8%	16%	28%	79%
Academic Performance	26%	3%	16%	32%	78%

Limitations of Data:

- Further student inconsistency with attendance also impacts the data.
- Survey data is based on the current year only and no outside factors accounted for in the student academic performance.
- Programming begins early in the school year and changes in academic habits and behaviors may not clearly be reflected in the data.

Challenges:

- Teacher Surveys reflect bias and are a subjective measure.
- Outside factors may impact student academic performance that is not accounted for in the survey data.
- Limited IAR data and learning loss present due to disrupted and modified instruction and assessments during the 2019-2020, 2020-2021, 2021-2022 school years.
- IAR data for 2022-2023 not available through the iirc data management portal.

Summary and Recommendations:

All sites offer devoted homework/tutoring time each day. After school teachers communicate with school day teachers to identify needs of students in their classrooms that can be targeted during after school. At the middle school, the site director checks grades and has implemented a policy reflective of students who are failing a class that provides them with an additional devoted homework/tutoring time daily.

It is recommended that site directors continue open and on-going communication at least weekly with school day staff, teachers and administrators to ensure programming is meeting the academic needs of the students enrolled.

It is also recommended that grade level staff meet monthly to review daily lesson planning and activities to support alignment of instruction across the grade levels and make sure students receive targeted intervention/instruction during program time. Finally, it is recommended that the

program continue to offer morning academic support to reinforce skills learned and prepare for upcoming academic assignments, tests and quizzes.

Objective 2. Participants will demonstrate an increased involvement in school activities and will have opportunities in other subject areas such as technology, arts, music, theater, and sports and other recreation activities.

Activities:

During the 2022-2023 program year, students at RCMS had some opportunities to choose and participate in enrichment activities during club time. Grade level homework help and tutoring were a significant part of programming each day. All students were assigned to a designated room for the academic time. During that time, students had support with current homework or working with staff to build skills. Following academic time, students are able to choose from a limited number of activities. Activities included music/dance, community service projects, technology, physical activities, and literacy. These activities were limited during the 2022-2023 school year due to limited staff/staff shortages during enrichment time of programming. At the RCES East and West sites, programs operated similarly to that of RCMS in that a specific portion of each day was dedicated to academic support with students being assigned to a homeroom for a specific amount of time. During this time, students participated in skill building activities in reading and math (younger grades), while the older grades were more focused on homework help and support. Following academic time, the grade level staff/teachers then moved to incorporate activities such as art, gross motor/physical, STEM (legos, cooking), literacy (library) into their programming. Teachers were responsible for developing plans to incorporate enrichment activities and coordinating the rotation of students into planned activities (science, cooking) with site directors. Outside resources were available on a very limited basis.

Measures, Data Collection, and Analysis:

Attendance in activities at Richland County Middle School is tracked on a daily basis. Data is collected and maintained on Google Sheets. At the RCES East and West sites, the program instructional expectations are that lessons are planned with specific guidelines related to focus of activities, time on tasks, and collaborative rotations. At RCES East and West, attendance is tracked upon student arrival to the morning sessions and during snack distribution after school. Participation in enrichment activities beyond academic support is assumed based on the mandatory instructional structure that is in place for daily programming.

Limitations of Data:

- New grant director with limited understanding of requirements for data collection to inform program objectives and improvement efforts.*
- New site directors developing a recording system of data necessary for informing data collection requirements.
- Systems for collecting data regarding hours of program offerings and student participation continue to pose a challenge due to the structure of the program.

Challenges:

- Student behavior
- Decreased funding due to increase in hourly rate of pay for staff over the 10 years of the grant.
- Staffing shortages that occurred during the full time of the program day.
- New administrative staff and their program learning curve.

The greatest challenges faced during the 2022-2023 school year was that of student behavior during programming. The program worked to create a more student focused choice environment but due to increased inappropriate behaviors during less structured times, the staff moved back to a more controlled environment. In the area of funding, in an effort to continue to intensively target learning loss, funding available went to keep instructional groups small. Funding primarily was used to pay staff leaving much less funds to pay for enrichment supporting activities and materials. In regards to staffing, at the middle school level, the 15 years of the program overall and teacher burnout has resulted in less individuals being willing to work at this level. The decrease in the number of staff working negatively impacts the opportunities for enrichment activities to be offered. Finally, with the turnover of leadership within the program a portion at the beginning of the 2022-2023 school year was spent figuring out how things would work best and the requirements of the grant.

Summary and Recommendations:

In-person programming continued at all three sites during the 2022-2023 school year with students having opportunities to participate in school activities. This did not pose a problem as the grantee is the school district. Program staff was able to provide some opportunities for students to participate in activities in areas of enrichment such as art, music, STEM and literacy. Academic time to continue to target learning loss following COVID-19 continued to be a major focus as review of student academic growth indicated a continued gap.

It is recommended that data regarding attendance and access to activities be interpreted with caution and program administration continue to review data collection measures and adjust to ensure valid data for easier reporting. It is further recommended that staff continue to explore possible outside opportunities for students to engage with during programming.

Objective 3. Participants in the program will demonstrate social benefits and exhibit positive behavioral changes.**Activities:**

The implementation of consistent groups with a lead teacher at the RCES East and West sites allowed students to build strong positive relationships with their assigned teachers. Clear and consistent expectations for students positively impacted the social-emotional environment for students during programming hours. Although the program worked to create and offer “less structured” and a more “laid back” environment, some students struggled to maintain appropriate peer interactions which resulted in more structured or “adult controlled” activities. However, activities were planned to allow students opportunities to interact with peers socially throughout the program while providing them with activities to promote social development, teamwork and problem solving.

Measures, Data Collection, and Analysis:

School day behavioral data and the annual classroom teacher survey data was collected at the end of the school year program to document students' changes in behavior and social interactions. Behavioral incident data and teacher survey data was reviewed to inform progress towards the objective.

Richland County Elementary School - East (Teacher Survey)

	Did not need to improve	Significant Improvement	Moderate Improvement	Slight Improvement	Overall
Being attentive in class	42%	11%	7%	17%	77%
Behaving well in class	50%	11%	6%	8%	75%
Getting along well with other students	49%	10%	7%	12%	78%

Richland County Elementary School - West (Teacher Survey)

	Did not need to improve	Significant Improvement	Moderate Improvement	Slight Improvement	Overall
Being attentive in class	37%	8%	14%	14%	74%
Behaving well in class	54%	8%	11%	8%	81%
Getting along well with other students	54%	8%	7%	10%	79%

Richland County Middle School (Teacher Survey)

	Did not need to improve	Significant Improvement	Moderate Improvement	Slight Improvement	Overall
Being attentive in class	31%	3%	9%	28%	71%
Behaving well in class	43%	<1%	9%	19%	71%
Getting along well with other students	38%	<1%	13%	21%	85%

School Day Discipline Numbers:

Richland County Elementary School - East/West

FY 23	Total # enrolled at grade level	# of students with discipline referral	Total # of discipline referrals	Percentage of enrolled students with >2 discipline referral
5th Grade	37	4	25	8%
4th Grade	48	22	116	27%
3rd Grade	36	11	54	17%
2nd Grade	36	11	32	11%
1st Grade	32	10	43	16%
Kindergarten	19	5	13	16%

Richland County Middle School

FY 23	Total # enrolled at grade level	# of students with discipline referral	Total # of discipline referrals	Percentage of enrolled students with >2 discipline referral
8th Grade	51	4	24	4%
7th Grade	44	20	44	16%
6th Grade	51	26	66	18%

Limitations of Data:

- School day behavioral data may involve external factors and bus driver, school teacher and administrator bias.
- Teacher bias
- Behavioral issues may not be reported and entered into the management system
- Classroom teacher surveys are collected at the end of the program only, and do not allow for adjustments to be made until the next year.

Challenges:

The program strives to serve those most in need of support. Although not indicative of negative social and behavioral issues, many times the target population that is referred or recruited to the program have issues outside of the program that negatively impact behaviors and social interactions. Often behaviors that present themselves at home or during the school day carryover into the after school program. The more laid back environment of the program at times can contribute to unwanted or negative behavior occurring as minor behaviors can quickly escalate. Also, not all staff members work to create positive relationships with students, but participate instead for the additional pay.

Summary and Recommendations:

During the 2022-2023 school year, the program reported struggles with student behavior at all three sites. Site directors worked to communicate behavioral expectations and consistently enforce those expectations. The program made adjustments to add additional structure to portions. Site coordinators were new to leadership for the program which increased the impact of negative behaviors on the program. It is recommended that site coordinators work with building principals collaborating on the challenging behaviors that occur during the school day that are “spilling over” into the after school program. It is also recommended that clear steps for behavior management are outlined and communicated to program leadership to ensure consistency for all sites. Ongoing efforts should be made to help decrease inappropriate behavior and increase positive social interactions by utilizing common vocabulary and expectations utilized during the school day within the school building housing the program. Finally, program leadership should continue its efforts to work with district transportation staff whereas most behavioral issues occur on the buses following program dismissal.

Objective 4. The 21st CCLC programs will provide opportunities for the community to be involved and will increase family involvement of the participating children.

Activities:

Families are invited to attend activities/events/educational opportunities that are offered collaboratively with the school district. Involvement with community organizations has been limited due to shortages of staff within the community organizations limiting their outreach and volunteer efforts. The program continues to co-plan and co-implement parent education and engagement activities with other district grants and initiatives (School District Initiatives, Title I, Mental Health grant funds, Preschool For All and Prevention Initiative).

Measures, Data Collection, and Analysis:

Attendance at events is recorded through registration sheets at each event. Completion of evaluation forms is a mandatory expectation at each event. Evaluation forms have been presented in electronic and paper formats.

Limitations of Data:

Evaluation forms are not completed by all participants. People who do not attend any/few events often do not ever complete a survey or evaluation form.

Challenges:

The program continues to welcome community participation and involvement with programming however challenges experienced were:

- limited community programs that target this population,
- less funds available for the community programs to do outreach, and
- staffing shortages within the community organizations.

Further challenges in parent/family involvement and engagement were seen due to less student participation in programming and parents being busy, disengaged in their child's education overall and choosing other commitments over the after school events.

Summary and Recommendations:

The 21st CCLC program continues to face similar challenges as in previous years. The program has been in the community for 15 years at Richland County Middle School and 10 years at all three sites. The program has experienced first hand the trends impacting the educational settings of student disrespect and disengagement.

Objective 5. Programs will provide opportunities, with priority given to all students who are lowest performing and in the greatest need of academic assistance.

Activities:

Program guidance and structures are in place to support the recruitment of the lowest performing students. Prior to registration, program staff reach out to classroom teachers for recommendations on students who they feel are most at-risk and would benefit from participation in the after school program. School day teachers reach out to those parents and recommend the program. The program has found that the initial contact coming from the

classroom teacher has a greater potential of recruiting students most in need of the after school program. Once teacher referrals have been enrolled, registration opens to additional students who have an interest in participating in the program and are invited/encouraged to attend the program are those that school day staff or community organizations have referred to as being at risk in some way. Other students are welcomed to the program.

Measures, Data Collection, and Analysis:

Data collected from sites reveal the demographics of the students who participated in the 21st CCLC program during 2022-2023

Demographics of students, by site:

Site Name: Richland County Elementary - East	FY21	FY22	FY23
Total Unduplicated Enrollment	90	92	99
Male	44	41	54
Female	46	51	40
Not reported/Other	0	0	5
PK	0	0	0
K	0	0	0
1	0	0	0
2	0	0	0
3	27	29	20
4	32	28	42
5	31	35	37
6	N/A	N/A	N/A
7	N/A	N/A	N/A
8	N/A	N/A	N/A
9	N/A	N/A	N/A
10	N/A	N/A	N/A
11	N/A	N/A	N/A
12	N/A	N/A	N/A
American Indian/Alaska Native	1	–	–
Asian/Pacific Islander	0	1	1
Black or African American	1	0	3
Hispanic or Latino	3	2	3
White	81	84	79
Multiracial	4	5	8
Do Not Know	0	0	5
Limited English Proficient Students	1	0	0
Students with Disability (Not LEP)	13	18	13
Students Receiving Free or Reduced Lunch	55	63	54

Site Name: Richland County Elementary - West	FY21	FY22	FY23
Total Unduplicated Enrollment	134	151	109
Male	75	75	51
Female	57	76	52
Not reported/Other	2	0	6
PK	0	0	0
K	34	45	19
1	37	27	32
2	46	42	36
3	5	18	16
4	6	9	6
5	6	10	0
6	N/A	N/A	N/A
7	N/A	N/A	N/A
8	N/A	N/A	N/A
9	N/A	N/A	N/A
10	N/A	N/A	N/A
11	N/A	N/A	N/A
12	N/A	N/A	N/A
American Indian/Alaska Native	0	0	1
Asian/Pacific Islander	0	1	0
Black or African American	1	3	0
Hispanic or Latino	3	4	1
White	124	136	91
Multiracial	4	7	10
Do Not Know	2	0	6
Limited English Proficient Students	0	1	0
Students with Disability (Not LEP)	10	16	10
Students Receiving Free or Reduced Lunch	84	113	52

Site Name: Richland County Middle School	FY21	FY22	FY23
Total Unduplicated Enrollment	126	170	146
Male	71	105	87
Female	55	65	56
Not reported/Other	0	0	3
PK	N/A	N/A	N/A
K	N/A	N/A	N/A
1	N/A	N/A	N/A

2	N/A	N/A	N/A
3	N/A	N/A	N/A
4	N/A	N/A	N/A
5	N/A	N/A	N/A
6	49	67	51
7	40	51	44
8	37	52	51
9	N/A	N/A	N/A
10	N/A	N/A	N/A
11	N/A	N/A	N/A
12	N/A	N/A	N/A
American Indian/Alaska Native	0	1	1
Asian/Pacific Islander	1	1	1
Black or African American	2	3	1
Hispanic or Latino	6	9	4
White	113	152	132
Multiracial	4	4	5
Do Not Know	0	0	3
Limited English Proficient Students	0	1	1
Students with Disability (Not LEP)	26	40	28
Students Receiving Free or Reduced Lunch	79	111	73

Limitations of Data:

Source of attendance data varies by one or two participants on different sources of attendance. School day office staff and administration provide the necessary information about each student participant using student information system data.

Challenges:

Due to the rural location of the sites, some students who would benefit from the program were not able to attend due to transportation issues (transportation is provided, but only to bus stops, if a family member cannot make it to the bus stop, some students are not able to attend), family obligations (older students are needed to babysit younger students), or other obligations for the student (i.e. sports) or family members (i.e. work, taking care of aging parents). Another challenge is that oftentimes, lower performing students’ parents do not want or allow them to participate. Often program staff and classroom teachers will reach out to parents to refer their child to the program and the parents will refuse.

Summary and Recommendations:

Current practices and procedures for recruiting and retaining at-risk students are working. Classroom teachers are the initial point of contact with parents to encourage students who are struggling academically to register for the program. This system has proven to be most effective in assisting the program to reach those with the greatest need and ensure we are servicing those in need of academic support.

Objective 6. Professional development will be offered by the programs and ISBE to meet the needs of the program, staff, and students.

Activities:

Professional development is offered to 21st CCLC staff in collaboration with other district professional development opportunities. Site directors host beginning of the year training for staff prior to the fall programming's start. Online virtual workshops/webinars focused on after school are available for staff for professional development purposes.

Measures, Data Collection, and Analysis:

A log of professional development activities provide documentation for data collection. Attendance at professional development activities is documented primarily through sign-in sheets or registration confirmation from each event. Sign-in sheets, training agendas, evaluation forms used to document attendance.

Limitations of Data:

- All school day trainings for staff not available for reporting.
- All participants do not maintain comprehensive documentation of completed trainings.
- Professional development provided through the school district although relevant to education may not directly pertain to after school programming.
- The majority of professional development specific to after school programming is limited to one or two staff members due to the time PD is offered and the part-time status of all program staff.

Challenges:

The after-school program employs only part-time staff. Program staff work full-time school day jobs and stay after school to work the 21st CCLC program hours. The majority of the after school professional learning opportunities occur during regular school day hours and are inaccessible to program staff due to the scheduled times.

Summary and Recommendations:

21st CCLC program staff have access to and participate in professional development activities related to student learning and engagements. Due to scheduling conflicts the majority of program staff are unable to participate in after school trainings provided through ISBE, AIR, ACT Now and are only able to attend trainings provided by the program grant director and/or site coordinators. It is recommended to program leadership review school district trainings provided for the majority of 21st CCLC staff through their school day positions and determine if there is a need for any additional training.

Objective 7. Projects will create sustainability plans to continue the programs beyond the federal funding period.

With the federal funding provided through the Nita M. Lowey 21st CCLC grant and some support from outside agencies and organizations, Richland County CUSD#1 has been able to offer a quality before and after school program to the students and families of Richland County

since it was originally funded during the 2009-2010 school year. The increase in funding following the receipt of the 2015 cohort grant allowed RCCU #1 to expand their services and reach more students. Program staff have identified academic support and a safe environment as priorities for sustainability.

Currently, the program is unable to secure outside funding sources that will aid in the sustainability of the program following the end of the cohort 15 grant cycle. During the 2022-2023 district leadership has held discussion on funds within the district that would be available to support at least some portions of the current program. At this time, the district has identified possible Title I grant funds that could be directed towards providing after school support for our lowest performing students. These funds would not allow the program to serve the number of students or provide the robust and diverse experiences associated with 21st CCLC funding levels but will provide strong academic support in the key areas of mathematics and literacy. Other district funds are being reviewed in an attempt to locate potential funding sources to expand the projected numbers served through Title I. Outside access to financial contributions continue to be explored by the grantee, however due to the rural location of the district and limited industries in the community, sustainable funding levels have not been secured to date.

Continued discussion regarding funding and additional assets will occur during the upcoming Stakeholder's meeting to garner input from the community. Collaborative relationships with groups such as 4-H and Ag in the Classroom who at times have additional funding for the programs that has allowed them to bring services and support to the district and the after school program will be sought.

V. Overall Recommendations and Action Plans

Strengths:

- Classroom teachers are the best asset in the recruitment of students most in need of before and after school support.
- Academic tutoring and homework assistance offered to students who attended the program at all sites. Teachers report an improvement in student academic performance.
- Program staff are knowledgeable in the Illinois Learning Standards and best practices in instruction.
- Program staff make positive connections and build relationships with the students in their groups.
- Strong referral system for students who are in need of programming through the schools and community.
- Many students have access to high quality academic support in a safe environment with supervision before and after school hours.

Challenges:

- Reduced enrichment opportunities due to academic focus to combat continued learning loss, and staff shortages at some sites.
- Access to resources outside the school district and in the community. The school district is the primary source of help for school age children and their families by providing many of the supportive resources available in the community as a whole.

- Family Engagement- Disengagement of families from school and after school based functions in general.
- Transportation costs and the highly rural area. Many students enrolled in the program require district transportation home after the program in order for them to attend.
- Access to professional learning activities - The majority of program staff are regular school day teachers and staff and are unable to participate in professional learning opportunities provided by after school organizations such as AIR, ACT Now and ISBE.

Recommendations:

- Continue the on-going collaboration with classroom teachers for referrals and recruitment of students most in need of academic and/or social-emotional support offered by the after school program.
- Continue to explore current trends in family engagement strategies to increase family participation and collaborate with other district initiatives.
- Explore current professional development opportunities staff have access to and collaborate with district administration to secure training opportunities that support both school day and after school improvement.
- Engage stakeholders within the community to build support for sustainability.

VI. Dissemination of Evaluation

This evaluation will be submitted electronically to the EDC to meet the requirements of the grant. In addition, the evaluation will be presented to the Richland County CUSD#1 School Board and administrators during the February 2024, school board meeting with the opportunity for questions and discussion of the program during the meeting. After being presented to the Board of Education, the evaluation report will be posted on the district website for public review. The report will also be shared with participants during the program's annual stakeholder's meeting scheduled in March of 2024.

2023-2024 Amended Public School Calendar for Richland County CUSD 1, ROE Admin Approved, as of 1/25/2024

Codes: X = attendance day; XHI, XHPT, XID, XDS, XHS, XHSW, XHIH, XHPH, XHSH = half attendance day; XH = holiday attendance waiver; FPT, FPTH, WFPT = full day parent teacher conference; FI, WFI, FIH = teacher inservice; PI, TI, TIH = parent/teacher institute; ED = emergency day; XED = proposed emergency day; HOL = holiday; NIA = not in attendance

Total Days of Attendance: 176 **Regular Day:** 8:00AM - 3:10PM **Instruct. Day Lgth:**

6 Hrs. 0 Mins.

July 2023							August 2023							September 2023						
Mon	Tue	Wed	Thu	Fri	Sat	Sun	Mon	Tue	Wed	Thu	Fri	Sat	Sun	Mon	Tue	Wed	Thu	Fri	Sat	Sun
26	27	28	29	30	1	2	31	1	2	3	4	5	6	28	29	30	31	1	2	3
3	4 HOL	5	6	7	8	9	7	8	9	10	11	12	13	4 HOL	5 X	6 X	7 X	8 X	9	10
10	11	12	13	14	15	16	14 TI	15 TI	16 X	17 X	18 X	19	20	11 X	12 X	13 X	14 X	15 X	16	17
17	18	19	20	21	22	23	21 X	22 X	23 X	24 X	25 X	26	27	18 X	19 X	20 XHS	21 X	22 X	23	24
24	25	26	27	28	29	30	28 X	29 X	30 X	31 X	1	2	3	25 X	26 X	27 X	28 X	29 X	30	1
31	1	2	3	4	5	6	4	5	6	7	8	9	10	2	3	4	5	6	7	8

July Atnd: 0 Accum: 0 Aug Atnd: 12 Accum: 12 Sept Atnd: 20 Accum: 32

October 2023							November 2023							December 2023						
Mon	Tue	Wed	Thu	Fri	Sat	Sun	Mon	Tue	Wed	Thu	Fri	Sat	Sun	Mon	Tue	Wed	Thu	Fri	Sat	Sun
25	26	27	28	29	30	1	30	31	1	2	3	4	5	27	28	29	30	1	2	3
2	3	4	5	6	7	8	6	7	8	9	10 NIA	11 HOL	12	4	5	6	7	8	9	10
9 HOL	10 X	11 X	12 X	13 X	14	15	13 X	14 X	15 X	16 XHS	17 FPT	18	19	11 X	12 X	13 X	14 X	15 X	16	17
16 X	17 X	18 X	19 X	20 X	21	22	20 X	21 X	22 NIA	23 HOL	24 NIA	25	26	18 X	19 X	20 X	21 X	22 NIA	23	24
23 X	24 X	25 X	26 X	27 X	28	29	27 X	28 X	29 X	30 X	1	2	3	25 HOL	26 NIA	27 NIA	28 NIA	29 NIA	30	31
30 X	31 X	1	2	3	4	5	4	5	6	7	8	9	10	1	2	3	4	5	6	7

Oct Atnd: 21 Accum: 53 Nov Atnd: 18 Accum: 71 Dec Atnd: 15 Accum: 86

January 2024							February 2024							March 2024						
Mon	Tue	Wed	Thu	Fri	Sat	Sun	Mon	Tue	Wed	Thu	Fri	Sat	Sun	Mon	Tue	Wed	Thu	Fri	Sat	Sun
25	26	27	28	29	30	31	29	30	31	1	2	3	4	26	27	28	29	1	2	3
1 HOL	2 TI	3 X	4 X	5 X	6	7	5 X	6 X	7 X	8 X	9 X	10	11	4 X	5 X	6 X	7 X	8 X	9	10
8 X	9 X	10 X	11 X	12 X	13	14	12 X	13 X	14 X	15 XHS	16 FPT	17	18	11 X	12 X	13 X	14 X	15 X	16	17
15 HOL	16 X	17 X	18 X	19 ED	20	21	19 NIA	20 X	21 X	22 X	23 X	24	25	18 X	19 X	20 X	21 X	22 X	23	24
22 ED	23 X	24 X	25 X	26 X	27	28	26 X	27 X	28 X	29 X	1	2	3	25 NIA	26 NIA	27 NIA	28 NIA	29 NIA	30	31
29 X	30 X	31 X	1	2	3	4	4	5	6	7	8	9	10	1	2	3	4	5	6	7

Jan Atnd: 18 Accum: 104 Feb Atnd: 20 Accum: 124 Mar Atnd: 16 Accum: 140

April 2024							May 2024							June 2024						
Mon	Tue	Wed	Thu	Fri	Sat	Sun	Mon	Tue	Wed	Thu	Fri	Sat	Sun	Mon	Tue	Wed	Thu	Fri	Sat	Sun
25	26	27	28	29	30	31	29	30	1	2	3 XHS	4	5	27	28	29	30	31	1	2
1 X	2 X	3 X	4 X	5 X	6	7	6 X	7 X	8 X	9 X	10 X	11	12	3	4	5	6	7	8	9
8 X	9 X	10 X	11 X	12 X	13	14	13 X	14 X	15 X	16 X	17 X	18	19	10	11	12	13	14	15	16
15 X	16 X	17 X	18 X	19 X	20	21	20 X	21 XED	22 XED	23 XED	24 TI	25	26	17	18	19 HOL	20	21	22	23
22 X	23 X	24 X	25 X	26 X	27	28	27 HOL	28	29	30	31	1	2	24	25	26	27	28	29	30
29 X	30 X	1	2	3	4	5	3	4	5	6	7	8	9	1	2	3	4	5	6	7

Apr Atnd: 22 Accum: 162 May Atnd: 14 Accum: 176 June Atnd: 0 Accum: 176

2023-24 Performance Rankings List

Ag (High School)

Group 1

Group 1 shall consist of each teacher who is not in contractual continued service and who (i) has not received a performance evaluation rating, (ii) is employed for one school term or less to replace a teacher on leave, or (iii) is employed on a part-time basis. "Part-time basis" for the purposes of this subsection (b) means a teacher who is employed to teach less than a full-day, teacher workload or less than 5 days of the normal student attendance week, unless otherwise provided for in a collective bargaining agreement between the district and the exclusive representative of the district's teachers. For the purposes of this Section, a teacher (A) who is employed as a full-time teacher but who actually teaches or is otherwise present and participating in the district's educational program for less than a school term or (B) who, in the immediately previous school term, was employed on a full-time basis and actually taught or was otherwise present and participated in the district's educational program for 120 days or more is not considered employed on a part-time basis.

	License	Date of Hire	Calculated Date of Hire	Score Average
--	---------	--------------	-------------------------	---------------

Group 2

Group 2 consists of both tenured and non-tenured teachers with a Unsatisfactory or Needs Improvement performance evaluation rating in one of the last two performance evaluations)

	License	Date of Hire	Calculated Date of Hire	Score Average
--	---------	--------------	-------------------------	---------------

Group 3

Group 3 consists of both tenured and non-tenured teachers with a performance evaluation rating of at least Proficient on both of the last two evaluations (or only one performance evaluation if only one is available.)

	License	Date of Hire	Calculated Date of Hire	Score Average
--	---------	--------------	-------------------------	---------------

519109551	Professional Educator License	08/15/2022	08/15/2022 (0.00)	Avg: 4
-----------	-------------------------------	------------	-------------------	--------

Group 4

Group 4 consists of each teacher whose last two performance evaluation ratings are Excellent as well as each teacher with two Excellent performance evaluation ratings out of the teachers last three performance evaluation ratings with a third rating of Satisfactory or Proficient.

	License	Date of Hire	Calculated Date of Hire	Score Average
51910372	Professional Educator License	08/25/1994	08/25/1994 (0.00)	Avg: 4
51910374	Professional Educator License	08/22/1997	08/22/1997 (0.00)	Avg: 4

Art (Elementary School)

Group 1

Group 1 shall consist of each teacher who is not in contractual continued service and who (i) has not received a performance evaluation rating, (ii) is employed for one school term or less to replace a teacher on leave, or (iii) is employed on a part-time basis. "Part-time basis" for the purposes of this subsection (b) means a teacher who is employed to teach less than a full-day, teacher workload or less than 5 days of the normal student attendance week, unless otherwise provided for in a collective bargaining agreement between the district and the exclusive representative of the district's teachers. For the purposes of this Section, a teacher (A) who is employed as a full-time teacher but who actually teaches or is otherwise present and participating in the district's educational program for less than a school term or (B) who, in the immediately previous school term, was employed on a full-time basis and actually taught or was otherwise present and participated in the district's educational program for 120 days or more is not considered employed on a part-time basis.

	License	Date of Hire	Calculated Date of Hire	Score Average
519126675	Professional Educator License	08/14/2023	08/14/2023 (0.00)	Avg: 0

Group 2

Group 2 consists of both tenured and non-tenured teachers with a Unsatisfactory or Needs Improvement performance evaluation rating in one of the last two performance evaluations)

	License	Date of Hire	Calculated Date of Hire	Score Average
--	---------	--------------	-------------------------	---------------

Group 3

Group 3 consists of both tenured and non-tenured teachers with a performance evaluation rating of at least Proficient on both of the last two evaluations (or only one performance evaluation if only one is available.)

	License	Date of Hire	Calculated Date of Hire	Score Average
51929451	Professional Educator License	08/15/2016	08/15/2016 (0.00)	Avg: 3.5

Group 4

Group 4 consists of each teacher whose last two performance evaluation ratings are Excellent as well as each teacher with two Excellent performance evaluation ratings out of the teachers last three performance evaluation ratings with a third rating of Satisfactory or Proficient.

	License	Date of Hire	Calculated Date of Hire	Score Average
--	---------	--------------	-------------------------	---------------

Art (High School)

Group 1

Group 1 shall consist of each teacher who is not in contractual continued service and who (i) has not received a performance evaluation rating, (ii) is employed for one school term or less to replace a teacher on leave, or (iii) is employed on a part-time basis. "Part-time basis" for the purposes of this subsection (b) means a teacher who is employed to teach less than a full-day, teacher workload or less than 5 days of the normal student attendance week, unless otherwise provided for in a collective bargaining agreement between the district and the exclusive representative of the district's teachers. For the purposes of this Section, a teacher (A) who is employed as a full-time teacher but who actually teaches or is otherwise present and participating in the district's educational program for less than a school term or (B) who, in the immediately previous school term, was employed on a full-time basis and actually taught or was otherwise present and participated in the district's educational program for 120 days or more is not considered employed on a part-time basis.

	License	Date of Hire	Calculated Date of Hire	Score Average
519126675	Professional Educator License	08/14/2023	08/14/2023 (0.00)	Avg: 0

Group 2

Group 2 consists of both tenured and non-tenured teachers with a Unsatisfactory or Needs Improvement performance evaluation rating in one of the last two performance evaluations)

	License	Date of Hire	Calculated Date of Hire	Score Average
--	---------	--------------	-------------------------	---------------

Group 3

Group 3 consists of both tenured and non-tenured teachers with a performance evaluation rating of at least Proficient on both of the last two evaluations (or only one performance evaluation if only one is available.)

	License	Date of Hire	Calculated Date of Hire	Score Average
51929451	Professional Educator License	08/15/2016	08/15/2016 (0.00)	Avg: 3.5

Group 4

Group 4 consists of each teacher whose last two performance evaluation ratings are Excellent as well as each teacher with two Excellent performance evaluation ratings out of the teachers last three performance evaluation ratings with a third rating of Satisfactory or Proficient.

	License	Date of Hire	Calculated Date of Hire	Score Average
51910354	Professional Educator License	08/13/2007	08/13/2007 (0.00)	Avg: 4

Art (Middle School)

Group 1

Group 1 shall consist of each teacher who is not in contractual continued service and who (i) has not received a performance evaluation rating, (ii) is employed for one school term or less to replace a teacher on leave, or (iii) is employed on a part-time basis. "Part-time basis" for the purposes of this subsection (b) means a teacher who is employed to teach less than a full-day, teacher workload or less than 5 days of the normal student attendance week, unless otherwise provided for in a collective bargaining agreement between the district and the exclusive representative of the district's teachers. For the purposes of this Section, a teacher (A) who is employed as a full-time teacher but who actually teaches or is otherwise present and participating in the district's educational program for less than a school term or (B) who, in the immediately previous school term, was employed on a full-time basis and actually taught or was otherwise present and participated in the district's educational program for 120 days or more is not considered employed on a part-time basis.

	License	Date of Hire	Calculated Date of Hire	Score Average
519126675	Professional Educator License	08/14/2023	08/14/2023 (0.00)	Avg: 0

Group 2

Group 2 consists of both tenured and non-tenured teachers with a Unsatisfactory or Needs Improvement performance evaluation rating in one of the last two performance evaluations)

	License	Date of Hire	Calculated Date of Hire	Score Average
--	---------	--------------	-------------------------	---------------

Group 3

Group 3 consists of both tenured and non-tenured teachers with a performance evaluation rating of at least Proficient on both of the last two evaluations (or only one performance evaluation if only one is available.)

	License	Date of Hire	Calculated Date of Hire	Score Average
51929451	Professional Educator License	08/15/2016	08/15/2016 (0.00)	Avg: 3.5

Group 4

Group 4 consists of each teacher whose last two performance evaluation ratings are Excellent as well as each teacher with two Excellent performance evaluation ratings out of the teachers last three performance evaluation ratings with a third rating of Satisfactory or Proficient.

	License	Date of Hire	Calculated Date of Hire	Score Average
51910418	Professional Educator License	08/19/1996	08/25/1996 (6.00)	Avg: 4

Assistant Special Needs Coordinator

Group 1

Group 1 shall consist of each teacher who is not in contractual continued service and who (i) has not received a performance evaluation rating, (ii) is employed for one school term or less to replace a teacher on leave, or (iii) is employed on a part-time basis. "Part-time basis" for the purposes of this subsection (b) means a teacher who is employed to teach less than a full-day, teacher workload or less than 5 days of the normal student attendance week, unless otherwise provided for in a collective bargaining agreement between the district and the exclusive representative of the district's teachers. For the purposes of this Section, a teacher (A) who is employed as a full-time teacher but who actually teaches or is otherwise present and participating in the district's educational program for less than a school term or (B) who, in the immediately previous school term, was employed on a full-time basis and actually taught or was otherwise present and participated in the district's educational program for 120 days or more is not considered employed on a part-time basis.

	License	Date of Hire	Calculated Date of Hire	Score Average
--	---------	--------------	-------------------------	---------------

Group 2

Group 2 consists of both tenured and non-tenured teachers with a Unsatisfactory or Needs Improvement performance evaluation rating in one of the last two performance evaluations)

	License	Date of Hire	Calculated Date of Hire	Score Average
--	---------	--------------	-------------------------	---------------

Group 3

Group 3 consists of both tenured and non-tenured teachers with a performance evaluation rating of at least Proficient on both of the last two evaluations (or only one performance evaluation if only one is available.)

	License	Date of Hire	Calculated Date of Hire	Score Average
--	---------	--------------	-------------------------	---------------

Group 4

Group 4 consists of each teacher whose last two performance evaluation ratings are Excellent as well as each teacher with two Excellent performance evaluation ratings out of the teachers last three performance evaluation ratings with a third rating of Satisfactory or Proficient.

	License	Date of Hire	Calculated Date of Hire	Score Average
--	---------	--------------	-------------------------	---------------

Behavior Interventionist

Group 1

Group 1 shall consist of each teacher who is not in contractual continued service and who (i) has not received a performance evaluation rating, (ii) is employed for one school term or less to replace a teacher on leave, or (iii) is employed on a part-time basis. "Part-time basis" for the purposes of this subsection (b) means a teacher who is employed to teach less than a full-day, teacher workload or less than 5 days of the normal student attendance week, unless otherwise provided for in a collective bargaining agreement between the district and the exclusive representative of the district's teachers. For the purposes of this Section, a teacher (A) who is employed as a full-time teacher but who actually teaches or is otherwise present and participating in the district's educational program for less than a school term or (B) who, in the immediately previous school term, was employed on a full-time basis and actually taught or was otherwise present and participated in the district's educational program for 120 days or more is not considered employed on a part-time basis.

	License	Date of Hire	Calculated Date of Hire	Score Average
--	---------	--------------	-------------------------	---------------

Group 2

Group 2 consists of both tenured and non-tenured teachers with a Unsatisfactory or Needs Improvement performance

evaluation rating in one of the last two performance evaluations)

	License	Date of Hire	Calculated Date of Hire	Score Average
--	---------	--------------	-------------------------	---------------

Group 3

Group 3 consists of both tenured and non-tenured teachers with a performance evaluation rating of at least Proficient on both of the last two evaluations (or only one performance evaluation if only one is available.)

	License	Date of Hire	Calculated Date of Hire	Score Average
51998242	Professional Educator License	08/16/2021	08/16/2021 (0.00)	Avg: 3

Group 4

Group 4 consists of each teacher whose last two performance evaluation ratings are Excellent as well as each teacher with two Excellent performance evaluation ratings out of the teachers last three performance evaluation ratings with a third rating of Satisfactory or Proficient.

	License	Date of Hire	Calculated Date of Hire	Score Average
--	---------	--------------	-------------------------	---------------

Birth to Grade 2 Self Contained

Group 1

Group 1 shall consist of each teacher who is not in contractual continued service and who (i) has not received a performance evaluation rating, (ii) is employed for one school term or less to replace a teacher on leave, or (iii) is employed on a part-time basis. "Part-time basis" for the purposes of this subsection (b) means a teacher who is employed to teach less than a full-day,

teacher workload or less than 5 days of the normal student attendance week, unless otherwise provided for in a collective bargaining agreement between the district and the exclusive representative of the district's teachers. For the purposes of this Section, a teacher (A) who is employed as a full-time teacher but who actually teaches or is otherwise present and participating in the district's educational program for less than a school term or (B) who, in the immediately previous school term, was employed on a full-time basis and actually taught or was otherwise present and participated in the district's educational program for 120 days or more is not considered employed on a part-time basis.

	License	Date of Hire	Calculated Date of Hire	Score Average
519126676	Professional Educator License	08/14/2023	08/14/2023 (0.00)	Avg: 0

Group 2

Group 2 consists of both tenured and non-tenured teachers with a Unsatisfactory or Needs Improvement performance evaluation rating in one of the last two performance evaluations)

	License	Date of Hire	Calculated Date of Hire	Score Average
--	---------	--------------	-------------------------	---------------

Group 3

Group 3 consists of both tenured and non-tenured teachers with a performance evaluation rating of at least Proficient on both of the last two evaluations (or only one performance evaluation if only one is available.)

	License	Date of Hire	Calculated Date of Hire	Score Average
519112037	Professional Educator License	08/15/2022	08/15/2022 (0.00)	Avg: 3

Group 4

Group 4 consists of each teacher whose last two performance evaluation ratings are Excellent as well as each teacher with two Excellent performance evaluation ratings out of the teachers last three performance evaluation ratings with a third rating of Satisfactory or Proficient.

	License	Date of Hire	Calculated Date of Hire	Score Average
--	---------	--------------	-------------------------	---------------

Birth to Grade 3 Self Contained

Group 1

Group 1 shall consist of each teacher who is not in contractual continued service and who (i) has not received a performance evaluation rating, (ii) is employed for one school term or less to replace a teacher on leave, or (iii) is employed on a part-time basis. "Part-time basis" for the purposes of this subsection (b) means a teacher who is employed to teach less than a full-day, teacher workload or less than 5 days of the normal student attendance week, unless otherwise provided for in a collective bargaining agreement between the district and the exclusive representative of the district's teachers. For the purposes of this Section, a teacher (A) who is employed as a full-time teacher but who actually teaches or is otherwise present and participating in the district's educational program for less than a school term or (B) who, in the immediately previous school term, was employed on a full-time basis and actually taught or was otherwise present and participated in the district's educational program for 120 days or more is not considered employed on a part-time basis.

	License	Date of Hire	Calculated Date of Hire	Score Average
--	---------	--------------	-------------------------	---------------

Group 2

Group 2 consists of both tenured and non-tenured teachers with a Unsatisfactory or Needs Improvement performance evaluation rating in one of the last two performance evaluations)

	License	Date of Hire	Calculated Date of Hire	Score Average
--	---------	--------------	-------------------------	---------------

Group 3

Group 3 consists of both tenured and non-tenured teachers with a performance evaluation rating of at least Proficient on both of the last two evaluations (or only one performance evaluation if only one is available.)

	License	Date of Hire	Calculated Date of Hire	Score Average
519112041	Professional Educator License	08/15/2022	08/15/2022 (0.00)	Avg: 3
519112039	Professional Educator License	08/15/2022	08/31/2022 (16.00)	Avg: 3

Group 4

Group 4 consists of each teacher whose last two performance evaluation ratings are Excellent as well as each teacher with two Excellent performance evaluation ratings out of the teachers last three performance evaluation ratings with a third rating of Satisfactory or Proficient.

	License	Date of Hire	Calculated Date of Hire	Score Average
51910280	Professional Educator License	08/21/1992	09/01/1992 (11.00)	Avg: 4
51910287	Professional Educator License	08/22/1997	09/15/1997 (24.00)	Avg: 4

51910307	Professional Educator License	08/13/2001	01/06/2003 (511.00)	Avg: 4
51910277	Professional Educator License	08/15/2005	08/15/2005 (0.00)	Avg: 4
51910285	Professional Educator License	08/15/2005	08/15/2005 (0.00)	Avg: 4
51955923	Professional Educator License	08/13/2018	09/06/2018 (24.00)	Avg: 4

Business (High School)

Group 1

Group 1 shall consist of each teacher who is not in contractual continued service and who (i) has not received a performance evaluation rating, (ii) is employed for one school term or less to replace a teacher on leave, or (iii) is employed on a part-time basis. "Part-time basis" for the purposes of this subsection (b) means a teacher who is employed to teach less than a full-day, teacher workload or less than 5 days of the normal student attendance week, unless otherwise provided for in a collective bargaining agreement between the district and the exclusive representative of the district's teachers. For the purposes of this Section, a teacher (A) who is employed as a full-time teacher but who actually teaches or is otherwise present and participating in the district's educational program for less than a school term or (B) who, in the immediately previous school term, was employed on a full-time basis and actually taught or was otherwise present and participated in the district's educational program for 120 days or more is not considered employed on a part-time basis.

	License	Date of Hire	Calculated Date of Hire	Score Average
519126751	Educator License with Stipulations	08/14/2023 212	08/14/2023 (0.00)	Avg: 0

Group 2

Group 2 consists of both tenured and non-tenured teachers with a Unsatisfactory or Needs Improvement performance evaluation rating in one of the last two performance evaluations)

	License	Date of Hire	Calculated Date of Hire	Score Average
--	---------	--------------	-------------------------	---------------

Group 3

Group 3 consists of both tenured and non-tenured teachers with a performance evaluation rating of at least Proficient on both of the last two evaluations (or only one performance evaluation if only one is available.)

	License	Date of Hire	Calculated Date of Hire	Score Average
--	---------	--------------	-------------------------	---------------

Group 4

Group 4 consists of each teacher whose last two performance evaluation ratings are Excellent as well as each teacher with two Excellent performance evaluation ratings out of the teachers last three performance evaluation ratings with a third rating of Satisfactory or Proficient.

	License	Date of Hire	Calculated Date of Hire	Score Average
51922736	Educator License with Stipulations Professional Educator License	09/19/1994	01/28/1995 (131.00)	Avg: 4
51910351	Professional Educator License	08/19/1996 213	09/08/1996 (20.00)	Avg: 4

51910410	Professional Educator License	08/13/1999	10/11/1999 (59.00)	Avg: 4
51910427	Professional Educator License	08/17/2007	11/19/2007 (94.00)	Avg: 4
51910367	Professional Educator License	08/15/2011	08/15/2011 (0.00)	Avg: 4

Business (Middle School)

Group 1

Group 1 shall consist of each teacher who is not in contractual continued service and who (i) has not received a performance evaluation rating, (ii) is employed for one school term or less to replace a teacher on leave, or (iii) is employed on a part-time basis. "Part-time basis" for the purposes of this subsection (b) means a teacher who is employed to teach less than a full-day, teacher workload or less than 5 days of the normal student attendance week, unless otherwise provided for in a collective bargaining agreement between the district and the exclusive representative of the district's teachers. For the purposes of this Section, a teacher (A) who is employed as a full-time teacher but who actually teaches or is otherwise present and participating in the district's educational program for less than a school term or (B) who, in the immediately previous school term, was employed on a full-time basis and actually taught or was otherwise present and participated in the district's educational program for 120 days or more is not considered employed on a part-time basis.

	License	Date of Hire	Calculated Date of Hire	Score Average
519126751	Educator License with Stipulations	08/14/2023	08/14/2023 (0.00)	Avg: 0

Group 2

Group 2 consists of both tenured and non-tenured teachers with a Unsatisfactory or Needs Improvement performance evaluation rating in one of the last two performance evaluations)

	License	Date of Hire	Calculated Date of Hire	Score Average
--	---------	--------------	-------------------------	---------------

Group 3

Group 3 consists of both tenured and non-tenured teachers with a performance evaluation rating of at least Proficient on both of the last two evaluations (or only one performance evaluation if only one is available.)

	License	Date of Hire	Calculated Date of Hire	Score Average
--	---------	--------------	-------------------------	---------------

Group 4

Group 4 consists of each teacher whose last two performance evaluation ratings are Excellent as well as each teacher with two Excellent performance evaluation ratings out of the teachers last three performance evaluation ratings with a third rating of Satisfactory or Proficient.

	License	Date of Hire	Calculated Date of Hire	Score Average
51922736	Educator License with Stipulations Professional Educator License	09/19/1994	01/28/1995 (131.00)	Avg: 4
51910378	Professional Educator License	08/19/1996	08/19/1996 (0.00)	Avg: 4

51910351	Professional Educator License	08/19/1996	09/08/1996 (20.00)	Avg: 4
51910410	Professional Educator License	08/13/1999	10/11/1999 (59.00)	Avg: 4

Co-operative Education

Group 1

Group 1 shall consist of each teacher who is not in contractual continued service and who (i) has not received a performance evaluation rating, (ii) is employed for one school term or less to replace a teacher on leave, or (iii) is employed on a part-time basis. "Part-time basis" for the purposes of this subsection (b) means a teacher who is employed to teach less than a full-day, teacher workload or less than 5 days of the normal student attendance week, unless otherwise provided for in a collective bargaining agreement between the district and the exclusive representative of the district's teachers. For the purposes of this Section, a teacher (A) who is employed as a full-time teacher but who actually teaches or is otherwise present and participating in the district's educational program for less than a school term or (B) who, in the immediately previous school term, was employed on a full-time basis and actually taught or was otherwise present and participated in the district's educational program for 120 days or more is not considered employed on a part-time basis.

	License	Date of Hire	Calculated Date of Hire	Score Average
--	---------	--------------	-------------------------	---------------

Group 2

Group 2 consists of both tenured and non-tenured teachers with a Unsatisfactory or Needs Improvement performance evaluation rating in one of the last two performance evaluations)

	License	Date of Hire	Calculated Date of Hire	Score Average
--	---------	--------------	-------------------------	---------------

Group 3

Group 3 consists of both tenured and non-tenured teachers with a performance evaluation rating of at least Proficient on both of the last two evaluations (or only one performance evaluation if only one is available.)

	License	Date of Hire	Calculated Date of Hire	Score Average
--	---------	--------------	-------------------------	---------------

Group 4

Group 4 consists of each teacher whose last two performance evaluation ratings are Excellent as well as each teacher with two Excellent performance evaluation ratings out of the teachers last three performance evaluation ratings with a third rating of Satisfactory or Proficient.

	License	Date of Hire	Calculated Date of Hire	Score Average
51910372	Professional Educator License	08/25/1994	08/25/1994 (0.00)	Avg: 4
51910338	Professional Educator License	08/25/1994	09/04/1994 (10.00)	Avg: 4
51910374	Professional Educator License	08/22/1997	08/22/1997 (0.00)	Avg: 4

College & Careers

Group 1

Group 1 shall consist of each teacher who is not in contractual continued service and who (i) has not received a performance evaluation rating, (ii) is employed for one school term or less to replace a teacher on leave, or (iii) is employed on a part-time

basis. "Part-time basis" for the purposes of this subsection (b) means a teacher who is employed to teach less than a full-day, teacher workload or less than 5 days of the normal student attendance week, unless otherwise provided for in a collective bargaining agreement between the district and the exclusive representative of the district's teachers. For the purposes of this Section, a teacher (A) who is employed as a full-time teacher but who actually teaches or is otherwise present and participating in the district's educational program for less than a school term or (B) who, in the immediately previous school term, was employed on a full-time basis and actually taught or was otherwise present and participated in the district's educational program for 120 days or more is not considered employed on a part-time basis.

	License	Date of Hire	Calculated Date of Hire	Score Average
--	----------------	---------------------	--------------------------------	----------------------

Group 2

Group 2 consists of both tenured and non-tenured teachers with a Unsatisfactory or Needs Improvement performance evaluation rating in one of the last two performance evaluations)

	License	Date of Hire	Calculated Date of Hire	Score Average
--	----------------	---------------------	--------------------------------	----------------------

Group 3

Group 3 consists of both tenured and non-tenured teachers with a performance evaluation rating of at least Proficient on both of the last two evaluations (or only one performance evaluation if only one is available.)

	License	Date of Hire	Calculated Date of Hire	Score Average
--	----------------	---------------------	--------------------------------	----------------------

Group 4

Group 4 consists of each teacher whose last two performance evaluation ratings are Excellent as well as each teacher with two Excellent performance evaluation ratings out of the teachers last three performance evaluation ratings with a third rating of Satisfactory or Proficient.

	License	Date of Hire	Calculated Date of Hire	Score Average
--	---------	--------------	-------------------------	---------------

Computer Literacy/Technology

Group 1

Group 1 shall consist of each teacher who is not in contractual continued service and who (i) has not received a performance evaluation rating, (ii) is employed for one school term or less to replace a teacher on leave, or (iii) is employed on a part-time basis. "Part-time basis" for the purposes of this subsection (b) means a teacher who is employed to teach less than a full-day, teacher workload or less than 5 days of the normal student attendance week, unless otherwise provided for in a collective bargaining agreement between the district and the exclusive representative of the district's teachers. For the purposes of this Section, a teacher (A) who is employed as a full-time teacher but who actually teaches or is otherwise present and participating in the district's educational program for less than a school term or (B) who, in the immediately previous school term, was employed on a full-time basis and actually taught or was otherwise present and participated in the district's educational program for 120 days or more is not considered employed on a part-time basis.

	License	Date of Hire	Calculated Date of Hire	Score Average
--	---------	--------------	-------------------------	---------------

Group 2

Group 2 consists of both tenured and non-tenured teachers with a Unsatisfactory or Needs Improvement performance evaluation rating in one of the last two performance evaluations)

	License	Date of Hire	Calculated Date of Hire	Score Average
--	---------	--------------	-------------------------	---------------

Group 3

Group 3 consists of both tenured and non-tenured teachers with a performance evaluation rating of at least Proficient on both of the last two evaluations (or only one performance evaluation if only one is available.)

	License	Date of Hire	Calculated Date of Hire	Score Average
--	---------	--------------	-------------------------	---------------

Group 4

Group 4 consists of each teacher whose last two performance evaluation ratings are Excellent as well as each teacher with two Excellent performance evaluation ratings out of the teachers last three performance evaluation ratings with a third rating of Satisfactory or Proficient.

	License	Date of Hire	Calculated Date of Hire	Score Average
51910410	Professional Educator License	08/13/1999	10/11/1999 (59.00)	Avg: 4

Counselor

Group 1

Group 1 shall consist of each teacher who is not in contractual continued service and who (i) has not received a performance evaluation rating, (ii) is employed for one school term or less to replace a teacher on leave, or (iii) is employed on a part-time basis. "Part-time basis" for the purposes of this subsection (b) means a teacher who is employed to teach less than a full-day, teacher workload or less than 5 days of the normal student attendance week, unless otherwise provided for in a collective bargaining agreement between the district and the exclusive representative of the district's teachers. For the purposes of this Section, a teacher (A) who is employed as a full-time teacher but who actually teaches or is otherwise present and participating in the district's educational program for less than a school term or (B) who, in the immediately previous school term, was employed on a full-time basis and actually taught or was otherwise present and participated in the district's educational program for 120 days or more is not considered employed on a part-time basis.

	License	Date of Hire	Calculated Date of Hire	Score Average
--	---------	--------------	-------------------------	---------------

519126758	Professional Educator License	08/14/2023	08/14/2023 (0.00)	Avg: 0
-----------	-------------------------------	------------	-------------------	--------

Group 2

Group 2 consists of both tenured and non-tenured teachers with a Unsatisfactory or Needs Improvement performance evaluation rating in one of the last two performance evaluations)

	License	Date of Hire	Calculated Date of Hire	Score Average
--	---------	--------------	-------------------------	---------------

Group 3

Group 3 consists of both tenured and non-tenured teachers with a performance evaluation rating of at least Proficient on both of the last two evaluations (or only one performance evaluation if only one is available.)

	License	Date of Hire	Calculated Date of Hire	Score Average
51910377	Professional Educator License	05/21/2007	05/21/2007 (0.00)	Avg: 3
51998247	Professional Educator License	08/16/2021	08/16/2021 (0.00)	Avg: 3.5
519112043	Professional Educator License	08/15/2022	08/15/2022 (0.00)	Avg: 3

Group 4

Group 4 consists of each teacher whose last two performance evaluation ratings are Excellent as well as each teacher with two Excellent performance evaluation ratings out of the teachers last three performance evaluation ratings with a third rating of Satisfactory or Proficient.

	License	Date of Hire	Calculated Date of Hire	Score Average
51910429		08/14/2023	08/14/2023 (0.00)	Avg: 4

District Technology Coordinator

Group 1

Group 1 shall consist of each teacher who is not in contractual continued service and who (i) has not received a performance evaluation rating, (ii) is employed for one school term or less to replace a teacher on leave, or (iii) is employed on a part-time basis. "Part-time basis" for the purposes of this subsection (b) means a teacher who is employed to teach less than a full-day, teacher workload or less than 5 days of the normal student attendance week, unless otherwise provided for in a collective bargaining agreement between the district and the exclusive representative of the district's teachers. For the purposes of this Section, a teacher (A) who is employed as a full-time teacher but who actually teaches or is otherwise present and participating in the district's educational program for less than a school term or (B) who, in the immediately previous school term, was employed on a full-time basis and actually taught or was otherwise present and participated in the district's educational program for 120 days or more is not considered employed on a part-time basis.

	License	Date of Hire	Calculated Date of Hire	Score Average
--	---------	--------------	-------------------------	---------------

Group 2

Group 2 consists of both tenured and non-tenured teachers with a Unsatisfactory or Needs Improvement performance evaluation rating in one of the last two performance evaluations)

	License	Date of Hire	Calculated Date of Hire	Score Average
--	---------	--------------	-------------------------	---------------

Group 3

Group 3 consists of both tenured and non-tenured teachers with a performance evaluation rating of at least Proficient on both of the last two evaluations (or only one performance evaluation if only one is available.)

	License	Date of Hire	Calculated Date of Hire	Score Average
--	---------	--------------	-------------------------	---------------

Group 4

Group 4 consists of each teacher whose last two performance evaluation ratings are Excellent as well as each teacher with two Excellent performance evaluation ratings out of the teachers last three performance evaluation ratings with a third rating of Satisfactory or Proficient.

	License	Date of Hire	Calculated Date of Hire	Score Average
--	---------	--------------	-------------------------	---------------

Driver Education

Group 1

Group 1 shall consist of each teacher who is not in contractual continued service and who (i) has not received a performance evaluation rating, (ii) is employed for one school term or less to replace a teacher on leave, or (iii) is employed on a part-time basis. "Part-time basis" for the purposes of this subsection (b) means a teacher who is employed to teach less than a full-day, teacher workload or less than 5 days of the normal student attendance week, unless otherwise provided for in a collective bargaining agreement between the district and the exclusive representative of the district's teachers. For the purposes of this Section, a teacher (A) who is employed as a full-time teacher but who actually teaches or is otherwise present and participating in the district's educational program for less than a school term or (B) who, in the immediately previous school term, was employed on a full-time basis and actually taught or was otherwise present and participated in the district's educational program for 120 days or more is not considered employed on a part-time basis.

	License	Date of Hire	Calculated Date of Hire	Score Average
519126708		08/14/2023	08/14/2023 (0.00)	Avg: 0

519126721	Professional Educator License	08/14/2023	08/14/2023 (0.00)	Avg: 0
-----------	-------------------------------	------------	-------------------	--------

Group 2

Group 2 consists of both tenured and non-tenured teachers with a Unsatisfactory or Needs Improvement performance evaluation rating in one of the last two performance evaluations)

	License	Date of Hire	Calculated Date of Hire	Score Average
--	---------	--------------	-------------------------	---------------

Group 3

Group 3 consists of both tenured and non-tenured teachers with a performance evaluation rating of at least Proficient on both of the last two evaluations (or only one performance evaluation if only one is available.)

	License	Date of Hire	Calculated Date of Hire	Score Average
51998251	Professional Educator License	08/16/2021	08/16/2021 (0.00)	Avg: 3.5

Group 4

Group 4 consists of each teacher whose last two performance evaluation ratings are Excellent as well as each teacher with two Excellent performance evaluation ratings out of the teachers last three performance evaluation ratings with a third rating of Satisfactory or Proficient.

	License	Date of Hire	Calculated Date of Hire	Score Average
51910346	Professional Educator License	08/24/1998	08/24/1998 (0.00)	Avg: 4
51910375	Professional Educator License	08/14/2000	08/14/2000 (0.00)	Avg: 4
51910358	Professional Educator License	08/15/2011	08/15/2011 (0.00)	Avg: 4
51910413	Professional Educator License	08/13/2012	08/13/2012 (0.00)	Avg: 4

Early Childhood Pre-K

Group 1

Group 1 shall consist of each teacher who is not in contractual continued service and who (i) has not received a performance evaluation rating, (ii) is employed for one school term or less to replace a teacher on leave, or (iii) is employed on a part-time basis. "Part-time basis" for the purposes of this subsection (b) means a teacher who is employed to teach less than a full-day, teacher workload or less than 5 days of the normal student attendance week, unless otherwise provided for in a collective bargaining agreement between the district and the exclusive representative of the district's teachers. For the purposes of this Section, a teacher (A) who is employed as a full-time teacher but who actually teaches or is otherwise present and participating in the district's educational program for less than a school term or (B) who, in the immediately previous school term, was employed on a full-time basis and actually taught or was otherwise present and participated in the district's educational program for 120 days or more is not considered employed on a part-time basis.

	License	Date of Hire	Calculated Date of Hire	Score Average
--	---------	--------------	-------------------------	---------------

Group 2

Group 2 consists of both tenured and non-tenured teachers with a Unsatisfactory or Needs Improvement performance evaluation rating in one of the last two performance evaluations)

	License	Date of Hire	Calculated Date of Hire	Score Average
--	---------	--------------	-------------------------	---------------

Group 3

Group 3 consists of both tenured and non-tenured teachers with a performance evaluation rating of at least Proficient on both of the last two evaluations (or only one performance evaluation if only one is available.)

	License	Date of Hire	Calculated Date of Hire	Score Average
51974963	Professional Educator License	08/12/2019	08/12/2019 (0.00)	Avg: 3
51974965	Professional Educator License	08/12/2019	08/12/2019 (0.00)	Avg: 3
519112041	Professional Educator License	08/15/2022	08/15/2022 (0.00)	Avg: 3
519112039	Professional Educator License	08/15/2022	08/31/2022 (16.00)	Avg: 3

Group 4

Group 4 consists of each teacher whose last two performance evaluation ratings are Excellent as well as each teacher with

two Excellent performance evaluation ratings out of the teachers last three performance evaluation ratings with a third rating of Satisfactory or Proficient.

	License	Date of Hire	Calculated Date of Hire	Score Average
51910277	Professional Educator License	08/15/2005	08/15/2005 (0.00)	Avg: 4
51955923	Professional Educator License	08/13/2018	09/06/2018 (24.00)	Avg: 4

Early Childhood Special Education

Group 1

Group 1 shall consist of each teacher who is not in contractual continued service and who (i) has not received a performance evaluation rating, (ii) is employed for one school term or less to replace a teacher on leave, or (iii) is employed on a part-time basis. "Part-time basis" for the purposes of this subsection (b) means a teacher who is employed to teach less than a full-day, teacher workload or less than 5 days of the normal student attendance week, unless otherwise provided for in a collective bargaining agreement between the district and the exclusive representative of the district's teachers. For the purposes of this Section, a teacher (A) who is employed as a full-time teacher but who actually teaches or is otherwise present and participating in the district's educational program for less than a school term or (B) who, in the immediately previous school term, was employed on a full-time basis and actually taught or was otherwise present and participated in the district's educational program for 120 days or more is not considered employed on a part-time basis.

	License	Date of Hire	Calculated Date of Hire	Score Average
--	---------	--------------	-------------------------	---------------

Group 2

Group 2 consists of both tenured and non-tenured teachers with a Unsatisfactory or Needs Improvement performance evaluation rating in one of the last two performance evaluations)

	License	Date of Hire	Calculated Date of Hire	Score Average
--	---------	--------------	-------------------------	---------------

Group 3

Group 3 consists of both tenured and non-tenured teachers with a performance evaluation rating of at least Proficient on both of the last two evaluations (or only one performance evaluation if only one is available.)

	License	Date of Hire	Calculated Date of Hire	Score Average
51998243	Professional Educator License	08/16/2021	08/16/2021 (0.00)	Avg: 3
519112039	Professional Educator License	08/15/2022	08/31/2022 (16.00)	Avg: 3

Group 4

Group 4 consists of each teacher whose last two performance evaluation ratings are Excellent as well as each teacher with two Excellent performance evaluation ratings out of the teachers last three performance evaluation ratings with a third rating of Satisfactory or Proficient.

	License	Date of Hire	Calculated Date of Hire	Score Average
51910445	Professional Educator License	08/20/1994	08/20/1994 (0.00)	Avg: 4

51910456	Professional Educator License	08/14/2006	08/14/2006 (0.00)	Avg: 4
----------	-------------------------------	------------	-------------------	--------

Elementary Self Contained

Group 1

Group 1 shall consist of each teacher who is not in contractual continued service and who (i) has not received a performance evaluation rating, (ii) is employed for one school term or less to replace a teacher on leave, or (iii) is employed on a part-time basis. "Part-time basis" for the purposes of this subsection (b) means a teacher who is employed to teach less than a full-day, teacher workload or less than 5 days of the normal student attendance week, unless otherwise provided for in a collective bargaining agreement between the district and the exclusive representative of the district's teachers. For the purposes of this Section, a teacher (A) who is employed as a full-time teacher but who actually teaches or is otherwise present and participating in the district's educational program for less than a school term or (B) who, in the immediately previous school term, was employed on a full-time basis and actually taught or was otherwise present and participated in the district's educational program for 120 days or more is not considered employed on a part-time basis.

	License	Date of Hire	Calculated Date of Hire	Score Average
519126672	Professional Educator License	08/14/2023	08/14/2023 (0.00)	Avg: 0
519126674	Professional Educator License	08/14/2023	08/14/2023 (0.00)	Avg: 0
519126702	Professional Educator License	08/14/2023	08/14/2023 (0.00)	Avg: 0
519126703	Professional Educator License	08/14/2023	08/14/2023 (0.00)	Avg: 0

519126749	Professional Educator License	08/14/2023	08/14/2023 (0.00)	Avg: 0
-----------	-------------------------------	------------	-------------------	--------

Group 2

Group 2 consists of both tenured and non-tenured teachers with a Unsatisfactory or Needs Improvement performance evaluation rating in one of the last two performance evaluations)

	License	Date of Hire	Calculated Date of Hire	Score Average
--	---------	--------------	-------------------------	---------------

Group 3

Group 3 consists of both tenured and non-tenured teachers with a performance evaluation rating of at least Proficient on both of the last two evaluations (or only one performance evaluation if only one is available.)

	License	Date of Hire	Calculated Date of Hire	Score Average
51910377	Professional Educator License	05/21/2007	05/21/2007 (0.00)	Avg: 3
51913167	Professional Educator License	08/12/2013	01/03/2014 (144.00)	Avg: 3
51918483	Professional Educator License	08/10/2015	09/02/2015 (23.00)	Avg: 3.5

51955926	Professional Educator License	08/13/2018	08/13/2018 (0.00)	Avg: 3.5
51955929	Professional Educator License	08/13/2018	08/13/2018 (0.00)	Avg: 3
51959262	Professional Educator License	08/13/2018	08/13/2018 (0.00)	Avg: 3
51974965	Professional Educator License	08/12/2019	08/12/2019 (0.00)	Avg: 3
51998256	Professional Educator License	08/16/2021	08/16/2021 (0.00)	Avg: 3
51998253	Professional Educator License	08/16/2021	08/16/2021 (0.00)	Avg: 3
51998243	Professional Educator License	08/16/2021	08/16/2021 (0.00)	Avg: 3
51998248	Professional Educator License	08/16/2021	08/16/2021 (0.00)	Avg: 3
51999603	Professional Educator License	09/16/2021	09/16/2021 (0.00)	Avg: 3

51929449	Professional Educator License	08/15/2022	08/15/2022 (0.00)	Avg: 3
519112035	Professional Educator License	08/15/2022	08/15/2022 (0.00)	Avg: 3
519112038	Professional Educator License	08/15/2022	08/15/2022 (0.00)	Avg: 3
519112040	Professional Educator License	08/15/2022	08/15/2022 (0.00)	Avg: 3
519112041	Professional Educator License	08/15/2022	08/15/2022 (0.00)	Avg: 3
519112042	Professional Educator License	08/15/2022	08/15/2022 (0.00)	Avg: 3
51917846	Professional Educator License	08/14/2023	08/14/2023 (0.00)	Avg: 4

Group 4

Group 4 consists of each teacher whose last two performance evaluation ratings are Excellent as well as each teacher with two Excellent performance evaluation ratings out of the teachers last three performance evaluation ratings with a third rating of Satisfactory or Proficient.

	License	Date of Hire	Calculated Date of Hire	Score Average
51910283	Professional Educator License	08/24/1990	01/26/1991 (155.00)	Avg: 4
51910324	Professional Educator License	08/21/1991	08/21/1991 (0.00)	Avg: 4
51910281	Professional Educator License	08/21/1991	11/02/1991 (73.00)	Avg: 4
51910426	Professional Educator License	08/17/1992	08/17/1992 (0.00)	Avg: 4
51910280	Professional Educator License	08/21/1992	09/01/1992 (11.00)	Avg: 4
51913162	Professional Educator License	08/17/1992	09/08/1992 (22.00)	Avg: 4
51910439	Professional Educator License	08/24/1995	08/26/1995 (2.00)	Avg: 4
51910418	Professional Educator License	08/19/1996	08/25/1996 (6.00)	Avg: 4

51910433	Professional Educator License	08/18/1997	12/30/1997 (134.00)	Avg: 4
51910295	Professional Educator License	08/24/1998	03/30/1999 (218.00)	Avg: 4
51910298	Professional Educator License	08/24/1998	04/07/1999 (226.00)	Avg: 4
51910309	Professional Educator License	08/21/2000	08/21/2000 (0.00)	Avg: 4
51910432	Professional Educator License	08/14/2000	09/30/2000 (47.00)	Avg: 4
51910415	Professional Educator License	08/13/2001	08/13/2001 (0.00)	Avg: 4
51910311	Professional Educator License	08/13/2001	08/13/2001 (0.00)	Avg: 4
51910307	Professional Educator License	08/13/2001	01/06/2003 (511.00)	Avg: 4
51910299	Professional Educator License	08/12/2002	07/19/2003 (341.00)	Avg: 4

51910306	Professional Educator License	08/11/2004	08/11/2004 (0.00)	Avg: 4
51910293	Professional Educator License	08/19/2004	08/19/2004 (0.00)	Avg: 4
51910408	Professional Educator License	08/12/2004	11/01/2004 (81.00)	Avg: 4
51910289	Professional Educator License	08/15/2005	08/15/2005 (0.00)	Avg: 4
51910285	Professional Educator License	08/15/2005	08/15/2005 (0.00)	Avg: 4
51910300	Professional Educator License	08/15/2005	08/17/2005 (2.00)	Avg: 4
51910422	Professional Educator License	08/15/2005	10/20/2005 (66.00)	Avg: 4
51910326	Professional Educator License	08/15/2005	01/31/2006 (169.00)	Avg: 4
51910409	Professional Educator License	08/13/2007	08/13/2007 (0.00)	Avg: 4

51910304	Professional Educator License	08/13/2007	08/13/2007 (0.00)	Avg: 4
51910431	Professional Educator License	08/13/2007	08/14/2007 (1.00)	Avg: 4
51910294	Professional Educator License	08/13/2007	09/24/2007 (42.00)	Avg: 4
51910314	Professional Educator License	08/11/2008	02/07/2009 (180.00)	Avg: 4
51910404	Professional Educator License	08/17/2009	09/11/2009 (25.00)	Avg: 4
51910428	Professional Educator License	08/15/2011	08/15/2011 (0.00)	Avg: 4
51910421	Professional Educator License	08/13/2012	12/25/2012 (134.00)	Avg: 4
51913161	Professional Educator License	08/11/2014	08/13/2014 (2.00)	Avg: 4
51910292	Professional Educator License	08/11/2014	08/19/2014 (8.00)	Avg: 4

51917845	Professional Educator License	08/10/2015	08/10/2015 (0.00)	Avg: 4
51917841	Professional Educator License	08/10/2015	08/20/2015 (10.00)	Avg: 4
51955925	Professional Educator License	08/13/2018	08/13/2018 (0.00)	Avg: 4
51955928	Professional Educator License	08/13/2018	08/13/2018 (0.00)	Avg: 4
51955924	Professional Educator License	08/13/2018	08/14/2018 (1.00)	Avg: 4
51974955	Professional Educator License	08/12/2019	08/12/2019 (0.00)	Avg: 4
51974959	Professional Educator License	08/12/2019	08/12/2019 (0.00)	Avg: 4
51974962	Professional Educator License	08/12/2019	08/12/2019 (0.00)	Avg: 4
51974961	Professional Educator License	08/12/2019	08/14/2019 (2.00)	Avg: 4

51982152	Professional Educator License	08/27/2020	08/27/2020 (0.00)	Avg: 4
----------	-------------------------------	------------	-------------------	--------

English

Group 1

Group 1 shall consist of each teacher who is not in contractual continued service and who (i) has not received a performance evaluation rating, (ii) is employed for one school term or less to replace a teacher on leave, or (iii) is employed on a part-time basis. "Part-time basis" for the purposes of this subsection (b) means a teacher who is employed to teach less than a full-day, teacher workload or less than 5 days of the normal student attendance week, unless otherwise provided for in a collective bargaining agreement between the district and the exclusive representative of the district's teachers. For the purposes of this Section, a teacher (A) who is employed as a full-time teacher but who actually teaches or is otherwise present and participating in the district's educational program for less than a school term or (B) who, in the immediately previous school term, was employed on a full-time basis and actually taught or was otherwise present and participated in the district's educational program for 120 days or more is not considered employed on a part-time basis.

	License	Date of Hire	Calculated Date of Hire	Score Average
--	---------	--------------	-------------------------	---------------

Group 2

Group 2 consists of both tenured and non-tenured teachers with a Unsatisfactory or Needs Improvement performance evaluation rating in one of the last two performance evaluations)

	License	Date of Hire	Calculated Date of Hire	Score Average
--	---------	--------------	-------------------------	---------------

Group 3

Group 3 consists of both tenured and non-tenured teachers with a performance evaluation rating of at least Proficient on both of the last two evaluations (or only one performance evaluation if only one is available.)

	License	Date of Hire	Calculated Date of Hire	Score Average
51959261	Professional Educator License	08/13/2018	08/13/2018 (0.00)	Avg: 3.5

Group 4

Group 4 consists of each teacher whose last two performance evaluation ratings are Excellent as well as each teacher with two Excellent performance evaluation ratings out of the teachers last three performance evaluation ratings with a third rating of Satisfactory or Proficient.

	License	Date of Hire	Calculated Date of Hire	Score Average
51910346	Professional Educator License	08/24/1998	08/24/1998 (0.00)	Avg: 4
51910348	Professional Educator License	08/15/2005	08/29/2005 (14.00)	Avg: 3.5
51910376	Professional Educator License	08/13/2007	08/13/2007 (0.00)	Avg: 4
51910427	Professional Educator License	08/17/2007	11/19/2007 (94.00)	Avg: 4

51910367	Professional Educator License	08/15/2011	08/15/2011 (0.00)	Avg: 4
51910369	Professional Educator License	08/11/2014	08/11/2014 (0.00)	Avg: 4
51929444	Professional Educator License	08/15/2016	08/15/2016 (0.00)	Avg: 4
51974962	Professional Educator License	08/12/2019	08/12/2019 (0.00)	Avg: 4
51910349	Professional Educator License	08/15/2022	08/15/2022 (0.00)	Avg: 4

Family & Consumer Science

Group 1

Group 1 shall consist of each teacher who is not in contractual continued service and who (i) has not received a performance evaluation rating, (ii) is employed for one school term or less to replace a teacher on leave, or (iii) is employed on a part-time basis. "Part-time basis" for the purposes of this subsection (b) means a teacher who is employed to teach less than a full-day, teacher workload or less than 5 days of the normal student attendance week, unless otherwise provided for in a collective bargaining agreement between the district and the exclusive representative of the district's teachers. For the purposes of this Section, a teacher (A) who is employed as a full-time teacher but who actually teaches or is otherwise present and participating in the district's educational program for less than a school term or (B) who, in the immediately previous school term, was employed on a full-time basis and actually taught or was otherwise present and participated in the district's educational program for 120 days or more is not considered employed on a part-time basis.

	License	Date of Hire	Calculated Date of Hire	Score Average
--	---------	--------------	-------------------------	---------------

Group 2

Group 2 consists of both tenured and non-tenured teachers with a Unsatisfactory or Needs Improvement performance evaluation rating in one of the last two performance evaluations)

	License	Date of Hire	Calculated Date of Hire	Score Average
--	---------	--------------	-------------------------	---------------

Group 3

Group 3 consists of both tenured and non-tenured teachers with a performance evaluation rating of at least Proficient on both of the last two evaluations (or only one performance evaluation if only one is available.)

	License	Date of Hire	Calculated Date of Hire	Score Average
--	---------	--------------	-------------------------	---------------

Group 4

Group 4 consists of each teacher whose last two performance evaluation ratings are Excellent as well as each teacher with two Excellent performance evaluation ratings out of the teachers last three performance evaluation ratings with a third rating of Satisfactory or Proficient.

	License	Date of Hire	Calculated Date of Hire	Score Average
51910338	Professional Educator License	08/25/1994	09/04/1994 (10.00)	Avg: 4
51910378	Professional Educator License	08/19/1996	08/19/1996 (0.00)	Avg: 4

519109550	Professional Educator License	08/15/2022	08/15/2022 (0.00)	Avg: 4
-----------	-------------------------------	------------	-------------------	--------

Health

Group 1

Group 1 shall consist of each teacher who is not in contractual continued service and who (i) has not received a performance evaluation rating, (ii) is employed for one school term or less to replace a teacher on leave, or (iii) is employed on a part-time basis. "Part-time basis" for the purposes of this subsection (b) means a teacher who is employed to teach less than a full-day, teacher workload or less than 5 days of the normal student attendance week, unless otherwise provided for in a collective bargaining agreement between the district and the exclusive representative of the district's teachers. For the purposes of this Section, a teacher (A) who is employed as a full-time teacher but who actually teaches or is otherwise present and participating in the district's educational program for less than a school term or (B) who, in the immediately previous school term, was employed on a full-time basis and actually taught or was otherwise present and participated in the district's educational program for 120 days or more is not considered employed on a part-time basis.

	License	Date of Hire	Calculated Date of Hire	Score Average
519126708		08/14/2023	08/14/2023 (0.00)	Avg: 0
519126710	Professional Educator License	08/14/2023	08/14/2023 (0.00)	Avg: 0
519126721	Professional Educator License	08/14/2023	08/14/2023 (0.00)	Avg: 0

Group 2

Group 2 consists of both tenured and non-tenured teachers with a Unsatisfactory or Needs Improvement performance evaluation rating in one of the last two performance evaluations) 242

	License	Date of Hire	Calculated Date of Hire	Score Average
--	---------	--------------	-------------------------	---------------

Group 3

Group 3 consists of both tenured and non-tenured teachers with a performance evaluation rating of at least Proficient on both of the last two evaluations (or only one performance evaluation if only one is available.)

	License	Date of Hire	Calculated Date of Hire	Score Average
--	---------	--------------	-------------------------	---------------

Group 4

Group 4 consists of each teacher whose last two performance evaluation ratings are Excellent as well as each teacher with two Excellent performance evaluation ratings out of the teachers last three performance evaluation ratings with a third rating of Satisfactory or Proficient.

	License	Date of Hire	Calculated Date of Hire	Score Average
51910358	Professional Educator License	08/15/2011	08/15/2011 (0.00)	Avg: 4

Industrial Technology Teacher

Group 1

Group 1 shall consist of each teacher who is not in contractual continued service and who (i) has not received a performance evaluation rating, (ii) is employed for one school term or less to replace a teacher on leave, or (iii) is employed on a part-time basis. "Part-time basis" for the purposes of this subsection (b) means a teacher who is employed to teach less than a full-day, teacher workload or less than 5 days of the normal student attendance week, unless otherwise provided for in a collective bargaining agreement between the district and the exclusive representative of the district's teachers. For the purposes of this Section, a teacher (A) who is employed as a full-time teacher but ²⁴³ actually teaches or is otherwise present and

participating in the district's educational program for less than a school term or (B) who, in the immediately previous school term, was employed on a full-time basis and actually taught or was otherwise present and participated in the district's educational program for 120 days or more is not considered employed on a part-time basis.

	License	Date of Hire	Calculated Date of Hire	Score Average
--	---------	--------------	-------------------------	---------------

Group 2

Group 2 consists of both tenured and non-tenured teachers with a Unsatisfactory or Needs Improvement performance evaluation rating in one of the last two performance evaluations)

	License	Date of Hire	Calculated Date of Hire	Score Average
--	---------	--------------	-------------------------	---------------

Group 3

Group 3 consists of both tenured and non-tenured teachers with a performance evaluation rating of at least Proficient on both of the last two evaluations (or only one performance evaluation if only one is available.)

	License	Date of Hire	Calculated Date of Hire	Score Average
--	---------	--------------	-------------------------	---------------

Group 4

Group 4 consists of each teacher whose last two performance evaluation ratings are Excellent as well as each teacher with two Excellent performance evaluation ratings out of the teachers last three performance evaluation ratings with a third rating of Satisfactory or Proficient.

	License	Date of Hire	Calculated Date of Hire	Score Average
--	---------	--------------	-------------------------	---------------

51910339	Educator License with Stipulations Professional Educator License	08/21/1991	08/29/1991 (8.00)	Avg: 4
----------	---------------------------------------------------------------------------------	------------	-------------------	--------

Instructional Technology Coach

Group 1

Group 1 shall consist of each teacher who is not in contractual continued service and who (i) has not received a performance evaluation rating, (ii) is employed for one school term or less to replace a teacher on leave, or (iii) is employed on a part-time basis. "Part-time basis" for the purposes of this subsection (b) means a teacher who is employed to teach less than a full-day, teacher workload or less than 5 days of the normal student attendance week, unless otherwise provided for in a collective bargaining agreement between the district and the exclusive representative of the district's teachers. For the purposes of this Section, a teacher (A) who is employed as a full-time teacher but who actually teaches or is otherwise present and participating in the district's educational program for less than a school term or (B) who, in the immediately previous school term, was employed on a full-time basis and actually taught or was otherwise present and participated in the district's educational program for 120 days or more is not considered employed on a part-time basis.

	License	Date of Hire	Calculated Date of Hire	Score Average
--	---------	--------------	-------------------------	---------------

Group 2

Group 2 consists of both tenured and non-tenured teachers with a Unsatisfactory or Needs Improvement performance evaluation rating in one of the last two performance evaluations)

	License	Date of Hire	Calculated Date of Hire	Score Average
--	---------	--------------	-------------------------	---------------

Group 3

Group 3 consists of both tenured and non-tenured teachers with a performance evaluation rating of at least Proficient on both of the last two evaluations (or only one performance evaluation if only one is available.)

	License	Date of Hire	Calculated Date of Hire	Score Average
--	---------	--------------	-------------------------	---------------

Group 4

Group 4 consists of each teacher whose last two performance evaluation ratings are Excellent as well as each teacher with two Excellent performance evaluation ratings out of the teachers last three performance evaluation ratings with a third rating of Satisfactory or Proficient.

	License	Date of Hire	Calculated Date of Hire	Score Average
51910341	Professional Educator License	08/15/2005	08/15/2005 (0.00)	Avg: 4

JROTC Instructor

Group 1

Group 1 shall consist of each teacher who is not in contractual continued service and who (i) has not received a performance evaluation rating, (ii) is employed for one school term or less to replace a teacher on leave, or (iii) is employed on a part-time basis. "Part-time basis" for the purposes of this subsection (b) means a teacher who is employed to teach less than a full-day, teacher workload or less than 5 days of the normal student attendance week, unless otherwise provided for in a collective bargaining agreement between the district and the exclusive representative of the district's teachers. For the purposes of this Section, a teacher (A) who is employed as a full-time teacher but who actually teaches or is otherwise present and participating in the district's educational program for less than a school term or (B) who, in the immediately previous school term, was employed on a full-time basis and actually taught or was otherwise present and participated in the district's educational program for 120 days or more is not considered employed on a part-time basis.

	License	Date of Hire	Calculated Date of Hire	Score Average
--	---------	--------------	-------------------------	---------------

Group 2

Group 2 consists of both tenured and non-tenured teachers with a Unsatisfactory or Needs Improvement performance evaluation rating in one of the last two performance evaluations)

	License	Date of Hire	Calculated Date of Hire	Score Average
--	---------	--------------	-------------------------	---------------

Group 3

Group 3 consists of both tenured and non-tenured teachers with a performance evaluation rating of at least Proficient on both of the last two evaluations (or only one performance evaluation if only one is available.)

	License	Date of Hire	Calculated Date of Hire	Score Average
--	---------	--------------	-------------------------	---------------

Group 4

Group 4 consists of each teacher whose last two performance evaluation ratings are Excellent as well as each teacher with two Excellent performance evaluation ratings out of the teachers last three performance evaluation ratings with a third rating of Satisfactory or Proficient.

	License	Date of Hire	Calculated Date of Hire	Score Average
51915003	Educator License with Stipulations	07/18/2011	07/18/2011 (0.00)	Avg: 4

51917868	Educator License with Stipulations	08/10/2015	08/10/2015 (0.00)	Avg: 4
----------	------------------------------------	------------	-------------------	--------

Language Arts (Middle School)

Group 1

Group 1 shall consist of each teacher who is not in contractual continued service and who (i) has not received a performance evaluation rating, (ii) is employed for one school term or less to replace a teacher on leave, or (iii) is employed on a part-time basis. "Part-time basis" for the purposes of this subsection (b) means a teacher who is employed to teach less than a full-day, teacher workload or less than 5 days of the normal student attendance week, unless otherwise provided for in a collective bargaining agreement between the district and the exclusive representative of the district's teachers. For the purposes of this Section, a teacher (A) who is employed as a full-time teacher but who actually teaches or is otherwise present and participating in the district's educational program for less than a school term or (B) who, in the immediately previous school term, was employed on a full-time basis and actually taught or was otherwise present and participated in the district's educational program for 120 days or more is not considered employed on a part-time basis.

	License	Date of Hire	Calculated Date of Hire	Score Average
--	---------	--------------	-------------------------	---------------

Group 2

Group 2 consists of both tenured and non-tenured teachers with a Unsatisfactory or Needs Improvement performance evaluation rating in one of the last two performance evaluations)

	License	Date of Hire	Calculated Date of Hire	Score Average
--	---------	--------------	-------------------------	---------------

Group 3

Group 3 consists of both tenured and non-tenured teachers with a performance evaluation rating of at least Proficient on both of the last two evaluations (or only one performance evaluation if only one is available.)

	License	Date of Hire	Calculated Date of Hire	Score Average
51955926	Professional Educator License	08/13/2018	08/13/2018 (0.00)	Avg: 3.5
51955929	Professional Educator License	08/13/2018	08/13/2018 (0.00)	Avg: 3
51959261	Professional Educator License	08/13/2018	08/13/2018 (0.00)	Avg: 3.5
51998256	Professional Educator License	08/16/2021	08/16/2021 (0.00)	Avg: 3

Group 4

Group 4 consists of each teacher whose last two performance evaluation ratings are Excellent as well as each teacher with two Excellent performance evaluation ratings out of the teachers last three performance evaluation ratings with a third rating of Satisfactory or Proficient.

	License	Date of Hire	Calculated Date of Hire	Score Average
51910281	Professional Educator License	08/21/1991	11/02/1991 (73.00)	Avg: 4

51910426	Professional Educator License	08/17/1992	08/17/1992 (0.00)	Avg: 4
51910280	Professional Educator License	08/21/1992	09/01/1992 (11.00)	Avg: 4
51913162	Professional Educator License	08/17/1992	09/08/1992 (22.00)	Avg: 4
51910425	Professional Educator License	01/12/1993	01/12/1993 (0.00)	Avg: 4
51910313	Professional Educator License	08/26/1996	03/27/1997 (213.00)	Avg: 4
51910346	Professional Educator License	08/24/1998	08/24/1998 (0.00)	Avg: 4
51910370	Professional Educator License	08/14/2000	08/14/2000 (0.00)	Avg: 4
51910306	Professional Educator License	08/11/2004	08/11/2004 (0.00)	Avg: 4
51910408	Professional Educator License	08/12/2004	11/01/2004 (81.00)	Avg: 4

51910422	Professional Educator License	08/15/2005	10/20/2005 (66.00)	Avg: 4
51910304	Professional Educator License	08/13/2007	08/13/2007 (0.00)	Avg: 4
51910376	Professional Educator License	08/13/2007	08/13/2007 (0.00)	Avg: 4
51910409	Professional Educator License	08/13/2007	08/13/2007 (0.00)	Avg: 4
51910431	Professional Educator License	08/13/2007	08/14/2007 (1.00)	Avg: 4
51910427	Professional Educator License	08/17/2007	11/19/2007 (94.00)	Avg: 4
51910314	Professional Educator License	08/11/2008	02/07/2009 (180.00)	Avg: 4
51910404	Professional Educator License	08/17/2009	09/11/2009 (25.00)	Avg: 4
51910292	Professional Educator License	08/11/2014	08/19/2014 (8.00)	Avg: 4

51929444	Professional Educator License	08/15/2016	08/15/2016 (0.00)	Avg: 4
51974961	Professional Educator License	08/12/2019	08/14/2019 (2.00)	Avg: 4
51982152	Professional Educator License	08/27/2020	08/27/2020 (0.00)	Avg: 4
51910349	Professional Educator License	08/15/2022	08/15/2022 (0.00)	Avg: 4

Librarian/Media Specialist

Group 1

Group 1 shall consist of each teacher who is not in contractual continued service and who (i) has not received a performance evaluation rating, (ii) is employed for one school term or less to replace a teacher on leave, or (iii) is employed on a part-time basis. "Part-time basis" for the purposes of this subsection (b) means a teacher who is employed to teach less than a full-day, teacher workload or less than 5 days of the normal student attendance week, unless otherwise provided for in a collective bargaining agreement between the district and the exclusive representative of the district's teachers. For the purposes of this Section, a teacher (A) who is employed as a full-time teacher but who actually teaches or is otherwise present and participating in the district's educational program for less than a school term or (B) who, in the immediately previous school term, was employed on a full-time basis and actually taught or was otherwise present and participated in the district's educational program for 120 days or more is not considered employed on a part-time basis.

	License	Date of Hire	Calculated Date of Hire	Score Average
--	---------	--------------	-------------------------	---------------

Group 2

Group 2 consists of both tenured and non-tenured teachers with a Unsatisfactory or Needs Improvement performance evaluation rating in one of the last two performance evaluations)

	License	Date of Hire	Calculated Date of Hire	Score Average
--	---------	--------------	-------------------------	---------------

Group 3

Group 3 consists of both tenured and non-tenured teachers with a performance evaluation rating of at least Proficient on both of the last two evaluations (or only one performance evaluation if only one is available.)

	License	Date of Hire	Calculated Date of Hire	Score Average
51972582	Professional Educator License	08/12/2019	08/12/2019 (0.00)	Avg: 3.5

Group 4

Group 4 consists of each teacher whose last two performance evaluation ratings are Excellent as well as each teacher with two Excellent performance evaluation ratings out of the teachers last three performance evaluation ratings with a third rating of Satisfactory or Proficient.

	License	Date of Hire	Calculated Date of Hire	Score Average
51910324	Professional Educator License	08/21/1991	08/21/1991 (0.00)	Avg: 4
51910351	Professional Educator License	08/19/1996 253	09/08/1996 (20.00)	Avg: 4

51910285	Professional Educator License	08/15/2005	08/15/2005 (0.00)	Avg: 4
----------	-------------------------------	------------	-------------------	--------

Math (High School)

Group 1

Group 1 shall consist of each teacher who is not in contractual continued service and who (i) has not received a performance evaluation rating, (ii) is employed for one school term or less to replace a teacher on leave, or (iii) is employed on a part-time basis. "Part-time basis" for the purposes of this subsection (b) means a teacher who is employed to teach less than a full-day, teacher workload or less than 5 days of the normal student attendance week, unless otherwise provided for in a collective bargaining agreement between the district and the exclusive representative of the district's teachers. For the purposes of this Section, a teacher (A) who is employed as a full-time teacher but who actually teaches or is otherwise present and participating in the district's educational program for less than a school term or (B) who, in the immediately previous school term, was employed on a full-time basis and actually taught or was otherwise present and participated in the district's educational program for 120 days or more is not considered employed on a part-time basis.

	License	Date of Hire	Calculated Date of Hire	Score Average
519126759	Professional Educator License	08/14/2023	08/14/2023 (0.00)	Avg: 0

Group 2

Group 2 consists of both tenured and non-tenured teachers with a Unsatisfactory or Needs Improvement performance evaluation rating in one of the last two performance evaluations)

	License	Date of Hire	Calculated Date of Hire	Score Average
--	---------	--------------	-------------------------	---------------

Group 3

Group 3 consists of both tenured and non-tenured teachers with a performance evaluation rating of at least Proficient on both of the last two evaluations (or only one performance evaluation if only one is available.)

	License	Date of Hire	Calculated Date of Hire	Score Average
519112004	Professional Educator License	08/15/2022	08/15/2022 (0.00)	Avg: 3

Group 4

Group 4 consists of each teacher whose last two performance evaluation ratings are Excellent as well as each teacher with two Excellent performance evaluation ratings out of the teachers last three performance evaluation ratings with a third rating of Satisfactory or Proficient.

	License	Date of Hire	Calculated Date of Hire	Score Average
51910361	Professional Educator License	08/21/1992	08/25/1992 (4.00)	Avg: 4
51910405	Professional Educator License	08/22/1997	08/25/1997 (3.00)	Avg: 4
51910370	Professional Educator License	08/14/2000	08/14/2000 (0.00)	Avg: 4

51910365	Professional Educator License	08/14/2006	08/15/2006 (1.00)	Avg: 4
51910347	Professional Educator License	08/14/2006	12/26/2006 (134.00)	Avg: 4
51910373	Professional Educator License	08/11/2008	08/06/2009 (360.00)	Avg: 4
51948289	Professional Educator License	08/15/2016	08/15/2016 (0.00)	Avg: 4
51998249	Professional Educator License	08/16/2021	08/16/2021 (0.00)	Avg: 4

Math (Middle School)

Group 1

Group 1 shall consist of each teacher who is not in contractual continued service and who (i) has not received a performance evaluation rating, (ii) is employed for one school term or less to replace a teacher on leave, or (iii) is employed on a part-time basis. "Part-time basis" for the purposes of this subsection (b) means a teacher who is employed to teach less than a full-day, teacher workload or less than 5 days of the normal student attendance week, unless otherwise provided for in a collective bargaining agreement between the district and the exclusive representative of the district's teachers. For the purposes of this Section, a teacher (A) who is employed as a full-time teacher but who actually teaches or is otherwise present and participating in the district's educational program for less than a school term or (B) who, in the immediately previous school term, was employed on a full-time basis and actually taught or was otherwise present and participated in the district's educational program for 120 days or more is not considered employed on a part-time basis.

	License	Date of Hire	Calculated Date of Hire	Score Average
--	---------	--------------	-------------------------	---------------

519126759	Professional Educator License	08/14/2023	08/14/2023 (0.00)	Avg: 0
-----------	-------------------------------	------------	-------------------	--------

Group 2

Group 2 consists of both tenured and non-tenured teachers with a Unsatisfactory or Needs Improvement performance evaluation rating in one of the last two performance evaluations)

	License	Date of Hire	Calculated Date of Hire	Score Average
--	---------	--------------	-------------------------	---------------

Group 3

Group 3 consists of both tenured and non-tenured teachers with a performance evaluation rating of at least Proficient on both of the last two evaluations (or only one performance evaluation if only one is available.)

	License	Date of Hire	Calculated Date of Hire	Score Average
519112004	Professional Educator License	08/15/2022	08/15/2022 (0.00)	Avg: 3
51917846	Professional Educator License	08/14/2023	08/14/2023 (0.00)	Avg: 4

Group 4

Group 4 consists of each teacher whose last two performance evaluation ratings are Excellent as well as each teacher with two Excellent performance evaluation ratings out of the teachers' last three performance evaluation ratings with a third rating

of Satisfactory or Proficient.

	License	Date of Hire	Calculated Date of Hire	Score Average
51910361	Professional Educator License	08/21/1992	08/25/1992 (4.00)	Avg: 4
51910405	Professional Educator License	08/22/1997	08/25/1997 (3.00)	Avg: 4
51910370	Professional Educator License	08/14/2000	08/14/2000 (0.00)	Avg: 4
51910432	Professional Educator License	08/14/2000	09/30/2000 (47.00)	Avg: 4
51910299	Professional Educator License	08/12/2002	07/19/2003 (341.00)	Avg: 4
51910365	Professional Educator License	08/14/2006	08/15/2006 (1.00)	Avg: 4
51910373	Professional Educator License	08/11/2008	08/06/2009 (360.00)	Avg: 4
51910404	Professional Educator License	08/17/2009	09/11/2009 (25.00)	Avg: 4

51910428	Professional Educator License	08/15/2011	08/15/2011 (0.00)	Avg: 4
51910421	Professional Educator License	08/13/2012	12/25/2012 (134.00)	Avg: 4
51948289	Professional Educator License	08/15/2016	08/15/2016 (0.00)	Avg: 4
51955924	Professional Educator License	08/13/2018	08/14/2018 (1.00)	Avg: 4
51974957	Professional Educator License	08/12/2019	08/12/2019 (0.00)	Avg: 4
51974959	Professional Educator License	08/12/2019	08/12/2019 (0.00)	Avg: 4
51998249	Professional Educator License	08/16/2021	08/16/2021 (0.00)	Avg: 4

Math Instructional Coach K-8

Group 1

Group 1 shall consist of each teacher who is not in contractual continued service and who (i) has not received a performance evaluation rating, (ii) is employed for one school term or less to replace a teacher on leave, or (iii) is employed on a part-time basis. "Part-time basis" for the purposes of this subsection (b) means a teacher who is employed to teach less than a full-day,

teacher workload or less than 5 days of the normal student attendance week, unless otherwise provided for in a collective bargaining agreement between the district and the exclusive representative of the district's teachers. For the purposes of this Section, a teacher (A) who is employed as a full-time teacher but who actually teaches or is otherwise present and participating in the district's educational program for less than a school term or (B) who, in the immediately previous school term, was employed on a full-time basis and actually taught or was otherwise present and participated in the district's educational program for 120 days or more is not considered employed on a part-time basis.

	License	Date of Hire	Calculated Date of Hire	Score Average
--	----------------	---------------------	--------------------------------	----------------------

Group 2

Group 2 consists of both tenured and non-tenured teachers with a Unsatisfactory or Needs Improvement performance evaluation rating in one of the last two performance evaluations)

	License	Date of Hire	Calculated Date of Hire	Score Average
--	----------------	---------------------	--------------------------------	----------------------

Group 3

Group 3 consists of both tenured and non-tenured teachers with a performance evaluation rating of at least Proficient on both of the last two evaluations (or only one performance evaluation if only one is available.)

	License	Date of Hire	Calculated Date of Hire	Score Average
--	----------------	---------------------	--------------------------------	----------------------

Group 4

Group 4 consists of each teacher whose last two performance evaluation ratings are Excellent as well as each teacher with two Excellent performance evaluation ratings out of the teachers last three performance evaluation ratings with a third rating of Satisfactory or Proficient.

	License	Date of Hire	Calculated Date of Hire	Score Average
51910370	Professional Educator License	08/14/2000	08/14/2000 (0.00)	Avg: 4

Math Interventionist Gr 3-8

Group 1

Group 1 shall consist of each teacher who is not in contractual continued service and who (i) has not received a performance evaluation rating, (ii) is employed for one school term or less to replace a teacher on leave, or (iii) is employed on a part-time basis. "Part-time basis" for the purposes of this subsection (b) means a teacher who is employed to teach less than a full-day, teacher workload or less than 5 days of the normal student attendance week, unless otherwise provided for in a collective bargaining agreement between the district and the exclusive representative of the district's teachers. For the purposes of this Section, a teacher (A) who is employed as a full-time teacher but who actually teaches or is otherwise present and participating in the district's educational program for less than a school term or (B) who, in the immediately previous school term, was employed on a full-time basis and actually taught or was otherwise present and participated in the district's educational program for 120 days or more is not considered employed on a part-time basis.

	License	Date of Hire	Calculated Date of Hire	Score Average
519126759	Professional Educator License	08/14/2023	08/14/2023 (0.00)	Avg: 0

Group 2

Group 2 consists of both tenured and non-tenured teachers with a Unsatisfactory or Needs Improvement performance evaluation rating in one of the last two performance evaluations)

	License	Date of Hire	Calculated Date of Hire	Score Average
--	---------	--------------	-------------------------	---------------

Group 3

Group 3 consists of both tenured and non-tenured teachers with a performance evaluation rating of at least Proficient on both of the last two evaluations (or only one performance evaluation if only one is available.)

	License	Date of Hire	Calculated Date of Hire	Score Average
--	---------	--------------	-------------------------	---------------

Group 4

Group 4 consists of each teacher whose last two performance evaluation ratings are Excellent as well as each teacher with two Excellent performance evaluation ratings out of the teachers last three performance evaluation ratings with a third rating of Satisfactory or Proficient.

	License	Date of Hire	Calculated Date of Hire	Score Average
--	---------	--------------	-------------------------	---------------

Music (Elementary School)

Group 1

Group 1 shall consist of each teacher who is not in contractual continued service and who (i) has not received a performance evaluation rating, (ii) is employed for one school term or less to replace a teacher on leave, or (iii) is employed on a part-time basis. "Part-time basis" for the purposes of this subsection (b) means a teacher who is employed to teach less than a full-day, teacher workload or less than 5 days of the normal student attendance week, unless otherwise provided for in a collective bargaining agreement between the district and the exclusive representative of the district's teachers. For the purposes of this Section, a teacher (A) who is employed as a full-time teacher but who actually teaches or is otherwise present and participating in the district's educational program for less than a school term or (B) who, in the immediately previous school term, was employed on a full-time basis and actually taught or was otherwise present and participated in the district's educational program for 120 days or more is not considered employed on a part-time basis.

	License	Date of Hire	Calculated Date of Hire	Score Average
519126746	Professional Educator License	08/14/2023	08/14/2023 (0.00)	Avg: 0
519130538	Professional Educator License	01/02/2024	01/02/2024 (0.00)	Avg: 0

Group 2

Group 2 consists of both tenured and non-tenured teachers with a Unsatisfactory or Needs Improvement performance evaluation rating in one of the last two performance evaluations)

	License	Date of Hire	Calculated Date of Hire	Score Average
--	---------	--------------	-------------------------	---------------

Group 3

Group 3 consists of both tenured and non-tenured teachers with a performance evaluation rating of at least Proficient on both of the last two evaluations (or only one performance evaluation if only one is available.)

	License	Date of Hire	Calculated Date of Hire	Score Average
51998242	Professional Educator License	08/16/2021	08/16/2021 (0.00)	Avg: 3

Group 4

Group 4 consists of each teacher whose last two performance evaluation ratings are Excellent as well as each teacher with two Excellent performance evaluation ratings out of the teachers last three performance evaluation ratings with a third rating of Satisfactory or Proficient.

	License	Date of Hire	Calculated Date of Hire	Score Average
51910435	Professional Educator License	08/14/2006	08/14/2006 (0.00)	Avg: 4
51910327	Professional Educator License	08/14/2006	08/23/2006 (9.00)	Avg: 4
51929443	Professional Educator License	08/15/2016	08/15/2016 (0.00)	Avg: 4

Music (High School)

Group 1

Group 1 shall consist of each teacher who is not in contractual continued service and who (i) has not received a performance evaluation rating, (ii) is employed for one school term or less to replace a teacher on leave, or (iii) is employed on a part-time basis. "Part-time basis" for the purposes of this subsection (b) means a teacher who is employed to teach less than a full-day, teacher workload or less than 5 days of the normal student attendance week, unless otherwise provided for in a collective bargaining agreement between the district and the exclusive representative of the district's teachers. For the purposes of this Section, a teacher (A) who is employed as a full-time teacher but who actually teaches or is otherwise present and participating in the district's educational program for less than a school term or (B) who, in the immediately previous school term, was employed on a full-time basis and actually taught or was otherwise present and participated in the district's educational program for 120 days or more is not considered employed on a part-time basis.

	License	Date of Hire	Calculated Date of Hire	Score Average

519126746	Professional Educator License	08/14/2023	08/14/2023 (0.00)	Avg: 0
519130538	Professional Educator License	01/02/2024	01/02/2024 (0.00)	Avg: 0

Group 2

Group 2 consists of both tenured and non-tenured teachers with a Unsatisfactory or Needs Improvement performance evaluation rating in one of the last two performance evaluations)

	License	Date of Hire	Calculated Date of Hire	Score Average
--	---------	--------------	-------------------------	---------------

Group 3

Group 3 consists of both tenured and non-tenured teachers with a performance evaluation rating of at least Proficient on both of the last two evaluations (or only one performance evaluation if only one is available.)

	License	Date of Hire	Calculated Date of Hire	Score Average
51998242	Professional Educator License	08/16/2021	08/16/2021 (0.00)	Avg: 3

Group 4

Group 4 consists of each teacher whose last two performance evaluation ratings are Excellent as well as each teacher with two Excellent performance evaluation ratings out of the teachers' last three performance evaluation ratings with a third rating

of Satisfactory or Proficient.

	License	Date of Hire	Calculated Date of Hire	Score Average
51910435	Professional Educator License	08/14/2006	08/14/2006 (0.00)	Avg: 4
51910327	Professional Educator License	08/14/2006	08/23/2006 (9.00)	Avg: 4
51929443	Professional Educator License	08/15/2016	08/15/2016 (0.00)	Avg: 4

Music (Middle School)

Group 1

Group 1 shall consist of each teacher who is not in contractual continued service and who (i) has not received a performance evaluation rating, (ii) is employed for one school term or less to replace a teacher on leave, or (iii) is employed on a part-time basis. "Part-time basis" for the purposes of this subsection (b) means a teacher who is employed to teach less than a full-day, teacher workload or less than 5 days of the normal student attendance week, unless otherwise provided for in a collective bargaining agreement between the district and the exclusive representative of the district's teachers. For the purposes of this Section, a teacher (A) who is employed as a full-time teacher but who actually teaches or is otherwise present and participating in the district's educational program for less than a school term or (B) who, in the immediately previous school term, was employed on a full-time basis and actually taught or was otherwise present and participated in the district's educational program for 120 days or more is not considered employed on a part-time basis.

	License	Date of Hire	Calculated Date of Hire	Score Average
--	---------	--------------	-------------------------	---------------

519126746	Professional Educator License	08/14/2023	08/14/2023 (0.00)	Avg: 0
519130538	Professional Educator License	01/02/2024	01/02/2024 (0.00)	Avg: 0

Group 2

Group 2 consists of both tenured and non-tenured teachers with a Unsatisfactory or Needs Improvement performance evaluation rating in one of the last two performance evaluations)

	License	Date of Hire	Calculated Date of Hire	Score Average
--	---------	--------------	-------------------------	---------------

Group 3

Group 3 consists of both tenured and non-tenured teachers with a performance evaluation rating of at least Proficient on both of the last two evaluations (or only one performance evaluation if only one is available.)

	License	Date of Hire	Calculated Date of Hire	Score Average
51998242	Professional Educator License	08/16/2021	08/16/2021 (0.00)	Avg: 3

Group 4

Group 4 consists of each teacher whose last two performance evaluation ratings are Excellent as well as each teacher with two Excellent performance evaluation ratings out of the teachers' last three performance evaluation ratings with a third rating

of Satisfactory or Proficient.

	License	Date of Hire	Calculated Date of Hire	Score Average
51910280	Professional Educator License	08/21/1992	09/01/1992 (11.00)	Avg: 4
51910435	Professional Educator License	08/14/2006	08/14/2006 (0.00)	Avg: 4
51910327	Professional Educator License	08/14/2006	08/23/2006 (9.00)	Avg: 4
51929443	Professional Educator License	08/15/2016	08/15/2016 (0.00)	Avg: 4

Nurse

Group 1

Group 1 shall consist of each teacher who is not in contractual continued service and who (i) has not received a performance evaluation rating, (ii) is employed for one school term or less to replace a teacher on leave, or (iii) is employed on a part-time basis. "Part-time basis" for the purposes of this subsection (b) means a teacher who is employed to teach less than a full-day, teacher workload or less than 5 days of the normal student attendance week, unless otherwise provided for in a collective bargaining agreement between the district and the exclusive representative of the district's teachers. For the purposes of this Section, a teacher (A) who is employed as a full-time teacher but who actually teaches or is otherwise present and participating in the district's educational program for less than a school term or (B) who, in the immediately previous school term, was employed on a full-time basis and actually taught or was otherwise present and participated in the district's educational program for 120 days or more is not considered employed on a part-time basis.

	License	Date of Hire	Calculated Date of Hire	Score Average
--	---------	--------------	-------------------------	---------------

Group 2

Group 2 consists of both tenured and non-tenured teachers with a Unsatisfactory or Needs Improvement performance evaluation rating in one of the last two performance evaluations)

	License	Date of Hire	Calculated Date of Hire	Score Average
--	---------	--------------	-------------------------	---------------

Group 3

Group 3 consists of both tenured and non-tenured teachers with a performance evaluation rating of at least Proficient on both of the last two evaluations (or only one performance evaluation if only one is available.)

	License	Date of Hire	Calculated Date of Hire	Score Average
--	---------	--------------	-------------------------	---------------

Group 4

Group 4 consists of each teacher whose last two performance evaluation ratings are Excellent as well as each teacher with two Excellent performance evaluation ratings out of the teachers last three performance evaluation ratings with a third rating of Satisfactory or Proficient.

	License	Date of Hire	Calculated Date of Hire	Score Average
51910402	Professional Educator License	08/01/1996	10/11/1996 (71.00)	Avg: 4

51949128	Educator License with Stipulations	08/14/2017	08/14/2017 (0.00)	Avg: 4
51974964	Professional Educator License	08/12/2019	08/12/2019 (0.00)	Avg: 4

Orientation to Health Occupations

Group 1

Group 1 shall consist of each teacher who is not in contractual continued service and who (i) has not received a performance evaluation rating, (ii) is employed for one school term or less to replace a teacher on leave, or (iii) is employed on a part-time basis. "Part-time basis" for the purposes of this subsection (b) means a teacher who is employed to teach less than a full-day, teacher workload or less than 5 days of the normal student attendance week, unless otherwise provided for in a collective bargaining agreement between the district and the exclusive representative of the district's teachers. For the purposes of this Section, a teacher (A) who is employed as a full-time teacher but who actually teaches or is otherwise present and participating in the district's educational program for less than a school term or (B) who, in the immediately previous school term, was employed on a full-time basis and actually taught or was otherwise present and participated in the district's educational program for 120 days or more is not considered employed on a part-time basis.

	License	Date of Hire	Calculated Date of Hire	Score Average
--	---------	--------------	-------------------------	---------------

Group 2

Group 2 consists of both tenured and non-tenured teachers with a Unsatisfactory or Needs Improvement performance evaluation rating in one of the last two performance evaluations)

	License	Date of Hire	Calculated Date of Hire	Score Average
--	---------	--------------	-------------------------	---------------

Group 3

Group 3 consists of both tenured and non-tenured teachers with a performance evaluation rating of at least Proficient on both of the last two evaluations (or only one performance evaluation if only one is available.)

	License	Date of Hire	Calculated Date of Hire	Score Average
--	---------	--------------	-------------------------	---------------

Group 4

Group 4 consists of each teacher whose last two performance evaluation ratings are Excellent as well as each teacher with two Excellent performance evaluation ratings out of the teachers last three performance evaluation ratings with a third rating of Satisfactory or Proficient.

	License	Date of Hire	Calculated Date of Hire	Score Average
--	---------	--------------	-------------------------	---------------

Parent Coordinator

Group 1

Group 1 shall consist of each teacher who is not in contractual continued service and who (i) has not received a performance evaluation rating, (ii) is employed for one school term or less to replace a teacher on leave, or (iii) is employed on a part-time basis. "Part-time basis" for the purposes of this subsection (b) means a teacher who is employed to teach less than a full-day, teacher workload or less than 5 days of the normal student attendance week, unless otherwise provided for in a collective bargaining agreement between the district and the exclusive representative of the district's teachers. For the purposes of this Section, a teacher (A) who is employed as a full-time teacher but who actually teaches or is otherwise present and participating in the district's educational program for less than a school term or (B) who, in the immediately previous school term, was employed on a full-time basis and actually taught or was otherwise present and participated in the district's educational program for 120 days or more is not considered employed on a part-time basis.

	License	Date of Hire	Calculated Date of Hire	Score Average
--	---------	--------------	-------------------------	---------------

Group 2

Group 2 consists of both tenured and non-tenured teachers with a Unsatisfactory or Needs Improvement performance evaluation rating in one of the last two performance evaluations)

	License	Date of Hire	Calculated Date of Hire	Score Average
--	---------	--------------	-------------------------	---------------

Group 3

Group 3 consists of both tenured and non-tenured teachers with a performance evaluation rating of at least Proficient on both of the last two evaluations (or only one performance evaluation if only one is available.)

	License	Date of Hire	Calculated Date of Hire	Score Average
--	---------	--------------	-------------------------	---------------

Group 4

Group 4 consists of each teacher whose last two performance evaluation ratings are Excellent as well as each teacher with two Excellent performance evaluation ratings out of the teachers last three performance evaluation ratings with a third rating of Satisfactory or Proficient.

	License	Date of Hire	Calculated Date of Hire	Score Average
51910326	Professional Educator License	08/15/2005	01/31/2006 (169.00)	Avg: 4

Parent Educator

Group 1

Group 1 shall consist of each teacher who is not in contractual continued service and who (i) has not received a performance evaluation rating, (ii) is employed for one school term or less to replace a teacher on leave, or (iii) is employed on a part-time basis. "Part-time basis" for the purposes of this subsection (b) means a teacher who is employed to teach less than a full-day, teacher workload or less than 5 days of the normal student attendance week, unless otherwise provided for in a collective bargaining agreement between the district and the exclusive representative of the district's teachers. For the purposes of this Section, a teacher (A) who is employed as a full-time teacher but who actually teaches or is otherwise present and participating in the district's educational program for less than a school term or (B) who, in the immediately previous school term, was employed on a full-time basis and actually taught or was otherwise present and participated in the district's educational program for 120 days or more is not considered employed on a part-time basis.

	License	Date of Hire	Calculated Date of Hire	Score Average
--	----------------	---------------------	--------------------------------	----------------------

Group 2

Group 2 consists of both tenured and non-tenured teachers with a Unsatisfactory or Needs Improvement performance evaluation rating in one of the last two performance evaluations)

	License	Date of Hire	Calculated Date of Hire	Score Average
--	----------------	---------------------	--------------------------------	----------------------

Group 3

Group 3 consists of both tenured and non-tenured teachers with a performance evaluation rating of at least Proficient on both of the last two evaluations (or only one performance evaluation if only one is available.)

	License	Date of Hire	Calculated Date of Hire	Score Average
--	----------------	---------------------	--------------------------------	----------------------

Group 4

Group 4 consists of each teacher whose last two performance evaluation ratings are Excellent as well as each teacher with two Excellent performance evaluation ratings out of the teachers last three performance evaluation ratings with a third rating of Satisfactory or Proficient.

	License	Date of Hire	Calculated Date of Hire	Score Average
51910287	Professional Educator License	08/22/1997	09/15/1997 (24.00)	Avg: 4
51910298	Professional Educator License	08/24/1998	04/07/1999 (226.00)	Avg: 4
51910326	Professional Educator License	08/15/2005	01/31/2006 (169.00)	Avg: 4

Physical Education (Elementary School)

Group 1

Group 1 shall consist of each teacher who is not in contractual continued service and who (i) has not received a performance evaluation rating, (ii) is employed for one school term or less to replace a teacher on leave, or (iii) is employed on a part-time basis. "Part-time basis" for the purposes of this subsection (b) means a teacher who is employed to teach less than a full-day, teacher workload or less than 5 days of the normal student attendance week, unless otherwise provided for in a collective bargaining agreement between the district and the exclusive representative of the district's teachers. For the purposes of this Section, a teacher (A) who is employed as a full-time teacher but who actually teaches or is otherwise present and participating in the district's educational program for less than a school term or (B) who, in the immediately previous school term, was employed on a full-time basis and actually taught or was otherwise present and participated in the district's educational program for 120 days or more is not considered employed on a part-time basis.

	License	Date of Hire	Calculated Date of Hire	Score Average
519126708		08/14/2023	08/14/2023 (0.00)	Avg: 0

519126710	Professional Educator License	08/14/2023	08/14/2023 (0.00)	Avg: 0
519126721	Professional Educator License	08/14/2023	08/14/2023 (0.00)	Avg: 0

Group 2

Group 2 consists of both tenured and non-tenured teachers with a Unsatisfactory or Needs Improvement performance evaluation rating in one of the last two performance evaluations)

	License	Date of Hire	Calculated Date of Hire	Score Average
--	---------	--------------	-------------------------	---------------

Group 3

Group 3 consists of both tenured and non-tenured teachers with a performance evaluation rating of at least Proficient on both of the last two evaluations (or only one performance evaluation if only one is available.)

	License	Date of Hire	Calculated Date of Hire	Score Average
51998251	Professional Educator License	08/16/2021	08/16/2021 (0.00)	Avg: 3.5

Group 4

Group 4 consists of each teacher whose last two performance evaluation ratings are Excellent as well as each teacher with two Excellent performance evaluation ratings out of the teachers' last three performance evaluation ratings with a third rating

of Satisfactory or Proficient.

	License	Date of Hire	Calculated Date of Hire	Score Average
51910313	Professional Educator License	08/26/1996	03/27/1997 (213.00)	Avg: 4
51910346	Professional Educator License	08/24/1998	08/24/1998 (0.00)	Avg: 4
51910320	Professional Educator License	08/24/1998	09/15/1998 (22.00)	Avg: 4
51910375	Professional Educator License	08/14/2000	08/14/2000 (0.00)	Avg: 4
51910306	Professional Educator License	08/11/2004	08/11/2004 (0.00)	Avg: 4
51910358	Professional Educator License	08/15/2011	08/15/2011 (0.00)	Avg: 4
51910413	Professional Educator License	08/13/2012	08/13/2012 (0.00)	Avg: 4

Physical Education (High School)

Group 1

Group 1 shall consist of each teacher who is not in contractual continued service and who (i) has not received a performance evaluation rating, (ii) is employed for one school term or less to replace a teacher on leave, or (iii) is employed on a part-time basis. "Part-time basis" for the purposes of this subsection (b) means a teacher who is employed to teach less than a full-day, teacher workload or less than 5 days of the normal student attendance week, unless otherwise provided for in a collective bargaining agreement between the district and the exclusive representative of the district's teachers. For the purposes of this Section, a teacher (A) who is employed as a full-time teacher but who actually teaches or is otherwise present and participating in the district's educational program for less than a school term or (B) who, in the immediately previous school term, was employed on a full-time basis and actually taught or was otherwise present and participated in the district's educational program for 120 days or more is not considered employed on a part-time basis.

	License	Date of Hire	Calculated Date of Hire	Score Average
519126708		08/14/2023	08/14/2023 (0.00)	Avg: 0
519126710	Professional Educator License	08/14/2023	08/14/2023 (0.00)	Avg: 0
519126721	Professional Educator License	08/14/2023	08/14/2023 (0.00)	Avg: 0

Group 2

Group 2 consists of both tenured and non-tenured teachers with a Unsatisfactory or Needs Improvement performance evaluation rating in one of the last two performance evaluations)

	License	Date of Hire	Calculated Date of Hire	Score Average
--	---------	--------------	-------------------------	---------------

Group 3

Group 3 consists of both tenured and non-tenured teachers with a performance evaluation rating of at least Proficient on both

of the last two evaluations (or only one performance evaluation if only one is available.)

	License	Date of Hire	Calculated Date of Hire	Score Average
51998251	Professional Educator License	08/16/2021	08/16/2021 (0.00)	Avg: 3.5

Group 4

Group 4 consists of each teacher whose last two performance evaluation ratings are Excellent as well as each teacher with two Excellent performance evaluation ratings out of the teachers last three performance evaluation ratings with a third rating of Satisfactory or Proficient.

	License	Date of Hire	Calculated Date of Hire	Score Average
51910313	Professional Educator License	08/26/1996	03/27/1997 (213.00)	Avg: 4
51910346	Professional Educator License	08/24/1998	08/24/1998 (0.00)	Avg: 4
51910320	Professional Educator License	08/24/1998	09/15/1998 (22.00)	Avg: 4
51910375	Professional Educator License	08/14/2000	08/14/2000 (0.00)	Avg: 4

51910358	Professional Educator License	08/15/2011	08/15/2011 (0.00)	Avg: 4
51910413	Professional Educator License	08/13/2012	08/13/2012 (0.00)	Avg: 4

Physical Education (Middle School)

Group 1

Group 1 shall consist of each teacher who is not in contractual continued service and who (i) has not received a performance evaluation rating, (ii) is employed for one school term or less to replace a teacher on leave, or (iii) is employed on a part-time basis. "Part-time basis" for the purposes of this subsection (b) means a teacher who is employed to teach less than a full-day, teacher workload or less than 5 days of the normal student attendance week, unless otherwise provided for in a collective bargaining agreement between the district and the exclusive representative of the district's teachers. For the purposes of this Section, a teacher (A) who is employed as a full-time teacher but who actually teaches or is otherwise present and participating in the district's educational program for less than a school term or (B) who, in the immediately previous school term, was employed on a full-time basis and actually taught or was otherwise present and participated in the district's educational program for 120 days or more is not considered employed on a part-time basis.

	License	Date of Hire	Calculated Date of Hire	Score Average
519126708		08/14/2023	08/14/2023 (0.00)	Avg: 0
519126710	Professional Educator License	08/14/2023	08/14/2023 (0.00)	Avg: 0
519126721	Professional Educator License	08/14/2023	08/14/2023 (0.00)	Avg: 0

Group 2

Group 2 consists of both tenured and non-tenured teachers with a Unsatisfactory or Needs Improvement performance evaluation rating in one of the last two performance evaluations)

	License	Date of Hire	Calculated Date of Hire	Score Average
--	---------	--------------	-------------------------	---------------

Group 3

Group 3 consists of both tenured and non-tenured teachers with a performance evaluation rating of at least Proficient on both of the last two evaluations (or only one performance evaluation if only one is available.)

	License	Date of Hire	Calculated Date of Hire	Score Average
51998251	Professional Educator License	08/16/2021	08/16/2021 (0.00)	Avg: 3.5

Group 4

Group 4 consists of each teacher whose last two performance evaluation ratings are Excellent as well as each teacher with two Excellent performance evaluation ratings out of the teachers last three performance evaluation ratings with a third rating of Satisfactory or Proficient.

	License	Date of Hire	Calculated Date of Hire	Score Average
51910313	Professional Educator License	08/26/1996	03/27/1997 (213.00)	Avg: 4

51910346	Professional Educator License	08/24/1998	08/24/1998 (0.00)	Avg: 4
51910320	Professional Educator License	08/24/1998	09/15/1998 (22.00)	Avg: 4
51910375	Professional Educator License	08/14/2000	08/14/2000 (0.00)	Avg: 4
51910306	Professional Educator License	08/11/2004	08/11/2004 (0.00)	Avg: 4
51910358	Professional Educator License	08/15/2011	08/15/2011 (0.00)	Avg: 4
51910428	Professional Educator License	08/15/2011	08/15/2011 (0.00)	Avg: 4
51910413	Professional Educator License	08/13/2012	08/13/2012 (0.00)	Avg: 4

Reading Instructional Coach K-8

Group 1

Group 1 shall consist of each teacher who is not in contractual continued service and who (i) has not received a performance evaluation rating, (ii) is employed for one school term or less to replace a teacher on leave, or (iii) is employed on a part-time basis. "Part-time basis" for the purposes of this subsection (b) means a teacher who is employed to teach less than a full-day,

teacher workload or less than 5 days of the normal student attendance week, unless otherwise provided for in a collective bargaining agreement between the district and the exclusive representative of the district's teachers. For the purposes of this Section, a teacher (A) who is employed as a full-time teacher but who actually teaches or is otherwise present and participating in the district's educational program for less than a school term or (B) who, in the immediately previous school term, was employed on a full-time basis and actually taught or was otherwise present and participated in the district's educational program for 120 days or more is not considered employed on a part-time basis.

	License	Date of Hire	Calculated Date of Hire	Score Average
--	----------------	---------------------	--------------------------------	----------------------

Group 2

Group 2 consists of both tenured and non-tenured teachers with a Unsatisfactory or Needs Improvement performance evaluation rating in one of the last two performance evaluations)

	License	Date of Hire	Calculated Date of Hire	Score Average
--	----------------	---------------------	--------------------------------	----------------------

Group 3

Group 3 consists of both tenured and non-tenured teachers with a performance evaluation rating of at least Proficient on both of the last two evaluations (or only one performance evaluation if only one is available.)

	License	Date of Hire	Calculated Date of Hire	Score Average
--	----------------	---------------------	--------------------------------	----------------------

Group 4

Group 4 consists of each teacher whose last two performance evaluation ratings are Excellent as well as each teacher with two Excellent performance evaluation ratings out of the teachers last three performance evaluation ratings with a third rating of Satisfactory or Proficient.

	License	Date of Hire	Calculated Date of Hire	Score Average
51910314	Professional Educator License	08/11/2008	02/07/2009 (180.00)	Avg: 4

Reading Specialist

Group 1

Group 1 shall consist of each teacher who is not in contractual continued service and who (i) has not received a performance evaluation rating, (ii) is employed for one school term or less to replace a teacher on leave, or (iii) is employed on a part-time basis. "Part-time basis" for the purposes of this subsection (b) means a teacher who is employed to teach less than a full-day, teacher workload or less than 5 days of the normal student attendance week, unless otherwise provided for in a collective bargaining agreement between the district and the exclusive representative of the district's teachers. For the purposes of this Section, a teacher (A) who is employed as a full-time teacher but who actually teaches or is otherwise present and participating in the district's educational program for less than a school term or (B) who, in the immediately previous school term, was employed on a full-time basis and actually taught or was otherwise present and participated in the district's educational program for 120 days or more is not considered employed on a part-time basis.

	License	Date of Hire	Calculated Date of Hire	Score Average
--	---------	--------------	-------------------------	---------------

Group 2

Group 2 consists of both tenured and non-tenured teachers with a Unsatisfactory or Needs Improvement performance evaluation rating in one of the last two performance evaluations)

	License	Date of Hire	Calculated Date of Hire	Score Average
--	---------	--------------	-------------------------	---------------

Group 3

Group 3 consists of both tenured and non-tenured teachers with a performance evaluation rating of at least Proficient on both of the last two evaluations (or only one performance evaluation if only one is available.)

	License	Date of Hire	Calculated Date of Hire	Score Average
51918483	Professional Educator License	08/10/2015	09/02/2015 (23.00)	Avg: 3.5
51955929	Professional Educator License	08/13/2018	08/13/2018 (0.00)	Avg: 3

Group 4

Group 4 consists of each teacher whose last two performance evaluation ratings are Excellent as well as each teacher with two Excellent performance evaluation ratings out of the teachers last three performance evaluation ratings with a third rating of Satisfactory or Proficient.

	License	Date of Hire	Calculated Date of Hire	Score Average
51910280	Professional Educator License	08/21/1992	09/01/1992 (11.00)	Avg: 4
51910307	Professional Educator License	08/13/2001	01/06/2003 (511.00)	Avg: 4

51910314	Professional Educator License	08/11/2008	02/07/2009 (180.00)	Avg: 4
----------	-------------------------------	------------	---------------------	--------

Science (High School)

Group 1

Group 1 shall consist of each teacher who is not in contractual continued service and who (i) has not received a performance evaluation rating, (ii) is employed for one school term or less to replace a teacher on leave, or (iii) is employed on a part-time basis. "Part-time basis" for the purposes of this subsection (b) means a teacher who is employed to teach less than a full-day, teacher workload or less than 5 days of the normal student attendance week, unless otherwise provided for in a collective bargaining agreement between the district and the exclusive representative of the district's teachers. For the purposes of this Section, a teacher (A) who is employed as a full-time teacher but who actually teaches or is otherwise present and participating in the district's educational program for less than a school term or (B) who, in the immediately previous school term, was employed on a full-time basis and actually taught or was otherwise present and participated in the district's educational program for 120 days or more is not considered employed on a part-time basis.

	License	Date of Hire	Calculated Date of Hire	Score Average
--	---------	--------------	-------------------------	---------------

Group 2

Group 2 consists of both tenured and non-tenured teachers with a Unsatisfactory or Needs Improvement performance evaluation rating in one of the last two performance evaluations)

	License	Date of Hire	Calculated Date of Hire	Score Average
--	---------	--------------	-------------------------	---------------

Group 3

Group 3 consists of both tenured and non-tenured teachers with a performance evaluation rating of at least Proficient on both of the last two evaluations (or only one performance evaluation if only one is available.)

	License	Date of Hire	Calculated Date of Hire	Score Average
51998252	Professional Educator License	08/16/2021	08/16/2021 (0.00)	Avg: 3

Group 4

Group 4 consists of each teacher whose last two performance evaluation ratings are Excellent as well as each teacher with two Excellent performance evaluation ratings out of the teachers last three performance evaluation ratings with a third rating of Satisfactory or Proficient.

	License	Date of Hire	Calculated Date of Hire	Score Average
51910361	Professional Educator License	08/21/1992	08/25/1992 (4.00)	Avg: 4
51910344	Professional Educator License	08/14/2000	08/14/2000 (0.00)	Avg: 4
51910370	Professional Educator License	08/14/2000	08/14/2000 (0.00)	Avg: 4
51910359	Professional Educator License	08/13/2001	08/13/2001 (0.00)	Avg: 4

51910364	Professional Educator License	08/12/2002	08/12/2002 (0.00)	Avg: 4
51910352	Professional Educator License	08/15/2011	11/11/2011 (88.00)	Avg: 4

Science (Middle School)

Group 1

Group 1 shall consist of each teacher who is not in contractual continued service and who (i) has not received a performance evaluation rating, (ii) is employed for one school term or less to replace a teacher on leave, or (iii) is employed on a part-time basis. "Part-time basis" for the purposes of this subsection (b) means a teacher who is employed to teach less than a full-day, teacher workload or less than 5 days of the normal student attendance week, unless otherwise provided for in a collective bargaining agreement between the district and the exclusive representative of the district's teachers. For the purposes of this Section, a teacher (A) who is employed as a full-time teacher but who actually teaches or is otherwise present and participating in the district's educational program for less than a school term or (B) who, in the immediately previous school term, was employed on a full-time basis and actually taught or was otherwise present and participated in the district's educational program for 120 days or more is not considered employed on a part-time basis.

	License	Date of Hire	Calculated Date of Hire	Score Average
--	---------	--------------	-------------------------	---------------

Group 2

Group 2 consists of both tenured and non-tenured teachers with a Unsatisfactory or Needs Improvement performance evaluation rating in one of the last two performance evaluations)

	License	Date of Hire	Calculated Date of Hire	Score Average
--	---------	--------------	-------------------------	---------------

Group 3

Group 3 consists of both tenured and non-tenured teachers with a performance evaluation rating of at least Proficient on both of the last two evaluations (or only one performance evaluation if only one is available.)

	License	Date of Hire	Calculated Date of Hire	Score Average
519112035	Professional Educator License	08/15/2022	08/15/2022 (0.00)	Avg: 3

Group 4

Group 4 consists of each teacher whose last two performance evaluation ratings are Excellent as well as each teacher with two Excellent performance evaluation ratings out of the teachers last three performance evaluation ratings with a third rating of Satisfactory or Proficient.

	License	Date of Hire	Calculated Date of Hire	Score Average
51910281	Professional Educator License	08/21/1991	11/02/1991 (73.00)	Avg: 4
51910361	Professional Educator License	08/21/1992	08/25/1992 (4.00)	Avg: 4
51910433	Professional Educator License	08/18/1997	12/30/1997 (134.00)	Avg: 4

51910344	Professional Educator License	08/14/2000	08/14/2000 (0.00)	Avg: 4
51910364	Professional Educator License	08/12/2002	08/12/2002 (0.00)	Avg: 4
51910428	Professional Educator License	08/15/2011	08/15/2011 (0.00)	Avg: 4
51910352	Professional Educator License	08/15/2011	11/11/2011 (88.00)	Avg: 4
51974957	Professional Educator License	08/12/2019	08/12/2019 (0.00)	Avg: 4
51974959	Professional Educator License	08/12/2019	08/12/2019 (0.00)	Avg: 4
51982152	Professional Educator License	08/27/2020	08/27/2020 (0.00)	Avg: 4

Social Studies (High School)

Group 1

Group 1 shall consist of each teacher who is not in contractual continued service and who (i) has not received a performance evaluation rating, (ii) is employed for one school term or less to replace a teacher on leave, or (iii) is employed on a part-time basis. "Part-time basis" for the purposes of this subsection (b) means a teacher who is employed to teach less than a full-day,

teacher workload or less than 5 days of the normal student attendance week, unless otherwise provided for in a collective bargaining agreement between the district and the exclusive representative of the district's teachers. For the purposes of this Section, a teacher (A) who is employed as a full-time teacher but who actually teaches or is otherwise present and participating in the district's educational program for less than a school term or (B) who, in the immediately previous school term, was employed on a full-time basis and actually taught or was otherwise present and participated in the district's educational program for 120 days or more is not considered employed on a part-time basis.

	License	Date of Hire	Calculated Date of Hire	Score Average
--	---------	--------------	-------------------------	---------------

Group 2

Group 2 consists of both tenured and non-tenured teachers with a Unsatisfactory or Needs Improvement performance evaluation rating in one of the last two performance evaluations)

	License	Date of Hire	Calculated Date of Hire	Score Average
--	---------	--------------	-------------------------	---------------

Group 3

Group 3 consists of both tenured and non-tenured teachers with a performance evaluation rating of at least Proficient on both of the last two evaluations (or only one performance evaluation if only one is available.)

	License	Date of Hire	Calculated Date of Hire	Score Average
51998252	Professional Educator License	08/16/2021	08/16/2021 (0.00)	Avg: 3
519109552	Professional Educator License	08/15/2022	08/15/2022 (0.00)	Avg: 3

Group 4

Group 4 consists of each teacher whose last two performance evaluation ratings are Excellent as well as each teacher with two Excellent performance evaluation ratings out of the teachers last three performance evaluation ratings with a third rating of Satisfactory or Proficient.

	License	Date of Hire	Calculated Date of Hire	Score Average
51910425	Professional Educator License	01/12/1993	01/12/1993 (0.00)	Avg: 4
51910378	Professional Educator License	08/19/1996	08/19/1996 (0.00)	Avg: 4
51910341	Professional Educator License	08/15/2005	08/15/2005 (0.00)	Avg: 4
51910379	Professional Educator License	08/15/2005	08/15/2005 (0.00)	Avg: 4
51998244	Professional Educator License	08/16/2021	08/16/2021 (0.00)	Avg: 4
51910349	Professional Educator License	08/15/2022	08/15/2022 (0.00)	Avg: 4

Social Studies (Middle School)

Group 1

Group 1 shall consist of each teacher who is not in contractual continued service and who (i) has not received a performance evaluation rating, (ii) is employed for one school term or less to replace a teacher on leave, or (iii) is employed on a part-time basis. "Part-time basis" for the purposes of this subsection (b) means a teacher who is employed to teach less than a full-day, teacher workload or less than 5 days of the normal student attendance week, unless otherwise provided for in a collective bargaining agreement between the district and the exclusive representative of the district's teachers. For the purposes of this Section, a teacher (A) who is employed as a full-time teacher but who actually teaches or is otherwise present and participating in the district's educational program for less than a school term or (B) who, in the immediately previous school term, was employed on a full-time basis and actually taught or was otherwise present and participated in the district's educational program for 120 days or more is not considered employed on a part-time basis.

	License	Date of Hire	Calculated Date of Hire	Score Average
--	---------	--------------	-------------------------	---------------

Group 2

Group 2 consists of both tenured and non-tenured teachers with a Unsatisfactory or Needs Improvement performance evaluation rating in one of the last two performance evaluations)

	License	Date of Hire	Calculated Date of Hire	Score Average
--	---------	--------------	-------------------------	---------------

Group 3

Group 3 consists of both tenured and non-tenured teachers with a performance evaluation rating of at least Proficient on both of the last two evaluations (or only one performance evaluation if only one is available.)

	License	Date of Hire	Calculated Date of Hire	Score Average
51955926	Professional Educator License	08/13/2018	08/13/2018 (0.00)	Avg: 3.5

51955929	Professional Educator License	08/13/2018	08/13/2018 (0.00)	Avg: 3
51998256	Professional Educator License	08/16/2021	08/16/2021 (0.00)	Avg: 3
519109552	Professional Educator License	08/15/2022	08/15/2022 (0.00)	Avg: 3
519112035	Professional Educator License	08/15/2022	08/15/2022 (0.00)	Avg: 3
519112042	Professional Educator License	08/15/2022	08/15/2022 (0.00)	Avg: 3

Group 4

Group 4 consists of each teacher whose last two performance evaluation ratings are Excellent as well as each teacher with two Excellent performance evaluation ratings out of the teachers last three performance evaluation ratings with a third rating of Satisfactory or Proficient.

	License	Date of Hire	Calculated Date of Hire	Score Average
51910426	Professional Educator License	08/17/1992	08/17/1992 (0.00)	Avg: 4

51910280	Professional Educator License	08/21/1992	09/01/1992 (11.00)	Avg: 4
51910425	Professional Educator License	01/12/1993	01/12/1993 (0.00)	Avg: 4
51922736	Educator License with Stipulations Professional Educator License	09/19/1994	01/28/1995 (131.00)	Avg: 4
51910378	Professional Educator License	08/19/1996	08/19/1996 (0.00)	Avg: 4
51910313	Professional Educator License	08/26/1996	03/27/1997 (213.00)	Avg: 4
51910370	Professional Educator License	08/14/2000	08/14/2000 (0.00)	Avg: 4
51910415	Professional Educator License	08/13/2001	08/13/2001 (0.00)	Avg: 4
51910408	Professional Educator License	08/12/2004	11/01/2004 (81.00)	Avg: 4

51910379	Professional Educator License	08/15/2005	08/15/2005 (0.00)	Avg: 4
51910422	Professional Educator License	08/15/2005	10/20/2005 (66.00)	Avg: 4
51910314	Professional Educator License	08/11/2008	02/07/2009 (180.00)	Avg: 4
51910404	Professional Educator License	08/17/2009	09/11/2009 (25.00)	Avg: 4
51910292	Professional Educator License	08/11/2014	08/19/2014 (8.00)	Avg: 4
51974959	Professional Educator License	08/12/2019	08/12/2019 (0.00)	Avg: 4
51974961	Professional Educator License	08/12/2019	08/14/2019 (2.00)	Avg: 4
51982152	Professional Educator License	08/27/2020	08/27/2020 (0.00)	Avg: 4
51998244	Professional Educator License	08/16/2021	08/16/2021 (0.00)	Avg: 4

51910349	Professional Educator License	08/15/2022	08/15/2022 (0.00)	Avg: 4
----------	-------------------------------	------------	-------------------	--------

Social Worker

Group 1

Group 1 shall consist of each teacher who is not in contractual continued service and who (i) has not received a performance evaluation rating, (ii) is employed for one school term or less to replace a teacher on leave, or (iii) is employed on a part-time basis. "Part-time basis" for the purposes of this subsection (b) means a teacher who is employed to teach less than a full-day, teacher workload or less than 5 days of the normal student attendance week, unless otherwise provided for in a collective bargaining agreement between the district and the exclusive representative of the district's teachers. For the purposes of this Section, a teacher (A) who is employed as a full-time teacher but who actually teaches or is otherwise present and participating in the district's educational program for less than a school term or (B) who, in the immediately previous school term, was employed on a full-time basis and actually taught or was otherwise present and participated in the district's educational program for 120 days or more is not considered employed on a part-time basis.

	License	Date of Hire	Calculated Date of Hire	Score Average
51990418	Professional Educator License	10/21/2019	10/21/2019 (0.00)	Avg: 0

Group 2

Group 2 consists of both tenured and non-tenured teachers with a Unsatisfactory or Needs Improvement performance evaluation rating in one of the last two performance evaluations)

	License	Date of Hire	Calculated Date of Hire	Score Average
--	---------	--------------	-------------------------	---------------

Group 3

Group 3 consists of both tenured and non-tenured teachers with a performance evaluation rating of at least Proficient on both of the last two evaluations (or only one performance evaluation if only one is available.)

	License	Date of Hire	Calculated Date of Hire	Score Average
--	---------	--------------	-------------------------	---------------

Group 4

Group 4 consists of each teacher whose last two performance evaluation ratings are Excellent as well as each teacher with two Excellent performance evaluation ratings out of the teachers last three performance evaluation ratings with a third rating of Satisfactory or Proficient.

	License	Date of Hire	Calculated Date of Hire	Score Average
--	---------	--------------	-------------------------	---------------

Spanish

Group 1

Group 1 shall consist of each teacher who is not in contractual continued service and who (i) has not received a performance evaluation rating, (ii) is employed for one school term or less to replace a teacher on leave, or (iii) is employed on a part-time basis. "Part-time basis" for the purposes of this subsection (b) means a teacher who is employed to teach less than a full-day, teacher workload or less than 5 days of the normal student attendance week, unless otherwise provided for in a collective bargaining agreement between the district and the exclusive representative of the district's teachers. For the purposes of this Section, a teacher (A) who is employed as a full-time teacher but who actually teaches or is otherwise present and participating in the district's educational program for less than a school term or (B) who, in the immediately previous school term, was employed on a full-time basis and actually taught or was otherwise present and participated in the district's educational program for 120 days or more is not considered employed on a part-time basis.

	License	Date of Hire	Calculated Date of Hire	Score Average
--	---------	--------------	-------------------------	---------------

Group 2

Group 2 consists of both tenured and non-tenured teachers with a Unsatisfactory or Needs Improvement performance evaluation rating in one of the last two performance evaluations)

	License	Date of Hire	Calculated Date of Hire	Score Average
--	---------	--------------	-------------------------	---------------

Group 3

Group 3 consists of both tenured and non-tenured teachers with a performance evaluation rating of at least Proficient on both of the last two evaluations (or only one performance evaluation if only one is available.)

	License	Date of Hire	Calculated Date of Hire	Score Average
--	---------	--------------	-------------------------	---------------

Group 4

Group 4 consists of each teacher whose last two performance evaluation ratings are Excellent as well as each teacher with two Excellent performance evaluation ratings out of the teachers last three performance evaluation ratings with a third rating of Satisfactory or Proficient.

	License	Date of Hire	Calculated Date of Hire	Score Average
51910355	Professional Educator License	01/05/1998	01/05/1998 (0.00)	Avg: 4
51910354	Professional Educator License	08/13/2007	08/13/2007 (0.00)	Avg: 4

51910381	Professional Educator License	08/24/2007	08/24/2007 (0.00)	Avg: 4
----------	-------------------------------	------------	-------------------	--------

Special Education (Elementary School)

Group 1

Group 1 shall consist of each teacher who is not in contractual continued service and who (i) has not received a performance evaluation rating, (ii) is employed for one school term or less to replace a teacher on leave, or (iii) is employed on a part-time basis. "Part-time basis" for the purposes of this subsection (b) means a teacher who is employed to teach less than a full-day, teacher workload or less than 5 days of the normal student attendance week, unless otherwise provided for in a collective bargaining agreement between the district and the exclusive representative of the district's teachers. For the purposes of this Section, a teacher (A) who is employed as a full-time teacher but who actually teaches or is otherwise present and participating in the district's educational program for less than a school term or (B) who, in the immediately previous school term, was employed on a full-time basis and actually taught or was otherwise present and participated in the district's educational program for 120 days or more is not considered employed on a part-time basis.

	License	Date of Hire	Calculated Date of Hire	Score Average
519126711	Professional Educator License	08/14/2023	08/14/2023 (0.00)	Avg: 0
519126745	Professional Educator License	08/14/2023	08/14/2023 (0.00)	Avg: 0

Group 2

Group 2 consists of both tenured and non-tenured teachers with a Unsatisfactory or Needs Improvement performance evaluation rating in one of the last two performance evaluations)

	License	Date of Hire	Calculated Date of Hire	Score Average
--	---------	--------------	-------------------------	---------------

Group 3

Group 3 consists of both tenured and non-tenured teachers with a performance evaluation rating of at least Proficient on both of the last two evaluations (or only one performance evaluation if only one is available.)

	License	Date of Hire	Calculated Date of Hire	Score Average
51955929	Professional Educator License	08/13/2018	08/13/2018 (0.00)	Avg: 3
51959262	Professional Educator License	08/13/2018	08/13/2018 (0.00)	Avg: 3
51998238	Professional Educator License	08/16/2021	08/16/2021 (0.00)	Avg: 3
51998243	Professional Educator License	08/16/2021	08/16/2021 (0.00)	Avg: 3
519109543	Professional Educator License	08/15/2022	08/15/2022 (0.00)	Avg: 3
519112038	Professional Educator License	08/15/2022	08/15/2022 (0.00)	Avg: 3

Group 4

Group 4 consists of each teacher whose last two performance evaluation ratings are Excellent as well as each teacher with two Excellent performance evaluation ratings out of the teachers last three performance evaluation ratings with a third rating of Satisfactory or Proficient.

	License	Date of Hire	Calculated Date of Hire	Score Average
51910442	Professional Educator License	08/12/1991	08/12/1991 (0.00)	Avg: 4
51910324	Professional Educator License	08/21/1991	08/21/1991 (0.00)	Avg: 4
51913162	Professional Educator License	08/17/1992	09/08/1992 (22.00)	Avg: 4
51910445	Professional Educator License	08/20/1994	08/20/1994 (0.00)	Avg: 4
51910439	Professional Educator License	08/24/1995	08/26/1995 (2.00)	Avg: 4
51910450	Professional Educator License	08/21/1995	09/27/1995 (37.00)	Avg: 4
51910451	Professional Educator License	08/21/1995	12/06/1995 (107.00)	Avg: 4

51910440	Professional Educator License	08/22/1997	09/23/1997 (32.00)	Avg: 4
51910444	Professional Educator License	08/14/2003	09/28/2003 (45.00)	Avg: 4
51910456	Professional Educator License	08/14/2006	08/14/2006 (0.00)	Avg: 4
51917845	Professional Educator License	08/10/2015	08/10/2015 (0.00)	Avg: 4
51929450	Professional Educator License	08/15/2016	08/15/2016 (0.00)	Avg: 4
51974962	Professional Educator License	08/12/2019	08/12/2019 (0.00)	Avg: 4

Special Education (High School)

Group 1

Group 1 shall consist of each teacher who is not in contractual continued service and who (i) has not received a performance evaluation rating, (ii) is employed for one school term or less to replace a teacher on leave, or (iii) is employed on a part-time basis. "Part-time basis" for the purposes of this subsection (b) means a teacher who is employed to teach less than a full-day, teacher workload or less than 5 days of the normal student attendance week, unless otherwise provided for in a collective bargaining agreement between the district and the exclusive representative of the district's teachers. For the purposes of this Section, a teacher (A) who is employed as a full-time teacher but who actually teaches or is otherwise present and participating in the district's educational program for less than a school term or (B) who, in the immediately previous school term, was employed on a full-time basis and actually taught or was otherwise present and participated in the district's

educational program for 120 days or more is not considered employed on a part-time basis.

	License	Date of Hire	Calculated Date of Hire	Score Average
519126711	Professional Educator License	08/14/2023	08/14/2023 (0.00)	Avg: 0
519126745	Professional Educator License	08/14/2023	08/14/2023 (0.00)	Avg: 0

Group 2

Group 2 consists of both tenured and non-tenured teachers with a Unsatisfactory or Needs Improvement performance evaluation rating in one of the last two performance evaluations)

	License	Date of Hire	Calculated Date of Hire	Score Average
--	---------	--------------	-------------------------	---------------

Group 3

Group 3 consists of both tenured and non-tenured teachers with a performance evaluation rating of at least Proficient on both of the last two evaluations (or only one performance evaluation if only one is available.)

	License	Date of Hire	Calculated Date of Hire	Score Average
51959262	Professional Educator License	08/13/2018	08/13/2018 (0.00)	Avg: 3

519109543	Professional Educator License	08/15/2022	08/15/2022 (0.00)	Avg: 3
519112038	Professional Educator License	08/15/2022	08/15/2022 (0.00)	Avg: 3

Group 4

Group 4 consists of each teacher whose last two performance evaluation ratings are Excellent as well as each teacher with two Excellent performance evaluation ratings out of the teachers last three performance evaluation ratings with a third rating of Satisfactory or Proficient.

	License	Date of Hire	Calculated Date of Hire	Score Average
51910442	Professional Educator License	08/12/1991	08/12/1991 (0.00)	Avg: 4
51910324	Professional Educator License	08/21/1991	08/21/1991 (0.00)	Avg: 4
51913162	Professional Educator License	08/17/1992	09/08/1992 (22.00)	Avg: 4
51910445	Professional Educator License	08/20/1994	08/20/1994 (0.00)	Avg: 4

51910439	Professional Educator License	08/24/1995	08/26/1995 (2.00)	Avg: 4
51910450	Professional Educator License	08/21/1995	09/27/1995 (37.00)	Avg: 4
51910451	Professional Educator License	08/21/1995	12/06/1995 (107.00)	Avg: 4
51910440	Professional Educator License	08/22/1997	09/23/1997 (32.00)	Avg: 4
51910444	Professional Educator License	08/14/2003	09/28/2003 (45.00)	Avg: 4
51910456	Professional Educator License	08/14/2006	08/14/2006 (0.00)	Avg: 4
51917845	Professional Educator License	08/10/2015	08/10/2015 (0.00)	Avg: 4
51929450	Professional Educator License	08/15/2016	08/15/2016 (0.00)	Avg: 4
51974962	Professional Educator License	08/12/2019	08/12/2019 (0.00)	Avg: 4

Special Education (Middle School)

Group 1

Group 1 shall consist of each teacher who is not in contractual continued service and who (i) has not received a performance evaluation rating, (ii) is employed for one school term or less to replace a teacher on leave, or (iii) is employed on a part-time basis. "Part-time basis" for the purposes of this subsection (b) means a teacher who is employed to teach less than a full-day, teacher workload or less than 5 days of the normal student attendance week, unless otherwise provided for in a collective bargaining agreement between the district and the exclusive representative of the district's teachers. For the purposes of this Section, a teacher (A) who is employed as a full-time teacher but who actually teaches or is otherwise present and participating in the district's educational program for less than a school term or (B) who, in the immediately previous school term, was employed on a full-time basis and actually taught or was otherwise present and participated in the district's educational program for 120 days or more is not considered employed on a part-time basis.

	License	Date of Hire	Calculated Date of Hire	Score Average
519126711	Professional Educator License	08/14/2023	08/14/2023 (0.00)	Avg: 0
519126745	Professional Educator License	08/14/2023	08/14/2023 (0.00)	Avg: 0

Group 2

Group 2 consists of both tenured and non-tenured teachers with a Unsatisfactory or Needs Improvement performance evaluation rating in one of the last two performance evaluations)

	License	Date of Hire	Calculated Date of Hire	Score Average
--	---------	--------------	-------------------------	---------------

Group 3

Group 3 consists of both tenured and non-tenured teachers with a performance evaluation rating of at least Proficient on both

of the last two evaluations (or only one performance evaluation if only one is available.)

	License	Date of Hire	Calculated Date of Hire	Score Average
51955929	Professional Educator License	08/13/2018	08/13/2018 (0.00)	Avg: 3
51959262	Professional Educator License	08/13/2018	08/13/2018 (0.00)	Avg: 3
519109543	Professional Educator License	08/15/2022	08/15/2022 (0.00)	Avg: 3
519112038	Professional Educator License	08/15/2022	08/15/2022 (0.00)	Avg: 3

Group 4

Group 4 consists of each teacher whose last two performance evaluation ratings are Excellent as well as each teacher with two Excellent performance evaluation ratings out of the teachers last three performance evaluation ratings with a third rating of Satisfactory or Proficient.

	License	Date of Hire	Calculated Date of Hire	Score Average
51910442	Professional Educator License	08/12/1991	08/12/1991 (0.00)	Avg: 4

51910324	Professional Educator License	08/21/1991	08/21/1991 (0.00)	Avg: 4
51913162	Professional Educator License	08/17/1992	09/08/1992 (22.00)	Avg: 4
51910445	Professional Educator License	08/20/1994	08/20/1994 (0.00)	Avg: 4
51910439	Professional Educator License	08/24/1995	08/26/1995 (2.00)	Avg: 4
51910450	Professional Educator License	08/21/1995	09/27/1995 (37.00)	Avg: 4
51910451	Professional Educator License	08/21/1995	12/06/1995 (107.00)	Avg: 4
51910440	Professional Educator License	08/22/1997	09/23/1997 (32.00)	Avg: 4
51910444	Professional Educator License	08/14/2003	09/28/2003 (45.00)	Avg: 4
51910456	Professional Educator License	08/14/2006	08/14/2006 (0.00)	Avg: 4

51917845	Professional Educator License	08/10/2015	08/10/2015 (0.00)	Avg: 4
51929450	Professional Educator License	08/15/2016	08/15/2016 (0.00)	Avg: 4
51974962	Professional Educator License	08/12/2019	08/12/2019 (0.00)	Avg: 4

Speech/Language Pathologist

Group 1

Group 1 shall consist of each teacher who is not in contractual continued service and who (i) has not received a performance evaluation rating, (ii) is employed for one school term or less to replace a teacher on leave, or (iii) is employed on a part-time basis. "Part-time basis" for the purposes of this subsection (b) means a teacher who is employed to teach less than a full-day, teacher workload or less than 5 days of the normal student attendance week, unless otherwise provided for in a collective bargaining agreement between the district and the exclusive representative of the district's teachers. For the purposes of this Section, a teacher (A) who is employed as a full-time teacher but who actually teaches or is otherwise present and participating in the district's educational program for less than a school term or (B) who, in the immediately previous school term, was employed on a full-time basis and actually taught or was otherwise present and participated in the district's educational program for 120 days or more is not considered employed on a part-time basis.

	License	Date of Hire	Calculated Date of Hire	Score Average
--	---------	--------------	-------------------------	---------------

Group 2

Group 2 consists of both tenured and non-tenured teachers with a Unsatisfactory or Needs Improvement performance evaluation rating in one of the last two performance evaluations)

	License	Date of Hire	Calculated Date of Hire	Score Average
--	---------	--------------	-------------------------	---------------

Group 3

Group 3 consists of both tenured and non-tenured teachers with a performance evaluation rating of at least Proficient on both of the last two evaluations (or only one performance evaluation if only one is available.)

	License	Date of Hire	Calculated Date of Hire	Score Average
51998254	Professional Educator License	08/16/2021	08/16/2021 (0.00)	Avg: 3.5

Group 4

Group 4 consists of each teacher whose last two performance evaluation ratings are Excellent as well as each teacher with two Excellent performance evaluation ratings out of the teachers last three performance evaluation ratings with a third rating of Satisfactory or Proficient.

	License	Date of Hire	Calculated Date of Hire	Score Average
51910455	Professional Educator License	08/19/1996	05/26/1997 (280.00)	Avg: 4
51910453	Professional Educator License	09/15/1997	09/15/1997 (0.00)	Avg: 4

51915161	Professional Educator License	11/03/2014	11/03/2014 (0.00)	Avg: 4
----------	-------------------------------	------------	-------------------	--------

STEM

Group 1

Group 1 shall consist of each teacher who is not in contractual continued service and who (i) has not received a performance evaluation rating, (ii) is employed for one school term or less to replace a teacher on leave, or (iii) is employed on a part-time basis. "Part-time basis" for the purposes of this subsection (b) means a teacher who is employed to teach less than a full-day, teacher workload or less than 5 days of the normal student attendance week, unless otherwise provided for in a collective bargaining agreement between the district and the exclusive representative of the district's teachers. For the purposes of this Section, a teacher (A) who is employed as a full-time teacher but who actually teaches or is otherwise present and participating in the district's educational program for less than a school term or (B) who, in the immediately previous school term, was employed on a full-time basis and actually taught or was otherwise present and participated in the district's educational program for 120 days or more is not considered employed on a part-time basis.

	License	Date of Hire	Calculated Date of Hire	Score Average
--	---------	--------------	-------------------------	---------------

Group 2

Group 2 consists of both tenured and non-tenured teachers with a Unsatisfactory or Needs Improvement performance evaluation rating in one of the last two performance evaluations)

	License	Date of Hire	Calculated Date of Hire	Score Average
--	---------	--------------	-------------------------	---------------

Group 3

Group 3 consists of both tenured and non-tenured teachers with a performance evaluation rating of at least Proficient on both of the last two evaluations (or only one performance evaluation if only one is available.)

	License	Date of Hire	Calculated Date of Hire	Score Average
--	---------	--------------	-------------------------	---------------

Group 4

Group 4 consists of each teacher whose last two performance evaluation ratings are Excellent as well as each teacher with two Excellent performance evaluation ratings out of the teachers last three performance evaluation ratings with a third rating of Satisfactory or Proficient.

	License	Date of Hire	Calculated Date of Hire	Score Average
51910295	Professional Educator License	08/24/1998	03/30/1999 (218.00)	Avg: 4
51974957	Professional Educator License	08/12/2019	08/12/2019 (0.00)	Avg: 4

RICHLAND COUNTY COMMUNITY UNIT SCHOOL DISTRICT NO. 1

SENIORITY LIST

EDUCATIONAL SUPPORT PERSONNEL

2023-2024

(REVISED 01/08/2024)

EDUCATIONAL SUPPORT PERSONNEL

Initials		FIRST DAY WORKED	Hrs/Days/Months
A.	ADMINISTRATIVE ASSISTANT		
	Angie Wisner	July 24, 2006	12 mo 251 days @ 8 hrs = 2008 hrs
B.	DISTRICT PAYMASTER		
	Rita Kman	January 6, 2020	12 mo 251 days @ 8 hrs = 2008 hrs 343
C.	DISTRICT BOOKKEEPER		
	Claire Graves	October 4, 2021	12 mo 251 days @ 8 hrs = 2008 hrs
D.	DATA MANAGEMENT SPECIALIST		
	Mindy Fox	June 1, 2011	12 mo 251 days @ 8 hrs = 2008 hrs
E.	DISTRICT BENEFITS AND GRANT SECRETARY		
	Jami Mills (Hired as bus aide 8/13/18, moved to driver 8/27/20, added p/t medicaid clerk 9/22/20 moved to full-time District Secretary 5/25/22)	September 22, 2020	12 mo 251 days @ 8 hrs = 2008 hrs
F.	TRANSPORTATION ASSISTANT		
	Brandi Lutz	July 17, 2023	12 mo 251 days @ 8 hrs = 2008 hrs

Initials	G.	SECRETARIES		
		Lela Weesner	December 1, 2000	180 days@8 hrs + 120 hrs before/after = 1560 hrs
		Tracey Rodgers	August 1, 2007	180 days@8hrs + 210 hrs before/after = 1650 hrs
		Jennifer Fancher	August 8, 2017	180 days@8 hrs + 280 hrs before/after = 1720 hrs
		Breanna Dasch (hired as Paraprofessional 1/22/16, moved to Secretary 7/23/18)	July 23, 2018	180 days@8 hrs + 280 hrs before/after = 1720 hrs
		Natalie Berry	December 11, 2019	180 days@8hrs + 210 hrs before/after = 1650 hrs
	P/T	Marcella Coats	August 3, 2020	Timesheet
		Kristy Harting (hired as Paraprofessional 9/20/19, moved to Secretary 9/2/20, moved to office manager 8/29/22)	September 2, 2020	180 days@8 hrs + 280 hrs before/after = 1720 hrs 314
		Taylor Henry (hired as Paraprofessional 8/27/20, moved to Secretary 7/1/21)	July 1, 2021	180 days@8 hrs + 280 hrs before/after = 1720 hrs
		Heather Colwell	August 9, 2021	180 days@8 hrs + 280 hrs before/after = 1720 hrs
		Hannah Kocher	September 17, 2021	180 days@8 hrs + 280 hrs before/after = 1720 hrs
		Vanessa Pfoff	October 5, 2021	180 days@8 hrs + 70 hrs before/after = 1510 hrs
		Bethany Goodrum (hired as Paraprofessional 8/27/20, moved to secretary 1/26/22)	January 26, 2022	180 days@8hrs + 140 hrs before/after = 1580 hrs
		Madison Muhs (hired as Paraprofessional 8/16/21, moved to secretary 8/29/22)	August 29, 2022	180 days@8hrs + 70 hrs before/after = 1510 hrs
		Sarah Higginbotham	July 1, 2023	180 days@8hrs + 140 hrs before/after = 1580 hrs

Initials		SECRETARIES cont.	FIRST DAY WORKED	Hrs/Days/Months
		Heather Anderson (hired as Paraprofessional 8/15/23, moved to secretary 11/15/23)	November 15, 2023	180 days@8hrs + 70 hrs before/after = 1510 hrs
	H.	MAINTENANCE FOREMAN/SUPERVISOR		
		Atallah Ahmad	September 4, 2018	12 mo 252 days @ 9 hrs = 2268 hrs
Initials	I.	CUSTODIAN		
		Marty Overton	February 5, 1991	12 mo 252 days @ 9 hrs = 2268 hrs
		Toby Jones	August 15, 2006	12 mo 215 days@8 hrs+37 days@9 hrs = 2053 hrs
		Randy Reeves	May 21, 2007	12 mo 252 days @ 9 hrs = 2268 hrs
		Sherye Brown	October 15, 2012	12 mo 215 days@8 hrs+37 days@9 hrs = 2053 hrs
		Steve Rodgers	October 15, 2015	12 mo 216 days@8 hrs+36 days@9 hrs = 2052 hrs
		Ricky Huffman	May 20, 2016	12 mo 216 days@8 hrs+36 days@9 hrs = 2052 hrs
		Scott Williams	November 16, 2016	12 mo 252 days@9 hrs = 2268 hrs
		Scott Hahn (7-25-16 to 9-19-21 returned 4-22-22)	July 25, 2016	12 mo 216 days@8 hrs+36 days@9 hrs = 2052 hrs
		Tara Milburn (10-18-18 to 9-22-20 returned 11-17-21)	October 18, 2018	12 mo 252 days@9 hrs = 2268 hrs
		Becky Kocher	July 20, 2020	12 mo 216 days@8 hrs+36 days@9 hrs = 2052 hrs
		Tony Gerber	October 16, 2020	12 mo 216 days@8 hrs+36 days@9 hrs = 2052 hrs
		Richard Atkins	October 5, 2021	12 mo 216 days@8 hrs+36 days@9 hrs = 2052 hrs
		Connor Walker	March 18, 2022	12 mo 216 days@8 hrs+36 days@9 hrs = 2052 hrs
		David Murphy	May 23, 2022	12 mo 216 days@8 hrs+36 days@9 hrs = 2052 hrs

Initials		CUSTODIANS cont.	FIRST DAY WORKED	Hrs/Days/Months
		Jacob Miller	June 22, 2022	12 mo 216 days@8 hrs+36 days@9 hrs = 2052 hrs
		Sheree O'Connor	July 24, 2023	12 mo 216 days@8 hrs+36 days@9 hrs = 2052 hrs
	J.	FOOD SERVICE DIRECTOR		
		Andrea Thomas	July 24, 2023	200 days @ 8 hrs a day= 1600 hrs
	K.	FOOD SERVICE STAFF		
		Donna Swinson	August 21, 1995	176 days @ 6.5 hrs a day= 1144 hrs
		Regina Utley	August 19, 1996	176 days @ 6.5 hrs a day= 1144 hrs
		Karla Volk	March 18, 2004	180 days @ 7 hrs a day= 1260 hrs (also does timesheet for extra hrs for cashier)
		Bobbi Geltz	August 28, 2017	176 days @ 6.5 hrs a day = 1144 hrs
		Betty Meers	August 1, 2018	176 days @ 6.5 hrs a day = 1144 hrs
				316
	P/T	Meadows, Treva	November 20, 2019	176 days @ 4.5 hrs a day = 792 hrs
		Crystal Green	November 20, 2019	176 days @ 7 hrs a day= 1232 hrs
		Kim Range	August 16, 2021	176 days @ 6.5 hrs a day = 1144 hrs
		Christy Travis	August 16, 2021	176 days @ 7 hrs a day= 1232 hrs
		Trinity Milburn	August 15, 2022	176 days @ 7 hrs a day= 1232 hrs
		Amy Siders	September 23, 2022	176 days @ 6.5 hrs a day = 1144 hrs
		Amber Berkshire	August 15, 2023	176 days @ 6.5 hrs a day = 1144 hrs
	P/T	R. Kaye Burgin	August 16, 2023	176 days @ 4 hrs a day = 704 hrs
		Rebecca Lomas	August 16, 2023	176 days @ 6.5 hrs a day = 1144 hrs

Initials		FOOD SERVICE STAFF cont.	FIRST DAY WORKED	Hrs/Days/Months
		Korina Barnes	August 21, 2023	176 days @ 6.5 hrs a day = 1144 hrs
		Tiffany Cothorn	October 23, 2023	176 days @ 6.5 hrs a day = 1144 hrs
	P/T	V. Carol Hicks	October 23, 2023	176 days @ 4 hrs a day = 704 hrs
	P/T	Christina Renfrow	January 3, 2024	176 days @ 4 hrs a day = 704 hrs
		L. TRANSPORTATION SUPERVISOR		
		Brent Inyart	March 1, 1996	12 mo (9hrs @ 252 days = 2268 hrs)
		M. TRANSPORTATION MECHANIC		
		Lonnie Doan	July 9, 2012	12 mo (9hrs @ 252 days = 2268 hrs)
Initials	N.	SCHOOL BUS DRIVER		
		Janet Kuhlrig	August 25, 1994	Timesheet 317
		Gennie Bare	August 25, 1994	176 days
		Chris Borah	August 17, 2001	176 days
		Jimetta McDonald	August 18, 2003	176 days
		David Angle	September 20, 2007	Timesheet
		Treva Meadows	August 8, 2013	176 days
		Robert Phillips	August 13, 2013	Timesheet
		Larry Brian	August 11, 2014	176 days
		Bob Page	January 16, 2015	176 days
		Gary Cummins	August 12, 2015	176 days

Initials	SCHOOL BUS DRIVER cont.	FIRST DAY WORKED	Hrs/Days/Months
	Ricky Crane	August 16, 2016	176 days
	Doug Wingert	January 4, 2017	176 days
	Chris Jennette	September 22, 2017	176 days
	Marcella Coats	August 13, 2019	176 days
	Alan Sanders	October 16, 2020	176 days
	Stephan Rodgers	March 19, 2021	176 days
	Julie Tabb	August 16, 2021	176 days
	Dawna Hawes	September 23, 2022	176 days
	Tonya Cooley	February 17, 2023	176 days
	Zachariah Buchanan	November 15, 2023	176 days
			318
	O. OTHER TRANSPORTATION STAFF		
	Brenda Dunahee	December 3, 2012	Timesheet
	Connie Branstetter	August 16, 2016	Timesheet
	Brenda Patterson	August 16, 2016	Timesheet
	Allyson Summers	August 31, 2020	Timesheet
	P. PARAPROFESSIONAL		
	Julie Rusk	August 22, 1997	174 days @ 7 hrs = 1218 hrs
	Julie Schmucker	November 10, 1997	174 days @ 7 hrs = 1218 hrs
	Gena Bunting	March 19, 2001	174 days @ 7 hrs = 1218 hrs

Initials	PARAPROFESSIONAL cont.	FIRST DAY WORKED	Hrs/Days/Months
	Angel Brown	August 17, 2001	174 days @ 7 hrs = 1218 hrs
	Lisa Shilling	December 16, 2011	174 days @ 7 hrs = 1218 hrs
	Natasha Thrasher	August 10, 2015	174 days @ 7 hrs = 1218 hrs
	Tena Anderson	September 18, 2015	174 days @ 7 hrs = 1218 hrs
	Marchele Dehner	August 15, 2016	174 days @ 7 hrs = 1218 hrs
	Annie Conn	August 15, 2016	174 days @ 7 hrs = 1218 hrs
	Heather Baker	August 15, 2016	174 days @ 7 hrs = 1218 hrs
	Donna Balding	January 20, 2017	174 days @ 7 hrs = 1218 hrs
	Amanda Brinkley	December 21, 2018	174 days @ 7 hrs = 1218 hrs
			319
	Maci Deimel	August 12, 2019	174 days @ 7 hrs = 1218 hrs
	Bridget Field	August 12, 2019	174 days @ 7 hrs = 1218 hrs
	Tori Gosnell	August 12, 2019	174 days @ 7 hrs = 1218 hrs
	Brandy White	September 23, 2019	174 days @ 7 hrs = 1218 hrs
	Erin Anderson	November 20, 2019	174 days @ 7 hrs = 1218 hrs
	Shandy Holmes	December 20, 2019	174 days @ 7 hrs = 1218 hrs
	JoBeth McDonald	November 18, 2020	174 days @ 7 hrs = 1218 hrs
	Rachel Wilson	August 16, 2021	174 days @ 7 hrs = 1218 hrs
	Sarah Howard	August 16, 2021	174 days @ 7 hrs = 1218 hrs

Initials	PARAPROFESSIONAL cont.	FIRST DAY WORKED	Hrs/Days/Months
	Donna Rude	August 16, 2021	174 days @ 7 hrs = 1218 hrs
	Angie Shewmake	August 16, 2021	174 days @ 7 hrs = 1218 hrs
	Stefanie Short	August 16, 2021	174 days @ 7 hrs = 1218 hrs
	Kalee Bunting	March 18, 2022	174 days @ 7 hrs = 1218 hrs
	Shanna Ginder	August 15, 2022	174 days @ 7 hrs = 1218 hrs
	Dee Lathrop	August 15, 2022	174 days @ 7 hrs = 1218 hrs
	Stacey Schanda	August 15, 2022	174 days @ 7 hrs = 1218 hrs
	Amanda Stallard	August 15, 2022	174 days @ 7 hrs = 1218 hrs
	Jasmine Wright	August 15, 2022	174 days @ 7 hrs = 1218 hrs
	Ellen Jenner	September 23, 2022	174 days @ 7 hrs = 1218 hrs
	Britny Kocher	September 30, 2022	174 days @ 7 hrs = 1218 hrs
	Jessica Reedy	October 21, 2022	174 days @ 7 hrs = 1218 hrs
	Kayla Dalton	November 16, 2022	174 days @ 7 hrs = 1218 hrs
	Lacie Lewis	November 16, 2022	174 days @ 7 hrs = 1218 hrs
	Yuliia Avdusenko	August 15, 2023	174 days @ 7 hrs = 1218 hrs
	Christy Cantrell	August 15, 2023	174 days @ 7 hrs = 1218 hrs
	Tyler Hahn	August 15, 2023	174 days @ 7 hrs = 1218 hrs
	Amelia McPheron	August 15, 2023	174 days @ 7 hrs = 1218 hrs

320

Initials	PARAPROFESSIONAL cont.	FIRST DAY WORKED	Hrs/Days/Months
	Courtney Wilson	August 15, 2023	174 days @ 7 hrs = 1218 hrs
	Parker Brinkley	August 21, 2023	174 days @ 7 hrs = 1218 hrs
	Courtney Cordell	August 21, 2023	174 days @ 7 hrs = 1218 hrs
	Brittany Balding	September 5, 2023	174 days @ 7 hrs = 1218 hrs
	Jessica Cooper	September 22, 2023	174 days @ 7 hrs = 1218 hrs
	Summer Williams	September 22, 2023	174 days @ 7 hrs = 1218 hrs
	AIDES - Supervision		
	Megan Reid	August 16, 2021	174 days @ 7 hrs = 1218 hrs
Q.	TEACHER ASSISTANTS	FIRST DAY WORKED	Hrs/Days/Months
	Pauline Volk	August 11, 2008	174 days
	Nancy DeMeyer	October 25, 2010	174 days
	April Cline	November 19, 2014	174 days
	Clarissa Ginder	August 14, 2017	174 days
	Miranda Williams	August 13, 2018	174 days
	Michele Reynolds (Hired as Paraprofessional 11/16/05, moved to TA 8/13/18)	August 13, 2018	174 days
	Shawna Doris (Hired as Paraprofessional 8/12/14, moved to TA 8/27/20)	August 27, 2020	174 days
	Briauna Baltzell	August 16, 2021	174 days
	Mike Groves	August 16, 2021	174 days

321

	TEACHER ASSISTANTS cont'd	FIRST DAY WORKED	Hrs/Days/Months
	Kimberly Ochs (Hired as Paraprofessional 11/18/20, moved to TA 8/15/23)	August 15, 2023	174 days
	Logan Kauble	August 15, 2023	174 days
	Kristi Nosek	August 15, 2023	174 days
	R. JROTC		
	Roy Waldhoff	July 18, 2011	12 mo
	Mickey Haynes (12/8/06-06/16/11, returned 3/19/15 - 5/24/19, returned 8/12/19 - 3/1/22, returned 8/14/23)	August 14, 2023	12 mo
	S. TECHNOLOGY SPECIALIST		
	Ryan Roark	June 2, 2008	12 mo (216 days @ 8 hrs + 36 @ 10hrs) = 2088
	Tim Tahtinen	February 1, 2010	12 mo (216 days @ 8 hrs + 36 @ 10hrs) = 2088 322
	Bobby Reynolds (Hired as custodian 3/22/19, moved to district systems technician 7-5-22)	July 5, 2022	12 mo (216 days @ 8hrs + 36 @ 10hrs) = 2088
	T. NURSE		
	Darla Johnson	August 14, 2017	180 days
	U. BIRTH TO 3 PARENT EDUCATOR		
	Brittania Kocher	September 11, 2017	180 days
	V. TRUANCY INTERVENTIONIST		
	Patrick Mehaffey	August 30, 2018	185 Days