

**Richland County Community Unit School District No.1
Board of Education**

**Regular Meeting
Tuesday, November 14, 2023
Richland County High School
1200 E. Laurel St.
Olney, IL 62450
6:00 PM**

| | | |
|------|--|-----|
| I. | Call to Order and Pledge of Allegiance | |
| II. | Roll Call | |
| III. | Recognition and Comments from Employees and Public | |
| | A. JROTC Honor Unit with Distinction | |
| | B. RCHS Girls Tennis State Qualifiers and SICA All South Team | |
| | C. RCHS Trapshooting Team Accomplishments | |
| | D. Olney FFA Chapter - National FFA Convention Champions and Accomplishments | |
| | E. Paula West - 2023 Distinguished Educator of Personal Finance Award | |
| IV. | Consent Agenda | |
| | A. * Minutes of Previous Meetings | |
| | 1. * Regular and Closed Minutes of the Regular Board Meeting of Thursday, October 19, 2023. | 3 |
| | B. * Closed Minutes | |
| | 1. * Approve Destruction of Audio Recordings of April 5, 2022 and April 21, 2022. | |
| | C. * Communication | |
| | 1. * Thank you note from Diane Davis | 7 |
| | D. * October FOIA Log | 9 |
| | E. * Building Reports | |
| | 1. * RCELC | 10 |
| | 2. * RCES | 12 |
| | 3. * RCMS | |
| | 4. * RCHS | 14 |
| | 5. * Special Education | 17 |
| | F. * Approve Fundraisers | 18 |
| V. | Financial Reports | |
| | A. Treasurer's Report | 25 |
| | B. Balance Sheet | 26 |
| | C. Approval of Bills and Payroll | 31 |
| | D. All Other Financial Reports | |
| | 1. Comparison of Funds - October 2022 with October 2023 | 94 |
| | 2. Monthly Financial Report | 95 |
| | 3. Financial Update/Review | 180 |
| VI. | Administrative Reports | |
| | A. Superintendent's Report | |
| | 1. 2023 School Report Card | |
| | 2. American Education Week - November 13-17 | |

| | | |
|-------|--|-----|
| 3. | School Board Members Day - November 15 | |
| B. | Assistant Superintendent's Report | |
| 1. | FY23 Audit Update | |
| 2. | RCMS Fitness Equipment Auction Update | |
| VII. | Unfinished Business | |
| VIII. | New Business | |
| A. | Approve and hear a presentation from Jamie VanDyke about the German Exchange Program. | 182 |
| B. | Approve Resolution providing for the issue of General Obligation School Bonds (Alternate Revenue Source), Series 2018 & Series 2019, of the District, for the purpose of improving school facilities of the District, providing for the pledge of certain revenues and the levy of a direct annual tax sufficient to pay the principal and interest on said bonds, and authorizing the sale of said bonds to the purchase thereof. | 199 |
| C. | Approve Tentative 2023 Tax Levy | 219 |
| IX. | Enter Executive Session | |
| A. | 2(c)(1) To Consider Information Regarding Appointment, Employment, Compensation, Discipline, Performance, or Dismissal of Individual Employees | |
| B. | 2(c)(9) To Discuss Student Disciplinary Cases | |
| C. | 2(c)(11) To Discuss Matters of Possible or Pending Litigation | |
| D. | 2(c)(21) To Discuss Matters of Closed Session Minutes | |
| X. | Exit Executive Session | |
| XI. | Possible Student Discipline | |
| XII. | Possible Action on Coaching Positions | |
| XIII. | Personnel Action | |
| XIV. | Adjournment | |

Regular Meeting
Thursday, October 19, 2023 6:00 PM Central

Richland County High School
1200 E. Laurel St.
Olney, IL 62450

I. Call to Order and Pledge of Allegiance – The regular meeting of the Richland County Board of Education was called to order by President Scott Snyder at 6:00 p.m. on Thursday, October 19, 2023.

II. Roll Call

Jake Anderson: Absent
Cindy Bailey: Present
Norm Henderson: Present
arc Leist: Present
Cindy Lockley: Present
Scott Snyder: Present
Jeff Wilson: Present

Present: 6, Absent: 1.

III. Recognition and Comments from Employees and Public

Jamie Tyler and Kristie Shoemaker, representing RCEA, thanked the Administration and the Board of Education for their hard work for the staff, students and community.

The board recognized the RCMS Boys Baseball Team for their 2nd place finish at State, and RCMS Girls Softball Team for their appearance at State.

The board recognized the RCMS Boys and Girls Cross Country Team appearance at State with the Boys placing 3rd.

The board recognized Mrs. Cris Edwards, RCES Principal, for being honored as a 2023 NAESP National Distinguished Principal.

The board heard presentations from: Kacie Rodgers – Curriculum Director, Jason Smith – Instructional Math Coach, and Ryan Denton – Instructional Technology Coach

IV. Consent Agenda

Motion to approve the consent agenda as presented. This motion, made by Norm Henderson and seconded by Cindy Lockley, Passed.

Jake Anderson: Absent, Cindy Bailey: Yea, Norm Henderson: Yea, Marc Leist: Yea, Cindy Lockley: Yea, Scott Snyder: Yea, Jeff Wilson: Yea
Yea: 6, Nay: 0, Absent: 1

IV.A. * Minutes of Previous Meetings

IV.A.1. * Regular and Closed Minutes of the Regular Board Meeting of Thursday, September 21, 2023.

IV.B. * Closed Minutes

IV.B.1. * Approve Destruction of Audio Recording of March 17, 2022.

IV.C. * Communication – Thank you note from Tasha Thuftedal for the flowers sent after the death of her mother.

IV.D. * September FOIA Log included one request from Janine Asmus, libraryfoia@gmail.com, requesting the names and emails of all staff certified as school librarians.

IV.E. * Building Reports submitted by Administration from each building.

IV.E.1. * RCELC

IV.E.2. * RCES

IV.E.3. * RCMS

IV.E.4. * RCHS

IV.E.5. * Special Education

IV.F. * Approve Fundraiser requests as presented.

V. Financial Reports

Motion to approve financial reports as presented. This motion, made by Jeff Wilson and seconded by Cindy Bailey, Passed.

Jake Anderson: Absent, Cindy Bailey: Yea, Norm Henderson: Yea, Marc Leist: Yea, Cindy Lockley: Yea, Scott Snyder: Yea, Jeff Wilson: Yea
Yea: 6, Nay: 0, Absent: 1

V.A. Treasurer's Report – the monthly treasurer’s report was presented.

V.B. Balance Sheet – the monthly balance sheet was presented.

V.C. Approval of Bills and Payroll – The monthly bill listing to date in the amount of \$1,790,552.72 and the district payroll for the month of September 2023 was presented for payment. Payroll and personnel on a regular employment status for the month of October 2023 is the same as the month of September 2023 with the following exceptions:

ADDITIONS: Brittany Balding – RCMS Paraprofessional, Summer Williams – RCES Paraprofessional, and Jessica Cooper – RCES Paraprofessional

DELETIONS: Allison Howard – RCES Paraprofessional and Natalie Shryock – RCES Paraprofessional

V.D. All Other Financial Reports

V.D.1. Comparison of Funds - September 2022 with September 2023

V.D.2. Monthly Financial Report – the monthly financial report was presented.

V.D.3. Financial Update/Review – Mr. LeCrone reviewed the financial reports.

VI. Administrative Reports

VI.A. Superintendent's Report

VI.A.1. Principal Appreciation Day - October 20th

VI.A.2. American Education Week - November 13-17

VI.A.3. IASB Joint Annual Conference - November 17-19

Mr. Wilson stated the he and Cindy Bailey attended the IASB Wabash Region Meeting that was held on October 17, 2023. The main topic was on teacher shortage.

Mr. Wilson also stated that many class reunions have been taking tours of the high school and there has been nothing but positive feedback on how well our district has been maintained and the progress we are making.

VI.B. Assistant Superintendent's Report

VI.B.1. National School Bus Safety Week - October 16-20

VII. Unfinished Business

VIII. New Business

VIII.A. Approval of Bus Driver Recruitment Plan – *Documents Registry 23-10-01*

Motion to approve the Bus Driver Recruitment Plan as presented. This motion, made by Cindy Lockley and seconded by Norm Henderson, Passed.

Jake Anderson: Absent, Cindy Bailey: Yea, Norm Henderson: Yea, Marc Leist: Yea, Cindy Lockley: Yea, Scott Snyder: Yea, Jeff Wilson: Yea
Yea: 6, Nay: 0, Absent: 1

VIII.B. Appoint Delegate to Represent the Board at the Joint Annual Conference

Motion to appoint Norm Henderson as the delegate to represent the board at the Joint Annual Conference. This motion, made by Cindy Bailey and seconded by Cindy Lockley, Passed.

Jake Anderson: Absent, Cindy Bailey: Yea, Norm Henderson: Yea, Marc Leist: Yea, Cindy Lockley: Yea, Scott Snyder: Yea, Jeff Wilson: Yea
Yea: 6, Nay: 0, Absent: 1

IX. Enter Executive Session

Motion to enter executive session at 6:53 p.m. This motion, made by Cindy Lockley and seconded by Jeff Wilson, Passed.

Jake Anderson: Absent, Cindy Bailey: Yea, Norm Henderson: Yea, Marc Leist: Yea, Cindy Lockley: Yea, Scott Snyder: Yea, Jeff Wilson: Yea
Yea: 6, Nay: 0, Absent: 1

IX.A. To Consider Information Regarding Appointment, Employment, Compensation, Discipline, Performance, or Dismissal of Individual Employees

IX.B. To Discuss Matters of Possible or Pending Litigation

IX.C. To Discuss Matters of Closed Session Minutes

X. Exit Executive Session

Motion to exit executive session at 8:05 p.m. This motion, made by Jeff Wilson and seconded by Norm Henderson, Passed.

Jake Anderson: Absent, Cindy Bailey: Yea, Norm Henderson: Yea, Marc Leist: Yea, Cindy Lockley: Yea, Scott Snyder: Yea, Jeff Wilson: Yea
Yea: 6, Nay: 0, Absent: 1

XI. Personnel Action

Motion to approve all Personnel Action as presented; the retirement of Gina Morgan as RCHS Food Service Staff Member effective September 29, 2023. The resignation of Holly O'Brien as Assistant Special Education Coordinator effective November 17, 2023. The employment of Virginia Carol Hicks and Tiffany Cothorn as Food Service Staff Members effective October 23, 2023. Approval of Detrych Curtis as Volunteer Wrestling Coach for the 2023-24 season. This motion, made by Norm Henderson and seconded by Jeff Wilson, Passed.

Jake Anderson: Absent, Cindy Bailey: Yea, Norm Henderson: Yea, Marc Leist: Yea, Cindy Lockley: Yea, Scott Snyder: Yea, Jeff Wilson: Yea
Yea: 6, Nay: 0, Absent: 1

XII. Adjournment

Motion to adjourn 8:07 pm. This motion, made by Norm Henderson and seconded by Cindy Bailey, Passed.

Jake Anderson: Absent, Cindy Bailey: Yea, Norm Henderson: Yea, Marc Leist: Yea, Cindy Lockley: Yea, Scott Snyder: Yea, Jeff Wilson: Yea
Yea: 6, Nay: 0, Absent: 1

Approved:

President: _____

Secretary: _____

Thank you
for the plant, it's
beautiful. Your thoughtfulness
meant everything to me. I love
this school district and appreciate
your kindness.

Diane Davis

of sympathy

appreciation your kind expression

acknowledges with grateful

Fete Davis
The family of

October 2023 FOIA Log

| Date Received | Sender | Request | Response | Date of Response |
|---------------|---|---|--|------------------|
| 10/5/2023 | Public Records, Allium Data Michael Rost publicrecords@alliumdata.com 1919 15th St., Ste 700 Boulder, CO 80302-5482 | Requesting property & casualty insurance renewal summary and employee benefits insurance renewal summary | Response e-mailed to publicrecords@alliumdata.com with summaries provided by both Blank's Insurance and Clemens Insurance | 10/16/2023 |
| 10/19/2023 | Aaron Henby nhenby@gmail.com 4349 N. Shell Rd. Olney, IL 62450 | Requesting how many students (no names) have been suspended or expelled from school for threatening the school or students in the past four years and if any have been arrested | Response mailed with Skyward Report to Aaron Henby stating 8 students have been suspended/expelled since August 2020 | 10/20/2023 |
| 10/27/2023 | Karen Garcia, SmartProcure | Requesting current employee/staff contact information. | Response e-mailed with Excel file of contact information including name, position title, department, office phone number, email address, office physical address | 10/30/2023 |

TigerTales - The story begins.



RC ELC Preschool Vision:

Creating a community in which every child has access to a rich and safe learning environment that fosters happy, healthy learners and leaders.

RC ELC Preschool Mission:

To provide the educational foundations for the learners and leaders of tomorrow.

Enrollment as of 11/1/2023:

| Program: | Total Enrollment |
|--------------------------|-------------------------|
| Birth-3 | 54 |
| Preschool For All | 154 |
| Early Childhood | 15 |

Current and Upcoming Events:

- **Bus Evacuation Drill - Friday, September 20**
- **Fall Harvest Event - Tuesday, September 24**
- **B-3 Fieldtrip to Fire station - Thursday, September 26**
- **Preschool ISBE site visit - Wednesday, November 1-8th**
- **B-3 Resource Fair/Advisory Committee Meeting - Tuesday, November 14**
- **Parent Teacher Conference - Thursday, November 16 & Friday, November 17**





RCES Building Report

November 2023

| Enrollment Figures by Grade Level at the beginning of November 2023: as of 10/31/23 | | | | | | | | | | | Totals |
|--|----|----|----|----|----|----|----|--|--|--|---------------|
| Kg | 21 | 20 | 21 | 21 | 21 | 21 | 20 | | | | 145 |
| 1st | 21 | 21 | 20 | 20 | 20 | 21 | 21 | | | | 144 |
| 2nd | 23 | 21 | 22 | 22 | 22 | 22 | 22 | | | | 154 |
| Pri LD/MMI | 1 | 1 | | | | | | | | | 2 |
| 3rd | 21 | 21 | 22 | 21 | 20 | 21 | 19 | | | | 145 |
| 4th | 23 | 23 | 22 | 23 | 23 | 23 | 22 | | | | 159 |
| 5th | 25 | 23 | 23 | 22 | 22 | 22 | 22 | | | | 159 |
| Int LD/MMI | 5 | | | | | | | | | | 6 |
| Total | | | | | | | | | | | 914 |

| SESE Classes | |
|---------------------|----|
| SESE Autism Room | 10 |
| Off Site Location | 1 |
| Homebound | 0 |
| RCES/SESE Total | 11 |

| October Attendance Percentage: | |
|---------------------------------------|-------|
| Kindergarten | 93.66 |
| 1st Grade | 94.90 |
| 2nd Grade | 94.31 |
| 3rd Grade | 95.99 |
| 4th Grade | 94.39 |
| 5th Grade | 93.22 |

| October Discipline Report: | |
|-----------------------------------|---|
| Bus Suspension | 2 |
| In School Suspension | 1 |
| Out of School Suspension | 4 |

News and Events:

- 11/2 & 3 - Author Dan Santat Visit
- 11/9 - End of 1st Trimester
- 11/9 - High 5 "Friday" (VFW/veterans)
- 11/9 - 4th grade patriotic music programs (9:30 & 1:30)
- 11/13 - American Education Week
- 11/16 & 17 - P/T Conferences
- 11/22 - 11/26 - Thanksgiving break
- 12/7 - Picture Retake Day
- 12/8 - Music Program (2nd)





RCCHS School Board Report - November '23

| Enrollment by Grade Level as of 10/31/23: | Totals | Attendance % by Grade Level for previous month: |
|--|---------------|--|
| Freshman | 206 | 94.48 |
| Sophomore | 176 | 93.32 |
| Junior | 155 | 93.03 |
| Senior | 141 | 92.32 |
| Total | 678 | 93.29 |

| Building Discipline Report for previous month: | Freshman | Sophomore | Junior | Senior | Total |
|---|-----------------|------------------|---------------|---------------|--------------|
| ISS | 7 | 2 | 1 | 1 | 11 |
| OSS | 2 | - | 1 | 1 | 4 |
| Lunch Detention | 21 | 3 | 7 | 7 | 38 |
| Detention | 35 | 22 | 34 | 34 | 125 |
| Saturday School | - | - | - | - | - |

** RCHS Events

| Date | Event |
|------------------|--|
| November 1 - 4 | 96th National FFA Convention in Indianapolis - RCHS has a record number attending (25) |
| November 2 + 3 | Hosting RCES Author Visit - RCPAC (8:30 AM - 11:30 AM) |
| November 4 | Lady Tiger Sectional Swim Meet @ Champaign |
| November 5 | Daylight Savings Time Ends - Fall Back |
| November 7 | Election Day |
| November 9 | Meet the Tigers Night - Winter Edition (6:30 PM) |
| November 10 | No Student Attendance - Veterans Day Observance |
| November 14 | LIC Town Hall Meeting - RCPAC - 9:00 AM |
| November 16 | 2nd Term / Mid-Term |
| November 16 | Senior Pictures / School Picture re-take |
| November 16 | Early Dismissal @ Noon - School Improvement Afternoon Parent/Teacher Conferences 5:00 PM - 8:00 PM |
| November 17 | No Student Attendance - Parent/Teacher Conferences 9:00 AM - 1:00 PM |
| November 17 | Lady Tiger Basketball @ Pana Thanksgiving Tourney |
| November 18 | Lady Tiger Basketball @ Pana Thanksgiving Tourney |
| November 21 | Early Dismissal @ 2:00 PM - Thanksgiving Break |
| November 22 - 24 | No Student Attendance - Thanksgiving Break |
| November 24 - 25 | Tiger Basketball @ Lawrenceville - Capital Classic |
| November 24 - 25 | Lady Tiger Basketball @ Pana Thanksgiving Tourney |
| November 25 | Tiger Wrestling @ Vincennes @ 8:00 AM |
| November 28 | Tiger Wrestling v Carmi @ 6:00 PM |
| November 30 | Lady Tiger Basketball v Robinson @ 6:00 PM |

Staff Birthdays

| | |
|-------------|----------------|
| November 8 | Dakotah Brown |
| November 9 | Abby Holdrieth |
| November 17 | Beth Goodrum |
| November 20 | Steve Rodgers |

RCCU#1 Monthly Board Meeting

November 2023 —

Special Education Coordinator

Kristen Jurgilanis

Special Needs Student Data

- 313 - Total number of students with Individual Education Plans (IEPs)
 - 1 - Total number of students with IEPs attending Optional Education/Safe School
 - 43 - Number of students attending SESE classrooms or out of district
 - SESE MSI I and II - North Clay Elementary (1)
 - SESE MSI III - North Clay Junior/High (5)
 - SESE MSI IV - Richland County High (1)
 - SESE ECE - Early Learning Center (15)
 - SESE ED I & II - Clay City Elementary (0)
 - SESE ED III - Clay City Junior High (1)
 - SESE ED III - Oblong Elementary (1)
 - SESE ED IV - Oblong High (0)
 - SESE ED IV - North Clay High (0)
 - SEES Autism I,II - Richland County Elementary (10)
 - SESE Autism III - Clay City Junior High (3)
 - SESE Autism IV - Clay City High (4)
 - Willow Hill ED - Next Step Day School Willow Hill (1)
 - Illinois School for the Visually Impaired - Jacksonville (1)
- 33 - Total number of pending re-evaluations
 - 2 - Total number of pending initial evaluations
 - 9 - Total number of move in students with IEPs
 - 8 - Total number of students who left district with IEPs
- 50 - Total number of meetings held in October

MSI - Moderate to Severely Impaired

ED - Emotional Disability

ECE - Early Childhood Education

SESE - Southeastern Special Education Cooperative

TLC - Treatment and Learning Center

RICHLAND COUNTY HIGH SCHOOL FUNDRAISER REQUEST

Organization Name: Lady Tiger Basketball

Type of Project: Selling Tumblers

Start and End Dates of Fundraiser: 11/1-11/15

Purpose of Raised Funds: Girls Basketball Expenses

Sponsor's Name: Ian Laughlin

Date: 10/23/23

Approved

Disapproved



Principal's Signature

RICHLAND COUNTY HIGH SCHOOL FUNDRAISER REQUEST

Organization Name: Olney Tigers Wrestling

Type of Project: Texas Roadhouse Dinner Rolls

Start and End Dates of Fundraiser: 10-25-23 - 11-9-23

Purpose of Raised Funds: Equipment

Sponsor's Name: Hassan Steele

Date: 10-23-23

Approved

Disapproved



Principal's Signature

RICHLAND COUNTY HIGH SCHOOL FUNDRAISER REQUEST

Organization Name: Art Club

Type of Project: Selling Halloween Candy in ghostly gloves, to be purchased directly or delivered to students during OTE

Start and End Dates of Fundraiser: Oct. 24 through Oct. 31

Purpose of Raised Funds: Supplies and Trips

Sponsor's Name: Sue Pixley

Date:

 X Approved

 Disapproved

 D
Principal's Signature



RICHLAND COUNTY HIGH SCHOOL FUNDRAISER REQUEST

Organization Name: RCHS Softball

Type of Project: outfield banners

Start and End Dates of Fundraiser: Dec 15 - ?


Purpose of Raised Funds: field upkeep/equipment

Sponsor's Name: Jessica VanDyke / Matt Powell

Date:

Approved

Disapproved



Principal's Signature

RICHLAND COUNTY HIGH SCHOOL FUNDRAISER REQUEST

Organization Name: FBLA

Type of Project: In-School Fundraiser - Money War Competition (Dollars count as negative points, coins count as positive points - class with the most points wins an ice-cream brownie sundae party)

Start and End Dates of Fundraiser: 11/27-12/1

Purpose of Raised Funds: Purchase Christmas presents for high school students in need

Sponsor's Name: Brenda Stallard

Date: 10/26/23

Approved

Disapproved



Principal's Signature

RICHLAND COUNTY HIGH SCHOOL FUNDRAISER REQUEST

Organization Name: Girls Basketball

Type of Project: Team Store

Start and End Dates of Fundraiser: 11/21-12/11/23

Purpose of Raised Funds: To fund the Girls Basketball Program.

Sponsor's Name: Ian Laughlin

Date:

Approved

Disapproved



Principal's Signature

RICHLAND COUNTY HIGH SCHOOL FUNDRAISER REQUEST

Organization Name: OLNEY TIGER BOY'S BASKETBALL

Type of Project: FREE Throw-a-thon

Start and End Dates of Fundraiser: 11/17 - 11/29


Purpose of Raised Funds: TIGER Basketball Expenses - Equipment, Food/Hotels P-ville, Misc supplies

Sponsor's Name: Rob FLANNAGAN

Date:

Approved

Disapproved


Principal's Signature

**RICHLAND COUNTY COMMUNITY UNIT SCHOOL DISTRICT NO. 1
OLNEY, ILLINOIS**

TREASURER'S REPORT

| | Beginning Cash Balance | Cash Receipts/Adjusting Entries Month Ended | Cash Disbursements/ Adjusting Entries Month Ended | Investments Cashed(+) or Invested(-) | Cash Balance | Certificate of Deposit Investments | CD and Cash Total |
|-----------------------------|-------------------------------|--|--|---|----------------------|---|--------------------------|
| Fund | 09/30/23 | 10/31/23 | 10/31/23 | 10/31/23 | 10/31/23 | 10/31/23 | 10/31/23 |
| Education | \$ 6,494,333.25 | \$ 2,052,632.66 | \$ 1,830,084.31 | | \$ 6,716,881.60 | 16,800,000.00 | 23,516,881.60 |
| Operations & Maint | \$ 2,562,272.35 | \$ 22,272.28 | \$ 68,607.85 | | \$ 2,515,936.78 | 1,200,000.00 | 3,715,936.78 |
| Debt Service | \$ 1,476,742.46 | \$ 22,261.69 | \$ 1,135,171.88 | | \$ 363,832.27 | - | 363,832.27 |
| Transportation | \$ 1,429,894.74 | \$ 242,882.83 | \$ 131,069.22 | | \$ 1,541,708.35 | - | 1,541,708.35 |
| IMRF/Social Security | \$ 1,170,878.35 | \$ 13,300.77 | \$ 78,629.27 | | \$ 1,105,549.85 | - | 1,105,549.85 |
| Capital Projects | \$ (136,850.23) | \$ 142,428.43 | \$ 97,418.98 | | \$ (91,840.78) | | (91,840.78) |
| Working Cash | \$ 643,166.71 | \$ 3,535.58 | | | \$ 646,702.29 | 500,000.00 | 1,146,702.29 |
| Tort | \$ 961,749.83 | \$ 29,140.81 | \$ 68,933.66 | | \$ 921,956.98 | | 921,956.98 |
| Fire Prevention/Life Safety | \$ 188,001.64 | \$ 1,856.79 | \$ 1,173.70 | | \$ 188,684.73 | | 188,684.73 |
| Total | 14,790,189.10 | 2,530,311.84 | 3,411,088.87 | - | 13,909,412.07 | 18,500,000.00 | 32,409,412.07 |
| | | | | | 13,909,412.07 | | |
| Add CD's | 18,500,000.00 | | | | | | |
| Total with CD's | 33,290,189.10 | 2,530,311.84 | 3,411,088.87 | | 32,409,412.07 | | |
| Assets | | | | | | | |
| Student Activity Fund | \$ 492,704.79 | | | | \$ 492,704.79 | | |
| IHI Reserve Checking | \$ 13,311.65 | | | | \$ 13,311.65 | | |
| Health Fund Checking | \$ 147,941.59 | | | | \$ 147,941.59 | | |
| Building Trades | \$ - | | | | \$ - | | |
| Revolving Funds | \$ 8,000.00 | | | | \$ 8,000.00 | | |
| Total Assets | 661,958.03 | | | | 661,958.03 | | |
| Total with Assets | 33,952,147.13 | | | | 33,071,370.10 | | |

| Account Level | | | | Beginning | October 2023-24 | October 2023-24 | Ending | 2023-24 | | |
|---------------|------|------|----|-------------|--------------------------------|-------------------|------------------|-------------|----------------|---------------|
| FDTLOC | FUNC | OBJ | SJ | Description | Balance | Beginning Balance | Monthly Activity | Balance | FYTD Activity | |
| 10A010 | 1052 | 0000 | 00 | 000000 | RCHS Revolving Fund | 6,000.00 | 6,000.00 | 0.00 | 6,000.00 | 0.00 |
| 10A010 | 1053 | 0000 | 00 | 000000 | RCMS Revolving Fund | 2,000.00 | 2,000.00 | 0.00 | 2,000.00 | 0.00 |
| 10A010 | 1120 | 0000 | 00 | 000000 | ED Cash On Hand | 7,200,579.02 | 6,494,333.25 | 222,548.35 | 6,716,881.60 | -483,697.42 |
| 10A010 | 1125 | 0000 | 00 | 000000 | IHI Reserve MMCH | 11,923.50 | 12,058.01 | 45.63 | 12,103.64 | 180.14 |
| 10A010 | 1126 | 0000 | 00 | 000000 | RCCU Health Ins CH | 170,288.02 | 157,498.80 | -9,557.21 | 147,941.59 | -22,346.43 |
| 10A010 | 1210 | 0000 | 00 | 000000 | ED CD | 12,800,000.00 | 16,800,000.00 | 0.00 | 16,800,000.00 | 4,000,000.00 |
| 10A010 | 1721 | 0000 | 00 | 000000 | Building Trades 1403 Heather L | 0.00 | 0.00 | 0.00 | 0.00 | 0.00 |
| 10A010 | 1722 | 0000 | 00 | 000000 | | 0.00 | 0.00 | 0.00 | 0.00 | 0.00 |
| 10A010 | 1723 | 0000 | 00 | 000000 | 1311 Heather Lane | 0.00 | 0.00 | 0.00 | 0.00 | 0.00 |
| 10A999 | 1260 | 0000 | 00 | 000000 | Studnt Activ Fnd Cash/Invest | 492,704.79 | 492,704.79 | 0.00 | 492,704.79 | 0.00 |
| 10A--- | ---- | ---- | -- | ----- | | 20,683,495.33 | 23,964,594.85 | 213,036.77 | 24,177,631.62 | 3,494,136.29 |
| 10L010 | 4310 | 0000 | 00 | 000000 | Accounts Payable | 0.00 | 0.00 | 0.00 | 0.00 | 0.00 |
| 10L010 | 4811 | 0000 | 00 | 000000 | TRS (Teacher Retire System) | 0.00 | 0.00 | 0.00 | 0.00 | 0.00 |
| 10L010 | 4812 | 0000 | 00 | 000000 | FIT (Federal Income Tax) | 0.00 | 0.00 | 0.00 | 0.00 | 0.00 |
| 10L010 | 4813 | 0000 | 00 | 000000 | SIT (State Income Tax) | 0.00 | 0.00 | 0.00 | 0.00 | 0.00 |
| 10L010 | 4814 | 0000 | 00 | 000000 | IMRF(IL Municipal Retire Fund) | 0.00 | 0.00 | 0.00 | 0.00 | 0.00 |
| 10L010 | 4815 | 0000 | 00 | 000000 | Annuities Payable | 0.00 | 0.00 | 0.00 | 0.00 | 0.00 |
| 10L010 | 4816 | 0000 | 00 | 000000 | Employee Ins Payable | -167,714.53 | -155,059.82 | 9,511.58 | -145,548.24 | 22,166.29 |
| 10L010 | 4817 | 0000 | 00 | 000000 | FICA (Fed Ins Contrib Act) | 0.00 | 0.00 | 0.00 | 0.00 | 0.00 |
| 10L010 | 4817 | 0000 | 10 | 000000 | Medicare - N/C | 0.00 | 0.00 | 0.00 | 0.00 | 0.00 |
| 10L010 | 4818 | 0000 | 00 | 000000 | Medicare Cert | 0.00 | 0.00 | 0.00 | 0.00 | 0.00 |
| 10L010 | 4819 | 0000 | 00 | 000000 | Other P/R Deduction | -7,488.08 | -7,488.08 | 0.00 | -7,488.08 | 0.00 |
| 10L010 | 4990 | 0000 | 00 | 000000 | Misc Liab Direct Deposit | 0.00 | 0.00 | 0.00 | 0.00 | 0.00 |
| 10L100 | 9235 | 0000 | 00 | 000000 | Future Tigers | 0.00 | 0.00 | 0.00 | 0.00 | 0.00 |
| 10L--- | ---- | ---- | -- | ----- | | -175,202.61 | -162,547.90 | 9,511.58 | -153,036.32 | 22,166.29 |
| 10Q010 | 7300 | 0000 | 00 | 000000 | ED Fund Balance | -1,810,053.98 | -1,810,053.98 | 0.00 | -1,810,053.98 | 0.00 |
| 10Q010 | 7310 | 0000 | 00 | 000000 | ED Rev/Exp Summary | -17,092,701.51 | -20,386,455.74 | -222,548.35 | -20,609,004.09 | -3,516,302.58 |
| 10Q010 | 7320 | 0000 | 00 | 000000 | Emcumbrance | 0.00 | 0.00 | 0.00 | 0.00 | 0.00 |
| 10Q010 | 7330 | 0000 | 00 | 000000 | Excess/Difference | -1,112,832.44 | -1,112,832.44 | 0.00 | -1,112,832.44 | 0.00 |
| 10Q999 | 7150 | 0000 | 00 | 000000 | Reserved StudentActiv Fund Bal | -492,704.79 | -492,704.79 | 0.00 | -492,704.79 | 0.00 |
| 10Q--- | ---- | ---- | -- | ----- | | -20,508,292.72 | -23,802,046.95 | -222,548.35 | -24,024,595.30 | -3,516,302.58 |
| 10---- | ---- | ---- | -- | ----- | | 0.00 | 0.00 | 0.00 | 0.00 | 0.00 |
| 20A010 | 1120 | 0000 | 00 | 000000 | BLDG CASH ON HAND | 2,097,885.94 | 2,562,272.35 | -46,335.57 | 2,515,936.78 | 418,050.84 |
| 20A010 | 1210 | 0000 | 00 | 000000 | BLDG CD | 1,200,000.00 | 1,200,000.00 | 0.00 | 1,200,000.00 | 0.00 |
| 20A010 | 1310 | 0000 | 00 | 000000 | DUE FROM BLDG FUND | 0.00 | 0.00 | 0.00 | 0.00 | 0.00 |
| 20A--- | ---- | ---- | -- | ----- | | 3,297,885.94 | 3,762,272.35 | -46,335.57 | 3,715,936.78 | 418,050.84 |

| | | | | Account Level | Beginning | October 2023-24 | October 2023-24 | Ending | 2023-24 | |
|--------|------|------|----|---------------|----------------------------|-------------------|------------------|---------------|---------------|-------------|
| FDTLOC | FUNC | OBJ | SJ | Description | Balance | Beginning Balance | Monthly Activity | Balance | FYTD Activity | |
| 20L010 | 4310 | 0000 | 00 | 000000 | Accounts Payable | 0.00 | 0.00 | 0.00 | 0.00 | 0.00 |
| 20L010 | 4812 | 0000 | 00 | 000000 | FIT | 0.00 | 0.00 | 0.00 | 0.00 | 0.00 |
| 20L010 | 4813 | 0000 | 00 | 000000 | SIT | 0.00 | 0.00 | 0.00 | 0.00 | 0.00 |
| 20L010 | 4814 | 0000 | 00 | 000000 | IMRF | 0.00 | 0.00 | 0.00 | 0.00 | 0.00 |
| 20L010 | 4815 | 0000 | 00 | 000000 | ANNUITIES PAYABLE | 0.00 | 0.00 | 0.00 | 0.00 | 0.00 |
| 20L010 | 4816 | 0000 | 00 | 000000 | EMPLOYEE INS PAYABLE | 0.00 | 0.00 | 0.00 | 0.00 | 0.00 |
| 20L010 | 4817 | 0000 | 00 | 000000 | FICA | 0.00 | 0.00 | 0.00 | 0.00 | 0.00 |
| 20L010 | 4817 | 0000 | 10 | 000000 | MEDICARE N/C | 0.00 | 0.00 | 0.00 | 0.00 | 0.00 |
| 20L010 | 4818 | 0000 | 00 | 000000 | MEDICARE CERT | 0.00 | 0.00 | 0.00 | 0.00 | 0.00 |
| 20L010 | 4819 | 0000 | 00 | 000000 | OTHER P/R DEDUCTIONS | 3.80 | 3.80 | 0.00 | 3.80 | 0.00 |
| 20L010 | 4990 | 0000 | 00 | 000000 | MISC LIAB DIRECT DEP | 0.00 | 0.00 | 0.00 | 0.00 | 0.00 |
| 20L--- | ---- | ---- | -- | ----- | | 3.80 | 3.80 | 0.00 | 3.80 | 0.00 |
| 20Q010 | 7300 | 0000 | 00 | 000000 | BLDG FUND BALANCE | -120,593.72 | -120,593.72 | 0.00 | -120,593.72 | 0.00 |
| 20Q010 | 7310 | 0000 | 00 | 000000 | BLDG REV/EXP SUMMARY | -2,869,636.13 | -3,334,022.54 | 46,335.57 | -3,287,686.97 | -418,050.84 |
| 20Q010 | 7320 | 0000 | 00 | 000000 | Emcumbrance | 0.00 | 0.00 | 0.00 | 0.00 | 0.00 |
| 20Q010 | 7330 | 0000 | 00 | 000000 | EXCESS/DIFFERENCE | -307,659.89 | -307,659.89 | 0.00 | -307,659.89 | 0.00 |
| 20Q--- | ---- | ---- | -- | ----- | | -3,297,889.74 | -3,762,276.15 | 46,335.57 | -3,715,940.58 | -418,050.84 |
| 20---- | ---- | ---- | -- | ----- | | 0.00 | 0.00 | 0.00 | 0.00 | 0.00 |
| 30A010 | 1120 | 0000 | 00 | 000000 | DEBT SERVICES CASH ON HAND | 187,474.06 | 1,476,742.46 | -1,112,910.19 | 363,832.27 | 176,358.21 |
| 30A010 | 1210 | 0000 | 00 | 000000 | DEBT SERVICES CD | 0.00 | 0.00 | 0.00 | 0.00 | 0.00 |
| 30A--- | ---- | ---- | -- | ----- | | 187,474.06 | 1,476,742.46 | -1,112,910.19 | 363,832.27 | 176,358.21 |
| 30L010 | 4310 | 0000 | 00 | 000000 | Accounts Payable | 0.00 | 0.00 | 0.00 | 0.00 | 0.00 |
| 30L--- | ---- | ---- | -- | ----- | | 0.00 | 0.00 | 0.00 | 0.00 | 0.00 |
| 30Q010 | 7300 | 0000 | 00 | 000000 | DEBT SERVICES FUND BALANCE | -282,524.23 | -282,524.23 | 0.00 | -282,524.23 | 0.00 |
| 30Q010 | 7310 | 0000 | 00 | 000000 | BOND REV/EXP SUMMARY | 609,483.67 | -679,784.73 | 1,112,910.19 | 433,125.46 | -176,358.21 |
| 30Q010 | 7320 | 0000 | 00 | 000000 | BOND AND INTEREST | 0.00 | 0.00 | 0.00 | 0.00 | 0.00 |
| 30Q010 | 7330 | 0000 | 00 | 000000 | EXCESS/DIFFERENCE | -514,433.50 | -514,433.50 | 0.00 | -514,433.50 | 0.00 |
| 30Q--- | ---- | ---- | -- | ----- | | -187,474.06 | -1,476,742.46 | 1,112,910.19 | -363,832.27 | -176,358.21 |
| 30---- | ---- | ---- | -- | ----- | | 0.00 | 0.00 | 0.00 | 0.00 | 0.00 |
| 40A010 | 1120 | 0000 | 00 | 000000 | TRANS CASH ON HAND | 1,291,014.86 | 1,429,894.74 | 111,813.61 | 1,541,708.35 | 250,693.49 |
| 40A010 | 1125 | 0000 | 00 | 000000 | TRANS IHI RESERVE | 1,208.01 | 1,208.01 | 0.00 | 1,208.01 | 0.00 |
| 40A010 | 1210 | 0000 | 00 | 000000 | TRANS CD | 0.00 | 0.00 | 0.00 | 0.00 | 0.00 |
| 40A--- | ---- | ---- | -- | ----- | | 1,292,222.87 | 1,431,102.75 | 111,813.61 | 1,542,916.36 | 250,693.49 |

| Account Level | | | | Beginning | October 2023-24 | October 2023-24 | Ending | 2023-24 | | |
|---------------|------|------|----|-------------|--------------------------|-------------------|------------------|-------------|---------------|-------------|
| FDTLOC | FUNC | OBJ | SJ | Description | Balance | Beginning Balance | Monthly Activity | Balance | FYTD Activity | |
| 40L010 | 4310 | 0000 | 00 | 000000 | Accounts Payable | 0.00 | 0.00 | 0.00 | 0.00 | 0.00 |
| 40L010 | 4811 | 0000 | 00 | 000000 | TRS | 0.00 | 0.00 | 0.00 | 0.00 | 0.00 |
| 40L010 | 4812 | 0000 | 00 | 000000 | FIT | 0.00 | 0.00 | 0.00 | 0.00 | 0.00 |
| 40L010 | 4813 | 0000 | 00 | 000000 | SIT | 0.00 | 0.00 | 0.00 | 0.00 | 0.00 |
| 40L010 | 4814 | 0000 | 00 | 000000 | IMRF | 0.00 | 0.00 | 0.00 | 0.00 | 0.00 |
| 40L010 | 4815 | 0000 | 00 | 000000 | ANNUITIES PAYABLE | 0.00 | 0.00 | 0.00 | 0.00 | 0.00 |
| 40L010 | 4816 | 0000 | 00 | 000000 | EMPLOYEE INS PAYABLE | 0.00 | 0.00 | 0.00 | 0.00 | 0.00 |
| 40L010 | 4817 | 0000 | 00 | 000000 | FICA | 0.00 | 0.00 | 0.00 | 0.00 | 0.00 |
| 40L010 | 4817 | 0000 | 10 | 000000 | MEDICARE N/C | 0.00 | 0.00 | 0.00 | 0.00 | 0.00 |
| 40L010 | 4818 | 0000 | 00 | 000000 | MEDICARE CERT | 0.00 | 0.00 | 0.00 | 0.00 | 0.00 |
| 40L010 | 4819 | 0000 | 00 | 000000 | OTHER P/R DEDUCTIONS | -121.45 | -121.45 | 0.00 | -121.45 | 0.00 |
| 40L010 | 4990 | 0000 | 00 | 000000 | MISC LIAB DIRECT DEPOSIT | 0.00 | 0.00 | 0.00 | 0.00 | 0.00 |
| 40L--- | ---- | ---- | -- | ----- | | -121.45 | -121.45 | 0.00 | -121.45 | 0.00 |
| 40Q010 | 7300 | 0000 | 00 | 000000 | TRANS FUND BALANCE | -125,788.52 | -125,788.52 | 0.00 | -125,788.52 | 0.00 |
| 40Q010 | 7310 | 0000 | 00 | 000000 | TRAN REV/EXP SUMMARY | -1,049,965.80 | -1,188,845.68 | -111,813.61 | -1,300,659.29 | -250,693.49 |
| 40Q010 | 7320 | 0000 | 00 | 000000 | Emcumbrance | 0.00 | 0.00 | 0.00 | 0.00 | 0.00 |
| 40Q010 | 7330 | 0000 | 00 | 000000 | EXCESS/DIFFERENCE | -116,347.10 | -116,347.10 | 0.00 | -116,347.10 | 0.00 |
| 40Q--- | ---- | ---- | -- | ----- | | -1,292,101.42 | -1,430,981.30 | -111,813.61 | -1,542,794.91 | -250,693.49 |
| 40---- | ---- | ---- | -- | ----- | | 0.00 | 0.00 | 0.00 | 0.00 | 0.00 |
| 50A010 | 1120 | 0000 | 00 | 000000 | IMRF CASH ON HAND | 450,702.94 | 1,170,878.35 | -65,328.50 | 1,105,549.85 | 654,846.91 |
| 50A010 | 1210 | 0000 | 00 | 000000 | IMRF CD | 0.00 | 0.00 | 0.00 | 0.00 | 0.00 |
| 50A--- | ---- | ---- | -- | ----- | | 450,702.94 | 1,170,878.35 | -65,328.50 | 1,105,549.85 | 654,846.91 |
| 50L010 | 4310 | 0000 | 00 | 000000 | Accounts Payable | 0.00 | 0.00 | 0.00 | 0.00 | 0.00 |
| 50L010 | 4814 | 0000 | 00 | 000000 | IMRF | 0.00 | 0.00 | 0.00 | 0.00 | 0.00 |
| 50L010 | 4817 | 0000 | 00 | 000000 | FICA | 0.00 | 0.00 | 0.00 | 0.00 | 0.00 |
| 50L010 | 4818 | 0000 | 00 | 000000 | MEDICARE | 0.00 | 0.00 | 0.00 | 0.00 | 0.00 |
| 50L010 | 4990 | 0000 | 00 | 000000 | MISC LIAB DD | 0.00 | 0.00 | 0.00 | 0.00 | 0.00 |
| 50L--- | ---- | ---- | -- | ----- | | 0.00 | 0.00 | 0.00 | 0.00 | 0.00 |
| 50Q010 | 7300 | 0000 | 00 | 000000 | IMRF FUND BALANCE | -151,984.58 | -151,984.58 | 0.00 | -151,984.58 | 0.00 |
| 50Q010 | 7310 | 0000 | 00 | 000000 | IMRF/SS REV/EXP SUMMARY | -97,371.92 | -817,547.33 | 65,328.50 | -752,218.83 | -654,846.91 |
| 50Q010 | 7330 | 0000 | 00 | 000000 | EXCESS/DIFFERENCE | -201,346.44 | -201,346.44 | 0.00 | -201,346.44 | 0.00 |
| 50Q--- | ---- | ---- | -- | ----- | | -450,702.94 | -1,170,878.35 | 65,328.50 | -1,105,549.85 | -654,846.91 |
| 50---- | ---- | ---- | -- | ----- | | 0.00 | 0.00 | 0.00 | 0.00 | 0.00 |

| Account Level | | | | Beginning | October 2023-24 | October 2023-24 | Ending | 2023-24 | |
|---------------|------|------|-----------|--------------------------------|-----------------|-------------------|------------------|---------------|---------------|
| FDTLOC | FUNC | OBJ | SJ | Description | Balance | Beginning Balance | Monthly Activity | Balance | FYTD Activity |
| 60A010 | 1120 | 0000 | 00 000000 | Site & Construction Cash in on | 1,035,706.87 | -136,850.23 | 45,009.45 | -91,840.78 | -1,127,547.65 |
| 60A010 | 1210 | 0000 | 00 000000 | Site CD | 0.00 | 0.00 | 0.00 | 0.00 | 0.00 |
| 60A--- | ---- | ---- | -- | ----- | 1,035,706.87 | -136,850.23 | 45,009.45 | -91,840.78 | -1,127,547.65 |
| 60L010 | 4310 | 0000 | 00 000000 | Accounts Payable | 0.00 | 0.00 | 0.00 | 0.00 | 0.00 |
| 60L--- | ---- | ---- | -- | ----- | 0.00 | 0.00 | 0.00 | 0.00 | 0.00 |
| 60Q010 | 7300 | 0000 | 00 000000 | SITE & CONST FUND BALANCE | 0.00 | 0.00 | 0.00 | 0.00 | 0.00 |
| 60Q010 | 7310 | 0000 | 00 000000 | SITE/CONSTRUCTION REV/EXP SUM | -1,035,706.87 | 136,850.23 | -45,009.45 | 91,840.78 | 1,127,547.65 |
| 60Q010 | 7320 | 0000 | 00 000000 | Emcumbrance | 0.00 | 0.00 | 0.00 | 0.00 | 0.00 |
| 60Q010 | 7330 | 0000 | 00 000000 | EXCESS/DIFFERENCE | 0.00 | 0.00 | 0.00 | 0.00 | 0.00 |
| 60Q--- | ---- | ---- | -- | ----- | -1,035,706.87 | 136,850.23 | -45,009.45 | 91,840.78 | 1,127,547.65 |
| 60---- | ---- | ---- | -- | ----- | 0.00 | 0.00 | 0.00 | 0.00 | 0.00 |
| 70A010 | 1120 | 0000 | 00 000000 | WORKING CASH - CASH ON HAND | 498,956.88 | 643,166.71 | 3,535.58 | 646,702.29 | 147,745.41 |
| 70A010 | 1210 | 0000 | 00 000000 | WORKING CASH CD | 500,000.00 | 500,000.00 | 0.00 | 500,000.00 | 0.00 |
| 70A--- | ---- | ---- | -- | ----- | 998,956.88 | 1,143,166.71 | 3,535.58 | 1,146,702.29 | 147,745.41 |
| 70Q010 | 7300 | 0000 | 00 000000 | WORKING CASH FUND BALANCE | -1,482,040.21 | -1,482,040.21 | 0.00 | -1,482,040.21 | 0.00 |
| 70Q010 | 7310 | 0000 | 00 000000 | WORKING CASH REV/EXP SUMMARY | 597,585.79 | 453,375.96 | -3,535.58 | 449,840.38 | -147,745.41 |
| 70Q010 | 7330 | 0000 | 00 000000 | EXCESS/DIFFERENCE | -114,502.46 | -114,502.46 | 0.00 | -114,502.46 | 0.00 |
| 70Q--- | ---- | ---- | -- | ----- | -998,956.88 | -1,143,166.71 | -3,535.58 | -1,146,702.29 | -147,745.41 |
| 70---- | ---- | ---- | -- | ----- | 0.00 | 0.00 | 0.00 | 0.00 | 0.00 |
| 80A010 | 1120 | 0000 | 00 000000 | Tort Cash on Hand | 0.00 | 961,749.83 | -39,792.85 | 921,956.98 | 921,956.98 |
| 80A--- | ---- | ---- | -- | ----- | 0.00 | 961,749.83 | -39,792.85 | 921,956.98 | 921,956.98 |
| 80L010 | 4310 | 0000 | 00 000000 | Accounts Payable | 0.00 | 0.00 | 0.00 | 0.00 | 0.00 |
| 80L--- | ---- | ---- | -- | ----- | 0.00 | 0.00 | 0.00 | 0.00 | 0.00 |
| 80Q010 | 7300 | 0000 | 00 000000 | Tort Fund Balance | 0.00 | 0.00 | 0.00 | 0.00 | 0.00 |
| 80Q010 | 7310 | 0000 | 00 000000 | TORT REV/EXP SUMMARY | 227,330.44 | -734,419.39 | 39,792.85 | -694,626.54 | -921,956.98 |
| 80Q010 | 7320 | 0000 | 00 000000 | Tort Encumbrance | 0.00 | 0.00 | 0.00 | 0.00 | 0.00 |
| 80Q010 | 7330 | 0000 | 00 000000 | EXCESS/DIFFERENCE | -227,330.44 | -227,330.44 | 0.00 | -227,330.44 | 0.00 |
| 80Q--- | ---- | ---- | -- | ----- | 0.00 | -961,749.83 | 39,792.85 | -921,956.98 | -921,956.98 |
| 80---- | ---- | ---- | -- | ----- | 0.00 | 0.00 | 0.00 | 0.00 | 0.00 |

| Account Level | | | | Beginning | October 2023-24 | October 2023-24 | Ending | 2023-24 | |
|------------------------|------|------|-----------|-----------------------------|-------------------|------------------|-------------|----------------|---------------|
| FDTLOC | FUNC | OBJ | SJ | Balance | Beginning Balance | Monthly Activity | Balance | FYTD Activity | |
| Description | | | | | | | | | |
| 90A010 | 1120 | 0000 | 00 000000 | LIFE SAFETY CASH ON HAND | 140,269.83 | 188,001.64 | 683.09 | 188,684.73 | 48,414.90 |
| 90A010 | 1210 | 0000 | 00 000000 | LIFE SAFETY CD | 0.00 | 0.00 | 0.00 | 0.00 | 0.00 |
| 90A--- | ---- | ---- | -- | ----- | 140,269.83 | 188,001.64 | 683.09 | 188,684.73 | 48,414.90 |
| 90L010 | 4310 | 0000 | 00 000000 | Accounts Payable | 0.00 | 0.00 | 0.00 | 0.00 | 0.00 |
| 90L010 | 4812 | 0000 | 00 000000 | L/S FIT | 0.00 | 0.00 | 0.00 | 0.00 | 0.00 |
| 90L010 | 4813 | 0000 | 00 000000 | L/S SIT | 0.00 | 0.00 | 0.00 | 0.00 | 0.00 |
| 90L010 | 4817 | 0000 | 00 000000 | L/S FICA | 0.00 | 0.00 | 0.00 | 0.00 | 0.00 |
| 90L010 | 4817 | 0000 | 10 000000 | L/S Medicare NC | 0.00 | 0.00 | 0.00 | 0.00 | 0.00 |
| 90L--- | ---- | ---- | -- | ----- | 0.00 | 0.00 | 0.00 | 0.00 | 0.00 |
| 90Q010 | 7300 | 0000 | 00 000000 | LIFE SAFETY FUND BALANCE | -1,128,737.03 | -1,128,737.03 | 0.00 | -1,128,737.03 | 0.00 |
| 90Q010 | 7310 | 0000 | 00 000000 | LIFE SAFETY REV/EXP SUMMARY | 277,864.86 | 230,133.05 | -683.09 | 229,449.96 | -48,414.90 |
| 90Q010 | 7320 | 0000 | 00 000000 | Emcumbrance | 0.00 | 0.00 | 0.00 | 0.00 | 0.00 |
| 90Q010 | 7330 | 0000 | 00 000000 | EXCESS/DIFFERENCE | 710,602.34 | 710,602.34 | 0.00 | 710,602.34 | 0.00 |
| 90Q--- | ---- | ---- | -- | ----- | -140,269.83 | -188,001.64 | -683.09 | -188,684.73 | -48,414.90 |
| 90---- | ---- | ---- | -- | ----- | 0.00 | 0.00 | 0.00 | 0.00 | 0.00 |
| Grand Asset Totals | | | | | 28,086,714.72 | 33,961,658.71 | -890,288.61 | 33,071,370.10 | 4,984,655.38 |
| Grand Liability Totals | | | | | -175,320.26 | -162,665.55 | 9,511.58 | -153,153.97 | 22,166.29 |
| Grand Equity Totals | | | | | -27,911,394.46 | -33,798,993.16 | 880,777.03 | -32,918,216.13 | -5,006,821.67 |
| Grand Totals | | | | | 0.00 | 0.00 | 0.00 | 0.00 | 0.00 |

Number of Accounts: 111

***** End of report *****

REPORT SPECIFICATIONS

DISTRICT: Richland County Community Unit #1
REPORT TITLE: AP Invoice Listing Report
REQUESTED BY: cgraves DATE: 11/06/23
PROGRAM NAME: fin/3aprpt01. TIME: 1:41:43 PM
COPIES: 1 LPI: 6
RUN ON SERVER: yes CREATE ASCII FILE: NO

REPORT SEQUENCE: Vendor
INVOICE TYPE(S): HISTORY
CHECK TYPE(S): ALL

PRINT DETAIL: no PRINT ACCOUNTING: no
STARTING PO #: 0 ENDING PO #: 9999999999
STARTING INVOICE #: ENDING INVOICE #: ZZZZZZZZZZZZZZZZZZZ
STARTING VENDOR KEY: ENDING VENDOR KEY: ZZZZZZZZZZZ
STARTING BATCH #: bbnov ENDING BATCH #: bbnov
STARTING BANK CASH CODE: trust ENDING BANK CASH CODE: trust
STARTING INVOICE DATE: ENDING INVOICE DATE: 12/31/9999
STARTING DUE DATE: ENDING DUE DATE: 12/31/9999
STARTING CREATED BY: ENDING CREATED BY: ZZZZZZZZZZZ
STARTING CREATED DATE: 07/01/2023 ENDING CREATED DATE: 12/31/9999
STARTING INVOICE AMOUNT: -999,999,999.00 ENDING INVOICE AMOUNT: 9999,999,999.99

| <u>VEN-KEY</u> | <u>VENDOR NAME</u> | <u>INVOICE #</u> | <u>PO NUMBER</u> | <u>BATCH</u> | <u>BANK</u> | <u>DESCRIPTION</u> | <u>LQ</u> | <u>S</u> | <u>INV DATE</u> | <u>DUE DATE</u> | <u>C</u> | <u>NET AMOUNT</u> | |
|----------------|-----------------------------|-----------------------------|------------------|-----------------|-------------|--|-----------|----------|-----------------|------------------|----------|------------------------------|--------------------|
| | <u>ACH VOID DOWNLOAD</u> | <u>DISCOUNT DESCRIPTION</u> | | <u>DISC AMT</u> | | <u>ADJUSTMENT DESCRIPTION</u> | <u>FY</u> | | <u>ADJ AMT</u> | <u>CHECK NBR</u> | | <u>INVOICE AMOUNT</u> | |
| A-1 QUAL001 | A-1 QUALITY GLASS CO INC | 104677 | 8002400036 | BBNOV | TRUST | Bus Glass Repairs for School Year 2023-2024 | H | | 10/26/2023 | 10/27/2023 | R | \$314.00 | |
| | | | | | | | | | 23-24 | 35969 | | \$314.00 | |
| | | | | | | | | | | | | NUMBER OF INVOICES: 1 | \$314.00 |
| AGPARTS 000 | AGPARTS WORLDWIDE, INC | 072004 | 9502400043 | BBNOV | TRUST | Screens | H | | 10/26/2023 | 10/31/2023 | R | \$638.00 | |
| | | | | | | | | | 23-24 | 35970 | | \$638.00 | |
| | | | | | | | | | | | | NUMBER OF INVOICES: 1 | \$638.00 |
| APPLE IN000 | APPLE, INC | MA34938943 | 9502400039 | BBNOV | TRUST | iPads - Digital Equity | H | | 10/25/2023 | 10/30/2023 | R | \$24,219.00 | |
| | | | | | | | | | 23-24 | 35971 | | \$24,219.00 | |
| | | | | | | | | | | | | NUMBER OF INVOICES: 1 | \$24,219.00 |
| BLDD ARC000 | BLDD ARCHITECTS, INC | 4521 | 0000000000 | BBNOV | TRUST | RC ELC | H | | 10/31/2023 | 11/03/2023 | R | \$1,899.52 | |
| | | | | | | | | | 23-24 | 35972 | | \$1,899.52 | |
| | | | | | | | | | | | | NUMBER OF INVOICES: 1 | \$1,899.52 |
| BM TRUCK000 | BM TRUCK EQUIPMENT | 102355870 | 0000000000 | BBNOV | TRUST | MS | H | | 10/10/2023 | 11/02/2023 | R | \$47.50 | |
| | | | | | | | | | 23-24 | 35973 | | \$47.50 | |
| | | | | | | | | | | | | NUMBER OF INVOICES: 1 | \$47.50 |
| BROWNBRA005 | BROWN, BRAELYNN E. | 110323 | 0000000000 | BBNOV | TRUST | Tutoring 10/10-11/3 | H | | 11/03/2023 | 11/06/2023 | R | \$354.25 | |
| | | | | | | | | | 23-24 | 35974 | | \$354.25 | |
| | | | | | | | | | | | | NUMBER OF INVOICES: 1 | \$354.25 |
| BSN SPOR001 | BSN SPORTS LLC | 923467612 | 3002400216 | BBNOV | TRUST | Basketball scorebooks | H | | 10/25/2023 | 10/30/2023 | R | \$66.00 | |
| | | | | | | | | | 23-24 | 35975 | | \$66.00 | |
| | | | | | | | | | | | | NUMBER OF INVOICES: 1 | \$66.00 |
| BUSHUE B000 | BUSHUE BACKGROUND SCREENING | 1-20231031 | 0000000000 | BBNOV | Trust | FINGERPRINTING | H | | 10/31/2023 | 10/31/2023 | R | \$663.00 | |

| <u>VEN-KEY</u> | <u>VENDOR NAME</u> | <u>INVOICE #</u> | <u>PO NUMBER</u> | <u>BATCH</u> | <u>BANK</u> | <u>DESCRIPTION</u> | <u>LQ</u> | <u>S</u> | <u>INV DATE</u> | <u>DUE DATE</u> | <u>C</u> | <u>NET AMOUNT</u> |
|------------------------------|------------------------------|-----------------------------|---------------------|--------------|-------------------------------|---------------------------------------|-----------|----------------|------------------|-----------------------|-----------------|-------------------|
| <u>ACH VOID DOWNLOAD</u> | | <u>DISCOUNT DESCRIPTION</u> | <u>DISC AMT</u> | | <u>ADJUSTMENT DESCRIPTION</u> | | <u>FY</u> | <u>ADJ AMT</u> | <u>CHECK NBR</u> | <u>INVOICE AMOUNT</u> | | |
| BUSHUE B000 | BUSHUE BACKGROUND SCREENING | 1-20231031 | *****CONTINUED***** | | | | 23-24 | | 35976 | | | \$663.00 |
| BUSHUE B000 | BUSHUE BACKGROUND SCREENING | 1EHR-20231031 | 0000000000 | BNOV | Trust | Employment History Review | H | 10/31/2023 | 10/31/2023 | R | | \$32.00 |
| | | | | | | | 23-24 | | 35976 | | | \$32.00 |
| BUSHUE B000 | BUSHUE BACKGROUND SCREENING | MISC-20231031 | 0000000000 | BNOV | Trust | MISC | H | 10/31/2023 | 10/31/2023 | R | | \$92.00 |
| | | | | | | | 23-24 | | 35976 | | | \$92.00 |
| BUSHUE B000 | BUSHUE BACKGROUND SCREENING | VOLS-20231031 | 0000000000 | BNOV | TRUST | VOLUNTEERS | H | 10/31/2023 | 11/02/2023 | R | | \$50.00 |
| | | | | | | | 23-24 | | 35976 | | | \$50.00 |
| NUMBER OF INVOICES: 4 | | | | | | | | | | | \$837.00 | |
| C & C GR000 | C & C GROUP, INC | 60452 | 0000000000 | BNOV | TRUST | EARLY LEARNING CENTER | H | 10/23/2023 | 10/25/2023 | R | | \$470.00 |
| | | | | | | | 23-24 | | 35977 | | | \$470.00 |
| NUMBER OF INVOICES: 1 | | | | | | | | | | | \$470.00 | |
| C & T / 000 | C & T / RICHLAND MOTOR PARTS | 194453 | 0000000000 | BNOV | TRUST | HS ROOF TOP UNITS | H | 10/04/2023 | 10/30/2023 | R | | \$122.34 |
| | | | | | | | 23-24 | | 35978 | | | \$122.34 |
| C & T / 000 | C & T / RICHLAND MOTOR PARTS | 195081 | 0000000000 | BNOV | TRUST | MS | H | 10/11/2023 | 10/30/2023 | R | | \$104.98 |
| | | | | | | | 23-24 | | 35978 | | | \$104.98 |
| C & T / 000 | C & T / RICHLAND MOTOR PARTS | 195497 | 0000000000 | BNOV | TRUST | HS | H | 10/17/2023 | 10/30/2023 | R | | \$33.98 |
| | | | | | | | 23-24 | | 35978 | | | \$33.98 |
| C & T / 000 | C & T / RICHLAND MOTOR PARTS | 195997 | 0000000000 | BNOV | TRUST | MS | H | 10/23/2023 | 10/30/2023 | R | | \$45.99 |
| | | | | | | | 23-24 | | 35978 | | | \$45.99 |
| C & T / 000 | C & T / RICHLAND MOTOR PARTS | 196074 | 0000000000 | BNOV | TRUST | ES | H | 10/24/2023 | 10/30/2023 | R | | \$105.87 |
| | | | | | | | 23-24 | | 35978 | | | \$105.87 |
| C & T / 000 | C & T / RICHLAND MOTOR PARTS | 196086 | 8002400032 | BNOV | TRUST | Supplies for School Year 2023-2024 | H | 10/24/2023 | 10/30/2023 | R | | \$39.84 |

33

| <u>VEN-KEY</u> | <u>VENDOR NAME</u> | <u>INVOICE #</u> | <u>PO NUMBER</u> | <u>BATCH</u> | <u>BANK</u> | <u>DESCRIPTION</u> | <u>LQ S</u> | <u>INV DATE</u> | <u>DUE DATE</u> | <u>C</u> | <u>NET AMOUNT</u> |
|------------------------------|------------------------------|------------------|-------------------------------|---------------------|----------------|---|-----------------------|-----------------|-----------------|----------|-------------------|
| <u>ACH VOID DOWNLOAD</u> | <u>DISCOUNT DESCRIPTION</u> | <u>DISC AMT</u> | <u>ADJUSTMENT DESCRIPTION</u> | <u>FY</u> | <u>ADJ AMT</u> | <u>CHECK NBR</u> | <u>INVOICE AMOUNT</u> | | | | |
| C & T / 000 | C & T / RICHLAND MOTOR PARTS | 196086 | | *****CONTINUED***** | | | | 23-24 | | 35978 | \$39.84 |
| NUMBER OF INVOICES: 6 | | | | | | | | | | | |
| \$453.00 | | | | | | | | | | | |
| ELLISNAT000 | ELLISON, NATALIE | 110323 | 0000000000 | BBNOV | TRUST | Tutoring 10/10-11/3 | H | 11/03/2023 | 11/06/2023 | R | \$364.00 |
| | | | | | | | | 23-24 | | 35979 | \$364.00 |
| NUMBER OF INVOICES: 1 | | | | | | | | | | | |
| \$364.00 | | | | | | | | | | | |
| ERWINMEL000 | ERWIN, MELISSA | ERIN20231101A | 0000000000 | BBNOV | Trust | 10/2/2023-10/31/2023 Mileage for October home visits | H | 11/01/2023 | 11/01/2023 | R | \$182.50 |
| | | | | | | | | 23-24 | | 35980 | \$182.50 |
| NUMBER OF INVOICES: 1 | | | | | | | | | | | |
| \$182.50 | | | | | | | | | | | |
| FILTER S000 | FILTER SERVICES OF IL | INV358530 | 0000000000 | BBNOV | TRUST | ELC SUPPLIES | H | 10/25/2023 | 10/30/2023 | R | \$397.95 |
| | | | | | | | | 23-24 | | 35981 | \$397.95 |
| NUMBER OF INVOICES: 1 | | | | | | | | | | | |
| \$397.95 | | | | | | | | | | | |
| FOX JAS000 | FOX, JASON | ERIN20231101A | 0000000000 | BBNOV | Trust | 10/3/2023 Travel to Rotary Park in Centralia, IL for RCMS Baseball Game | H | 11/01/2023 | 11/01/2023 | R | \$88.75 |
| | | | | | | | | 23-24 | | 35982 | \$88.75 |
| FOX JAS000 | FOX, JASON | ERIN20231101B | 0000000000 | BBNOV | Trust | 10/18/2023 Trip to SESE for monthly Board meeting. | H | 11/01/2023 | 11/01/2023 | R | \$27.50 |
| | | | | | | | | 23-24 | | 35982 | \$27.50 |
| NUMBER OF INVOICES: 2 | | | | | | | | | | | |
| \$116.25 | | | | | | | | | | | |
| G&S ARCH000 | G&S ARCHITECTURAL PRODUCTS | IN0097860 | 0000000000 | BBNOV | TRUST | HS WINDOW TREATMENTS | H | 10/23/2023 | 10/25/2023 | R | \$1,056.00 |
| | | | | | | | | 23-24 | | 35983 | \$1,056.00 |

34

| <u>VEN-KEY</u> | <u>VENDOR NAME</u> | <u>INVOICE #</u> | <u>PO NUMBER</u> | <u>BATCH</u> | <u>BANK</u> | <u>DESCRIPTION</u> | <u>LQ</u> | <u>S</u> | <u>INV DATE</u> | <u>DUE DATE</u> | <u>C</u> | <u>NET AMOUNT</u> |
|--------------------------|---------------------|-----------------------------|------------------|-----------------|-------------|--|-----------|----------|-----------------|------------------|----------|-----------------------|
| <u>ACH VOID DOWNLOAD</u> | | <u>DISCOUNT DESCRIPTION</u> | | <u>DISC AMT</u> | | <u>ADJUSTMENT DESCRIPTION</u> | <u>FY</u> | | <u>ADJ AMT</u> | <u>CHECK NBR</u> | | <u>INVOICE AMOUNT</u> |
| | | | | | | NUMBER OF INVOICES: 1 | | | | | | \$1,056.00 |
| GROVECON001 | GROVE, CONNOR | 110323 | 0000000000 | BBNOV | TRUST | Tutoring 10/10-11/3 | H | | 11/03/2023 | 11/06/2023 | R | \$256.75 |
| | | | | | | | 23-24 | | | 35984 | | \$256.75 |
| | | | | | | NUMBER OF INVOICES: 1 | | | | | | \$256.75 |
| HENDRBRE000 | HENDRICKSON, BRENDA | ERIN20231101A | 0000000000 | BBNOV | Trust | 10/2/2023-10/31/2023 October home visits | H | | 11/01/2023 | 11/01/2023 | R | \$212.50 |
| | | | | | | | 23-24 | | | 35985 | | \$212.50 |
| | | | | | | NUMBER OF INVOICES: 1 | | | | | | \$212.50 |
| HENRYTAY000 | HENRY, TAYLOR | ERIN20231103A | 0000000000 | BBNOV | Trust | 10/10/2023-10/25/2023 October Mileage | H | | 11/03/2023 | 08/01/2023 | R | \$13.75 |
| | | | | | | | 23-24 | | | 35986 | | \$13.75 |
| | | | | | | NUMBER OF INVOICES: 1 | | | | | | \$13.75 |
| HIGGISAR000 | HIGGINBOTHAM, SARAH | ERIN20231101A | 0000000000 | BBNOV | Trust | 10/3/2023-10/31/2023 Mileage for October 2023 | H | | 11/01/2023 | 11/01/2023 | R | \$135.00 |
| | | | | | | | 23-24 | | | 35987 | | \$15.00 |
| | | | | | | NUMBER OF INVOICES: 1 | | | | | | \$15.00 |
| HINCKLEY001 | HINCKLEY SPRINGS | 16201054 102923 | 8002400026 | BBNOV | TRUST | Supplies for 2023-2024 | H | | 10/29/2023 | 11/02/2023 | R | \$90.43 |
| | | | | | | | 23-24 | | | 35988 | | \$90.43 |
| | | | | | | NUMBER OF INVOICES: 1 | | | | | | \$90.43 |
| HOBART S000 | HOBART SERVICE | 29415207 | 4002400012 | BBNOV | TRUST | Elementary Dish Machine Parts | H | | 10/19/2023 | 10/30/2023 | R | \$180.94 |
| | | | | | | | 23-24 | | | 35989 | | \$180.94 |
| HOBART S000 | HOBART SERVICE | 29416315 | 4002400013 | BBNOV | TRUST | Dish Machine Parts | H | | 10/23/2023 | 10/30/2023 | R | \$339.60 |
| | | | | | | | 23-24 | | | 35989 | | \$339.60 |

| VEN-KEY | VENDOR NAME | INVOICE # | PO NUMBER | BATCH | BANK | DESCRIPTION | LQ | S | INV DATE | DUE DATE | C | NET AMOUNT |
|--------------------------|------------------------------|-----------------------------|------------|-------|-----------------|--|-----------|----------------|------------|------------------|-----------------------|-------------------|
| <u>ACH VOID DOWNLOAD</u> | | <u>DISCOUNT DESCRIPTION</u> | | | <u>DISC AMT</u> | <u>ADJUSTMENT DESCRIPTION</u> | <u>FY</u> | <u>ADJ AMT</u> | | <u>CHECK NBR</u> | <u>INVOICE AMOUNT</u> | |
| | | | | | | NUMBER OF INVOICES: 2 | | | | | | \$520.54 |
| HOUCHDAR000 | HOUCHIN, DARRELL | ERIN20231025A | 0000000000 | BBNOV | Trust | 10/1/2023-10/14/2023 | H | | 10/25/2023 | 08/01/2023 | R | \$55.00 |
| | | | | | | Mileage reimbursement for travelling to Casey for varsity football game. | | | | | | |
| | | | | | | | 23-24 | | | 35990 | | \$55.00 |
| | | | | | | NUMBER OF INVOICES: 1 | | | | | | \$55.00 |
| ISCORP 000 | ISCORP | 0735736 | 0000000000 | BBNOV | TRUST | ISCORP HOSTING FOR SKYWARD | H | | 11/01/2023 | 10/26/2023 | R | \$8,294.40 |
| | | | | | | | 23-24 | | | 35991 | | \$8,294.40 |
| | | | | | | NUMBER OF INVOICES: 1 | | | | | | \$8,294.40 |
| JOHNSTON000 | JOHNSTONE SUPPLY | 1060182A | 0000000000 | BBNOV | TRUST | MS SUPPLIES | H | | 11/01/2023 | 11/02/2023 | R | \$109.90 |
| | | | | | | | 23-24 | | | 35992 | | \$109.90 |
| | | | | | | NUMBER OF INVOICES: 1 | | | | | | \$109.90 |
| KOCHEBRI000 | KOCHER, BRITTANIA | ERIN20231101A | 0000000000 | BBNOV | Trust | 10/1/2023-10/31/2023 | H | | 11/01/2023 | 11/01/2023 | R | \$181.27 |
| | | | | | | October 2023 Mileage | | | | | | |
| | | | | | | | 23-24 | | | 35993 | | \$181.27 |
| | | | | | | NUMBER OF INVOICES: 1 | | | | | | \$181.27 |
| MILLER 0000 | MILLER OFFICE EQUIPMENT, INC | 129659 | 1002400207 | BBNOV | TRUST | Ink for copiers (Workrooms, Color Copiers, Fax Machine) | H | | 10/27/2023 | 10/31/2023 | R | \$404.00 |
| | | | | | | | 23-24 | | | 35994 | | \$404.00 |
| MILLER 0000 | MILLER OFFICE EQUIPMENT, INC | 129660 | 1002400207 | BBNOV | TRUST | Ink for copiers (Workrooms, Color Copiers, Fax Machine) | H | | 10/30/2023 | 11/02/2023 | R | \$564.00 |
| | | | | | | | 23-24 | | | 35994 | | \$564.00 |
| MILLER 0000 | MILLER OFFICE EQUIPMENT, INC | 129666 | 3002400141 | BBNOV | TRUST | Ag/TI Office Supplies | H | | 10/31/2023 | 11/02/2023 | R | \$660.00 |
| | | | | | | | 23-24 | | | 35994 | | \$660.00 |

| <u>VEN-KEY</u> | <u>VENDOR NAME</u> | <u>INVOICE #</u> | <u>PO NUMBER</u> | <u>BATCH</u> | <u>BANK</u> | <u>DESCRIPTION</u> | <u>LQ</u> | <u>S</u> | <u>INV DATE</u> | <u>DUE DATE</u> | <u>C</u> | <u>NET AMOUNT</u> |
|----------------|------------------------------|-----------------------------|------------------|--------------|-----------------|---|-----------|----------|-----------------|------------------|----------|-----------------------|
| | <u>ACH VOID DOWNLOAD</u> | <u>DISCOUNT DESCRIPTION</u> | | | <u>DISC AMT</u> | <u>ADJUSTMENT DESCRIPTION</u> | <u>FY</u> | | <u>ADJ AMT</u> | <u>CHECK NBR</u> | | <u>INVOICE AMOUNT</u> |
| MILLER 0000 | MILLER OFFICE EQUIPMENT, INC | 129667 | 1002400209 | BBNOV | TRUST | Labor for Copiers (Workrooms, Color Copiers, Fax Machine) | H | | 10/30/2023 | 11/02/2023 | R | \$45.00 |
| | | | | | | | | | 23-24 | 35994 | | \$45.00 |
| | | | | | | NUMBER OF INVOICES: 4 | | | | | | \$1,673.00 |
| PAVILION000 | THE PAVILION FOUNDATION | Richland1101 | 0000000000 | BBNOV | TRUST | 10/13/23 - 11/01/23 | H | | 11/01/2023 | 11/03/2023 | R | \$924.00 |
| | | | | | | | | | 23-24 | 35995 | | \$924.00 |
| | | | | | | NUMBER OF INVOICES: 1 | | | | | | \$924.00 |
| PRAIRIE 001 | PRAIRIE FARMS DAIRY, INC | 103123 | 4002400001 | BBNOV | TRUST | Food/Supplies FY24 Prairie Farms | H | | 10/31/2023 | 11/02/2023 | R | \$13,545.27 |
| | | | | | | | | | 23-24 | 35996 | | \$13,545.27 |
| | | | | | | NUMBER OF INVOICES: 1 | | | | | | \$13,545.27 |
| READ'S I000 | READ'S INC. | 31012 | 0000000000 | BBNOV | TRUST | MIDDLE SCHOOL | H | | 11/01/2023 | 11/03/2023 | R | \$356.70 |
| | | | | | | | | | 23-24 | 35997 | | \$356.70 |
| READ'S I000 | READ'S INC. | 31013 | 0000000000 | BBNOV | TRUST | ELEMENTARY SCHOOL | H | | 11/01/2023 | 11/03/2023 | R | \$1,411.62 |
| | | | | | | | | | 23-24 | 35997 | | \$1,411.62 |
| | | | | | | NUMBER OF INVOICES: 2 | | | | | | \$1,768.32 |
| ROE 03 -000 | ROE 03 - VANDALIA | 5640 | 8002400035 | BBNOV | TRUST | Bus Driver Initial Course & Refresher Course Training for School Year 2023-2024 | H | | 10/17/2023 | 11/02/2023 | R | \$10.00 |
| | | | | | | | | | 23-24 | 35998 | | \$10.00 |
| | | | | | | NUMBER OF INVOICES: 1 | | | | | | \$10.00 |
| ROE 11 -000 | ROE 11 - CHARLESTON | 0022400065 | 8002400038 | BBNOV | TRUST | Bus Driver Initial Course & Refresher Course Training for School Year 2023-2024 | H | | 10/26/2023 | 10/27/2023 | R | \$255.00 |

| <u>VEN-KEY</u> | <u>VENDOR NAME</u> | <u>INVOICE #</u> | <u>PO NUMBER</u> | <u>BATCH</u> | <u>BANK</u> | <u>DESCRIPTION</u> | <u>LQ</u> | <u>S</u> | <u>INV DATE</u> | <u>DUE DATE</u> | <u>C</u> | <u>NET AMOUNT</u> | |
|--------------------------|--|-----------------------------|---------------------|--------------|-------------------------------|---|-----------|----------------|-----------------|------------------|------------------------------|---------------------|--------------|
| <u>ACH VOID DOWNLOAD</u> | | <u>DISCOUNT DESCRIPTION</u> | <u>DISC AMT</u> | | <u>ADJUSTMENT DESCRIPTION</u> | | <u>FY</u> | <u>ADJ AMT</u> | | <u>CHECK NBR</u> | <u>INVOICE AMOUNT</u> | | |
| ROE 11 -000 | ROE 11 - CHARLESTON | 0022400065 | *****CONTINUED***** | | | | | 23-24 | | 35999 | | \$255.00 | |
| | | | | | | | | | | | NUMBER OF INVOICES: 1 | \$255.00 | |
| RUBENLOR000 | RUBENACKER, LORI | ERIN20231020A | 0000000000 | BNOV | Trust | 9/1/2023-9/29/2023 september mileage | H | | 10/20/2023 | 08/01/2023 | R | \$40.64 | |
| | | | | | | | | | | | 23-24 | 36000 | \$40.64 |
| | | | | | | | | | | | NUMBER OF INVOICES: 1 | \$40.64 | |
| SOUTH EA000 | SOUTH EASTERN SPECIAL EDUCATION | 120123 | 0000000000 | BNOV | TRUST | MONTHLY SERVICES | H | | 12/01/2023 | 11/03/2023 | R | \$117,484.25 | |
| | | | | | | | | | | | 23-24 | 36001 | \$117,484.25 |
| | | | | | | | | | | | NUMBER OF INVOICES: 1 | \$117,484.25 | |
| STUARD &000 | STUARD & ASSOCIATES, INC | 35978 | 0000000000 | BNOV | TRUST | ANNUAL INSPECTION | H | | 10/29/2023 | 10/30/2023 | R | \$510.00 | |
| | | | | | | | | | | | 23-24 | 36002 | \$510.00 |
| | | | | | | | | | | | NUMBER OF INVOICES: 1 | \$510.00 | |
| SYSCO FO000 | SYSCO FOOD SERVICE | 102523 | 4002400005 | BNOV | TRUST | STATMENT C/N 628015 | H | | 10/25/2023 | 10/27/2023 | R | \$3,896.95 | |
| | | | | | | | | | | | 23-24 | 36003 | \$3,896.95 |
| | | | | | | | | | | | NUMBER OF INVOICES: 1 | \$3,896.95 | |
| THE STUD000 | THE STUDIO AT BRITTON'S BULLPEN, I 120 | | 0000000000 | BNOV | TRUST | PRIVATE CLASSES | H | | 11/02/2023 | 11/03/2023 | R | \$240.00 | |
| | | | | | | | | | | | 23-24 | 36004 | \$240.00 |
| | | | | | | | | | | | NUMBER OF INVOICES: 1 | \$240.00 | |
| TOMLILIN000 | TOMLIN, LINDSEY | 103123 | 0000000000 | BNOV | TRUST | OCTOBER 2023 MILEAGE | H | | 10/31/2023 | 10/31/2023 | R | \$37.37 | |
| | | | | | | | | | | | 23-24 | 36005 | \$37.37 |
| | | | | | | | | | | | NUMBER OF INVOICES: 1 | \$37.37 | |
| WABASH F001 | WABASH FOOD SERVICE | 54450 103123 | 4002400004 | BNOV | TRUST | RCES | H | | 10/31/2023 | 11/02/2023 | R | \$31,860.64 | |

| <u>VEN-KEY</u> | <u>VENDOR NAME</u> | <u>INVOICE #</u> | <u>PO NUMBER</u> | <u>BATCH</u> | <u>BANK</u> | <u>DESCRIPTION</u> | <u>LQ S</u> | <u>INV DATE</u> | <u>DUE DATE</u> | <u>C</u> | <u>NET AMOUNT</u> |
|---|--------------------------|-----------------------------|-----------------------|--------------|-------------------------------|--|-----------------------|-----------------|-------------------|-----------------------|-------------------|
| <u>ACH VOID DOWNLOAD</u> | | <u>DISCOUNT DESCRIPTION</u> | <u>DISC AMT</u> | | <u>ADJUSTMENT DESCRIPTION</u> | | <u>FY</u> | <u>ADJ AMT</u> | <u>CHECK NBR</u> | <u>INVOICE AMOUNT</u> | |
| WABASH F001 | WABASH FOOD SERVICE | 54450 103123 | *****CONTINUED***** | | | | 23-24 | | 36006 | \$31,860.64 | |
| WABASH F001 | WABASH FOOD SERVICE | 54452 103123 | 4002400004 | BNOV | Trust | RCMS | H | 10/31/2023 | 10/31/2023 | R | \$10,296.63 |
| | | | | | | | 23-24 | | 36006 | \$10,296.63 | |
| WABASH F001 | WABASH FOOD SERVICE | 54454 103123 | 4002400004 | BNOV | Trust | RCHS | H | 10/31/2023 | 10/31/2023 | R | \$5,201.07 |
| | | | | | | | 23-24 | | 36006 | \$5,201.07 | |
| NUMBER OF INVOICES: 3 | | | | | | | | | | \$47,358.34 | |
| WESTABRI001 | WESTALL, BRITTON | 110323 | 0000000000 | BNOV | TRUST | Tutoring 10/10-11/3 | H | 11/03/2023 | 11/06/2023 | R | \$156.00 |
| | | | | | | | 23-24 | | 36007 | \$156.00 | |
| NUMBER OF INVOICES: 1 | | | | | | | | | | \$156.00 | |
| WRIGHCIA001 | WRIGHT, CIANNA | 110323 | 0000000000 | BNOV | TRUST | Tutoring 10/10-11/3 | H | 11/03/2023 | 11/06/2023 | R | \$312.00 |
| | | | | | | | 23-24 | | 36008 | \$312.00 | |
| NUMBER OF INVOICES: 1 | | | | | | | | | | \$312.00 | |
| ZIONS BA000 | ZIONS BANCORPORATION, NA | 112523 | 0000000000 | BNOV | TRUST | Richland County CUSD #1 General Obligation Refunding School Bonds, Series 2021 | H | 11/25/2023 | 11/15/2023 | A | \$53,630.00 |
| | | | | | | | 23-24 | | 232400002 | \$53,630.00 | |
| NUMBER OF INVOICES: 1 | | | | | | | | | | \$53,630.00 | |
| TOTAL NUMBER OF HISTORY INVOICES: 57 | | | | | | | | | | \$283,005.65 | |
| 1 ACH CHECK INVOICES | | | | | | | | | | \$53,630.00 | |
| 56 COMPUTER CHECK INVOICES | | | | | | | | | | \$229,375.65 | |
| TOTAL INVOICES: 57 | | | | | | | | | | \$283,005.65 | |
| BANK TOTALS: | | BANK | BANK ACCOUNT # | | | | INVOICE AMOUNT | | NET AMOUNT | | |

| <u>VEN-KEY</u> | <u>VENDOR NAME</u> | <u>INVOICE #</u> | <u>PO NUMBER</u> | <u>BATCH</u> | <u>BANK</u> | <u>DESCRIPTION</u> | <u>LQ</u> | <u>S</u> | <u>INV DATE</u> | <u>DUE DATE</u> | <u>C</u> | <u>NET AMOUNT</u> | |
|----------------|--------------------------|-----------------------------|------------------|--------------|-----------------|-------------------------------|-----------|----------|-----------------|------------------|----------|-----------------------|--------------|
| | <u>ACH VOID DOWNLOAD</u> | <u>DISCOUNT DESCRIPTION</u> | | | <u>DISC AMT</u> | <u>ADJUSTMENT DESCRIPTION</u> | <u>FY</u> | | <u>ADJ AMT</u> | <u>CHECK NBR</u> | | <u>INVOICE AMOUNT</u> | |
| | | | | TRUST | **A010 | 1120 0000 00 000000 | | | | | | \$283,005.65 | \$283,005.65 |

LIQUIDATION STATUS (LQ) CODE LEGEND:
L = LIQUIDATION PENDING C = CLOSED PO/NOT RECEIVING
P = PARTIAL LIQUIDATION F = FULL LIQUIDATION
BLANK = NO LIQUIDATION

***** End of report *****

REPORT SPECIFICATIONS

DISTRICT: Richland County Community Unit #1
REPORT TITLE: AP Invoice Listing Report
REQUESTED BY: cgraves DATE: 11/06/23
PROGRAM NAME: fin/3aprpt01. TIME: 1:37:34 PM
COPIES: 1 LPI: 6
RUN ON SERVER: yes CREATE ASCII FILE: NO

REPORT SEQUENCE: Vendor
INVOICE TYPE(S): HISTORY
CHECK TYPE(S): ALL

PRINT DETAIL: no PRINT ACCOUNTING: no
STARTING PO #: 0 ENDING PO #: 9999999999
STARTING INVOICE #: ENDING INVOICE #: ZZZZZZZZZZZZZZZZZZZ
STARTING VENDOR KEY: ENDING VENDOR KEY: ZZZZZZZZZZZ
STARTING BATCH #: octa ENDING BATCH #: octz
STARTING BANK CASH CODE: trust ENDING BANK CASH CODE: trust
STARTING INVOICE DATE: ENDING INVOICE DATE: 12/31/9999
STARTING DUE DATE: ENDING DUE DATE: 12/31/9999
STARTING CREATED BY: ENDING CREATED BY: ZZZZZZZZZZZ
STARTING CREATED DATE: 07/01/2023 ENDING CREATED DATE: 12/31/9999
STARTING INVOICE AMOUNT: -999,999,999.00 ENDING INVOICE AMOUNT: 9999,999,999.99

| <u>VEN-KEY</u> | <u>VENDOR NAME</u> | <u>INVOICE #</u> | <u>PO NUMBER</u> | <u>BATCH</u> | <u>BANK</u> | <u>DESCRIPTION</u> | <u>LQ</u> | <u>S</u> | <u>INV DATE</u> | <u>DUE DATE</u> | <u>C</u> | <u>NET AMOUNT</u> | |
|----------------|-----------------------------------|-----------------------------|------------------|--------------|-----------------|--|-----------|----------|-----------------|------------------|----------|------------------------------|-------------------|
| | <u>ACH VOID DOWNLOAD</u> | <u>DISCOUNT DESCRIPTION</u> | | | <u>DISC AMT</u> | <u>ADJUSTMENT DESCRIPTION</u> | <u>FY</u> | | <u>ADJ AMT</u> | <u>CHECK NBR</u> | | <u>INVOICE AMOUNT</u> | |
| A & R ME000 | A & R MECHANICAL CONTRACTORS, INC | 88555 | 0000000000 | OCTPP | TRUST | HS SERVICE | H | | 10/12/2023 | 10/18/2023 | R | \$1,772.50 | |
| | | | | | | | 23-24 | | | 35867 | | \$1,772.50 | |
| | | | | | | | | | | | | NUMBER OF INVOICES: 1 | \$1,772.50 |
| A-1 QUAL001 | A-1 QUALITY GLASS CO INC | 104566 | 8002400036 | OCTPP | TRUST | Bus Glass Repairs for School Year 2023-2024 | H | | 10/18/2023 | 10/20/2023 | R | \$314.00 | |
| | | | | | | | 23-24 | | | 35903 | | \$314.00 | |
| | | | | | | | | | | | | NUMBER OF INVOICES: 1 | \$314.00 |
| ACKERMAN000 | ACKERMAN OIL | 855681 | 8002400033 | OCTPP | TRUST | Oil for School Year 2023-2024 | H | | 09/28/2023 | 10/02/2023 | R | \$623.79 | |
| | | | | | | | 23-24 | | | 35750 | | \$623.79 | |
| | | | | | | | | | | | | NUMBER OF INVOICES: 1 | \$623.79 |
| AFPLANSE000 | AFPLANSERV | 23083179884 | 9002400005 | OCTPP | TRUST | PLAN FEE BILLING | H | | 09/22/2023 | 09/29/2023 | R | \$38.00 | |
| | | | | | | | 23-24 | | | 35751 | | \$38.00 | |
| | | | | | | | | | | | | 42 | |
| | | | | | | | | | | | | NUMBER OF INVOICES: 1 | \$38.00 |
| AMAZON C000 | AMAZON CAPITAL SERVICES, INC | 119T-N1QH-6M3Q | 9502400038 | OCTAMA | TRUST | HDMI adapters | H | | 10/21/2023 | 10/25/2023 | R | \$82.93 | |
| | | | | | | | 23-24 | | | 35928 | | \$82.93 | |
| AMAZON C000 | AMAZON CAPITAL SERVICES, INC | 11F7-CWRV-HQW4 | 1002400331 | OCTAMA | TRUST | PASS resources | H | | 10/23/2023 | 10/25/2023 | R | \$68.92 | |
| | | | | | | | 23-24 | | | 35928 | | \$68.92 | |
| AMAZON C000 | AMAZON CAPITAL SERVICES, INC | 11GY-QFVL-QYH1 | 1002400275 | OCTPP | TRUST | Chewy for Rickie | H | | 09/06/2023 | 10/04/2023 | W | \$58.74 | |
| | | | | | | | 23-24 | | | 202300085 | | \$58.74 | |
| AMAZON C000 | AMAZON CAPITAL SERVICES, INC | 11TJ-G31G-YDVT | 6002400060 | OCTAMA | TRUST | Cross Cat supplies- Hagan Sensory Chew | H | | 10/15/2023 | 10/16/2023 | R | \$15.87 | |
| | | | | | | | 23-24 | | | 35866 | | \$15.87 | |

| <u>VEN-KEY</u> | <u>VENDOR NAME</u> | <u>INVOICE #</u> | <u>PO NUMBER</u> | <u>BATCH</u> | <u>BANK</u> | <u>DESCRIPTION</u> | <u>LQ</u> | <u>S</u> | <u>INV DATE</u> | <u>DUE DATE</u> | <u>C</u> | <u>NET AMOUNT</u> |
|----------------|------------------------------|-----------------------------|------------------|--------------|-----------------|---|-----------|------------|-----------------|------------------|----------|-----------------------|
| | <u>ACH VOID DOWNLOAD</u> | <u>DISCOUNT DESCRIPTION</u> | | | <u>DISC AMT</u> | <u>ADJUSTMENT DESCRIPTION</u> | <u>FY</u> | | <u>ADJ AMT</u> | <u>CHECK NBR</u> | | <u>INVOICE AMOUNT</u> |
| AMAZON C000 | AMAZON CAPITAL SERVICES, INC | 137K-DVQD-1DF1 | 2002400084 | OCTAMA | TRUST | 2nd quarter books | H | 10/25/2023 | 10/25/2023 | R | | \$802.68 |
| | | | | | | | 23-24 | | | 35928 | | \$802.68 |
| AMAZON C000 | AMAZON CAPITAL SERVICES, INC | 13CF-C39N-4JKW | 2002400084 | OCTAMA | TRUST | 2nd quarter books | H | 10/23/2023 | 10/25/2023 | R | | \$21.99 |
| | | | | | | | 23-24 | | | 35928 | | \$21.99 |
| AMAZON C000 | AMAZON CAPITAL SERVICES, INC | 13J4-HJQX-97V1 | 2002400074 | OCTAMA | TRUST | Classroom Supplies | H | 09/27/2023 | 10/06/2023 | R | | \$7.05 |
| | | | | | | | 23-24 | | | 35794 | | \$7.05 |
| AMAZON C000 | AMAZON CAPITAL SERVICES, INC | 13QW-TTJX-N47P | 9502400034 | OCTAMA | TRUST | hdmi display for viewport | H | 10/08/2023 | 10/16/2023 | R | | \$199.90 |
| | | | | | | | 23-24 | | | 35883 | | \$199.90 |
| AMAZON C000 | AMAZON CAPITAL SERVICES, INC | 13TM-N6JL-461M | 3002400136 | OCTAMA | TRUST | Supplies for the RCHS library. | H | 10/19/2023 | 10/20/2023 | R | | \$-79.76 |
| | | | | | | | 23-24 | | | 35914 | | \$-79.76 |
| AMAZON C000 | AMAZON CAPITAL SERVICES, INC | 14MN-3VDY-1Q3V | 2002400084 | OCTAMA | TRUST | 2nd quarter books | H | 10/24/2023 | 10/25/2023 | R | | \$45.00 |
| | | | | | | | 23-24 | | | 35928 | | \$45.00 |
| AMAZON C000 | AMAZON CAPITAL SERVICES, INC | 14RL-HY3Q-3RN6 | 3002400177 | OCTAMA | TRUST | CREDIT | H | 09/25/2023 | 10/04/2023 | R | | \$-59.99 |
| | | | | | | | 23-24 | | | 35778 | | \$-59.99 |
| AMAZON C000 | AMAZON CAPITAL SERVICES, INC | 16JP-3XLX-Y4TM | 1002400322 | OCTAMA | TRUST | STEM Construction Interconnectable Sets | H | 10/14/2023 | 10/17/2023 | R | | \$127.92 |
| | | | | | | | 23-24 | | | 35883 | | \$127.92 |
| AMAZON C000 | AMAZON CAPITAL SERVICES, INC | 16QT-YNFX-4931 | 6002400058 | OCTAMA | TRUST | Cross Cat Supplies - sharing with Brooke, Megan, and Amy for a group activity | H | 10/05/2023 | 10/06/2023 | R | | \$23.98 |
| | | | | | | | 23-24 | | | 35794 | | \$23.98 |
| AMAZON C000 | AMAZON CAPITAL SERVICES, INC | 171F-X7NV-HMMQ | 9002400042 | OCTAMA | TRUST | middle school | H | 10/23/2023 | 10/25/2023 | R | | \$40.97 |
| | | | | | | | 23-24 | | | 35928 | | \$40.97 |
| AMAZON C000 | AMAZON CAPITAL SERVICES, INC | 173N-P3P1-1QGW | 6002400062 | OCTAMA | TRUST | Cross Cat Supplies-King | H | 10/16/2023 | 10/17/2023 | R | | \$51.40 |
| | | | | | | | 23-24 | | | 35883 | | \$51.40 |

43

| <u>VEN-KEY</u> | <u>VENDOR NAME</u> | <u>INVOICE #</u> | <u>PO NUMBER</u> | <u>BATCH</u> | <u>BANK</u> | <u>DESCRIPTION</u> | <u>LQ S</u> | <u>INV DATE</u> | <u>DUE DATE</u> | <u>C</u> | <u>NET AMOUNT</u> |
|----------------|------------------------------|-----------------------------|------------------|--------------|-----------------|--|-------------|-----------------|-----------------|------------------|-----------------------|
| | <u>ACH VOID DOWNLOAD</u> | <u>DISCOUNT DESCRIPTION</u> | | | <u>DISC AMT</u> | <u>ADJUSTMENT DESCRIPTION</u> | <u>FY</u> | | <u>ADJ AMT</u> | <u>CHECK NBR</u> | <u>INVOICE AMOUNT</u> |
| AMAZON C000 | AMAZON CAPITAL SERVICES, INC | 17JC-FTL1-41YY | 3002400210 | OCTAMA | TRUST | Books and supplies for the library. | H | 10/19/2023 | 10/25/2023 | R | \$115.97 |
| | | | | | | | 23-24 | | | 35928 | \$115.97 |
| AMAZON C000 | AMAZON CAPITAL SERVICES, INC | 17YD-NXQH-CTFV | 5002400031 | OCTAMA | TRUST | Little Spot of Emotion Books - Take Home Family Resources 2nd Grade | H | 10/10/2023 | 10/16/2023 | R | \$440.89 |
| | | | | | | | 23-24 | | | 35866 | \$440.89 |
| AMAZON C000 | AMAZON CAPITAL SERVICES, INC | 19LR-JNJQ-CVM9 | 9502400036 | OCTAMA | TRUST | Rechargeable Batteries for HS gym Mics/packs. | H | 10/10/2023 | 10/16/2023 | R | \$48.69 |
| | | | | | | | 23-24 | | | 35866 | \$48.69 |
| AMAZON C000 | AMAZON CAPITAL SERVICES, INC | 19M7-7LQJ-49JF | 1002400307 | OCTAMA | TRUST | Professional Development Book: Shifting the Balance for Grades 3-5 & General Title Supplies for TA/Intervention/Groups | H | 10/01/2023 | 10/02/2023 | R | \$326.39 |
| | | | | | | | 23-24 | | | 35778 | \$326.39 |
| | | | | | | | | | | | 44 |
| AMAZON C000 | AMAZON CAPITAL SERVICES, INC | 19YT-MG63-JDTF | 3002400190 | OCTAMA | TRUST | Supplies and books for the library. | H | 10/02/2023 | 10/03/2023 | R | \$145.54 |
| | | | | | | | 23-24 | | | 35778 | \$145.54 |
| AMAZON C000 | AMAZON CAPITAL SERVICES, INC | 1CCQ-DF3Q-94WL | 1002400347 | OCTAMA | TRUST | Visitor Labels | H | 10/27/2023 | 10/30/2023 | R | \$24.44 |
| | | | | | | | 23-24 | | | 35939 | \$24.44 |
| AMAZON C000 | AMAZON CAPITAL SERVICES, INC | 1CCX-K6KT-644V | 9502400042 | OCTAMA | TRUST | Phones and cables | H | 10/27/2023 | 10/30/2023 | R | \$241.07 |
| | | | | | | | 23-24 | | | 35939 | \$241.07 |
| AMAZON C000 | AMAZON CAPITAL SERVICES, INC | 1cgq-x9tf-drch | 4002400011 | OCTAMA | TRUST | Floor Mat | H | 10/06/2023 | 10/12/2023 | R | \$150.00 |
| | | | | | | | 23-24 | | | 35866 | \$150.00 |
| AMAZON C000 | AMAZON CAPITAL SERVICES, INC | 1CNW-YX3R-6XWX | 2002400074 | OCTAMA | TRUST | Classroom Supplies | H | 09/27/2023 | 10/06/2023 | R | \$44.68 |
| | | | | | | | 23-24 | | | 35794 | \$44.68 |

| <u>VEN-KEY</u> | <u>VENDOR NAME</u> | <u>INVOICE #</u> | <u>PO NUMBER</u> | <u>BATCH</u> | <u>BANK</u> | <u>DESCRIPTION</u> | <u>LQ</u> | <u>S</u> | <u>INV DATE</u> | <u>DUE DATE</u> | <u>C</u> | <u>NET AMOUNT</u> |
|----------------|------------------------------|-----------------------------|------------------|--------------|-----------------|--|-----------|----------|-----------------|------------------|----------|-----------------------|
| | <u>ACH VOID DOWNLOAD</u> | <u>DISCOUNT DESCRIPTION</u> | | | <u>DISC AMT</u> | <u>ADJUSTMENT DESCRIPTION</u> | <u>FY</u> | | <u>ADJ AMT</u> | <u>CHECK NBR</u> | | <u>INVOICE AMOUNT</u> |
| AMAZON C000 | AMAZON CAPITAL SERVICES, INC | 1CTL-6HKL-VWT6 | 5502400062 | OCTAMA | TRUST | ELC supplies and PFA Fall Harvest supplies | H | | 10/14/2023 | 10/18/2023 | R | \$320.67 |
| | | | | | | | | | 23-24 | 35883 | | \$320.67 |
| AMAZON C000 | AMAZON CAPITAL SERVICES, INC | 1DJM-NXC4-KVGT | 5502400055 | OCTAMA | TRUST | Preschool student supplies | H | | 10/03/2023 | 10/05/2023 | R | \$39.94 |
| | | | | | | | | | 23-24 | 35794 | | \$39.94 |
| AMAZON C000 | AMAZON CAPITAL SERVICES, INC | 1DLM-PPHR-34JD | 1002400336 | OCTAMA | TRUST | RCES Book Order | H | | 10/24/2023 | 10/30/2023 | R | \$33.99 |
| | | | | | | | | | 23-24 | 35939 | | \$33.99 |
| AMAZON C000 | AMAZON CAPITAL SERVICES, INC | 1F9T-WR9D-WQMK | 5002400032 | OCTAMA | TRUST | Supplies for Family Reading Night October | H | | 10/11/2023 | 10/12/2023 | R | \$727.17 |
| | | | | | | | | | 23-24 | 35866 | | \$727.17 |
| AMAZON C000 | AMAZON CAPITAL SERVICES, INC | 1GNH-31NW-CH6K | 6002400061 | OCTAMA | TRUST | Halloween fine motor activities for all special education classes at RCES (Amy, Brooke, both Megans) | H | | 10/16/2023 | 10/16/2023 | R | \$38.53 |
| | | | | | | | | | 23-24 | 35866 | | \$38.53 |
| | | | | | | | | | | | | 45 |
| AMAZON C000 | AMAZON CAPITAL SERVICES, INC | 1H7F-YMN1-9CVQ | 2002400087 | OCTAMA | TRUST | Playaway companion books | H | | 10/19/2023 | 10/20/2023 | R | \$111.14 |
| | | | | | | | | | 23-24 | 35914 | | \$111.14 |
| AMAZON C000 | AMAZON CAPITAL SERVICES, INC | 1HV9-J16J-1F3N | 1002400340 | OCTAMA | TRUST | Book "No Place Like Hope" | H | | 10/23/2023 | 10/25/2023 | R | \$21.98 |
| | | | | | | | | | 23-24 | 35928 | | \$21.98 |
| AMAZON C000 | AMAZON CAPITAL SERVICES, INC | 1HW9-VCTD-4KWC | 3002400215 | OCTAMA | TRUST | Classroom supplies | H | | 10/21/2023 | 10/25/2023 | R | \$67.09 |
| | | | | | | | | | 23-24 | 35928 | | \$67.09 |
| AMAZON C000 | AMAZON CAPITAL SERVICES, INC | 1HXW-4NJX-RYHW | 9002400034 | OCTAMA | TRUST | middle school | H | | 09/30/2023 | 10/03/2023 | R | \$51.92 |
| | | | | | | | | | 23-24 | 35778 | | \$51.92 |
| AMAZON C000 | AMAZON CAPITAL SERVICES, INC | 1JCM-XDDF-9J94 | 1002400278 | OCTAMA | TRUST | Classroom Books | H | | 10/27/2023 | 10/30/2023 | R | \$-4.99 |
| | | | | | | | | | 23-24 | 35939 | | \$-4.99 |

| <u>VEN-KEY</u> | <u>VENDOR NAME</u> | <u>INVOICE #</u> | <u>PO NUMBER</u> | <u>BATCH</u> | <u>BANK</u> | <u>DESCRIPTION</u> | <u>LQ</u> | <u>S</u> | <u>INV DATE</u> | <u>DUE DATE</u> | <u>C</u> | <u>NET AMOUNT</u> |
|----------------|------------------------------|-----------------------------|------------------|--------------|-----------------|--|-----------|------------|-----------------|------------------|----------|-----------------------|
| | <u>ACH VOID DOWNLOAD</u> | <u>DISCOUNT DESCRIPTION</u> | | | <u>DISC AMT</u> | <u>ADJUSTMENT DESCRIPTION</u> | <u>FY</u> | | <u>ADJ AMT</u> | <u>CHECK NBR</u> | | <u>INVOICE AMOUNT</u> |
| AMAZON C000 | AMAZON CAPITAL SERVICES, INC | 1JPG-RPH3-CVRV | 4002400011 | OCTAMA | TRUST | Floor Mat | H | 10/06/2023 | 10/12/2023 | R | | \$150.00 |
| | | | | | | | 23-24 | | | 35866 | | \$150.00 |
| AMAZON C000 | AMAZON CAPITAL SERVICES, INC | 1KJL-NRT1-1X1J | 1002400334 | OCTAMA | TRUST | science supplies | H | 10/23/2023 | 10/25/2023 | R | | \$276.74 |
| | | | | | | | 23-24 | | | 35928 | | \$276.74 |
| AMAZON C000 | AMAZON CAPITAL SERVICES, INC | 1KKY-773X-46XV | 2002400080 | OCTAMA | TRUST | Cross Cat class supplies-vacuum- Burgener | H | 10/01/2023 | 10/02/2023 | R | | \$76.46 |
| | | | | | | | 23-24 | | | 35778 | | \$76.46 |
| AMAZON C000 | AMAZON CAPITAL SERVICES, INC | 1L11-JHQ N-3J77 | 9002400041 | OCTAMA | TRUST | athletic department/high school | H | 10/05/2023 | 10/16/2023 | R | | \$258.84 |
| | | | | | | | 23-24 | | | 35866 | | \$258.84 |
| AMAZON C000 | AMAZON CAPITAL SERVICES, INC | 1L11-JHQ N-7CVR | 1002400317 | OCTAMA | TRUST | Order 2/2: transitional chapter book collections for the classroom library of the newly created 7th section of 3rd grade | H | 10/05/2023 | 10/10/2023 | R | | \$519.96 |
| | | | | | | | 23-24 | | | 35794 | | \$519.96 |
| AMAZON C000 | AMAZON CAPITAL SERVICES, INC | 1LTD-VHXH-19PL | 9002400043 | OCTAMA | TRUST | Elementary school | H | 10/24/2023 | 10/30/2023 | R | | \$75.60 |
| | | | | | | | 23-24 | | | 35939 | | \$75.60 |
| AMAZON C000 | AMAZON CAPITAL SERVICES, INC | 1LW9-6FMF-LNGV | 9502400031 | OCTAMA | TRUST | Batteries, privacy screen, crimpers, cables | H | 10/03/2023 | 10/05/2023 | R | | \$297.84 |
| | | | | | | | 23-24 | | | 35794 | | \$297.84 |
| AMAZON C000 | AMAZON CAPITAL SERVICES, INC | 1N4X-QFNL-9LLM | 2002400091 | OCTAMA | TRUST | Teacher Supplies | H | 10/21/2023 | 10/30/2023 | R | | \$53.89 |
| | | | | | | | 23-24 | | | 35939 | | \$53.89 |
| AMAZON C000 | AMAZON CAPITAL SERVICES, INC | 1NXM-C434-4PGM | 1002400330 | OCTAMA | TRUST | RCES Library Book Order | H | 10/19/2023 | 10/20/2023 | R | | \$84.13 |
| | | | | | | | 23-24 | | | 35928 | | \$84.13 |
| AMAZON C000 | AMAZON CAPITAL SERVICES, INC | 1P3X-7XVV-96DH | 8002400037 | OCTAMA | TRUST | Supplies for the school year 2023-2024 | H | 10/25/2023 | 10/30/2023 | R | | \$556.36 |

| <u>VEN-KEY</u> | <u>VENDOR NAME</u> | <u>INVOICE #</u> | <u>PO NUMBER</u> | <u>BATCH</u> | <u>BANK</u> | <u>DESCRIPTION</u> | <u>LQ</u> | <u>S</u> | <u>INV DATE</u> | <u>DUE DATE</u> | <u>C</u> | <u>NET AMOUNT</u> |
|----------------|------------------------------|-----------------------------|------------------|-----------------|-------------|---|-----------|------------|-----------------|------------------|----------|-----------------------|
| | <u>ACH VOID DOWNLOAD</u> | <u>DISCOUNT DESCRIPTION</u> | | <u>DISC AMT</u> | | <u>ADJUSTMENT DESCRIPTION</u> | <u>FY</u> | | <u>ADJ AMT</u> | <u>CHECK NBR</u> | | <u>INVOICE AMOUNT</u> |
| AMAZON C000 | AMAZON CAPITAL SERVICES, INC | 1P3X-7XVV-96DH | | | | *****CONTINUED***** | | | | | | |
| | | | | | | | 23-24 | | | 35939 | | \$556.36 |
| AMAZON C000 | AMAZON CAPITAL SERVICES, INC | 1PQ9-FYDM-T319 | 1002400305 | OCTAMA | TRUST | Office Supplies | H | 09/30/2023 | 10/03/2023 | R | | \$91.00 |
| | | | | | | | 23-24 | | | 35778 | | \$91.00 |
| AMAZON C000 | AMAZON CAPITAL SERVICES, INC | 1QQN-4WDF-KPTX | 3002400195 | OCTAMA | TRUST | PART BUDGET/PART ACTIVITY | H | 10/03/2023 | 10/04/2023 | R | | \$59.99 |
| | | | | | | | 23-24 | | | 35778 | | \$59.99 |
| AMAZON C000 | AMAZON CAPITAL SERVICES, INC | 1RH4-3L7N-TMYM | 8002300069 | OCTAMA | TRUST | Supplies for the school year 2022-2023 | H | 10/04/2023 | 10/04/2023 | R | | \$-62.99 |
| | | | | | | | 23-24 | | | 35794 | | \$-62.99 |
| AMAZON C000 | AMAZON CAPITAL SERVICES, INC | 1RLD-G1YH-6P1T | 1002400309 | OCTAMA | TRUST | Extra Binders | H | 10/01/2023 | 10/03/2023 | R | | \$39.59 |
| | | | | | | | 23-24 | | | 35778 | | \$39.59 |
| AMAZON C000 | AMAZON CAPITAL SERVICES, INC | 1RNV-MMJT-H67F | 1002400308 | OCTAMA | TRUST | computer mice | H | 09/28/2023 | 09/28/2023 | R | | \$118.41 |
| | | | | | | | 23-24 | | | 35778 | | \$118.41 |
| AMAZON C000 | AMAZON CAPITAL SERVICES, INC | 1TMD-JTY1-QRPJ | 2002400083 | OCTAMA | TRUST | art supplies | H | 10/13/2023 | 10/17/2023 | R | | \$474.88 |
| | | | | | | | 23-24 | | | 35883 | | \$471.88 |
| AMAZON C000 | AMAZON CAPITAL SERVICES, INC | 1TMK-JQJQ-7GFW | 1002400298 | OCTAMA | TRUST | Address Labels/Post-it notes | H | 10/05/2023 | 10/10/2023 | R | | \$35.00 |
| | | | | | | | 23-24 | | | 35794 | | \$35.00 |
| AMAZON C000 | AMAZON CAPITAL SERVICES, INC | 1TNP-WFNT-9MFG | 1002400257 | OCTAMA | TRUST | Classroom Books \$250 | H | 10/27/2023 | 10/30/2023 | R | | \$-3.98 |
| | | | | | | | 23-24 | | | 35939 | | \$-3.98 |
| AMAZON C000 | AMAZON CAPITAL SERVICES, INC | 1TNP-WFNT-L3JY | 9002400044 | OCTAMA | TRUST | Business Card Labels for Board Members | H | 10/29/2023 | 10/31/2023 | R | | \$40.44 |
| | | | | | | | 23-24 | | | 35939 | | \$40.44 |
| AMAZON C000 | AMAZON CAPITAL SERVICES, INC | 1TVV-W4QV-KLLT | 3002400180 | OCTAMA | Trust | Laminating Film | H | 09/21/2023 | 10/03/2023 | R | | \$353.04 |
| | | | | | | | 23-24 | | | 35778 | | \$353.04 |

| <u>VEN-KEY</u> | <u>VENDOR NAME</u> | <u>INVOICE #</u> | <u>PO NUMBER</u> | <u>BATCH</u> | <u>BANK</u> | <u>DESCRIPTION</u> | <u>LQ S</u> | <u>INV DATE</u> | <u>DUE DATE</u> | <u>C</u> | <u>NET AMOUNT</u> |
|----------------|------------------------------|-----------------------------|------------------|-----------------|-------------|--|-------------|-----------------|-----------------|------------------|-----------------------|
| | <u>ACH VOID DOWNLOAD</u> | <u>DISCOUNT DESCRIPTION</u> | | <u>DISC AMT</u> | | <u>ADJUSTMENT DESCRIPTION</u> | <u>FY</u> | | <u>ADJ AMT</u> | <u>CHECK NBR</u> | <u>INVOICE AMOUNT</u> |
| AMAZON C000 | AMAZON CAPITAL SERVICES, INC | 1V73-Y3KV-N7TV | 3002400202 | OCTAMA | TRUST | flag football belts | H | 10/13/2023 | 10/16/2023 | R | \$188.33 |
| | | | | | | | 23-24 | | | 35883 | \$188.33 |
| AMAZON C000 | AMAZON CAPITAL SERVICES, INC | 1VF1-MG34-QFJ3 | 3002400190 | OCTAMA | TRUST | Supplies and books for the library. | H | 10/09/2023 | 10/16/2023 | R | \$27.58 |
| | | | | | | | 23-24 | | | 35883 | \$27.58 |
| AMAZON C000 | AMAZON CAPITAL SERVICES, INC | 1VJM-KGV4-7T1F | 2002400090 | OCTAMA | TRUST | RCMS general counseling supplies. | H | 10/24/2023 | 10/25/2023 | R | \$222.20 |
| | | | | | | | 23-24 | | | 35928 | \$222.20 |
| AMAZON C000 | AMAZON CAPITAL SERVICES, INC | 1W11-L4F7-7NK4 | 1002400318 | OCTAMA | TRUST | 70 dollars for classroom supplies 23-24 | H | 10/05/2023 | 10/16/2023 | R | \$69.56 |
| | | | | | | | 23-24 | | | 35866 | \$69.56 |
| AMAZON C000 | AMAZON CAPITAL SERVICES, INC | 1W1X-G3CH-1PW3 | 1002400325 | OCTAMA | TRUST | Standing Desk | H | 10/20/2023 | 10/26/2023 | R | \$165.49 |
| | | | | | | | 23-24 | | | 35939 | \$165.49 |
| AMAZON C000 | AMAZON CAPITAL SERVICES, INC | 1WN4-74F7-KQYT | 1002400316 | OCTAMA | TRUST | Order 1/2: transitional chapter book collections for the classroom library of the newly created 7th section of 3rd grade | H | 10/05/2023 | 10/10/2023 | R | \$534.08 |
| | | | | | | | 23-24 | | | 35794 | \$534.08 |
| AMAZON C000 | AMAZON CAPITAL SERVICES, INC | 1WNG-Q4QQ-1XH1 | 9502400037 | OCTAMA | TRUST | Surface Pro Protective Case | H | 10/13/2023 | 10/17/2023 | R | \$86.14 |
| | | | | | | | 23-24 | | | 35883 | \$86.14 |
| AMAZON C000 | AMAZON CAPITAL SERVICES, INC | 1WVX-MVJ3-66MX | 1002400335 | OCTAMA | TRUST | The Multiplication Advantage by Steve Wyborney | H | 10/23/2023 | 10/25/2023 | R | \$175.92 |
| | | | | | | | 23-24 | | | 35928 | \$175.92 |
| AMAZON C000 | AMAZON CAPITAL SERVICES, INC | 1XG9-G7RK-XL9F | 5502400057 | OCTAMA | TRUST | PFA student supplies | H | 10/09/2023 | 10/11/2023 | R | \$275.77 |
| | | | | | | | 23-24 | | | 35866 | \$275.77 |

48

| <u>VEN-KEY</u> | <u>VENDOR NAME</u> | <u>INVOICE #</u> | <u>PO NUMBER</u> | <u>BATCH</u> | <u>BANK</u> | <u>DESCRIPTION</u> | <u>LQ</u> | <u>S</u> | <u>INV DATE</u> | <u>DUE DATE</u> | <u>C</u> | <u>NET AMOUNT</u> |
|-------------------------------|------------------------------|-----------------------------|------------------|--------------|-----------------|---|-----------|----------|-----------------|------------------|--------------------|-----------------------|
| | <u>ACH VOID DOWNLOAD</u> | <u>DISCOUNT DESCRIPTION</u> | | | <u>DISC AMT</u> | <u>ADJUSTMENT DESCRIPTION</u> | <u>FY</u> | | <u>ADJ AMT</u> | <u>CHECK NBR</u> | | <u>INVOICE AMOUNT</u> |
| AMAZON C000 | AMAZON CAPITAL SERVICES, INC | 1YKQ-HXNF-X1LX | 3002400172 | OCTAMA | TRUST | Ag/T&I Class Supplies | H | | 10/04/2023 | 10/19/2023 | R | \$429.74 |
| | | | | | | | 23-24 | | | 35914 | | \$429.74 |
| AMAZON C000 | AMAZON CAPITAL SERVICES, INC | 1YTG-VM1M-WMR4 | 5502400048 | OCTAMA | TRUST | ELC building materials | H | | 09/24/2023 | 09/28/2023 | R | \$313.41 |
| | | | | | | | 23-24 | | | 35778 | | \$313.41 |
| AMAZON C000 | AMAZON CAPITAL SERVICES, INC | 1YWY-GDXG-RXP7 | 9502400035 | OCTAMA | TRUST | Clickers, cables | H | | 10/09/2023 | 10/16/2023 | R | \$104.14 |
| | | | | | | | 23-24 | | | 35866 | | \$104.14 |
| AMAZON C000 | AMAZON CAPITAL SERVICES, INC | 686864 | 9502400029 | OCTAMA | TRUST | Cables, Headset | H | | 09/28/2023 | 09/29/2023 | R | \$329.92 |
| | | | | | | | 23-24 | | | 35778 | | \$329.92 |
| AMAZON C000 | AMAZON CAPITAL SERVICES, INC | IFCF-9KFP-V3XY | 2002400073 | OCTAMA | TRUST | classroom supplies | H | | 09/20/2023 | 10/02/2023 | R | \$49.92 |
| | | | | | | | 23-24 | | | 35778 | | \$49.92 |
| NUMBER OF INVOICES: 68 | | | | | | | | | | | \$10,817.11 | |
| AMEREN I000 | AMEREN ILLINOIS | 092923 | 9002400022 | OCTPP | TRUST | ELECTRIC CHARGES | H | | 09/29/2023 | 10/10/2023 | R | \$14,978.52 |
| | | | | | | | 23-24 | | | 35783 | | \$14,978.52 |
| NUMBER OF INVOICES: 1 | | | | | | | | | | | \$14,978.52 | |
| AMPLIFY 000 | AMPLIFY | INV-181944 | 5002400007 | OCTPP | TRUST | Amplify ELA Consumables Grades 6-8 | H | | 07/17/2023 | 10/04/2023 | R | \$2,931.23 |
| | | | | | | | 23-24 | | | 35779 | | \$2,931.23 |
| AMPLIFY 000 | AMPLIFY | INV-201463 | 5002400012 | OCTPP | TRUST | Amplify CKLA Special Ed Pilot 1 Teacher; 10 Students Materials & Digital Licenses | H | | 10/01/2023 | 10/02/2023 | R | \$1,195.14 |
| | | | | | | | 23-24 | | | 35752 | | \$1,195.14 |
| NUMBER OF INVOICES: 2 | | | | | | | | | | | \$4,126.37 | |
| ANCO STE001 | ANCO STEEL COMPANY, INC | 418440 | 3002400119 | OCTPP | TRUST | metal for the welding shop | H | | 10/11/2023 | 10/11/2023 | R | \$60.55 |
| | | | | | | | 23-24 | | | 35829 | | \$60.55 |

| VEN-KEY | VENDOR NAME | INVOICE # | PO NUMBER | BATCH | BANK | DESCRIPTION | LQ | S | INV DATE | DUE DATE | C | NET AMOUNT |
|-------------|--------------------------|-----------------------------|------------|-------|-----------------|--|-----------|---|----------------|------------------|-------|-----------------------|
| | <u>ACH VOID DOWNLOAD</u> | <u>DISCOUNT DESCRIPTION</u> | | | <u>DISC AMT</u> | <u>ADJUSTMENT DESCRIPTION</u> | <u>FY</u> | | <u>ADJ AMT</u> | <u>CHECK NBR</u> | | <u>INVOICE AMOUNT</u> |
| | | | | | | NUMBER OF INVOICES: 1 | | | | | | \$60.55 |
| BABY 000 | BABY TALK, INC | BT 092023 054 | 5502400058 | OCTPP | TRUST | Prev Initiative administrative purchased service | H | | 09/18/2023 | 10/05/2023 | R | \$2,000.00 |
| | | | | | | | | | 23-24 | | 35784 | \$2,000.00 |
| | | | | | | NUMBER OF INVOICES: 1 | | | | | | \$2,000.00 |
| BLANK'S 001 | BLANK'S INSURANCE AGENCY | 30190 | 0000000000 | OCTPP | TRUST | Treasurer Bond - C Graves | H | | 10/26/2023 | 10/30/2023 | R | \$1,698.00 |
| | | | | | | | | | 23-24 | | 35940 | \$1,698.00 |
| | | | | | | NUMBER OF INVOICES: 1 | | | | | | \$1,698.00 |
| BLICK AR000 | BLICK ART MATERIALS | 1730315 | 3002400068 | OCTPP | TRUST | Classroom Supplies | H | | 10/25/2023 | 10/26/2023 | R | \$108.24 |
| | | | | | | | | | 23-24 | | 35932 | \$108.24 |
| | | | | | | NUMBER OF INVOICES: 1 | | | | | | \$108.24 |
| BM TRUCK000 | BM TRUCK EQUIPMENT | 092355784 | 0000000000 | OCTPP | TRUST | HS WOOD SHOP | H | | 09/22/2023 | 10/16/2023 | R | \$267.00 |
| | | | | | | | | | 23-24 | | 35868 | \$267.00 |
| | | | | | | NUMBER OF INVOICES: 1 | | | | | | \$267.00 |
| BOOM LEA000 | BOOM LEARNING | 230901-02068 | 1002400284 | OCTPP | TRUST | Boom Cards subscription for RCES teachers | H | | 09/18/2023 | 10/19/2023 | R | \$1,500.00 |
| | | | | | | | | | 23-24 | | 35869 | \$1,500.00 |
| | | | | | | NUMBER OF INVOICES: 1 | | | | | | \$1,500.00 |
| BROWNBRA005 | BROWN, BRAELYNN E. | 100623 | 0000000000 | OCTPP | TRUST | Tutoring 9/11-10/6/23 | H | | 10/06/2023 | 10/10/2023 | R | \$312.00 |
| | | | | | | | | | 23-24 | | 35830 | \$312.00 |
| | | | | | | NUMBER OF INVOICES: 1 | | | | | | \$312.00 |
| BSN SPOR001 | BSN SPORTS LLC | 923035146 | 3002400186 | OCTPP | TRUST | Slip Nott and Basketballs | H | | 09/26/2023 | 10/19/2023 | R | \$1,074.01 |

| <u>VEN-KEY</u> | <u>VENDOR NAME</u> | <u>INVOICE #</u> | <u>PO NUMBER</u> | <u>BATCH</u> | <u>BANK</u> | <u>DESCRIPTION</u> | <u>LQ</u> | <u>S</u> | <u>INV DATE</u> | <u>DUE DATE</u> | <u>C</u> | <u>NET AMOUNT</u> |
|------------------------------|--------------------------|-----------------------------|---------------------|--------------|-------------------------------|--|-------------------|----------------|------------------|-----------------------|-------------------|-------------------|
| <u>ACH VOID DOWNLOAD</u> | | <u>DISCOUNT DESCRIPTION</u> | <u>DISC AMT</u> | | <u>ADJUSTMENT DESCRIPTION</u> | | <u>FY</u> | <u>ADJ AMT</u> | <u>CHECK NBR</u> | <u>INVOICE AMOUNT</u> | | |
| BSN SPOR001 | BSN SPORTS LLC | 923035146 | *****CONTINUED***** | | | | for '23-24 season | 23-24 | | 35904 | | \$1,074.01 |
| BSN SPOR001 | BSN SPORTS LLC | 923185330 | 9002300046 | OCTPP | TRUST | FitnessGram Subscription Renewal | C | H | 10/04/2023 | 10/17/2023 | R | \$447.00 |
| | | | | | | | 23-24 | | 35870 | | \$447.00 | |
| NUMBER OF INVOICES: 2 | | | | | | | | | | | \$1,521.01 | |
| CARDIO P000 | CARDIO PARTNERS, INC | 3039259 | 2002200058 | OCTPP | TRUST | Heart SMart AED order= Life Safety money | H | | 08/02/2022 | 10/03/2023 | R | \$648.00 |
| | | | | | | | 23-24 | | 35763 | | \$648.00 | |
| CARDIO P000 | CARDIO PARTNERS, INC | 3045834 | 2002200177 | OCTPP | TRUST | Life Safety account- 3 AED peds pads; 2 AED adult pads. \$471 | H | | 08/16/2022 | 10/03/2023 | R | \$124.20 |
| | | | | | | | 23-24 | | 35763 | | \$124.20 | |
| CARDIO P000 | CARDIO PARTNERS, INC | 3056634 | 6002300025 | OCTPP | TRUST | AED pads and battery | H | | 08/26/2022 | 10/03/2023 | R | \$405.50 |
| | | | | | | | 23-24 | | 35763 | | \$401.50 | |
| NUMBER OF INVOICES: 3 | | | | | | | | | | | \$1,173.70 | |
| CARLE 000 | CARLE | 61H-V67-595 | 8002400016 | OCTPP | TRUST | Driver's drug test for license renewal 2023-2024. | H | | 09/21/2023 | 10/03/2023 | R | \$152.00 |
| | | | | | | | 23-24 | | 35764 | | \$152.00 | |
| NUMBER OF INVOICES: 1 | | | | | | | | | | | \$152.00 | |
| CENTRAL 003 | CENTRAL STATES BUS SALES | 093023 | 8002400003 | OCTPP | TRUST | STATEMENT 588779, 589094, 589814, 590530, 590484, 591345, 591324 | H | | 09/30/2023 | 10/12/2023 | R | \$3,476.04 |
| | | | | | | | 23-24 | | 35831 | | \$3,476.04 | |

| <u>VEN-KEY</u> | <u>VENDOR NAME</u> | <u>INVOICE #</u> | <u>PO NUMBER</u> | <u>BATCH</u> | <u>BANK</u> | <u>DESCRIPTION</u> | <u>LQ</u> | <u>S</u> | <u>INV DATE</u> | <u>DUE DATE</u> | <u>C</u> | <u>NET AMOUNT</u> |
|----------------|-------------------------------|-----------------------------|------------------|--------------|-----------------|---|-----------|----------|-----------------|------------------|----------|-----------------------|
| | <u>ACH VOID DOWNLOAD</u> | <u>DISCOUNT DESCRIPTION</u> | | | <u>DISC AMT</u> | <u>ADJUSTMENT DESCRIPTION</u> | <u>FY</u> | | <u>ADJ AMT</u> | <u>CHECK NBR</u> | | <u>INVOICE AMOUNT</u> |
| | | | | | | NUMBER OF INVOICES: 1 | | | | | | \$3,476.04 |
| CINTAS 000 | CINTAS | 093023 | 0000000000 | OCTPP | | TRUST STATEMENT | H | | 09/30/2023 | 10/04/2023 | R | \$1,143.24 |
| | | | | | | | 23-24 | | | 35780 | | \$1,143.24 |
| | | | | | | NUMBER OF INVOICES: 1 | | | | | | \$1,143.24 |
| CITY OF 002 | CITY OF OLNEY | 092923 | 9002400006 | OCTPP | | TRUST WATER BILL | H | | 09/29/2023 | 10/25/2023 | R | \$3,642.93 |
| | | | | | | | 23-24 | | | 35916 | | \$3,642.93 |
| | | | | | | NUMBER OF INVOICES: 1 | | | | | | \$3,642.93 |
| CLAY CIT003 | CLAY CITY SCHOOL DISTRICT #10 | 2024-0924 | 0000000000 | OCTPP | | TRUST LUNCHES | H | | 10/03/2023 | 10/16/2023 | R | \$427.00 |
| | | | | | | | 23-24 | | | 35871 | | \$427.00 |
| CLAY CIT003 | CLAY CITY SCHOOL DISTRICT #10 | 2024-824 | 0000000000 | OCTPP | | TRUST LUNCHES | H | | 10/02/2023 | 10/16/2023 | R | \$285.60 |
| | | | | | | | 23-24 | | | 35871 | | \$285.60 |
| | | | | | | NUMBER OF INVOICES: 2 | | | | | | \$712.60 |
| | | | | | | | | | | | | 52 |
| CLEARWAV000 | CLEARWAVE COMMUNICATIONS | 10005005052 | 9002400007 | OCTPP | | TRUST MONTHLY SERVICE FEE FOR INTERNET ACCESS FIBER | H | | 10/01/2023 | 10/02/2023 | R | \$1,459.54 |
| | | | | | | | 23-24 | | | 35765 | | \$1,459.54 |
| | | | | | | NUMBER OF INVOICES: 1 | | | | | | \$1,459.54 |
| CONSTELL000 | CONSTELLATION NEWENERGY, INC | 66581215101 | 9002400008 | OCTPP | | TRUST HS ELECTRIC | H | | 10/05/2023 | 10/10/2023 | R | \$8,700.46 |
| | | | | | | | 23-24 | | | 35832 | | \$8,700.46 |
| | | | | | | NUMBER OF INVOICES: 1 | | | | | | \$8,700.46 |
| CORDELL 001 | CORDELL DESIGNS | 861 | 5502400044 | OCTPP | | TRUST Signage for ELC | H | | 10/25/2023 | 10/26/2023 | R | \$574.64 |
| | | | | | | | 23-24 | | | 35933 | | \$574.64 |
| | | | | | | NUMBER OF INVOICES: 1 | | | | | | \$574.64 |
| CORNELL 000 | CORNELL INTERVENTIONS, LLC | 0805330923 | 0000000000 | OCTPP | | TRUST INSTRUCTION | H | | 09/30/2023 | 10/19/2023 | R | \$1,001.00 |

| <u>VEN-KEY</u> | <u>VENDOR NAME</u> | <u>INVOICE #</u> | <u>PO NUMBER</u> | <u>BATCH</u> | <u>BANK</u> | <u>DESCRIPTION</u> | <u>LQ</u> | <u>S</u> | <u>INV DATE</u> | <u>DUE DATE</u> | <u>C</u> | <u>NET AMOUNT</u> | |
|----------------|--------------------------------|-----------------------------|------------------|-----------------|-------------|--|-----------|------------|-----------------|------------------|----------|------------------------------|-------------------|
| | <u>ACH VOID DOWNLOAD</u> | <u>DISCOUNT DESCRIPTION</u> | | <u>DISC AMT</u> | | <u>ADJUSTMENT DESCRIPTION</u> | <u>FY</u> | | <u>ADJ AMT</u> | <u>CHECK NBR</u> | | <u>INVOICE AMOUNT</u> | |
| CORNELL 000 | CORNELL INTERVENTIONS, LLC | 0805330923 | | | | *****CONTINUED***** | | | | | | | |
| | | | | | | | 23-24 | | | 35872 | | \$1,001.00 | |
| | | | | | | | | | | | | NUMBER OF INVOICES: 1 | \$1,001.00 |
| DEARBORN000 | DEARBORN LIFE INSURANCE CO | 101323 | 9002400010 | OCTPP | TRUST | LIFE INSURANCE | H | 10/13/2023 | 10/16/2023 | R | | \$3,272.68 | |
| | | | | | | | 23-24 | | | 35858 | | \$3,272.68 | |
| | | | | | | | | | | | | NUMBER OF INVOICES: 1 | \$3,272.68 |
| DECKER I000 | DECKER INC | 554435A | 0000000000 | OCTPP | TRUST | HS SUPPLIES | H | 10/12/2023 | 10/17/2023 | R | | \$248.20 | |
| | | | | | | | 23-24 | | | 35873 | | \$248.20 | |
| | | | | | | | | | | | | NUMBER OF INVOICES: 1 | \$248.20 |
| EAGLESON001 | EAGLESON AUTOMOTIVE CENTER INC | 216132 | 8002400010 | OCTPP | TRUST | Labor & Supplies for vehicles, excluding buses 2023-2024 | H | 08/29/2023 | 10/05/2023 | R | | \$88.56 | |
| | | | | | | | 23-24 | | | 35785 | | \$88.56 | |
| | | | | | | | | | | | | 53 | |
| | | | | | | | | | | | | NUMBER OF INVOICES: 1 | \$88.56 |
| EARLYBIR000 | EARLYBIRD EDUCATION, INC | 5002300060 | 5002300060 | OCTPP | TRUST | Title I Purchased service (assessment) | H | 01/27/2023 | 10/10/2023 | R | | \$2,140.00 | |
| | | | | | | | 23-24 | | | 35833 | | \$2,140.00 | |
| | | | | | | | | | | | | NUMBER OF INVOICES: 1 | \$2,140.00 |
| EBSCO IN000 | EBSCO INDUSTRIES, INC | 1000216940-1 | 3002400205 | OCTPP | TRUST | EBSCO subscription for RCHS. | H | 09/21/2023 | 10/17/2023 | R | | \$1,118.00 | |
| | | | | | | | 23-24 | | | 35874 | | \$1,118.00 | |
| | | | | | | | | | | | | NUMBER OF INVOICES: 1 | \$1,118.00 |
| EDWARCRY000 | EDWARDS, CRYSTLE | 100423 | 0000000000 | OCTPP | TRUST | REIMBURSEMENT FOR FLIGHT | H | 10/04/2023 | 10/11/2023 | R | | \$164.90 | |
| | | | | | | | 23-24 | | | 35834 | | \$164.90 | |

| <u>VEN-KEY</u> | <u>VENDOR NAME</u> | <u>INVOICE #</u> | <u>PO NUMBER</u> | <u>BATCH</u> | <u>BANK</u> | <u>DESCRIPTION</u> | <u>LQ</u> | <u>S</u> | <u>INV DATE</u> | <u>DUE DATE</u> | <u>C</u> | <u>NET AMOUNT</u> |
|--------------------------|--------------------------------|-----------------------------|------------------|--------------|-----------------|---|-----------|----------|-----------------|------------------|----------|-----------------------|
| <u>ACH VOID DOWNLOAD</u> | | <u>DISCOUNT DESCRIPTION</u> | | | <u>DISC AMT</u> | <u>ADJUSTMENT DESCRIPTION</u> | <u>FY</u> | | <u>ADJ AMT</u> | <u>CHECK NBR</u> | | <u>INVOICE AMOUNT</u> |
| | | | | | | NUMBER OF INVOICES: 1 | | | | | | \$164.90 |
| ELLISNAT000 | ELLISON, NATALIE | 2531 | 0000000000 | OCTPP | | Trust Tutoring 9/11-10/6/23 | H | | 10/06/2023 | 10/06/2023 | R | \$338.00 |
| | | | | | | | 23-24 | | | 35835 | | \$338.00 |
| | | | | | | NUMBER OF INVOICES: 1 | | | | | | \$338.00 |
| ENRICHED000 | ENRICHED STITCHES | 1113 | 2002400093 | OCTPP | | TRUST PE Uniforms: 10 shorts and 60 shirts | H | | 10/25/2023 | 10/26/2023 | R | \$550.00 |
| | | | | | | | 23-24 | | | 35934 | | \$550.00 |
| | | | | | | NUMBER OF INVOICES: 1 | | | | | | \$550.00 |
| FEHRENBA001 | FEHRENBACHER OIL CO, INC | 100323 | 8002400001 | OCTPP | | TRUST STATEMENT | H | | 10/03/2023 | 10/10/2023 | R | \$104.00 |
| | | | | | | | 23-24 | | | 35836 | | \$104.00 |
| | | | | | | NUMBER OF INVOICES: 1 | | | | | | \$104.00 |
| FILTER S000 | FILTER SERVICES OF IL | INV354259 | 9002400038 | OCTPP | | TRUST Filters for MS | H | | 09/25/2023 | 09/29/2023 | R | \$106.20 |
| | | | | | | | 23-24 | | | 35753 | | \$106.20 |
| | | | | | | NUMBER OF INVOICES: 2 | | | | | | \$547.08 |
| FILTER S000 | FILTER SERVICES OF IL | INV357605 | 0000000000 | OCTPP | | TRUST MS SUPPLIES | H | | 10/18/2023 | 10/25/2023 | R | \$440.88 |
| | | | | | | | 23-24 | | | 35917 | | \$440.88 |
| | | | | | | NUMBER OF INVOICES: 2 | | | | | | \$547.08 |
| FISHER A000 | FISHER AUTO PARTS | 100123 | 8002400004 | OCTPP | | TRUST 358-221602, 358-221699, 358-221935 | H | | 10/01/2023 | 10/12/2023 | R | \$206.70 |
| | | | | | | | 23-24 | | | 35837 | | \$206.70 |
| | | | | | | NUMBER OF INVOICES: 1 | | | | | | \$206.70 |
| FOLLETT 004 | FOLLETT CONTENT SOLUTIONS, LLC | 750005 | 2002400086 | OCTPP | | TRUST Playaways | H | | 10/17/2023 | 10/18/2023 | R | \$49.99 |
| | | | | | | | 23-24 | | | 35875 | | \$49.99 |

| <u>VEN-KEY</u> | <u>VENDOR NAME</u> | <u>INVOICE #</u> | <u>PO NUMBER</u> | <u>BATCH</u> | <u>BANK</u> | <u>DESCRIPTION</u> | <u>LQ</u> | <u>S</u> | <u>INV DATE</u> | <u>DUE DATE</u> | <u>C</u> | <u>NET AMOUNT</u> |
|--------------------------|----------------------------|-----------------------------|------------------|--------------|-----------------|--|-----------|------------|-----------------|------------------|----------|-----------------------|
| <u>ACH VOID DOWNLOAD</u> | | <u>DISCOUNT DESCRIPTION</u> | | | <u>DISC AMT</u> | <u>ADJUSTMENT DESCRIPTION</u> | <u>FY</u> | | <u>ADJ AMT</u> | <u>CHECK NBR</u> | | <u>INVOICE AMOUNT</u> |
| | | | | | | NUMBER OF INVOICES: 1 | | | | | | \$49.99 |
| FRONTIER002 | FRONTIER COMMUNITY COLLEGE | 092123 | 0000000000 | OCTPP | TRUST | CNA STUDENTS CPR/FIRST AID | H | 09/21/2023 | 10/02/2023 | R | | \$150.00 |
| | | | | | | | 23-24 | | | 35754 | | \$150.00 |
| | | | | | | NUMBER OF INVOICES: 1 | | | | | | \$150.00 |
| GARRISAB000 | GARRIS, SABRINA | 1 | 1002400323 | OCTPP | TRUST | McKinney Vento OCC book fees for Peyton Garris | H | 08/31/2023 | 10/13/2023 | R | | \$122.50 |
| | | | | | | | 23-24 | | | 35859 | | \$122.50 |
| | | | | | | NUMBER OF INVOICES: 1 | | | | | | \$122.50 |
| GOODRBET000 | GOODRUM, BETHANY | 100223 | 3002400201 | OCTPP | TRUST | Two books for library purchased at the AISLE Conference. | H | 10/02/2023 | 10/10/2023 | R | | \$26.33 |
| | | | | | | | 23-24 | | | 35786 | | \$26.33 |
| | | | | | | NUMBER OF INVOICES: 1 | | | | | | \$26.33 |
| | | | | | | | | | | | | 55 |
| GRAINGER000 | GRAINGER | 9687468026 | 0000000000 | OCTPP | TRUST | SUMMER MAINTENANCE | H | 04/26/2023 | 10/02/2023 | R | | \$352.99 |
| | | | | | | | 23-24 | | | 35766 | | \$352.99 |
| GRAINGER000 | GRAINGER | 9870140366 | 0000000000 | OCTPP | TRUST | ES SUPPLIES | H | 10/13/2023 | 10/16/2023 | R | | \$41.67 |
| | | | | | | | 23-24 | | | 35876 | | \$41.67 |
| GRAINGER000 | GRAINGER | 9874635452 | 0000000000 | OCTPP | TRUST | ES SUPPLIES | H | 10/18/2023 | 10/20/2023 | R | | \$112.56 |
| | | | | | | | 23-24 | | | 35908 | | \$112.56 |
| | | | | | | NUMBER OF INVOICES: 3 | | | | | | \$507.22 |
| GROVECON001 | GROVE, CONNOR | 100623 | 0000000000 | OCTPP | TRUST | Tutoring 9/11-10/6/23 | H | 10/06/2023 | 10/12/2023 | R | | \$237.25 |
| | | | | | | | 23-24 | | | 35838 | | \$237.25 |
| | | | | | | NUMBER OF INVOICES: 1 | | | | | | \$237.25 |
| HEARTLAN008 | HEARTLAND BANK & TRUST | 4565 | 0000000000 | OCTPP | TRUST | BONDS | H | 10/06/2023 | 10/13/2023 | R | | \$225,271.88 |

| VEN-KEY | VENDOR NAME | INVOICE # | PO NUMBER | BATCH | BANK | DESCRIPTION | LQ | S | INV DATE | DUE DATE | C | NET AMOUNT |
|------------------------------|--------------------------|-----------------------------|------------|-------|-----------------|---|-----------|---|----------------|------------------|-----------------------|-----------------------|
| | <u>ACH VOID DOWNLOAD</u> | <u>DISCOUNT DESCRIPTION</u> | | | <u>DISC AMT</u> | <u>ADJUSTMENT DESCRIPTION</u> | <u>FY</u> | | <u>ADJ AMT</u> | <u>CHECK NBR</u> | | <u>INVOICE AMOUNT</u> |
| HEARTLAN008 | HEARTLAND BANK & TRUST | 4565 | | | | *****CONTINUED***** | | | | | | |
| | | | | | | | 23-24 | | | 35860 | | \$225,271.88 |
| HEARTLAN008 | HEARTLAND BANK & TRUST | 4601 | 0000000000 | OCTPP | | TRUST BONDS | H | | 10/06/2023 | 10/13/2023 | R | \$473,175.00 |
| | | | | | | | 23-24 | | | 35860 | | \$473,175.00 |
| HEARTLAN008 | HEARTLAND BANK & TRUST | 4676 | 0000000000 | OCTPP | | TRUST BONDS | H | | 10/06/2023 | 10/13/2023 | R | \$436,725.00 |
| | | | | | | | 23-24 | | | 35860 | | \$436,725.00 |
| NUMBER OF INVOICES: 3 | | | | | | | | | | | \$1,135,171.88 | |
| HENDRBRE000 | HENDRICKSON, BRENDA | 091923 | 0000000000 | OCTPP | | TRUST MEDICAL REIMBURSEMENT 23-24 | H | | 09/19/2023 | 10/20/2023 | R | \$200.00 |
| | | | | | | | 23-24 | | | 35909 | | \$200.00 |
| NUMBER OF INVOICES: 1 | | | | | | | | | | | \$200.00 | |
| HINCKLEY001 | HINCKLEY SPRINGS | 16201054 100123 | 8002400026 | OCTPP | | TRUST Supplies for 2023-2024 | H | | 10/03/2023 | 10/05/2023 | R | \$90.43 |
| | | | | | | | 23-24 | | | 35787 | | \$90.43 |
| NUMBER OF INVOICES: 1 | | | | | | | | | | | \$90.43 | |
| HINTEDAV000 | HINTERSCHER, DAVID | 093023 | 9002300010 | OCTPP | | TRUST TRANSPORTATION FOR DAUGHTER TO SCHOOL | H | | 09/30/2023 | 10/18/2023 | R | \$460.75 |
| | | | | | | | 23-24 | | | 35877 | | \$460.75 |
| NUMBER OF INVOICES: 1 | | | | | | | | | | | \$460.75 | |
| HOLDRABI000 | HOLDRIETH, ABIGAIL | 100123 | 3002400211 | OCTPP | | TRUST Expense Reimbursement For: ABIGAIL HOLDRIETH, Expense Date Range: 10/16/2023 thru 10/16/2023, Purpose: Classroom supplies paid for out-of-pocket. Money should be taken from the English Department budget. | H | | 10/01/2023 | 10/17/2023 | R | \$46.25 |
| | | | | | | | 23-24 | | | 35878 | | \$46.25 |

| <u>VEN-KEY</u> | <u>VENDOR NAME</u> | <u>INVOICE #</u> | <u>PO NUMBER</u> | <u>BATCH</u> | <u>BANK</u> | <u>DESCRIPTION</u> | <u>LQ</u> | <u>S</u> | <u>INV DATE</u> | <u>DUE DATE</u> | <u>C</u> | <u>NET AMOUNT</u> |
|------------------------------|---------------------------|-----------------------------|------------------|-----------------|-------------|---|-----------|----------|-----------------|------------------|----------|-----------------------|
| <u>ACH VOID DOWNLOAD</u> | | <u>DISCOUNT DESCRIPTION</u> | | <u>DISC AMT</u> | | <u>ADJUSTMENT DESCRIPTION</u> | <u>FY</u> | | <u>ADJ AMT</u> | <u>CHECK NBR</u> | | <u>INVOICE AMOUNT</u> |
| NUMBER OF INVOICES: 1 | | | | | | | | | | | | \$46.25 |
| HOUCHENS000 | HOUCHENS NORTH FOODS, LLC | 00158369 | 0000000000 | OCTIGA | TRUST | RCELC Open House | H | | 09/26/2023 | 09/27/2023 | R | \$103.98 |
| | | | | | | | 23-24 | | | 35826 | | \$103.98 |
| HOUCHENS000 | HOUCHENS NORTH FOODS, LLC | 00158724 | 4002400008 | OCTIGA | TRUST | Food/Supplies FY24 Houchens IGA | H | | 09/29/2023 | 10/03/2023 | R | \$9.45 |
| | | | | | | | 23-24 | | | 35826 | | \$9.45 |
| HOUCHENS000 | HOUCHENS NORTH FOODS, LLC | 002-00255119 | 0000000000 | OCTIGA | TRUST | Board Meeting Supplies | H | | 08/29/2023 | 10/12/2023 | R | \$73.98 |
| | | | | | | | 23-24 | | | 35826 | | \$73.98 |
| HOUCHENS000 | HOUCHENS NORTH FOODS, LLC | 00201571 | 2002400055 | OCTIGA | TRUST | RCMS Baseball 8th grade night flowers: 12 carnations with orange bows | H | | 09/06/2023 | 09/18/2023 | R | \$30.00 |
| | | | | | | | 23-24 | | | 35826 | | \$30.00 |
| HOUCHENS000 | HOUCHENS NORTH FOODS, LLC | 00256210 | 3002400110 | OCTIGA | TRUST | Food for Foods 1, 2, & 3 | H | | 09/05/2023 | 09/18/2023 | R | \$17.97 |
| | | | | | | | 23-24 | | | 35826 | | \$17.97 |
| 57 | | | | | | | | | | | | |
| HOUCHENS000 | HOUCHENS NORTH FOODS, LLC | 00257374 | 0000000000 | OCTIGA | TRUST | BOARD MTG SUPPLIES | H | | 09/14/2023 | 09/22/2023 | R | \$14.37 |
| | | | | | | | 23-24 | | | 35826 | | \$14.37 |
| HOUCHENS000 | HOUCHENS NORTH FOODS, LLC | 00257375 | 4002400008 | OCTIGA | TRUST | Food/Supplies FY24 Houchens IGA | H | | 09/14/2023 | 09/19/2023 | R | \$7.16 |
| | | | | | | | 23-24 | | | 35826 | | \$7.16 |
| HOUCHENS000 | HOUCHENS NORTH FOODS, LLC | 00257514 | 4002400008 | OCTIGA | TRUST | Food/Supplies FY24 Houchens IGAIG | H | | 09/15/2023 | 09/19/2023 | R | \$8.99 |
| | | | | | | | 23-24 | | | 35826 | | \$8.99 |
| HOUCHENS000 | HOUCHENS NORTH FOODS, LLC | 00258607 | 4002400008 | OCTIGA | TRUST | Food/Supplies FY24 Houchens IGA | H | | 09/20/2023 | 10/12/2023 | R | \$4.38 |
| | | | | | | | 23-24 | | | 35826 | | \$4.38 |

| <u>VEN-KEY</u> | <u>VENDOR NAME</u> | <u>INVOICE #</u> | <u>PO NUMBER</u> | <u>BATCH</u> | <u>BANK</u> | <u>DESCRIPTION</u> | <u>LQ S</u> | <u>INV DATE</u> | <u>DUE DATE</u> | <u>C</u> | <u>NET AMOUNT</u> |
|-------------------------------|---------------------------|-----------------------------|------------------|-----------------|-------------|--|-------------|-----------------|-----------------|------------------|-----------------------|
| | <u>ACH VOID DOWNLOAD</u> | <u>DISCOUNT DESCRIPTION</u> | | <u>DISC AMT</u> | | <u>ADJUSTMENT DESCRIPTION</u> | <u>FY</u> | | <u>ADJ AMT</u> | <u>CHECK NBR</u> | <u>INVOICE AMOUNT</u> |
| HOUCHENS000 | HOUCHENS NORTH FOODS, LLC | 003-00201784 | 0000000000 | OCTIGA | Trust | T THUFTEDAL FLOWERS | H | 09/14/2023 | 10/11/2023 | R | \$29.99 |
| | | | | | | | 23-24 | | | 35826 | \$29.99 |
| HOUCHENS000 | HOUCHENS NORTH FOODS, LLC | 003-00202049 | 0000000000 | OCTIGA | Trust | C BRANSTETTER FLOWERS | H | 09/25/2023 | 10/11/2023 | R | \$30.00 |
| | | | | | | | 23-24 | | | 35826 | \$30.00 |
| HOUCHENS000 | HOUCHENS NORTH FOODS, LLC | 003-00202064 | 3002400110 | OCTIGA | TRUST | Food for Foods 1, 2, & 3 | H | 10/12/2023 | 10/12/2023 | R | \$7.38 |
| | | | | | | | 23-24 | | | 35826 | \$7.38 |
| HOUCHENS000 | HOUCHENS NORTH FOODS, LLC | 091123 | 2002400058 | OCTIGA | TRUST | RCMS Softball 8th grade night flowers: 4 carnations with orange bows | H | 09/11/2023 | 09/18/2023 | R | \$10.00 |
| | | | | | | | 23-24 | | | 35826 | \$10.00 |
| NUMBER OF INVOICES: 13 | | | | | | | | | | | \$347.65 |
| IAVAT | 000 IAVAT | 74701 | 3002400030 | OCTPP | TRUST | Entry Fees for State FFA Career & Leadership Development Events | H | 10/10/2023 | 10/17/2023 | R | \$140.00 |
| | | | | | | | 23-24 | | | 35879 | \$140.00 |
| NUMBER OF INVOICES: 1 | | | | | | | | | | | \$140.00 |
| IL ASSN 001 | IL ASSN OF SCHOOL BOARDS | 417558 | 0000000000 | OCTPP | TRUST | C BAILEY WABASH VALLEY DIVISION DINNER MEETING | H | 09/29/2023 | 10/02/2023 | R | \$27.00 |
| | | | | | | | 23-24 | | | 35755 | \$27.00 |
| NUMBER OF INVOICES: 1 | | | | | | | | | | | \$27.00 |
| IL DEPT 005 | IL DEPT OF REVENUE | OCT | 0000000000 | OCTPP | TRUST | Reissued to Fed / will get refund from state | H | 10/31/2023 | 10/31/2023 | W | \$4,352.30 |
| | | | | | | | 23-24 | | | 202300125 | \$4,352.30 |
| NUMBER OF INVOICES: 1 | | | | | | | | | | | \$4,352.30 |
| IL GAS C000 | IL GAS COMPANY | 100323 | 9002400012 | OCTPP | TRUST | GAS BILL | H | 10/03/2023 | 10/25/2023 | R | \$1,916.29 |

| <u>VEN-KEY</u> | <u>VENDOR NAME</u> | <u>INVOICE #</u> | <u>PO NUMBER</u> | <u>BATCH</u> | <u>BANK</u> | <u>DESCRIPTION</u> | <u>LQ S</u> | <u>INV DATE</u> | <u>DUE DATE</u> | <u>C</u> | <u>NET AMOUNT</u> | |
|----------------|------------------------------------|-----------------------------|------------------|-----------------|-------------|---|-------------|-----------------|-----------------|------------------|------------------------------|--------------------|
| | <u>ACH VOID DOWNLOAD</u> | <u>DISCOUNT DESCRIPTION</u> | | <u>DISC AMT</u> | | <u>ADJUSTMENT DESCRIPTION</u> | <u>FY</u> | | <u>ADJ AMT</u> | <u>CHECK NBR</u> | <u>INVOICE AMOUNT</u> | |
| IL GAS C000 | IL GAS COMPANY | 100323 | | | | *****CONTINUED***** | | | | | | |
| | | | | | | | 23-24 | | | 35918 | \$1,916.29 | |
| | | | | | | | | | | | NUMBER OF INVOICES: 1 | \$1,916.29 |
| IMAGINE 001 | IMAGINE LEARNING, LLC | 964122 | 3002400193 | OCTPP | TRUST | Odysseyware K-12 End Date 9-30-2024 | H | 09/29/2023 | 10/02/2023 | R | \$10,450.00 | |
| | | | | | | | 23-24 | | | 35756 | \$10,450.00 | |
| | | | | | | | | | | | NUMBER OF INVOICES: 1 | \$10,450.00 |
| INTERSTA000 | INTERSTATE BATTERY OF SOUTH CENTRA | 10137749 | 8002400025 | OCTPP | TRUST | SUPPLIES 2023-2024 | H | 08/08/2023 | 10/02/2023 | R | \$961.65 | |
| | | | | | | | 23-24 | | | 35757 | \$961.65 | |
| | | | | | | | | | | | NUMBER OF INVOICES: 1 | \$961.65 |
| ITSAVVY 000 | ITSAVVY LLC | 01456685 | 9502400017 | OCTPP | TRUST | Transfer to ITSavvy by Mitel | H | 10/01/2023 | 10/16/2023 | R | \$500.00 | |
| | | | | | | | 23-24 | | | 35861 | \$500.00 | |
| | | | | | | | | | | | NUMBER OF INVOICES: 1 | \$500.00 |
| JENSEHAN000 | JENSEN, HANNAH | 101823 | 0000000000 | OCTPP | TRUST | HOTEL AND MILEAGE | H | 10/18/2023 | 10/25/2023 | R | \$465.47 | |
| | | | | | | | 23-24 | | | 35919 | \$465.47 | |
| | | | | | | | | | | | NUMBER OF INVOICES: 1 | \$465.47 |
| JOHN D H000 | JOHN D HURN & SON, INC | 511980 | 0000000000 | OCTHURN | TRUST | ES SUPPLIES | H | 09/26/2023 | 09/26/2023 | R | \$42.89 | |
| | | | | | | | 23-24 | | | 35930 | \$42.89 | |
| JOHN D H000 | JOHN D HURN & SON, INC | 511982 | 0000000000 | OCTHURN | TRUST | ES SUPPLIES | H | 09/26/2023 | 09/26/2023 | R | \$8.54 | |
| | | | | | | | 23-24 | | | 35930 | \$8.54 | |
| JOHN D H000 | JOHN D HURN & SON, INC | 512004 | 3002400140 | OCTHURN | TRUST | Ag Class Supplies - Intro to Ag / Ag Sci / Ag Mech | H | 09/26/2023 | 09/27/2023 | R | \$39.74 | |
| | | | | | | | 23-24 | | | 35930 | \$39.74 | |

| <u>VEN-KEY</u> | <u>VENDOR NAME</u> | <u>INVOICE #</u> | <u>PO NUMBER</u> | <u>BATCH</u> | <u>BANK</u> | <u>DESCRIPTION</u> | <u>LQ</u> | <u>S</u> | <u>INV DATE</u> | <u>DUE DATE</u> | <u>C</u> | <u>NET AMOUNT</u> |
|----------------|--------------------------|-----------------------------|------------------|-----------------|-------------|---|-----------|------------|-----------------|------------------|----------|-----------------------|
| | <u>ACH VOID DOWNLOAD</u> | <u>DISCOUNT DESCRIPTION</u> | | <u>DISC AMT</u> | | <u>ADJUSTMENT DESCRIPTION</u> | <u>FY</u> | | <u>ADJ AMT</u> | <u>CHECK NBR</u> | | <u>INVOICE AMOUNT</u> |
| JOHN D H000 | JOHN D HURN & SON, INC | 512227 | 0000000000 | OCTHURN | TRUST | HS SUPPLIES | H | 09/28/2023 | 09/28/2023 | R | | \$87.94 |
| | | | | | | | 23-24 | | | 35930 | | \$87.94 |
| JOHN D H000 | JOHN D HURN & SON, INC | 512347 | 3002400140 | OCTHURN | TRUST | Ag Class Supplies - Intro to Ag / Ag Sci / Ag Mech | H | 09/28/2023 | 09/29/2023 | R | | \$297.02 |
| | | | | | | | 23-24 | | | 35930 | | \$297.02 |
| JOHN D H000 | JOHN D HURN & SON, INC | 512364 | 0000000000 | OCTHURN | TRUST | ES SUPPLIES | H | 09/29/2023 | 10/02/2023 | R | | \$351.49 |
| | | | | | | | 23-24 | | | 35930 | | \$351.49 |
| JOHN D H000 | JOHN D HURN & SON, INC | 512447 | 0000000000 | OCTHURN | TRUST | ES SUPPLIES | H | 09/29/2023 | 10/02/2023 | R | | \$61.39 |
| | | | | | | | 23-24 | | | 35930 | | \$61.39 |
| JOHN D H000 | JOHN D HURN & SON, INC | 512511 | 0000000000 | OCTHURN | TRUST | ES SUPPLIES | H | 09/30/2023 | 10/02/2023 | R | | \$6.05 |
| | | | | | | | 23-24 | | | 35930 | | \$6.05 |
| JOHN D H000 | JOHN D HURN & SON, INC | 512605 | 0000000000 | OCTHURN | TRUST | HS SUPPLIES | H | 10/02/2023 | 10/02/2023 | R | | \$255.53 |
| | | | | | | | 23-24 | | | 35930 | | \$255.53 |
| JOHN D H000 | JOHN D HURN & SON, INC | 512773 | 0000000000 | OCTHURN | TRUST | HS SUPPLIES | H | 10/03/2023 | 10/04/2023 | R | | \$29.98 |
| | | | | | | | 23-24 | | | 35930 | | \$29.98 |
| JOHN D H000 | JOHN D HURN & SON, INC | 512982 | 0000000000 | OCTHURN | TRUST | HS SUPPLIES | H | 10/04/2023 | 10/05/2023 | R | | \$15.28 |
| | | | | | | | 23-24 | | | 35930 | | \$15.28 |
| JOHN D H000 | JOHN D HURN & SON, INC | 513095 | 0000000000 | OCTHURN | TRUST | HS SUPPLIES | H | 10/05/2023 | 10/06/2023 | R | | \$84.99 |
| | | | | | | | 23-24 | | | 35930 | | \$84.99 |
| JOHN D H000 | JOHN D HURN & SON, INC | 513198 | 0000000000 | OCTHURN | TRUST | ES SUPPLIES | H | 10/05/2023 | 10/06/2023 | R | | \$32.74 |
| | | | | | | | 23-24 | | | 35930 | | \$32.74 |
| JOHN D H000 | JOHN D HURN & SON, INC | 513248 | 0000000000 | OCTHURN | TRUST | HS SUPPLIES | H | 10/06/2023 | 10/06/2023 | R | | \$52.11 |
| | | | | | | | 23-24 | | | 35930 | | \$52.11 |
| JOHN D H000 | JOHN D HURN & SON, INC | 513424 | 0000000000 | OCTHURN | TRUST | HS SUPPLIES | H | 10/09/2023 | 10/11/2023 | R | | \$69.66 |
| | | | | | | | 23-24 | | | 35930 | | \$69.66 |

| <u>VEN-KEY</u> | <u>VENDOR NAME</u> | <u>INVOICE #</u> | <u>PO NUMBER</u> | <u>BATCH</u> | <u>BANK</u> | <u>DESCRIPTION</u> | <u>LQ S</u> | <u>INV DATE</u> | <u>DUE DATE</u> | <u>C</u> | <u>NET AMOUNT</u> |
|----------------|--------------------------|-----------------------------|------------------|-----------------|-------------|---|-------------|-----------------|------------------|----------|-----------------------|
| | <u>ACH VOID DOWNLOAD</u> | <u>DISCOUNT DESCRIPTION</u> | | <u>DISC AMT</u> | | <u>ADJUSTMENT DESCRIPTION</u> | <u>FY</u> | <u>ADJ AMT</u> | <u>CHECK NBR</u> | | <u>INVOICE AMOUNT</u> |
| JOHN D H000 | JOHN D HURN & SON, INC | 513473 | 0000000000 | OCTHURN | TRUST | HS SUPPLIES | H | 10/09/2023 | 10/11/2023 | R | \$29.50 |
| | | | | | | | 23-24 | | 35930 | | \$29.50 |
| JOHN D H000 | JOHN D HURN & SON, INC | 513820 | 0000000000 | OCTHURN | TRUST | HS SUPPLIES | H | 10/11/2023 | 10/18/2023 | R | \$1.77 |
| | | | | | | | 23-24 | | 35930 | | \$1.77 |
| JOHN D H000 | JOHN D HURN & SON, INC | 514032 | 0000000000 | OCTHURN | TRUST | HS SUPPLIES | H | 10/13/2023 | 10/13/2023 | R | \$40.59 |
| | | | | | | | 23-24 | | 35930 | | \$40.59 |
| JOHN D H000 | JOHN D HURN & SON, INC | 514536 | 3002400140 | OCTHURN | TRUST | Ag Class Supplies - Intro to Ag / Ag Sci / Ag Mech | H | 10/17/2023 | 10/19/2023 | R | \$240.60 |
| | | | | | | | 23-24 | | 35930 | | \$240.60 |
| JOHN D H000 | JOHN D HURN & SON, INC | 514590 | 0000000000 | OCTHURN | TRUST | HS SUPPLIES | H | 10/18/2023 | 10/18/2023 | R | \$53.83 |
| | | | | | | | 23-24 | | 35930 | | \$53.83 |
| JOHN D H000 | JOHN D HURN & SON, INC | 514606 | 0000000000 | OCTHURN | TRUST | MS SUPPLIES | H | 10/18/2023 | 10/18/2023 | R | \$85.63 |
| | | | | | | | 23-24 | | 35930 | | \$85.63 |
| JOHN D H000 | JOHN D HURN & SON, INC | 514660 | 0000000000 | OCTHURN | TRUST | MS SUPPLIES | H | 10/18/2023 | 10/18/2023 | R | \$26.14 |
| | | | | | | | 23-24 | | 35930 | | \$22.74 |
| JOHN D H000 | JOHN D HURN & SON, INC | 514716 | 0000000000 | OCTHURN | TRUST | HS SUPPLIES | H | 10/19/2023 | 10/20/2023 | R | \$23.88 |
| | | | | | | | 23-24 | | 35930 | | \$23.88 |
| JOHN D H000 | JOHN D HURN & SON, INC | 514816 | 0000000000 | OCTHURN | TRUST | ELC Supplies | H | 10/19/2023 | 10/19/2023 | R | \$8.38 |
| | | | | | | | 23-24 | | 35930 | | \$8.38 |
| JOHN D H000 | JOHN D HURN & SON, INC | 515235 | 3002400140 | OCTHURN | TRUST | Ag Class Supplies - Intro to Ag / Ag Sci / Ag Mech | H | 10/24/2023 | 10/25/2023 | R | \$218.95 |
| | | | | | | | 23-24 | | 35930 | | \$218.95 |
| JOHN D H000 | JOHN D HURN & SON, INC | 515270 | 0000000000 | OCTHURN | TRUST | MS SUPPLIES | H | 10/24/2023 | 10/25/2023 | R | \$160.55 |
| | | | | | | | 23-24 | | 35930 | | \$160.55 |

| <u>VEN-KEY</u> | <u>VENDOR NAME</u> | <u>INVOICE #</u> | <u>PO NUMBER</u> | <u>BATCH</u> | <u>BANK</u> | <u>DESCRIPTION</u> | <u>LQ</u> | <u>S</u> | <u>INV DATE</u> | <u>DUE DATE</u> | <u>C</u> | <u>NET AMOUNT</u> |
|-------------------------------|--------------------------|-----------------------------|------------------|--------------|-----------------|-------------------------------|-----------|------------|-----------------|------------------|----------|-----------------------|
| | <u>ACH VOID DOWNLOAD</u> | <u>DISCOUNT DESCRIPTION</u> | | | <u>DISC AMT</u> | <u>ADJUSTMENT DESCRIPTION</u> | <u>FY</u> | | <u>ADJ AMT</u> | <u>CHECK NBR</u> | | <u>INVOICE AMOUNT</u> |
| JOHN D H000 | JOHN D HURN & SON, INC | 515334 | 0000000000 | OCTHURN | TRUST | HS SUPPLIES | H | 10/24/2023 | 10/25/2023 | R | | \$31.99 |
| | | | | | | | 23-24 | | | 35930 | | \$31.99 |
| NUMBER OF INVOICES: 27 | | | | | | | | | | | | \$2,353.76 |
| JOHN DEE000 | JOHN DEERE FINANCIAL | 760080 | 0000000000 | OCTJD | TRUST | SHOP SUPPLIES | H | 09/26/2023 | 09/26/2023 | R | | \$32.04 |
| | | | | | | | 23-24 | | | 35931 | | \$32.04 |
| JOHN DEE000 | JOHN DEERE FINANCIAL | 783304 | 0000000000 | OCTJD | TRUST | HS SUPPLIES | H | 09/27/2023 | 09/27/2023 | R | | \$60.96 |
| | | | | | | | 23-24 | | | 35931 | | \$60.96 |
| JOHN DEE000 | JOHN DEERE FINANCIAL | A09651 | 3002400166 | OCTJD | TRUST | Ag Class Supplies | H | 09/26/2023 | 10/26/2023 | R | | \$39.98 |
| | | | | | | | 23-24 | | | 35931 | | \$39.98 |
| JOHN DEE000 | JOHN DEERE FINANCIAL | A09859/1 | 3002400168 | OCTJD | TRUST | Ag Class Supplies | H | 09/27/2023 | 09/27/2023 | R | | \$3.29 |
| | | | | | | | 23-24 | | | 35931 | | \$3.29 |
| JOHN DEE000 | JOHN DEERE FINANCIAL | A11986/1 | 3002400168 | OCTJD | TRUST | Ag Class Supplies | H | 10/03/2023 | 10/03/2023 | R | | \$69.96 |
| | | | | | | | 23-24 | | | 35931 | | \$69.96 |
| 62 | | | | | | | | | | | | |
| JOHN DEE000 | JOHN DEERE FINANCIAL | A12384 | 3002400168 | OCTJD | TRUST | Ag Class Supplies | H | 10/04/2023 | 10/05/2023 | R | | \$24.19 |
| | | | | | | | 23-24 | | | 35931 | | \$24.19 |
| JOHN DEE000 | JOHN DEERE FINANCIAL | A14870 | 3002400168 | OCTJD | TRUST | Ag Class Supplies | H | 10/10/2023 | 10/11/2023 | R | | \$259.60 |
| | | | | | | | 23-24 | | | 35931 | | \$259.60 |
| JOHN DEE000 | JOHN DEERE FINANCIAL | A15211 | 0000000000 | OCTJD | TRUST | HS CREDIT | H | 10/11/2023 | 10/12/2023 | R | | \$-11.58 |
| | | | | | | | 23-24 | | | 35931 | | \$-11.58 |
| JOHN DEE000 | JOHN DEERE FINANCIAL | A15347 | 0000000000 | OCTJD | TRUST | MS SUPPLIES | H | 10/12/2023 | 10/16/2023 | R | | \$6.67 |
| | | | | | | | 23-24 | | | 35931 | | \$6.67 |
| JOHN DEE000 | JOHN DEERE FINANCIAL | A17786 | 0000000000 | OCTJD | TRUST | SHOP SUPPLIES | H | 10/18/2023 | 10/18/2023 | R | | \$17.99 |
| | | | | | | | 23-24 | | | 35931 | | \$17.99 |

| <u>VEN-KEY</u> | <u>VENDOR NAME</u> | <u>INVOICE #</u> | <u>PO NUMBER</u> | <u>BATCH</u> | <u>BANK</u> | <u>DESCRIPTION</u> | <u>LQ</u> | <u>S</u> | <u>INV DATE</u> | <u>DUE DATE</u> | <u>C</u> | <u>NET AMOUNT</u> |
|-------------------------------|-----------------------------------|-----------------------------|------------------|--------------|-----------------|--|-----------|----------|-----------------|------------------|----------|-----------------------|
| | <u>ACH VOID DOWNLOAD</u> | <u>DISCOUNT DESCRIPTION</u> | | | <u>DISC AMT</u> | <u>ADJUSTMENT DESCRIPTION</u> | <u>FY</u> | | <u>ADJ AMT</u> | <u>CHECK NBR</u> | | <u>INVOICE AMOUNT</u> |
| JOHN DEE000 | JOHN DEERE FINANCIAL | A19440 | 0000000000 | OCTJD | TRUST | HS SUPPLIES | H | | 10/23/2023 | 10/25/2023 | R | \$46.36 |
| | | | | | | | | | 23-24 | 35931 | | \$46.36 |
| NUMBER OF INVOICES: 11 | | | | | | | | | | | | \$549.46 |
| LAKESHOR000 | LAKESHORE LEARNING MATERIALS, LLC | 436892102423 | 1002400343 | OCTPP | TRUST | Jumbo Stick People - Susie Bishop | H | | 10/24/2023 | 10/25/2023 | R | \$175.85 |
| | | | | | | | | | 23-24 | 35920 | | \$175.85 |
| NUMBER OF INVOICES: 1 | | | | | | | | | | | | \$175.85 |
| LIBERTY 002 | LIBERTY MUTUAL INSURANCE | 14690967 | 0000000000 | OCTPP | TRUST | Business Auto Endorsement | H | | 10/02/2023 | 10/11/2023 | R | \$147.00 |
| | | | | | | | | | 23-24 | 35839 | | \$147.00 |
| LIBERTY 002 | LIBERTY MUTUAL INSURANCE | 14700603 | 0000000000 | OCTPP | TRUST | Business Auto Endorsement | H | | 10/12/2023 | 10/20/2023 | R | \$2,861.00 |
| | | | | | | | | | 23-24 | 35910 | | \$2,861.00 |
| LIBERTY 002 | LIBERTY MUTUAL INSURANCE | 14703004 | 0000000000 | OCTPP | TRUST | BUSINESS AUTO ENDORSEMENT | H | | 10/14/2023 | 10/25/2023 | R | \$429.00 |
| | | | | | | | | | 23-24 | 35921 | | \$429.00 |
| NUMBER OF INVOICES: 3 | | | | | | | | | | | | \$3,437.00 |
| LINCOLN 000 | LINCOLN PRAIRIE BHC | 2021-18969 | 0000000000 | OCTPP | TRUST | L BAIN 9/21-10/2 | H | | 10/17/2023 | 10/20/2023 | R | \$350.00 |
| | | | | | | | | | 23-24 | 35911 | | \$350.00 |
| NUMBER OF INVOICES: 1 | | | | | | | | | | | | \$350.00 |
| MARATHON002 | MARATHON TIRE SERV, INC | 102356152 | 0000000000 | OCTPP | TRUST | GOLF CART REPAIR | H | | 10/17/2023 | 10/17/2023 | R | \$34.54 |
| | | | | | | | | | 23-24 | 35880 | | \$34.54 |
| MARATHON002 | MARATHON TIRE SERV, INC | 102356370 | 8002400008 | OCTPP | TRUST | Van labor & supplies for the school year 2023-2024 | H | | 10/25/2023 | 10/26/2023 | R | \$268.70 |
| | | | | | | | | | 23-24 | 35935 | | \$268.70 |
| NUMBER OF INVOICES: 2 | | | | | | | | | | | | \$303.24 |
| MILLER 0000 | MILLER OFFICE EQUIPMENT, INC | 129354 | 5502400064 | OCTPP | TRUST | ELC/preschool furniture | H | | 09/30/2023 | 10/12/2023 | R | \$5,380.00 |

| <u>VEN-KEY</u> | <u>VENDOR NAME</u> | <u>INVOICE #</u> | <u>PO NUMBER</u> | <u>BATCH</u> | <u>BANK</u> | <u>DESCRIPTION</u> | <u>LQ S</u> | <u>INV DATE</u> | <u>DUE DATE</u> | <u>C</u> | <u>NET AMOUNT</u> |
|----------------|------------------------------|-----------------------------|------------------|-----------------|-------------|---|-------------|-----------------|-----------------|------------------|-----------------------|
| | <u>ACH VOID DOWNLOAD</u> | <u>DISCOUNT DESCRIPTION</u> | | <u>DISC AMT</u> | | <u>ADJUSTMENT DESCRIPTION</u> | <u>FY</u> | | <u>ADJ AMT</u> | <u>CHECK NBR</u> | <u>INVOICE AMOUNT</u> |
| MILLER 0000 | MILLER OFFICE EQUIPMENT, INC | 129354 | | | | *****CONTINUED***** | | | | | |
| | | | | | | | 23-24 | | | 35840 | \$5,380.00 |
| MILLER 0000 | MILLER OFFICE EQUIPMENT, INC | 129452 | 2002400085 | OCTPP | TRUST | Staples for Sharp MX-SCX1 | H | 10/04/2023 | 10/11/2023 | R | \$207.00 |
| | | | | | | | 23-24 | | | 35840 | \$207.00 |
| MILLER 0000 | MILLER OFFICE EQUIPMENT, INC | 129454 | 1002400209 | OCTPP | TRUST | Labor for Copiers (Workrooms, Color Copiers, Fax Machine) | H | 10/04/2023 | 10/11/2023 | R | \$42.00 |
| | | | | | | | 23-24 | | | 35840 | \$42.00 |
| MILLER 0000 | MILLER OFFICE EQUIPMENT, INC | 129456 | 1002400209 | OCTPP | TRUST | Labor for Copiers (Workrooms, Color Copiers, Fax Machine) | H | 10/04/2023 | 10/11/2023 | R | \$58.00 |
| | | | | | | | 23-24 | | | 35840 | \$58.00 |
| MILLER 0000 | MILLER OFFICE EQUIPMENT, INC | 129456. | 1002400208 | OCTPP | TRUST | Parts for Copiers (Workrooms, Color Copiers, Fax Machine) | H | 10/04/2023 | 10/11/2023 | R | \$588.00 |
| | | | | | | | 23-24 | | | 35840 | \$588.00 |
| MILLER 0000 | MILLER OFFICE EQUIPMENT, INC | 129457 | 1002400208 | OCTPP | TRUST | Parts for Copiers (Workrooms, Color Copiers, Fax Machine) | H | 10/05/2023 | 10/11/2023 | R | \$100.00 |
| | | | | | | | 23-24 | | | 35840 | \$100.00 |
| MILLER 0000 | MILLER OFFICE EQUIPMENT, INC | 129457. | 1002400209 | OCTPP | TRUST | Labor for Copiers (Workrooms, Color Copiers, Fax Machine) | H | 10/05/2023 | 10/11/2023 | R | \$38.00 |
| | | | | | | | 23-24 | | | 35840 | \$38.00 |
| MILLER 0000 | MILLER OFFICE EQUIPMENT, INC | 129473 | 1002400209 | OCTPP | TRUST | Labor for Copiers (Workrooms, Color Copiers, Fax Machine) | H | 10/11/2023 | 10/13/2023 | R | \$48.00 |
| | | | | | | | 23-24 | | | 35862 | \$48.00 |

64

| <u>VEN-KEY</u> | <u>VENDOR NAME</u> | <u>INVOICE #</u> | <u>PO NUMBER</u> | <u>BATCH</u> | <u>BANK</u> | <u>DESCRIPTION</u> | <u>LQ</u> | <u>S</u> | <u>INV DATE</u> | <u>DUE DATE</u> | <u>C</u> | <u>NET AMOUNT</u> |
|-------------------------------|------------------------------|-----------------------------|------------------|--------------|-----------------|---|-----------|----------|-----------------|------------------|----------|-----------------------|
| | <u>ACH VOID DOWNLOAD</u> | <u>DISCOUNT DESCRIPTION</u> | | | <u>DISC AMT</u> | <u>ADJUSTMENT DESCRIPTION</u> | <u>FY</u> | | <u>ADJ AMT</u> | <u>CHECK NBR</u> | | <u>INVOICE AMOUNT</u> |
| MILLER 0000 | MILLER OFFICE EQUIPMENT, INC | 129473. | 1002400208 | OCTPP | TRUST | Parts for Copiers (Workrooms, Color Copiers, Fax Machine) | H | | 10/11/2023 | 10/13/2023 | R | \$60.00 |
| | | | | | | | | | 23-24 | 35862 | | \$60.00 |
| MILLER 0000 | MILLER OFFICE EQUIPMENT, INC | 129480 | 2002400088 | OCTPP | TRUST | Service Call on a Sharp MX-3550N Color Copier | H | | 10/13/2023 | 10/20/2023 | R | \$474.00 |
| | | | | | | | | | 23-24 | 35905 | | \$474.00 |
| MILLER 0000 | MILLER OFFICE EQUIPMENT, INC | 129486 | 1002400209 | OCTPP | TRUST | Labor for Copiers (Workrooms, Color Copiers, Fax Machine) | H | | 10/17/2023 | 10/25/2023 | R | \$48.00 |
| | | | | | | | | | 23-24 | 35922 | | \$48.00 |
| MILLER 0000 | MILLER OFFICE EQUIPMENT, INC | 129486. | 1002400208 | OCTPP | TRUST | Parts for Copiers (Workrooms, Color Copiers, Fax Machine) | H | | 10/17/2023 | 10/25/2023 | R | \$39.00 |
| | | | | | | | | | 23-24 | 35922 | | \$39.00 |
| MILLER 0000 | MILLER OFFICE EQUIPMENT, INC | 129531 | 0000000000 | OCTPP | TRUST | SHOP SUPPLIES | H | | 10/18/2023 | 10/20/2023 | R | \$92.85 |
| | | | | | | | | | 23-24 | 35912 | | \$92.85 |
| NUMBER OF INVOICES: 13 | | | | | | | | | | | | \$7,174.85 |
| MILLER T000 | MILLER, TRACY, BRAUN | 104772 | 0000000000 | OCTPP | TRUST | PROFESSIONAL SERVICES | H | | 09/30/2023 | 10/11/2023 | R | \$2,396.95 |
| | | | | | | | | | 23-24 | 35841 | | \$2,396.95 |
| NUMBER OF INVOICES: 1 | | | | | | | | | | | | \$2,396.95 |
| MSCONCEP000 | MSCONCEPTS | 3829 | 3002400026 | OCTPP | TRUST | Music and roadmap for movement 1 of the 2023 marching band show. Guard choreography. | H | | 07/21/2023 | 10/10/2023 | R | \$987.50 |
| | | | | | | | | | 23-24 | 35842 | | \$987.50 |

| <u>VEN-KEY</u> | <u>VENDOR NAME</u> | <u>INVOICE #</u> | <u>PO NUMBER</u> | <u>BATCH</u> | <u>BANK</u> | <u>DESCRIPTION</u> | <u>LQ</u> | <u>S</u> | <u>INV DATE</u> | <u>DUE DATE</u> | <u>C</u> | <u>NET AMOUNT</u> |
|------------------------------|-----------------------|-----------------------------|------------------|-----------------|-------------|---|-----------|----------|-----------------|------------------|----------|-----------------------|
| <u>ACH VOID DOWNLOAD</u> | | <u>DISCOUNT DESCRIPTION</u> | | <u>DISC AMT</u> | | <u>ADJUSTMENT DESCRIPTION</u> | <u>FY</u> | | <u>ADJ AMT</u> | <u>CHECK NBR</u> | | <u>INVOICE AMOUNT</u> |
| NUMBER OF INVOICES: 1 | | | | | | | | | | | | \$987.50 |
| MYBINDIN000 | MYBINDING.COM | SI2772847 | 5502400015 | OCTPP | TRUST | ELC supplies | H | | 08/22/2023 | 10/02/2023 | R | \$112.18 |
| | | | | | | | 23-24 | | | 35758 | | \$112.18 |
| MYBINDIN000 | MYBINDING.COM | SI2791520 | 1002400312 | OCTPP | TRUST | LAMINATING FILM | H | | 09/29/2023 | 10/03/2023 | R | \$2,243.60 |
| | | | | | | | 23-24 | | | 35767 | | \$2,243.60 |
| MYBINDIN000 | MYBINDING.COM | SI2791521 | 1002400180 | OCTPP | TRUST | LAMINATING FILM | H | | 09/29/2023 | 10/03/2023 | R | \$2,243.60 |
| | | | | | | | 23-24 | | | 35767 | | \$2,243.60 |
| NUMBER OF INVOICES: 3 | | | | | | | | | | | | \$4,599.38 |
| NORRIS E000 | NORRIS ELECTRIC CO-OP | 101823 | 9002400019 | OCTPP | TRUST | ELECTRIC ES & ELC | H | | 10/18/2023 | 10/10/2023 | R | \$21,910.60 |
| | | | | | | | 23-24 | | | 35843 | | \$21,910.60 |
| NUMBER OF INVOICES: 1 | | | | | | | | | | | | \$21,910.60 |
| O'REILLY001 | O'REILLY AUTO PARTS | 165108 | 8002400007 | OCTPP | Trust | Supplies for the school year 2023-2024 | H | | 08/08/2023 | 10/12/2023 | R | \$-52.00 |
| | | | | | | | 23-24 | | | 35863 | | \$-52.00 |
| O'REILLY001 | O'REILLY AUTO PARTS | 168060 | 8002400007 | OCTPP | Trust | Supplies for the school year 2023-2024 | H | | 08/31/2023 | 10/12/2023 | R | \$29.98 |
| | | | | | | | 23-24 | | | 35863 | | \$29.98 |
| O'REILLY001 | O'REILLY AUTO PARTS | 168061 | 8002400007 | OCTPP | Trust | Supplies for the school year 2023-2024 | H | | 08/31/2023 | 10/12/2023 | R | \$215.92 |
| | | | | | | | 23-24 | | | 35863 | | \$215.92 |
| O'REILLY001 | O'REILLY AUTO PARTS | 168794 | 8002400007 | OCTPP | Trust | Supplies for the school year 2023-2024 | H | | 09/05/2023 | 10/12/2023 | R | \$36.77 |
| | | | | | | | 23-24 | | | 35863 | | \$36.77 |
| O'REILLY001 | O'REILLY AUTO PARTS | 168888 | 8002400007 | OCTPP | Trust | Supplies for the school year 2023-2024 | H | | 09/06/2023 | 10/12/2023 | R | \$7.49 |

66

| <u>VEN-KEY</u> | <u>VENDOR NAME</u> | <u>INVOICE #</u> | <u>PO NUMBER</u> | <u>BATCH</u> | <u>BANK</u> | <u>DESCRIPTION</u> | <u>LQ</u> | <u>S</u> | <u>INV DATE</u> | <u>DUE DATE</u> | <u>C</u> | <u>NET AMOUNT</u> |
|-------------------------------|----------------------------|-----------------------------|------------------|-----------------|-------------|---|-----------|----------|-----------------|------------------|-----------------------|-------------------|
| | <u>ACH VOID DOWNLOAD</u> | <u>DISCOUNT DESCRIPTION</u> | | <u>DISC AMT</u> | | <u>ADJUSTMENT DESCRIPTION</u> | <u>FY</u> | | <u>ADJ AMT</u> | <u>CHECK NBR</u> | <u>INVOICE AMOUNT</u> | |
| O'REILLY001 | O'REILLY AUTO PARTS | 168888 | | | | *****CONTINUED***** | | | | | | |
| | | | | | | | 23-24 | | | 35863 | \$7.49 | |
| O'REILLY001 | O'REILLY AUTO PARTS | 169043 | 8002400007 | OCTPP | Trust | Supplies for the school year 2023-2024 | H | | 09/07/2023 | 10/12/2023 | R | \$35.20 |
| | | | | | | | 23-24 | | | 35863 | \$35.20 | |
| O'REILLY001 | O'REILLY AUTO PARTS | 169935 | 0000000000 | OCTPP | Trust | FUSES FOR TORO | H | | 09/13/2023 | 10/12/2023 | R | \$12.28 |
| | | | | | | | 23-24 | | | 35863 | \$12.28 | |
| O'REILLY001 | O'REILLY AUTO PARTS | 170597 | 8002400007 | OCTPP | Trust | Supplies for the school year 2023-2024 | H | | 09/18/2023 | 10/12/2023 | R | \$67.44 |
| | | | | | | | 23-24 | | | 35863 | \$67.44 | |
| O'REILLY001 | O'REILLY AUTO PARTS | 170598 | 8002400007 | OCTPP | Trust | Supplies for the school year 2023-2024 | H | | 09/18/2023 | 10/12/2023 | R | -\$59.95 |
| | | | | | | | 23-24 | | | 35863 | -\$59.95 | |
| O'REILLY001 | O'REILLY AUTO PARTS | 171516 | 8002400007 | OCTPP | Trust | Supplies for the school year 2023-2024 | H | | 09/25/2023 | 10/12/2023 | R | \$20.37 |
| | | | | | | | 23-24 | | | 35863 | \$20.37 | |
| O'REILLY001 | O'REILLY AUTO PARTS | 171545 | 8002400007 | OCTPP | Trust | Supplies for the school year 2023-2024 | H | | 09/25/2023 | 10/12/2023 | R | \$80.16 |
| | | | | | | | 23-24 | | | 35863 | \$80.16 | |
| NUMBER OF INVOICES: 11 | | | | | | | | | | | \$393.66 | |
| OLDE PRI000 | THE OLDE PRINT SHOPPE, INC | 36089 | 3002400209 | OCTPP | TRUST | IL State Scholar Poster | H | | 10/02/2023 | 10/12/2023 | R | \$68.00 |
| | | | | | | | 23-24 | | | 35864 | \$68.00 | |
| NUMBER OF INVOICES: 1 | | | | | | | | | | | \$68.00 | |
| OLNEY CE001 | OLNEY CENTRAL COLLEGE | 14 | 0000000000 | OCTPP | TRUST | CNA Workbooks/Textbooks | H | | 10/17/2023 | 10/19/2023 | R | \$531.30 |
| | | | | | | | 23-24 | | | 35906 | \$531.30 | |

| <u>VEN-KEY</u> | <u>VENDOR NAME</u> | <u>INVOICE #</u> | <u>PO NUMBER</u> | <u>BATCH</u> | <u>BANK</u> | <u>DESCRIPTION</u> | <u>LQ S</u> | <u>INV DATE</u> | <u>DUE DATE</u> | <u>C</u> | <u>NET AMOUNT</u> |
|--------------------------|-----------------------------|-----------------------------|------------------|-----------------|-------------|---|-------------|-----------------|------------------|----------|-----------------------|
| <u>ACH VOID DOWNLOAD</u> | | <u>DISCOUNT DESCRIPTION</u> | | <u>DISC AMT</u> | | <u>ADJUSTMENT DESCRIPTION</u> | <u>FY</u> | <u>ADJ AMT</u> | <u>CHECK NBR</u> | | <u>INVOICE AMOUNT</u> |
| OLNEY CE001 | OLNEY CENTRAL COLLEGE | 17 | 0000000000 | OCTPP | TRUST | DUAL CREDIT FEE - FALL 2023 | H | 10/17/2023 | 10/25/2023 | R | \$17,445.00 |
| | | | | | | | 23-24 | | 35923 | | \$17,445.00 |
| | | | | | | NUMBER OF INVOICES: 2 | | | | | \$17,976.30 |
| OMNI CHE000 | OMNI CHEER | 2023002723933 | 2002400045 | OCTPP | TRUST | Cheer Bows, poms, shorts | H | 09/07/2023 | 10/10/2023 | R | \$321.59 |
| | | | | | | | 23-24 | | 35788 | | \$321.59 |
| | | | | | | NUMBER OF INVOICES: 1 | | | | | \$321.59 |
| ORIENTAL000 | ORIENTAL TRADING CO, INC | 72660638501 | 5502400049 | OCTPP | TRUST | PFA Book Club rewards | H | 09/22/2023 | 10/02/2023 | R | \$163.25 |
| | | | | | | | 23-24 | | 35759 | | \$163.25 |
| ORIENTAL000 | ORIENTAL TRADING CO, INC | 72712652601 | 5502400063 | OCTPP | TRUST | PFA Fall Harvest supplies | H | 10/12/2023 | 10/20/2023 | R | \$89.94 |
| | | | | | | | 23-24 | | 35913 | | \$89.94 |
| | | | | | | NUMBER OF INVOICES: 2 | | | | | \$253.19 |
| PEST SOL000 | PEST SOLUTIONS INCORPORATED | 13854 | 1002400345 | OCTPP | TRUST | McKinney Vento extermination services | H | 10/19/2023 | 10/25/2023 | R | \$95.00 |
| | | | | | | | 23-24 | | 35924 | | \$95.00 |
| | | | | | | | | | | | 68 |
| PEST SOL000 | PEST SOLUTIONS INCORPORATED | 14189 | 1002400344 | OCTPP | TRUST | McKinney Vento extermination services | H | 10/17/2023 | 10/25/2023 | R | \$200.00 |
| | | | | | | | 23-24 | | 35924 | | \$200.00 |
| | | | | | | NUMBER OF INVOICES: 2 | | | | | \$295.00 |
| PRINTFOR000 | PRINTFORCE, INC | 299868 | 3002400191 | OCTPP | TRUST | Regular and window envelopes to be purchased from us by other departments | H | 09/21/2023 | 09/28/2023 | R | \$499.30 |
| | | | | | | | 23-24 | | 35760 | | \$499.30 |
| PRINTFOR000 | PRINTFORCE, INC | 299876 | 3002400192 | OCTPP | TRUST | Office passes, Guidance passes | H | 09/22/2023 | 09/28/2023 | R | \$125.77 |
| | | | | | | | 23-24 | | 35760 | | \$125.77 |

| VEN-KEY | VENDOR NAME | INVOICE # | PO NUMBER | BATCH | BANK | DESCRIPTION | LQ | S | INV DATE | DUE DATE | C | NET AMOUNT |
|-------------|---------------------------|----------------------|------------|-------|----------|------------------------------|-------|---|------------|------------|---|-------------------|
| | ACH VOID DOWNLOAD | DISCOUNT DESCRIPTION | | | DISC AMT | ADJUSTMENT DESCRIPTION | FY | | ADJ AMT | CHECK NBR | | INVOICE AMOUNT |
| PRINTFOR000 | PRINTFORCE, INC | 299952 | 1002400210 | OCTPP | TRUST | RCES Printing Needs | H | | 10/06/2023 | 10/12/2023 | R | \$95.40 |
| | | | | | | | 23-24 | | | 35844 | | \$95.40 |
| | | | | | | NUMBER OF INVOICES: 3 | | | | | | \$720.47 |
| QUADIENT000 | QUADIENT LEASING USA, INC | Q1038763 | 9002400013 | OCTPP | TRUST | POSTAGE MACHINE RENTAL | H | | 10/23/2023 | 10/30/2023 | R | \$1,076.96 |
| | | | | | | | 23-24 | | | 35941 | | \$1,076.96 |
| | | | | | | NUMBER OF INVOICES: 1 | | | | | | \$1,076.96 |
| QUILL CO000 | QUILL CORPORATION | 34638270 | 5502400047 | OCTPP | TRUST | ELC materials | H | | 09/18/2023 | 10/04/2023 | R | \$262.78 |
| | | | | | | | 23-24 | | | 35789 | | \$262.78 |
| | | | | | | NUMBER OF INVOICES: 2 | | | | | | \$462.24 |
| RCHS - A000 | RCHS - ACTIVITY | 083023 | 0000000000 | OCTPP | TRUST | AG FAIR PREMIUMS | H | | 08/30/2023 | 10/10/2023 | R | \$309.84 |
| | | | | | | | 23-24 | | | 35790 | | \$309.84 |
| | | | | | | NUMBER OF INVOICES: 1 | | | | | | \$309.84 |
| RCHS - R000 | RCHS - REVOLVING | 093023 | 0000000000 | OCTPP | TRUST | SEPTEMBER 2023 REVOLVING | H | | 09/30/2023 | 10/11/2023 | R | \$4,783.15 |
| | | | | | | | 23-24 | | | 35845 | | \$4,783.15 |
| | | | | | | NUMBER OF INVOICES: 1 | | | | | | \$4,783.15 |
| RCMS 000 | RCMS | 093023 | 0000000000 | OCTPP | TRUST | MS SEPTEMBER REVOLVING | H | | 09/30/2023 | 10/02/2023 | R | \$1,225.00 |
| | | | | | | | 23-24 | | | 35768 | | \$1,225.00 |
| | | | | | | NUMBER OF INVOICES: 1 | | | | | | \$1,225.00 |
| REPUBLIC000 | REPUBLIC SERVICES, INC | 0694-003222316 | 9002400014 | OCTPP | TRUST | TRASH SERVICES | H | | 10/20/2023 | 10/26/2023 | R | \$4,659.03 |
| | | | | | | | 23-24 | | | 35937 | | \$4,659.03 |

| <u>VEN-KEY</u> | <u>VENDOR NAME</u> | <u>INVOICE #</u> | <u>PO NUMBER</u> | <u>BATCH</u> | <u>BANK</u> | <u>DESCRIPTION</u> | <u>LQ</u> | <u>S</u> | <u>INV DATE</u> | <u>DUE DATE</u> | <u>C</u> | <u>NET AMOUNT</u> |
|----------------|--------------------------------|-----------------------------|------------------|--------------|-----------------|--|-----------|----------|-----------------|------------------|----------|-----------------------|
| | <u>ACH VOID DOWNLOAD</u> | <u>DISCOUNT DESCRIPTION</u> | | | <u>DISC AMT</u> | <u>ADJUSTMENT DESCRIPTION</u> | <u>FY</u> | | <u>ADJ AMT</u> | <u>CHECK NBR</u> | | <u>INVOICE AMOUNT</u> |
| | | | | | | NUMBER OF INVOICES: 1 | | | | | | \$4,659.03 |
| REVTRAK,000 | REVTRAK, INC | 093023 | 9002400015 | OCTPP | | TRUST FEES | H | | 10/05/2023 | 10/06/2023 | W | \$195.49 |
| | | | | | | | 23-24 | | | 202300091 | | \$195.49 |
| | | | | | | NUMBER OF INVOICES: 1 | | | | | | \$195.49 |
| RICHLAND008 | RICHLAND CO CLERK & RECORDER | 092823 | 5502400053 | OCTPP | | TRUST Certified Birth Certificate for PFA student | H | | 09/28/2023 | 10/02/2023 | R | \$25.00 |
| | | | | | | | 23-24 | | | 35761 | | \$25.00 |
| | | | | | | NUMBER OF INVOICES: 1 | | | | | | \$25.00 |
| RICHLAND010 | RICHLAND CO TB & PUBLIC HEALTH | 101223 | 9002400016 | OCTPP | | TRUST HEPATITIS B VACCINE | H | | 10/12/2023 | 10/25/2023 | R | \$130.00 |
| | | | | | | | 23-24 | | | 35925 | | \$130.00 |
| | | | | | | NUMBER OF INVOICES: 1 | | | | | | \$130.00 |
| SIMPSON000 | SIMPSON, MICHELLE | 100523 | 0000000000 | OCTPP | | TRUST HOTEL AISLE CONFERENCE | H | | 10/05/2023 | 10/06/2023 | R | \$159.95 |
| | | | | | | | 23-24 | | | 35791 | | \$159.95 |
| | | | | | | NUMBER OF INVOICES: 1 | | | | | | \$159.95 |
| SKYWARD 001 | SKYWARD ACCOUNTING DEPT | 227474 | 9002400036 | OCTPP | | TRUST Skyward Webex training | H | | 10/18/2023 | 10/18/2023 | R | \$600.00 |
| | | | | | | | 23-24 | | | 35881 | | \$600.00 |
| | | | | | | NUMBER OF INVOICES: 1 | | | | | | \$600.00 |
| SPRINGFI001 | SPRINGFIELD ELECTRIC SUPPLY | S010550066.001 | 0000000000 | OCTPP | | TRUST SHOP SUPPLIES | H | | 10/04/2023 | 10/05/2023 | R | \$424.04 |
| | | | | | | 8.65 | 23-24 | | | 35792 | | \$432.69 |
| | | | | | | NUMBER OF INVOICES: 1 | | | | | | \$424.04 |
| TERMINIX001 | TERMINIX | 439034762 | 0000000000 | OCTPP | | TRUST MS SERVICE | H | | 10/11/2023 | 10/25/2023 | R | \$874.80 |
| | | | | | | | 23-24 | | | 35926 | | \$874.80 |

| VEN-KEY | VENDOR NAME | INVOICE # | PO NUMBER | BATCH | BANK | DESCRIPTION | LQ | S | INV DATE | DUE DATE | C | NET AMOUNT |
|--------------------------|----------------------|-----------------------------|------------|---------|-----------------|---|-----------|----------------|------------|------------------|-----------------------|-------------------|
| <u>ACH VOID DOWNLOAD</u> | | <u>DISCOUNT DESCRIPTION</u> | | | <u>DISC AMT</u> | <u>ADJUSTMENT DESCRIPTION</u> | <u>FY</u> | <u>ADJ AMT</u> | | <u>CHECK NBR</u> | <u>INVOICE AMOUNT</u> | |
| | | | | | | NUMBER OF INVOICES: 1 | | | | | | \$874.80 |
| THE DEN 000 | THE DEN AT FOX CREEK | 72316109 | 3002400007 | OCTPP | TRUST | Golf Balls High School Golf Team | H | | 10/16/2023 | 10/20/2023 | R | \$242.00 |
| | | | | | | | | 23-24 | | 35907 | | \$242.00 |
| | | | | | | NUMBER OF INVOICES: 1 | | | | | | \$242.00 |
| TOMLILIN000 | TOMLIN, LINDSEY | 092923 | 0000000000 | OCTPP | TRUST | MEAL REIMBURSEMENT EIU CONFERENCE | H | | 09/29/2023 | 10/03/2023 | R | \$10.33 |
| | | | | | | | | 23-24 | | 35769 | | \$10.33 |
| | | | | | | NUMBER OF INVOICES: 1 | | | | | | \$10.33 |
| VERIZONW000 | VERIZONWIRELESS | 9946916746 | 9002400017 | OCTPP | TRUST | CELL PHONE CHARGES | H | | 10/15/2023 | 10/25/2023 | R | \$631.33 |
| | | | | | | | | 23-24 | | 35927 | | \$631.33 |
| | | | | | | NUMBER OF INVOICES: 1 | | | | | | \$631.33 |
| VEX ROBO000 | VEX ROBOTICS | 686864 | 3002400179 | OCTPP | TRUST | Advanced Ag Mechanics course materials. | H | | 09/28/2023 | 09/29/2023 | R | \$1,097.76 |
| | | | | | | | | 23-24 | | 35762 | | \$1,094.76 |
| | | | | | | NUMBER OF INVOICES: 1 | | | | | | \$1,094.76 |
| VISA 000 | VISA | 10 | 0000000000 | OCTVISA | TRUST | CC A WISNER WALMART ELC OPEN HOUSE | H | | 09/25/2023 | 10/13/2023 | R | \$65.04 |
| | | | | | | | | 23-24 | | 35857 | | \$65.04 |
| VISA 000 | VISA | 10 | 3002400138 | OCTVISA | TRUST | CC J VANDYKE TEQUILLAS | H | | 09/30/2023 | 10/30/2023 | R | \$51.57 |
| | | | | | | | | 23-24 | | 35938 | | \$51.57 |
| VISA 000 | VISA | 11 | 0000000000 | OCTVISA | TRUST | CC A WISNER DOLLAR TREE ELC OPEN HOUSE | H | | 09/25/2023 | 10/13/2023 | R | \$10.00 |
| | | | | | | | | 23-24 | | 35857 | | \$10.00 |

| VEN-KEY | VENDOR NAME | INVOICE # | PO NUMBER | BATCH | BANK | DESCRIPTION | LQ | S | INV DATE | DUE DATE | C | NET AMOUNT |
|---------|-------------------|----------------------|------------|----------|------------------------|---------------------------------|-------|---------|------------|----------------|---|------------|
| | ACH VOID DOWNLOAD | DISCOUNT DESCRIPTION | | DISC AMT | ADJUSTMENT DESCRIPTION | FY | | ADJ AMT | CHECK NBR | INVOICE AMOUNT | | |
| VISA | 000 VISA | 11 | 3002400138 | OCTVISA | TRUST | CC J VANDYKE CRACKER BARREL | H | | 09/30/2023 | 10/30/2023 | R | \$162.76 |
| | | | | | | | 23-24 | | 35938 | | | \$162.76 |
| VISA | 000 VISA | 12 | 0000000000 | OCTVISA | TRUST | CC A WISNER WALMART BOE | H | | 09/19/2023 | 10/13/2023 | R | \$59.96 |
| | | | | | | | 23-24 | | 35857 | | | \$59.96 |
| VISA | 000 VISA | 12 | 3002400138 | OCTVISA | TRUST | CC J VANDYKE TJ'S CAFE | H | | 10/18/2023 | 10/30/2023 | R | \$16.92 |
| | | | | | | | 23-24 | | 35938 | | | \$16.92 |
| VISA | 000 VISA | 13 | 0000000000 | OCTVISA | TRUST | CC A WISNER WALMART POST OFFICE | H | | 09/13/2023 | 10/13/2023 | R | \$8.56 |
| | | | | | | | 23-24 | | 35857 | | | \$8.56 |
| VISA | 000 VISA | 13 | 3002400138 | OCTVISA | TRUST | CC M STEBER BWB | H | | 10/04/2023 | 10/30/2023 | R | \$44.56 |
| | | | | | | | 23-24 | | 35938 | | | \$44.56 |
| VISA | 000 VISA | 14 | 0000000000 | OCTVISA | TRUST | CC A WISNER WALMART POST OFFICE | H | | 09/05/2023 | 10/13/2023 | R | \$8.56 |
| | | | | | | | 23-24 | | 35857 | | | \$8.56 |
| | | | | | | | | | | | | 72 |
| VISA | 000 VISA | 14 | 3002400138 | OCTVISA | TRUST | CC M STEBER TACO TIERRA | H | | 10/18/2023 | 10/30/2023 | R | \$11.35 |
| | | | | | | | 23-24 | | 35938 | | | \$11.35 |
| VISA | 000 VISA | 15 | 0000000000 | OCTVISA | TRUST | CC A WISNER RING CENTRAL | H | | 09/03/2023 | 10/13/2023 | R | \$57.13 |
| | | | | | | | 23-24 | | 35857 | | | \$57.13 |
| VISA | 000 VISA | 15 | 3002400139 | OCTVISA | TRUST | CC H KINKADE AMAZON | H | | 10/16/2023 | 10/30/2023 | R | \$132.96 |
| | | | | | | | 23-24 | | 35938 | | | \$132.96 |
| VISA | 000 VISA | 16 | 1002400283 | OCTVISA | TRUST | CC C EDWARDS E BLACKFORD ISME | H | | 09/03/2023 | 10/13/2023 | R | \$1,500.00 |
| | | | | | | | 23-24 | | 35857 | | | \$1,500.00 |
| VISA | 000 VISA | 16 | 3002400138 | OCTVISA | TRUST | CC H KINKADE FREDDYS | H | | 10/04/2023 | 10/30/2023 | R | \$25.81 |
| | | | | | | | 23-24 | | 35938 | | | \$25.81 |

| <u>VEN-KEY</u> | <u>VENDOR NAME</u> | <u>INVOICE #</u> | <u>PO NUMBER</u> | <u>BATCH</u> | <u>BANK</u> | <u>DESCRIPTION</u> | <u>LQ S</u> | <u>INV DATE</u> | <u>DUE DATE</u> | <u>C</u> | <u>NET AMOUNT</u> |
|----------------|--------------------------|-----------------------------|------------------|-----------------|-------------|---|-------------|-----------------|-----------------|------------------|-----------------------|
| | <u>ACH VOID DOWNLOAD</u> | <u>DISCOUNT DESCRIPTION</u> | | <u>DISC AMT</u> | | <u>ADJUSTMENT DESCRIPTION</u> | <u>FY</u> | | <u>ADJ AMT</u> | <u>CHECK NBR</u> | <u>INVOICE AMOUNT</u> |
| VISA | 000 VISA | 17 | 0000000000 | OCTVISA | TRUST | CC C EDWARDS E HARDY R KINKADE LEADER IN ME | H | 09/14/2023 | 10/13/2023 | R | \$758.00 |
| | | | | | | | 23-24 | | | 35857 | \$758.00 |
| VISA | 000 VISA | 18 | 0000000000 | OCTVISA | TRUST | CC C EDWARDS IPA CONF | H | 09/07/2023 | 10/13/2023 | R | \$199.00 |
| | | | | | | | 23-24 | | | 35857 | \$199.00 |
| VISA | 000 VISA | 19 | 1002400273 | OCTVISA | TRUST | CC C EDWARDS TPT | H | 09/06/2023 | 10/13/2023 | R | \$169.39 |
| | | | | | | | 23-24 | | | 35857 | \$169.39 |
| VISA | 000 VISA | 20 | 5502400059 | OCTVISA | TRUST | CC J TEDFORD WALMART 092523 092623 | H | 09/25/2023 | 10/13/2023 | R | \$134.99 |
| | | | | | | | 23-24 | | | 35857 | \$134.99 |
| VISA | 000 VISA | 21 | 5502400060 | OCTVISA | TRUST | CC J TEDFORD CROWN PLAZA, LOU MALNATIS, PILOT AND CHIPOTLE English Language Learner Expenses (Purchase service) | H | 09/25/2023 | 10/13/2023 | R | \$341.80 |
| | | | | | | | 23-24 | | | 35857 | \$341.80 |
| VISA | 000 VISA | 22 | 5502400051 | OCTVISA | TRUST | CC J TEDFORD AEP | H | 09/22/2023 | 10/13/2023 | R | \$450.00 |
| | | | | | | | 23-24 | | | 35857 | \$450.00 |
| VISA | 000 VISA | 23 | 6002400051 | OCTVISA | TRUST | CC J TEDFORD State License Renewal Young (2) , Wells (2), Tomlin ,Tait | H | 09/06/2023 | 10/13/2023 | R | \$981.75 |
| | | | | | | | 23-24 | | | 35857 | \$981.75 |
| VISA | 000 VISA | 24 | 6002400051 | OCTVISA | TRUST | CC J TEDFORD STATE LICENSE RENEWAL TOMLIN | H | 09/06/2023 | 10/13/2023 | R | \$253.00 |
| | | | | | | | 23-24 | | | 35857 | \$253.00 |
| VISA | 000 VISA | 25 | 1002400310 | OCTVISA | TRUST | CC M HAHN TPT | H | 09/27/2023 | 10/13/2023 | R | \$334.31 |
| | | | | | | | 23-24 | | | 35857 | \$334.31 |

73

| <u>VEN-KEY</u> | <u>VENDOR NAME</u> | <u>INVOICE #</u> | <u>PO NUMBER</u> | <u>BATCH</u> | <u>BANK</u> | <u>DESCRIPTION</u> | <u>LQ</u> | <u>S</u> | <u>INV DATE</u> | <u>DUE DATE</u> | <u>C</u> | <u>NET AMOUNT</u> |
|----------------|--------------------------|-----------------------------|------------------|-----------------|-------------|--|-----------|------------|-----------------|------------------|----------|-----------------------|
| | <u>ACH VOID DOWNLOAD</u> | <u>DISCOUNT DESCRIPTION</u> | | <u>DISC AMT</u> | | <u>ADJUSTMENT DESCRIPTION</u> | <u>FY</u> | | <u>ADJ AMT</u> | <u>CHECK NBR</u> | | <u>INVOICE AMOUNT</u> |
| VISA | 000 VISA | 26 | 1002400300 | OCTVISA | TRUST | CC M HAHN TPT | H | 09/18/2023 | 10/13/2023 | R | | \$245.00 |
| | | | | | | | 23-24 | | | 35857 | | \$245.00 |
| VISA | 000 VISA | 27 | 1002400277 | OCTVISA | TRUST | CC M HAHN E BLACKFORD 95 PERCENT | H | 09/13/2023 | 10/13/2023 | R | | \$620.40 |
| | | | | | | | 23-24 | | | 35857 | | \$620.40 |
| VISA | 000 VISA | 28 | 1002400272 | OCTVISA | TRUST | CC M HAHN E BLACKFORD WHOLE PHONICS | H | 09/05/2023 | 10/13/2023 | R | | \$143.18 |
| | | | | | | | 23-24 | | | 35857 | | \$143.18 |
| VISA | 000 VISA | 29 | 1002400270 | OCTVISA | TRUST | CC M HAHN E BLACKFORD HIGH NOON BOOKS | H | 09/05/2023 | 10/13/2023 | R | | \$456.00 |
| | | | | | | | 23-24 | | | 35857 | | \$456.00 |
| VISA | 000 VISA | 30 | 1002400271 | OCTVISA | TRUST | CC M HAHN E BLACKFORD JUNIOR LEARNING | H | 09/05/2023 | 10/13/2023 | R | | \$149.99 |
| | | | | | | | 23-24 | | | 35857 | | \$149.99 |
| VISA | 000 VISA | 31 | 1002400279 | OCTVISA | TRUST | CC M HAHN E BLACKFORD EXPRESS READERS | H | 09/07/2023 | 10/13/2023 | R | | \$228.90 |
| | | | | | | | 23-24 | | | 35857 | | \$228.90 |
| VISA | 000 VISA | 32 | 0000000000 | OCTVISA | TRUST | CC C GRAVES ELC HOME DEPOT | H | 09/26/2023 | 10/13/2023 | R | | \$2,254.94 |
| | | | | | | | 23-24 | | | 35857 | | \$2,254.94 |
| VISA | 000 VISA | 33 | 0000000000 | OCTVISA | TRUST | CC T RODGERS L BILLINGTON WALMART | H | 09/11/2023 | 10/13/2023 | R | | \$100.81 |
| | | | | | | | 23-24 | | | 35857 | | \$100.81 |
| VISA | 000 VISA | 34 | 3002400189 | OCTVISA | TRUST | CC T RODGERS WALMART ART/PRINCIPAL | H | 09/15/2023 | 10/13/2023 | R | | \$55.06 |
| | | | | | | | 23-24 | | | 35857 | | \$55.06 |
| VISA | 000 VISA | 35 | 3002400183 | OCTVISA | TRUST | CC T RODGERS C PUCKETT WALMART | H | 09/18/2023 | 10/13/2023 | R | | \$146.43 |

74

| <u>VEN-KEY</u> | <u>VENDOR NAME</u> | <u>INVOICE #</u> | <u>PO NUMBER</u> | <u>BATCH</u> | <u>BANK</u> | <u>DESCRIPTION</u> | <u>LQ S</u> | <u>INV DATE</u> | <u>DUE DATE</u> | <u>C</u> | <u>NET AMOUNT</u> |
|----------------|--------------------------|-----------------------------|------------------|-----------------|-------------|---|-------------|-----------------|-----------------|------------------|-----------------------|
| | <u>ACH VOID DOWNLOAD</u> | <u>DISCOUNT DESCRIPTION</u> | | <u>DISC AMT</u> | | <u>ADJUSTMENT DESCRIPTION</u> | <u>FY</u> | | <u>ADJ AMT</u> | <u>CHECK NBR</u> | <u>INVOICE AMOUNT</u> |
| VISA | 000 VISA | 35 | | | | *****CONTINUED***** | | | | | |
| | | | | | | | 23-24 | | | 35857 | \$146.43 |
| VISA | 000 VISA | 36 | 3002400154 | OCTVISA | TRUST | CC T RODGERS J VANDYKE 2023 Driver Ed Conference workshop fees and membership dues | H | 09/05/2023 | 10/13/2023 | R | \$90.00 |
| | | | | | | | 23-24 | | | 35857 | \$90.00 |
| VISA | 000 VISA | 37 | 3002400138 | OCTVISA | TRUST | CC J VANDYKE JIMMY JOHNS , LOVES & WENDY'S | H | 09/07/2023 | 10/13/2023 | R | \$34.20 |
| | | | | | | | 23-24 | | | 35857 | \$34.20 |
| VISA | 000 VISA | 38 | 0000000000 | OCTVISA | TRUST | CC J VANDYKE HUCKS 093023 | H | 09/30/2023 | 10/13/2023 | R | \$11.92 |
| | | | | | | | 23-24 | | | 35857 | \$11.92 |
| VISA | 000 VISA | 39 | 0000000000 | OCTVISA | TRUST | CC J VANDYKE FUEL PILOT AND LOVES | H | 09/26/2023 | 10/13/2023 | R | \$109.39 |
| | | | | | | | 23-24 | | | 35857 | \$109.39 |
| | | | | | | | | | | | 75 |
| VISA | 000 VISA | 40 | 3002400139 | OCTVISA | TRUST | CC H KINKADE RURAL KING | H | 09/01/2023 | 10/13/2023 | R | \$172.58 |
| | | | | | | | 23-24 | | | 35857 | \$172.58 |
| VISA | 000 VISA | 41 | 3002400138 | OCTVISA | TRUST | CC H KINKADE CULVERS | H | 09/15/2023 | 10/13/2023 | R | \$23.08 |
| | | | | | | | 23-24 | | | 35857 | \$23.08 |
| VISA | 000 VISA | 42 | 3002400139 | OCTVISA | TRUST | CC M STEBER WADSWORTH | H | 09/25/2023 | 10/13/2023 | R | \$39.46 |
| | | | | | | | 23-24 | | | 35857 | \$39.46 |
| VISA | 000 VISA | 43 | 3002400139 | OCTVISA | TRUST | CC M STEBER WALMART | H | 09/28/2023 | 10/13/2023 | R | \$78.00 |
| | | | | | | | 23-24 | | | 35857 | \$78.00 |
| VISA | 000 VISA | 44 | 3002400138 | OCTVISA | TRUST | CC M STEBER PILOT | H | 09/05/2023 | 10/13/2023 | R | \$10.50 |
| | | | | | | | 23-24 | | | 35857 | \$10.50 |

| VEN-KEY | VENDOR NAME | INVOICE # | PO NUMBER | BATCH | BANK | DESCRIPTION | LQ | S | INV DATE | DUE DATE | C | NET AMOUNT |
|---------|--------------------------|-----------------------------|------------|---------|-------|--|----|---|----------------|------------------|---|-----------------------|
| | <u>ACH VOID DOWNLOAD</u> | <u>DISCOUNT DESCRIPTION</u> | | | | <u>ADJUSTMENT DESCRIPTION</u> | FY | | <u>ADJ AMT</u> | <u>CHECK NBR</u> | | <u>INVOICE AMOUNT</u> |
| VISA | 000 VISA | 45 | 3002400138 | OCTVISA | TRUST | CC M STEBER TACO TIERRA | H | | 09/26/2023 | 10/13/2023 | R | \$17.98 |
| | | | | | | | | | | 35857 | | \$17.98 |
| VISA | 000 VISA | 46 | 3002400138 | OCTVISA | TRUST | CC M STEBER TACO TIERRA | H | | 09/26/2023 | 10/13/2023 | R | \$59.52 |
| | | | | | | | | | | 35857 | | \$59.52 |
| VISA | 000 VISA | 47 | 0000000000 | OCTVISA | TRUST | CC J THOMPSON NSTA K SHOEMAKER S MCKINNEY | H | | 09/06/2023 | 10/13/2023 | R | \$710.00 |
| | | | | | | | | | | 35857 | | \$710.00 |
| VISA | 000 VISA | 48 | 2002400076 | OCTVISA | TRUST | CC J THOMPSON K SHOEMAKER RURAL KING | H | | 09/19/2023 | 10/13/2023 | R | \$42.77 |
| | | | | | | | | | | 35857 | | \$42.77 |
| VISA | 000 VISA | 49 | 2002400081 | OCTVISA | TRUST | CC J THOMPSON K SHOEMAKER WALMART | H | | 09/19/2023 | 10/13/2023 | R | \$64.45 |
| | | | | | | | | | | 35857 | | \$64.45 |
| VISA | 000 VISA | 50 | 2002400002 | OCTVISA | TRUST | CC J THOMPSON T HENRY WALMART | H | | 09/26/2023 | 10/13/2023 | R | \$8.97 |
| | | | | | | | | | | 35857 | | 76 \$8.97 |
| VISA | 000 VISA | 51 | 2002400002 | OCTVISA | TRUST | CC J THOMPSON T HENRY WALMART | H | | 09/19/2023 | 10/13/2023 | R | \$53.94 |
| | | | | | | | | | | 35857 | | \$53.94 |
| VISA | 000 VISA | 52 | 2002400023 | OCTVISA | TRUST | CC M KLINGLER C BERGER WALMART | H | | 09/20/2023 | 10/13/2023 | R | \$48.21 |
| | | | | | | | | | | 35857 | | \$48.21 |
| VISA | 000 VISA | 53 | 0000000000 | OCTVISA | TRUST | CC M KLINGLER J TYLER NSTA | H | | 09/19/2023 | 10/13/2023 | R | \$355.00 |
| | | | | | | | | | | 35857 | | \$355.00 |
| VISA | 000 VISA | 54 | 2002400063 | OCTVISA | TRUST | CC M KLINGLER C KLINGLER WALMART | H | | 09/14/2023 | 10/13/2023 | R | \$23.74 |
| | | | | | | | | | | 35857 | | \$23.74 |

| <u>VEN-KEY</u> | <u>VENDOR NAME</u> | <u>INVOICE #</u> | <u>PO NUMBER</u> | <u>BATCH</u> | <u>BANK</u> | <u>DESCRIPTION</u> | <u>LQ S</u> | <u>INV DATE</u> | <u>DUE DATE</u> | <u>C</u> | <u>NET AMOUNT</u> |
|----------------|--------------------------|-----------------------------|------------------|-----------------|-------------|---|-------------|-----------------|-----------------|------------------|-----------------------|
| | <u>ACH VOID DOWNLOAD</u> | <u>DISCOUNT DESCRIPTION</u> | | <u>DISC AMT</u> | | <u>ADJUSTMENT DESCRIPTION</u> | <u>FY</u> | | <u>ADJ AMT</u> | <u>CHECK NBR</u> | <u>INVOICE AMOUNT</u> |
| VISA | 000 VISA | 55 | 2002400057 | OCTVISA | TRUST | CC M KLINGLER SPELLING BEE | H | 09/11/2023 | 10/13/2023 | R | \$180.00 |
| | | | | | | | 23-24 | | | 35857 | \$180.00 |
| VISA | 000 VISA | 56 | 6002400001 | OCTVISA | TRUST | CC M KLINGLER C BERGER WALMART | H | 09/20/2023 | 10/13/2023 | R | \$97.16 |
| | | | | | | | 23-24 | | | 35857 | \$97.16 |
| VISA | 000 VISA | 57 | 1002400315 | OCTVISA | TRUST | CC K HARTING T GROVE WALMART DOLLAR TREE | H | 09/28/2023 | 10/13/2023 | R | \$69.51 |
| | | | | | | | 23-24 | | | 35857 | \$69.51 |
| VISA | 000 VISA | 58 | 1002400314 | OCTVISA | TRUST | CC K HARTING J FRITCHLEY WALMART | H | 09/26/2023 | 10/13/2023 | R | \$310.02 |
| | | | | | | | 23-24 | | | 35857 | \$310.02 |
| VISA | 000 VISA | 59 | 1002400306 | OCTVISA | TRUST | CC K HARTING T THUFTEDAL WALMART | H | 09/20/2023 | 10/13/2023 | R | \$86.84 |
| | | | | | | | 23-24 | | | 35857 | \$86.84 |
| VISA | 000 VISA | 60 | 7002400003 | OCTVISA | TRUST | CC K HARTING 21ST WALMART 092023 091823 092023 | H | 09/20/2023 | 10/13/2023 | R | \$237.08 |
| | | | | | | | 23-24 | | | 35857 | \$234.08 |
| VISA | 000 VISA | 61 | 7002400002 | OCTVISA | TRUST | CC K HARTING 21SRT WALMART | H | 09/07/2023 | 10/13/2023 | R | \$104.45 |
| | | | | | | | 23-24 | | | 35857 | \$104.45 |
| VISA | 000 VISA | 62 | 1002400297 | OCTVISA | TRUST | CC K HARTING M SIMPSON WALMART | H | 09/14/2023 | 10/13/2023 | R | \$73.71 |
| | | | | | | | 23-24 | | | 35857 | \$73.71 |
| VISA | 000 VISA | 63 | 1002400289 | OCTVISA | TRUST | CC K HARTING PINK CAT STUDIO | H | 09/08/2023 | 10/13/2023 | R | \$50.49 |
| | | | | | | | 23-24 | | | 35857 | \$50.49 |
| VISA | 000 VISA | 64 | 3002400150 | OCTVISA | TRUST | CC R RUSK DQ RUSK HOUCHIN | H | 09/01/2023 | 10/13/2023 | R | \$17.22 |
| | | | | | | | 23-24 | | | 35857 | \$17.22 |

| VEN-KEY | VENDOR NAME | INVOICE # | PO NUMBER | BATCH | BANK | DESCRIPTION | LQ | S | INV DATE | DUE DATE | C | NET AMOUNT |
|---------|-------------------|----------------------|------------|----------|------------------------|---|-------|---------|------------|----------------|---|------------|
| | ACH VOID DOWNLOAD | DISCOUNT DESCRIPTION | | DISC AMT | ADJUSTMENT DESCRIPTION | FY | | ADJ AMT | CHECK NBR | INVOICE AMOUNT | | |
| VISA | 000 VISA | 65 | 9502400030 | OCTVISA | TRUST | CC R RUSK Screencastify Annual Renewal for R. Denton & J. Smith | H | | 09/29/2023 | 10/13/2023 | R | \$240.00 |
| | | | | | | | 23-24 | | 35857 | \$240.00 | | |
| VISA | 000 VISA | 66 | 5502400040 | OCTVISA | TRUST | CC J FANCHER WALMART | H | | 09/06/2023 | 10/13/2023 | R | \$281.12 |
| | | | | | | | 23-24 | | 35857 | \$281.12 | | |
| VISA | 000 VISA | 67 | 5502400054 | OCTVISA | TRUST | CC J FANCHER WALMART | H | | 09/15/2023 | 10/13/2023 | R | \$108.00 |
| | | | | | | | 23-24 | | 35857 | \$108.00 | | |
| VISA | 000 VISA | 68 | 5502400056 | OCTVISA | TRUST | CC J FANCHER WALMART 092923 | H | | 09/29/2023 | 10/13/2023 | R | \$214.66 |
| | | | | | | | 23-24 | | 35857 | \$214.66 | | |
| VISA | 000 VISA | 69 | 4002400007 | OCTVISA | TRUST | CC A THOMAS WALMART 090123 092023 | H | | 09/01/2023 | 10/13/2023 | R | \$57.70 |
| | | | | | | | 23-24 | | 35857 | \$57.70 | | |
| VISA | 000 VISA | 70 | 0000000000 | OCTVISA | TRUST | CC J FOX DOUBLETREE HILTON | H | | 09/26/2023 | 10/13/2023 | R | \$430.92 |
| | | | | | | | 23-24 | | 35857 | \$430.92 | | |
| VISA | 000 VISA | 71 | 0000000000 | OCTVISA | TRUST | CC J FOX WALMART SPECIAL ED | H | | 09/06/2023 | 10/13/2023 | R | \$29.98 |
| | | | | | | | 23-24 | | 35857 | \$29.98 | | |
| VISA | 000 VISA | 72 | 2002400068 | OCTVISA | TRUST | CC S HIGGINBOTHAM B KUENSTLER WALMART | H | | 09/20/2023 | 10/13/2023 | R | \$49.98 |
| | | | | | | | 23-24 | | 35857 | \$49.98 | | |
| VISA | 000 VISA | 73 | 2002400075 | OCTVISA | TRUST | CC S HIGGINBOTHAM J CLODFELTER WALMART | H | | 09/20/2023 | 10/13/2023 | R | \$29.25 |
| | | | | | | | 23-24 | | 35857 | \$29.25 | | |
| VISA | 000 VISA | 74 | 2002400056 | OCTVISA | TRUST | CC S HIG E FRANKLIN WALMART | H | | 09/07/2023 | 10/13/2023 | R | \$64.06 |
| | | | | | | | 23-24 | | 35857 | \$64.06 | | |

78

| <u>VEN-KEY</u> | <u>VENDOR NAME</u> | <u>INVOICE #</u> | <u>PO NUMBER</u> | <u>BATCH</u> | <u>BANK</u> | <u>DESCRIPTION</u> | <u>LQ</u> | <u>S</u> | <u>INV DATE</u> | <u>DUE DATE</u> | <u>C</u> | <u>NET AMOUNT</u> |
|----------------|--------------------------|-----------------------------|------------------|-----------------|-------------|----------------------------------|-----------|------------|-----------------|------------------|----------|-----------------------|
| | <u>ACH VOID DOWNLOAD</u> | <u>DISCOUNT DESCRIPTION</u> | | <u>DISC AMT</u> | | <u>ADJUSTMENT DESCRIPTION</u> | <u>FY</u> | | <u>ADJ AMT</u> | <u>CHECK NBR</u> | | <u>INVOICE AMOUNT</u> |
| VISA | 000 VISA | 75 | 6002400055 | OCTVISA | TRUST | CC K JURGILANIS K WELLS RULER | H | 09/07/2023 | 10/13/2023 | R | | \$17.03 |
| | | | | | | | 23-24 | | | 35857 | | \$17.03 |
| VISA | 000 VISA | 76 | 6002400057 | OCTVISA | TRUST | CCK JURGILANIS IDFPD DUES | H | 09/26/2023 | 10/13/2023 | R | | \$102.25 |
| | | | | | | | 23-24 | | | 35857 | | \$102.25 |
| VISA | 000 VISA | 77 | 6002400037 | OCTVISA | TRUST | CC K JURGILANIS H TAIT IDFPD | H | 09/07/2023 | 10/13/2023 | R | | \$102.25 |
| | | | | | | | 23-24 | | | 35857 | | \$102.25 |
| VISA | 000 VISA | 79 | 3002400115 | OCTVISA | TRUST | CC D HOUCHEIN WALMART | H | 09/12/2023 | 10/13/2023 | R | | \$48.45 |
| | | | | | | | 23-24 | | | 35857 | | \$48.45 |
| VISA | 000 VISA | 80 | 3002400115 | OCTVISA | TRUST | CC D HOUCHEIN J KERR WALMART | H | 09/24/2023 | 10/13/2023 | R | | \$40.12 |
| | | | | | | | 23-24 | | | 35857 | | \$40.12 |
| VISA | 000 VISA | 81 | 3002400115 | OCTVISA | TRUST | CC D HOUCHEIN J KERR WALMART | H | 09/26/2023 | 10/13/2023 | R | | \$48.28 |
| | | | | | | | 23-24 | | | 35857 | | \$48.28 |
| VISA | 000 VISA | 82 | 3002400115 | OCTVISA | TRUST | CC D HOUCHEIN J KERR WALMART | H | 09/27/2023 | 10/13/2023 | R | | \$53.96 |
| | | | | | | | 23-24 | | | 35857 | | \$55.36 |
| VISA | 000 VISA | 83 | 3002400115 | OCTVISA | TRUST | CC D HOUCHEIN J KERR WALMART | H | 09/28/2023 | 10/13/2023 | R | | \$53.10 |
| | | | | | | | 23-24 | | | 35857 | | \$53.10 |
| VISA | 000 VISA | 84 | 3002400187 | OCTVISA | TRUST | CC D HOUCHEIN HARDEES | H | 09/22/2023 | 10/13/2023 | R | | \$17.24 |
| | | | | | | | 23-24 | | | 35857 | | \$17.24 |
| VISA | 000 VISA | 85 | 3002400178 | OCTVISA | TRUST | CC D HOUCHEIN WALMART | H | 09/17/2023 | 10/13/2023 | R | | \$53.20 |
| | | | | | | | 23-24 | | | 35857 | | \$53.20 |
| VISA | 000 VISA | 86 | 3002400115 | OCTVISA | TRUST | CC D HOUCHEIN J KERR WALMART | H | 09/17/2023 | 10/13/2023 | R | | \$49.18 |
| | | | | | | | 23-24 | | | 35857 | | \$49.18 |
| VISA | 000 VISA | 87 | 3002400158 | OCTVISA | TRUST | CC D HOUCHEIN MARSHALL MEMO | H | 09/11/2023 | 10/13/2023 | R | | \$50.00 |
| | | | | | | | 23-24 | | | 35857 | | \$50.00 |

79

| VEN-KEY | VENDOR NAME | INVOICE # | PO NUMBER | BATCH | BANK | DESCRIPTION | LQ | S | INV DATE | DUE DATE | C | NET AMOUNT |
|---------|-------------------|----------------------|------------|----------|------------------------|--|-------|---------|------------|----------------|---|------------|
| | ACH VOID DOWNLOAD | DISCOUNT DESCRIPTION | | DISC AMT | ADJUSTMENT DESCRIPTION | FY | | ADJ AMT | CHECK NBR | INVOICE AMOUNT | | |
| VISA | 000 VISA | 88 | 3002400163 | OCTVISA | TRUST | CC D HOUCHIN C PUCKETT WALMART | H | | 09/13/2023 | 10/13/2023 | R | \$114.54 |
| | | | | | | | 23-24 | | 35857 | \$114.54 | | |
| VISA | 000 VISA | 89 | 3002400157 | OCTVISA | TRUST | CC D HOUCHIN HARDEES Meals for administration for football game in Lawrenceville. | H | | 09/08/2023 | 10/13/2023 | R | \$27.95 |
| | | | | | | | 23-24 | | 35857 | \$27.95 | | |
| VISA | 000 VISA | 90 | 0000000000 | OCTVISA | TRUST | CC D HOUCHIN CASEYS | H | | 09/08/2023 | 10/13/2023 | R | \$15.26 |
| | | | | | | | 23-24 | | 35857 | \$15.26 | | |
| VISA | 000 VISA | 91 | 3002400115 | OCTVISA | TRUST | CC D HOUCHIN J KERR WALMART | H | | 09/05/2023 | 10/13/2023 | R | \$34.89 |
| | | | | | | | 23-24 | | 35857 | \$34.89 | | |
| VISA | 000 VISA | 92 | 3002400115 | OCTVISA | TRUST | CC D HOUCHIN P WEST WALMART | H | | 09/13/2023 | 10/13/2023 | R | \$75.08 |
| | | | | | | | 23-24 | | 35857 | \$75.08 | | |
| VISA | 000 VISA | 93 | 3002400115 | OCTVISA | TRUST | CC D HOUCHIN P WEST WALMART | H | | 09/07/2023 | 10/13/2023 | R | \$75.30 |
| | | | | | | | 23-24 | | 35857 | \$75.30 | | |
| VISA | 000 VISA | 94 | 0000000000 | OCTVISA | TRUST | CC R ROARK ZOOM | H | | 09/16/2023 | 10/13/2023 | R | \$14.99 |
| | | | | | | | 23-24 | | 35857 | \$14.99 | | |
| VISA | 000 VISA | 95 | 9502400028 | OCTVISA | TRUST | CC R ROARK TONER FOR ELEM INKTECH | H | | 09/13/2023 | 10/13/2023 | R | \$474.20 |
| | | | | | | | 23-24 | | 35857 | \$474.20 | | |
| VISA | 000 VISA | 96 | 3002400139 | OCTVISA | TRUST | CC R ROARK M STEBER INK TECH | H | | 09/22/2023 | 10/13/2023 | R | \$123.30 |
| | | | | | | | 23-24 | | 35857 | \$123.30 | | |
| VISA | 000 VISA | 97 | 0000000000 | OCTVISA | TRUST | CC R ROARK B GOODRUM AISLE CONFERENCE | H | | 09/07/2023 | 10/13/2023 | R | \$200.00 |
| | | | | | | | 23-24 | | 35857 | \$200.00 | | |

80

| VEN-KEY | VENDOR NAME | INVOICE # | PO NUMBER | BATCH | BANK | DESCRIPTION | LQ | S | INV DATE | DUE DATE | C | NET AMOUNT |
|--------------------------------|-----------------------|-----------------------------|------------|---------|-----------------|---|-----------|----------------|------------|------------------|-----------------------|-------------|
| <u>ACH VOID DOWNLOAD</u> | | <u>DISCOUNT DESCRIPTION</u> | | | <u>DISC AMT</u> | <u>ADJUSTMENT DESCRIPTION</u> | <u>FY</u> | <u>ADJ AMT</u> | | <u>CHECK NBR</u> | <u>INVOICE AMOUNT</u> | |
| VISA | 000 VISA | 98 | 9502400023 | OCTVISA | TRUST | CC R ROARK INK TECH | H | | 08/31/2023 | 10/13/2023 | R | \$72.00 |
| | | | | | | | 23-24 | | | 35857 | | \$72.00 |
| VISA | 000 VISA | 99 | 0000000000 | OCTVISA | TRUST | CC C LECRONE TITLE CONF CROWNE PLAZA, WENDYS, OBED AND ISSACS, APPLEBEES, JERSEY MIKES | H | | 09/20/2023 | 10/13/2023 | R | \$345.71 |
| | | | | | | | 23-24 | | | 35857 | | \$345.71 |
| VISA | 000 VISA | 9901 | 0000000000 | OCTVISA | TRUST | CC K JURGILANIS IPA | H | | 09/08/2023 | 10/16/2023 | R | \$375.00 |
| | | | | | | | 23-24 | | | 35857 | | \$375.00 |
| VISA | 000 VISA | 9902 | 0000000000 | OCTVISA | TRUST | CC C LECRONE HOTEL SKYWARD CONFERENCE X4 | H | | 09/04/2023 | 10/16/2023 | R | \$1,391.68 |
| | | | | | | | 23-24 | | | 35857 | | \$1,391.68 |
| VISA | 000 VISA | 9903 | 1002400324 | OCTVISA | TRUST | CC K HARTING FLOCABULARY | H | | 09/01/2023 | 10/16/2023 | R | \$138.00 |
| | | | | | | | 23-24 | | | 35857 | | \$138.00 |
| VISA | 000 VISA | SJS100123 | 0000000000 | OCTPP | TRUST | ST JOE VISA | H | | 10/01/2023 | 10/11/2023 | R | \$208.00 |
| | | | | | | | 23-24 | | | 35846 | | \$207.00 |
| NUMBER OF INVOICES: 100 | | | | | | | | | | | \$19,182.35 | |
| VOSS LIG000 | VOSS LIGHTING | 18075205-00 | 0000000000 | OCTPP | TRUST | HS SUPPLIES | H | | 10/16/2023 | 10/17/2023 | R | \$137.50 |
| | | | | | | | 23-24 | | | 35882 | | \$137.50 |
| NUMBER OF INVOICES: 1 | | | | | | | | | | | \$137.50 | |
| W. JAMES000 | W. JAMES TAYLOR, INC | 226EX58.400 | 0000000000 | OCTPP | TRUST | MS REROOF 2023 | H | | 06/30/2023 | 10/30/2023 | R | \$38,939.50 |
| | | | | | | | 23-24 | | | 35942 | | \$38,939.50 |
| NUMBER OF INVOICES: 1 | | | | | | | | | | | \$38,939.50 | |
| WABASH C003 | WABASH COMMUNICATIONS | 100123 | 9002400021 | OCTPP | TRUST | INTERNET SERVICE | H | | 10/01/2023 | 10/10/2023 | R | \$1,360.00 |
| | | | | | | | 23-24 | | | 35847 | | \$1,360.00 |

| <u>VEN-KEY</u> | <u>VENDOR NAME</u> | <u>INVOICE #</u> | <u>PO NUMBER</u> | <u>BATCH</u> | <u>BANK</u> | <u>DESCRIPTION</u> | <u>LQ S</u> | <u>INV DATE</u> | <u>DUE DATE</u> | <u>C</u> | <u>NET AMOUNT</u> | |
|----------------|--------------------------|-----------------------------|------------------|--------------|---------------------|--|----------------------------|-----------------|-----------------|------------------|-----------------------------|-----------------------|
| | <u>ACH VOID DOWNLOAD</u> | <u>DISCOUNT DESCRIPTION</u> | | | <u>DISC AMT</u> | <u>ADJUSTMENT DESCRIPTION</u> | <u>FY</u> | | <u>ADJ AMT</u> | <u>CHECK NBR</u> | <u>INVOICE AMOUNT</u> | |
| | | | | | | TOTAL NUMBER OF HISTORY INVOICES: | | | | | 358 | \$1,388,623.48 |
| | | | | | | | | | | | 355 COMPUTER CHECK INVOICES | \$1,384,016.95 |
| | | | | | | | | | | | 3 WIRE TRAN CHECK INVOICES | \$4,606.53 |
| | | | | | | TOTAL INVOICES: | | | | | 358 | \$1,388,623.48 |
| | | | | | BANK TOTALS: | BANK | BANK ACCOUNT # | | | | INVOICE AMOUNT | NET AMOUNT |
| | | | | | | TRUST | **A010 1120 0000 00 000000 | | | | \$1,388,632.13 | \$1,388,623.48 |

LIQUIDATION STATUS (LQ) CODE LEGEND:
 L = LIQUIDATION PENDING C = CLOSED PO/NOT RECEIVING
 P = PARTIAL LIQUIDATION F = FULL LIQUIDATION
 BLANK = NO LIQUIDATION

***** End of report *****

RICHLAND COUNTY COMMUNITY UNIT # 1**PAYROLL OCTOBER 2023**

| NAME | GROSS |
|----------------------------|--------------|
| ADAMS, JORDAN | \$ 3,867.58 |
| ADKINS, SHANNA D | \$ 3,496.44 |
| AHMAD, ATALLAH | \$ 6,771.08 |
| ALEXANDER, MARGO D | \$ 5,279.08 |
| ALLEN, LORI | \$ 6,698.24 |
| ANDERSON, DEBRA K | \$ 255.00 |
| ANDERSON, ERIN | \$ 1,794.52 |
| ANDERSON, HEATHER D | \$ 1,980.00 |
| ANDERSON, JOYCE A | \$ 2,541.24 |
| ANDERSON, TENA LIN | \$ 1,900.08 |
| ANGLE, DAVID R | \$ 6,075.35 |
| ATKINS, RICHARD MILTON | \$ 3,220.88 |
| AVDUSENKO, YULIIA | \$ 2,044.00 |
| BAKER, HEATHER J | \$ 1,900.08 |
| BALDING, BRITTANY D | \$ 1,558.26 |
| BALDING, DONNA | \$ 2,280.10 |
| BALTZELL, BRIAUNA | \$ 4,566.32 |
| BARE, GENNIE L | \$ 4,810.93 |
| BARNES, KORINA F | \$ 1,788.80 |
| BAYLES, BROOKE M | \$ 4,116.62 |
| BEARD, ASHLEY ROSE AMBER | \$ 120.00 |
| BERGER, CHRISTY | \$ 5,144.08 |
| BERKSHIRE, AMBER C | \$ 1,525.34 |
| BERRY, NATALIE | \$ 2,766.50 |
| BETTIS, JULIE A | \$ 6,389.88 |
| BEYERS, CANDACE L | \$ 130.00 |
| BILLINGTON, LISA | \$ 7,349.32 |
| BISHOP, COURTNEY L | \$ 47.14 |
| BISHOP, SUSAN L | \$ 455.00 |
| BISSEY, ANGELA A | \$ 1,200.00 |
| BLACKFORD, EMILY A | \$ 4,427.38 |
| BLANK, HOLLY H | \$ 5,239.24 |
| BOOSE, HEATHER ANDREA | \$ 4,254.12 |
| BOOSE, TAMMY S | \$ 120.00 |
| BORAH, CHRISTINE M | \$ 4,013.43 |
| BORAH, TAYLOR G | \$ 3,254.16 |
| BRANSTETTER, CONNIE F | \$ 2,826.72 |
| BRIAN, LARRY P | \$ 1,973.16 |
| BRIDGES, MICHELLE C | \$ 4,114.84 |
| BRINKLEY, AMANDA KATHLEEN | \$ 2,360.08 |
| BRINKLEY, MADILYN KATHLEEN | \$ 1,425.00 |
| BRINKLEY, PARKER C | \$ 1,586.66 |
| BROWN, ANGEL L | \$ 2,789.80 |
| BROWN, DAKOTAH L | \$ 3,113.42 |
| BROWN, JOSHUA | \$ 3,174.16 |
| BROWN, SHERYE | \$ 3,652.14 |

RICHLAND COUNTY COMMUNITY UNIT # 1**PAYROLL OCTOBER 2023**

| NAME | GROSS |
|----------------------------|--------------|
| BUCHANAN, ZACHARIAH C | \$ 1,530.40 |
| BUNTING, GENA | \$ 2,767.77 |
| BUNTING, KALEE C | \$ 1,918.28 |
| BURGENER, CHARISSA | \$ 5,743.68 |
| BURGENER, MICHELLE L | \$ 4,398.84 |
| BURGIN, RITA KAYE | \$ 1,280.00 |
| BURRIS, MICHELLE CATHERINE | \$ 3,236.04 |
| CALES, BROOKE A | \$ 315.00 |
| CANTRELL, CHRISTY A | \$ 1,736.00 |
| CARMODY, LUKAS D | \$ 4,218.56 |
| CAST, RODNEY W | \$ 60.00 |
| CLINE, APRIL G | \$ 1,989.86 |
| CLODFELTER, AIMEE MICHELLE | \$ 360.00 |
| CLODFELTER, JULIE D | \$ 5,693.26 |
| COATS, MARCELLA M | \$ 3,756.66 |
| COLWELL, HEATHER M | \$ 2,683.20 |
| COMBS, ERIC W | \$ 5,984.72 |
| CONN, ANNETTE GRACE | \$ 1,900.08 |
| COOK, CHEYENNE | \$ 105.00 |
| COOLEY, TONYA L | \$ 1,350.26 |
| COOPER, JESSICA R | \$ 2,121.64 |
| CORDELL, COURTNEY G | \$ 1,904.00 |
| CRACKEL, JANICE E | \$ 1,020.00 |
| CRANE, RICKY ALAN | \$ 1,508.76 |
| CUMMINS, BRYAN | \$ 6,871.74 |
| CUMMINS, GARY B | \$ 2,158.70 |
| CUMMINS, LISA M | \$ 375.00 |
| DALTON, KAYLA M | \$ 2,026.76 |
| DASCH, BREANNA L | \$ 2,832.26 |
| DAVIS, KARA M | \$ 180.00 |
| DAVIS, RITA DIANE | \$ 1,620.00 |
| DEHNER, MARCHELE M | \$ 2,347.64 |
| DEIMEL, CLIFFORD L | \$ 447.20 |
| DEIMEL, MACI JEAN | \$ 1,900.08 |
| DEIMEL, NANCY J | \$ 602.14 |
| DEMEYER, NANCY L | \$ 2,216.76 |
| DENTON, MACKENZIE T | \$ 4,513.58 |
| DENTON, RYAN D | \$ 5,212.78 |
| DOAN, LONNIE | \$ 5,503.46 |
| DOLL, GWYNE M | \$ 5,138.24 |
| DOLL, HAVEN M | \$ 180.00 |
| DORIS, SHAWNA MARIE | \$ 2,111.20 |
| DORN, DEANN M | \$ 1,860.00 |
| DUENAS, VERNON ANTHONY | \$ 5,347.38 |
| DUNAHEE, BRENDA | \$ 1,839.24 |
| DUNN, MARTIN | \$ 5,662.62 |

RICHLAND COUNTY COMMUNITY UNIT # 1**PAYROLL OCTOBER 2023**

| NAME | GROSS |
|--------------------------------|--------------|
| DUNN, MELISSA A | \$ 6,822.84 |
| EAGLESON, MADISON J | \$ 3,313.92 |
| EDWARDS, CRYSTLE L | \$ 10,339.34 |
| EDWARDS, GRANT A | \$ 3,408.96 |
| EISENMENGER, ERICA R | \$ 480.00 |
| ELLISON, DEBORAH E | \$ 622.00 |
| EMMERICH GINDER, JILL | \$ 206.25 |
| ERWIN, MELISSA D | \$ 5,267.84 |
| FANCHER, JENNIFER | \$ 2,969.86 |
| FEHRENBACHER, KATHERINE NICOLE | \$ 3,943.68 |
| FIELD, BRIDGETT L | \$ 2,196.14 |
| FLANAGAN, KRISTIN D | \$ 6,400.80 |
| FLANAGAN, ROBERT W | \$ 6,760.92 |
| FLEMING, JULIE L | \$ 5,290.36 |
| FLITTNER, ERICA L | \$ 3,850.28 |
| FOERSTER, RACHEL | \$ 3,363.44 |
| FORD, JOYCE E | \$ 6,184.58 |
| FOX, ABIGAIL | \$ 1,066.75 |
| FOX, JASON E | \$ 14,041.66 |
| FOX, MINDY K | \$ 4,533.86 |
| FRANKLIN, ERIN | \$ 4,553.76 |
| FRANKLIN, RICHARD | \$ 3,600.00 |
| FRITCHLEY, JENNIFER M | \$ 5,220.60 |
| GARDNER, BRETT A | \$ 60.00 |
| GARDNER, KELSEY LYNN | \$ 4,080.60 |
| GASSMANN-KOCHER, SADIE | \$ 3,525.92 |
| GELTZ, BARBARA A | \$ 2,141.56 |
| GERBER, ANTHONY A | \$ 3,299.92 |
| GILREATH, KRISTI ANN | \$ 3,236.04 |
| GINDER, AMANDA N | \$ 4,691.50 |
| GINDER, CLARISSA | \$ 2,561.20 |
| GINDER, NANCY L | \$ 3,738.12 |
| GINDER, SHANNA M | \$ 1,688.96 |
| GIVENS, JASON ROBERT | \$ 4,173.26 |
| GIVENS, KEARSTEN BRIANNA | \$ 3,633.56 |
| GOODRUM, BETHANY NICOLE | \$ 2,390.86 |
| GOSNELL, TORI DAWN | \$ 100.00 |
| GRAVES, CLAIRE BERNADETTE | \$ 4,374.94 |
| GRAVES, MEGAN N | \$ 3,985.36 |
| GRAY, DEBORAH L | \$ 1,710.00 |
| GRAY, SHERI | \$ 4,559.42 |
| GREEN, CANDICE | \$ 997.50 |
| GREEN, CRYSTAL | \$ 2,398.47 |
| GREENWOOD, JILL R | \$ 5,962.06 |
| GROVE, BRANDIS J | \$ 3,850.28 |
| GROVES, MARSHA L | \$ 3,119.07 |

RICHLAND COUNTY COMMUNITY UNIT # 1**PAYROLL OCTOBER 2023**

| NAME | GROSS |
|-------------------------|--------------|
| GROVES, MICHAEL W | \$ 2,846.20 |
| GROVE, MONICA NOEL | \$ 4,553.10 |
| GROVE, TIFFANY | \$ 4,189.36 |
| GRUNDON, CINDY C | \$ 6,895.40 |
| HAGAN, DIANA L | \$ 2,818.32 |
| HAGAN, MEGAN ANDREA | \$ 3,236.04 |
| HAGEN, BRITTANY N | \$ 105.00 |
| HAHN, MARGARET A | \$ 7,937.10 |
| HAHN, SCOTT P | \$ 3,161.60 |
| HAHN, SETH P | \$ 527.00 |
| HAHN, TYLER M | \$ 1,776.00 |
| HANES, MARY J | \$ 359.50 |
| HARDY, ERIN T | \$ 4,691.50 |
| HARTING, KRISTY | \$ 2,981.34 |
| HAWES, DAWNA F | \$ 2,185.92 |
| HAYNES, MICKEY | \$ 7,353.30 |
| HENDRICKSON, BRENDA | \$ 5,144.08 |
| HENNING, ALICIA M | \$ 4,330.10 |
| HENRY, TAYLOR MARIE | \$ 3,308.24 |
| HENTON, JENNA LEE | \$ 3,704.46 |
| HICKS, VIRGINIA CAROL | \$ 1,672.50 |
| HIGGINBOTHAM, SARAH A | \$ 2,106.66 |
| HINCKLEY, JESSICA K | \$ 4,404.20 |
| HINTERSCHER, MISTI | \$ 1,485.00 |
| HOLDER, LAURA ANN | \$ 5,552.14 |
| HOLDRIETH, ABIGAIL RUTH | \$ 4,059.94 |
| HOLMES, SHANDY | \$ 1,708.00 |
| HOLSTRUM, KIMBERLY J | \$ 480.00 |
| HOUCHIN, AMANDA N | \$ 5,484.60 |
| HOUCHIN, DARRELL W | \$ 8,146.70 |
| HOUT, JODY K | \$ 5,244.34 |
| HOWARD, SARAH E | \$ 2,153.42 |
| HUDDLESTUN, PAMALA A | \$ 337.50 |
| HUFFMAN, RICKY S | \$ 3,468.40 |
| HUNDLEY, HALEY C | \$ 1,807.50 |
| INSKEEP, HEIDI M | \$ 120.00 |
| INYART, BRENT A | \$ 6,615.00 |
| JENNETTE, CHRISTOPHER W | \$ 1,637.50 |
| JENNER, ELLEN K | \$ 2,026.76 |
| JOHNSON, DARLA | \$ 2,791.96 |
| JOHNSTON, DAWN M | \$ 420.00 |
| JONES, CHRISTOPHER NEIL | \$ 5,182.76 |
| JONES, DAVID TALBOTT | \$ 4,410.70 |
| JULIAN, AMY L | \$ 5,634.50 |
| JURASIK, ADAM | \$ 544.00 |
| JURGILANIS, KRISTEN L | \$ 7,481.04 |

RICHLAND COUNTY COMMUNITY UNIT # 1

PAYROLL OCTOBER 2023

| NAME | GROSS |
|--------------------------|--------------|
| KAUBLE, LOGAN M | \$ 1,827.00 |
| KERR, JENNIFER J | \$ 4,669.54 |
| KEYS, JOY L | \$ 1,680.00 |
| KING, MELINDA D | \$ 7,025.36 |
| KINKADE, HAYDEN WARREN | \$ 6,306.66 |
| KINKADE, RACHEL LYNN | \$ 3,580.10 |
| KIRBY II, ROBERT R | \$ 5,702.76 |
| KLINGLER, COLLIN MICHAEL | \$ 3,402.50 |
| KLINGLER, MICHELLE LYNN | \$ 6,413.30 |
| KMAN, RITA | \$ 4,692.80 |
| KOCHER, BECKY S | \$ 3,161.60 |
| KOCHER, BRITTANIA J | \$ 4,207.36 |
| KOCHER, BRITNY N | \$ 1,688.96 |
| KOCHER, HANNAH LYNN | \$ 2,534.14 |
| KUENSTLER, BRIANNE | \$ 4,001.96 |
| KUHLIG, JANET L | \$ 6,764.37 |
| KUHN, ASHLEY E | \$ 4,625.58 |
| LAMB, BETTY | \$ 1,020.00 |
| LATHROP, BOBBIE J | \$ 7,306.77 |
| LATHROP, DEE A | \$ 1,800.96 |
| LATHROP, JENNIFER L | \$ 5,370.60 |
| LATHROP, LAURA | \$ 450.00 |
| LAUGHLIN, REX IAN | \$ 4,013.26 |
| LEAF, BRITTANY D | \$ 4,455.84 |
| LEAF, JESSICA | \$ 475.00 |
| LECRONE, CHAD E | \$ 11,771.32 |
| LEE, DAVID W | \$ 1,600.00 |
| LENEAR, NEITA M | \$ 472.50 |
| LEWIS, LACIE J | \$ 1,688.96 |
| LOBACZ, VICKI | \$ 401.25 |
| LOMAS, REBECCA DAWN | \$ 1,516.66 |
| LUTZ, BRANDI L | \$ 3,534.54 |
| LYNN, GINA L | \$ 4,407.66 |
| MANN, SHELLEY A | \$ 4,926.48 |
| MARKWELL, JESSE R | \$ 960.50 |
| MARRIOTT, THERESA | \$ 4,656.26 |
| MCDANIEL, COURTNEY S | \$ 1,624.00 |
| MCDONALD, JIMETTA L | \$ 1,730.66 |
| MCDONALD, JOBETH | \$ 1,794.52 |
| MCKINNEY, SARAH J | \$ 4,175.44 |
| MCPHERON, AMELIA N | \$ 1,624.00 |
| MCVICKER, AMY M | \$ 6,137.00 |
| MEADOWS, TREVA L. | \$ 3,639.66 |
| MEERS, BETTY L | \$ 1,784.64 |
| MEHAFFEY, PATRICK | \$ 3,559.20 |
| MEHL, TRACY | \$ 3,369.08 |

RICHLAND COUNTY COMMUNITY UNIT # 1

PAYROLL OCTOBER 2023

| NAME | GROSS |
|-----------------------|--------------|
| MEREDITH, LEIA C | \$ 3,236.04 |
| MEREDITH, MATTHEW V | \$ 3,236.04 |
| MICETICH, KATHY JUNE | \$ 1,063.50 |
| MICHELS, GREGORY A | \$ 900.00 |
| MILBURN, TARA | \$ 3,985.80 |
| MILBURN, TRINITY G | \$ 2,080.32 |
| MILLER, JACOB EMERY | \$ 3,079.44 |
| MILLS, JAMI | \$ 3,865.78 |
| MITCHELL, CASSIE | \$ 5,009.98 |
| MITCHELL, MELISSA M | \$ 6,276.62 |
| MORGAN, GINA E | \$ 1,784.64 |
| MUHS, MADISON R | \$ 2,224.74 |
| MULVEY, LYNDSEY N | \$ 2,217.00 |
| MURPHY, DAVID P | \$ 3,764.28 |
| MUSIC, MATTHEW J | \$ 5,570.08 |
| NEALIS, BRADLY C | \$ 6,462.72 |
| NIX, SHAWN L | \$ 301.60 |
| NOLL, ISABELLA MARIE | \$ 3,594.16 |
| NOSEK, KRISTI S | \$ 1,827.00 |
| OBRIEN, HOLLY MARIE | \$ 4,283.02 |
| OCHS, AMBER L | \$ 5,379.54 |
| OCHS, KIMBERLY | \$ 1,997.52 |
| OCONNOR, SHEREE S | \$ 2,920.50 |
| OVERTON, MARTY DALE | \$ 6,700.46 |
| PADDOCK, KEVIN J | \$ 2,617.50 |
| PADDOCK, M YVETTE | \$ 1,064.50 |
| PAGE, KENDRA J | \$ 6,467.45 |
| PAGE, RALPH ROBERT | \$ 3,122.72 |
| PAGE, WILLIAM D | \$ 6,362.66 |
| PAMPE, JANICE R | \$ 3,979.89 |
| PAMPE, LISA K | \$ 6,290.98 |
| PATTERSON, BRENDA | \$ 2,227.68 |
| PFOFF, VANESSA | \$ 2,224.74 |
| PHELPS, WILLIAM | \$ 68.00 |
| PHILLIPS, ROBERT L | \$ 3,508.95 |
| PHILLIPS, TABATHA | \$ 360.00 |
| PIXLEY, SUE BERBERICH | \$ 3,856.66 |
| POWELL, MATTHEW M | \$ 4,924.48 |
| POWELL, MICHELLE | \$ 5,366.62 |
| PUCKETT, CHELSEA J | \$ 4,259.64 |
| PUCKETT, TERRY EUGENE | \$ 9,163.77 |
| RANGE, KIMBERLY | \$ 2,232.62 |
| REDMAN, AMANDA L | \$ 4,670.58 |
| REEDY, JESSICA ANNE | \$ 1,772.16 |
| REEVES, HANNAH LYNN | \$ 850.00 |
| REEVES, RANDY K | \$ 6,035.40 |

RICHLAND COUNTY COMMUNITY UNIT # 1**PAYROLL OCTOBER 2023**

| NAME | GROSS |
|------------------------------|--------------|
| REID, MEGAN S | \$ 1,913.86 |
| REYNOLDS, BOBBY | \$ 3,981.12 |
| REYNOLDS, MICHELE L | \$ 2,802.78 |
| RIDGELY, LINDSAY ANN | \$ 4,637.38 |
| RIDGELY, SUZANNA M | \$ 4,218.68 |
| ROARK, RYAN K | \$ 6,213.54 |
| RODGERS, KACIE N | \$ 6,413.30 |
| RODGERS, STEVEN D | \$ 3,484.00 |
| RODGERS, STEPHAN R | \$ 1,343.74 |
| RODGERS, TRACEY L | \$ 2,860.00 |
| ROTH, COURTNEY N | \$ 3,393.44 |
| RUBENACKER, LORI A | \$ 6,090.32 |
| RUDE, DONNA | \$ 1,825.46 |
| RUSK, AMY L | \$ 5,395.94 |
| RUSK, EMILY | \$ 6,991.98 |
| RUSK, JULIE | \$ 2,697.80 |
| RUSK, RYLAN A | \$ 6,413.30 |
| RYDEN, JEFFREY ROBERT | \$ 4,543.98 |
| SANDERS, ALBERT ALAN | \$ 2,645.74 |
| SCHANDA, STACEY L M | \$ 1,688.96 |
| SCHIMMELPFENNING, AMY LAVINA | \$ 5,347.38 |
| SCHMUCKER, JULIE R | \$ 2,421.80 |
| SEALS, MARLA LOUISE | \$ 4,493.58 |
| SEATON, MEGAN NICOLE | \$ 3,303.54 |
| SEILER, ANITA J | \$ 4,377.58 |
| SHAN, BRIDGITTE M | \$ 3,236.02 |
| SHAN, NICOLE LANE | \$ 3,883.24 |
| SHAWVER, ALEXIS B | \$ 4,427.48 |
| SHEWMAKE, ANGELINA COLLEEN | \$ 1,794.52 |
| SHILLING, LISA A | \$ 1,900.08 |
| SHOEMAKER, KRISTIE L | \$ 4,641.64 |
| SHORT, STEFANIE | \$ 1,794.52 |
| SIDERS, AMY G | \$ 1,586.34 |
| SIMPSON, CHRIS A | \$ 22,132.80 |
| SIMPSON, MICHELLE L | \$ 6,959.40 |
| SLANKARD, SHERRY L | \$ 5,314.40 |
| SMITH, JASON T | \$ 5,792.10 |
| SMITH, MELINDA | \$ 4,969.12 |
| SPARKS, ELIZABETH K | \$ 6,312.72 |
| STALLARD, AMANDA MICHELLE | \$ 1,688.96 |
| STALLARD, BRENDA LEA | \$ 6,234.18 |
| STALLARD, GREGORY L | \$ 157.25 |
| STEBER, DELANEY R | \$ 3,113.42 |
| STEBER, MARK | \$ 11,026.77 |
| STEBER, RICKIE L | \$ 3,401.02 |
| STEPHENS, CAMILLE A | \$ 5,450.94 |

RICHLAND COUNTY COMMUNITY UNIT # 1**PAYROLL OCTOBER 2023**

| NAME | GROSS |
|------------------------|--------------|
| STEVENS, AMY J | \$ 4,683.92 |
| STEVENSON, JENNY L | \$ 3,363.44 |
| STUBBE, MACKENZIE M | \$ 3,113.42 |
| SUMMERS, ALLYSON | \$ 2,214.42 |
| SWINSON, DONNA S | \$ 2,713.18 |
| TABB, JULIE ANN | \$ 1,357.94 |
| TAHTINEN, TIMOTHY A | \$ 4,524.00 |
| TAIT, HEATHER E | \$ 5,475.32 |
| TAYLOR, CHAD E | \$ 5,167.14 |
| TEDFORD, JENNIFER JILL | \$ 7,901.68 |
| TENNIS, MEGAN M | \$ 3,704.46 |
| THOMAS, ANDREA R | \$ 3,466.66 |
| THOMPSON, JEFFREY P | \$ 7,973.34 |
| THRASHER, NATASHA J | \$ 1,900.08 |
| THUFTEDAL, TASHA S | \$ 6,784.14 |
| TOMLIN, LINDSEY JAMES | \$ 4,203.26 |
| TRAVIS, CHRISTY | \$ 2,597.46 |
| TROUT, SAMANTHA NICOLE | \$ 3,234.16 |
| TYLER, JAMIE L | \$ 6,346.48 |
| UTLEY, REGINA | \$ 2,713.18 |
| VAAL, JAMES D | \$ 6,147.96 |
| VANBLARICUM, NICOLE | \$ 1,102.50 |
| VANDYKE, JAMIE L | \$ 8,517.12 |
| VANDYKE, JESSICA P | \$ 7,039.02 |
| VANMATRE, CHRISTINA A | \$ 5,035.24 |
| VOGT, JACKIE L | \$ 4,581.24 |
| VOLK, AIMEE KRISTINA | \$ 3,891.26 |
| VOLK, KARLA J | \$ 2,768.01 |
| VOLK, PAULINE | \$ 2,627.75 |
| WAGGONER, ASHLEY B | \$ 900.00 |
| WALDHOFF, ROY R | \$ 7,144.24 |
| WALKER, CONNOR J | \$ 3,472.82 |
| WALKER, GRACE M | \$ 3,113.42 |
| WALKER, KATHI DEE | \$ 7,678.48 |
| WALKER, TERRIL | \$ 1,170.00 |
| WALL, CHERYL | \$ 5,667.66 |
| WASHBURN, BRENDA J | \$ 297.13 |
| WATSON, DONALD H | \$ 300.00 |
| WAXLER, ELVA L | \$ 1,987.50 |
| WEESNER, LELA | \$ 3,104.40 |
| WEIDNER, JENNIFER L | \$ 4,691.50 |
| WEIDNER, KERRIE L | \$ 4,536.26 |
| WEITKAMP, LORI L | \$ 4,581.92 |
| WEITKAMP, WARREN D | \$ 4,761.66 |
| WELLS, EMILY R | \$ 3,925.36 |
| WELLS, KACI MARIE | \$ 4,876.24 |

RICHLAND COUNTY COMMUNITY UNIT # 1

PAYROLL OCTOBER 2023

| NAME | GROSS |
|--------------------------|------------------------|
| WELLS JR, ROBERT PAUL | \$ 3,555.92 |
| WEST, PAULA J | \$ 5,602.10 |
| WESTALL, LORI A | \$ 6,120.60 |
| WETHERHOLT, BETTY L | \$ 1,170.00 |
| WHEELER, BROOKE L | \$ 390.00 |
| WHEELER, HEATHER L | \$ 4,407.66 |
| WHEELER, KLAYTON E | \$ 6,141.88 |
| WHITAKER-MITCHELL, DONNA | \$ 1,412.50 |
| WHITE, BRANDY | \$ 1,794.52 |
| WIBBENMEYER, AMBER R | \$ 3,823.92 |
| WILLIAMS, MIRANDA J | \$ 2,111.20 |
| WILLIAMS, SCOTT ERIC | \$ 2,878.60 |
| WILLIAMS, SUMMER R | \$ 2,453.39 |
| WILSON, RACHEL LEE | \$ 1,794.52 |
| WINGERT, JOE DOUGLAS | \$ 1,342.30 |
| WISNER, ANGELA M | \$ 4,700.90 |
| WOODS, JILLIAN M | \$ 3,236.04 |
| WORKMAN, CLARE ADELL | \$ 3,864.16 |
| WRIGHT, JASMINE MARIE | \$ 1,822.08 |
| WRIGHT, JESSICA M | \$ 3,174.16 |
| WYATT, HARMONY RAE | \$ 307.50 |
| YOUNG, JANA E | \$ 4,099.86 |
| TOTAL | \$ 1,375,334.91 |

DISTRICT PAYROLL
RICHLAND COUNTY COMMUNITY UNIT DISTRICT NO. 1
NOV 14, 2023

The district payroll for the month of Nov 2023, for personnel on regular employment status, is the same as the payroll for the month of Oct 2023.

ADDITIONS:

None

DELETIONS:

Nancy Ginder – RCHS Food Service Manager
Gina Morgan – RCHS Food Service

CHANGES:

Trinity Milburn from RCMS Food Service Staff to RCHS Food Service Manager

RICHLAND COUNTY COMMUNITY UNIT #1
COMPARISON OF FUNDS

| Comparison of Funds for October | | |
|---------------------------------|-----------------|-----------------|
| FUND | October, 2022 | October, 2023 |
| Education | \$18,705,718.18 | \$23,516,881.60 |
| Operations and Maintenance | \$3,881,439.50 | \$3,715,936.78 |
| Debt Services | \$487,112.70 | \$363,832.27 |
| Transportation | \$1,599,582.21 | \$1,541,708.35 |
| IMRF/Social Security | \$979,460.25 | \$1,105,549.85 |
| Capital Projects | \$537,022.32 | -\$91,840.78 |
| Working Cash | \$982,006.47 | \$1,146,702.29 |
| Tort Fund | \$834,185.00 | \$921,956.98 |
| Fire Prevention and Safety | \$167,708.41 | \$188,684.73 |
| Total Cash (Includes CD's) | \$28,174,235.04 | \$32,409,412.07 |
| Assets | \$154,159.84 | \$661,958.03 |
| Total Cash and Assets | \$28,328,394.88 | \$33,071,370.10 |
| GRAND TOTAL | \$28,328,394.88 | \$33,071,370.10 |
| compfund | | |

| Account Level | | | | | 2023-24 | October 2023-24 | 2023-24 | 2023-24 | Encumbered | 2023-24 | |
|---------------|------|------|----|-------------|---------------------------|------------------|---------------|----------------|------------|-----------------|------------|
| FDTLOC | FUNC | OBJ | SJ | Description | Budget | Monthly Activity | FYTD Activity | Batch Activity | Amount | Available Funds | |
| 10R010 | 1110 | 0000 | 00 | 000000 | Tax Levy Education | 5,146,879.00 | 50,080.08 | 4,930,853.15 | 0.00 | 0.00 | 216,025.85 |
| 10R--- | 1110 | 0--- | -- | ----- | | 5,146,879.00 | 50,080.08 | 4,930,853.15 | 0.00 | 0.00 | 216,025.85 |
| 10R010 | 1140 | 0000 | 00 | 000000 | Sp Ed Levy | 111,889.00 | 1,088.67 | 106,901.07 | 0.00 | 0.00 | 4,987.93 |
| 10R--- | 1140 | 0--- | -- | ----- | | 111,889.00 | 1,088.67 | 106,901.07 | 0.00 | 0.00 | 4,987.93 |
| 10R010 | 1210 | 0000 | 00 | 000000 | Mobile Home Tax | 29,000.00 | 0.00 | 0.00 | 0.00 | 0.00 | 29,000.00 |
| 10R--- | 1210 | 0--- | -- | ----- | | 29,000.00 | 0.00 | 0.00 | 0.00 | 0.00 | 29,000.00 |
| 10R010 | 1220 | 0000 | 00 | 000000 | Local Housing Aut Tax | 14,500.00 | 0.00 | 0.00 | 0.00 | 0.00 | 14,500.00 |
| 10R--- | 1220 | 0--- | -- | ----- | | 14,500.00 | 0.00 | 0.00 | 0.00 | 0.00 | 14,500.00 |
| 10R010 | 1230 | 0000 | 00 | 000000 | Corp Pers Prop Tax | 1,400,000.00 | 267,609.02 | 642,526.88 | 0.00 | 0.00 | 757,473.12 |
| 10R--- | 1230 | 0--- | -- | ----- | | 1,400,000.00 | 267,609.02 | 642,526.88 | 0.00 | 0.00 | 757,473.12 |
| 10R010 | 1311 | 0000 | 00 | 000000 | Jump Start Tuition | 0.00 | 0.00 | 0.00 | 0.00 | 0.00 | 0.00 |
| 10R--- | 1311 | 0--- | -- | ----- | | 0.00 | 0.00 | 0.00 | 0.00 | 0.00 | 0.00 |
| 10R010 | 1510 | 0000 | 00 | 000000 | Earnings on Investments | 600,000.00 | 21,958.60 | 203,210.29 | 0.00 | 0.00 | 396,789.71 |
| 10R--- | 1510 | 0--- | -- | ----- | | 600,000.00 | 21,958.60 | 203,210.29 | 0.00 | 0.00 | 396,789.71 |
| 10R010 | 1611 | 0000 | 00 | 000000 | Sales to Pupils Lunch | 4,700.00 | 0.00 | -238.09 | 0.00 | 0.00 | 4,938.09 |
| 10R--- | 1611 | 0--- | -- | ----- | | 4,700.00 | 0.00 | -238.09 | 0.00 | 0.00 | 4,938.09 |
| 10R010 | 1612 | 0000 | 00 | 000000 | Sales to Pupils Bfast | 250.00 | 0.00 | 0.00 | 0.00 | 0.00 | 250.00 |
| 10R--- | 1612 | 0--- | -- | ----- | | 250.00 | 0.00 | 0.00 | 0.00 | 0.00 | 250.00 |
| 10R010 | 1613 | 0000 | 00 | 000000 | Sales to Pupil Ala Carte | 475.00 | 596.40 | 1,570.90 | 0.00 | 0.00 | -1,095.90 |
| 10R--- | 1613 | 0--- | -- | ----- | | 475.00 | 596.40 | 1,570.90 | 0.00 | 0.00 | -1,095.90 |
| 10R010 | 1614 | 0000 | 00 | 000000 | Sales to Pupil Vending | 0.00 | 0.00 | 0.00 | 0.00 | 0.00 | 0.00 |
| 10R--- | 1614 | 0--- | -- | ----- | | 0.00 | 0.00 | 0.00 | 0.00 | 0.00 | 0.00 |
| 10R010 | 1615 | 0000 | 00 | 000000 | Bfst Lunch Debit Card | 0.00 | 0.00 | 31,010.97 | 0.00 | 0.00 | -31,010.97 |
| 10R--- | 1615 | 0--- | -- | ----- | | 0.00 | 0.00 | 31,010.97 | 0.00 | 0.00 | -31,010.97 |
| 10R010 | 1620 | 0000 | 00 | 000000 | Sales to Adults | 7,000.00 | 1,536.90 | 3,899.60 | 0.00 | 0.00 | 3,100.40 |
| 10R--- | 1620 | 0--- | -- | ----- | | 7,000.00 | 1,536.90 | 3,899.60 | 0.00 | 0.00 | 3,100.40 |
| 10R010 | 1621 | 0000 | 00 | 000000 | Summer Food Program | 0.00 | 0.00 | 0.00 | 0.00 | 0.00 | 0.00 |
| 10R--- | 1621 | 0--- | -- | ----- | | 0.00 | 0.00 | 0.00 | 0.00 | 0.00 | 0.00 |
| 10R010 | 1690 | 0000 | 00 | 000000 | Other Food Sales | 1,000.00 | 803.81 | 1,648.37 | 0.00 | 0.00 | -648.37 |
| 10R--- | 1690 | 0--- | -- | ----- | | 1,000.00 | 803.81 | 1,648.37 | 0.00 | 0.00 | -648.37 |
| 10R010 | 1711 | 0000 | 00 | 000000 | Athletic Admissions | 60,000.00 | 13,720.81 | 30,251.81 | 0.00 | 0.00 | 29,748.19 |
| 10R--- | 1711 | 0--- | -- | ----- | | 60,000.00 | 13,720.81 | 30,251.81 | 0.00 | 0.00 | 29,748.19 |
| 10R010 | 1720 | 0000 | 00 | 000000 | Lab/Lock Fees | 0.00 | 0.00 | 0.00 | 0.00 | 0.00 | 0.00 |
| 10R--- | 1720 | 0--- | -- | ----- | | 0.00 | 0.00 | 0.00 | 0.00 | 0.00 | 0.00 |
| 10R010 | 1730 | 0000 | 00 | 000000 | Pupil Book Sales | 0.00 | 0.00 | 0.00 | 0.00 | 0.00 | 0.00 |
| 10R--- | 1730 | 0--- | -- | ----- | | 0.00 | 0.00 | 0.00 | 0.00 | 0.00 | 0.00 |
| 10R010 | 1790 | 0000 | 00 | 000000 | Other Pupil Fees | 7,000.00 | 60.00 | 6,795.00 | 0.00 | 0.00 | 205.00 |
| 10R010 | 1790 | 0000 | 01 | 000000 | Xtra Curr PE Fees | 0.00 | 0.00 | 0.00 | 0.00 | 0.00 | 0.00 |
| 10R--- | 1790 | 0--- | -- | ----- | | 7,000.00 | 60.00 | 6,795.00 | 0.00 | 0.00 | 205.00 |
| 10R999 | 1799 | 0000 | 00 | 000000 | Student Activity Receipts | 0.00 | 0.00 | 0.00 | 0.00 | 0.00 | 0.00 |

| Account Level | | | | 2023-24 | October 2023-24 | 2023-24 | 2023-24 | Encumbered | 2023-24 | |
|---------------|------|------|----|-------------|-----------------|------------------|---------------|----------------|---------|-----------------|
| FDTLOC | FUNC | OBJ | SJ | Description | Budget | Monthly Activity | FYTD Activity | Batch Activity | Amount | Available Funds |
| 10R--- | 1799 | 0--- | -- | ----- | 0.00 | 0.00 | 0.00 | 0.00 | 0.00 | 0.00 |
| 10R010 | 1811 | 0000 | 00 | 000000 | 170,000.00 | 5,702.96 | 134,154.38 | 0.00 | 0.00 | 35,845.62 |
| 10R--- | 1811 | 0--- | -- | ----- | 170,000.00 | 5,702.96 | 134,154.38 | 0.00 | 0.00 | 35,845.62 |
| 10R010 | 1910 | 0000 | 00 | 000000 | 500.00 | 400.00 | 30,400.00 | 0.00 | 0.00 | -29,900.00 |
| 10R--- | 1910 | 0--- | -- | ----- | 500.00 | 400.00 | 30,400.00 | 0.00 | 0.00 | -29,900.00 |
| 10R010 | 1920 | 0000 | 00 | 000000 | 0.00 | 0.00 | 0.00 | 0.00 | 0.00 | 0.00 |
| 10R730 | 1920 | 0000 | 00 | 000000 | 0.00 | 0.00 | 0.00 | 0.00 | 0.00 | 0.00 |
| 10R--- | 1920 | 0--- | -- | ----- | 0.00 | 0.00 | 0.00 | 0.00 | 0.00 | 0.00 |
| 10R010 | 1940 | 0000 | 00 | 000000 | 0.00 | 0.00 | 0.00 | 0.00 | 0.00 | 0.00 |
| 10R--- | 1940 | 0--- | -- | ----- | 0.00 | 0.00 | 0.00 | 0.00 | 0.00 | 0.00 |
| 10R010 | 1950 | 0000 | 00 | 000000 | 4,500.00 | 0.00 | 57,600.79 | 0.00 | 0.00 | -53,100.79 |
| 10R--- | 1950 | 0--- | -- | ----- | 4,500.00 | 0.00 | 57,600.79 | 0.00 | 0.00 | -53,100.79 |
| 10R010 | 1970 | 0000 | 00 | 000000 | 14,500.00 | 550.00 | 14,341.60 | 0.00 | 0.00 | 158.40 |
| 10R--- | 1970 | 0--- | -- | ----- | 14,500.00 | 550.00 | 14,341.60 | 0.00 | 0.00 | 158.40 |
| 10R010 | 1980 | 0000 | 00 | 000000 | 0.00 | 0.00 | 0.00 | 0.00 | 0.00 | 0.00 |
| 10R--- | 1980 | 0--- | -- | ----- | 0.00 | 0.00 | 0.00 | 0.00 | 0.00 | 0.00 |
| 10R010 | 1992 | 0000 | 00 | 000000 | 0.00 | 0.00 | 0.00 | 0.00 | 0.00 | 0.00 |
| 10R--- | 1992 | 0--- | -- | ----- | 0.00 | 0.00 | 0.00 | 0.00 | 0.00 | 0.00 |
| 10R010 | 1999 | 0000 | 00 | 000000 | 500.00 | -309.84 | 231.64 | 0.00 | 0.00 | 268.36 |
| 10R010 | 1999 | 0000 | 01 | 000000 | 33,200.00 | 0.00 | 0.00 | 0.00 | 0.00 | 33,200.00 |
| 10R010 | 1999 | 0000 | 09 | 000000 | 10,000.00 | 0.00 | 0.00 | 0.00 | 0.00 | 10,000.00 |
| 10R030 | 1999 | 0000 | 00 | 000000 | 0.00 | 0.00 | 0.00 | 0.00 | 0.00 | 0.00 |
| 10R060 | 1999 | 0000 | 00 | 000000 | 0.00 | 0.00 | 0.00 | 0.00 | 0.00 | 0.00 |
| 10R130 | 1999 | 0000 | 00 | 130000 | 0.00 | 0.00 | 0.00 | 0.00 | 0.00 | 0.00 |
| 10R170 | 1999 | 0000 | 00 | 170000 | 0.00 | 0.00 | 0.00 | 0.00 | 0.00 | 0.00 |
| 10R230 | 1999 | 0000 | 00 | 230000 | 0.00 | 0.00 | 0.00 | 0.00 | 0.00 | 0.00 |
| 10R290 | 1999 | 0000 | 00 | 290000 | 0.00 | 0.00 | 0.00 | 0.00 | 0.00 | 0.00 |
| 10R670 | 1999 | 0000 | 00 | 670000 | 0.00 | 0.00 | 0.00 | 0.00 | 0.00 | 0.00 |
| 10R680 | 1999 | 0000 | 00 | 680000 | 10,000.00 | 0.00 | 1,500.00 | 0.00 | 0.00 | 8,500.00 |
| 10R690 | 1999 | 0000 | 00 | 690000 | 25,000.00 | 9,080.64 | 17,065.75 | 0.00 | 0.00 | 7,934.25 |
| 10R730 | 1999 | 0000 | 00 | 730000 | 10,000.00 | 5,000.00 | 5,000.00 | 0.00 | 0.00 | 5,000.00 |
| 10R880 | 1999 | 0000 | 00 | 880000 | 0.00 | 0.00 | 0.00 | 0.00 | 0.00 | 0.00 |
| 10R--- | 1999 | 0--- | -- | ----- | 88,700.00 | 13,770.80 | 23,797.39 | 0.00 | 0.00 | 64,902.61 |
| 10R--- | 1--- | ---- | -- | ----- | 7,660,893.00 | 377,878.05 | 6,218,724.11 | 0.00 | 0.00 | 1,442,168.89 |
| 10R110 | 2100 | 0000 | 00 | 110000 | 0.00 | 0.00 | 0.00 | 0.00 | 0.00 | 0.00 |
| 10R--- | 2100 | 0--- | -- | ----- | 0.00 | 0.00 | 0.00 | 0.00 | 0.00 | 0.00 |
| 10R810 | 2200 | 0000 | 00 | 810000 | 0.00 | 0.00 | 0.00 | 0.00 | 0.00 | 0.00 |
| 10R--- | 2200 | 0--- | -- | ----- | 0.00 | 0.00 | 0.00 | 0.00 | 0.00 | 0.00 |
| 10R--- | 2--- | ---- | -- | ----- | 0.00 | 0.00 | 0.00 | 0.00 | 0.00 | 0.00 |
| 10R010 | 3001 | 0000 | 00 | 000000 | 11,393,287.00 | 1,035,754.00 | 3,107,262.00 | 0.00 | 0.00 | 8,286,025.00 |

| Account Level | | | | 2023-24 | October 2023-24 | 2023-24 | 2023-24 | Encumbered | 2023-24 | |
|---------------|------|------|----|-------------|--------------------------------|------------------|---------------|----------------|---------|-----------------|
| FDTLOC | FUNC | OBJ | SJ | Description | Budget | Monthly Activity | FYTD Activity | Batch Activity | Amount | Available Funds |
| 10R010 | 3001 | 0000 | 00 | 140000 | EBF-Sp Ed Personnel | 0.00 | 0.00 | 0.00 | 0.00 | 0.00 |
| 10R010 | 3001 | 0000 | 00 | 280000 | EBF-Sp Ed Funding Children | 0.00 | 0.00 | 0.00 | 0.00 | 0.00 |
| 10R010 | 3001 | 0000 | 00 | 550000 | State Aide-Spec Ed Summner Sch | 0.00 | 0.00 | 0.00 | 0.00 | 0.00 |
| 10R--- | 3001 | 0--- | -- | ----- | | 11,393,287.00 | 1,035,754.00 | 3,107,262.00 | 0.00 | 8,286,025.00 |
| 10R010 | 3002 | 0000 | 00 | 000000 | GSA Hold Harm | 0.00 | 0.00 | 0.00 | 0.00 | 0.00 |
| 10R--- | 3002 | 0--- | -- | ----- | | 0.00 | 0.00 | 0.00 | 0.00 | 0.00 |
| 10R010 | 3010 | 0000 | 00 | 000000 | GSA Difference Incentive | 0.00 | 0.00 | 0.00 | 0.00 | 0.00 |
| 10R--- | 3010 | 0--- | -- | ----- | | 0.00 | 0.00 | 0.00 | 0.00 | 0.00 |
| 10R010 | 3015 | 0000 | 00 | 000000 | Salary Diff for annex | 0.00 | 0.00 | 0.00 | 0.00 | 0.00 |
| 10R--- | 3015 | 0--- | -- | ----- | | 0.00 | 0.00 | 0.00 | 0.00 | 0.00 |
| 10R010 | 3020 | 0000 | 00 | 000000 | Reorganization Inc Cert Sal | 0.00 | 0.00 | 0.00 | 0.00 | 0.00 |
| 10R--- | 3020 | 0--- | -- | ----- | | 0.00 | 0.00 | 0.00 | 0.00 | 0.00 |
| 10R260 | 3100 | 0000 | 00 | 260000 | Sp Ed Priv Facility | 0.00 | 0.00 | 0.00 | 0.00 | 0.00 |
| 10R--- | 3100 | 0--- | -- | ----- | | 0.00 | 0.00 | 0.00 | 0.00 | 0.00 |
| 10R280 | 3105 | 0000 | 00 | 280000 | Spec Ed Extraordinary | 0.00 | 0.00 | 0.00 | 0.00 | 0.00 |
| 10R--- | 3105 | 0--- | -- | ----- | | 0.00 | 0.00 | 0.00 | 0.00 | 0.00 |
| 10R140 | 3110 | 0000 | 00 | 140000 | Sp Ed Personnel | 0.00 | 0.00 | 0.00 | 0.00 | 0.00 |
| 10R--- | 3110 | 0--- | -- | ----- | | 0.00 | 0.00 | 0.00 | 0.00 | 0.00 |
| 10R640 | 3120 | 0000 | 00 | 640000 | Sp Ed Orphan | 90,000.00 | 3,977.33 | 77,073.99 | 0.00 | 12,926.01 |
| 10R--- | 3120 | 0--- | -- | ----- | | 90,000.00 | 3,977.33 | 77,073.99 | 0.00 | 12,926.01 |
| 10R010 | 3145 | 0000 | 00 | 000000 | Sp Ed Summer Sch | 0.00 | 0.00 | 0.00 | 0.00 | 0.00 |
| 10R--- | 3145 | 0--- | -- | ----- | | 0.00 | 0.00 | 0.00 | 0.00 | 0.00 |
| 10R380 | 3200 | 0000 | 00 | 380000 | Voc Ed Tech Prep | 0.00 | 0.00 | 0.00 | 0.00 | 0.00 |
| 10R--- | 3200 | 0--- | -- | ----- | | 0.00 | 0.00 | 0.00 | 0.00 | 0.00 |
| 10R780 | 3215 | 0000 | 00 | 780000 | Voc Ed Formula | 0.00 | 0.00 | 0.00 | 0.00 | 0.00 |
| 10R--- | 3215 | 0--- | -- | ----- | | 0.00 | 0.00 | 0.00 | 0.00 | 0.00 |
| 10R820 | 3220 | 0000 | 00 | 820000 | K12 Career Exploration Grant | 0.00 | 0.00 | 0.00 | 0.00 | 0.00 |
| 10R--- | 3220 | 0--- | -- | ----- | | 0.00 | 0.00 | 0.00 | 0.00 | 0.00 |
| 10R490 | 3235 | 0000 | 00 | 490000 | Ag Inc 3 Circles | 39,000.00 | 5,064.00 | 5,064.00 | 0.00 | 33,936.00 |
| 10R--- | 3235 | 0--- | -- | ----- | | 39,000.00 | 5,064.00 | 5,064.00 | 0.00 | 33,936.00 |
| 10R490 | 3299 | 0000 | 00 | 490000 | Voc Ed Ag Incent Grant | 0.00 | 0.00 | 0.00 | 0.00 | 0.00 |
| 10R710 | 3299 | 0000 | 00 | 710000 | Elementary Career Grant | 0.00 | 0.00 | 0.00 | 0.00 | 0.00 |
| 10R780 | 3299 | 0000 | 00 | 780000 | Voc Ed Formula | 85,000.00 | 15,437.28 | 15,437.28 | 0.00 | 69,562.72 |
| 10R--- | 3299 | 0--- | -- | ----- | | 85,000.00 | 15,437.28 | 15,437.28 | 0.00 | 69,562.72 |
| 10R350 | 3360 | 0000 | 00 | 350000 | St Lunch/Bfast Reimb | 5,000.00 | 582.04 | 7,099.60 | 0.00 | -2,099.60 |
| 10R--- | 3360 | 0--- | -- | ----- | | 5,000.00 | 582.04 | 7,099.60 | 0.00 | -2,099.60 |
| 10R010 | 3365 | 0000 | 00 | 000000 | Breakfast Incentive | 0.00 | 0.00 | 0.00 | 0.00 | 0.00 |
| 10R--- | 3365 | 0--- | -- | ----- | | 0.00 | 0.00 | 0.00 | 0.00 | 0.00 |
| 10R310 | 3370 | 0000 | 00 | 310000 | Drivers Education Reimb | 31,000.00 | 0.00 | 7,905.94 | 0.00 | 23,094.06 |
| 10R--- | 3370 | 0--- | -- | ----- | | 31,000.00 | 0.00 | 7,905.94 | 0.00 | 23,094.06 |

| Account Level | | | | 2023-24 | October 2023-24 | 2023-24 | 2023-24 | Encumbered | 2023-24 | |
|---------------|------|------|----|-------------|--------------------------------|------------------|---------------|----------------|---------|-----------------|
| FDTLOC | FUNC | OBJ | SJ | Description | Budget | Monthly Activity | FYTD Activity | Batch Activity | Amount | Available Funds |
| 10R550 | 3695 | 0000 | 00 | 550000 | TAOEP | 0.00 | 0.00 | 0.00 | 0.00 | 0.00 |
| 10R750 | 3695 | 0000 | 00 | 750000 | TAOEP | 0.00 | 0.00 | 0.00 | 0.00 | 0.00 |
| 10R--- | 3695 | 0--- | -- | ----- | 0.00 | 0.00 | 0.00 | 0.00 | 0.00 | 0.00 |
| 10R110 | 3705 | 0000 | 00 | 110000 | Early Child Block Grant | 0.00 | 0.00 | 40,420.00 | 0.00 | -40,420.00 |
| 10R510 | 3705 | 0000 | 00 | 510000 | ECE Block Grant-FY06 | 810,000.00 | 264,671.00 | 264,671.00 | 0.00 | 545,329.00 |
| 10R--- | 3705 | 0--- | -- | ----- | 810,000.00 | 264,671.00 | 305,091.00 | 0.00 | 0.00 | 504,909.00 |
| 10R570 | 3715 | 0000 | 00 | 570000 | Reading Improvement | 0.00 | 0.00 | 0.00 | 0.00 | 0.00 |
| 10R--- | 3715 | 0--- | -- | ----- | 0.00 | 0.00 | 0.00 | 0.00 | 0.00 | 0.00 |
| 10R790 | 3775 | 0000 | 00 | 790000 | ADA Safety/Ed Block Gran | 0.00 | 0.00 | 0.00 | 0.00 | 0.00 |
| 10R--- | 3775 | 0--- | -- | ----- | 0.00 | 0.00 | 0.00 | 0.00 | 0.00 | 0.00 |
| 10R240 | 3800 | 0000 | 00 | 240000 | Sec of State Lib Grant | 0.00 | 0.00 | 0.00 | 0.00 | 0.00 |
| 10R--- | 3800 | 0--- | -- | ----- | 0.00 | 0.00 | 0.00 | 0.00 | 0.00 | 0.00 |
| 10R010 | 3999 | 0000 | 00 | 000000 | Other State | 0.00 | 0.00 | 0.00 | 0.00 | 0.00 |
| 10R010 | 3999 | 0000 | 05 | 000000 | National Bd Cert | 0.00 | 0.00 | 0.00 | 0.00 | 0.00 |
| 10R060 | 3999 | 0000 | 00 | 000000 | Fine Arts Grant | 0.00 | 0.00 | 0.00 | 0.00 | 0.00 |
| 10R120 | 3999 | 0000 | 00 | 120000 | Laptop Grant | 0.00 | 0.00 | 0.00 | 0.00 | 0.00 |
| 10R240 | 3999 | 0000 | 00 | 240000 | Library Grant | 0.00 | 0.00 | 0.00 | 0.00 | 0.00 |
| 10R--- | 3999 | 0--- | -- | ----- | 0.00 | 0.00 | 0.00 | 0.00 | 0.00 | 0.00 |
| 10R--- | 3--- | ---- | -- | ----- | 12,453,287.00 | 1,325,485.65 | 3,524,933.81 | 0.00 | 0.00 | 8,928,353.19 |
| 10R190 | 4107 | 0000 | 00 | 190000 | Title VI Rural Ed | 0.00 | 0.00 | 0.00 | 0.00 | 0.00 |
| 10R--- | 4107 | 0--- | -- | ----- | 0.00 | 0.00 | 0.00 | 0.00 | 0.00 | 0.00 |
| 10R420 | 4210 | 0000 | 00 | 420000 | Fed Lunch Prog Reimb | 725,000.00 | 76,861.29 | 189,388.45 | 0.00 | 535,611.55 |
| 10R--- | 4210 | 0--- | -- | ----- | 725,000.00 | 76,861.29 | 189,388.45 | 0.00 | 0.00 | 535,611.55 |
| 10R420 | 4215 | 0000 | 00 | 420000 | Fed Special Milk Program | 0.00 | 0.00 | 0.00 | 0.00 | 0.00 |
| 10R--- | 4215 | 0--- | -- | ----- | 0.00 | 0.00 | 0.00 | 0.00 | 0.00 | 0.00 |
| 10R430 | 4220 | 0000 | 00 | 430000 | Fed Bfast Prog Reimb | 250,000.00 | 27,935.23 | 42,958.72 | 0.00 | 207,041.28 |
| 10R--- | 4220 | 0--- | -- | ----- | 250,000.00 | 27,935.23 | 42,958.72 | 0.00 | 0.00 | 207,041.28 |
| 10R460 | 4225 | 0000 | 00 | 460000 | Fed Summer Food Program | 0.00 | 0.00 | 0.00 | 0.00 | 0.00 |
| 10R--- | 4225 | 0--- | -- | ----- | 0.00 | 0.00 | 0.00 | 0.00 | 0.00 | 0.00 |
| 10R420 | 4250 | 0000 | 00 | 420000 | Child Nutrition Commodity | 0.00 | 0.00 | 0.00 | 0.00 | 0.00 |
| 10R--- | 4250 | 0--- | -- | ----- | 0.00 | 0.00 | 0.00 | 0.00 | 0.00 | 0.00 |
| 10R420 | 4299 | 0000 | 00 | 420000 | Child Nutrition | 0.00 | 0.00 | 0.00 | 0.00 | 0.00 |
| 10R440 | 4299 | 0000 | 00 | 440000 | NSLP Equip Asst Grant | 0.00 | 0.00 | 0.00 | 0.00 | 0.00 |
| 10R--- | 4299 | 0--- | -- | ----- | 0.00 | 0.00 | 0.00 | 0.00 | 0.00 | 0.00 |
| 10R100 | 4300 | 0000 | 00 | 100000 | Title I Grant - Reading | 150,000.00 | 0.00 | 73,573.00 | 0.00 | 76,427.00 |
| 10R270 | 4300 | 0000 | 00 | 270000 | Title I School Imp& Acct | 0.00 | 0.00 | 0.00 | 0.00 | 0.00 |
| 10R500 | 4300 | 0000 | 00 | 500000 | Title I | 650,000.00 | 61,151.00 | 340,982.00 | 0.00 | 309,018.00 |
| 10R--- | 4300 | 0--- | -- | ----- | 800,000.00 | 61,151.00 | 414,555.00 | 0.00 | 0.00 | 385,445.00 |
| 10R270 | 4331 | 0000 | 00 | 270000 | Title I School Imp & Acctabili | 0.00 | 0.00 | 0.00 | 0.00 | 0.00 |
| 10R--- | 4331 | 0--- | -- | ----- | 0.00 | 0.00 | 0.00 | 0.00 | 0.00 | 0.00 |

| Account Level | | | | 2023-24 | October 2023-24 | 2023-24 | 2023-24 | Encumbered | 2023-24 | | |
|---------------|------|------|----|-------------|----------------------------|------------------|---------------|----------------|---------|-----------------|-------------|
| FDTLOC | FUNC | OBJ | SJ | Description | Budget | Monthly Activity | FYTD Activity | Batch Activity | Amount | Available Funds | |
| 10R170 | 4400 | 0000 | 00 | 170000 | Title IV Grant | 14,000.00 | 2,165.00 | 2,520.00 | 0.00 | 0.00 | 11,480.00 |
| 10R570 | 4400 | 0000 | 00 | 570000 | Title IV Grant | 5,000.00 | 0.00 | 0.00 | 0.00 | 0.00 | 5,000.00 |
| 10R--- | 4400 | 0--- | -- | ----- | | 19,000.00 | 2,165.00 | 2,520.00 | 0.00 | 0.00 | 16,480.00 |
| 10R070 | 4421 | 0000 | 00 | 000000 | 21st Century Comm Learning | 315,000.00 | 0.00 | 0.00 | 0.00 | 0.00 | 315,000.00 |
| 10R470 | 4421 | 0000 | 00 | 470000 | 21st Century Grant | 0.00 | 0.00 | 5,551.00 | 0.00 | 0.00 | -5,551.00 |
| 10R--- | 4421 | 0--- | -- | ----- | | 315,000.00 | 0.00 | 5,551.00 | 0.00 | 0.00 | 309,449.00 |
| 10R250 | 4490 | 0000 | 00 | 250000 | Federal Library Grant | 0.00 | 0.00 | 0.00 | 0.00 | 0.00 | 0.00 |
| 10R--- | 4490 | 0--- | -- | ----- | | 0.00 | 0.00 | 0.00 | 0.00 | 0.00 | 0.00 |
| 10R150 | 4600 | 0000 | 00 | 150000 | Sp Ed IDEA Pre School | 36,153.00 | 2,144.00 | 3,502.00 | 0.00 | 0.00 | 32,651.00 |
| 10R344 | 4600 | 0000 | 00 | 344000 | ARP IDEA Pre School | 10,500.00 | 0.00 | 0.00 | 0.00 | 0.00 | 10,500.00 |
| 10R--- | 4600 | 0--- | -- | ----- | | 46,653.00 | 2,144.00 | 3,502.00 | 0.00 | 0.00 | 43,151.00 |
| 10R150 | 4620 | 0000 | 00 | 150000 | Sp Ed Flow thru SESE | 640,368.00 | 46,971.00 | 46,971.00 | 0.00 | 0.00 | 593,397.00 |
| 10R344 | 4620 | 0000 | 00 | 344000 | ARP IDEA Flow Thru SESE | 100,000.00 | 0.00 | 52,363.00 | 0.00 | 0.00 | 47,637.00 |
| 10R--- | 4620 | 0--- | -- | ----- | | 740,368.00 | 46,971.00 | 99,334.00 | 0.00 | 0.00 | 641,034.00 |
| 10R260 | 4625 | 0000 | 00 | 260000 | Fed SpEd IDEA Rm/Board | 0.00 | 0.00 | 0.00 | 0.00 | 0.00 | 0.00 |
| 10R--- | 4625 | 0--- | -- | ----- | | 0.00 | 0.00 | 0.00 | 0.00 | 0.00 | 0.00 |
| 10R540 | 4770 | 0000 | 00 | 540000 | Fed Voc Ed Tech Prep | 0.00 | 0.00 | 0.00 | 0.00 | 0.00 | 0.00 |
| 10R--- | 4770 | 0--- | -- | ----- | | 0.00 | 0.00 | 0.00 | 0.00 | 0.00 | 0.00 |
| 10R390 | 4799 | 0000 | 00 | 390000 | V E Perkins T-IIC 2 Tutor | 24,000.00 | 3,322.40 | 3,322.40 | 0.00 | 0.00 | 20,677.60 |
| 10R--- | 4799 | 0--- | -- | ----- | | 24,000.00 | 3,322.40 | 3,322.40 | 0.00 | 0.00 | 20,677.60 |
| 10R090 | 4876 | 0000 | 00 | 000000 | Cloud Grant ICCP | 0.00 | 0.00 | 0.00 | 0.00 | 0.00 | 0.00 |
| 10R--- | 4876 | 0--- | -- | ----- | | 0.00 | 0.00 | 0.00 | 0.00 | 0.00 | 0.00 |
| 10R160 | 4880 | 0000 | 00 | 160000 | Education Jobs Fund | 0.00 | 0.00 | 0.00 | 0.00 | 0.00 | 0.00 |
| 10R--- | 4880 | 0--- | -- | ----- | | 0.00 | 0.00 | 0.00 | 0.00 | 0.00 | 0.00 |
| 10R180 | 4901 | 0000 | 00 | 180000 | Race To The Top | 0.00 | 0.00 | 0.00 | 0.00 | 0.00 | 0.00 |
| 10R180 | 4901 | 0000 | 01 | 180000 | Race To The Top Induction | 0.00 | 0.00 | 0.00 | 0.00 | 0.00 | 0.00 |
| 10R--- | 4901 | 0--- | -- | ----- | | 0.00 | 0.00 | 0.00 | 0.00 | 0.00 | 0.00 |
| 10R010 | 4920 | 0000 | 00 | 000000 | McKinney Homeless Grant | 0.00 | 0.00 | 0.00 | 0.00 | 0.00 | 0.00 |
| 10R--- | 4920 | 0--- | -- | ----- | | 0.00 | 0.00 | 0.00 | 0.00 | 0.00 | 0.00 |
| 10R330 | 4932 | 0000 | 00 | 330000 | Title II Teacher Quality | 35,000.00 | 0.00 | 1,707.00 | 0.00 | 0.00 | 33,293.00 |
| 10R530 | 4932 | 0000 | 00 | 530000 | Title II | 100,000.00 | 18,580.00 | 18,580.00 | 0.00 | 0.00 | 81,420.00 |
| 10R--- | 4932 | 0--- | -- | ----- | | 135,000.00 | 18,580.00 | 20,287.00 | 0.00 | 0.00 | 114,713.00 |
| 10R920 | 4991 | 0000 | 00 | 920000 | Medicaid Adm Outreach | 50,000.00 | 0.00 | 17,627.97 | 0.00 | 0.00 | 32,372.03 |
| 10R--- | 4991 | 0--- | -- | ----- | | 50,000.00 | 0.00 | 17,627.97 | 0.00 | 0.00 | 32,372.03 |
| 10R920 | 4992 | 0000 | 00 | 920000 | Medicaid Fee For Service | 40,000.00 | 0.00 | 4,932.49 | 0.00 | 0.00 | 35,067.51 |
| 10R--- | 4992 | 0--- | -- | ----- | | 40,000.00 | 0.00 | 4,932.49 | 0.00 | 0.00 | 35,067.51 |
| 10R220 | 4998 | 0000 | 00 | 220000 | FEMA GRANT | 0.00 | 102,851.00 | 102,851.00 | 0.00 | 0.00 | -102,851.00 |
| 10R345 | 4998 | 0000 | 00 | 000000 | ARP McKinney Vento | 5,000.00 | 0.00 | 242.00 | 0.00 | 0.00 | 4,758.00 |
| 10R410 | 4998 | 0000 | 00 | 410000 | JROTC Reimbursement | 0.00 | 0.00 | 0.00 | 0.00 | 0.00 | 0.00 |
| 10R--- | 4998 | 0--- | -- | ----- | | 5,000.00 | 102,851.00 | 103,093.00 | 0.00 | 0.00 | -98,093.00 |

| Account Level | | | | 2023-24 | October 2023-24 | 2023-24 | 2023-24 | Encumbered | 2023-24 | |
|---------------|------|------|----|-------------|--------------------------------|------------------|---------------|----------------|---------|-----------------|
| FDTLOC | FUNC | OBJ | SJ | Description | Budget | Monthly Activity | FYTD Activity | Batch Activity | Amount | Available Funds |
| 10R250 | 4999 | 0000 | 00 | 250000 | Federal Library Grant | 0.00 | 0.00 | 0.00 | 0.00 | 0.00 |
| 10R340 | 4999 | 0000 | 00 | 340000 | ESSER | 0.00 | 0.00 | 0.00 | 0.00 | 0.00 |
| 10R342 | 4999 | 0000 | 00 | 000000 | ESSER II | 106,000.00 | 0.00 | 233,775.00 | 0.00 | -127,775.00 |
| 10R343 | 4999 | 0000 | 00 | 000000 | ESSER III EDUCATION | 666,682.00 | 0.00 | 0.00 | 0.00 | 666,682.00 |
| 10R370 | 4999 | 0000 | 00 | 370000 | Digital Equity - ESSER | 24,495.00 | 0.00 | 13,470.00 | 0.00 | 11,025.00 |
| 10R410 | 4999 | 0000 | 00 | 000000 | JROTC | 65,000.00 | 7,288.04 | 17,581.01 | 0.00 | 47,418.99 |
| 10R--- | 4999 | 0--- | -- | ----- | | 862,177.00 | 7,288.04 | 264,826.01 | 0.00 | 597,350.99 |
| 10R--- | 4--- | ---- | -- | ----- | | 4,012,198.00 | 349,268.96 | 1,171,898.04 | 0.00 | 2,840,299.96 |
| 10R010 | 7130 | 0000 | 00 | 000000 | Transfer Among Funds | 0.00 | 0.00 | 0.00 | 0.00 | 0.00 |
| 10R--- | 7130 | 0--- | -- | ----- | | 0.00 | 0.00 | 0.00 | 0.00 | 0.00 |
| 10R010 | 7990 | 0000 | 00 | 000000 | Other -WR Fund Balances | 0.00 | 0.00 | 0.00 | 0.00 | 0.00 |
| 10R--- | 7990 | 0--- | -- | ----- | | 0.00 | 0.00 | 0.00 | 0.00 | 0.00 |
| 10R--- | 7--- | ---- | -- | ----- | | 0.00 | 0.00 | 0.00 | 0.00 | 0.00 |
| 1-R--- | ---- | ---- | -- | ----- | | 24,126,378.00 | 2,052,632.66 | 10,915,555.96 | 0.00 | 13,210,822.04 |
| 20R010 | 1111 | 0000 | 00 | 000000 | Building Levy | 1,398,608.00 | 13,608.74 | 1,336,263.61 | 0.00 | 62,344.39 |
| 20R--- | 1111 | 0--- | -- | ----- | | 1,398,608.00 | 13,608.74 | 1,336,263.61 | 0.00 | 62,344.39 |
| 20R010 | 1510 | 0000 | 00 | 000000 | Earnings on Investments | 130,000.00 | 8,663.54 | 46,584.90 | 0.00 | 83,415.10 |
| 20R--- | 1510 | 0--- | -- | ----- | | 130,000.00 | 8,663.54 | 46,584.90 | 0.00 | 83,415.10 |
| 20R010 | 1999 | 0000 | 00 | 000000 | Other Bldg Rev-Ins Reim etc | 0.00 | 0.00 | 230.00 | 0.00 | -230.00 |
| 20R010 | 1999 | 0000 | 01 | 000000 | Other Bldg Rev-erate | 0.00 | 0.00 | 0.00 | 0.00 | 0.00 |
| 20R730 | 1999 | 0000 | 00 | 730000 | JFF Programs Facility Improvem | 0.00 | 0.00 | 0.00 | 0.00 | 0.00 |
| 20R--- | 1999 | 0--- | -- | ----- | | 0.00 | 0.00 | 230.00 | 0.00 | -230.00 |
| 20R--- | 1--- | ---- | -- | ----- | | 1,528,608.00 | 22,272.28 | 1,383,078.51 | 0.00 | 145,529.49 |
| 20R010 | 3925 | 0000 | 00 | 000000 | St Maint Grant Bldg | 0.00 | 0.00 | 0.00 | 0.00 | 0.00 |
| 20R--- | 3925 | 0--- | -- | ----- | | 0.00 | 0.00 | 0.00 | 0.00 | 0.00 |
| 20R220 | 3999 | 0000 | 00 | 220000 | IEMA Grant | 0.00 | 0.00 | 0.00 | 0.00 | 0.00 |
| 20R--- | 3999 | 0--- | -- | ----- | | 0.00 | 0.00 | 0.00 | 0.00 | 0.00 |
| 20R--- | 3--- | ---- | -- | ----- | | 0.00 | 0.00 | 0.00 | 0.00 | 0.00 |
| 20R342 | 4999 | 0000 | 00 | 342000 | ESSER II Building Revenue | 100,000.00 | 0.00 | 0.00 | 0.00 | 100,000.00 |
| 20R--- | 4999 | 0--- | -- | ----- | | 100,000.00 | 0.00 | 0.00 | 0.00 | 100,000.00 |
| 20R--- | 4--- | ---- | -- | ----- | | 100,000.00 | 0.00 | 0.00 | 0.00 | 100,000.00 |
| 20R010 | 7320 | 0000 | 00 | 000000 | SALE OF PROPERTY | 0.00 | 0.00 | 0.00 | 0.00 | 0.00 |
| 20R--- | 7320 | 0--- | -- | ----- | | 0.00 | 0.00 | 0.00 | 0.00 | 0.00 |
| 20R010 | 7990 | 0000 | 00 | 000000 | Other-WR Fund Balance | 0.00 | 0.00 | 0.00 | 0.00 | 0.00 |
| 20R--- | 7990 | 0--- | -- | ----- | | 0.00 | 0.00 | 0.00 | 0.00 | 0.00 |
| 20R--- | 7--- | ---- | -- | ----- | | 0.00 | 0.00 | 0.00 | 0.00 | 0.00 |
| 2-R--- | ---- | ---- | -- | ----- | | 1,628,608.00 | 22,272.28 | 1,383,078.51 | 0.00 | 245,529.49 |
| 30R010 | 1112 | 0000 | 00 | 000000 | Bond & Interest Levy | 1,802,405.00 | 17,268.54 | 1,697,278.25 | 0.00 | 105,126.75 |
| 30R--- | 1112 | 0--- | -- | ----- | | 1,802,405.00 | 17,268.54 | 1,697,278.25 | 0.00 | 105,126.75 |
| 30R010 | 1510 | 0000 | 00 | 000000 | Earnings on Investments | 7,500.00 | 4,993.15 | 13,237.33 | 0.00 | -5,737.33 |

| Account Level | | | | 2023-24 | October 2023-24 | 2023-24 | 2023-24 | Encumbered | 2023-24 | |
|---------------|------|------|----|-------------|--------------------------------|------------------|---------------|----------------|---------|-----------------|
| FDTLOC | FUNC | OBJ | SJ | Description | Budget | Monthly Activity | FYTD Activity | Batch Activity | Amount | Available Funds |
| 30R--- | 1510 | 0--- | -- | ----- | 7,500.00 | 4,993.15 | 13,237.33 | 0.00 | 0.00 | -5,737.33 |
| 30R010 | 1983 | 0000 | 00 | 000000 | School Facility Occp Sales Tax | 987,894.00 | 0.00 | 464,894.51 | 0.00 | 522,999.49 |
| 30R--- | 1983 | 0--- | -- | ----- | 987,894.00 | 0.00 | 464,894.51 | 0.00 | 0.00 | 522,999.49 |
| 30R010 | 1999 | 0000 | 00 | 000000 | Other Bond and Int Rev | 0.00 | 0.00 | 0.00 | 0.00 | 0.00 |
| 30R--- | 1999 | 0--- | -- | ----- | 0.00 | 0.00 | 0.00 | 0.00 | 0.00 | 0.00 |
| 30R--- | 1--- | ---- | -- | ----- | 2,797,799.00 | 22,261.69 | 2,175,410.09 | 0.00 | 0.00 | 622,388.91 |
| 30R010 | 7990 | 0000 | 00 | 000000 | Other-WR Fund Balance | 0.00 | 0.00 | 0.00 | 0.00 | 0.00 |
| 30R--- | 7990 | 0--- | -- | ----- | 0.00 | 0.00 | 0.00 | 0.00 | 0.00 | 0.00 |
| 30R--- | 7--- | ---- | -- | ----- | 0.00 | 0.00 | 0.00 | 0.00 | 0.00 | 0.00 |
| 3-R--- | ---- | ---- | -- | ----- | 2,797,799.00 | 22,261.69 | 2,175,410.09 | 0.00 | 0.00 | 622,388.91 |
| 40R080 | 1113 | 0000 | 00 | 000000 | Trans Levy | 559,443.00 | 5,443.52 | 534,505.48 | 0.00 | 24,937.52 |
| 40R--- | 1113 | 0--- | -- | ----- | 559,443.00 | 5,443.52 | 534,505.48 | 0.00 | 0.00 | 24,937.52 |
| 40R080 | 1130 | 0000 | 00 | 000000 | Leasing Levy | 0.00 | 0.00 | 0.00 | 0.00 | 0.00 |
| 40R--- | 1130 | 0--- | -- | ----- | 0.00 | 0.00 | 0.00 | 0.00 | 0.00 | 0.00 |
| 40R080 | 1412 | 0000 | 00 | 000000 | Reg Trans from Pre-K | 10,700.00 | 0.00 | 0.00 | 0.00 | 10,700.00 |
| 40R--- | 1412 | 0--- | -- | ----- | 10,700.00 | 0.00 | 0.00 | 0.00 | 0.00 | 10,700.00 |
| 40R080 | 1413 | 0000 | 00 | 000000 | Reg Trans Fee Private | 4,000.00 | 0.00 | 0.00 | 0.00 | 4,000.00 |
| 40R--- | 1413 | 0--- | -- | ----- | 4,000.00 | 0.00 | 0.00 | 0.00 | 0.00 | 4,000.00 |
| 40R080 | 1415 | 0000 | 00 | 000000 | Reg Trans Pupil Co-Curr | 28,000.00 | 0.00 | 8,861.44 | 0.00 | 19,138.56 |
| 40R--- | 1415 | 0--- | -- | ----- | 28,000.00 | 0.00 | 8,861.44 | 0.00 | 0.00 | 19,138.56 |
| 40R080 | 1442 | 0000 | 00 | 000000 | Sp Ed Trans from SESE | 0.00 | 0.00 | 0.00 | 0.00 | 0.00 |
| 40R--- | 1442 | 0--- | -- | ----- | 0.00 | 0.00 | 0.00 | 0.00 | 0.00 | 0.00 |
| 40R080 | 1510 | 0000 | 00 | 000000 | Earnings on Investments | 15,000.00 | 4,834.75 | 21,967.20 | 0.00 | -6,967.20 |
| 40R--- | 1510 | 0--- | -- | ----- | 15,000.00 | 4,834.75 | 21,967.20 | 0.00 | 0.00 | -6,967.20 |
| 40R080 | 1950 | 0000 | 00 | 000000 | Refund Prior Yr Expense | 0.00 | 0.00 | 0.00 | 0.00 | 0.00 |
| 40R--- | 1950 | 0--- | -- | ----- | 0.00 | 0.00 | 0.00 | 0.00 | 0.00 | 0.00 |
| 40R080 | 1999 | 0000 | 00 | 000000 | Insrnc Rmb/Othr Misc | 0.00 | 310.40 | 270.40 | 0.00 | -270.40 |
| 40R--- | 1999 | 0--- | -- | ----- | 0.00 | 310.40 | 270.40 | 0.00 | 0.00 | -270.40 |
| 40R--- | 1--- | ---- | -- | ----- | 617,143.00 | 10,588.67 | 565,604.52 | 0.00 | 0.00 | 51,538.48 |
| 40R010 | 3001 | 0000 | 00 | 000000 | State Aide | 0.00 | 0.00 | 0.00 | 0.00 | 0.00 |
| 40R--- | 3001 | 0--- | -- | ----- | 0.00 | 0.00 | 0.00 | 0.00 | 0.00 | 0.00 |
| 40R080 | 3500 | 0000 | 00 | 000000 | Transportation Regular | 672,900.00 | 178,930.51 | 337,249.47 | 0.00 | 335,650.53 |
| 40R610 | 3500 | 0000 | 01 | 610000 | Trans Voc Ed | 0.00 | 0.00 | 0.00 | 0.00 | 0.00 |
| 40R--- | 3500 | 0--- | -- | ----- | 672,900.00 | 178,930.51 | 337,249.47 | 0.00 | 0.00 | 335,650.53 |
| 40R620 | 3510 | 0000 | 00 | 620000 | State Trans Spec Ed | 234,300.00 | 53,363.65 | 87,364.52 | 0.00 | 146,935.48 |
| 40R--- | 3510 | 0--- | -- | ----- | 234,300.00 | 53,363.65 | 87,364.52 | 0.00 | 0.00 | 146,935.48 |
| 40R--- | 3--- | ---- | -- | ----- | 907,200.00 | 232,294.16 | 424,613.99 | 0.00 | 0.00 | 482,586.01 |
| 40R160 | 4880 | 0000 | 00 | 160000 | Education Jobs Fund | 0.00 | 0.00 | 0.00 | 0.00 | 0.00 |
| 40R--- | 4880 | 0--- | -- | ----- | 0.00 | 0.00 | 0.00 | 0.00 | 0.00 | 0.00 |
| 40R--- | 4--- | ---- | -- | ----- | 0.00 | 0.00 | 0.00 | 0.00 | 0.00 | 0.00 |

| Account Level | | | | 2023-24 | October 2023-24 | 2023-24 | 2023-24 | Encumbered | 2023-24 | |
|---------------|------|------|-----------|--------------------------------|-----------------|------------------|---------------|----------------|---------|-----------------|
| FDTLOC | FUNC | OBJ | SJ | Description | Budget | Monthly Activity | FYTD Activity | Batch Activity | Amount | Available Funds |
| 40R010 | 7300 | 0000 | 00 000000 | Sale of CompensationFixedAsset | 0.00 | 0.00 | 0.00 | 0.00 | 0.00 | 0.00 |
| 40R--- | 7300 | 0--- | -- | | 0.00 | 0.00 | 0.00 | 0.00 | 0.00 | 0.00 |
| 40R010 | 7990 | 0000 | 00 000000 | Other-WR Fund Balance | 0.00 | 0.00 | 0.00 | 0.00 | 0.00 | 0.00 |
| 40R--- | 7990 | 0--- | -- | | 0.00 | 0.00 | 0.00 | 0.00 | 0.00 | 0.00 |
| 40R--- | 7--- | ---- | -- | | 0.00 | 0.00 | 0.00 | 0.00 | 0.00 | 0.00 |
| 4-R--- | ---- | ---- | -- | | 1,524,343.00 | 242,882.83 | 990,218.51 | 0.00 | 0.00 | 534,124.49 |
| 50R010 | 1114 | 0000 | 00 000000 | IMRF Levy | 450,000.00 | 4,311.60 | 423,751.90 | 0.00 | 0.00 | 26,248.10 |
| 50R--- | 1114 | 0--- | -- | | 450,000.00 | 4,311.60 | 423,751.90 | 0.00 | 0.00 | 26,248.10 |
| 50R010 | 1150 | 0000 | 00 000000 | Tax Levy Social Security | 525,000.00 | 5,030.20 | 494,386.02 | 0.00 | 0.00 | 30,613.98 |
| 50R--- | 1150 | 0--- | -- | | 525,000.00 | 5,030.20 | 494,386.02 | 0.00 | 0.00 | 30,613.98 |
| 50R010 | 1230 | 0000 | 00 000000 | Corp Pers Prop Tax | 50,000.00 | 0.00 | 0.00 | 0.00 | 0.00 | 50,000.00 |
| 50R--- | 1230 | 0--- | -- | | 50,000.00 | 0.00 | 0.00 | 0.00 | 0.00 | 50,000.00 |
| 50R010 | 1510 | 0000 | 00 000000 | Earnings on Investments | 7,500.00 | 3,958.97 | 10,770.62 | 0.00 | 0.00 | -3,270.62 |
| 50R--- | 1510 | 0--- | -- | | 7,500.00 | 3,958.97 | 10,770.62 | 0.00 | 0.00 | -3,270.62 |
| 50R--- | 1--- | ---- | -- | | 1,032,500.00 | 13,300.77 | 928,908.54 | 0.00 | 0.00 | 103,591.46 |
| 50R010 | 7990 | 0000 | 00 000000 | Other-WR Fund Balance | 0.00 | 0.00 | 0.00 | 0.00 | 0.00 | 0.00 |
| 50R--- | 7990 | 0--- | -- | | 0.00 | 0.00 | 0.00 | 0.00 | 0.00 | 0.00 |
| 50R--- | 7--- | ---- | -- | | 0.00 | 0.00 | 0.00 | 0.00 | 0.00 | 0.00 |
| 5-R--- | ---- | ---- | -- | | 1,032,500.00 | 13,300.77 | 928,908.54 | 0.00 | 0.00 | 103,591.46 |
| 60R010 | 1510 | 0000 | 00 000000 | Cap Projects Int | 2,500.00 | -462.72 | 7,957.52 | 0.00 | 0.00 | -5,457.52 |
| 60R--- | 1510 | 0--- | -- | | 2,500.00 | -462.72 | 7,957.52 | 0.00 | 0.00 | -5,457.52 |
| 60R010 | 1983 | 0000 | 00 000000 | School Fac Occp Sales Tax | 800,000.00 | 142,891.15 | 142,891.15 | 0.00 | 0.00 | 657,108.85 |
| 60R--- | 1983 | 0--- | -- | | 800,000.00 | 142,891.15 | 142,891.15 | 0.00 | 0.00 | 657,108.85 |
| 60R010 | 1999 | 0000 | 01 000000 | E-Rate Refund | 0.00 | 0.00 | 0.00 | 0.00 | 0.00 | 0.00 |
| 60R--- | 1999 | 0--- | -- | | 0.00 | 0.00 | 0.00 | 0.00 | 0.00 | 0.00 |
| 60R--- | 1--- | ---- | -- | | 802,500.00 | 142,428.43 | 150,848.67 | 0.00 | 0.00 | 651,651.33 |
| 60R010 | 3925 | 0000 | 00 000000 | State Maintenance Grant | 0.00 | 0.00 | 0.00 | 0.00 | 0.00 | 0.00 |
| 60R--- | 3925 | 0--- | -- | | 0.00 | 0.00 | 0.00 | 0.00 | 0.00 | 0.00 |
| 60R--- | 3--- | ---- | -- | | 0.00 | 0.00 | 0.00 | 0.00 | 0.00 | 0.00 |
| 60R342 | 4999 | 0000 | 00 000000 | ESSER II CONSTRUCTION REVENUE | 130,000.00 | 0.00 | 0.00 | 0.00 | 0.00 | 130,000.00 |
| 60R343 | 4999 | 0000 | 00 000000 | ESSER III CONSTRUCTION | 0.00 | 0.00 | 0.00 | 0.00 | 0.00 | 0.00 |
| 60R--- | 4999 | 0--- | -- | | 130,000.00 | 0.00 | 0.00 | 0.00 | 0.00 | 130,000.00 |
| 60R--- | 4--- | ---- | -- | | 130,000.00 | 0.00 | 0.00 | 0.00 | 0.00 | 130,000.00 |
| 60R010 | 7110 | 0000 | 00 000000 | Transfer of Working Cash | 0.00 | 0.00 | 0.00 | 0.00 | 0.00 | 0.00 |
| 60R--- | 7110 | 0--- | -- | | 0.00 | 0.00 | 0.00 | 0.00 | 0.00 | 0.00 |
| 60R010 | 7210 | 0000 | 00 000000 | Bonds Sold | 0.00 | 0.00 | 0.00 | 0.00 | 0.00 | 0.00 |
| 60R--- | 7210 | 0--- | -- | | 0.00 | 0.00 | 0.00 | 0.00 | 0.00 | 0.00 |
| 60R010 | 7990 | 0000 | 00 000000 | Other WR Fund Balance | 0.00 | 0.00 | 0.00 | 0.00 | 0.00 | 0.00 |
| 60R--- | 7990 | 0--- | -- | | 0.00 | 0.00 | 0.00 | 0.00 | 0.00 | 0.00 |
| 60R--- | 7--- | ---- | -- | | 0.00 | 0.00 | 0.00 | 0.00 | 0.00 | 0.00 |

| Account Level | | | | 2023-24 | October 2023-24 | 2023-24 | 2023-24 | Encumbered | 2023-24 | |
|---------------|------|------|-----------|--------------------------------|-----------------|------------------|---------------|----------------|---------|-----------------|
| FDTLOC | FUNC | OBJ | SJ | Description | Budget | Monthly Activity | FYTD Activity | Batch Activity | Amount | Available Funds |
| 60R010 | 8990 | 0000 | 00 000000 | Transfer to Fund Balance to LS | 0.00 | 0.00 | 0.00 | 0.00 | 0.00 | 0.00 |
| 60R--- | 8990 | 0--- | -- | | 0.00 | 0.00 | 0.00 | 0.00 | 0.00 | 0.00 |
| 60R--- | 8--- | ---- | -- | | 0.00 | 0.00 | 0.00 | 0.00 | 0.00 | 0.00 |
| 6-R--- | ---- | ---- | -- | | 932,500.00 | 142,428.43 | 150,848.67 | 0.00 | 0.00 | 781,651.33 |
| 70R010 | 1115 | 0000 | 00 000000 | Working Cash Levy | 139,861.00 | 1,360.91 | 133,626.39 | 0.00 | 0.00 | 6,234.61 |
| 70R--- | 1115 | 0--- | -- | | 139,861.00 | 1,360.91 | 133,626.39 | 0.00 | 0.00 | 6,234.61 |
| 70R010 | 1510 | 0000 | 00 000000 | Earnings on Investments | 40,000.00 | 2,174.67 | 14,119.02 | 0.00 | 0.00 | 25,880.98 |
| 70R--- | 1510 | 0--- | -- | | 40,000.00 | 2,174.67 | 14,119.02 | 0.00 | 0.00 | 25,880.98 |
| 70R--- | 1--- | ---- | -- | | 179,861.00 | 3,535.58 | 147,745.41 | 0.00 | 0.00 | 32,115.59 |
| 70R010 | 7130 | 0000 | 00 000000 | Transfer Among Funds | 0.00 | 0.00 | 0.00 | 0.00 | 0.00 | 0.00 |
| 70R--- | 7130 | 0--- | -- | | 0.00 | 0.00 | 0.00 | 0.00 | 0.00 | 0.00 |
| 70R010 | 7990 | 0000 | 00 000000 | Other WR Fund Balance | 0.00 | 0.00 | 0.00 | 0.00 | 0.00 | 0.00 |
| 70R--- | 7990 | 0--- | -- | | 0.00 | 0.00 | 0.00 | 0.00 | 0.00 | 0.00 |
| 70R--- | 7--- | ---- | -- | | 0.00 | 0.00 | 0.00 | 0.00 | 0.00 | 0.00 |
| 70R010 | 8110 | 0000 | 00 000000 | Abatement of Working Cash | 0.00 | 0.00 | 0.00 | 0.00 | 0.00 | 0.00 |
| 70R--- | 8110 | 0--- | -- | | 0.00 | 0.00 | 0.00 | 0.00 | 0.00 | 0.00 |
| 70R--- | 8--- | ---- | -- | | 0.00 | 0.00 | 0.00 | 0.00 | 0.00 | 0.00 |
| 7-R--- | ---- | ---- | -- | | 179,861.00 | 3,535.58 | 147,745.41 | 0.00 | 0.00 | 32,115.59 |
| 80R010 | 1120 | 0000 | 00 000000 | TORT LEVY | 1,394,636.00 | 13,557.95 | 1,332,456.45 | 0.00 | 0.00 | 62,179.55 |
| 80R--- | 1120 | 0--- | -- | | 1,394,636.00 | 13,557.95 | 1,332,456.45 | 0.00 | 0.00 | 62,179.55 |
| 80R010 | 1510 | 0000 | 00 000000 | Tort Int | 3,500.00 | 3,251.86 | 5,380.86 | 0.00 | 0.00 | -1,880.86 |
| 80R--- | 1510 | 0--- | -- | | 3,500.00 | 3,251.86 | 5,380.86 | 0.00 | 0.00 | -1,880.86 |
| 80R010 | 1950 | 0000 | 00 000000 | Refund of Prior yr Exp | 0.00 | 12,331.00 | 12,331.00 | 0.00 | 0.00 | -12,331.00 |
| 80R--- | 1950 | 0--- | -- | | 0.00 | 12,331.00 | 12,331.00 | 0.00 | 0.00 | -12,331.00 |
| 80R--- | 1--- | ---- | -- | | 1,398,136.00 | 29,140.81 | 1,350,168.31 | 0.00 | 0.00 | 47,967.69 |
| 80R010 | 7990 | 0000 | 00 000000 | Other WR Fund Balance | 0.00 | 0.00 | 0.00 | 0.00 | 0.00 | 0.00 |
| 80R--- | 7990 | 0--- | -- | | 0.00 | 0.00 | 0.00 | 0.00 | 0.00 | 0.00 |
| 80R--- | 7--- | ---- | -- | | 0.00 | 0.00 | 0.00 | 0.00 | 0.00 | 0.00 |
| 8-R--- | ---- | ---- | -- | | 1,398,136.00 | 29,140.81 | 1,350,168.31 | 0.00 | 0.00 | 47,967.69 |
| 90R010 | 1118 | 0000 | 00 000000 | Life Safety Levy | 139,861.00 | 1,360.91 | 133,626.39 | 0.00 | 0.00 | 6,234.61 |
| 90R--- | 1118 | 0--- | -- | | 139,861.00 | 1,360.91 | 133,626.39 | 0.00 | 0.00 | 6,234.61 |
| 90R010 | 1510 | 0000 | 00 000000 | Earnings on Investments | 1,000.00 | 495.88 | 2,090.17 | 0.00 | 0.00 | -1,090.17 |
| 90R370 | 1510 | 0000 | 00 370000 | L/S Bond Int | 0.00 | 0.00 | 0.00 | 0.00 | 0.00 | 0.00 |
| 90R--- | 1510 | 0--- | -- | | 1,000.00 | 495.88 | 2,090.17 | 0.00 | 0.00 | -1,090.17 |
| 90R010 | 1999 | 0000 | 00 000000 | Life Safety Other Rev | 0.00 | 0.00 | 0.00 | 0.00 | 0.00 | 0.00 |
| 90R--- | 1999 | 0--- | -- | | 0.00 | 0.00 | 0.00 | 0.00 | 0.00 | 0.00 |
| 90R--- | 1--- | ---- | -- | | 140,861.00 | 1,856.79 | 135,716.56 | 0.00 | 0.00 | 5,144.44 |
| 90R010 | 3925 | 0000 | 00 000000 | State Maint Grant | 0.00 | 0.00 | 0.00 | 0.00 | 0.00 | 0.00 |
| 90R--- | 3925 | 0--- | -- | | 0.00 | 0.00 | 0.00 | 0.00 | 0.00 | 0.00 |
| 90R--- | 3--- | ---- | -- | | 0.00 | 0.00 | 0.00 | 0.00 | 0.00 | 0.00 |

| Account Level | | | | 2023-24 | October 2023-24 | 2023-24 | 2023-24 | Encumbered | 2023-24 | |
|---------------|------|------|-----------|-------------------------------|-----------------|------------------|---------------|----------------|---------|-----------------|
| FDTLOC | FUNC | OBJ | SJ | Description | Budget | Monthly Activity | FYTD Activity | Batch Activity | Amount | Available Funds |
| 90R010 | 7990 | 0000 | 00 000000 | Other WR Fund Balance | 0.00 | 0.00 | 0.00 | 0.00 | 0.00 | 0.00 |
| 90R--- | 7990 | 0--- | -- ----- | | 0.00 | 0.00 | 0.00 | 0.00 | 0.00 | 0.00 |
| 90R--- | 7--- | ---- | -- ----- | | 0.00 | 0.00 | 0.00 | 0.00 | 0.00 | 0.00 |
| 9-R--- | ---- | ---- | -- ----- | | 140,861.00 | 1,856.79 | 135,716.56 | 0.00 | 0.00 | 5,144.44 |
| --R--- | ---- | ---- | -- ----- | | 33,760,986.00 | 2,530,311.84 | 18,177,650.56 | 0.00 | 0.00 | 15,583,335.44 |
| 10E060 | 1100 | 1100 | 00 000000 | Fine Arts Cert Sal | 0.00 | 0.00 | 0.00 | 0.00 | 0.00 | 0.00 |
| 10E070 | 1100 | 1100 | 00 000000 | 21st Century Sal | 155,000.00 | 20,949.50 | 26,481.50 | 0.00 | 0.00 | 128,518.50 |
| 10E340 | 1100 | 1100 | 00 000000 | ESSER Instruction Salary | 0.00 | 0.00 | 0.00 | 0.00 | 0.00 | 0.00 |
| 10E342 | 1100 | 1100 | 00 000000 | ESSER II Instruction Salary | 0.00 | 0.00 | 0.00 | 0.00 | 0.00 | 0.00 |
| 10E343 | 1100 | 1100 | 00 000000 | ESSER III INSTRUCTION SALARY | 242,000.00 | 20,537.62 | 79,967.06 | 0.00 | 0.00 | 162,032.94 |
| 10E470 | 1100 | 1100 | 00 470000 | 21st Century Grant Sal | 0.00 | 750.00 | 3,900.00 | 0.00 | 0.00 | -3,900.00 |
| 10E030 | 1100 | 1110 | 00 000000 | Fuel Up 60 Salaries | 0.00 | 0.00 | 0.00 | 0.00 | 0.00 | 0.00 |
| 10E070 | 1100 | 1110 | 00 000000 | 21st Century TA/Aide Sal | 13,440.00 | 1,800.00 | 2,093.00 | 0.00 | 0.00 | 11,347.00 |
| 10E343 | 1100 | 1110 | 00 000000 | ESSER III AIDE/ASST SALARY | 65,000.00 | 5,383.00 | 24,262.00 | 0.00 | 0.00 | 40,738.00 |
| 10E470 | 1100 | 1110 | 00 470000 | 21st Century Aide Sal | 0.00 | 0.00 | 1,584.00 | 0.00 | 0.00 | -1,584.00 |
| 10E070 | 1100 | 1200 | 00 000000 | | 0.00 | 0.00 | 0.00 | 0.00 | 0.00 | 0.00 |
| 10E190 | 1100 | 1200 | 00 190000 | Title VI Rural Ed Sub Sal | 0.00 | 0.00 | 0.00 | 0.00 | 0.00 | 0.00 |
| 10E340 | 1100 | 1200 | 00 340000 | ESSER Instruction Sub Salary | 0.00 | 0.00 | 15.00 | 0.00 | 0.00 | -15.00 |
| 10E343 | 1100 | 1200 | 00 000000 | | 0.00 | 0.00 | 0.00 | 0.00 | 0.00 | 0.00 |
| 10E343 | 1100 | 1210 | 00 000000 | | 0.00 | 0.00 | 0.00 | 0.00 | 0.00 | 0.00 |
| 10E470 | 1100 | 1210 | 00 470000 | | 0.00 | 0.00 | 0.00 | 0.00 | 0.00 | 0.00 |
| 10E--- | 1100 | 1--- | -- ----- | | 475,440.00 | 49,420.12 | 138,302.56 | 0.00 | 0.00 | 337,137.44 |
| 10E343 | 1100 | 2100 | 00 000000 | | 0.00 | 0.00 | 0.00 | 0.00 | 0.00 | 0.00 |
| 10E030 | 1100 | 2110 | 00 000000 | Fuel Up 60 TRS | 0.00 | 0.00 | 0.00 | 0.00 | 0.00 | 0.00 |
| 10E060 | 1100 | 2110 | 00 000000 | Fine Arts TRS/THIS/NEC | 0.00 | 0.00 | 0.00 | 0.00 | 0.00 | 0.00 |
| 10E070 | 1100 | 2110 | 00 000000 | 21st Century TRS | 35,000.00 | 3,641.90 | 4,438.65 | 0.00 | 0.00 | 30,561.35 |
| 10E190 | 1100 | 2110 | 00 190000 | Title VI Rural Ed TRS | 0.00 | 0.00 | 0.00 | 0.00 | 0.00 | 0.00 |
| 10E340 | 1100 | 2110 | 00 000000 | | 0.00 | 0.00 | 0.00 | 0.00 | 0.00 | 0.00 |
| 10E340 | 1100 | 2110 | 00 340000 | ESSER Instrustion TRS | 0.00 | 0.00 | 1.69 | 0.00 | 0.00 | -1.69 |
| 10E342 | 1100 | 2110 | 00 000000 | ESSER II Instruction TRS | 0.00 | 0.00 | 0.00 | 0.00 | 0.00 | 0.00 |
| 10E343 | 1100 | 2110 | 00 000000 | ESSER III INSTRUCTION TRS | 56,000.00 | 5,207.48 | 19,869.50 | 0.00 | 0.00 | 36,130.50 |
| 10E470 | 1100 | 2110 | 00 470000 | 21st Century TRS | 0.00 | 171.84 | 893.61 | 0.00 | 0.00 | -893.61 |
| 10E470 | 1100 | 2130 | 00 470000 | | 0.00 | 0.00 | 0.00 | 0.00 | 0.00 | 0.00 |
| 10E070 | 1100 | 2200 | 00 000000 | | 0.00 | 0.00 | 0.00 | 0.00 | 0.00 | 0.00 |
| 10E340 | 1100 | 2200 | 00 000000 | ESSER Instruction Insurance | 0.00 | 0.00 | 0.00 | 0.00 | 0.00 | 0.00 |
| 10E342 | 1100 | 2200 | 00 000000 | ESSER II Insurance Benefit | 0.00 | 0.00 | 0.00 | 0.00 | 0.00 | 0.00 |
| 10E343 | 1100 | 2200 | 00 000000 | ESSER III INSTRUCT. INSURANCE | 27,650.00 | 1,524.16 | 7,616.00 | 0.00 | 0.00 | 20,034.00 |
| 10E343 | 1100 | 2210 | 00 000000 | ESSER III AIDE/ASST INSURANCE | 0.00 | 0.00 | 0.00 | 0.00 | 0.00 | 0.00 |
| 10E--- | 1100 | 2--- | -- ----- | | 118,650.00 | 10,545.38 | 32,819.45 | 0.00 | 0.00 | 85,830.55 |
| 10E060 | 1100 | 3190 | 00 000000 | Fine Arts Pur Serv | 0.00 | 0.00 | 0.00 | 0.00 | 0.00 | 0.00 |

| Account Level | | | | 2023-24 | October 2023-24 | 2023-24 | 2023-24 | Encumbered | 2023-24 | | |
|---------------|------|------|----|-------------|--------------------------------|------------------|---------------|----------------|---------|-----------------|--------------|
| FDTLOC | FUNC | OBJ | SJ | Description | Budget | Monthly Activity | FYTD Activity | Batch Activity | Amount | Available Funds | |
| 10E070 | 1100 | 3190 | 00 | 000000 | 21st Century Student Pur Serv | 18,000.00 | 1,400.75 | 1,777.75 | 0.00 | 0.00 | 16,222.25 |
| 10E340 | 1100 | 3190 | 00 | 340000 | ESSER Purchase Services | 0.00 | 0.00 | 0.00 | 0.00 | 0.00 | 0.00 |
| 10E342 | 1100 | 3190 | 00 | 000000 | ESSER II Purchased Services | 18,000.00 | 0.00 | 16,163.00 | 0.00 | 0.00 | 1,837.00 |
| 10E343 | 1100 | 3190 | 00 | 000000 | ESSER III PURCHASED SERVICES | 19,000.00 | 1,500.00 | 2,780.00 | 0.00 | 100,290.50 | -84,070.50 |
| 10E370 | 1100 | 3190 | 00 | 370000 | Digital Equity Pur Serv | 0.00 | 0.00 | 0.00 | 0.00 | 0.00 | 0.00 |
| 10E470 | 1100 | 3190 | 00 | 470000 | 21st Century Pur Serv | 0.00 | 0.00 | 497.25 | 0.00 | 0.00 | -497.25 |
| 10E680 | 1100 | 3190 | 00 | 680000 | CarrieWinters Math/Sci Pur Ser | 0.00 | 0.00 | 0.00 | 0.00 | 0.00 | 0.00 |
| 10E730 | 1100 | 3190 | 00 | 730000 | JFF Purchased Services | 8,500.00 | 390.00 | 990.00 | 0.00 | 0.00 | 7,510.00 |
| 10E060 | 1100 | 3230 | 00 | 000000 | Fine Art Rep Maint | 0.00 | 0.00 | 0.00 | 0.00 | 0.00 | 0.00 |
| 10E730 | 1100 | 3320 | 00 | 730000 | JFF Travel | 0.00 | 0.00 | 0.00 | 0.00 | 0.00 | 0.00 |
| 10E--- | 1100 | 3--- | -- | ----- | | 63,500.00 | 3,290.75 | 22,208.00 | 0.00 | 100,290.50 | -58,998.50 |
| 10E030 | 1100 | 4100 | 00 | 000000 | Fuel Up 60 Supplies | 0.00 | 0.00 | 0.00 | 0.00 | 0.00 | 0.00 |
| 10E060 | 1100 | 4100 | 00 | 000000 | Fine Arts Supplies | 0.00 | 0.00 | 0.00 | 0.00 | 0.00 | 0.00 |
| 10E070 | 1100 | 4100 | 00 | 000000 | 21st Century supplies | 3,750.00 | 338.53 | 338.53 | 0.00 | 404.04 | 3,007.43 |
| 10E340 | 1100 | 4100 | 00 | 340000 | ESSER Supplies | 0.00 | 0.00 | 0.00 | 0.00 | 0.00 | 0.00 |
| 10E342 | 1100 | 4100 | 00 | 000000 | ESSER II Supplies | 0.00 | 0.00 | 0.00 | 0.00 | 0.00 | 0.00 |
| 10E343 | 1100 | 4100 | 00 | 000000 | ESSER III SUPPLIES | 165,000.00 | 2,931.23 | 12,143.31 | 0.00 | 42,390.07 | 110,466.62 |
| 10E345 | 1100 | 4100 | 00 | 345000 | ARP McKinney Vento Supplies | 1,300.00 | 0.00 | 170.25 | 0.00 | 0.00 | 1,129.75 |
| 10E370 | 1100 | 4100 | 00 | 370000 | Digital Equity - Supplies | 24,495.00 | 0.00 | 0.00 | 0.00 | 24,219.00 | 276.00 |
| 10E470 | 1100 | 4100 | 00 | 470000 | 21st Century Supplies | 0.00 | 0.00 | 0.00 | 0.00 | 500.00 | -500.00 |
| 10E680 | 1100 | 4100 | 00 | 680000 | CarrieWinters Math/Sci Supp | 0.00 | 0.00 | 0.00 | 0.00 | 0.00 | 0.00 |
| 10E730 | 1100 | 4100 | 00 | 730000 | JFF SUPPLIES | 350.00 | 0.00 | 0.00 | 0.00 | 0.00 | 350.00 |
| 10E--- | 1100 | 4--- | -- | ----- | | 194,895.00 | 3,269.76 | 12,652.09 | 0.00 | 67,513.11 | 114,729.80 |
| 10E060 | 1100 | 5500 | 00 | 000000 | Fine Arts Equip | 0.00 | 0.00 | 0.00 | 0.00 | 0.00 | 0.00 |
| 10E190 | 1100 | 5500 | 00 | 190000 | Title VI Rural Ed Equip | 0.00 | 0.00 | 0.00 | 0.00 | 0.00 | 0.00 |
| 10E340 | 1100 | 5500 | 00 | 340000 | ESSER Equipment | 0.00 | 0.00 | 0.00 | 0.00 | 0.00 | 0.00 |
| 10E342 | 1100 | 5500 | 00 | 000000 | ESSER II Equipment | 20,000.00 | 0.00 | 19,999.00 | 0.00 | 0.00 | 1.00 |
| 10E370 | 1100 | 5500 | 00 | 370000 | Digital Equity - Equipment | 0.00 | 0.00 | 0.00 | 0.00 | 0.00 | 0.00 |
| 10E470 | 1100 | 5500 | 00 | 470000 | 21st Century Equip | 0.00 | 0.00 | 0.00 | 0.00 | 0.00 | 0.00 |
| 10E--- | 1100 | 5--- | -- | ----- | | 20,000.00 | 0.00 | 19,999.00 | 0.00 | 0.00 | 1.00 |
| 10E015 | 1105 | 3260 | 00 | 000000 | ELC Postage | 2,500.00 | 0.00 | 0.00 | 0.00 | 0.00 | 2,500.00 |
| 10E--- | 1105 | 3--- | -- | ----- | | 2,500.00 | 0.00 | 0.00 | 0.00 | 0.00 | 2,500.00 |
| 10E015 | 1105 | 4100 | 00 | 000000 | Early Learning Center Supplies | 15,000.00 | 2,022.27 | 3,637.05 | 113.90 | 55.29 | 11,193.76 |
| 10E015 | 1105 | 4700 | 00 | 000000 | Early Learning Center Software | 1,000.00 | 0.00 | 0.00 | 0.00 | 0.00 | 1,000.00 |
| 10E--- | 1105 | 4--- | -- | ----- | | 16,000.00 | 2,022.27 | 3,637.05 | 113.90 | 55.29 | 12,193.76 |
| 10E015 | 1105 | 5500 | 00 | 000000 | Early Learning Center Equipm | 15,000.00 | 928.00 | 10,588.53 | 0.00 | 0.00 | 4,411.47 |
| 10E015 | 1105 | 5500 | 61 | 000000 | ELC Computer Equipment | 10,000.00 | 0.00 | 0.00 | 0.00 | 0.00 | 10,000.00 |
| 10E--- | 1105 | 5--- | -- | ----- | | 25,000.00 | 928.00 | 10,588.53 | 0.00 | 0.00 | 14,411.47 |
| 10E020 | 1110 | 1100 | 00 | 000000 | RCES Teach Sal | 2,365,000.00 | 205,828.47 | 773,226.48 | 0.00 | 0.00 | 1,591,773.52 |
| 10E030 | 1110 | 1100 | 00 | 000000 | WRES Teach Sal | 0.00 | 0.00 | 0.00 | 0.00 | 0.00 | 0.00 |

| Account Level | | | | 2023-24 | October 2023-24 | 2023-24 | 2023-24 | Encumbered | 2023-24 | |
|---------------|------|------|----|-------------|------------------------------|------------------|---------------|----------------|---------|-----------------|
| FDTLOC | FUNC | OBJ | SJ | Description | Budget | Monthly Activity | FYTD Activity | Batch Activity | Amount | Available Funds |
| 10E160 | 1110 | 1100 | 00 | 160000 | Ed Jobs Fund Sal | 0.00 | 0.00 | 0.00 | 0.00 | 0.00 |
| 10E020 | 1110 | 1110 | 00 | 000000 | RCES Aide/TA Sal | 0.00 | 345.97 | 375.97 | 0.00 | -375.97 |
| 10E030 | 1110 | 1110 | 00 | 000000 | WRES Aid/TAR Sal | 0.00 | 0.00 | 0.00 | 0.00 | 0.00 |
| 10E020 | 1110 | 1200 | 00 | 000000 | RCES Sub Teach Sal | 185,000.00 | 15,277.03 | 27,997.06 | 0.00 | 157,002.94 |
| 10E030 | 1110 | 1200 | 00 | 000000 | WRES Sub Teach Sal | 0.00 | 0.00 | 0.00 | 0.00 | 0.00 |
| 10E020 | 1110 | 1210 | 00 | 000000 | RCES Sub Teach Aide Sal | 0.00 | 4,672.50 | 8,662.50 | 0.00 | -8,662.50 |
| 10E--- | 1110 | 1--- | -- | ----- | | 2,550,000.00 | 226,123.97 | 810,262.01 | 0.00 | 1,739,737.99 |
| 10E020 | 1110 | 2110 | 00 | 000000 | RCES TRS | 290,000.00 | 24,204.15 | 90,716.42 | 0.00 | 199,283.58 |
| 10E030 | 1110 | 2110 | 00 | 000000 | WRES TRS | 0.00 | 0.00 | 0.00 | 0.00 | 0.00 |
| 10E160 | 1110 | 2110 | 00 | 160000 | Ed Jobs Fund TRS | 0.00 | 0.00 | 0.00 | 0.00 | 0.00 |
| 10E020 | 1110 | 2130 | 00 | 000000 | RCES | 0.00 | 0.00 | 0.00 | 0.00 | 0.00 |
| 10E020 | 1110 | 2200 | 00 | 000000 | RCES Ins Benefit | 275,000.00 | 25,548.70 | 94,611.56 | 0.00 | 180,388.44 |
| 10E030 | 1110 | 2200 | 00 | 000000 | WRES Ins Ben | 0.00 | 0.00 | 0.00 | 0.00 | 0.00 |
| 10E160 | 1110 | 2200 | 00 | 160000 | Ed Jobs Fund Ben | 0.00 | 0.00 | 0.00 | 0.00 | 0.00 |
| 10E020 | 1110 | 2300 | 00 | 000000 | RCES Tuition Reimbursement | 0.00 | 0.00 | 1,525.00 | 0.00 | -1,525.00 |
| 10E--- | 1110 | 2--- | -- | ----- | | 565,000.00 | 49,752.85 | 186,852.98 | 0.00 | 378,147.02 |
| 10E020 | 1110 | 3190 | 00 | 000000 | RCES Pur Ser Agreements | 35,000.00 | 337.49 | 19,228.51 | 0.00 | 15,771.49 |
| 10E020 | 1110 | 3190 | 12 | 000000 | RCES Music Purchased Service | 0.00 | 0.00 | 174.95 | 0.00 | -174.95 |
| 10E020 | 1110 | 3190 | 31 | 000000 | RCES Stem Purchased Services | 600.00 | 0.00 | 215.88 | 0.00 | 384.12 |
| 10E030 | 1110 | 3190 | 00 | 000000 | WRES Pur Serv | 0.00 | 0.00 | 0.00 | 0.00 | 0.00 |
| 10E670 | 1110 | 3190 | 00 | 000000 | Tiger Safari Pur Serv | 0.00 | 0.00 | 0.00 | 0.00 | 0.00 |
| 10E020 | 1110 | 3230 | 00 | 000000 | RCES Repair/Maintenance | 500.00 | 0.00 | 32.15 | 0.00 | 467.85 |
| 10E020 | 1110 | 3230 | 61 | 000000 | RCES Computer Rep/Maint | 500.00 | 0.00 | 0.00 | 0.00 | 500.00 |
| 10E030 | 1110 | 3230 | 00 | 000000 | WRES Rep.Main | 0.00 | 0.00 | 0.00 | 0.00 | 0.00 |
| 10E030 | 1110 | 3230 | 61 | 000000 | WRES Computer Rep/Maint | 0.00 | 0.00 | 0.00 | 0.00 | 0.00 |
| 10E020 | 1110 | 3240 | 00 | 000000 | RCES Copier Repair | 2,500.00 | 334.00 | 666.00 | 0.00 | 1,334.00 |
| 10E030 | 1110 | 3240 | 00 | 000000 | WRES Copier Rep Maint | 0.00 | 0.00 | 0.00 | 0.00 | 0.00 |
| 10E020 | 1110 | 3260 | 00 | 000000 | RCES Postage | 2,500.00 | 0.00 | 0.00 | 0.00 | 2,500.00 |
| 10E030 | 1110 | 3260 | 00 | 000000 | WRES Postage | 0.00 | 0.00 | 0.00 | 0.00 | 0.00 |
| 10E020 | 1110 | 3320 | 00 | 000000 | RCES Travel | 500.00 | 0.00 | 0.00 | 0.00 | 500.00 |
| 10E030 | 1110 | 3320 | 00 | 000000 | WRES TRAVEL | 0.00 | 0.00 | 0.00 | 0.00 | 0.00 |
| 10E020 | 1110 | 3400 | 00 | 000000 | RCES Internet | 0.00 | 0.00 | 0.00 | 0.00 | 0.00 |
| 10E030 | 1110 | 3400 | 00 | 000000 | WRES Internet | 0.00 | 0.00 | 0.00 | 0.00 | 0.00 |
| 10E--- | 1110 | 3--- | -- | ----- | | 42,100.00 | 671.49 | 20,317.49 | 0.00 | 1,334.00 |
| 10E020 | 1110 | 4100 | 00 | 000000 | RCES Supplies | 60,000.00 | 10,719.10 | 47,505.26 | 0.00 | 1,639.48 |
| 10E020 | 1110 | 4100 | 02 | 000000 | RCES Art Supplies | 7,165.00 | 0.00 | 0.00 | 0.00 | 7,165.00 |
| 10E020 | 1110 | 4100 | 05 | 000000 | RCES Read 180 Supp | 0.00 | 0.00 | 0.00 | 0.00 | 0.00 |
| 10E020 | 1110 | 4100 | 06 | 000000 | RCES Spanish Supplies | 0.00 | 0.00 | 0.00 | 0.00 | 0.00 |
| 10E020 | 1110 | 4100 | 12 | 000000 | RCES Music Supplies | 1,500.00 | 0.00 | 1,215.06 | 0.00 | 35.00 |
| 10E020 | 1110 | 4100 | 13 | 000000 | RCES Science Supp | 5,000.00 | 586.76 | 1,496.73 | 0.00 | 146.17 |

| Account Level | | | | 2023-24 | October 2023-24 | 2023-24 | 2023-24 | Encumbered | 2023-24 | |
|---------------|------|------|----|-------------|----------------------------|------------------|---------------|----------------|---------|-----------------|
| FDTLOC | FUNC | OBJ | SJ | Description | Budget | Monthly Activity | FYTD Activity | Batch Activity | Amount | Available Funds |
| 10E020 | 1110 | 4100 | 31 | 000000 | RCES Stem Supplies | 2,500.00 | 0.00 | 2,166.78 | 0.00 | 333.22 |
| 10E020 | 1110 | 4100 | 50 | 000000 | RCES PE Supplies | 1,500.00 | 0.00 | 1,301.77 | 0.00 | 198.23 |
| 10E020 | 1110 | 4100 | 61 | 000000 | RCES Computer Supplies | 10,000.00 | 541.45 | 13,117.58 | 0.00 | -3,117.58 |
| 10E030 | 1110 | 4100 | 00 | 000000 | WRES Supplies | 0.00 | 0.00 | 0.00 | 0.00 | 0.00 |
| 10E030 | 1110 | 4100 | 02 | 000000 | WRES Art Supp | 0.00 | 0.00 | 0.00 | 0.00 | 0.00 |
| 10E030 | 1110 | 4100 | 12 | 000000 | WRES Music Supp | 0.00 | 0.00 | 0.00 | 0.00 | 0.00 |
| 10E030 | 1110 | 4100 | 50 | 000000 | WRES PE Supp | 0.00 | 0.00 | 0.00 | 0.00 | 0.00 |
| 10E030 | 1110 | 4100 | 61 | 000000 | WRES Computer Supp | 0.00 | 0.00 | 0.00 | 0.00 | 0.00 |
| 10E190 | 1110 | 4100 | 00 | 190000 | Title VI Rural Ed Supp | 0.00 | 0.00 | 0.00 | 0.00 | 0.00 |
| 10E270 | 1110 | 4100 | 00 | 270000 | Title I S&A Supplies | 0.00 | 0.00 | 0.00 | 0.00 | 0.00 |
| 10E670 | 1110 | 4100 | 00 | 670000 | Tiger Safari Supp | 0.00 | 0.00 | 0.00 | 0.00 | 0.00 |
| 10E020 | 1110 | 4110 | 00 | 000000 | RCES Instructional Supp | 0.00 | 0.00 | 2,324.12 | 0.00 | -2,324.12 |
| 10E020 | 1110 | 4130 | 00 | 000000 | RCES ID Badge Supp | 0.00 | 0.00 | 0.00 | 0.00 | 0.00 |
| 10E020 | 1110 | 4200 | 00 | 000000 | RCES New Textbooks | 1,000.00 | 0.00 | 0.00 | 0.00 | 1,000.00 |
| 10E030 | 1110 | 4200 | 00 | 000000 | WRES New Textbooks | 0.00 | 0.00 | 0.00 | 0.00 | 0.00 |
| 10E020 | 1110 | 4210 | 00 | 000000 | RCES Replacement Textbks | 250.00 | 0.00 | 0.00 | 0.00 | 250.00 |
| 10E030 | 1110 | 4210 | 00 | 000000 | WRES Replacement Textbooks | 0.00 | 0.00 | 0.00 | 0.00 | 0.00 |
| 10E020 | 1110 | 4220 | 00 | 000000 | RCES Workbooks | 0.00 | 0.00 | 0.00 | 0.00 | 0.00 |
| 10E030 | 1110 | 4220 | 00 | 000000 | WRES Workbooks | 0.00 | 0.00 | 0.00 | 0.00 | 0.00 |
| 10E020 | 1110 | 4240 | 00 | 000000 | RCES Copier Paper/Toner | 9,000.00 | 564.00 | 3,394.00 | 0.00 | -1,000.00 |
| 10E030 | 1110 | 4240 | 00 | 000000 | WRES Copier Paper/Toner | 0.00 | 0.00 | 0.00 | 0.00 | 0.00 |
| 10E020 | 1110 | 4250 | 00 | 000000 | RCES Copier Parts | 8,000.00 | 926.00 | 1,797.00 | 0.00 | 500.00 |
| 10E030 | 1110 | 4250 | 00 | 000000 | WRES Copier Parts | 0.00 | 0.00 | 0.00 | 0.00 | 0.00 |
| 10E020 | 1110 | 4700 | 00 | 000000 | RCES Software | 10,000.00 | 0.00 | 0.00 | 0.00 | 10,000.00 |
| 10E030 | 1110 | 4700 | 00 | 000000 | WRES Software | 0.00 | 0.00 | 0.00 | 0.00 | 0.00 |
| 10E--- | 1110 | 4--- | -- | ----- | | 115,915.00 | 13,337.31 | 74,318.30 | 0.00 | 27,467.05 |
| 10E020 | 1110 | 5500 | 00 | 000000 | RCES Equipment | 10,000.00 | 0.00 | 0.00 | 0.00 | 10,000.00 |
| 10E020 | 1110 | 5500 | 31 | 000000 | RCES Stem Equipment | 0.00 | 0.00 | 0.00 | 0.00 | 0.00 |
| 10E020 | 1110 | 5500 | 61 | 000000 | RCES Computer Equipment | 1,000.00 | 0.00 | 0.00 | 0.00 | 1,000.00 |
| 10E030 | 1110 | 5500 | 00 | 000000 | WRES Equip | 0.00 | 0.00 | 0.00 | 0.00 | 0.00 |
| 10E030 | 1110 | 5500 | 61 | 000000 | WRES Computer Equip | 0.00 | 0.00 | 0.00 | 0.00 | 0.00 |
| 10E--- | 1110 | 5--- | -- | ----- | | 11,000.00 | 0.00 | 0.00 | 0.00 | 11,000.00 |
| 10E040 | 1120 | 1100 | 00 | 000000 | RCMS Teach Sal | 1,500,000.00 | 122,281.62 | 480,599.40 | 0.00 | 1,019,400.60 |
| 10E160 | 1120 | 1100 | 00 | 160000 | Ed Jobs Fund Sal | 0.00 | 0.00 | 0.00 | 0.00 | 0.00 |
| 10E040 | 1120 | 1110 | 00 | 000000 | RCMS TA/Aide Sal | 55,000.00 | 4,216.32 | 16,540.48 | 0.00 | 38,459.52 |
| 10E040 | 1120 | 1200 | 00 | 000000 | RCMS Sub Teach Sal | 59,000.00 | 2,490.00 | 3,860.00 | 0.00 | 55,140.00 |
| 10E040 | 1120 | 1210 | 00 | 000000 | RCMS Sub TA/Aide Sal | 1,000.00 | 420.00 | 420.00 | 0.00 | 580.00 |
| 10E040 | 1120 | 1400 | 00 | 000000 | Bass Tutoring Salary | 0.00 | 0.00 | 0.00 | 0.00 | 0.00 |
| 10E--- | 1120 | 1--- | -- | ----- | | 1,615,000.00 | 129,407.94 | 501,419.88 | 0.00 | 1,113,580.12 |
| 10E040 | 1120 | 2110 | 00 | 000000 | RCMS TRS | 180,000.00 | 13,856.74 | 54,252.84 | 0.00 | 125,747.16 |

| Account Level | | | | 2023-24 | October 2023-24 | 2023-24 | 2023-24 | Encumbered | 2023-24 | |
|---------------|------|------|----|-------------|--------------------------------|------------------|---------------|----------------|---------|-----------------|
| FDTLOC | FUNC | OBJ | SJ | Description | Budget | Monthly Activity | FYTD Activity | Batch Activity | Amount | Available Funds |
| 10E160 | 1120 | 2110 | 00 | 160000 | Ed Jobs Fund TRS | 0.00 | 0.00 | 0.00 | 0.00 | 0.00 |
| 10E040 | 1120 | 2130 | 00 | 000000 | | 0.00 | 0.00 | 0.00 | 0.00 | 0.00 |
| 10E160 | 1120 | 2130 | 00 | 160000 | | 0.00 | 0.00 | 0.00 | 0.00 | 0.00 |
| 10E040 | 1120 | 2200 | 00 | 000000 | RCMS Ins Benefit | 200,000.00 | 15,207.68 | 61,031.20 | 0.00 | 138,968.80 |
| 10E160 | 1120 | 2200 | 00 | 160000 | Ed Jobs Fund Ben | 0.00 | 0.00 | 0.00 | 0.00 | 0.00 |
| 10E040 | 1120 | 2300 | 00 | 000000 | RCES Tuition Reimbursement | 0.00 | 0.00 | 0.00 | 0.00 | 0.00 |
| 10E--- | 1120 | 2--- | -- | ----- | | 380,000.00 | 29,064.42 | 115,284.04 | 0.00 | 264,715.96 |
| 10E040 | 1120 | 3190 | 00 | 000000 | RCMS Pur Serv Agreements | 14,400.00 | 149.00 | 4,776.17 | 595.00 | 9,028.83 |
| 10E040 | 1120 | 3190 | 05 | 000000 | RCMS Lang Arts Purchase Servic | 0.00 | 0.00 | 0.00 | 0.00 | 0.00 |
| 10E040 | 1120 | 3190 | 11 | 000000 | RCMS Math Pur Serv | 0.00 | 0.00 | 0.00 | 0.00 | 0.00 |
| 10E040 | 1120 | 3190 | 61 | 000000 | RCMS Comp Pur Serv | 0.00 | 0.00 | 0.00 | 0.00 | 0.00 |
| 10E730 | 1120 | 3190 | 00 | 730000 | JFF Tech Pur Serv | 0.00 | 0.00 | 0.00 | 0.00 | 0.00 |
| 10E040 | 1120 | 3230 | 00 | 000000 | RCMS Repair/Maintenance | 1,000.00 | 0.00 | 184.75 | 0.00 | 815.25 |
| 10E040 | 1120 | 3230 | 12 | 000000 | RCMS Band Repair/Maintenance | 1,600.00 | 0.00 | 0.00 | 0.00 | 1,600.00 |
| 10E040 | 1120 | 3230 | 61 | 000000 | RCMS Computer Rep/Maint | 1,500.00 | 0.00 | 0.00 | 0.00 | 1,500.00 |
| 10E040 | 1120 | 3240 | 00 | 000000 | RCMS Copier Repair ONLY | 500.00 | 0.00 | 0.00 | 0.00 | 500.00 |
| 10E040 | 1120 | 3260 | 00 | 000000 | RCMS Postage | 1,500.00 | 0.00 | 0.00 | 0.00 | 1,500.00 |
| 10E040 | 1120 | 3320 | 00 | 000000 | RCMS Travel | 100.00 | 0.00 | 0.00 | 0.00 | 100.00 |
| 10E040 | 1120 | 3400 | 00 | 000000 | RCMS Internet | 0.00 | 0.00 | 0.00 | 0.00 | 0.00 |
| 10E--- | 1120 | 3--- | -- | ----- | | 20,600.00 | 149.00 | 4,960.92 | 595.00 | 15,044.08 |
| 10E040 | 1120 | 4100 | 00 | 000000 | RCMS Gen Classroom Supp | 3,500.00 | 282.98 | 504.82 | 529.95 | 2,465.23 |
| 10E040 | 1120 | 4100 | 02 | 000000 | RCMS Art Supplies | 2,000.00 | 471.88 | 471.88 | 0.00 | 1,155.00 |
| 10E040 | 1120 | 4100 | 05 | 000000 | RCMS Lang Art Supp | 650.00 | 0.00 | 109.89 | 0.00 | 540.11 |
| 10E040 | 1120 | 4100 | 08 | 000000 | RCMS Health Class Supp | 150.00 | 0.00 | 0.00 | 0.00 | 150.00 |
| 10E040 | 1120 | 4100 | 10 | 000000 | RCMS Enrichment Class Supplies | 250.00 | 0.00 | 0.00 | 0.00 | 250.00 |
| 10E040 | 1120 | 4100 | 11 | 000000 | RCMS Math Supplies | 1,000.00 | 0.00 | 0.00 | 0.00 | 1,000.00 |
| 10E040 | 1120 | 4100 | 12 | 000000 | RCMS Band Supp | 2,400.00 | 0.00 | 2,400.00 | 0.00 | 0.00 |
| 10E040 | 1120 | 4100 | 13 | 000000 | RCMS Science Supplies | 2,000.00 | 171.28 | 171.28 | 442.08 | 1,386.64 |
| 10E040 | 1120 | 4100 | 15 | 000000 | RCMS Social Studies Supp | 1,000.00 | 0.00 | 35.99 | 0.00 | 964.01 |
| 10E040 | 1120 | 4100 | 50 | 000000 | RCMS PE Supplies | 1,300.00 | 0.00 | 0.00 | 0.00 | 1,300.00 |
| 10E040 | 1120 | 4100 | 61 | 000000 | RCMS Computer Supplies | 2,500.00 | 171.70 | 522.03 | 279.98 | 1,697.99 |
| 10E040 | 1120 | 4100 | 80 | 000000 | RCMS Chorus Supp | 0.00 | 0.00 | 0.00 | 0.00 | 0.00 |
| 10E120 | 1120 | 4100 | 00 | 120000 | Laptop Grant Instruc Supplies | 0.00 | 0.00 | 0.00 | 0.00 | 0.00 |
| 10E170 | 1120 | 4100 | 00 | 170000 | NCTM Math Supp | 0.00 | 0.00 | 0.00 | 0.00 | 0.00 |
| 10E730 | 1120 | 4100 | 00 | 730000 | JFF Tech Supp | 0.00 | 0.00 | 0.00 | 0.00 | 0.00 |
| 10E040 | 1120 | 4110 | 00 | 000000 | RCMS Intergraded Supp | 0.00 | 0.00 | 0.00 | 0.00 | 0.00 |
| 10E040 | 1120 | 4120 | 00 | 000000 | RCMS Read 180 Supplies | 0.00 | 0.00 | 0.00 | 0.00 | 0.00 |
| 10E040 | 1120 | 4130 | 00 | 000000 | RCMS ID Badge Supplies | 0.00 | 0.00 | 0.00 | 0.00 | 0.00 |
| 10E040 | 1120 | 4200 | 00 | 000000 | RCMS New Textbooks | 0.00 | 0.00 | 0.00 | 0.00 | 0.00 |
| 10E040 | 1120 | 4210 | 00 | 000000 | RCMS Replace Textbooks | 1,500.00 | 0.00 | 0.00 | 0.00 | 1,500.00 |

| Account Level | | | | 2023-24 | October 2023-24 | 2023-24 | 2023-24 | Encumbered | 2023-24 | | |
|---------------|------|------|----|-------------|--------------------------|------------------|---------------|----------------|---------|-----------------|-----------|
| FDTLOC | FUNC | OBJ | SJ | Description | Budget | Monthly Activity | FYTD Activity | Batch Activity | Amount | Available Funds | |
| 10E040 | 1120 | 4220 | 00 | 000000 | RCMS Workbooks | 0.00 | 0.00 | 0.00 | 0.00 | 0.00 | |
| 10E040 | 1120 | 4230 | 00 | 000000 | RCMS A.R. Books | 0.00 | 0.00 | 0.00 | 0.00 | 0.00 | |
| 10E040 | 1120 | 4240 | 00 | 000000 | RCMS Copier Riso Ppr/Tnr | 5,000.00 | 207.00 | 1,495.00 | 0.00 | 3,505.00 | |
| 10E040 | 1120 | 4700 | 00 | 000000 | RCMS Software | 2,500.00 | 0.00 | 0.00 | 0.00 | 2,500.00 | |
| 10E120 | 1120 | 4700 | 00 | 120000 | Laptop Grant Software | 0.00 | 0.00 | 0.00 | 0.00 | 0.00 | |
| 10E040 | 1120 | 4900 | 00 | 000000 | RCMS PE Locks | 0.00 | 0.00 | 0.00 | 0.00 | 0.00 | |
| 10E040 | 1120 | 4910 | 00 | 000000 | RCMS PE Uniforms | 7,500.00 | 550.00 | 7,498.00 | 0.00 | 2.00 | |
| 10E--- | 1120 | 4--- | -- | ----- | | 33,250.00 | 1,854.84 | 13,208.89 | 373.12 | 1,252.01 | 18,415.98 |
| 10E040 | 1120 | 5500 | 00 | 000000 | RCMS Equipment | 6,000.00 | 0.00 | 0.00 | 0.00 | 6,000.00 | |
| 10E040 | 1120 | 5500 | 50 | 000000 | RCMS PE Equipment | 0.00 | 0.00 | 0.00 | 0.00 | 0.00 | |
| 10E040 | 1120 | 5500 | 61 | 000000 | RCMS Computer Equipment | 2,000.00 | 3,546.19 | 3,546.19 | 0.00 | -1,546.19 | |
| 10E040 | 1120 | 5500 | 80 | 000000 | RCMS Band & Chorus Equip | 2,400.00 | 0.00 | 2,400.00 | 0.00 | 0.00 | |
| 10E120 | 1120 | 5500 | 00 | 120000 | Laptop Grant Equipment | 0.00 | 0.00 | 0.00 | 0.00 | 0.00 | |
| 10E730 | 1120 | 5500 | 00 | 730000 | JFF Tech Equip | 0.00 | 0.00 | 0.00 | 0.00 | 0.00 | |
| 10E--- | 1120 | 5--- | -- | ----- | | 10,400.00 | 3,546.19 | 5,946.19 | 0.00 | 4,453.81 | |
| 10E110 | 1125 | 1100 | 00 | 110000 | Pre K Teacher Salary | 0.00 | 0.00 | 0.00 | 0.00 | 0.00 | |
| 10E210 | 1125 | 1100 | 00 | 210000 | Roe Pre K Teach Salary | 0.00 | 0.00 | 0.00 | 0.00 | 0.00 | |
| 10E510 | 1125 | 1100 | 00 | 510000 | Pre K Teacher Salary | 224,538.00 | 18,711.58 | 70,616.92 | 0.00 | 153,921.08 | |
| 10E110 | 1125 | 1110 | 00 | 110000 | Pre K Aide Salary | 0.00 | 4,739.52 | 9,104.04 | 0.00 | -9,104.04 | |
| 10E210 | 1125 | 1110 | 00 | 210000 | ROE Pre K Aide Salary | 0.00 | 0.00 | 0.00 | 0.00 | 0.00 | |
| 10E510 | 1125 | 1110 | 00 | 510000 | Pre K Aide Salary | 133,377.00 | 5,127.94 | 25,323.71 | 0.00 | 108,053.29 | |
| 10E110 | 1125 | 1200 | 00 | 110000 | Pre K Sub Teach Salary | 0.00 | 0.00 | 0.00 | 0.00 | 0.00 | |
| 10E210 | 1125 | 1200 | 00 | 210000 | ROE Pre K Sub Teach Sal | 0.00 | 0.00 | 0.00 | 0.00 | 0.00 | |
| 10E510 | 1125 | 1200 | 00 | 510000 | Pre K Sub Teach Salary | 4,200.00 | 375.00 | 375.00 | 0.00 | 3,825.00 | |
| 10E110 | 1125 | 1210 | 00 | 110000 | Pre K Sub Aide Salary | 0.00 | 269.50 | 532.00 | 0.00 | -532.00 | |
| 10E210 | 1125 | 1210 | 00 | 210000 | ROE Pre K Sub Aide Sal | 0.00 | 0.00 | 0.00 | 0.00 | 0.00 | |
| 10E510 | 1125 | 1210 | 00 | 510000 | Pre K Sub Aide Salary | 4,200.00 | 105.00 | 105.00 | 0.00 | 4,095.00 | |
| 10E--- | 1125 | 1--- | -- | ----- | | 366,315.00 | 29,328.54 | 106,056.67 | 0.00 | 260,258.33 | |
| 10E110 | 1125 | 2110 | 00 | 110000 | Pre K TRS | 0.00 | 0.00 | 0.00 | 0.00 | 0.00 | |
| 10E210 | 1125 | 2110 | 00 | 210000 | ROE Pre K TRS | 0.00 | 0.00 | 0.00 | 0.00 | 0.00 | |
| 10E510 | 1125 | 2110 | 00 | 510000 | Pre K TRS | 24,702.00 | 2,490.89 | 9,450.87 | 0.00 | 15,251.13 | |
| 10E110 | 1125 | 2130 | 00 | 110000 | | 0.00 | 0.00 | 0.00 | 0.00 | 0.00 | |
| 10E210 | 1125 | 2130 | 00 | 210000 | | 0.00 | 0.00 | 0.00 | 0.00 | 0.00 | |
| 10E110 | 1125 | 2200 | 00 | 110000 | Pre K Ins Ben | 0.00 | 760.96 | 1,521.92 | 0.00 | -1,521.92 | |
| 10E210 | 1125 | 2200 | 00 | 210000 | ROE Pre K Ins Ben | 0.00 | 0.00 | 0.00 | 0.00 | 0.00 | |
| 10E510 | 1125 | 2200 | 00 | 510000 | Pre K Ins Ben | 83,000.00 | 5,320.96 | 19,767.68 | 0.00 | 63,232.32 | |
| 10E--- | 1125 | 2--- | -- | ----- | | 107,702.00 | 8,572.81 | 30,740.47 | 0.00 | 76,961.53 | |
| 10E110 | 1125 | 3190 | 00 | 110000 | Pre K Pur Serv | 0.00 | 0.00 | 0.00 | 0.00 | 0.00 | |
| 10E510 | 1125 | 3190 | 00 | 510000 | Pre K Pur Serv | 1,990.00 | 0.00 | 1,990.00 | 0.00 | 0.00 | |
| 10E--- | 1125 | 3--- | -- | ----- | | 1,990.00 | 0.00 | 1,990.00 | 0.00 | 0.00 | |

| Account Level | | | | 2023-24 | October 2023-24 | 2023-24 | 2023-24 | Encumbered | 2023-24 | |
|---------------|------|------|----|-------------|------------------------------|------------------|---------------|----------------|----------|-----------------|
| FDTLOC | FUNC | OBJ | SJ | Description | Budget | Monthly Activity | FYTD Activity | Batch Activity | Amount | Available Funds |
| 10E110 | 1125 | 4100 | 00 | 110000 | Pre K Supplies | 0.00 | 0.00 | 0.00 | 1,034.97 | -1,034.97 |
| 10E210 | 1125 | 4100 | 00 | 210000 | ROE Pre K Supplies | 0.00 | 0.00 | 0.00 | 0.00 | 0.00 |
| 10E510 | 1125 | 4100 | 00 | 510000 | Pre K Supplies | 4,000.00 | 321.20 | 1,612.45 | 21.71 | 2,365.84 |
| 10E--- | 1125 | 4--- | -- | ----- | 4,000.00 | 321.20 | 1,612.45 | 0.00 | 1,056.68 | 1,330.87 |
| 10E110 | 1125 | 5500 | 00 | 110000 | Pre K Equip | 0.00 | 0.00 | 0.00 | 0.00 | 0.00 |
| 10E510 | 1125 | 5500 | 00 | 510000 | Pre K Equip | 2,475.00 | 1,824.00 | 1,824.00 | 0.00 | 651.00 |
| 10E--- | 1125 | 5--- | -- | ----- | 2,475.00 | 1,824.00 | 1,824.00 | 0.00 | 0.00 | 651.00 |
| 10E110 | 1125 | 6900 | 00 | 110000 | Refund of PreK Proceeds | 0.00 | 0.00 | 0.00 | 0.00 | 0.00 |
| 10E510 | 1125 | 6900 | 00 | 510000 | Refund of PreK Proceeds | 0.00 | 0.00 | 0.00 | 0.00 | 0.00 |
| 10E--- | 1125 | 6--- | -- | ----- | 0.00 | 0.00 | 0.00 | 0.00 | 0.00 | 0.00 |
| 10E050 | 1130 | 1100 | 00 | 000000 | RCHS Teacher Salary | 1,650,000.00 | 134,222.90 | 543,801.58 | 0.00 | 1,106,198.42 |
| 10E160 | 1130 | 1100 | 00 | 160000 | Ed Jobs Fund Sal | 0.00 | 0.00 | 0.00 | 0.00 | 0.00 |
| 10E050 | 1130 | 1110 | 00 | 000000 | RCHS Aide/Asst Sal | 28,000.00 | 2,693.60 | 5,387.20 | 0.00 | 22,612.80 |
| 10E050 | 1130 | 1200 | 00 | 000000 | RCHS Sub Teach Sal | 55,000.00 | 9,356.32 | 15,702.64 | 0.00 | 39,297.36 |
| 10E050 | 1130 | 1210 | 00 | 000000 | RCHS Sub Aide/Asst Sal | 0.00 | 0.00 | 0.00 | 0.00 | 0.00 |
| 10E050 | 1130 | 1300 | 00 | 000000 | RCHS Remedial Tutoring | 0.00 | 0.00 | 0.00 | 0.00 | 0.00 |
| 10E--- | 1130 | 1--- | -- | ----- | 1,733,000.00 | 146,272.82 | 564,891.42 | 0.00 | 0.00 | 1,168,108.58 |
| 10E050 | 1130 | 2110 | 00 | 000000 | RCHS Teach TRS | 175,000.00 | 15,315.42 | 61,531.64 | 0.00 | 113,468.36 |
| 10E160 | 1130 | 2110 | 00 | 160000 | Ed Jobs Fund TRS | 0.00 | 0.00 | 0.00 | 0.00 | 0.00 |
| 10E050 | 1130 | 2200 | 00 | 000000 | RCHS Ins Benefit | 230,000.00 | 15,968.48 | 64,628.96 | 0.00 | 165,371.04 |
| 10E160 | 1130 | 2200 | 00 | 160000 | Ed Jobs Fund Ben | 0.00 | 0.00 | 0.00 | 0.00 | 0.00 |
| 10E050 | 1130 | 2300 | 00 | 000000 | RCES Tuition Reimbursement | 0.00 | 0.00 | 0.00 | 0.00 | 0.00 |
| 10E--- | 1130 | 2--- | -- | ----- | 405,000.00 | 31,283.90 | 126,160.60 | 0.00 | 0.00 | 278,839.40 |
| 10E050 | 1130 | 3190 | 00 | 000000 | RCHS Purchase Serv | 25,000.00 | 149.00 | 149.00 | 0.00 | 24,851.00 |
| 10E050 | 1130 | 3190 | 06 | 000000 | RCHS Foreign Lang P/S | 845.00 | 0.00 | 1,982.40 | 0.00 | -1,137.40 |
| 10E050 | 1130 | 3190 | 11 | 000000 | HS Math Purchased Services | 0.00 | 0.00 | 475.00 | 0.00 | -475.00 |
| 10E050 | 1130 | 3190 | 12 | 000000 | RCHS Vocal Music Pur Ser | 1,500.00 | 0.00 | 0.00 | 1,051.98 | 448.02 |
| 10E050 | 1130 | 3190 | 13 | 000000 | RCHS Science Pur Serv | 95.00 | 0.00 | 0.00 | 0.00 | 95.00 |
| 10E050 | 1130 | 3190 | 50 | 000000 | RCHS PE Purchase Serv | 0.00 | 0.00 | 0.00 | 0.00 | 0.00 |
| 10E050 | 1130 | 3190 | 60 | 000000 | RCHS Ren Scholarship | 1,000.00 | 0.00 | 0.00 | 0.00 | 1,000.00 |
| 10E050 | 1130 | 3190 | 80 | 000000 | RCHS Instr Music Pur Ser | 6,025.00 | 0.00 | 3,892.63 | 425.00 | 1,707.37 |
| 10E290 | 1130 | 3190 | 00 | 290000 | JFF Bio Med Purchase Service | 0.00 | 0.00 | 0.00 | 0.00 | 0.00 |
| 10E050 | 1130 | 3230 | 00 | 000000 | RCHS Repair/Maint | 750.00 | 0.00 | 0.00 | 0.00 | 750.00 |
| 10E050 | 1130 | 3230 | 02 | 000000 | RCHS Art Rep/Maint | 0.00 | 0.00 | 0.00 | 0.00 | 0.00 |
| 10E050 | 1130 | 3230 | 13 | 000000 | RCHS Science Rep/Maint | 500.00 | 0.00 | 0.00 | 0.00 | 500.00 |
| 10E050 | 1130 | 3230 | 61 | 000000 | RCHS Computer Rep/Maint | 2,000.00 | 239.00 | 239.00 | 0.00 | 1,761.00 |
| 10E050 | 1130 | 3230 | 80 | 000000 | RCHS Instr Mus Rep/Maint | 3,355.00 | 0.00 | 500.00 | 2,855.00 | 0.00 |
| 10E050 | 1130 | 3240 | 00 | 000000 | RCHS Copier Repair Only | 2,000.00 | 44.00 | 150.00 | 0.00 | 1,850.00 |
| 10E050 | 1130 | 3260 | 00 | 000000 | RCHS Postage | 4,000.00 | 0.00 | 0.00 | 0.00 | 4,000.00 |
| 10E050 | 1130 | 3310 | 80 | 000000 | RCHS Summer Band Trip | 1,300.00 | 0.00 | 0.00 | 0.00 | 1,300.00 |

| Account Level | | | | 2023-24 | October 2023-24 | 2023-24 | 2023-24 | Encumbered | 2023-24 | |
|---------------|------|------|-----------|--------------------------------|-----------------|------------------|---------------|----------------|----------|-----------------|
| FDTLOC | FUNC | OBJ | SJ | Description | Budget | Monthly Activity | FYTD Activity | Batch Activity | Amount | Available Funds |
| 10E050 | 1130 | 3320 | 00 000000 | RCHS Travel | 2,000.00 | 0.00 | 0.00 | 0.00 | 1,250.00 | 750.00 |
| 10E050 | 1130 | 3320 | 12 000000 | RCHS Vocal Travel | 200.00 | 0.00 | 0.00 | 0.00 | 0.00 | 200.00 |
| 10E050 | 1130 | 3320 | 80 000000 | RCHS Band Travel | 1,100.00 | 0.00 | 0.00 | 0.00 | 0.00 | 1,100.00 |
| 10E050 | 1130 | 3400 | 00 000000 | RCHS Internet | 0.00 | 0.00 | 0.00 | 0.00 | 0.00 | 0.00 |
| 10E--- | 1130 | 3--- | -- ----- | | 51,670.00 | 432.00 | 7,388.03 | 0.00 | 5,581.98 | 38,699.99 |
| 10E050 | 1130 | 4100 | 00 000000 | RCHS Gen Clsrm Supplies | 10,000.00 | 110.00 | 3,039.60 | 0.00 | 0.00 | 6,960.40 |
| 10E050 | 1130 | 4100 | 02 000000 | RCHS Art Supplies | 5,400.00 | 142.13 | 1,702.92 | 0.00 | 3,729.16 | -32.08 |
| 10E050 | 1130 | 4100 | 04 000000 | RCHS Yearbook Supplies | 1,500.00 | 0.00 | 0.00 | 0.00 | 0.00 | 1,500.00 |
| 10E050 | 1130 | 4100 | 05 000000 | RCHS Drama | 800.00 | 0.00 | 428.26 | 0.00 | 0.00 | 371.74 |
| 10E050 | 1130 | 4100 | 06 000000 | RCHS Foreign Lang Supp | 155.00 | 0.00 | 160.40 | 0.00 | 3.68 | -9.08 |
| 10E050 | 1130 | 4100 | 08 000000 | RCHS Health Supplies | 245.00 | 0.00 | 0.00 | 0.00 | 0.00 | 245.00 |
| 10E050 | 1130 | 4100 | 11 000000 | RCHS Math Supplies | 2,900.00 | 67.09 | 495.22 | 0.00 | 975.27 | 1,429.51 |
| 10E050 | 1130 | 4100 | 12 000000 | RCHS Vocal Music Supp | 1,200.00 | 0.00 | 761.08 | 0.00 | 385.92 | 53.00 |
| 10E050 | 1130 | 4100 | 13 000000 | RCHS Science Supplies | 6,350.00 | 260.97 | 1,278.19 | 0.00 | 502.00 | 4,569.81 |
| 10E050 | 1130 | 4100 | 15 000000 | RCHS Social Studies Supp | 1,215.00 | 0.00 | 606.34 | 0.00 | 0.00 | 608.66 |
| 10E050 | 1130 | 4100 | 28 000000 | RCHS Communications Supp | 810.00 | 46.25 | 130.37 | 0.00 | 985.12 | -305.49 |
| 10E050 | 1130 | 4100 | 50 000000 | RCHS PE Supplies | 3,000.00 | 188.33 | 891.97 | 0.00 | 9.00 | 2,099.03 |
| 10E050 | 1130 | 4100 | 60 000000 | RCHS Renaissance Supp | 3,500.00 | 0.00 | 0.00 | 0.00 | 0.00 | 3,500.00 |
| 10E050 | 1130 | 4100 | 61 000000 | RCHS Computer Supplies | 5,000.00 | 1,166.14 | 2,918.11 | 0.00 | 0.00 | 2,081.89 |
| 10E050 | 1130 | 4100 | 80 000000 | RCHS Instrum Music Supp | 1,215.00 | 0.00 | 1,506.79 | 0.00 | 0.00 | -291.79 |
| 10E050 | 1130 | 4100 | 90 000000 | RCHS Transition | 0.00 | 0.00 | 0.00 | 0.00 | 0.00 | 0.00 |
| 10E290 | 1130 | 4100 | 00 290000 | JFF Bio Med | 0.00 | 0.00 | 0.00 | 0.00 | 0.00 | 0.00 |
| 10E050 | 1130 | 4120 | 00 000000 | RCHS Read 180 Supplies | 0.00 | 0.00 | 0.00 | 0.00 | 0.00 | 0.00 |
| 10E050 | 1130 | 4130 | 00 000000 | RCHS ID Badge Supplies | 0.00 | 0.00 | 0.00 | 0.00 | 0.00 | 0.00 |
| 10E050 | 1130 | 4140 | 00 000000 | RCHS Temp Badge Supp | 0.00 | 0.00 | 0.00 | 0.00 | 0.00 | 0.00 |
| 10E050 | 1130 | 4200 | 00 000000 | RCHS New Textbooks | 5,000.00 | 0.00 | 0.00 | 0.00 | 951.42 | 4,048.58 |
| 10E050 | 1130 | 4210 | 00 000000 | RCHS Replacement Textbks | 1,500.00 | 0.00 | 0.00 | 0.00 | 0.00 | 1,500.00 |
| 10E050 | 1130 | 4220 | 00 000000 | RCHS Workbooks | 5,000.00 | 0.00 | 0.00 | 0.00 | 0.00 | 5,000.00 |
| 10E050 | 1130 | 4240 | 00 000000 | RCHS Copier Paper/Toner | 2,000.00 | 0.00 | 0.00 | 0.00 | 0.00 | 2,000.00 |
| 10E050 | 1130 | 4400 | 06 000000 | RCHS Foreign Language Subscrpt | 0.00 | 0.00 | 0.00 | 0.00 | 0.00 | 0.00 |
| 10E050 | 1130 | 4700 | 00 000000 | RCHS Software | 2,500.00 | 0.00 | 0.00 | 0.00 | 0.00 | 2,500.00 |
| 10E050 | 1130 | 4900 | 00 000000 | RCHS Student Locks | 0.00 | 0.00 | 0.00 | 0.00 | 0.00 | 0.00 |
| 10E050 | 1130 | 4910 | 00 000000 | RCHS PE Uniforms | 9,550.00 | 0.00 | 6,130.00 | 0.00 | 0.00 | 3,420.00 |
| 10E--- | 1130 | 4--- | -- ----- | | 68,840.00 | 1,980.91 | 20,049.25 | 0.00 | 7,541.57 | 41,249.18 |
| 10E050 | 1130 | 5500 | 00 000000 | RCHS Equipment | 10,000.00 | 0.00 | 7,231.00 | 0.00 | 0.00 | 2,769.00 |
| 10E050 | 1130 | 5500 | 02 000000 | RCHS Art Equipment | 2,500.00 | 0.00 | 0.00 | 0.00 | 0.00 | 2,500.00 |
| 10E050 | 1130 | 5500 | 61 000000 | RCHS Computer Equipment | 2,000.00 | 1,719.00 | 1,719.00 | 0.00 | 0.00 | 281.00 |
| 10E050 | 1130 | 5500 | 80 000000 | RCHS Instru Music Equipment | 3,125.00 | 0.00 | 1,674.00 | 0.00 | 2,048.00 | -597.00 |
| 10E--- | 1130 | 5--- | -- ----- | | 17,625.00 | 1,719.00 | 10,624.00 | 0.00 | 2,048.00 | 4,953.00 |
| 10E570 | 1140 | 1110 | 00 570000 | Reading Improv TA Sal | 0.00 | 0.00 | 0.00 | 0.00 | 0.00 | 0.00 |

| Account Level | | | | 2023-24 | October 2023-24 | 2023-24 | 2023-24 | Encumbered | 2023-24 | |
|---------------|------|------|----|-------------|--------------------------------|------------------|---------------|----------------|---------|-----------------|
| FDTLOC | FUNC | OBJ | SJ | Description | Budget | Monthly Activity | FYTD Activity | Batch Activity | Amount | Available Funds |
| 10E--- | 1140 | 1--- | -- | ----- | 0.00 | 0.00 | 0.00 | 0.00 | 0.00 | 0.00 |
| 10E570 | 1140 | 2200 | 00 | 570000 | Reading Improv Ins Ben Prior | 0.00 | 0.00 | 0.00 | 0.00 | 0.00 |
| 10E--- | 1140 | 2--- | -- | ----- | 0.00 | 0.00 | 0.00 | 0.00 | 0.00 | 0.00 |
| 10E570 | 1140 | 4200 | 00 | 570000 | Reading Improv Books | 0.00 | 0.00 | 0.00 | 0.00 | 0.00 |
| 10E--- | 1140 | 4--- | -- | ----- | 0.00 | 0.00 | 0.00 | 0.00 | 0.00 | 0.00 |
| 10E330 | 1170 | 1100 | 00 | 330000 | Title II Teach Qual Salary | 12,500.00 | 0.00 | 12,203.68 | 0.00 | 296.32 |
| 10E530 | 1170 | 1100 | 00 | 530000 | Title II Teach Sal | 75,000.00 | 6,427.34 | 12,854.68 | 0.00 | 62,145.32 |
| 10E330 | 1170 | 1200 | 00 | 330000 | Title II sub salary | 0.00 | 0.00 | 0.00 | 0.00 | 0.00 |
| 10E530 | 1170 | 1200 | 00 | 530000 | Title II sub salary | 0.00 | 240.00 | 430.00 | 0.00 | -430.00 |
| 10E--- | 1170 | 1--- | -- | ----- | 87,500.00 | 6,667.34 | 25,488.36 | 0.00 | 0.00 | 62,011.64 |
| 10E330 | 1170 | 2110 | 00 | 330000 | Title II Teach Qual TRS | 1,500.00 | 0.00 | 1,374.58 | 0.00 | 125.42 |
| 10E530 | 1170 | 2110 | 00 | 530000 | Title II Teach TRS | 17,500.00 | 1,473.98 | 2,945.71 | 0.00 | 14,554.29 |
| 10E330 | 1170 | 2200 | 00 | 330000 | Title II Teach Qual Ins Benefi | 3,100.00 | 0.00 | 1,521.92 | 0.00 | 1,578.08 |
| 10E530 | 1170 | 2200 | 00 | 530000 | Title II Ins Ben | 18,300.00 | 1.92 | 3.84 | 0.00 | 18,296.16 |
| 10E--- | 1170 | 2--- | -- | ----- | 40,400.00 | 1,475.90 | 5,846.05 | 0.00 | 0.00 | 34,553.95 |
| 10E710 | 1180 | 3190 | 00 | 710000 | Elementary Careers Purchase Se | 0.00 | 0.00 | 0.00 | 0.00 | 0.00 |
| 10E--- | 1180 | 3--- | -- | ----- | 0.00 | 0.00 | 0.00 | 0.00 | 0.00 | 0.00 |
| 10E710 | 1180 | 4100 | 00 | 710000 | Elementary Career Supplies | 2,500.00 | 0.00 | 0.00 | 0.00 | 2,500.00 |
| 10E--- | 1180 | 4--- | -- | ----- | 2,500.00 | 0.00 | 0.00 | 0.00 | 0.00 | 2,500.00 |
| 10E140 | 1203 | 1100 | 00 | 140000 | EMH Teacher Sal | 0.00 | 0.00 | 0.00 | 0.00 | 0.00 |
| 10E140 | 1203 | 1110 | 00 | 140000 | EMH Aide/Asst Sal | 0.00 | 0.00 | 0.00 | 0.00 | 0.00 |
| 10E140 | 1203 | 1200 | 00 | 140000 | EMH Sub Teach Sal | 0.00 | 0.00 | 0.00 | 0.00 | 0.00 |
| 10E140 | 1203 | 1210 | 00 | 140000 | EMH Sub Aide/Asst Sal | 0.00 | 0.00 | 0.00 | 0.00 | 0.00 |
| 10E--- | 1203 | 1--- | -- | ----- | 0.00 | 0.00 | 0.00 | 0.00 | 0.00 | 0.00 |
| 10E140 | 1203 | 2110 | 00 | 140000 | EMH Teacher TRS | 0.00 | 0.00 | 0.00 | 0.00 | 0.00 |
| 10E140 | 1203 | 2200 | 00 | 140000 | EMH Insurance Ben | 0.00 | 0.00 | 0.00 | 0.00 | 0.00 |
| 10E--- | 1203 | 2--- | -- | ----- | 0.00 | 0.00 | 0.00 | 0.00 | 0.00 | 0.00 |
| 10E920 | 1203 | 3320 | 00 | 920000 | EMH Travel | 0.00 | 0.00 | 0.00 | 0.00 | 0.00 |
| 10E--- | 1203 | 3--- | -- | ----- | 0.00 | 0.00 | 0.00 | 0.00 | 0.00 | 0.00 |
| 10E920 | 1203 | 4100 | 00 | 920000 | EMH Supplies | 0.00 | 0.00 | 0.00 | 0.00 | 0.00 |
| 10E920 | 1203 | 4200 | 00 | 920000 | EMH Textbks | 0.00 | 0.00 | 0.00 | 0.00 | 0.00 |
| 10E920 | 1203 | 4220 | 00 | 920000 | EMH Workbooks | 0.00 | 0.00 | 0.00 | 0.00 | 0.00 |
| 10E--- | 1203 | 4--- | -- | ----- | 0.00 | 0.00 | 0.00 | 0.00 | 0.00 | 0.00 |
| 10E920 | 1203 | 5500 | 00 | 920000 | EMH Equipment | 0.00 | 0.00 | 0.00 | 0.00 | 0.00 |
| 10E--- | 1203 | 5--- | -- | ----- | 0.00 | 0.00 | 0.00 | 0.00 | 0.00 | 0.00 |
| 10E140 | 1204 | 1110 | 00 | 140000 | Prsnl Aide/Asst Sal | 295,000.00 | 25,605.54 | 73,134.45 | 0.00 | 221,865.55 |
| 10E140 | 1204 | 1200 | 00 | 140000 | | 0.00 | 0.00 | 0.00 | 0.00 | 0.00 |
| 10E140 | 1204 | 1210 | 00 | 140000 | Prsnl Aide/Ast Sub Sal | 10,000.00 | 1,711.50 | 2,168.25 | 0.00 | 7,831.75 |
| 10E--- | 1204 | 1--- | -- | ----- | 305,000.00 | 27,317.04 | 75,302.70 | 0.00 | 0.00 | 229,697.30 |
| 10E140 | 1204 | 2110 | 00 | 140000 | Prsnl Aide/Ast TRS | 0.00 | 0.00 | 0.00 | 0.00 | 0.00 |

| Account Level | | | | 2023-24 | October 2023-24 | 2023-24 | 2023-24 | Encumbered | 2023-24 | |
|---------------|------|------|----|-------------|------------------------------|------------------|---------------|----------------|---------|-----------------|
| FDTLOC | FUNC | OBJ | SJ | Description | Budget | Monthly Activity | FYTD Activity | Batch Activity | Amount | Available Funds |
| 10E140 | 1204 | 2130 | 00 | 140000 | Prsnl Aide FICA | 0.00 | 0.00 | 0.00 | 0.00 | 0.00 |
| 10E140 | 1204 | 2200 | 00 | 140000 | Prsnl Aide/Ast Ins Ben | 46,000.00 | 3,302.90 | 9,655.40 | 0.00 | 36,344.60 |
| 10E--- | 1204 | 2--- | -- | ----- | 46,000.00 | 3,302.90 | 9,655.40 | 0.00 | 0.00 | 36,344.60 |
| 10E920 | 1204 | 4100 | 00 | 920000 | Ind Supp 504 status | 500.00 | 0.00 | 0.00 | 0.00 | 500.00 |
| 10E--- | 1204 | 4--- | -- | ----- | 500.00 | 0.00 | 0.00 | 0.00 | 0.00 | 500.00 |
| 10E920 | 1204 | 5500 | 00 | 920000 | Ind Equip 504 Status | 1,000.00 | 0.00 | 0.00 | 0.00 | 1,000.00 |
| 10E--- | 1204 | 5--- | -- | ----- | 1,000.00 | 0.00 | 0.00 | 0.00 | 0.00 | 1,000.00 |
| 10E140 | 1205 | 1100 | 00 | 140000 | LD Teacher Sal | 210,000.00 | 21,637.13 | 83,728.46 | 0.00 | 126,271.54 |
| 10E140 | 1205 | 1110 | 00 | 140000 | LD Aide/Asst Sal | 0.00 | 0.00 | 0.00 | 0.00 | 0.00 |
| 10E140 | 1205 | 1200 | 00 | 140000 | LD Sub Teacher Sal | 7,000.00 | 480.00 | 480.00 | 0.00 | 6,520.00 |
| 10E140 | 1205 | 1210 | 00 | 140000 | LD Sub Aide/Asst Sal | 0.00 | 0.00 | 0.00 | 0.00 | 0.00 |
| 10E140 | 1205 | 1300 | 00 | 140000 | Late Stay Salaries | 1,500.00 | 105.00 | 165.00 | 0.00 | 1,335.00 |
| 10E--- | 1205 | 1--- | -- | ----- | 218,500.00 | 22,222.13 | 84,373.46 | 0.00 | 0.00 | 134,126.54 |
| 10E140 | 1205 | 2110 | 00 | 140000 | LD Teacher TRS | 21,000.00 | 1,893.45 | 8,317.75 | 0.00 | 12,682.25 |
| 10E140 | 1205 | 2200 | 00 | 140000 | LD Insurance Ben | 28,000.00 | 2,280.00 | 11,400.00 | 0.00 | 16,600.00 |
| 10E--- | 1205 | 2--- | -- | ----- | 49,000.00 | 4,173.45 | 19,717.75 | 0.00 | 0.00 | 29,282.25 |
| 10E920 | 1205 | 3190 | 00 | 920000 | LD Speaker Fee | 1,300.00 | 0.00 | 943.75 | 0.00 | 356.25 |
| 10E920 | 1205 | 3320 | 00 | 920000 | LD Travel | 625.00 | 0.00 | 625.00 | 0.00 | 0.00 |
| 10E--- | 1205 | 3--- | -- | ----- | 1,925.00 | 0.00 | 1,568.75 | 0.00 | 0.00 | 356.25 |
| 10E920 | 1205 | 4100 | 00 | 920000 | LD Self Cont Supp | 500.00 | 0.00 | 45.46 | 0.00 | 454.54 |
| 10E920 | 1205 | 4110 | 00 | 920000 | LD Inclusion Supplies | 925.00 | 0.00 | 89.52 | 38.80 | 796.68 |
| 10E920 | 1205 | 4200 | 00 | 920000 | LD Self Cont Txtbks | 0.00 | 0.00 | 0.00 | 0.00 | 0.00 |
| 10E920 | 1205 | 4220 | 00 | 920000 | LD Inclus Wkbks | 0.00 | 0.00 | 0.00 | 0.00 | 0.00 |
| 10E--- | 1205 | 4--- | -- | ----- | 1,425.00 | 0.00 | 134.98 | 0.00 | 38.80 | 1,251.22 |
| 10E920 | 1205 | 5500 | 00 | 920000 | LD Equipment | 2,000.00 | 0.00 | 0.00 | 0.00 | 2,000.00 |
| 10E--- | 1205 | 5--- | -- | ----- | 2,000.00 | 0.00 | 0.00 | 0.00 | 0.00 | 2,000.00 |
| 10E280 | 1206 | 1110 | 00 | 280000 | Visual Aide Salary | 0.00 | 0.00 | 0.00 | 0.00 | 0.00 |
| 10E280 | 1206 | 1210 | 00 | 280000 | Visual Aide Sub Sal | 0.00 | 0.00 | 0.00 | 0.00 | 0.00 |
| 10E--- | 1206 | 1--- | -- | ----- | 0.00 | 0.00 | 0.00 | 0.00 | 0.00 | 0.00 |
| 10E280 | 1206 | 2200 | 00 | 280000 | Visual Aide Ins Ben | 0.00 | 0.00 | 0.00 | 0.00 | 0.00 |
| 10E--- | 1206 | 2--- | -- | ----- | 0.00 | 0.00 | 0.00 | 0.00 | 0.00 | 0.00 |
| 10E920 | 1206 | 3190 | 00 | 920000 | Visually Impaired Purch Serv | 0.00 | 0.00 | 0.00 | 150.00 | -150.00 |
| 10E--- | 1206 | 3--- | -- | ----- | 0.00 | 0.00 | 0.00 | 0.00 | 150.00 | -150.00 |
| 10E920 | 1206 | 4100 | 00 | 920000 | Visual Imp Supplies | 500.00 | 0.00 | 0.00 | 0.00 | 500.00 |
| 10E--- | 1206 | 4--- | -- | ----- | 500.00 | 0.00 | 0.00 | 0.00 | 0.00 | 500.00 |
| 10E920 | 1206 | 5500 | 00 | 920000 | Visual Equipment | 0.00 | 0.00 | 0.00 | 0.00 | 0.00 |
| 10E--- | 1206 | 5--- | -- | ----- | 0.00 | 0.00 | 0.00 | 0.00 | 0.00 | 0.00 |
| 10E920 | 1207 | 3230 | 00 | 920000 | Hearing Imprd Rep/Maint | 500.00 | 0.00 | 0.00 | 0.00 | 500.00 |
| 10E--- | 1207 | 3--- | -- | ----- | 500.00 | 0.00 | 0.00 | 0.00 | 0.00 | 500.00 |
| 10E920 | 1207 | 4100 | 00 | 920000 | Hearing Imprd Supplies | 500.00 | 0.00 | 0.00 | 0.00 | 500.00 |

| FDTLOC | FUNC | OBJ | SJ | Account Level Description | 2023-24 Budget | October 2023-24 Monthly Activity | 2023-24 FYTD Activity | 2023-24 Batch Activity | Encumbered Amount | 2023-24 Available Funds |
|--------|------|------|----|------------------------------------|-------------------|-------------------------------------|--------------------------|---------------------------|----------------------|----------------------------|
| 10E--- | 1207 | 4--- | -- | ----- | 500.00 | 0.00 | 0.00 | 0.00 | 0.00 | 500.00 |
| 10E920 | 1207 | 5500 | 00 | 920000 Hearing Equipment | 2,000.00 | 0.00 | 0.00 | 0.00 | 0.00 | 2,000.00 |
| 10E--- | 1207 | 5--- | -- | ----- | 2,000.00 | 0.00 | 0.00 | 0.00 | 0.00 | 2,000.00 |
| 10E920 | 1212 | 4100 | 00 | 920000 RCHS ED Supp | 300.00 | 0.00 | 0.00 | 0.00 | 0.00 | 300.00 |
| 10E--- | 1212 | 4--- | -- | ----- | 300.00 | 0.00 | 0.00 | 0.00 | 0.00 | 300.00 |
| 10E280 | 1213 | 1100 | 00 | 280000 Homebound Teach Sal | 20,000.00 | 1,800.00 | 4,740.00 | 0.00 | 0.00 | 15,260.00 |
| 10E--- | 1213 | 1--- | -- | ----- | 20,000.00 | 1,800.00 | 4,740.00 | 0.00 | 0.00 | 15,260.00 |
| 10E280 | 1213 | 2110 | 00 | 280000 Homebound Teach TRS | 2,400.00 | 152.05 | 483.21 | 0.00 | 0.00 | 1,916.79 |
| 10E--- | 1213 | 2--- | -- | ----- | 2,400.00 | 152.05 | 483.21 | 0.00 | 0.00 | 1,916.79 |
| 10E920 | 1213 | 3190 | 00 | 920000 Homebound Pur Service | 0.00 | 0.00 | 0.00 | 0.00 | 0.00 | 0.00 |
| 10E920 | 1213 | 3320 | 00 | 920000 Homebound Travel | 1,000.00 | 0.00 | 0.00 | 0.00 | 0.00 | 1,000.00 |
| 10E--- | 1213 | 3--- | -- | ----- | 1,000.00 | 0.00 | 0.00 | 0.00 | 0.00 | 1,000.00 |
| 10E140 | 1216 | 1100 | 00 | 140000 Autism Cert Sal | 0.00 | 0.00 | 0.00 | 0.00 | 0.00 | 0.00 |
| 10E280 | 1216 | 1110 | 00 | 280000 Autism Aide Sal | 25,000.00 | 1,825.46 | 7,297.65 | 0.00 | 0.00 | 17,702.35 |
| 10E140 | 1216 | 1200 | 00 | 140000 | 0.00 | 0.00 | 0.00 | 0.00 | 0.00 | 0.00 |
| 10E280 | 1216 | 1200 | 00 | 280000 Autism Sub Salary | 0.00 | 0.00 | 0.00 | 0.00 | 0.00 | 0.00 |
| 10E140 | 1216 | 1210 | 00 | 140000 | 0.00 | 0.00 | 0.00 | 0.00 | 0.00 | 0.00 |
| 10E280 | 1216 | 1210 | 00 | 280000 Autism Sub Aide Sal | 0.00 | 105.00 | 105.00 | 0.00 | 0.00 | -105.00 |
| 10E--- | 1216 | 1--- | -- | ----- | 25,000.00 | 1,930.46 | 7,402.65 | 0.00 | 0.00 | 17,597.35 |
| 10E140 | 1216 | 2110 | 00 | 140000 Autism TRS | 0.00 | 0.00 | 0.00 | 0.00 | 0.00 | 0.00 |
| 10E280 | 1216 | 2130 | 00 | 280000 Autism FICA | 0.00 | 0.00 | 0.00 | 0.00 | 0.00 | 0.00 |
| 10E140 | 1216 | 2200 | 00 | 140000 Autism INS Ben | 0.00 | 0.00 | 0.00 | 0.00 | 0.00 | 0.00 |
| 10E280 | 1216 | 2200 | 00 | 280000 Autsim Ins Ben | 12.00 | 0.96 | 3.84 | 0.00 | 0.00 | 8.16 |
| 10E--- | 1216 | 2--- | -- | ----- | 12.00 | 0.96 | 3.84 | 0.00 | 0.00 | 8.16 |
| 10E880 | 1216 | 3190 | 00 | 880000 JFF Music Therapy | 0.00 | 0.00 | 0.00 | 0.00 | 0.00 | 0.00 |
| 10E920 | 1216 | 3190 | 00 | 920000 Autism Purchase Serv | 750.00 | 0.00 | 120.00 | 0.00 | 0.00 | 630.00 |
| 10E920 | 1216 | 3320 | 00 | 920000 Autism Travel | 1,200.00 | 20.22 | 20.22 | 0.00 | 0.00 | 1,179.78 |
| 10E--- | 1216 | 3--- | -- | ----- | 1,950.00 | 20.22 | 140.22 | 0.00 | 0.00 | 1,809.78 |
| 10E920 | 1216 | 4100 | 00 | 920000 Autism Supplies | 1,000.00 | 0.00 | 0.00 | 0.00 | 0.00 | 1,000.00 |
| 10E920 | 1216 | 4220 | 00 | 920000 Autism Workbks | 0.00 | 0.00 | 0.00 | 0.00 | 0.00 | 0.00 |
| 10E920 | 1216 | 4700 | 00 | 920000 Mecca Tech-Autism Software | 400.00 | 0.00 | 0.00 | 0.00 | 0.00 | 400.00 |
| 10E--- | 1216 | 4--- | -- | ----- | 1,400.00 | 0.00 | 0.00 | 0.00 | 0.00 | 1,400.00 |
| 10E920 | 1216 | 5500 | 00 | 920000 Autism Equipment | 500.00 | 0.00 | 0.00 | 0.00 | 0.00 | 500.00 |
| 10E--- | 1216 | 5--- | -- | ----- | 500.00 | 0.00 | 0.00 | 0.00 | 0.00 | 500.00 |
| 10E140 | 1220 | 1100 | 00 | 140000 Cross Cat Teacher Sal | 710,000.00 | 55,290.52 | 212,889.16 | 0.00 | 0.00 | 497,110.84 |
| 10E140 | 1220 | 1110 | 00 | 140000 Cross Cat Aide/Asst Sal | 185,000.00 | 11,855.96 | 51,731.66 | 0.00 | 0.00 | 133,268.34 |
| 10E140 | 1220 | 1200 | 00 | 140000 Cross Cat Sub Teach Sal | 13,000.00 | 2,295.00 | 3,320.00 | 0.00 | 0.00 | 9,680.00 |
| 10E140 | 1220 | 1210 | 00 | 140000 Cross Cat Sub Aide/Asst Sal | 5,000.00 | 105.00 | 735.00 | 0.00 | 0.00 | 4,265.00 |
| 10E--- | 1220 | 1--- | -- | ----- | 913,000.00 | 69,546.48 | 268,675.82 | 0.00 | 0.00 | 644,324.18 |
| 10E140 | 1220 | 2110 | 00 | 140000 Cross Cat Teacher TRS | 80,000.00 | 6,256.08 | 24,030.84 | 0.00 | 0.00 | 55,969.16 |

| FDTLOC | FUNC | OBJ | SJ | Account Level | 2023-24 | October 2023-24 | 2023-24 | 2023-24 | Encumbered | 2023-24 |
|--------|------|------|----|---------------|------------|------------------|---------------|----------------|------------|-----------------|
| | | | | Description | Budget | Monthly Activity | FYTD Activity | Batch Activity | Amount | Available Funds |
| 10E140 | 1220 | 2130 | 00 | 140000 | 0.00 | 0.00 | 0.00 | 0.00 | 0.00 | 0.00 |
| 10E140 | 1220 | 2200 | 00 | 140000 | 128,000.00 | 11,655.30 | 41,562.20 | 0.00 | 0.00 | 86,437.80 |
| 10E--- | 1220 | 2--- | -- | ----- | 208,000.00 | 17,911.38 | 65,593.04 | 0.00 | 0.00 | 142,406.96 |
| 10E920 | 1220 | 3190 | 00 | 920000 | 1,000.00 | 0.00 | 671.89 | 0.00 | 0.00 | 328.11 |
| 10E920 | 1220 | 3320 | 00 | 920000 | 1,600.00 | 0.00 | 0.00 | 0.00 | 0.00 | 1,600.00 |
| 10E--- | 1220 | 3--- | -- | ----- | 2,600.00 | 0.00 | 671.89 | 0.00 | 0.00 | 1,928.11 |
| 10E920 | 1220 | 4100 | 00 | 920000 | 9,000.00 | 253.08 | 1,796.62 | 0.00 | 136.92 | 7,066.46 |
| 10E920 | 1220 | 4100 | 61 | 000000 | 500.00 | 0.00 | 62.99 | 0.00 | 0.00 | 437.01 |
| 10E920 | 1220 | 4200 | 00 | 920000 | 500.00 | 0.00 | 159.90 | 0.00 | 0.00 | 340.10 |
| 10E920 | 1220 | 4220 | 00 | 920000 | 200.00 | 0.00 | 0.00 | 0.00 | 207.31 | -7.31 |
| 10E920 | 1220 | 4700 | 00 | 000000 | 0.00 | 0.00 | 0.00 | 0.00 | 0.00 | 0.00 |
| 10E--- | 1220 | 4--- | -- | ----- | 10,200.00 | 253.08 | 2,019.51 | 0.00 | 344.23 | 7,836.26 |
| 10E920 | 1220 | 5500 | 00 | 920000 | 0.00 | 0.00 | 0.00 | 0.00 | 0.00 | 0.00 |
| 10E--- | 1220 | 5--- | -- | ----- | 0.00 | 0.00 | 0.00 | 0.00 | 0.00 | 0.00 |
| 10E100 | 1250 | 1100 | 00 | 100000 | 35,000.00 | 397.50 | 39,451.92 | 0.00 | 0.00 | -4,451.92 |
| 10E500 | 1250 | 1100 | 00 | 500000 | 105,000.00 | 3,938.56 | 14,310.32 | 0.00 | 0.00 | 90,689.68 |
| 10E100 | 1250 | 1110 | 00 | 100000 | 60,000.00 | 16,916.46 | 93,987.69 | 0.00 | 0.00 | -33,987.69 |
| 10E500 | 1250 | 1110 | 00 | 500000 | 430,000.00 | 20,219.53 | 40,480.91 | 0.00 | 0.00 | 389,519.09 |
| 10E100 | 1250 | 1200 | 00 | 100000 | 1,000.00 | 285.00 | 1,095.00 | 0.00 | 0.00 | -95.00 |
| 10E500 | 1250 | 1200 | 00 | 500000 | 0.00 | 1,005.00 | 1,702.50 | 0.00 | 0.00 | -1,702.50 |
| 10E100 | 1250 | 1210 | 00 | 100000 | 0.00 | 731.50 | 731.50 | 0.00 | 0.00 | -731.50 |
| 10E500 | 1250 | 1210 | 00 | 500000 | 2,000.00 | 343.00 | 448.00 | 0.00 | 0.00 | 1,552.00 |
| 10E100 | 1250 | 1300 | 00 | 100000 | 0.00 | 0.00 | 810.00 | 0.00 | 0.00 | -810.00 |
| 10E500 | 1250 | 1300 | 00 | 500000 | 7,500.00 | 0.00 | 540.00 | 0.00 | 0.00 | 6,960.00 |
| 10E100 | 1250 | 1310 | 00 | 100000 | 1,000.00 | 0.00 | 0.00 | 0.00 | 0.00 | 1,000.00 |
| 10E500 | 1250 | 1310 | 00 | 500000 | 1,600.00 | 0.00 | 0.00 | 0.00 | 0.00 | 1,600.00 |
| 10E--- | 1250 | 1--- | -- | ----- | 643,100.00 | 43,836.55 | 193,557.84 | 0.00 | 0.00 | 449,542.16 |
| 10E100 | 1250 | 2110 | 00 | 100000 | 15,000.00 | 93.34 | 9,031.34 | 0.00 | 0.00 | 5,968.66 |
| 10E500 | 1250 | 2110 | 00 | 500000 | 24,150.00 | 886.87 | 3,356.29 | 0.00 | 0.00 | 20,793.71 |
| 10E100 | 1250 | 2130 | 00 | 100000 | 0.00 | 0.00 | 0.00 | 0.00 | 0.00 | 0.00 |
| 10E100 | 1250 | 2200 | 00 | 100000 | 3,000.00 | 2,284.32 | 13,707.84 | 0.00 | 0.00 | -10,707.84 |
| 10E500 | 1250 | 2200 | 00 | 500000 | 56,000.00 | 1,781.98 | 4,323.96 | 0.00 | 0.00 | 51,676.04 |
| 10E--- | 1250 | 2--- | -- | ----- | 98,150.00 | 5,046.51 | 30,419.43 | 0.00 | 0.00 | 67,730.57 |
| 10E100 | 1250 | 3190 | 00 | 100000 | 0.00 | 0.00 | 4,979.40 | 0.00 | 0.00 | -4,979.40 |
| 10E500 | 1250 | 3190 | 00 | 500000 | 25,000.00 | 1,500.00 | 1,749.00 | 0.00 | 0.00 | 23,251.00 |
| 10E--- | 1250 | 3--- | -- | ----- | 25,000.00 | 1,500.00 | 6,728.40 | 0.00 | 0.00 | 18,271.60 |
| 10E100 | 1250 | 4100 | 00 | 100000 | 210,000.00 | 1,343.91 | 158,900.08 | 403.19 | 344.66 | 50,352.07 |
| 10E500 | 1250 | 4100 | 00 | 500000 | 75,000.00 | 2,969.93 | 5,255.40 | 0.00 | 6.99 | 69,737.61 |
| 10E--- | 1250 | 4--- | -- | ----- | 285,000.00 | 4,313.84 | 164,155.48 | 403.19 | 351.65 | 120,089.68 |
| 10E100 | 1250 | 5500 | 00 | 100000 | 750.00 | 0.00 | 0.00 | 0.00 | 0.00 | 750.00 |

| Account Level | | | | 2023-24 | October 2023-24 | 2023-24 | 2023-24 | Encumbered | 2023-24 | |
|---------------|------|------|----|-------------|--------------------------------|------------------|---------------|----------------|---------|-----------------|
| FDTLOC | FUNC | OBJ | SJ | Description | Budget | Monthly Activity | FYTD Activity | Batch Activity | Amount | Available Funds |
| 10E--- | 1250 | 5--- | -- | ----- | 750.00 | 0.00 | 0.00 | 0.00 | 0.00 | 750.00 |
| 10E360 | 1275 | 1100 | 00 | 360000 | Jump Start Teach Sal | 0.00 | 0.00 | 0.00 | 0.00 | 0.00 |
| 10E360 | 1275 | 1110 | 00 | 360000 | Jump Start Aide Sal | 0.00 | 0.00 | 0.00 | 0.00 | 0.00 |
| 10E360 | 1275 | 1200 | 00 | 360000 | Jump Start Sub Teach | 0.00 | 0.00 | 0.00 | 0.00 | 0.00 |
| 10E360 | 1275 | 1210 | 00 | 360000 | Jump Start Sub Aide Sal | 0.00 | 0.00 | 0.00 | 0.00 | 0.00 |
| 10E--- | 1275 | 1--- | -- | ----- | 0.00 | 0.00 | 0.00 | 0.00 | 0.00 | 0.00 |
| 10E360 | 1275 | 2110 | 00 | 360000 | Jump Start Teach TRS | 0.00 | 0.00 | 0.00 | 0.00 | 0.00 |
| 10E360 | 1275 | 2200 | 00 | 360000 | Jump Start Ins Ben | 0.00 | 0.00 | 0.00 | 0.00 | 0.00 |
| 10E--- | 1275 | 2--- | -- | ----- | 0.00 | 0.00 | 0.00 | 0.00 | 0.00 | 0.00 |
| 10E360 | 1275 | 3190 | 00 | 360000 | Jump Start Pur Serv | 0.00 | 0.00 | 0.00 | 0.00 | 0.00 |
| 10E--- | 1275 | 3--- | -- | ----- | 0.00 | 0.00 | 0.00 | 0.00 | 0.00 | 0.00 |
| 10E360 | 1275 | 4100 | 00 | 360000 | Jump Start Supplies | 0.00 | 0.00 | 0.00 | 0.00 | 0.00 |
| 10E--- | 1275 | 4--- | -- | ----- | 0.00 | 0.00 | 0.00 | 0.00 | 0.00 | 0.00 |
| 10E050 | 1400 | 1100 | 00 | 000000 | RCBS Voc Teach Sal | 625,000.00 | 51,335.02 | 206,233.22 | 0.00 | 418,766.78 |
| 10E390 | 1400 | 1100 | 00 | 390000 | Vocational Tutor-Perki Sal | 5,000.00 | 465.00 | 1,065.00 | 0.00 | 3,935.00 |
| 10E480 | 1400 | 1100 | 00 | 480000 | Ag 3 Circles | 15,000.00 | 2,990.40 | 2,990.40 | 0.00 | 12,009.60 |
| 10E490 | 1400 | 1100 | 00 | 490000 | AG Incent Sal | 0.00 | 0.00 | 0.00 | 0.00 | 0.00 |
| 10E780 | 1400 | 1100 | 00 | 780000 | CTEI SALARIES | 5,000.00 | 0.00 | 0.00 | 0.00 | 5,000.00 |
| 10E050 | 1400 | 1110 | 00 | 000000 | BT Salaries | 0.00 | 0.00 | 0.00 | 0.00 | 0.00 |
| 10E050 | 1400 | 1200 | 00 | 000000 | RCBS Voc Sub Teach Sal | 12,000.00 | 1,385.00 | 2,365.00 | 0.00 | 9,635.00 |
| 10E--- | 1400 | 1--- | -- | ----- | 662,000.00 | 56,175.42 | 212,653.62 | 0.00 | 0.00 | 449,346.38 |
| 10E050 | 1400 | 2110 | 00 | 000000 | RCBS Voc TRS | 75,000.00 | 5,794.14 | 23,250.14 | 0.00 | 51,749.86 |
| 10E390 | 1400 | 2110 | 00 | 390000 | Perkins TRS | 0.00 | 74.97 | 184.48 | 0.00 | -184.48 |
| 10E480 | 1400 | 2110 | 00 | 480000 | Ag 3 Circles TRS | 2,500.00 | 336.82 | 336.82 | 0.00 | 2,163.18 |
| 10E490 | 1400 | 2110 | 00 | 490000 | AG Incent TRS | 0.00 | 0.00 | 0.00 | 0.00 | 0.00 |
| 10E390 | 1400 | 2130 | 00 | 390000 | | 0.00 | 0.00 | 0.00 | 0.00 | 0.00 |
| 10E050 | 1400 | 2200 | 00 | 000000 | RCBS Voc Ins Benefit | 65,000.00 | 3,803.84 | 17,892.68 | 0.00 | 47,107.32 |
| 10E390 | 1400 | 2200 | 00 | 390000 | Vocational Tutor Ins Ben | 0.00 | 0.00 | 0.00 | 0.00 | 0.00 |
| 10E--- | 1400 | 2--- | -- | ----- | 142,500.00 | 10,009.77 | 41,664.12 | 0.00 | 0.00 | 100,835.88 |
| 10E050 | 1400 | 3140 | 00 | 000000 | RCBS OCC Dual Credit Classes | 35,000.00 | 17,445.00 | 17,445.00 | 0.00 | 17,555.00 |
| 10E050 | 1400 | 3190 | 00 | 000000 | RCBS CTEI Grant Pur. Services | 0.00 | 0.00 | 0.00 | 0.00 | 0.00 |
| 10E050 | 1400 | 3190 | 01 | 000000 | RCBS Ag Entry Fees | 2,200.00 | 140.00 | 2,706.00 | 0.00 | 514.00 |
| 10E050 | 1400 | 3190 | 07 | 000000 | RCBS Health Pur Serv | 0.00 | 0.00 | 0.00 | 0.00 | 0.00 |
| 10E050 | 1400 | 3190 | 10 | 000000 | RCBS Inc Occ Pur Serv | 0.00 | 0.00 | 0.00 | 0.00 | 0.00 |
| 10E050 | 1400 | 3190 | 14 | 000000 | RCBS Business Services | 0.00 | 0.00 | 0.00 | 0.00 | 0.00 |
| 10E230 | 1400 | 3190 | 00 | 230000 | JFF CNA Fees Fingerprint Train | 1,500.00 | 0.00 | 510.00 | 0.00 | 990.00 |
| 10E390 | 1400 | 3190 | 00 | 390000 | Perkins Pur Serv | 13,320.00 | 10,450.00 | 13,772.40 | 0.00 | -452.40 |
| 10E490 | 1400 | 3190 | 00 | 490000 | RCBS AG Grant Pur Serv | 0.00 | 0.00 | 0.00 | 0.00 | 0.00 |
| 10E780 | 1400 | 3190 | 00 | 780000 | CTEI Pur Serv | 15,000.00 | 402.34 | 5,323.08 | 0.00 | 1,921.01 |
| 10E781 | 1400 | 3190 | 00 | 781000 | PATHWAYS SERVICE | 0.00 | 0.00 | 0.00 | 0.00 | 0.00 |

| Account Level | | | | 2023-24 | October 2023-24 | 2023-24 | 2023-24 | Encumbered | 2023-24 | |
|---------------|------|------|----|---------------------------------|-----------------|------------------|---------------|----------------|----------|-----------------|
| FDTLOC | FUNC | OBJ | SJ | Description | Budget | Monthly Activity | FYTD Activity | Batch Activity | Amount | Available Funds |
| 10E050 | 1400 | 3230 | 00 | 000000 | | | | | | |
| | | | | RCHS Gen Voc Rep/Maint | 1,500.00 | 0.00 | 0.00 | 0.00 | 0.00 | 1,500.00 |
| 10E050 | 1400 | 3230 | 01 | 000000 | | | | | | |
| | | | | RCHS Ag Repair/Maint | 100.00 | 0.00 | 0.00 | 0.00 | 0.00 | 100.00 |
| 10E050 | 1400 | 3230 | 09 | 000000 | | | | | | |
| | | | | RCHS FACS Rep/Main | 0.00 | 0.00 | 0.00 | 0.00 | 0.00 | 0.00 |
| 10E050 | 1400 | 3230 | 10 | 000000 | | | | | | |
| | | | | RCHS Ind Occ Rep/Maint | 0.00 | 0.00 | 0.00 | 0.00 | 0.00 | 0.00 |
| 10E050 | 1400 | 3230 | 61 | 000000 | | | | | | |
| | | | | RCHS Comp Lab Rep/Maint | 0.00 | 0.00 | 0.00 | 0.00 | 0.00 | 0.00 |
| 10E050 | 1400 | 3320 | 00 | 000000 | | | | | | |
| | | | | RCHS CTEI Grant Travel | 0.00 | 0.00 | 0.00 | 0.00 | 0.00 | 0.00 |
| 10E050 | 1400 | 3320 | 01 | 000000 | | | | | | |
| | | | | RCHS Ag Travel | 3,650.00 | 0.00 | 59.68 | 0.00 | 0.00 | 3,590.32 |
| 10E050 | 1400 | 3320 | 07 | 000000 | | | | | | |
| | | | | RCHS Health Occ Travel | 0.00 | 0.00 | 0.00 | 0.00 | 0.00 | 0.00 |
| 10E050 | 1400 | 3320 | 09 | 000000 | | | | | | |
| | | | | RCHS FACS Travel | 0.00 | 0.00 | 0.00 | 0.00 | 0.00 | 0.00 |
| 10E050 | 1400 | 3320 | 10 | 000000 | | | | | | |
| | | | | RCHS Voc Ed Inc OCC Travel | 0.00 | 0.00 | 0.00 | 0.00 | 0.00 | 0.00 |
| 10E050 | 1400 | 3320 | 14 | 000000 | | | | | | |
| | | | | RCHS Business Travel | 0.00 | 0.00 | 0.00 | 0.00 | 0.00 | 0.00 |
| 10E390 | 1400 | 3320 | 00 | 390000 | | | | | | |
| | | | | Perkins Travel | 0.00 | 0.00 | 0.00 | 0.00 | 0.00 | 0.00 |
| 10E540 | 1400 | 3320 | 00 | 540000 | | | | | | |
| | | | | Worked Based Learning | 0.00 | 0.00 | 0.00 | 0.00 | 0.00 | 0.00 |
| 10E780 | 1400 | 3320 | 00 | 780000 | | | | | | |
| | | | | CTEI Travel | 2,491.00 | 55.91 | 55.91 | 0.00 | 0.00 | 2,435.09 |
| 10E--- | 1400 | 3--- | -- | ----- | 74,761.00 | 28,493.25 | 39,872.07 | 0.00 | 2,435.01 | 32,453.92 |
| 10E050 | 1400 | 4100 | 00 | 000000 | | | | | | |
| | | | | RCHS CTEI Grant Supplies | 0.00 | 0.00 | 0.00 | 0.00 | 0.00 | 0.00 |
| 10E050 | 1400 | 4100 | 01 | 000000 | | | | | | |
| | | | | RCHS Ag Supplies | 12,400.00 | 992.59 | 2,720.90 | 0.00 | 5,878.37 | 3,800.73 |
| 10E050 | 1400 | 4100 | 07 | 000000 | | | | | | |
| | | | | RCHS Health Occ Supplies | 700.00 | 0.00 | 0.00 | 0.00 | 0.00 | 700.00 |
| 10E050 | 1400 | 4100 | 09 | 000000 | | | | | | |
| | | | | RCHS FCS SUPPLIES | 6,480.00 | 0.00 | 0.00 | 0.00 | 210.00 | 6,270.00 |
| 10E050 | 1400 | 4100 | 10 | 000000 | | | | | | |
| | | | | RCHS Ind Occ Supplies | 0.00 | 0.00 | 405.37 | 0.00 | 0.00 | -405.37 |
| 10E050 | 1400 | 4100 | 14 | 000000 | | | | | | |
| | | | | RCHS Business Supplies | 4,100.00 | 0.00 | 0.00 | 0.00 | 0.00 | 4,100.00 |
| 10E050 | 1400 | 4100 | 61 | 000000 | | | | | | |
| | | | | RCHS Computer Lab Supp | 5,000.00 | 0.00 | 0.00 | 0.00 | 0.00 | 5,000.00 |
| 10E230 | 1400 | 4100 | 00 | 230000 | | | | | | |
| | | | | JFF CNA Supplies | 500.00 | 0.00 | 0.00 | 0.00 | 0.00 | 500.00 |
| 10E390 | 1400 | 4100 | 00 | 390000 | | | | | | |
| | | | | Perkins Grant Supp | 1,680.00 | 0.00 | 0.00 | 0.00 | 0.00 | 1,680.00 |
| 10E490 | 1400 | 4100 | 00 | 490000 | | | | | | |
| | | | | RCHS AG Grant Supplies | 500.00 | 0.00 | 0.00 | 0.00 | 0.00 | 500.00 |
| 10E540 | 1400 | 4100 | 00 | 540000 | | | | | | |
| | | | | Federal Tech Prep Supplies | 0.00 | 0.00 | 0.00 | 0.00 | 0.00 | 0.00 |
| 10E730 | 1400 | 4100 | 00 | 730000 | | | | | | |
| | | | | JFF CNA Supplies | 0.00 | 531.30 | 531.30 | 0.00 | 0.00 | -531.30 |
| 10E780 | 1400 | 4100 | 00 | 780000 | | | | | | |
| | | | | CTEI Supplies | 25,523.00 | 6,490.51 | 10,157.05 | 0.00 | 8,883.86 | 6,482.09 |
| 10E781 | 1400 | 4100 | 00 | 781000 | | | | | | |
| | | | | PATHWAY SUPPLIES | 5,000.00 | 0.00 | 0.00 | 0.00 | 0.00 | 5,000.00 |
| 10E050 | 1400 | 4110 | 09 | 000000 | | | | | | |
| | | | | | 0.00 | 0.00 | 0.00 | 0.00 | 0.00 | 0.00 |
| 10E050 | 1400 | 4200 | 00 | 000000 | | | | | | |
| | | | | RCHS New Textbooks | 0.00 | 0.00 | 1,175.83 | 0.00 | 0.00 | -1,175.83 |
| 10E050 | 1400 | 4210 | 00 | 000000 | | | | | | |
| | | | | RCHS Voc Replcmt Txtbks | 1,000.00 | 0.00 | 0.00 | 0.00 | 0.00 | 1,000.00 |
| 10E050 | 1400 | 4220 | 00 | 000000 | | | | | | |
| | | | | ERHS Voc Workbooks | 1,000.00 | 0.00 | 0.00 | 0.00 | 0.00 | 1,000.00 |
| 10E050 | 1400 | 4400 | 00 | 000000 | | | | | | |
| | | | | RCHS Vocational Subscriptions | 0.00 | 0.00 | 0.00 | 0.00 | 0.00 | 0.00 |
| 10E050 | 1400 | 4400 | 01 | 000000 | | | | | | |
| | | | | RCHS Voc Ed-Ag Subscriptions | 0.00 | 0.00 | 0.00 | 0.00 | 0.00 | 0.00 |
| 10E050 | 1400 | 4400 | 09 | 000000 | | | | | | |
| | | | | RCHS Home Ec Subscriptions | 0.00 | 0.00 | 0.00 | 0.00 | 0.00 | 0.00 |
| 10E050 | 1400 | 4400 | 10 | 000000 | | | | | | |
| | | | | RCHS Ind Occ Subscription Renwl | 0.00 | 0.00 | 0.00 | 0.00 | 0.00 | 0.00 |
| 10E780 | 1400 | 4400 | 00 | 780000 | | | | | | |
| | | | | CTEI Subscriptions | 0.00 | 0.00 | 0.00 | 0.00 | 0.00 | 0.00 |
| 10E050 | 1400 | 4700 | 00 | 000000 | | | | | | |
| | | | | RCHS CTEI Grant Software | 0.00 | 0.00 | 0.00 | 0.00 | 0.00 | 0.00 |
| 10E050 | 1400 | 4700 | 09 | 000000 | | | | | | |
| | | | | RCHS Voc Ed-FACS Dept Software | 0.00 | 0.00 | 0.00 | 0.00 | 0.00 | 0.00 |

| Account Level | | | | 2023-24 | October 2023-24 | 2023-24 | 2023-24 | Encumbered | 2023-24 | | |
|---------------|------|------|----|-------------|--------------------------------|------------------|---------------|----------------|-----------|-----------------|------------|
| FDTLOC | FUNC | OBJ | SJ | Description | Budget | Monthly Activity | FYTD Activity | Batch Activity | Amount | Available Funds | |
| 10E780 | 1400 | 4700 | 00 | 780000 | CTEI Software | 0.00 | 0.00 | 239.00 | 0.00 | 0.00 | -239.00 |
| 10E--- | 1400 | 4--- | -- | ----- | 63,883.00 | 8,014.40 | 15,229.45 | 0.00 | 14,972.23 | 33,681.32 | |
| 10E050 | 1400 | 5500 | 00 | 000000 | RCHS CTEI Grnt Classroom Equip | 0.00 | 0.00 | 0.00 | 0.00 | 0.00 | 0.00 |
| 10E050 | 1400 | 5500 | 01 | 000000 | RCHS Ag Equipment | 5,100.00 | 0.00 | 0.00 | 0.00 | 0.00 | 5,100.00 |
| 10E050 | 1400 | 5500 | 09 | 000000 | RCHS Home Econ Equip | 0.00 | 0.00 | 0.00 | 0.00 | 0.00 | 0.00 |
| 10E050 | 1400 | 5500 | 10 | 000000 | RCHS Ind Occ Equip | 0.00 | 0.00 | 0.00 | 0.00 | 0.00 | 0.00 |
| 10E050 | 1400 | 5500 | 14 | 000000 | RCHS Voc Busns Equip | 500.00 | 0.00 | 0.00 | 0.00 | 0.00 | 500.00 |
| 10E050 | 1400 | 5500 | 17 | 000000 | RCHS Voc Mod Tech Equip | 0.00 | 0.00 | 0.00 | 0.00 | 0.00 | 0.00 |
| 10E050 | 1400 | 5500 | 33 | 000000 | RCHS Voc Ag Welding Equipment | 0.00 | 0.00 | 0.00 | 0.00 | 0.00 | 0.00 |
| 10E050 | 1400 | 5500 | 61 | 000000 | RCHS CTEI Computer Equipment | 0.00 | 0.00 | 0.00 | 0.00 | 0.00 | 0.00 |
| 10E380 | 1400 | 5500 | 00 | 380000 | Voc Ed Tech Prep Equip | 0.00 | 0.00 | 0.00 | 0.00 | 0.00 | 0.00 |
| 10E390 | 1400 | 5500 | 00 | 390000 | Perkins Equip | 0.00 | 0.00 | 0.00 | 0.00 | 0.00 | 0.00 |
| 10E490 | 1400 | 5500 | 00 | 490000 | Ag Grant Equip | 0.00 | 0.00 | 0.00 | 0.00 | 0.00 | 0.00 |
| 10E540 | 1400 | 5500 | 00 | 540000 | Fed Tech Prep Equip | 0.00 | 0.00 | 0.00 | 0.00 | 0.00 | 0.00 |
| 10E780 | 1400 | 5500 | 00 | 780000 | CTEI Equipment | 20,342.00 | 0.00 | 11,955.99 | 0.00 | 0.00 | 8,386.01 |
| 10E781 | 1400 | 5500 | 00 | 781000 | PATHWAYS EQUIPMENT | 5,000.00 | 0.00 | 0.00 | 0.00 | 0.00 | 5,000.00 |
| 10E--- | 1400 | 5--- | -- | ----- | 30,942.00 | 0.00 | 11,955.99 | 0.00 | 0.00 | 18,986.01 | |
| 10E050 | 1400 | 6000 | 16 | 000000 | RCHS Voc Sale BT house | 0.00 | 0.00 | 0.00 | 0.00 | 0.00 | 0.00 |
| 10E050 | 1400 | 6400 | 00 | 000000 | RCHS Dues/Fees | 0.00 | 0.00 | 0.00 | 0.00 | 0.00 | 0.00 |
| 10E050 | 1400 | 6410 | 00 | 000000 | RCHS Voc Reg Del Match Fee | 3,000.00 | 0.00 | 0.00 | 0.00 | 0.00 | 3,000.00 |
| 10E490 | 1400 | 6900 | 00 | 490000 | Refund Of Ag Grant | 0.00 | 0.00 | 0.00 | 0.00 | 0.00 | 0.00 |
| 10E--- | 1400 | 6--- | -- | ----- | 3,000.00 | 0.00 | 0.00 | 0.00 | 0.00 | 3,000.00 | |
| 10E410 | 1459 | 1110 | 00 | 410000 | JROTC Instructor Sal | 165,000.00 | 13,933.02 | 40,706.46 | 0.00 | 0.00 | 124,293.54 |
| 10E--- | 1459 | 1--- | -- | ----- | 165,000.00 | 13,933.02 | 40,706.46 | 0.00 | 0.00 | 124,293.54 | |
| 10E410 | 1459 | 2130 | 00 | 410000 | | 0.00 | 0.00 | 0.00 | 0.00 | 0.00 | 0.00 |
| 10E410 | 1459 | 2200 | 00 | 410000 | JROTC Insurance Ben | 24.00 | 1.92 | 5.76 | 0.00 | 0.00 | 18.24 |
| 10E--- | 1459 | 2--- | -- | ----- | 24.00 | 1.92 | 5.76 | 0.00 | 0.00 | 18.24 | |
| 10E050 | 1500 | 1100 | 00 | 000000 | RCHS A D Sal | 6,000.00 | 498.14 | 1,809.84 | 0.00 | 0.00 | 4,190.16 |
| 10E--- | 1500 | 1--- | -- | ----- | 6,000.00 | 498.14 | 1,809.84 | 0.00 | 0.00 | 4,190.16 | |
| 10E050 | 1500 | 2110 | 00 | 000000 | RCHS A D TRS | 725.00 | 61.18 | 216.11 | 0.00 | 0.00 | 508.89 |
| 10E--- | 1500 | 2--- | -- | ----- | 725.00 | 61.18 | 216.11 | 0.00 | 0.00 | 508.89 | |
| 10E050 | 1500 | 3100 | 00 | 000000 | RCHS Athletic Train/RMH | 0.00 | 0.00 | 0.00 | 0.00 | 0.00 | 0.00 |
| 10E050 | 1500 | 3190 | 00 | 000000 | RCHS AD Game/Dance Scrtz | 2,000.00 | 45.00 | 108.00 | 0.00 | 0.00 | 1,892.00 |
| 10E050 | 1500 | 3230 | 00 | 000000 | RCHS A D Rep/Maint | 500.00 | 12.28 | 12.28 | 0.00 | 0.00 | 487.72 |
| 10E050 | 1500 | 3260 | 00 | 000000 | RCHS A D Postage | 200.00 | 0.00 | 0.00 | 0.00 | 0.00 | 200.00 |
| 10E050 | 1500 | 3320 | 00 | 000000 | RCHS A D Travel | 800.00 | 0.00 | 0.00 | 0.00 | 0.00 | 800.00 |
| 10E050 | 1500 | 3600 | 00 | 000000 | RCHS AD Printing | 0.00 | 0.00 | 0.00 | 0.00 | 0.00 | 0.00 |
| 10E050 | 1500 | 3910 | 00 | 000000 | RCHS A D Playoffs | 5,000.00 | 117.15 | 117.15 | 0.00 | 0.00 | 4,882.85 |
| 10E--- | 1500 | 3--- | -- | ----- | 8,500.00 | 174.43 | 237.43 | 0.00 | 0.00 | 8,262.57 | |
| 10E050 | 1500 | 4100 | 00 | 000000 | RCHS A D Supplies | 1,100.00 | 0.00 | 635.12 | 0.00 | 82.66 | 382.22 |

| Account Level | | | | 2023-24 | October 2023-24 | 2023-24 | 2023-24 | Encumbered | 2023-24 | |
|---------------|------|------|-----------|---------------------------|-----------------|------------------|---------------|----------------|---------|-----------------|
| FDTLOC | FUNC | OBJ | SJ | Description | Budget | Monthly Activity | FYTD Activity | Batch Activity | Amount | Available Funds |
| 10E050 | 1500 | 4110 | 00 000000 | RCHS A D Awards | 800.00 | 0.00 | 800.00 | 0.00 | 0.00 | 0.00 |
| 10E050 | 1500 | 4120 | 00 000000 | RCHS Sport uniforms | 0.00 | 0.00 | 0.00 | 0.00 | 0.00 | 0.00 |
| 10E050 | 1500 | 4700 | 00 000000 | RCHS AD Software | 1,450.00 | 0.00 | 2,600.00 | 0.00 | 0.00 | -1,150.00 |
| 10E--- | 1500 | 4--- | -- | | 3,350.00 | 0.00 | 4,035.12 | 0.00 | 82.66 | -767.78 |
| 10E050 | 1500 | 6400 | 00 000000 | RCHS A D Dues/Fees | 150.00 | 0.00 | 0.00 | 0.00 | 0.00 | 150.00 |
| 10E--- | 1500 | 6--- | -- | | 150.00 | 0.00 | 0.00 | 0.00 | 0.00 | 150.00 |
| 10E050 | 1505 | 1100 | 00 000000 | RCHS FBLA Sponsor Sal | 3,000.00 | 249.08 | 986.32 | 0.00 | 0.00 | 2,013.68 |
| 10E--- | 1505 | 1--- | -- | | 3,000.00 | 249.08 | 986.32 | 0.00 | 0.00 | 2,013.68 |
| 10E050 | 1505 | 2110 | 00 000000 | RCHS FBLA Spon TRS | 350.00 | 28.02 | 111.04 | 0.00 | 0.00 | 238.96 |
| 10E--- | 1505 | 2--- | -- | | 350.00 | 28.02 | 111.04 | 0.00 | 0.00 | 238.96 |
| 10E050 | 1509 | 1100 | 00 000000 | RCHS Pep Club Advisor Sal | 1,125.00 | 0.00 | 0.00 | 0.00 | 0.00 | 1,125.00 |
| 10E--- | 1509 | 1--- | -- | | 1,125.00 | 0.00 | 0.00 | 0.00 | 0.00 | 1,125.00 |
| 10E050 | 1509 | 2110 | 00 000000 | RCHS Pep Club TRS | 140.00 | 0.00 | 0.00 | 0.00 | 0.00 | 140.00 |
| 10E--- | 1509 | 2--- | -- | | 140.00 | 0.00 | 0.00 | 0.00 | 0.00 | 140.00 |
| 10E050 | 1510 | 1100 | 00 000000 | RCHS Cheerldr Spons Sal | 5,900.00 | 0.00 | 0.00 | 0.00 | 0.00 | 5,900.00 |
| 10E--- | 1510 | 1--- | -- | | 5,900.00 | 0.00 | 0.00 | 0.00 | 0.00 | 5,900.00 |
| 10E050 | 1510 | 2110 | 00 000000 | RCHS Cheerldr Spons TRS | 0.00 | 0.00 | 0.00 | 0.00 | 0.00 | 0.00 |
| 10E050 | 1510 | 2200 | 00 000000 | RCHS Cheerldr Travel | 0.00 | 0.00 | 0.00 | 0.00 | 0.00 | 0.00 |
| 10E--- | 1510 | 2--- | -- | | 0.00 | 0.00 | 0.00 | 0.00 | 0.00 | 0.00 |
| 10E050 | 1510 | 3190 | 00 000000 | RCHS Cheerldr Part Exp | 500.00 | 0.00 | 0.00 | 0.00 | 0.00 | 500.00 |
| 10E050 | 1510 | 3320 | 00 000000 | RCHS Cheerldr Travel | 0.00 | 0.00 | 0.00 | 0.00 | 0.00 | 0.00 |
| 10E--- | 1510 | 3--- | -- | | 500.00 | 0.00 | 0.00 | 0.00 | 0.00 | 500.00 |
| 10E050 | 1510 | 4100 | 00 000000 | RCHS Cheerldr Supplies | 230.00 | 0.00 | 0.00 | 0.00 | 0.00 | 230.00 |
| 10E--- | 1510 | 4--- | -- | | 230.00 | 0.00 | 0.00 | 0.00 | 0.00 | 230.00 |
| 10E050 | 1511 | 1100 | 00 000000 | RCHS Golf Coach Sal | 5,250.00 | 0.00 | 0.00 | 0.00 | 0.00 | 5,250.00 |
| 10E050 | 1511 | 1110 | 00 000000 | RCHS Golf Non Cert | 0.00 | -409.50 | -409.50 | 0.00 | 0.00 | 409.50 |
| 10E--- | 1511 | 1--- | -- | | 5,250.00 | -409.50 | -409.50 | 0.00 | 0.00 | 5,659.50 |
| 10E050 | 1511 | 2110 | 00 000000 | RCHS Golf Coach TRS | 625.00 | 0.00 | 0.00 | 0.00 | 0.00 | 625.00 |
| 10E050 | 1511 | 2120 | 00 000000 | RCHS Golf IMRF | 0.00 | -40.50 | -40.50 | 0.00 | 0.00 | 40.50 |
| 10E--- | 1511 | 2--- | -- | | 625.00 | -40.50 | -40.50 | 0.00 | 0.00 | 665.50 |
| 10E050 | 1511 | 3190 | 00 000000 | RCHS Golf Part Exp | 2,100.00 | 1,101.00 | 1,581.00 | 0.00 | 0.00 | 519.00 |
| 10E050 | 1511 | 3320 | 00 000000 | RCHS Golf Trav | 0.00 | 0.00 | 0.00 | 0.00 | 0.00 | 0.00 |
| 10E--- | 1511 | 3--- | -- | | 2,100.00 | 1,101.00 | 1,581.00 | 0.00 | 0.00 | 519.00 |
| 10E050 | 1511 | 4100 | 00 000000 | RCHS Golf Supplies | 255.00 | 242.00 | 242.00 | 0.00 | 0.00 | 13.00 |
| 10E--- | 1511 | 4--- | -- | | 255.00 | 242.00 | 242.00 | 0.00 | 0.00 | 13.00 |
| 10E050 | 1512 | 1100 | 00 000000 | RCHS X-Country Sal | 7,200.00 | 0.00 | 0.00 | 0.00 | 0.00 | 7,200.00 |
| 10E050 | 1512 | 1120 | 00 000000 | RCHS X-Country Workers | 1,300.00 | 0.00 | 3,531.00 | 0.00 | 0.00 | -2,231.00 |
| 10E--- | 1512 | 1--- | -- | | 8,500.00 | 0.00 | 3,531.00 | 0.00 | 0.00 | 4,969.00 |
| 10E050 | 1512 | 2110 | 00 000000 | RCHS X-Country TRS | 875.00 | 40.06 | 437.79 | 0.00 | 0.00 | 437.21 |
| 10E--- | 1512 | 2--- | -- | | 875.00 | 40.06 | 437.79 | 0.00 | 0.00 | 437.21 |

| Account Level | | | | 2023-24 | October 2023-24 | 2023-24 | 2023-24 | Encumbered | 2023-24 | |
|---------------|------|------|-----------|-------------------------------|-----------------|------------------|---------------|----------------|---------|-----------------|
| FDTLOC | FUNC | OBJ | SJ | Description | Budget | Monthly Activity | FYTD Activity | Batch Activity | Amount | Available Funds |
| 10E050 | 1512 | 3190 | 00 000000 | RCHS X-Country Part Exp | 900.00 | 505.00 | 580.00 | 0.00 | 0.00 | 320.00 |
| 10E050 | 1512 | 3320 | 00 000000 | RCHS X-Country Travel | 0.00 | 0.00 | 0.00 | 0.00 | 0.00 | 0.00 |
| 10E--- | 1512 | 3--- | -- ----- | | 900.00 | 505.00 | 580.00 | 0.00 | 0.00 | 320.00 |
| 10E050 | 1512 | 4100 | 00 000000 | RCHS X-Country Supplies | 255.00 | 0.00 | 255.00 | 0.00 | 0.00 | 0.00 |
| 10E--- | 1512 | 4--- | -- ----- | | 255.00 | 0.00 | 255.00 | 0.00 | 0.00 | 0.00 |
| 10E050 | 1513 | 1100 | 00 000000 | RCHS Dance Team Coach | 0.00 | 0.00 | 0.00 | 0.00 | 0.00 | 0.00 |
| 10E--- | 1513 | 1--- | -- ----- | | 0.00 | 0.00 | 0.00 | 0.00 | 0.00 | 0.00 |
| 10E050 | 1513 | 2110 | 00 000000 | RCHS Dance TRS | 0.00 | 0.00 | 0.00 | 0.00 | 0.00 | 0.00 |
| 10E050 | 1513 | 2200 | 00 000000 | | 0.00 | 0.00 | 0.00 | 0.00 | 0.00 | 0.00 |
| 10E--- | 1513 | 2--- | -- ----- | | 0.00 | 0.00 | 0.00 | 0.00 | 0.00 | 0.00 |
| 10E050 | 1513 | 4100 | 00 000000 | RCHS Dance Team Supp | 0.00 | 0.00 | 0.00 | 0.00 | 0.00 | 0.00 |
| 10E--- | 1513 | 4--- | -- ----- | | 0.00 | 0.00 | 0.00 | 0.00 | 0.00 | 0.00 |
| 10E050 | 1520 | 1100 | 00 000000 | RCHS Girls Tennis Coach | 3,700.00 | 0.00 | 0.00 | 0.00 | 0.00 | 3,700.00 |
| 10E--- | 1520 | 1--- | -- ----- | | 3,700.00 | 0.00 | 0.00 | 0.00 | 0.00 | 3,700.00 |
| 10E050 | 1520 | 2110 | 00 000000 | RCHS Girls Tennis TRS | 0.00 | 0.00 | 0.00 | 0.00 | 0.00 | 0.00 |
| 10E--- | 1520 | 2--- | -- ----- | | 0.00 | 0.00 | 0.00 | 0.00 | 0.00 | 0.00 |
| 10E050 | 1520 | 3190 | 00 000000 | RCHS Girls Tennis Part Exp | 150.00 | 50.00 | 110.00 | 0.00 | 0.00 | 40.00 |
| 10E050 | 1520 | 3320 | 00 000000 | RCHS Girls Tennis Tvl | 0.00 | 0.00 | 0.00 | 0.00 | 0.00 | 0.00 |
| 10E--- | 1520 | 3--- | -- ----- | | 150.00 | 50.00 | 110.00 | 0.00 | 0.00 | 40.00 |
| 10E050 | 1520 | 4100 | 00 000000 | RCHS Girls Tennis Supplies | 215.00 | 0.00 | 291.95 | 0.00 | 0.00 | -76.95 |
| 10E--- | 1520 | 4--- | -- ----- | | 215.00 | 0.00 | 291.95 | 0.00 | 0.00 | -76.95 |
| 10E050 | 1521 | 1100 | 00 000000 | RCHS Volleyball1 Coach Salary | 7,600.00 | 0.00 | 0.00 | 0.00 | 0.00 | 7,600.00 |
| 10E050 | 1521 | 1120 | 00 000000 | RCHS Volleyball Game Wrks Sal | 525.00 | 0.00 | 90.00 | 0.00 | 0.00 | 435.00 |
| 10E--- | 1521 | 1--- | -- ----- | | 8,125.00 | 0.00 | 90.00 | 0.00 | 0.00 | 8,035.00 |
| 10E050 | 1521 | 2110 | 00 000000 | RCHS Volleyball Coach TRS | 550.00 | 0.00 | 0.00 | 0.00 | 0.00 | 550.00 |
| 10E--- | 1521 | 2--- | -- ----- | | 550.00 | 0.00 | 0.00 | 0.00 | 0.00 | 550.00 |
| 10E050 | 1521 | 3100 | 00 000000 | RCHS Volleyball Officials | 900.00 | 320.00 | 640.00 | 0.00 | 0.00 | 260.00 |
| 10E050 | 1521 | 3190 | 00 000000 | RCHS Volleyball1 Part Exp | 1,000.00 | 60.00 | 60.00 | 0.00 | 0.00 | 940.00 |
| 10E050 | 1521 | 3320 | 00 000000 | RCHS Volleyball Travel | 0.00 | 0.00 | 0.00 | 0.00 | 0.00 | 0.00 |
| 10E--- | 1521 | 3--- | -- ----- | | 1,900.00 | 380.00 | 700.00 | 0.00 | 0.00 | 1,200.00 |
| 10E050 | 1521 | 4100 | 00 000000 | RCHS Volleyball Supplies | 680.00 | 0.00 | 680.00 | 0.00 | 701.82 | -701.82 |
| 10E--- | 1521 | 4--- | -- ----- | | 680.00 | 0.00 | 680.00 | 0.00 | 701.82 | -701.82 |
| 10E050 | 1521 | 5400 | 00 000000 | RCHS Volleyball Equipment | 0.00 | 0.00 | 0.00 | 0.00 | 0.00 | 0.00 |
| 10E050 | 1521 | 5500 | 00 000000 | RCHS Volleyball Equip | 0.00 | 0.00 | 0.00 | 0.00 | 0.00 | 0.00 |
| 10E--- | 1521 | 5--- | -- ----- | | 0.00 | 0.00 | 0.00 | 0.00 | 0.00 | 0.00 |
| 10E050 | 1522 | 1100 | 00 000000 | RCHS Girls Basketball Coach | 16,000.00 | 0.00 | 0.00 | 0.00 | 0.00 | 16,000.00 |
| 10E050 | 1522 | 1120 | 00 000000 | RCHS Girls Basketball Wkr Sal | 1,500.00 | 0.00 | 0.00 | 0.00 | 0.00 | 1,500.00 |
| 10E--- | 1522 | 1--- | -- ----- | | 17,500.00 | 0.00 | 0.00 | 0.00 | 0.00 | 17,500.00 |
| 10E050 | 1522 | 2110 | 00 000000 | RCHS Girls Basketball Cch TRS | 1,450.00 | 0.00 | 0.00 | 0.00 | 0.00 | 1,450.00 |
| 10E--- | 1522 | 2--- | -- ----- | | 1,450.00 | 0.00 | 0.00 | 0.00 | 0.00 | 1,450.00 |

| Account Level | | | | 2023-24 | October 2023-24 | 2023-24 | 2023-24 | Encumbered | 2023-24 | |
|---------------|------|------|-----------|--------------------------------|-----------------|------------------|---------------|----------------|---------|-----------------|
| FDTLOC | FUNC | OBJ | SJ | Description | Budget | Monthly Activity | FYTD Activity | Batch Activity | Amount | Available Funds |
| 10E050 | 1522 | 3100 | 00 000000 | RCHS Girls Basketball Official | 3,540.00 | 0.00 | 0.00 | 0.00 | 0.00 | 3,540.00 |
| 10E050 | 1522 | 3190 | 00 000000 | RCHS Girls Basketball Part Exp | 600.00 | 0.00 | 0.00 | 0.00 | 0.00 | 600.00 |
| 10E050 | 1522 | 3320 | 00 000000 | RCHS Girls Basketball Travel | 0.00 | 0.00 | 0.00 | 0.00 | 0.00 | 0.00 |
| 10E--- | 1522 | 3--- | -- | ----- | 4,140.00 | 0.00 | 0.00 | 0.00 | 0.00 | 4,140.00 |
| 10E050 | 1522 | 4100 | 00 000000 | RCHS Girls Basketball Supp | 1,275.00 | 0.00 | 0.00 | 0.00 | 0.00 | 1,275.00 |
| 10E--- | 1522 | 4--- | -- | ----- | 1,275.00 | 0.00 | 0.00 | 0.00 | 0.00 | 1,275.00 |
| 10E050 | 1523 | 1100 | 00 000000 | RCHS Girls Track Coach Sal | 8,710.00 | 0.00 | 0.00 | 0.00 | 0.00 | 8,710.00 |
| 10E050 | 1523 | 1120 | 00 000000 | RCHS Girls Track Workers | 600.00 | 0.00 | 54.00 | 0.00 | 0.00 | 546.00 |
| 10E--- | 1523 | 1--- | -- | ----- | 9,310.00 | 0.00 | 54.00 | 0.00 | 0.00 | 9,256.00 |
| 10E050 | 1523 | 2110 | 00 000000 | RCHS Girls Track TRS | 650.00 | 0.00 | 0.00 | 0.00 | 0.00 | 650.00 |
| 10E--- | 1523 | 2--- | -- | ----- | 650.00 | 0.00 | 0.00 | 0.00 | 0.00 | 650.00 |
| 10E050 | 1523 | 3100 | 00 000000 | RCHS Girls Track Official | 200.00 | 0.00 | 0.00 | 0.00 | 0.00 | 200.00 |
| 10E050 | 1523 | 3190 | 00 000000 | RCHS Girls Track Part Exp | 600.00 | 0.00 | 0.00 | 0.00 | 0.00 | 600.00 |
| 10E050 | 1523 | 3320 | 00 000000 | RCHS Girls Track Travel | 0.00 | 0.00 | 0.00 | 0.00 | 0.00 | 0.00 |
| 10E--- | 1523 | 3--- | -- | ----- | 800.00 | 0.00 | 0.00 | 0.00 | 0.00 | 800.00 |
| 10E050 | 1523 | 4100 | 00 000000 | RCHS Girls Track Supplies | 640.00 | 0.00 | 0.00 | 0.00 | 199.27 | 440.73 |
| 10E--- | 1523 | 4--- | -- | ----- | 640.00 | 0.00 | 0.00 | 0.00 | 199.27 | 440.73 |
| 10E050 | 1524 | 1100 | 00 000000 | RCHS Girls Softball Cch Sal | 9,925.00 | 0.00 | 0.00 | 0.00 | 0.00 | 9,925.00 |
| 10E--- | 1524 | 1--- | -- | ----- | 9,925.00 | 0.00 | 0.00 | 0.00 | 0.00 | 9,925.00 |
| 10E050 | 1524 | 2110 | 00 000000 | RCHS Girls Softball Cch TRS | 1,200.00 | 0.00 | 0.00 | 0.00 | 0.00 | 1,200.00 |
| 10E--- | 1524 | 2--- | -- | ----- | 1,200.00 | 0.00 | 0.00 | 0.00 | 0.00 | 1,200.00 |
| 10E050 | 1524 | 3100 | 00 000000 | RCHS Girls Softball Official | 4,440.00 | 0.00 | 0.00 | 0.00 | 0.00 | 4,440.00 |
| 10E050 | 1524 | 3190 | 00 000000 | RCHS Girls Softball Part Exp | 180.00 | 0.00 | 0.00 | 0.00 | 0.00 | 180.00 |
| 10E050 | 1524 | 3320 | 00 000000 | RCHS Girls Softball Travel | 0.00 | 0.00 | 0.00 | 0.00 | 0.00 | 0.00 |
| 10E--- | 1524 | 3--- | -- | ----- | 4,620.00 | 0.00 | 0.00 | 0.00 | 0.00 | 4,620.00 |
| 10E050 | 1524 | 4100 | 00 000000 | RCHS Girls Softball Supplies | 1,275.00 | 0.00 | 0.00 | 0.00 | 0.00 | 1,275.00 |
| 10E--- | 1524 | 4--- | -- | ----- | 1,275.00 | 0.00 | 0.00 | 0.00 | 0.00 | 1,275.00 |
| 10E050 | 1525 | 1100 | 00 000000 | RCHS Girls Soccer Coach | 8,425.00 | 0.00 | 0.00 | 0.00 | 0.00 | 8,425.00 |
| 10E050 | 1525 | 1120 | 00 000000 | RCHS Girls Soccer Ticket | 0.00 | 0.00 | 0.00 | 0.00 | 0.00 | 0.00 |
| 10E--- | 1525 | 1--- | -- | ----- | 8,425.00 | 0.00 | 0.00 | 0.00 | 0.00 | 8,425.00 |
| 10E050 | 1525 | 2110 | 00 000000 | RCHS Girls Soccer TRS | 0.00 | 0.00 | 0.00 | 0.00 | 0.00 | 0.00 |
| 10E--- | 1525 | 2--- | -- | ----- | 0.00 | 0.00 | 0.00 | 0.00 | 0.00 | 0.00 |
| 10E050 | 1525 | 3100 | 00 000000 | RCHS Girls Soccer Officl | 1,800.00 | 0.00 | 0.00 | 0.00 | 0.00 | 1,800.00 |
| 10E050 | 1525 | 3190 | 00 000000 | RCHS Girls Soccer Part Exp | 500.00 | 0.00 | 0.00 | 0.00 | 0.00 | 500.00 |
| 10E050 | 1525 | 3320 | 00 000000 | RCHS Girls Soccer Trav | 0.00 | 0.00 | 0.00 | 0.00 | 0.00 | 0.00 |
| 10E--- | 1525 | 3--- | -- | ----- | 2,300.00 | 0.00 | 0.00 | 0.00 | 0.00 | 2,300.00 |
| 10E050 | 1525 | 4100 | 00 000000 | RCHS Girls Soccer Supp | 890.00 | 0.00 | 0.00 | 0.00 | 0.00 | 890.00 |
| 10E--- | 1525 | 4--- | -- | ----- | 890.00 | 0.00 | 0.00 | 0.00 | 0.00 | 890.00 |
| 10E050 | 1530 | 1100 | 00 000000 | RCHS Boys Tennis Coach Sal | 5,750.00 | 0.00 | 0.00 | 0.00 | 0.00 | 5,750.00 |
| 10E--- | 1530 | 1--- | -- | ----- | 5,750.00 | 0.00 | 0.00 | 0.00 | 0.00 | 5,750.00 |

| Account Level | | | | 2023-24 | October 2023-24 | 2023-24 | 2023-24 | Encumbered | 2023-24 | |
|---------------|------|------|-----------|-------------------------------|-----------------|------------------|---------------|----------------|---------|-----------------|
| FDTLOC | FUNC | OBJ | SJ | Description | Budget | Monthly Activity | FYTD Activity | Batch Activity | Amount | Available Funds |
| 10E050 | 1530 | 2110 | 00 000000 | RCHS Boys Tennis Cch TRS | 0.00 | 0.00 | 0.00 | 0.00 | 0.00 | 0.00 |
| 10E--- | 1530 | 2--- | -- ----- | | 0.00 | 0.00 | 0.00 | 0.00 | 0.00 | 0.00 |
| 10E050 | 1530 | 3190 | 00 000000 | RCHS Boys Tennis Part Exp | 250.00 | 0.00 | 0.00 | 0.00 | 0.00 | 250.00 |
| 10E050 | 1530 | 3320 | 00 000000 | RCHS Boys Tennis Trav | 0.00 | 0.00 | 0.00 | 0.00 | 0.00 | 0.00 |
| 10E--- | 1530 | 3--- | -- ----- | | 250.00 | 0.00 | 0.00 | 0.00 | 0.00 | 250.00 |
| 10E050 | 1530 | 4100 | 00 000000 | RCHS Boys Tennis Supplies | 215.00 | 0.00 | 0.00 | 0.00 | 0.00 | 215.00 |
| 10E--- | 1530 | 4--- | -- ----- | | 215.00 | 0.00 | 0.00 | 0.00 | 0.00 | 215.00 |
| 10E050 | 1531 | 1100 | 00 000000 | RCHS Football Coach Sal | 23,200.00 | 54.00 | 155.37 | 0.00 | 0.00 | 23,044.63 |
| 10E050 | 1531 | 1120 | 00 000000 | RCHS Football Game Wrks | 3,000.00 | 582.56 | 735.56 | 0.00 | 0.00 | 2,264.44 |
| 10E--- | 1531 | 1--- | -- ----- | | 26,200.00 | 636.56 | 890.93 | 0.00 | 0.00 | 25,309.07 |
| 10E050 | 1531 | 2110 | 00 000000 | RCHS Football Coach TRS | 1,850.00 | 116.23 | 127.49 | 0.00 | 0.00 | 1,722.51 |
| 10E--- | 1531 | 2--- | -- ----- | | 1,850.00 | 116.23 | 127.49 | 0.00 | 0.00 | 1,722.51 |
| 10E050 | 1531 | 3100 | 00 000000 | RCHS Football Officials | 3,520.00 | 1,630.00 | 2,055.00 | 0.00 | 0.00 | 1,465.00 |
| 10E050 | 1531 | 3190 | 00 000000 | RCHS Football Part Exp | 900.00 | 0.00 | 0.00 | 0.00 | 0.00 | 900.00 |
| 10E050 | 1531 | 3230 | 00 000000 | RCHS Football Recond Equip | 6,000.00 | 0.00 | 11,077.83 | 0.00 | 0.00 | -5,077.83 |
| 10E050 | 1531 | 3320 | 00 000000 | RCHS Football Travel | 0.00 | 0.00 | 0.00 | 0.00 | 0.00 | 0.00 |
| 10E050 | 1531 | 3800 | 00 000000 | RCHS Football Insurance | 0.00 | 0.00 | 0.00 | 0.00 | 0.00 | 0.00 |
| 10E--- | 1531 | 3--- | -- ----- | | 10,420.00 | 1,630.00 | 13,132.83 | 0.00 | 0.00 | -2,712.83 |
| 10E050 | 1531 | 4100 | 00 000000 | RCHS Football Supplies | 4,700.00 | 0.00 | 4,700.00 | 0.00 | 0.00 | 0.00 |
| 10E--- | 1531 | 4--- | -- ----- | | 4,700.00 | 0.00 | 4,700.00 | 0.00 | 0.00 | 0.00 |
| 10E050 | 1532 | 1100 | 00 000000 | RCHS Boys Basketball Cch Sal | 16,150.00 | 0.00 | 0.00 | 0.00 | 0.00 | 16,150.00 |
| 10E050 | 1532 | 1120 | 00 000000 | RCHS Boys Basketball Wrk Sal | 3,100.00 | 0.00 | 0.00 | 0.00 | 0.00 | 3,100.00 |
| 10E050 | 1532 | 1200 | 00 000000 | RCHS Boys BB Sub | 0.00 | 0.00 | 0.00 | 0.00 | 0.00 | 0.00 |
| 10E--- | 1532 | 1--- | -- ----- | | 19,250.00 | 0.00 | 0.00 | 0.00 | 0.00 | 19,250.00 |
| 10E050 | 1532 | 2110 | 00 000000 | RCHS Boys Basketball TRS | 1,950.00 | 0.00 | 0.00 | 0.00 | 0.00 | 1,950.00 |
| 10E--- | 1532 | 2--- | -- ----- | | 1,950.00 | 0.00 | 0.00 | 0.00 | 0.00 | 1,950.00 |
| 10E050 | 1532 | 3100 | 00 000000 | RCHS Boys Basketball Official | 4,140.00 | 0.00 | 0.00 | 0.00 | 0.00 | 4,140.00 |
| 10E050 | 1532 | 3190 | 00 000000 | RCHS Boys Basketball Part Exp | 650.00 | 0.00 | 0.00 | 0.00 | 0.00 | 650.00 |
| 10E050 | 1532 | 3320 | 00 000000 | RCHS Boys Basketball Travel | 0.00 | 0.00 | 0.00 | 0.00 | 0.00 | 0.00 |
| 10E--- | 1532 | 3--- | -- ----- | | 4,790.00 | 0.00 | 0.00 | 0.00 | 0.00 | 4,790.00 |
| 10E050 | 1532 | 4100 | 00 000000 | RCHS Boys Basketball Supplies | 1,275.00 | 1,074.01 | 1,074.01 | 0.00 | 66.00 | 134.99 |
| 10E--- | 1532 | 4--- | -- ----- | | 1,275.00 | 1,074.01 | 1,074.01 | 0.00 | 66.00 | 134.99 |
| 10E050 | 1533 | 1100 | 00 000000 | RCHS Boys Track Coach Sal | 8,425.00 | 0.00 | 500.00 | 0.00 | 0.00 | 7,925.00 |
| 10E050 | 1533 | 1110 | 00 000000 | RCHS Boys Track Wrkrs Salary | 600.00 | 0.00 | -500.00 | 0.00 | 0.00 | 1,100.00 |
| 10E--- | 1533 | 1--- | -- ----- | | 9,025.00 | 0.00 | 0.00 | 0.00 | 0.00 | 9,025.00 |
| 10E050 | 1533 | 2110 | 00 000000 | RCHS Boys Track Coach TRS | 1,000.00 | 0.00 | 0.00 | 0.00 | 0.00 | 1,000.00 |
| 10E--- | 1533 | 2--- | -- ----- | | 1,000.00 | 0.00 | 0.00 | 0.00 | 0.00 | 1,000.00 |
| 10E050 | 1533 | 3100 | 00 000000 | RCHS Boys Track Officials | 200.00 | 0.00 | 0.00 | 0.00 | 0.00 | 200.00 |
| 10E050 | 1533 | 3190 | 00 000000 | RCHS Boys Track Part Exp | 1,650.00 | 0.00 | 0.00 | 0.00 | 0.00 | 1,650.00 |
| 10E050 | 1533 | 3320 | 00 000000 | RCHS Boys Track Travel | 0.00 | 0.00 | 0.00 | 0.00 | 0.00 | 0.00 |

| Account Level | | | | 2023-24 | October 2023-24 | 2023-24 | 2023-24 | Encumbered | 2023-24 | |
|---------------|------|------|----|-------------|--------------------------------|------------------|---------------|----------------|---------|-----------------|
| FDTLOC | FUNC | OBJ | SJ | Description | Budget | Monthly Activity | FYTD Activity | Batch Activity | Amount | Available Funds |
| 10E--- | 1533 | 3--- | -- | ----- | 1,850.00 | 0.00 | 0.00 | 0.00 | 0.00 | 1,850.00 |
| 10E050 | 1533 | 4100 | 00 | 000000 | RCHS Boys Track Supplies | 640.00 | 0.00 | 0.00 | 308.49 | 331.51 |
| 10E--- | 1533 | 4--- | -- | ----- | 640.00 | 0.00 | 0.00 | 0.00 | 308.49 | 331.51 |
| 10E050 | 1533 | 5500 | 00 | 000000 | RCHS Boys Track Equipment | 0.00 | 0.00 | 0.00 | 0.00 | 0.00 |
| 10E--- | 1533 | 5--- | -- | ----- | 0.00 | 0.00 | 0.00 | 0.00 | 0.00 | 0.00 |
| 10E050 | 1534 | 1100 | 00 | 000000 | RCHS Boys Baseball Cch Sal | 9,500.00 | 0.00 | 0.00 | 0.00 | 9,500.00 |
| 10E050 | 1534 | 1120 | 00 | 000000 | RCHS Baseball Workers | 700.00 | 0.00 | 0.00 | 0.00 | 700.00 |
| 10E--- | 1534 | 1--- | -- | ----- | 10,200.00 | 0.00 | 0.00 | 0.00 | 0.00 | 10,200.00 |
| 10E050 | 1534 | 2110 | 00 | 000000 | RCHS Boys Baseball TRS | 1,150.00 | 0.00 | 0.00 | 0.00 | 1,150.00 |
| 10E--- | 1534 | 2--- | -- | ----- | 1,150.00 | 0.00 | 0.00 | 0.00 | 0.00 | 1,150.00 |
| 10E050 | 1534 | 3100 | 00 | 000000 | RCHS Boys Baseball Official | 4,100.00 | 0.00 | 0.00 | 0.00 | 4,100.00 |
| 10E050 | 1534 | 3190 | 00 | 000000 | RCHS Boys Baseball Part Exp | 0.00 | 0.00 | 0.00 | 0.00 | 0.00 |
| 10E050 | 1534 | 3320 | 00 | 000000 | RCHS Boys Baseball Travel | 0.00 | 0.00 | 0.00 | 0.00 | 0.00 |
| 10E--- | 1534 | 3--- | -- | ----- | 4,100.00 | 0.00 | 0.00 | 0.00 | 0.00 | 4,100.00 |
| 10E050 | 1534 | 4100 | 00 | 000000 | RCHS Boys Baseball Supplies | 1,875.00 | 0.00 | 0.00 | 0.00 | 1,875.00 |
| 10E--- | 1534 | 4--- | -- | ----- | 1,875.00 | 0.00 | 0.00 | 0.00 | 0.00 | 1,875.00 |
| 10E050 | 1536 | 1100 | 00 | 000000 | RCHS Soccer Coach Sal | 8,500.00 | 0.00 | 0.00 | 0.00 | 8,500.00 |
| 10E--- | 1536 | 1--- | -- | ----- | 8,500.00 | 0.00 | 0.00 | 0.00 | 0.00 | 8,500.00 |
| 10E050 | 1536 | 2110 | 00 | 000000 | RCHS Soccer Coach TRS | 0.00 | 0.00 | 0.00 | 0.00 | 0.00 |
| 10E--- | 1536 | 2--- | -- | ----- | 0.00 | 0.00 | 0.00 | 0.00 | 0.00 | 0.00 |
| 10E050 | 1536 | 3100 | 00 | 000000 | RCHS Soccer Officials | 2,250.00 | 1,000.00 | 1,250.00 | 0.00 | 1,000.00 |
| 10E050 | 1536 | 3190 | 00 | 000000 | RCHS Soccer Part Exp | 500.00 | 0.00 | 225.00 | 0.00 | 275.00 |
| 10E050 | 1536 | 3320 | 00 | 000000 | RCHS Soccer Travel | 0.00 | 0.00 | 0.00 | 0.00 | 0.00 |
| 10E--- | 1536 | 3--- | -- | ----- | 2,750.00 | 1,000.00 | 1,475.00 | 0.00 | 0.00 | 1,275.00 |
| 10E050 | 1536 | 4100 | 00 | 000000 | RCHS Soccer Supplies | 1,020.00 | 0.00 | 372.21 | 0.00 | 647.79 |
| 10E--- | 1536 | 4--- | -- | ----- | 1,020.00 | 0.00 | 372.21 | 0.00 | 0.00 | 647.79 |
| 10E050 | 1537 | 1100 | 00 | 000000 | RCHS Bass Fishing Coach Sal | 2,875.00 | 0.00 | 0.00 | 0.00 | 2,875.00 |
| 10E--- | 1537 | 1--- | -- | ----- | 2,875.00 | 0.00 | 0.00 | 0.00 | 0.00 | 2,875.00 |
| 10E050 | 1537 | 3190 | 00 | 000000 | Bass Fishing Particip Expenses | 300.00 | 0.00 | 0.00 | 0.00 | 300.00 |
| 10E--- | 1537 | 3--- | -- | ----- | 300.00 | 0.00 | 0.00 | 0.00 | 0.00 | 300.00 |
| 10E040 | 1540 | 1100 | 00 | 000000 | RCMS A D Sal | 3,000.00 | 249.08 | 864.26 | 0.00 | 2,135.74 |
| 10E--- | 1540 | 1--- | -- | ----- | 3,000.00 | 249.08 | 864.26 | 0.00 | 0.00 | 2,135.74 |
| 10E040 | 1540 | 2110 | 00 | 000000 | RCMS A D TRS | 375.00 | 28.06 | 97.36 | 0.00 | 277.64 |
| 10E040 | 1540 | 2200 | 00 | 000000 | | 0.00 | 0.00 | 0.00 | 0.00 | 0.00 |
| 10E--- | 1540 | 2--- | -- | ----- | 375.00 | 28.06 | 97.36 | 0.00 | 0.00 | 277.64 |
| 10E040 | 1540 | 3190 | 00 | 000000 | RCMS AD Pur Serv | 250.00 | 0.00 | 15.00 | 0.00 | 235.00 |
| 10E040 | 1540 | 3320 | 00 | 000000 | RCMS A D Travel | 700.00 | 0.00 | 0.00 | 151.59 | 548.41 |
| 10E040 | 1540 | 3910 | 00 | 000000 | RCMS A D State Plyoffs | 365.00 | 0.00 | 0.00 | 0.00 | 365.00 |
| 10E--- | 1540 | 3--- | -- | ----- | 1,315.00 | 0.00 | 15.00 | 0.00 | 151.59 | 1,148.41 |
| 10E040 | 1540 | 4100 | 00 | 000000 | RCMS A D Supplies | 305.00 | 0.00 | 212.36 | 0.00 | 92.64 |

| Account Level | | | | 2023-24 | October 2023-24 | 2023-24 | 2023-24 | Encumbered | 2023-24 | |
|---------------|------|------|-----------|--------------------------------|-----------------|------------------|---------------|----------------|---------|-----------------|
| FDTLOC | FUNC | OBJ | SJ | Description | Budget | Monthly Activity | FYTD Activity | Batch Activity | Amount | Available Funds |
| 10E040 | 1540 | 4110 | 00 000000 | RCMS A D Awards | 1,700.00 | 40.00 | 285.80 | 0.00 | 0.00 | 1,414.20 |
| 10E040 | 1540 | 4120 | 00 000000 | RCMS Athletic Uniforms | 2,000.00 | 0.00 | 0.00 | 0.00 | 0.00 | 2,000.00 |
| 10E--- | 1540 | 4--- | -- ----- | | 4,005.00 | 40.00 | 498.16 | 0.00 | 0.00 | 3,506.84 |
| 10E040 | 1540 | 6400 | 00 000000 | RCMS A D Dues/Fees | 1,200.00 | 0.00 | 540.00 | 0.00 | 0.00 | 660.00 |
| 10E--- | 1540 | 6--- | -- ----- | | 1,200.00 | 0.00 | 540.00 | 0.00 | 0.00 | 660.00 |
| 10E040 | 1550 | 1100 | 00 000000 | RCMS Chrlldr Spons Sal | 4,200.00 | 0.00 | 0.00 | 0.00 | 0.00 | 4,200.00 |
| 10E--- | 1550 | 1--- | -- ----- | | 4,200.00 | 0.00 | 0.00 | 0.00 | 0.00 | 4,200.00 |
| 10E040 | 1550 | 2110 | 00 000000 | RCMS Chrlldr Spons TRS | 0.00 | 0.00 | 0.00 | 0.00 | 0.00 | 0.00 |
| 10E--- | 1550 | 2--- | -- ----- | | 0.00 | 0.00 | 0.00 | 0.00 | 0.00 | 0.00 |
| 10E040 | 1550 | 3190 | 00 000000 | RCMS Chrlldr Part Exp | 0.00 | 0.00 | 0.00 | 0.00 | 0.00 | 0.00 |
| 10E040 | 1550 | 3320 | 00 000000 | RCMS Chrlldr Travel | 0.00 | 0.00 | 0.00 | 0.00 | 0.00 | 0.00 |
| 10E--- | 1550 | 3--- | -- ----- | | 0.00 | 0.00 | 0.00 | 0.00 | 0.00 | 0.00 |
| 10E040 | 1550 | 4100 | 00 000000 | RCMS Chrlldr Supplies | 500.00 | 321.59 | 321.59 | 0.00 | 195.86 | -17.45 |
| 10E--- | 1550 | 4--- | -- ----- | | 500.00 | 321.59 | 321.59 | 0.00 | 195.86 | -17.45 |
| 10E040 | 1550 | 6400 | 00 000000 | RCMS Chrlldr Dues/Fees | 0.00 | 0.00 | 0.00 | 0.00 | 0.00 | 0.00 |
| 10E--- | 1550 | 6--- | -- ----- | | 0.00 | 0.00 | 0.00 | 0.00 | 0.00 | 0.00 |
| 10E040 | 1551 | 1100 | 00 000000 | RCMS X-Country Coach Sal | 3,800.00 | 4,249.10 | 4,249.10 | 0.00 | 0.00 | -449.10 |
| 10E040 | 1551 | 1120 | 00 000000 | RCMS X-Country Wrk Sal | 1,000.00 | 477.00 | 477.00 | 0.00 | 0.00 | 523.00 |
| 10E--- | 1551 | 1--- | -- ----- | | 4,800.00 | 4,726.10 | 4,726.10 | 0.00 | 0.00 | 73.90 |
| 10E040 | 1551 | 2110 | 00 000000 | RCMS X-Country Coach TRS | 450.00 | 545.80 | 545.80 | 0.00 | 0.00 | -95.80 |
| 10E--- | 1551 | 2--- | -- ----- | | 450.00 | 545.80 | 545.80 | 0.00 | 0.00 | -95.80 |
| 10E040 | 1551 | 3100 | 00 000000 | MS Cross Country Officials | 100.00 | 0.00 | 0.00 | 0.00 | 0.00 | 100.00 |
| 10E040 | 1551 | 3190 | 00 000000 | RCMS X-Country Part Exp | 150.00 | 75.00 | 224.00 | 0.00 | 0.00 | -74.00 |
| 10E040 | 1551 | 3320 | 00 000000 | RCMS X-Country Travel | 0.00 | 0.00 | 0.00 | 0.00 | 0.00 | 0.00 |
| 10E--- | 1551 | 3--- | -- ----- | | 250.00 | 75.00 | 224.00 | 0.00 | 0.00 | 26.00 |
| 10E040 | 1551 | 4100 | 00 000000 | RCMS X-Country Supplies | 500.00 | 23.74 | 618.43 | 0.00 | 0.00 | -118.43 |
| 10E--- | 1551 | 4--- | -- ----- | | 500.00 | 23.74 | 618.43 | 0.00 | 0.00 | -118.43 |
| 10E040 | 1551 | 6400 | 00 000000 | RCMS X-Country Dues/Fees | 0.00 | 0.00 | 0.00 | 0.00 | 0.00 | 0.00 |
| 10E--- | 1551 | 6--- | -- ----- | | 0.00 | 0.00 | 0.00 | 0.00 | 0.00 | 0.00 |
| 10E040 | 1552 | 1100 | 00 000000 | RCMS Baseball Coaches Salary | 2,350.00 | 1,576.10 | 1,576.10 | 0.00 | 0.00 | 773.90 |
| 10E--- | 1552 | 1--- | -- ----- | | 2,350.00 | 1,576.10 | 1,576.10 | 0.00 | 0.00 | 773.90 |
| 10E040 | 1552 | 2110 | 00 000000 | RCMS Baseball Coaches TRS | 285.00 | 177.39 | 177.39 | 0.00 | 0.00 | 107.61 |
| 10E--- | 1552 | 2--- | -- ----- | | 285.00 | 177.39 | 177.39 | 0.00 | 0.00 | 107.61 |
| 10E040 | 1552 | 3100 | 00 000000 | RCMS Baseball Officals | 1,000.00 | 650.00 | 1,100.00 | 0.00 | 0.00 | -100.00 |
| 10E040 | 1552 | 3190 | 00 000000 | RCMS Baseball Particip Expense | 750.00 | 0.00 | 0.00 | 0.00 | 0.00 | 750.00 |
| 10E040 | 1552 | 3320 | 00 000000 | RCMS Baseball Travel | 0.00 | 0.00 | 0.00 | 0.00 | 0.00 | 0.00 |
| 10E--- | 1552 | 3--- | -- ----- | | 1,750.00 | 650.00 | 1,100.00 | 0.00 | 0.00 | 650.00 |
| 10E040 | 1552 | 4100 | 00 000000 | RCMS Baseball Supplies | 1,250.00 | 0.00 | 1,219.60 | 0.00 | 0.00 | 30.40 |
| 10E--- | 1552 | 4--- | -- ----- | | 1,250.00 | 0.00 | 1,219.60 | 0.00 | 0.00 | 30.40 |
| 10E040 | 1552 | 5500 | 00 000000 | RCMS Baseball Equipment | 750.00 | 0.00 | 0.00 | 0.00 | 0.00 | 750.00 |

| Account Level | | | | 2023-24 | October 2023-24 | 2023-24 | 2023-24 | Encumbered | 2023-24 | |
|---------------|------|------|----|-------------|--------------------------------|------------------|---------------|----------------|---------|-----------------|
| FDTLOC | FUNC | OBJ | SJ | Description | Budget | Monthly Activity | FYTD Activity | Batch Activity | Amount | Available Funds |
| 10E--- | 1552 | 5--- | -- | ----- | 750.00 | 0.00 | 0.00 | 0.00 | 0.00 | 750.00 |
| 10E040 | 1553 | 1100 | 00 | 000000 | RCMS Softball Coaches Salary | 2,250.00 | 2,353.17 | 2,353.17 | 0.00 | -103.17 |
| 10E--- | 1553 | 1--- | -- | ----- | 2,250.00 | 2,353.17 | 2,353.17 | 0.00 | 0.00 | -103.17 |
| 10E040 | 1553 | 2110 | 00 | 000000 | RCMS Softball Coaches TRS | 270.00 | 264.88 | 264.88 | 0.00 | 5.12 |
| 10E--- | 1553 | 2--- | -- | ----- | 270.00 | 264.88 | 264.88 | 0.00 | 0.00 | 5.12 |
| 10E040 | 1553 | 3100 | 00 | 000000 | RCMS Softball Officials | 1,000.00 | 500.00 | 1,100.00 | 0.00 | -100.00 |
| 10E040 | 1553 | 3190 | 00 | 000000 | RCMS Softball Particip Expense | 750.00 | 0.00 | 200.00 | 0.00 | 550.00 |
| 10E040 | 1553 | 3320 | 00 | 000000 | RCMS Softball Travel | 0.00 | 0.00 | 0.00 | 0.00 | 0.00 |
| 10E--- | 1553 | 3--- | -- | ----- | 1,750.00 | 500.00 | 1,300.00 | 0.00 | 0.00 | 450.00 |
| 10E040 | 1553 | 4100 | 00 | 000000 | RCMS Softball Supplies | 1,250.00 | 0.00 | 769.80 | 0.00 | 480.20 |
| 10E--- | 1553 | 4--- | -- | ----- | 1,250.00 | 0.00 | 769.80 | 0.00 | 0.00 | 480.20 |
| 10E040 | 1553 | 5500 | 00 | 000000 | RCMS Softball Equipment | 750.00 | 0.00 | 0.00 | 0.00 | 750.00 |
| 10E--- | 1553 | 5--- | -- | ----- | 750.00 | 0.00 | 0.00 | 0.00 | 0.00 | 750.00 |
| 10E040 | 1560 | 1100 | 00 | 000000 | RCMS Girls Basketball Cch Sal | 7,800.00 | 0.00 | 0.00 | 0.00 | 7,800.00 |
| 10E040 | 1560 | 1120 | 00 | 000000 | RCMS Girls Basketball Wrks Sal | 1,500.00 | 0.00 | 0.00 | 0.00 | 1,500.00 |
| 10E--- | 1560 | 1--- | -- | ----- | 9,300.00 | 0.00 | 0.00 | 0.00 | 0.00 | 9,300.00 |
| 10E040 | 1560 | 2110 | 00 | 000000 | RCMS Girls Basketball Coach TR | 525.00 | 0.00 | 0.00 | 0.00 | 525.00 |
| 10E040 | 1560 | 2130 | 00 | 000000 | | 0.00 | 0.00 | 0.00 | 0.00 | 0.00 |
| 10E--- | 1560 | 2--- | -- | ----- | 525.00 | 0.00 | 0.00 | 0.00 | 0.00 | 525.00 |
| 10E040 | 1560 | 3100 | 00 | 000000 | RCMS Girls Basketball Official | 2,500.00 | 0.00 | 0.00 | 0.00 | 2,500.00 |
| 10E040 | 1560 | 3190 | 00 | 000000 | RCMS Girls Basketball Part Exp | 0.00 | 0.00 | 0.00 | 0.00 | 0.00 |
| 10E040 | 1560 | 3320 | 00 | 000000 | RCMS Girls Basketball Travel | 0.00 | 0.00 | 0.00 | 0.00 | 0.00 |
| 10E--- | 1560 | 3--- | -- | ----- | 2,500.00 | 0.00 | 0.00 | 0.00 | 0.00 | 2,500.00 |
| 10E040 | 1560 | 4100 | 00 | 000000 | RCMS Girls Basketball Supplies | 1,250.00 | 0.00 | 0.00 | 0.00 | 1,250.00 |
| 10E--- | 1560 | 4--- | -- | ----- | 1,250.00 | 0.00 | 0.00 | 0.00 | 0.00 | 1,250.00 |
| 10E040 | 1560 | 5400 | 00 | 000000 | RCMS Girls Basketball Equip | 0.00 | 0.00 | 0.00 | 0.00 | 0.00 |
| 10E--- | 1560 | 5--- | -- | ----- | 0.00 | 0.00 | 0.00 | 0.00 | 0.00 | 0.00 |
| 10E040 | 1560 | 6400 | 00 | 000000 | RCMS Girls Basktbball Due/Fees | 100.00 | 0.00 | 0.00 | 0.00 | 100.00 |
| 10E--- | 1560 | 6--- | -- | ----- | 100.00 | 0.00 | 0.00 | 0.00 | 0.00 | 100.00 |
| 10E040 | 1561 | 1100 | 00 | 000000 | RCMS Volleybl Coach Sal | 6,400.00 | 0.00 | 0.00 | 0.00 | 6,400.00 |
| 10E040 | 1561 | 1120 | 00 | 000000 | RCMS Volleybl Gm Wrk Sal | 750.00 | 72.00 | 72.00 | 0.00 | 678.00 |
| 10E--- | 1561 | 1--- | -- | ----- | 7,150.00 | 72.00 | 72.00 | 0.00 | 0.00 | 7,078.00 |
| 10E040 | 1561 | 2110 | 00 | 000000 | RCMS Volleybl Coach TRS | 1,650.00 | 0.00 | 0.00 | 0.00 | 1,650.00 |
| 10E040 | 1561 | 2130 | 00 | 000000 | | 0.00 | 0.00 | 0.00 | 0.00 | 0.00 |
| 10E--- | 1561 | 2--- | -- | ----- | 1,650.00 | 0.00 | 0.00 | 0.00 | 0.00 | 1,650.00 |
| 10E040 | 1561 | 3100 | 00 | 000000 | RCMS Volleybl Officials | 1,100.00 | 0.00 | 0.00 | 0.00 | 1,100.00 |
| 10E040 | 1561 | 3190 | 00 | 000000 | RCMS Volleybl Part Exp | 700.00 | 0.00 | 0.00 | 0.00 | 700.00 |
| 10E040 | 1561 | 3320 | 00 | 000000 | RCMS Volleybl Travel | 0.00 | 0.00 | 0.00 | 0.00 | 0.00 |
| 10E--- | 1561 | 3--- | -- | ----- | 1,800.00 | 0.00 | 0.00 | 0.00 | 0.00 | 1,800.00 |
| 10E040 | 1561 | 4100 | 00 | 000000 | RCMS Volleybl Supplies | 500.00 | 0.00 | 0.00 | 0.00 | 500.00 |

| Account Level | | | | 2023-24 | October 2023-24 | 2023-24 | 2023-24 | Encumbered | 2023-24 | |
|---------------|------|------|----|-------------|--------------------------------|------------------|---------------|----------------|---------|-----------------|
| FDTLOC | FUNC | OBJ | SJ | Description | Budget | Monthly Activity | FYTD Activity | Batch Activity | Amount | Available Funds |
| 10E--- | 1561 | 4--- | -- | ----- | 500.00 | 0.00 | 0.00 | 0.00 | 0.00 | 500.00 |
| 10E040 | 1561 | 6400 | 00 | 000000 | RCMS Volleybl Dues/Fees | 0.00 | 0.00 | 0.00 | 0.00 | 0.00 |
| 10E--- | 1561 | 6--- | -- | ----- | 0.00 | 0.00 | 0.00 | 0.00 | 0.00 | 0.00 |
| 10E040 | 1562 | 1100 | 00 | 000000 | RCMS Grls Trk Coach Sal | 4,550.00 | 0.00 | 0.00 | 0.00 | 4,550.00 |
| 10E--- | 1562 | 1--- | -- | ----- | 4,550.00 | 0.00 | 0.00 | 0.00 | 0.00 | 4,550.00 |
| 10E040 | 1562 | 2110 | 00 | 000000 | RCMS Grls Trk Cch TRS | 0.00 | 0.00 | 0.00 | 0.00 | 0.00 |
| 10E--- | 1562 | 2--- | -- | ----- | 0.00 | 0.00 | 0.00 | 0.00 | 0.00 | 0.00 |
| 10E040 | 1562 | 3100 | 00 | 000000 | RCMS Grls Trk Officials | 300.00 | 0.00 | 0.00 | 0.00 | 300.00 |
| 10E040 | 1562 | 3190 | 00 | 000000 | RCMS Girls Track Part Exp | 0.00 | 0.00 | 0.00 | 0.00 | 0.00 |
| 10E040 | 1562 | 3320 | 00 | 000000 | RCMS Grls Trk Travel | 0.00 | 0.00 | 0.00 | 0.00 | 0.00 |
| 10E--- | 1562 | 3--- | -- | ----- | 300.00 | 0.00 | 0.00 | 0.00 | 0.00 | 300.00 |
| 10E040 | 1562 | 4100 | 00 | 000000 | RCMS Grls Trk Supplies | 750.00 | 0.00 | 0.00 | 0.00 | 750.00 |
| 10E--- | 1562 | 4--- | -- | ----- | 750.00 | 0.00 | 0.00 | 0.00 | 0.00 | 750.00 |
| 10E040 | 1562 | 6400 | 00 | 000000 | RCMS Grls Trk Dues/Fees | 0.00 | 0.00 | 0.00 | 0.00 | 0.00 |
| 10E--- | 1562 | 6--- | -- | ----- | 0.00 | 0.00 | 0.00 | 0.00 | 0.00 | 0.00 |
| 10E040 | 1563 | 1100 | 00 | 000000 | RCMS 6th girls BBall Coach Sal | 2,625.00 | 0.00 | 0.00 | 0.00 | 2,625.00 |
| 10E--- | 1563 | 1--- | -- | ----- | 2,625.00 | 0.00 | 0.00 | 0.00 | 0.00 | 2,625.00 |
| 10E040 | 1563 | 2110 | 00 | 000000 | RCMS 6th girls BBall Coach TRS | 325.00 | 0.00 | 0.00 | 0.00 | 325.00 |
| 10E--- | 1563 | 2--- | -- | ----- | 325.00 | 0.00 | 0.00 | 0.00 | 0.00 | 325.00 |
| 10E040 | 1563 | 3100 | 00 | 000000 | RCMS 6th girls BBall Officials | 1,000.00 | 0.00 | 0.00 | 0.00 | 1,000.00 |
| 10E040 | 1563 | 3190 | 00 | 000000 | MS 6th girls BBall Partic Exp | 0.00 | 0.00 | 0.00 | 0.00 | 0.00 |
| 10E040 | 1563 | 3320 | 00 | 000000 | RCMS 6th girls B-Ball Travel | 0.00 | 0.00 | 0.00 | 0.00 | 0.00 |
| 10E--- | 1563 | 3--- | -- | ----- | 1,000.00 | 0.00 | 0.00 | 0.00 | 0.00 | 1,000.00 |
| 10E040 | 1563 | 4100 | 00 | 000000 | RCMS 6th girls B-Ball Supplies | 500.00 | 0.00 | 0.00 | 0.00 | 500.00 |
| 10E--- | 1563 | 4--- | -- | ----- | 500.00 | 0.00 | 0.00 | 0.00 | 0.00 | 500.00 |
| 10E040 | 1563 | 5500 | 00 | 000000 | RCMS 6th girls BBall Equipment | 0.00 | 0.00 | 0.00 | 0.00 | 0.00 |
| 10E--- | 1563 | 5--- | -- | ----- | 0.00 | 0.00 | 0.00 | 0.00 | 0.00 | 0.00 |
| 10E040 | 1564 | 1100 | 00 | 000000 | RCMS 6th Boys Bb Coach Salary | 2,875.00 | 0.00 | 0.00 | 0.00 | 2,875.00 |
| 10E--- | 1564 | 1--- | -- | ----- | 2,875.00 | 0.00 | 0.00 | 0.00 | 0.00 | 2,875.00 |
| 10E040 | 1564 | 2110 | 00 | 000000 | RCMS 6th Boys Bball Coach TRS | 335.00 | 0.00 | 0.00 | 0.00 | 335.00 |
| 10E--- | 1564 | 2--- | -- | ----- | 335.00 | 0.00 | 0.00 | 0.00 | 0.00 | 335.00 |
| 10E040 | 1564 | 3100 | 00 | 000000 | RCMS 6th Boys Bball Officials | 1,000.00 | 0.00 | 0.00 | 0.00 | 1,000.00 |
| 10E040 | 1564 | 3190 | 00 | 000000 | RCMS 6th Boys Bball Partic Exp | 0.00 | 0.00 | 0.00 | 0.00 | 0.00 |
| 10E040 | 1564 | 3320 | 00 | 000000 | RCMS 6th Boys Bball Travel | 0.00 | 0.00 | 0.00 | 0.00 | 0.00 |
| 10E--- | 1564 | 3--- | -- | ----- | 1,000.00 | 0.00 | 0.00 | 0.00 | 0.00 | 1,000.00 |
| 10E040 | 1564 | 4100 | 00 | 000000 | RCMS 6th Boys Bball Supplies | 500.00 | 0.00 | 0.00 | 0.00 | 500.00 |
| 10E--- | 1564 | 4--- | -- | ----- | 500.00 | 0.00 | 0.00 | 0.00 | 0.00 | 500.00 |
| 10E040 | 1564 | 5500 | 00 | 000000 | RCMS 6th Boys Bball Equipment | 0.00 | 0.00 | 0.00 | 0.00 | 0.00 |
| 10E--- | 1564 | 5--- | -- | ----- | 0.00 | 0.00 | 0.00 | 0.00 | 0.00 | 0.00 |
| 10E040 | 1570 | 1100 | 00 | 000000 | RCMS Boys Basketball Coach Sal | 6,600.00 | 0.00 | 0.00 | 0.00 | 6,600.00 |

| Account Level | | | | 2023-24 | October 2023-24 | 2023-24 | 2023-24 | Encumbered | 2023-24 | |
|---------------|------|------|-----------|--------------------------------|-----------------|------------------|---------------|----------------|----------|-----------------|
| FDTLOC | FUNC | OBJ | SJ | Description | Budget | Monthly Activity | FYTD Activity | Batch Activity | Amount | Available Funds |
| 10E040 | 1570 | 1120 | 00 000000 | RCMS Boys Basketball Wrk Sal | 1,100.00 | 0.00 | 0.00 | 0.00 | 0.00 | 1,100.00 |
| 10E040 | 1570 | 1210 | 00 000000 | | 0.00 | 0.00 | 0.00 | 0.00 | 0.00 | 0.00 |
| 10E--- | 1570 | 1--- | -- | | 7,700.00 | 0.00 | 0.00 | 0.00 | 0.00 | 7,700.00 |
| 10E040 | 1570 | 2110 | 00 000000 | RCMS Boys Basketball Coach TRS | 800.00 | 0.00 | 0.00 | 0.00 | 0.00 | 800.00 |
| 10E040 | 1570 | 2130 | 00 000000 | | 0.00 | 0.00 | 0.00 | 0.00 | 0.00 | 0.00 |
| 10E--- | 1570 | 2--- | -- | | 800.00 | 0.00 | 0.00 | 0.00 | 0.00 | 800.00 |
| 10E040 | 1570 | 3100 | 00 000000 | RCMS Boys Basketball Official | 2,500.00 | 0.00 | 0.00 | 0.00 | 25.98 | 2,474.02 |
| 10E040 | 1570 | 3190 | 00 000000 | RCMS Boys Basketball Part Exp | 0.00 | 0.00 | 0.00 | 0.00 | 0.00 | 0.00 |
| 10E040 | 1570 | 3320 | 00 000000 | RCMS Boys Basketball Travel | 0.00 | 0.00 | 0.00 | 0.00 | 0.00 | 0.00 |
| 10E--- | 1570 | 3--- | -- | | 2,500.00 | 0.00 | 0.00 | 0.00 | 25.98 | 2,474.02 |
| 10E040 | 1570 | 4100 | 00 000000 | RCMS Boys Basketball Supplies | 1,250.00 | 0.00 | 0.00 | 0.00 | 1,560.00 | -310.00 |
| 10E--- | 1570 | 4--- | -- | | 1,250.00 | 0.00 | 0.00 | 0.00 | 1,560.00 | -310.00 |
| 10E040 | 1570 | 6400 | 00 000000 | RCMS Boys Basketball Due/Fees | 100.00 | 0.00 | 0.00 | 0.00 | 0.00 | 100.00 |
| 10E--- | 1570 | 6--- | -- | | 100.00 | 0.00 | 0.00 | 0.00 | 0.00 | 100.00 |
| 10E040 | 1571 | 1100 | 00 000000 | RCMS Boys Track Coach Sal | 5,000.00 | 0.00 | 0.00 | 0.00 | 0.00 | 5,000.00 |
| 10E--- | 1571 | 1--- | -- | | 5,000.00 | 0.00 | 0.00 | 0.00 | 0.00 | 5,000.00 |
| 10E040 | 1571 | 2110 | 00 000000 | RCMS Boys Track Coach TRS | 250.00 | 0.00 | 0.00 | 0.00 | 0.00 | 250.00 |
| 10E--- | 1571 | 2--- | -- | | 250.00 | 0.00 | 0.00 | 0.00 | 0.00 | 250.00 |
| 10E040 | 1571 | 3100 | 00 000000 | RCMS Boys Track Officials | 300.00 | 0.00 | 0.00 | 0.00 | 0.00 | 300.00 |
| 10E040 | 1571 | 3190 | 00 000000 | RCMS Boys Track Part Exp | 0.00 | 0.00 | 0.00 | 0.00 | 0.00 | 0.00 |
| 10E040 | 1571 | 3320 | 00 000000 | RCMS Boys Track Travel | 0.00 | 0.00 | 0.00 | 0.00 | 0.00 | 0.00 |
| 10E--- | 1571 | 3--- | -- | | 300.00 | 0.00 | 0.00 | 0.00 | 0.00 | 300.00 |
| 10E040 | 1571 | 4100 | 00 000000 | RCMS Boys Track Supplies | 750.00 | 0.00 | 0.00 | 0.00 | 0.00 | 750.00 |
| 10E--- | 1571 | 4--- | -- | | 750.00 | 0.00 | 0.00 | 0.00 | 0.00 | 750.00 |
| 10E040 | 1571 | 6400 | 00 000000 | RCMS Boys Track Dues/Fees | 0.00 | 0.00 | 0.00 | 0.00 | 0.00 | 0.00 |
| 10E--- | 1571 | 6--- | -- | | 0.00 | 0.00 | 0.00 | 0.00 | 0.00 | 0.00 |
| 10E050 | 1572 | 1100 | 00 000000 | RCHS Wrestling Coach | 7,200.00 | 0.00 | 0.00 | 0.00 | 0.00 | 7,200.00 |
| 10E050 | 1572 | 1120 | 00 000000 | RCHS Wrestling Workers Sal | 500.00 | 0.00 | 0.00 | 0.00 | 0.00 | 500.00 |
| 10E--- | 1572 | 1--- | -- | | 7,700.00 | 0.00 | 0.00 | 0.00 | 0.00 | 7,700.00 |
| 10E050 | 1572 | 2110 | 00 000000 | RCHS Wrestling TRS | 0.00 | 0.00 | 0.00 | 0.00 | 0.00 | 0.00 |
| 10E--- | 1572 | 2--- | -- | | 0.00 | 0.00 | 0.00 | 0.00 | 0.00 | 0.00 |
| 10E050 | 1572 | 3100 | 00 000000 | RCHS Wrestling Officials | 1,440.00 | 0.00 | 0.00 | 0.00 | 0.00 | 1,440.00 |
| 10E050 | 1572 | 3190 | 00 000000 | RCHS Wrestling Entry Fees | 1,050.00 | 0.00 | 0.00 | 0.00 | 0.00 | 1,050.00 |
| 10E050 | 1572 | 3320 | 00 000000 | RCHS Wrestling Travel | 0.00 | 0.00 | 0.00 | 0.00 | 0.00 | 0.00 |
| 10E--- | 1572 | 3--- | -- | | 2,490.00 | 0.00 | 0.00 | 0.00 | 0.00 | 2,490.00 |
| 10E040 | 1572 | 4100 | 00 000000 | Wrestling Supplies | 0.00 | 0.00 | 0.00 | 0.00 | 0.00 | 0.00 |
| 10E050 | 1572 | 4100 | 00 000000 | RCHS Wrestling Supp | 510.00 | 0.00 | 0.00 | 0.00 | 0.00 | 510.00 |
| 10E--- | 1572 | 4--- | -- | | 510.00 | 0.00 | 0.00 | 0.00 | 0.00 | 510.00 |
| 10E040 | 1575 | 1100 | 00 000000 | RCMS Yearbook Sponsor Sal | 3,400.00 | 280.20 | 1,109.56 | 0.00 | 0.00 | 2,290.44 |
| 10E--- | 1575 | 1--- | -- | | 3,400.00 | 280.20 | 1,109.56 | 0.00 | 0.00 | 2,290.44 |

| Account Level | | | | | 2023-24 | October 2023-24 | 2023-24 | 2023-24 | Encumbered | 2023-24 |
|---------------|------|------|-----------|--------------------------------|-----------|------------------|---------------|----------------|------------|-----------------|
| FDTLOC | FUNC | OBJ | SJ | Description | Budget | Monthly Activity | FYTD Activity | Batch Activity | Amount | Available Funds |
| 10E040 | 1575 | 2110 | 00 000000 | RCMS Yearbook Sponsor TRS | 425.00 | 31.56 | 124.96 | 0.00 | 0.00 | 300.04 |
| 10E--- | 1575 | 2--- | -- | | 425.00 | 31.56 | 124.96 | 0.00 | 0.00 | 300.04 |
| 10E040 | 1576 | 1100 | 00 000000 | RCMS Student Council Sp | 1,500.00 | 124.54 | 493.16 | 0.00 | 0.00 | 1,006.84 |
| 10E--- | 1576 | 1--- | -- | | 1,500.00 | 124.54 | 493.16 | 0.00 | 0.00 | 1,006.84 |
| 10E040 | 1576 | 2110 | 00 000000 | RCMS Student Council TRS | 180.00 | 14.04 | 55.56 | 0.00 | 0.00 | 124.44 |
| 10E--- | 1576 | 2--- | -- | | 180.00 | 14.04 | 55.56 | 0.00 | 0.00 | 124.44 |
| 10E050 | 1580 | 1100 | 00 000000 | RCHS Scholastic Bowl Coach Sal | 4,900.00 | 0.00 | 0.00 | 0.00 | 0.00 | 4,900.00 |
| 10E--- | 1580 | 1--- | -- | | 4,900.00 | 0.00 | 0.00 | 0.00 | 0.00 | 4,900.00 |
| 10E050 | 1580 | 2110 | 00 000000 | RCHS Scholastic Bowl TRS | 590.00 | 0.00 | 0.00 | 0.00 | 0.00 | 590.00 |
| 10E--- | 1580 | 2--- | -- | | 590.00 | 0.00 | 0.00 | 0.00 | 0.00 | 590.00 |
| 10E050 | 1580 | 3190 | 00 000000 | RCHS Scholastic Bowl Purch Ser | 200.00 | 0.00 | 0.00 | 0.00 | 0.00 | 200.00 |
| 10E050 | 1580 | 3320 | 00 000000 | RCHS Scholastic Bowl Travel | 0.00 | 0.00 | 0.00 | 0.00 | 0.00 | 0.00 |
| 10E--- | 1580 | 3--- | -- | | 200.00 | 0.00 | 0.00 | 0.00 | 0.00 | 200.00 |
| 10E050 | 1580 | 4100 | 00 000000 | RCHSScholastic Bowl Supp | 340.00 | 0.00 | 0.00 | 0.00 | 0.00 | 340.00 |
| 10E--- | 1580 | 4--- | -- | | 340.00 | 0.00 | 0.00 | 0.00 | 0.00 | 340.00 |
| 10E050 | 1581 | 1100 | 00 000000 | RCHS Play Director Salary | 3,000.00 | 0.00 | 0.00 | 0.00 | 0.00 | 3,000.00 |
| 10E--- | 1581 | 1--- | -- | | 3,000.00 | 0.00 | 0.00 | 0.00 | 0.00 | 3,000.00 |
| 10E050 | 1581 | 2110 | 00 000000 | HS Play TRS | 360.00 | 0.00 | 0.00 | 0.00 | 0.00 | 360.00 |
| 10E--- | 1581 | 2--- | -- | | 360.00 | 0.00 | 0.00 | 0.00 | 0.00 | 360.00 |
| 10E050 | 1582 | 1100 | 00 000000 | RCHS Musical Sponsor Salary | 15,400.00 | 0.00 | 0.00 | 0.00 | 0.00 | 15,400.00 |
| 10E--- | 1582 | 1--- | -- | | 15,400.00 | 0.00 | 0.00 | 0.00 | 0.00 | 15,400.00 |
| 10E050 | 1582 | 2110 | 00 000000 | RCHS Musical Sponsor TRS | 1,875.00 | 0.00 | 0.00 | 0.00 | 0.00 | 1,875.00 |
| 10E050 | 1582 | 2130 | 00 000000 | | 0.00 | 0.00 | 0.00 | 0.00 | 0.00 | 0.00 |
| 10E050 | 1582 | 2200 | 00 000000 | | 0.00 | 0.00 | 0.00 | 0.00 | 0.00 | 0.00 |
| 10E--- | 1582 | 2--- | -- | | 1,875.00 | 0.00 | 0.00 | 0.00 | 0.00 | 1,875.00 |
| 10E050 | 1582 | 3190 | 00 000000 | RCHS Musical Purchase Serv | 1,500.00 | 0.00 | 1,615.40 | 0.00 | 0.00 | -115.40 |
| 10E--- | 1582 | 3--- | -- | | 1,500.00 | 0.00 | 1,615.40 | 0.00 | 0.00 | -115.40 |
| 10E050 | 1583 | 1100 | 00 000000 | RCHS Marching Band Dir Sal | 13,000.00 | 715.76 | 5,406.78 | 0.00 | 0.00 | 7,593.22 |
| 10E050 | 1583 | 1110 | 00 000000 | RCHS Band Camp Sal | 1,500.00 | 0.00 | 1,620.00 | 0.00 | 0.00 | -120.00 |
| 10E--- | 1583 | 1--- | -- | | 14,500.00 | 715.76 | 7,026.78 | 0.00 | 0.00 | 7,473.22 |
| 10E050 | 1583 | 2110 | 00 000000 | RCHS Marching Band Dir TRS | 1,560.00 | 42.08 | 638.86 | 0.00 | 0.00 | 921.14 |
| 10E--- | 1583 | 2--- | -- | | 1,560.00 | 42.08 | 638.86 | 0.00 | 0.00 | 921.14 |
| 10E050 | 1583 | 3190 | 00 000000 | RCHS Marching Band Part Exp | 3,200.00 | 0.00 | 2,895.00 | 0.00 | 0.00 | 305.00 |
| 10E--- | 1583 | 3--- | -- | | 3,200.00 | 0.00 | 2,895.00 | 0.00 | 0.00 | 305.00 |
| 10E010 | 1583 | 4100 | 00 000000 | Band Uniforms | 6,000.00 | 0.00 | 0.00 | 0.00 | 0.00 | 6,000.00 |
| 10E050 | 1583 | 4100 | 00 000000 | RCHS Marching Band Supplies | 2,800.00 | 987.50 | 1,886.64 | 0.00 | 569.29 | 344.07 |
| 10E--- | 1583 | 4--- | -- | | 8,800.00 | 987.50 | 1,886.64 | 0.00 | 569.29 | 6,344.07 |
| 10E050 | 1583 | 5500 | 00 000000 | RCHS Band Uniforms | 2,600.00 | 0.00 | 2,577.51 | 0.00 | 0.00 | 22.49 |
| 10E--- | 1583 | 5--- | -- | | 2,600.00 | 0.00 | 2,577.51 | 0.00 | 0.00 | 22.49 |
| 10E050 | 1584 | 1100 | 00 000000 | RCHS Chorus Spons Sal | 0.00 | 0.00 | 0.00 | 0.00 | 0.00 | 0.00 |

| Account Level | | | | 2023-24 | October 2023-24 | 2023-24 | 2023-24 | Encumbered | 2023-24 | |
|---------------|------|------|----|-------------|-----------------|------------------|---------------|----------------|---------|-----------------|
| FDTLOC | FUNC | OBJ | SJ | Description | Budget | Monthly Activity | FYTD Activity | Batch Activity | Amount | Available Funds |
| 10E--- | 1584 | 1--- | -- | ----- | 0.00 | 0.00 | 0.00 | 0.00 | 0.00 | 0.00 |
| 10E050 | 1585 | 1100 | 00 | 000000 | 6,600.00 | 544.86 | 2,157.56 | 0.00 | 0.00 | 4,442.44 |
| 10E--- | 1585 | 1--- | -- | ----- | 6,600.00 | 544.86 | 2,157.56 | 0.00 | 0.00 | 4,442.44 |
| 10E050 | 1585 | 2110 | 00 | 000000 | 775.00 | 61.40 | 243.06 | 0.00 | 0.00 | 531.94 |
| 10E--- | 1585 | 2--- | -- | ----- | 775.00 | 61.40 | 243.06 | 0.00 | 0.00 | 531.94 |
| 10E050 | 1586 | 1100 | 00 | 000000 | 3,000.00 | 249.08 | 986.32 | 0.00 | 0.00 | 2,013.68 |
| 10E--- | 1586 | 1--- | -- | ----- | 3,000.00 | 249.08 | 986.32 | 0.00 | 0.00 | 2,013.68 |
| 10E050 | 1586 | 2110 | 00 | 000000 | 360.00 | 28.04 | 111.08 | 0.00 | 0.00 | 248.92 |
| 10E--- | 1586 | 2--- | -- | ----- | 360.00 | 28.04 | 111.08 | 0.00 | 0.00 | 248.92 |
| 10E050 | 1586 | 4100 | 00 | 000000 | 1,500.00 | 0.00 | 752.34 | 0.00 | 0.00 | 747.66 |
| 10E--- | 1586 | 4--- | -- | ----- | 1,500.00 | 0.00 | 752.34 | 0.00 | 0.00 | 747.66 |
| 10E050 | 1588 | 1100 | 00 | 000000 | 250.00 | 40.50 | 40.50 | 0.00 | 0.00 | 209.50 |
| 10E--- | 1588 | 1--- | -- | ----- | 250.00 | 40.50 | 40.50 | 0.00 | 0.00 | 209.50 |
| 10E050 | 1588 | 2110 | 00 | 000000 | 30.00 | 4.57 | 4.57 | 0.00 | 0.00 | 25.43 |
| 10E--- | 1588 | 2--- | -- | ----- | 30.00 | 4.57 | 4.57 | 0.00 | 0.00 | 25.43 |
| 10E050 | 1589 | 1100 | 00 | 000000 | 4,150.00 | 342.48 | 1,356.16 | 0.00 | 0.00 | 2,793.84 |
| 10E--- | 1589 | 1--- | -- | ----- | 4,150.00 | 342.48 | 1,356.16 | 0.00 | 0.00 | 2,793.84 |
| 10E050 | 1589 | 2110 | 00 | 000000 | 500.00 | 38.58 | 152.80 | 0.00 | 0.00 | 347.20 |
| 10E--- | 1589 | 2--- | -- | ----- | 500.00 | 38.58 | 152.80 | 0.00 | 0.00 | 347.20 |
| 10E050 | 1590 | 1110 | 00 | 000000 | 5,150.00 | 564.52 | 1,975.78 | 0.00 | 0.00 | 3,174.22 |
| 10E--- | 1590 | 1--- | -- | ----- | 5,150.00 | 564.52 | 1,975.78 | 0.00 | 0.00 | 3,174.22 |
| 10E050 | 1590 | 2130 | 00 | 000000 | 0.00 | 0.00 | 0.00 | 0.00 | 0.00 | 0.00 |
| 10E--- | 1590 | 2--- | -- | ----- | 0.00 | 0.00 | 0.00 | 0.00 | 0.00 | 0.00 |
| 10E050 | 1590 | 3320 | 00 | 000000 | 0.00 | 0.00 | 0.00 | 0.00 | 0.00 | 0.00 |
| 10E--- | 1590 | 3--- | -- | ----- | 0.00 | 0.00 | 0.00 | 0.00 | 0.00 | 0.00 |
| 10E040 | 1591 | 1100 | 00 | 000000 | 4,200.00 | 342.48 | 1,356.16 | 0.00 | 0.00 | 2,843.84 |
| 10E--- | 1591 | 1--- | -- | ----- | 4,200.00 | 342.48 | 1,356.16 | 0.00 | 0.00 | 2,843.84 |
| 10E040 | 1591 | 2110 | 00 | 000000 | 600.00 | 38.58 | 152.80 | 0.00 | 0.00 | 447.20 |
| 10E--- | 1591 | 2--- | -- | ----- | 600.00 | 38.58 | 152.80 | 0.00 | 0.00 | 447.20 |
| 10E040 | 1591 | 3190 | 00 | 000000 | 1,000.00 | 0.00 | 0.00 | 0.00 | 0.00 | 1,000.00 |
| 10E040 | 1591 | 3230 | 00 | 000000 | 1,600.00 | 0.00 | 1,600.00 | 0.00 | 0.00 | 0.00 |
| 10E--- | 1591 | 3--- | -- | ----- | 2,600.00 | 0.00 | 1,600.00 | 0.00 | 0.00 | 1,000.00 |
| 10E040 | 1591 | 4100 | 00 | 000000 | 0.00 | 0.00 | 0.00 | 0.00 | 0.00 | 0.00 |
| 10E--- | 1591 | 4--- | -- | ----- | 0.00 | 0.00 | 0.00 | 0.00 | 0.00 | 0.00 |
| 10E040 | 1591 | 5500 | 00 | 000000 | 0.00 | 0.00 | 0.00 | 0.00 | 0.00 | 0.00 |
| 10E--- | 1591 | 5--- | -- | ----- | 0.00 | 0.00 | 0.00 | 0.00 | 0.00 | 0.00 |
| 10E040 | 1591 | 6400 | 00 | 000000 | 100.00 | 0.00 | 80.00 | 0.00 | 0.00 | 20.00 |
| 10E--- | 1591 | 6--- | -- | ----- | 100.00 | 0.00 | 80.00 | 0.00 | 0.00 | 20.00 |
| 10E040 | 1593 | 1100 | 00 | 000000 | 1,125.00 | 0.00 | 0.00 | 0.00 | 0.00 | 1,125.00 |
| 10E--- | 1593 | 1--- | -- | ----- | 1,125.00 | 0.00 | 0.00 | 0.00 | 0.00 | 1,125.00 |

| Account Level | | | | 2023-24 | October 2023-24 | 2023-24 | 2023-24 | Encumbered | 2023-24 | |
|---------------|------|------|-----------|------------------------------|-----------------|------------------|---------------|----------------|---------|-----------------|
| FDTLOC | FUNC | OBJ | SJ | Description | Budget | Monthly Activity | FYTD Activity | Batch Activity | Amount | Available Funds |
| 10E040 | 1593 | 2110 | 00 000000 | RCMS Talent Shw Spon TRS | 140.00 | 0.00 | 0.00 | 0.00 | 0.00 | 140.00 |
| 10E--- | 1593 | 2--- | -- | | 140.00 | 0.00 | 0.00 | 0.00 | 0.00 | 140.00 |
| 10E040 | 1593 | 4100 | 00 000000 | RCMS Talent Shw Supp | 200.00 | 0.00 | 0.00 | 0.00 | 0.00 | 200.00 |
| 10E--- | 1593 | 4--- | -- | | 200.00 | 0.00 | 0.00 | 0.00 | 0.00 | 200.00 |
| 10E040 | 1594 | 4100 | 00 000000 | RCMS Drama Supplies | 0.00 | 0.00 | 0.00 | 0.00 | 0.00 | 0.00 |
| 10E--- | 1594 | 4--- | -- | | 0.00 | 0.00 | 0.00 | 0.00 | 0.00 | 0.00 |
| 10E040 | 1598 | 1100 | 00 000000 | RCMS Dance/Grad Sup Sal | 250.00 | 0.00 | 0.00 | 0.00 | 0.00 | 250.00 |
| 10E--- | 1598 | 1--- | -- | | 250.00 | 0.00 | 0.00 | 0.00 | 0.00 | 250.00 |
| 10E040 | 1598 | 2110 | 00 000000 | RCMS Dance/Grad TRS | 30.00 | 0.00 | 0.00 | 0.00 | 0.00 | 30.00 |
| 10E--- | 1598 | 2--- | -- | | 30.00 | 0.00 | 0.00 | 0.00 | 0.00 | 30.00 |
| 10E040 | 1599 | 1100 | 00 000000 | RCMS Math Counts Sponsor | 1,900.00 | 0.00 | 0.00 | 0.00 | 0.00 | 1,900.00 |
| 10E--- | 1599 | 1--- | -- | | 1,900.00 | 0.00 | 0.00 | 0.00 | 0.00 | 1,900.00 |
| 10E040 | 1599 | 2110 | 00 000000 | RCMS Math Counts Sponsor TRS | 225.00 | 0.00 | 0.00 | 0.00 | 0.00 | 225.00 |
| 10E--- | 1599 | 2--- | -- | | 225.00 | 0.00 | 0.00 | 0.00 | 0.00 | 225.00 |
| 10E040 | 1599 | 3320 | 00 000000 | RCMS Team Quest Travel | 1,000.00 | 0.00 | 0.00 | 0.00 | 0.00 | 1,000.00 |
| 10E--- | 1599 | 3--- | -- | | 1,000.00 | 0.00 | 0.00 | 0.00 | 0.00 | 1,000.00 |
| 10E050 | 1700 | 1100 | 00 000000 | Drivers Ed Teach Salary | 46,000.00 | 9,357.28 | 30,885.48 | 0.00 | 0.00 | 15,114.52 |
| 10E050 | 1700 | 1200 | 00 000000 | Drivers Ed Sub Sal | 0.00 | 60.00 | 60.00 | 0.00 | 0.00 | -60.00 |
| 10E--- | 1700 | 1--- | -- | | 46,000.00 | 9,417.28 | 30,945.48 | 0.00 | 0.00 | 15,054.52 |
| 10E050 | 1700 | 2110 | 00 000000 | Drivers Ed TRS | 5,500.00 | 649.21 | 2,573.90 | 0.00 | 0.00 | 2,926.10 |
| 10E050 | 1700 | 2200 | 00 000000 | Drivers Ed Ins Ben | 4,575.00 | 760.00 | 2,280.00 | 0.00 | 0.00 | 2,295.00 |
| 10E--- | 1700 | 2--- | -- | | 10,075.00 | 1,409.21 | 4,853.90 | 0.00 | 0.00 | 5,221.10 |
| 10E050 | 1700 | 3190 | 00 000000 | Drivers Ed Pur Serv | 230.00 | 90.00 | 90.00 | 0.00 | 0.00 | 140.00 |
| 10E050 | 1700 | 3230 | 00 000000 | Drivers Ed Rep/Maint | 1,775.00 | 0.00 | 271.00 | 0.00 | 0.00 | 1,504.00 |
| 10E050 | 1700 | 3320 | 00 000000 | Drivers Ed Travel | 25.00 | 0.00 | 0.00 | 0.00 | 0.00 | 25.00 |
| 10E050 | 1700 | 3600 | 00 000000 | Drivers Ed Printing | 0.00 | 0.00 | 0.00 | 0.00 | 0.00 | 0.00 |
| 10E--- | 1700 | 3--- | -- | | 2,030.00 | 90.00 | 361.00 | 0.00 | 0.00 | 1,669.00 |
| 10E050 | 1700 | 4100 | 00 000000 | Drivers Ed Supplies | 470.00 | 0.00 | 224.52 | 0.00 | 0.00 | 245.48 |
| 10E050 | 1700 | 4210 | 00 000000 | Drivers Ed Replcmnt Texbks | 0.00 | 0.00 | 0.00 | 0.00 | 0.00 | 0.00 |
| 10E050 | 1700 | 4640 | 00 000000 | Drivers Ed Fuel | 3,500.00 | 0.00 | 0.00 | 0.00 | 0.00 | 3,500.00 |
| 10E--- | 1700 | 4--- | -- | | 3,970.00 | 0.00 | 224.52 | 0.00 | 0.00 | 3,745.48 |
| 10E050 | 1700 | 5500 | 00 000000 | Drivers Ed Equipment | 615.00 | 0.00 | 0.00 | 0.00 | 0.00 | 615.00 |
| 10E--- | 1700 | 5--- | -- | | 615.00 | 0.00 | 0.00 | 0.00 | 0.00 | 615.00 |
| 10E010 | 1800 | 1100 | 00 000000 | Bilingual Prog Sal | 1,000.00 | 0.00 | 0.00 | 0.00 | 0.00 | 1,000.00 |
| 10E010 | 1800 | 1110 | 00 000000 | LLS Aide Sal | 12,000.00 | 100.00 | 4,754.04 | 0.00 | 0.00 | 7,245.96 |
| 10E010 | 1800 | 1200 | 00 000000 | Bilingual Sub Salary | 0.00 | 0.00 | 0.00 | 0.00 | 0.00 | 0.00 |
| 10E010 | 1800 | 1210 | 00 000000 | Bilingual Aide Sub Salary | 0.00 | 0.00 | 0.00 | 0.00 | 0.00 | 0.00 |
| 10E--- | 1800 | 1--- | -- | | 13,000.00 | 100.00 | 4,754.04 | 0.00 | 0.00 | 8,245.96 |
| 10E010 | 1800 | 2110 | 00 000000 | Bilingual Program TRS | 500.00 | 0.00 | 0.00 | 0.00 | 0.00 | 500.00 |
| 10E010 | 1800 | 2200 | 00 000000 | LLS Aide Ins Ben | 0.00 | 0.96 | 3.84 | 0.00 | 0.00 | -3.84 |

| Account Level | | | | 2023-24 | October 2023-24 | 2023-24 | 2023-24 | Encumbered | 2023-24 | |
|---------------|------|------|----|-------------|-----------------|------------------|---------------|----------------|---------|-----------------|
| FDTLOC | FUNC | OBJ | SJ | Description | Budget | Monthly Activity | FYTD Activity | Batch Activity | Amount | Available Funds |
| 10E--- | 1800 | 2--- | -- | ----- | 500.00 | 0.96 | 3.84 | 0.00 | 0.00 | 496.16 |
| 10E010 | 1800 | 4100 | 00 | 000000 | 250.00 | 0.00 | 125.00 | 0.00 | 125.00 | 0.00 |
| 10E--- | 1800 | 4--- | -- | ----- | 250.00 | 0.00 | 125.00 | 0.00 | 125.00 | 0.00 |
| 10E550 | 1900 | 1110 | 00 | 550000 | 0.00 | 0.00 | 0.00 | 0.00 | 0.00 | 0.00 |
| 10E750 | 1900 | 1110 | 00 | 750000 | 0.00 | 0.00 | 0.00 | 0.00 | 0.00 | 0.00 |
| 10E550 | 1900 | 1200 | 00 | 550000 | 0.00 | 0.00 | 0.00 | 0.00 | 0.00 | 0.00 |
| 10E550 | 1900 | 1210 | 00 | 550000 | 0.00 | 0.00 | 0.00 | 0.00 | 0.00 | 0.00 |
| 10E750 | 1900 | 1210 | 00 | 750000 | 0.00 | 0.00 | 0.00 | 0.00 | 0.00 | 0.00 |
| 10E--- | 1900 | 1--- | -- | ----- | 0.00 | 0.00 | 0.00 | 0.00 | 0.00 | 0.00 |
| 10E750 | 1900 | 2130 | 00 | 750000 | 0.00 | 0.00 | 0.00 | 0.00 | 0.00 | 0.00 |
| 10E550 | 1900 | 2200 | 00 | 550000 | 0.00 | 0.00 | 0.00 | 0.00 | 0.00 | 0.00 |
| 10E750 | 1900 | 2200 | 00 | 750000 | 0.00 | 0.00 | 0.00 | 0.00 | 0.00 | 0.00 |
| 10E--- | 1900 | 2--- | -- | ----- | 0.00 | 0.00 | 0.00 | 0.00 | 0.00 | 0.00 |
| 10E550 | 1900 | 4100 | 00 | 550000 | 0.00 | 0.00 | 0.00 | 0.00 | 0.00 | 0.00 |
| 10E750 | 1900 | 4100 | 00 | 750000 | 0.00 | 0.00 | 0.00 | 0.00 | 0.00 | 0.00 |
| 10E--- | 1900 | 4--- | -- | ----- | 0.00 | 0.00 | 0.00 | 0.00 | 0.00 | 0.00 |
| 10E750 | 1900 | 5500 | 00 | 750000 | 0.00 | 0.00 | 0.00 | 0.00 | 0.00 | 0.00 |
| 10E--- | 1900 | 5--- | -- | ----- | 0.00 | 0.00 | 0.00 | 0.00 | 0.00 | 0.00 |
| 10E550 | 1900 | 6900 | 00 | 550000 | 0.00 | 0.00 | 0.00 | 0.00 | 0.00 | 0.00 |
| 10E--- | 1900 | 6--- | -- | ----- | 0.00 | 0.00 | 0.00 | 0.00 | 0.00 | 0.00 |
| 10E010 | 1911 | 6700 | 00 | 000000 | 0.00 | 0.00 | 0.00 | 0.00 | 0.00 | 0.00 |
| 10E010 | 1911 | 6710 | 00 | 000000 | 1,000.00 | 0.00 | 264.00 | 0.00 | 0.00 | 736.00 |
| 10E010 | 1911 | 6730 | 00 | 000000 | 0.00 | 0.00 | 0.00 | 0.00 | 0.00 | 0.00 |
| 10E010 | 1911 | 6770 | 00 | 000000 | 500.00 | 0.00 | 0.00 | 0.00 | 0.00 | 500.00 |
| 10E010 | 1911 | 6790 | 00 | 000000 | 1,500.00 | 350.00 | 700.00 | 0.00 | 0.00 | 800.00 |
| 10E010 | 1911 | 6870 | 00 | 000000 | 0.00 | 0.00 | 0.00 | 0.00 | 0.00 | 0.00 |
| 10E010 | 1911 | 6880 | 00 | 000000 | 0.00 | 1,001.00 | 2,002.00 | 0.00 | 0.00 | -2,002.00 |
| 10E--- | 1911 | 6--- | -- | ----- | 3,000.00 | 1,351.00 | 2,966.00 | 0.00 | 0.00 | 34.00 |
| 10E260 | 1912 | 6700 | 00 | 260000 | 0.00 | 0.00 | 0.00 | 0.00 | 0.00 | 0.00 |
| 10E010 | 1912 | 6710 | 00 | 000000 | 0.00 | 0.00 | 0.00 | 0.00 | 0.00 | 0.00 |
| 10E260 | 1912 | 6710 | 00 | 260000 | 0.00 | 0.00 | 0.00 | 0.00 | 0.00 | 0.00 |
| 10E260 | 1912 | 6720 | 00 | 000000 | 20,000.00 | 0.00 | 0.00 | 0.00 | 0.00 | 20,000.00 |
| 10E260 | 1912 | 6730 | 00 | 260000 | 0.00 | 0.00 | 0.00 | 0.00 | 0.00 | 0.00 |
| 10E260 | 1912 | 6740 | 00 | 260000 | 0.00 | 0.00 | 0.00 | 0.00 | 0.00 | 0.00 |
| 10E260 | 1912 | 6750 | 00 | 260000 | 0.00 | 0.00 | 0.00 | 0.00 | 0.00 | 0.00 |
| 10E260 | 1912 | 6760 | 00 | 260000 | 0.00 | 0.00 | 0.00 | 0.00 | 0.00 | 0.00 |
| 10E260 | 1912 | 6770 | 00 | 260000 | 0.00 | 0.00 | 0.00 | 0.00 | 0.00 | 0.00 |
| 10E260 | 1912 | 6780 | 00 | 260000 | 0.00 | 0.00 | 0.00 | 0.00 | 0.00 | 0.00 |
| 10E260 | 1912 | 6800 | 00 | 260000 | 0.00 | 0.00 | 0.00 | 0.00 | 0.00 | 0.00 |
| 10E260 | 1912 | 6810 | 00 | 260000 | 0.00 | 0.00 | 0.00 | 0.00 | 0.00 | 0.00 |

| Account Level | | | | 2023-24 | October 2023-24 | 2023-24 | 2023-24 | Encumbered | 2023-24 | |
|---------------|------|------|----|-------------|--------------------------------|------------------|---------------|----------------|------------|-----------------|
| FDTLOC | FUNC | OBJ | SJ | Description | Budget | Monthly Activity | FYTD Activity | Batch Activity | Amount | Available Funds |
| 10E260 | 1912 | 6830 | 00 | 260000 | Chaddock | 0.00 | 0.00 | 0.00 | 0.00 | 0.00 |
| 10E260 | 1912 | 6850 | 00 | 260000 | LakeMary | 0.00 | 0.00 | 0.00 | 0.00 | 0.00 |
| 10E260 | 1912 | 6860 | 00 | 260000 | Hartgrove | 0.00 | 0.00 | 0.00 | 0.00 | 0.00 |
| 10E--- | 1912 | 6--- | -- | ----- | 20,000.00 | 0.00 | 0.00 | 0.00 | 0.00 | 20,000.00 |
| 10E999 | 1999 | 0000 | 00 | 000000 | Student Activity Disbursements | 0.00 | 0.00 | 0.00 | 0.00 | 0.00 |
| 10E--- | 1999 | 0--- | -- | ----- | 0.00 | 0.00 | 0.00 | 0.00 | 0.00 | 0.00 |
| 10E--- | 1--- | ---- | -- | ----- | 13,708,564.00 | 1,108,975.38 | 4,301,061.57 | 890.21 | 223,675.67 | 9,182,936.55 |
| 10E010 | 2110 | 1100 | 00 | 000000 | Social Worker Sal | 0.00 | 0.00 | 0.00 | 0.00 | 0.00 |
| 10E342 | 2110 | 1100 | 00 | 000000 | ESSER II Social Work Salary | 1,600.00 | 0.00 | 1,596.94 | 0.00 | 3.06 |
| 10E550 | 2110 | 1100 | 00 | 550000 | TAOEP Social Wrkr Sal | 0.00 | 0.00 | 0.00 | 0.00 | 0.00 |
| 10E750 | 2110 | 1100 | 00 | 750000 | TAOEP Social Worker Sal | 0.00 | 0.00 | 0.00 | 0.00 | 0.00 |
| 10E020 | 2110 | 1110 | 00 | 000000 | RCES Social Workers Sal | 0.00 | 0.00 | 0.00 | 0.00 | 0.00 |
| 10E550 | 2110 | 1110 | 00 | 550000 | TAOEP Sec/Intervntst Sal | 0.00 | 0.00 | 0.00 | 0.00 | 0.00 |
| 10E750 | 2110 | 1110 | 00 | 750000 | TAOEP Interventionist Sal | 0.00 | 0.00 | 0.00 | 0.00 | 0.00 |
| 10E750 | 2110 | 1200 | 00 | 750000 | | 0.00 | 0.00 | 0.00 | 0.00 | 0.00 |
| 10E--- | 2110 | 1--- | -- | ----- | 1,600.00 | 0.00 | 1,596.94 | 0.00 | 0.00 | 3.06 |
| 10E010 | 2110 | 2110 | 00 | 000000 | Social Worker TRS | 0.00 | 0.00 | 0.00 | 0.00 | 0.00 |
| 10E342 | 2110 | 2110 | 00 | 000000 | ESSER II Social Work TRS | 365.00 | 0.00 | 364.00 | 0.00 | 1.00 |
| 10E550 | 2110 | 2110 | 00 | 550000 | TAOEP TRS | 0.00 | 0.00 | 0.00 | 0.00 | 0.00 |
| 10E750 | 2110 | 2110 | 00 | 750000 | TAOEP Social Worker TRS | 0.00 | 0.00 | 0.00 | 0.00 | 0.00 |
| 10E020 | 2110 | 2130 | 00 | 000000 | RCES | 0.00 | 0.00 | 0.00 | 0.00 | 0.00 |
| 10E750 | 2110 | 2130 | 00 | 750000 | | 0.00 | 0.00 | 0.00 | 0.00 | 0.00 |
| 10E010 | 2110 | 2200 | 00 | 000000 | Social Worker Ins Ben | 0.00 | 0.00 | 0.00 | 0.00 | 0.00 |
| 10E342 | 2110 | 2200 | 00 | 000000 | ESSER II Soc Work Ins Benefit | 0.00 | 0.00 | 0.00 | 0.00 | 0.00 |
| 10E550 | 2110 | 2200 | 00 | 550000 | TAOEP Ins Ben | 0.00 | 0.00 | 0.00 | 0.00 | 0.00 |
| 10E750 | 2110 | 2200 | 00 | 750000 | TAOEP Ins Ben | 0.00 | 0.00 | 0.00 | 0.00 | 0.00 |
| 10E--- | 2110 | 2--- | -- | ----- | 365.00 | 0.00 | 364.00 | 0.00 | 0.00 | 1.00 |
| 10E550 | 2110 | 3190 | 00 | 550000 | TAOEP Pur Serv | 0.00 | 0.00 | 0.00 | 0.00 | 0.00 |
| 10E750 | 2110 | 3190 | 00 | 750000 | TAOEP Pur Serv | 0.00 | 0.00 | 0.00 | 0.00 | 0.00 |
| 10E920 | 2110 | 3190 | 00 | 920000 | District Social Worker Purchas | 0.00 | 0.00 | 0.00 | 0.00 | 0.00 |
| 10E010 | 2110 | 3320 | 00 | 000000 | Social Worker Travel | 0.00 | 0.00 | 0.00 | 0.00 | 0.00 |
| 10E550 | 2110 | 3320 | 00 | 550000 | TAOEP Travel-FY06 | 0.00 | 0.00 | 0.00 | 0.00 | 0.00 |
| 10E750 | 2110 | 3320 | 00 | 750000 | TAOEP Travel | 0.00 | 0.00 | 0.00 | 0.00 | 0.00 |
| 10E920 | 2110 | 3320 | 00 | 920000 | District Social Worker Mileage | 0.00 | 0.00 | 0.00 | 0.00 | 0.00 |
| 10E--- | 2110 | 3--- | -- | ----- | 0.00 | 0.00 | 0.00 | 0.00 | 0.00 | 0.00 |
| 10E920 | 2110 | 4100 | 00 | 920000 | District Social Worker Supplie | 1,000.00 | 0.00 | 0.00 | 0.00 | 1,000.00 |
| 10E--- | 2110 | 4--- | -- | ----- | 1,000.00 | 0.00 | 0.00 | 0.00 | 0.00 | 1,000.00 |
| 10E020 | 2120 | 1100 | 00 | 000000 | RCES Guidance Sal | 96,000.00 | 7,937.28 | 31,016.52 | 0.00 | 64,983.48 |
| 10E040 | 2120 | 1100 | 00 | 000000 | RCMS Guidance Sal | 50,000.00 | 3,852.64 | 14,200.12 | 0.00 | 35,799.88 |
| 10E050 | 2120 | 1100 | 00 | 000000 | RCHS Guidance Salary SAL | 115,000.00 | 13,665.84 | 42,930.44 | 0.00 | 72,069.56 |

| Account Level | | | | 2023-24 | October 2023-24 | 2023-24 | 2023-24 | Encumbered | 2023-24 | |
|---------------|------|------|----|-------------|--------------------------------|------------------|---------------|----------------|---------|-----------------|
| FDTLOC | FUNC | OBJ | SJ | Description | Budget | Monthly Activity | FYTD Activity | Batch Activity | Amount | Available Funds |
| 10E070 | 2120 | 1100 | 00 | 000000 | 21st Century Guid Sal | 0.00 | 0.00 | 0.00 | 0.00 | 0.00 |
| 10E342 | 2120 | 1100 | 00 | 000000 | ESSER II Social Work Salary | 0.00 | 0.00 | 0.00 | 0.00 | 0.00 |
| 10E470 | 2120 | 1100 | 00 | 470000 | 21st Century SW Sal | 0.00 | 0.00 | 0.00 | 0.00 | 0.00 |
| 10E050 | 2120 | 1110 | 00 | 000000 | RCHS Guidance Sec Salary | 32,500.00 | 2,683.20 | 13,209.60 | 0.00 | 19,290.40 |
| 10E020 | 2120 | 1200 | 00 | 000000 | RCES Counselor Sub | 0.00 | 0.00 | 0.00 | 0.00 | 0.00 |
| 10E050 | 2120 | 1210 | 00 | 000000 | RCHS Guidance Sub Sec Sal | 0.00 | 0.00 | 0.00 | 0.00 | 0.00 |
| 10E--- | 2120 | 1--- | -- | ----- | | 293,500.00 | 28,138.96 | 101,356.68 | 0.00 | 192,143.32 |
| 10E020 | 2120 | 2110 | 00 | 000000 | RCES Guidance TRS | 9,500.00 | 894.03 | 3,493.60 | 0.00 | 6,006.40 |
| 10E040 | 2120 | 2110 | 00 | 000000 | RCMS Guidance TRS | 6,000.00 | 433.95 | 1,599.45 | 0.00 | 4,400.55 |
| 10E050 | 2120 | 2110 | 00 | 000000 | RCHS Guidance TRS | 12,000.00 | 1,539.26 | 4,835.50 | 0.00 | 7,164.50 |
| 10E070 | 2120 | 2110 | 00 | 000000 | 21st Century TRS | 0.00 | 0.00 | 0.00 | 0.00 | 0.00 |
| 10E342 | 2120 | 2110 | 00 | 000000 | ESSER II Social Work TRS | 0.00 | 0.00 | 0.00 | 0.00 | 0.00 |
| 10E470 | 2120 | 2110 | 00 | 470000 | 21st Century TRS | 0.00 | 0.00 | 0.00 | 0.00 | 0.00 |
| 10E050 | 2120 | 2130 | 00 | 000000 | | 0.00 | 0.00 | 0.00 | 0.00 | 0.00 |
| 10E020 | 2120 | 2200 | 00 | 000000 | RCES Ins Ben | 18,275.00 | 1,520.00 | 6,080.00 | 0.00 | 12,195.00 |
| 10E040 | 2120 | 2200 | 00 | 000000 | RCMS Guidance Ins Ben | 9,150.00 | 760.00 | 3,040.00 | 0.00 | 6,110.00 |
| 10E050 | 2120 | 2200 | 00 | 000000 | RCHS Guidance Ins Ben | 27,350.00 | 3,040.00 | 9,121.92 | 0.00 | 18,228.08 |
| 10E342 | 2120 | 2200 | 00 | 000000 | ESSER II Soc Work Ins Benefit | 0.00 | 0.00 | 0.00 | 0.00 | 0.00 |
| 10E--- | 2120 | 2--- | -- | ----- | | 82,275.00 | 8,187.24 | 28,170.47 | 0.00 | 54,104.53 |
| 10E010 | 2120 | 3140 | 00 | 000000 | District Testing Services | 0.00 | 0.00 | 0.00 | 0.00 | 0.00 |
| 10E020 | 2120 | 3190 | 00 | 000000 | RCES Guid Pur Serv | 100.00 | 0.00 | 0.00 | 0.00 | 100.00 |
| 10E040 | 2120 | 3190 | 00 | 000000 | RCMS Guidance Purchase Service | 150.00 | 0.00 | 0.00 | 0.00 | 150.00 |
| 10E050 | 2120 | 3190 | 00 | 000000 | RCHS Guidance Pur Serv | 0.00 | 0.00 | 0.00 | 0.00 | 0.00 |
| 10E070 | 2120 | 3190 | 00 | 000000 | 21st Century Grant-Pur Srvcs | 0.00 | 0.00 | 0.00 | 0.00 | 0.00 |
| 10E100 | 2120 | 3190 | 00 | 100000 | Title I CHAT Pur Serv | 1,000.00 | 0.00 | 570.00 | 0.00 | 430.00 |
| 10E390 | 2120 | 3190 | 00 | 390000 | Perkins Guidance Software Rene | 0.00 | 0.00 | 0.00 | 0.00 | 0.00 |
| 10E500 | 2120 | 3190 | 00 | 500000 | Title I Guid Pur Serv CHAT | 6,000.00 | 1,200.00 | 4,000.00 | 0.00 | 2,000.00 |
| 10E680 | 2120 | 3190 | 00 | 680000 | CHAT Guid Speaker | 0.00 | 0.00 | 0.00 | 0.00 | 0.00 |
| 10E880 | 2120 | 3190 | 00 | 880000 | CHAT #2 JF-Speaker | 0.00 | 0.00 | 0.00 | 0.00 | 0.00 |
| 10E050 | 2120 | 3230 | 00 | 000000 | RCHS Guidance Rep/Maint | 0.00 | 0.00 | 0.00 | 0.00 | 0.00 |
| 10E050 | 2120 | 3240 | 00 | 000000 | RCHS Guidance Copier Repair | 250.00 | 0.00 | 0.00 | 0.00 | 250.00 |
| 10E050 | 2120 | 3260 | 00 | 000000 | RCHS Guidance Postage | 0.00 | 0.00 | 0.00 | 0.00 | 0.00 |
| 10E040 | 2120 | 3320 | 00 | 000000 | RCMS Guidance Travel | 50.00 | 0.00 | 0.00 | 0.00 | 50.00 |
| 10E050 | 2120 | 3320 | 00 | 000000 | RCHS Guidance Travel | 600.00 | 0.00 | 0.00 | 0.00 | 600.00 |
| 10E070 | 2120 | 3320 | 00 | 000000 | 21st Century Mile | 0.00 | 0.00 | 0.00 | 0.00 | 0.00 |
| 10E470 | 2120 | 3320 | 00 | 470000 | 21st Century Mileage | 0.00 | 0.00 | 0.00 | 0.00 | 0.00 |
| 10E050 | 2120 | 3600 | 00 | 000000 | RCHS Guidance Printing | 0.00 | 0.00 | 0.00 | 0.00 | 0.00 |
| 10E--- | 2120 | 3--- | -- | ----- | | 8,150.00 | 1,200.00 | 4,570.00 | 0.00 | 3,580.00 |
| 10E010 | 2120 | 4100 | 00 | 000000 | District Testing Supplies | 0.00 | 0.00 | 0.00 | 0.00 | 0.00 |
| 10E020 | 2120 | 4100 | 00 | 000000 | RCES Guid Supp | 2,500.00 | 0.00 | 0.00 | 0.00 | 2,500.00 |

| Account Level | | | | 2023-24 | October 2023-24 | 2023-24 | 2023-24 | Encumbered | 2023-24 | |
|---------------|------|------|-----------|--------------------------------|-----------------|------------------|---------------|----------------|----------|-----------------|
| FDTLOC | FUNC | OBJ | SJ | Description | Budget | Monthly Activity | FYTD Activity | Batch Activity | Amount | Available Funds |
| 10E040 | 2120 | 4100 | 00 000000 | RCMS Guidance Supplies | 500.00 | 222.20 | 222.20 | 0.00 | 14.55 | 263.25 |
| 10E050 | 2120 | 4100 | 00 000000 | RCHS Guidance Supplies | 3,000.00 | 49.27 | 83.52 | 0.00 | 0.00 | 2,916.48 |
| 10E070 | 2120 | 4100 | 00 000000 | 21st Century Supplies | 0.00 | 0.00 | 0.00 | 0.00 | 0.00 | 0.00 |
| 10E470 | 2120 | 4100 | 00 470000 | 21st Century Guid Supp | 0.00 | 0.00 | 0.00 | 0.00 | 0.00 | 0.00 |
| 10E500 | 2120 | 4100 | 00 500000 | Title I Counselor Supp | 0.00 | 0.00 | 0.00 | 0.00 | 0.00 | 0.00 |
| 10E680 | 2120 | 4100 | 00 680000 | CHAT Guid Supp | 0.00 | 0.00 | 0.00 | 0.00 | 0.00 | 0.00 |
| 10E880 | 2120 | 4100 | 00 880000 | CHAT #2 JF Supplies | 0.00 | 0.00 | 0.00 | 0.00 | 0.00 | 0.00 |
| 10E050 | 2120 | 4240 | 00 000000 | RCHS Guidance Paper/Toner | 0.00 | 0.00 | 0.00 | 0.00 | 0.00 | 0.00 |
| 10E050 | 2120 | 4700 | 00 000000 | RCHS Guidance Software | 0.00 | 0.00 | 0.00 | 0.00 | 0.00 | 0.00 |
| 10E--- | 2120 | 4--- | -- ----- | | 6,000.00 | 271.47 | 305.72 | 0.00 | 14.55 | 5,679.73 |
| 10E050 | 2120 | 5500 | 00 000000 | RCHS Guidance Equipment | 3,400.00 | 0.00 | 0.00 | 0.00 | 0.00 | 3,400.00 |
| 10E--- | 2120 | 5--- | -- ----- | | 3,400.00 | 0.00 | 0.00 | 0.00 | 0.00 | 3,400.00 |
| 10E050 | 2120 | 6400 | 00 000000 | RCHS Guidance Membership/Dues | 150.00 | 0.00 | 0.00 | 0.00 | 0.00 | 150.00 |
| 10E--- | 2120 | 6--- | -- ----- | | 150.00 | 0.00 | 0.00 | 0.00 | 0.00 | 150.00 |
| 10E010 | 2130 | 1100 | 00 000000 | District Nurse Salary | 155,000.00 | 16,025.50 | 61,081.43 | 0.00 | 0.00 | 93,918.57 |
| 10E342 | 2130 | 1100 | 00 342000 | ESSER II Nursing Salary | 0.00 | 0.00 | 0.00 | 0.00 | 0.00 | 0.00 |
| 10E010 | 2130 | 1200 | 00 000000 | District Sub Nurse Sal | 2,000.00 | 206.25 | 512.50 | 0.00 | 0.00 | 1,487.50 |
| 10E010 | 2130 | 1210 | 00 000000 | Sub Nurse Sec Sal | 0.00 | 0.00 | 210.00 | 0.00 | 0.00 | -210.00 |
| 10E--- | 2130 | 1--- | -- ----- | | 157,000.00 | 16,231.75 | 61,803.93 | 0.00 | 0.00 | 95,196.07 |
| 10E010 | 2130 | 2110 | 00 000000 | District Nurse TRS | 12,000.00 | 1,217.78 | 4,520.65 | 0.00 | 0.00 | 7,479.35 |
| 10E010 | 2130 | 2130 | 00 000000 | | 0.00 | 0.00 | 0.00 | 0.00 | 0.00 | 0.00 |
| 10E010 | 2130 | 2200 | 00 000000 | District Nurse Ins Ben | 18,500.00 | 1,521.92 | 6,087.68 | 0.00 | 0.00 | 12,412.32 |
| 10E--- | 2130 | 2--- | -- ----- | | 30,500.00 | 2,739.70 | 10,608.33 | 0.00 | 0.00 | 19,891.67 |
| 10E010 | 2130 | 3190 | 00 000000 | District Nurse V & H Screening | 5,000.00 | 0.00 | 0.00 | 0.00 | 0.00 | 5,000.00 |
| 10E342 | 2130 | 3190 | 00 342000 | ESSER II Health Services | 0.00 | 0.00 | 0.00 | 0.00 | 0.00 | 0.00 |
| 10E345 | 2130 | 3190 | 00 345000 | ARP McKin Vent Health Services | 2,000.00 | 295.00 | 770.00 | 0.00 | 0.00 | 1,230.00 |
| 10E920 | 2130 | 3190 | 00 920000 | District Immuniz/Reg Fee | 3,500.00 | 130.00 | 2,376.00 | 0.00 | 0.00 | 1,124.00 |
| 10E920 | 2130 | 3230 | 00 920000 | District Nurse Rep/Maint | 500.00 | 0.00 | 0.00 | 0.00 | 275.00 | 225.00 |
| 10E920 | 2130 | 3320 | 00 920000 | District Nurse Travel | 500.00 | 0.00 | 0.00 | 0.00 | 0.00 | 500.00 |
| 10E--- | 2130 | 3--- | -- ----- | | 11,500.00 | 425.00 | 3,146.00 | 0.00 | 275.00 | 8,079.00 |
| 10E220 | 2130 | 4100 | 00 220000 | FEMA GRANT HEALTH SUPPLIES | 0.00 | 0.00 | 0.00 | 0.00 | 0.00 | 0.00 |
| 10E340 | 2130 | 4100 | 00 340000 | ESSER Nursing Supplies | 0.00 | 0.00 | 0.00 | 0.00 | 0.00 | 0.00 |
| 10E342 | 2130 | 4100 | 00 000000 | ESSER II Nursing Supplies | 0.00 | 0.00 | 0.00 | 0.00 | 0.00 | 0.00 |
| 10E345 | 2130 | 4100 | 00 345000 | ARP McKin Vent Health Supplies | 0.00 | 0.00 | 0.00 | 0.00 | 0.00 | 0.00 |
| 10E920 | 2130 | 4100 | 00 920000 | District Nurse Supplies | 7,000.00 | 97.16 | 760.82 | 0.00 | 4,532.22 | 1,706.96 |
| 10E920 | 2130 | 4400 | 00 920000 | Subscription Renewals | 0.00 | 0.00 | 0.00 | 0.00 | 0.00 | 0.00 |
| 10E920 | 2130 | 4700 | 00 920000 | Nurses Software | 0.00 | 0.00 | 0.00 | 0.00 | 0.00 | 0.00 |
| 10E--- | 2130 | 4--- | -- ----- | | 7,000.00 | 97.16 | 760.82 | 0.00 | 4,532.22 | 1,706.96 |
| 10E920 | 2130 | 5500 | 00 920000 | District Nurse Equipment | 0.00 | 0.00 | 0.00 | 0.00 | 0.00 | 0.00 |
| 10E--- | 2130 | 5--- | -- ----- | | 0.00 | 0.00 | 0.00 | 0.00 | 0.00 | 0.00 |

| Account Level | | | | | 2023-24 | October 2023-24 | 2023-24 | 2023-24 | Encumbered | 2023-24 |
|---------------|------|------|----|-------------|--------------------------------|------------------|---------------|----------------|------------|-----------------|
| FDTLOC | FUNC | OBJ | SJ | Description | Budget | Monthly Activity | FYTD Activity | Batch Activity | Amount | Available Funds |
| 10E920 | 2130 | 6400 | 00 | 920000 | Nurses Membership/Dues Fees | 350.00 | 0.00 | 292.00 | 0.00 | 58.00 |
| 10E--- | 2130 | 6--- | -- | ----- | 350.00 | 0.00 | 292.00 | 0.00 | 0.00 | 58.00 |
| 10E140 | 2140 | 1100 | 00 | 140000 | Psychologist Sal | 0.00 | 0.00 | 0.00 | 0.00 | 0.00 |
| 10E--- | 2140 | 1--- | -- | ----- | 0.00 | 0.00 | 0.00 | 0.00 | 0.00 | 0.00 |
| 10E140 | 2140 | 2110 | 00 | 140000 | Psychologist TRS | 0.00 | 0.00 | 0.00 | 0.00 | 0.00 |
| 10E140 | 2140 | 2200 | 00 | 140000 | Psychologist Ins Ben | 0.00 | 0.00 | 0.00 | 0.00 | 0.00 |
| 10E--- | 2140 | 2--- | -- | ----- | 0.00 | 0.00 | 0.00 | 0.00 | 0.00 | 0.00 |
| 10E920 | 2140 | 3190 | 00 | 920000 | Pysh Pur Serv | 750.00 | 0.00 | 599.00 | 0.00 | 151.00 |
| 10E--- | 2140 | 3--- | -- | ----- | 750.00 | 0.00 | 599.00 | 0.00 | 0.00 | 151.00 |
| 10E920 | 2140 | 4130 | 00 | 920000 | Psych Supp | 0.00 | 0.00 | 0.00 | 0.00 | 0.00 |
| 10E--- | 2140 | 4--- | -- | ----- | 0.00 | 0.00 | 0.00 | 0.00 | 0.00 | 0.00 |
| 10E150 | 2150 | 1100 | 00 | 150000 | Speech ELL Students Sal | 0.00 | 0.00 | 0.00 | 0.00 | 0.00 |
| 10E280 | 2150 | 1100 | 00 | 280000 | District Speech Salary | 285,000.00 | 21,775.00 | 87,752.28 | 0.00 | 197,247.72 |
| 10E280 | 2150 | 1110 | 00 | 280000 | District Speech Aide | 0.00 | 0.00 | 0.00 | 0.00 | 0.00 |
| 10E--- | 2150 | 1--- | -- | ----- | 285,000.00 | 21,775.00 | 87,752.28 | 0.00 | 0.00 | 197,247.72 |
| 10E150 | 2150 | 2110 | 00 | 150000 | Speech ELL Students TRS | 0.00 | 0.00 | 0.00 | 0.00 | 0.00 |
| 10E280 | 2150 | 2110 | 00 | 280000 | District Speech TRS | 35,000.00 | 2,452.61 | 9,883.93 | 0.00 | 25,116.07 |
| 10E280 | 2150 | 2130 | 00 | 280000 | | 0.00 | 0.00 | 0.00 | 0.00 | 0.00 |
| 10E280 | 2150 | 2200 | 00 | 280000 | District Speech Ins Ben | 36,600.00 | 3,040.96 | 12,163.84 | 0.00 | 24,436.16 |
| 10E--- | 2150 | 2--- | -- | ----- | 71,600.00 | 5,493.57 | 22,047.77 | 0.00 | 0.00 | 49,552.23 |
| 10E920 | 2150 | 3190 | 00 | 920000 | Speech Purchase Services | 100.00 | 150.00 | 392.00 | 0.00 | -292.00 |
| 10E920 | 2150 | 3320 | 00 | 920000 | District Speech Travel | 1,000.00 | 43.75 | 43.75 | 0.00 | 956.25 |
| 10E--- | 2150 | 3--- | -- | ----- | 1,100.00 | 193.75 | 435.75 | 0.00 | 0.00 | 664.25 |
| 10E920 | 2150 | 4100 | 00 | 920000 | District Speech Supplies | 1,125.00 | 0.00 | 439.82 | 0.00 | 685.18 |
| 10E920 | 2150 | 4130 | 00 | 920000 | District Speech Testing Suppli | 500.00 | 0.00 | 0.00 | 0.00 | 500.00 |
| 10E920 | 2150 | 4200 | 00 | 920000 | District Bilingual Test Suppli | 0.00 | 0.00 | 0.00 | 0.00 | 0.00 |
| 10E920 | 2150 | 4220 | 00 | 920000 | District Speech Workbooks | 0.00 | 0.00 | 0.00 | 0.00 | 0.00 |
| 10E--- | 2150 | 4--- | -- | ----- | 1,625.00 | 0.00 | 439.82 | 0.00 | 0.00 | 1,185.18 |
| 10E920 | 2150 | 5500 | 00 | 000000 | District Speech Equip | 0.00 | 0.00 | 0.00 | 264.00 | -264.00 |
| 10E--- | 2150 | 5--- | -- | ----- | 0.00 | 0.00 | 0.00 | 0.00 | 264.00 | -264.00 |
| 10E920 | 2150 | 6400 | 00 | 920000 | District Speech Dues & Fees | 2,500.00 | 1,439.25 | 1,439.25 | 0.00 | 369.75 |
| 10E--- | 2150 | 6--- | -- | ----- | 2,500.00 | 1,439.25 | 1,439.25 | 0.00 | 691.00 | 369.75 |
| 10E020 | 2190 | 1100 | 00 | 000000 | RCES Behavior Interv. Salary | 40,000.00 | 3,236.04 | 6,472.08 | 0.00 | 33,527.92 |
| 10E020 | 2190 | 1110 | 00 | 000000 | Supervision Aide Salary | 105,000.00 | 11,000.38 | 27,204.18 | 0.00 | 77,795.82 |
| 10E020 | 2190 | 1200 | 00 | 000000 | Sub Supervision Cert Sal | 0.00 | 165.00 | 217.50 | 0.00 | -217.50 |
| 10E020 | 2190 | 1210 | 00 | 000000 | RCES Sub Supervision Aide | 3,000.00 | 178.50 | 666.75 | 0.00 | 2,333.25 |
| 10E--- | 2190 | 1--- | -- | ----- | 148,000.00 | 14,579.92 | 34,560.51 | 0.00 | 0.00 | 113,439.49 |
| 10E020 | 2190 | 2110 | 00 | 000000 | RCES Behavior Interv. TRS | 4,000.00 | 364.48 | 728.97 | 0.00 | 3,271.03 |
| 10E020 | 2190 | 2130 | 00 | 000000 | | 0.00 | 0.00 | 0.00 | 0.00 | 0.00 |
| 10E020 | 2190 | 2200 | 00 | 000000 | RCES Behavior Interv. Ins Ben | 18,400.00 | 764.84 | 1,531.12 | 0.00 | 16,868.88 |

| FDTLOC | FUNC | OBJ | SJ | Account Level Description | 2023-24 Budget | October 2023-24 Monthly Activity | 2023-24 FYTD Activity | 2023-24 Batch Activity | Encumbered Amount | 2023-24 Available Funds |
|--------|------|------|----|---------------------------------------|-------------------|-------------------------------------|--------------------------|---------------------------|----------------------|----------------------------|
| 10E--- | 2190 | 2--- | -- | ----- | 22,400.00 | 1,129.32 | 2,260.09 | 0.00 | 0.00 | 20,139.91 |
| 10E070 | 2210 | 1100 | 00 | 000000 21st Century Prof Dev Sal | 1,000.00 | 0.00 | 0.00 | 0.00 | 0.00 | 1,000.00 |
| 10E100 | 2210 | 1100 | 00 | 100000 Title I Imp Stipends | 300.00 | 0.00 | 1,155.00 | 0.00 | 0.00 | -855.00 |
| 10E110 | 2210 | 1100 | 00 | 110000 At Risk Improv Salary | 0.00 | 0.00 | 0.00 | 0.00 | 0.00 | 0.00 |
| 10E120 | 2210 | 1100 | 00 | 120000 Improv of Instr Laptop Grant | 0.00 | 0.00 | 0.00 | 0.00 | 0.00 | 0.00 |
| 10E180 | 2210 | 1100 | 00 | 180000 RTTT Improv Instr Stipends | 0.00 | 0.00 | 0.00 | 0.00 | 0.00 | 0.00 |
| 10E330 | 2210 | 1100 | 00 | 330000 Title II Teach Stipend | 0.00 | 0.00 | 0.00 | 0.00 | 0.00 | 0.00 |
| 10E340 | 2210 | 1100 | 00 | 340000 ESSER Prof Development Salary | 0.00 | 0.00 | 480.00 | 0.00 | 0.00 | -480.00 |
| 10E342 | 2210 | 1100 | 00 | 000000 ESSER II Inst Tech Salary | 26,000.00 | 30.00 | 26,425.14 | 0.00 | 0.00 | -425.14 |
| 10E343 | 2210 | 1100 | 00 | 000000 Instructional Tech Coach | 65,000.00 | 5,212.78 | 5,212.78 | 0.00 | 0.00 | 59,787.22 |
| 10E470 | 2210 | 1100 | 00 | 470000 21st Century Sal | 0.00 | 0.00 | 0.00 | 0.00 | 0.00 | 0.00 |
| 10E480 | 2210 | 1100 | 00 | 480000 Ag 3 Circles Impr of Inst Sal | 10,500.00 | 2,177.45 | 2,177.45 | 0.00 | 0.00 | 8,322.55 |
| 10E490 | 2210 | 1100 | 00 | 490000 Ag Grant Improv of Inst Sal | 0.00 | 0.00 | 0.00 | 0.00 | 0.00 | 0.00 |
| 10E500 | 2210 | 1100 | 00 | 500000 Title I Imp Stipends | 2,000.00 | 0.00 | 0.00 | 0.00 | 0.00 | 2,000.00 |
| 10E510 | 2210 | 1100 | 00 | 510000 At Risk Improv Sal | 0.00 | 0.00 | 450.00 | 0.00 | 0.00 | -450.00 |
| 10E530 | 2210 | 1100 | 00 | 530000 Title II Stipend | 4,000.00 | 0.00 | 1,890.00 | 0.00 | 0.00 | 2,110.00 |
| 10E810 | 2210 | 1100 | 00 | 810000 ROE Flow Thru | 0.00 | 0.00 | 0.00 | 0.00 | 0.00 | 0.00 |
| 10E070 | 2210 | 1110 | 00 | 000000 21st Century Prof NC Sal | 0.00 | 0.00 | 0.00 | 0.00 | 0.00 | 0.00 |
| 10E010 | 2210 | 1200 | 00 | 000000 District Improv of Instr | 0.00 | 0.00 | 0.00 | 0.00 | 0.00 | 0.00 |
| 10E060 | 2210 | 1200 | 00 | 000000 Fine Arts Grant Sal | 0.00 | 0.00 | 0.00 | 0.00 | 0.00 | 0.00 |
| 10E100 | 2210 | 1200 | 00 | 100000 Title I Improv Subs | 0.00 | 0.00 | 0.00 | 0.00 | 0.00 | 0.00 |
| 10E110 | 2210 | 1200 | 00 | 110000 EC Subs Sal | 0.00 | 0.00 | 0.00 | 0.00 | 0.00 | 0.00 |
| 10E170 | 2210 | 1200 | 00 | 170000 Title IV Subs | 5,000.00 | 0.00 | 0.00 | 0.00 | 0.00 | 5,000.00 |
| 10E180 | 2210 | 1200 | 00 | 180000 RTTT IM Sub Sal | 0.00 | 0.00 | 0.00 | 0.00 | 0.00 | 0.00 |
| 10E180 | 2210 | 1200 | 01 | 180000 RTTT IMentoring Sub Sal | 0.00 | 0.00 | 0.00 | 0.00 | 0.00 | 0.00 |
| 10E270 | 2210 | 1200 | 00 | 270000 Title I S & A Sub Sal | 0.00 | 0.00 | 0.00 | 0.00 | 0.00 | 0.00 |
| 10E330 | 2210 | 1200 | 00 | 330000 Title II Teach Sub Sal | 1,000.00 | 0.00 | 0.00 | 0.00 | 0.00 | 1,000.00 |
| 10E500 | 2210 | 1200 | 00 | 500000 Title I Improv Sub | 0.00 | 0.00 | 0.00 | 0.00 | 0.00 | 0.00 |
| 10E510 | 2210 | 1200 | 00 | 510000 Pre K Imp Inst Sub Salary | 2,550.00 | 0.00 | 0.00 | 0.00 | 0.00 | 2,550.00 |
| 10E530 | 2210 | 1200 | 00 | 530000 Title II Teacher Sub | 0.00 | 0.00 | 0.00 | 0.00 | 0.00 | 0.00 |
| 10E570 | 2210 | 1200 | 00 | 570000 Title IV Sub Sal | 2,200.00 | 0.00 | 0.00 | 0.00 | 0.00 | 2,200.00 |
| 10E580 | 2210 | 1200 | 00 | 580000 | 0.00 | 0.00 | 0.00 | 0.00 | 0.00 | 0.00 |
| 10E060 | 2210 | 1210 | 00 | 000000 Fine Arts Grant Sal | 0.00 | 0.00 | 0.00 | 0.00 | 0.00 | 0.00 |
| 10E100 | 2210 | 1210 | 00 | 100000 Title I Improv of Inst NC Sub | 0.00 | 0.00 | 0.00 | 0.00 | 0.00 | 0.00 |
| 10E110 | 2210 | 1210 | 00 | 110000 Pre K Imp Ins Aide Sub Salary | 0.00 | 0.00 | 0.00 | 0.00 | 0.00 | 0.00 |
| 10E330 | 2210 | 1210 | 00 | 330000 Title II Improv Instr NC Sal | 1,000.00 | 0.00 | 0.00 | 0.00 | 0.00 | 1,000.00 |
| 10E500 | 2210 | 1210 | 00 | 500000 | 0.00 | 0.00 | 0.00 | 0.00 | 0.00 | 0.00 |
| 10E510 | 2210 | 1210 | 00 | 510000 Pre K Imp Inst Aide Sub Salary | 600.00 | 0.00 | 0.00 | 0.00 | 0.00 | 600.00 |
| 10E--- | 2210 | 1--- | -- | ----- | 121,150.00 | 7,420.23 | 37,790.37 | 0.00 | 0.00 | 83,359.63 |
| 10E010 | 2210 | 2110 | 00 | 000000 District Improv of Instr TRS | 0.00 | 0.00 | 0.00 | 0.00 | 0.00 | 0.00 |

| Account Level | | | | 2023-24 | October 2023-24 | 2023-24 | 2023-24 | Encumbered | 2023-24 | |
|---------------|------|------|----|-------------|-----------------|------------------|---------------|----------------|---------|-----------------|
| FDTLOC | FUNC | OBJ | SJ | Description | Budget | Monthly Activity | FYTD Activity | Batch Activity | Amount | Available Funds |
| 10E060 | 2210 | 2110 | 00 | 000000 | 0.00 | 0.00 | 0.00 | 0.00 | 0.00 | 0.00 |
| 10E070 | 2210 | 2110 | 00 | 000000 | 230.00 | 0.00 | 0.00 | 0.00 | 0.00 | 230.00 |
| 10E100 | 2210 | 2110 | 00 | 100000 | 100.00 | 0.00 | 266.29 | 0.00 | 0.00 | -166.29 |
| 10E110 | 2210 | 2110 | 00 | 110000 | 0.00 | 0.00 | 0.00 | 0.00 | 0.00 | 0.00 |
| 10E120 | 2210 | 2110 | 00 | 120000 | 0.00 | 0.00 | 0.00 | 0.00 | 0.00 | 0.00 |
| 10E170 | 2210 | 2110 | 00 | 170000 | 500.00 | 0.00 | 0.00 | 0.00 | 0.00 | 500.00 |
| 10E180 | 2210 | 2110 | 00 | 180000 | 0.00 | 0.00 | 0.00 | 0.00 | 0.00 | 0.00 |
| 10E180 | 2210 | 2110 | 01 | 180000 | 0.00 | 0.00 | 0.00 | 0.00 | 0.00 | 0.00 |
| 10E270 | 2210 | 2110 | 00 | 270000 | 0.00 | 0.00 | 0.00 | 0.00 | 0.00 | 0.00 |
| 10E330 | 2210 | 2110 | 00 | 330000 | 100.00 | 0.00 | 0.00 | 0.00 | 0.00 | 100.00 |
| 10E340 | 2210 | 2110 | 00 | 340000 | 0.00 | 0.00 | 116.70 | 0.00 | 0.00 | -116.70 |
| 10E342 | 2210 | 2110 | 00 | 000000 | 8,000.00 | 6.88 | 5,887.36 | 0.00 | 0.00 | 2,112.64 |
| 10E343 | 2210 | 2110 | 00 | 000000 | 14,500.00 | 1,194.40 | 1,194.40 | 0.00 | 0.00 | 13,305.60 |
| 10E470 | 2210 | 2110 | 00 | 470000 | 0.00 | 0.00 | 0.00 | 0.00 | 0.00 | 0.00 |
| 10E480 | 2210 | 2110 | 00 | 480000 | 1,260.00 | 245.26 | 245.26 | 0.00 | 0.00 | 1,014.74 |
| 10E490 | 2210 | 2110 | 00 | 490000 | 0.00 | 0.00 | 0.00 | 0.00 | 0.00 | 0.00 |
| 10E500 | 2210 | 2110 | 00 | 500000 | 460.00 | 0.00 | 0.00 | 0.00 | 0.00 | 460.00 |
| 10E510 | 2210 | 2110 | 00 | 510000 | 150.00 | 0.00 | 103.14 | 0.00 | 0.00 | 46.86 |
| 10E530 | 2210 | 2110 | 00 | 530000 | 500.00 | 0.00 | 437.23 | 0.00 | 0.00 | 62.77 |
| 10E570 | 2210 | 2110 | 00 | 570000 | 650.00 | 0.00 | 0.00 | 0.00 | 0.00 | 650.00 |
| 10E810 | 2210 | 2110 | 00 | 810000 | 0.00 | 0.00 | 0.00 | 0.00 | 0.00 | 0.00 |
| 10E330 | 2210 | 2130 | 00 | 330000 | 0.00 | 0.00 | 0.00 | 0.00 | 0.00 | 0.00 |
| 10E070 | 2210 | 2200 | 00 | 000000 | 0.00 | 0.00 | 0.00 | 0.00 | 0.00 | 0.00 |
| 10E342 | 2210 | 2200 | 00 | 000000 | 0.00 | 0.00 | 2,280.00 | 0.00 | 0.00 | -2,280.00 |
| 10E343 | 2210 | 2200 | 00 | 000000 | 9,132.00 | 760.00 | 760.00 | 0.00 | 0.00 | 8,372.00 |
| 10E--- | 2210 | 2--- | -- | ----- | 35,582.00 | 2,206.54 | 11,290.38 | 0.00 | 0.00 | 24,291.62 |
| 10E010 | 2210 | 3110 | 00 | 000000 | 0.00 | 0.00 | 577.50 | 0.00 | 259.99 | -837.49 |
| 10E100 | 2210 | 3140 | 00 | 100000 | 2,500.00 | 0.00 | 0.00 | 0.00 | 0.00 | 2,500.00 |
| 10E330 | 2210 | 3140 | 00 | 330000 | 0.00 | 0.00 | 0.00 | 0.00 | 0.00 | 0.00 |
| 10E500 | 2210 | 3140 | 00 | 500000 | 0.00 | 0.00 | 8,170.00 | 0.00 | 0.00 | -8,170.00 |
| 10E530 | 2210 | 3140 | 00 | 530000 | 3,000.00 | 0.00 | 0.00 | 0.00 | 0.00 | 3,000.00 |
| 10E570 | 2210 | 3140 | 00 | 570000 | 0.00 | 0.00 | 0.00 | 0.00 | 0.00 | 0.00 |
| 10E010 | 2210 | 3190 | 00 | 000000 | 3,000.00 | 0.00 | 2,800.00 | 0.00 | 0.00 | 200.00 |
| 10E050 | 2210 | 3190 | 00 | 000000 | 0.00 | 0.00 | 0.00 | 0.00 | 0.00 | 0.00 |
| 10E060 | 2210 | 3190 | 00 | 000000 | 0.00 | 0.00 | 0.00 | 0.00 | 0.00 | 0.00 |
| 10E100 | 2210 | 3190 | 00 | 100000 | 7,500.00 | 0.00 | 775.00 | 0.00 | 0.00 | 6,725.00 |
| 10E110 | 2210 | 3190 | 00 | 110000 | 0.00 | 0.00 | 0.00 | 0.00 | 0.00 | 0.00 |
| 10E120 | 2210 | 3190 | 00 | 120000 | 0.00 | 0.00 | 0.00 | 0.00 | 0.00 | 0.00 |
| 10E170 | 2210 | 3190 | 00 | 170000 | 9,000.00 | 2,193.00 | 4,358.00 | 0.00 | 0.00 | 4,642.00 |
| 10E180 | 2210 | 3190 | 00 | 180000 | 0.00 | 0.00 | 0.00 | 0.00 | 0.00 | 0.00 |

| Account Level | | | | 2023-24 | October 2023-24 | 2023-24 | 2023-24 | Encumbered | 2023-24 | |
|---------------|------|------|----|-------------|--------------------------------|------------------|---------------|----------------|----------|-----------------|
| FDTLOC | FUNC | OBJ | SJ | Description | Budget | Monthly Activity | FYTD Activity | Batch Activity | Amount | Available Funds |
| 10E190 | 2210 | 3190 | 00 | 190000 | Title VI Rrl Ed Imp of Ins PS | 0.00 | 0.00 | 0.00 | 0.00 | 0.00 |
| 10E270 | 2210 | 3190 | 00 | 270000 | Title I S&A Consult Fees | 0.00 | 0.00 | 0.00 | 0.00 | 0.00 |
| 10E290 | 2210 | 3190 | 00 | 290000 | JFF Bio Med PD | 0.00 | 0.00 | 0.00 | 0.00 | 0.00 |
| 10E330 | 2210 | 3190 | 00 | 330000 | Title II Purchase Serv | 20,000.00 | 0.00 | 0.00 | 0.00 | 20,000.00 |
| 10E340 | 2210 | 3190 | 00 | 340000 | ESSER Prof Dev Purchase Servic | 0.00 | 0.00 | 0.00 | 0.00 | 0.00 |
| 10E342 | 2210 | 3190 | 00 | 342000 | ESSER II Imp Inst Purch Serv | 800.00 | 0.00 | 0.00 | 0.00 | 800.00 |
| 10E390 | 2210 | 3190 | 00 | 390000 | Perkins Registration | 0.00 | 0.00 | 0.00 | 0.00 | 0.00 |
| 10E470 | 2210 | 3190 | 00 | 470000 | 21st Century Pur Serv | 0.00 | 0.00 | 0.00 | 0.00 | 0.00 |
| 10E490 | 2210 | 3190 | 00 | 490000 | Ag Grant Imp Inst Pur Serv | 0.00 | 0.00 | 0.00 | 0.00 | 0.00 |
| 10E500 | 2210 | 3190 | 00 | 500000 | Title I Pur Serv | 6,500.00 | 0.00 | 0.00 | 325.00 | 6,175.00 |
| 10E510 | 2210 | 3190 | 00 | 510000 | PI Reg, Mileage | 3,000.00 | 300.00 | 1,975.00 | 0.00 | 1,025.00 |
| 10E530 | 2210 | 3190 | 00 | 530000 | Title II Pur Serv | 5,000.00 | 200.00 | 4,345.00 | 0.00 | 655.00 |
| 10E570 | 2210 | 3190 | 00 | 570000 | Title II Purchase Service | 16,200.00 | 0.00 | 0.00 | 0.00 | 16,200.00 |
| 10E680 | 2210 | 3190 | 00 | 680000 | CHAT Pur Serv/Speaker | 0.00 | 0.00 | 0.00 | 0.00 | 0.00 |
| 10E750 | 2210 | 3190 | 00 | 750000 | TAOEP pur serv | 0.00 | 0.00 | 0.00 | 0.00 | 0.00 |
| 10E780 | 2210 | 3190 | 00 | 780000 | CTEI PD Purch Service | 4,900.00 | 0.00 | 700.00 | 1,600.00 | 2,600.00 |
| 10E010 | 2210 | 3320 | 00 | 000000 | District Improv of Instr Mieag | 1,000.00 | 0.00 | 0.00 | 0.00 | 1,000.00 |
| 10E050 | 2210 | 3320 | 00 | 000000 | RCHS CTEI TRAVEL | 0.00 | 0.00 | 0.00 | 0.00 | 0.00 |
| 10E060 | 2210 | 3320 | 00 | 000000 | Fine Arts Travel | 0.00 | 0.00 | 0.00 | 0.00 | 0.00 |
| 10E070 | 2210 | 3320 | 00 | 000000 | 21st Century Mile | 0.00 | 0.00 | 0.00 | 0.00 | 0.00 |
| 10E090 | 2210 | 3320 | 00 | 000000 | Cloud Grant Improv of Instr Tr | 0.00 | 0.00 | 0.00 | 0.00 | 0.00 |
| 10E090 | 2210 | 3320 | 00 | 090000 | Cloud Grant Improv Inst Mileag | 0.00 | 0.00 | 0.00 | 0.00 | 0.00 |
| 10E100 | 2210 | 3320 | 00 | 100000 | Title I Improv Travel | 5,000.00 | 345.71 | 1,540.25 | 0.00 | 3,459.75 |
| 10E110 | 2210 | 3320 | 00 | 110000 | EC 3-5 Trav | 0.00 | 0.00 | 0.00 | 0.00 | 0.00 |
| 10E110 | 2210 | 3320 | 01 | 110000 | EC 0-3 Trav | 3,500.00 | 0.00 | 0.00 | 0.00 | 3,500.00 |
| 10E170 | 2210 | 3320 | 00 | 170000 | Title IV Meals Mile Motel Reg | 2,429.00 | 341.80 | 341.80 | 0.00 | 2,087.20 |
| 10E180 | 2210 | 3320 | 00 | 180000 | RTTT Imp Ins Meals/Mile/Motel | 0.00 | 0.00 | 0.00 | 0.00 | 0.00 |
| 10E180 | 2210 | 3320 | 01 | 180000 | RTTTIM Imp Inst Meals/Mile/Mo | 0.00 | 0.00 | 0.00 | 0.00 | 0.00 |
| 10E270 | 2210 | 3320 | 00 | 270000 | Title I S&A Travel Exp | 0.00 | 0.00 | 0.00 | 0.00 | 0.00 |
| 10E330 | 2210 | 3320 | 00 | 330000 | Title II Travel | 10,000.00 | 0.00 | 2,788.37 | 0.00 | 7,211.63 |
| 10E390 | 2210 | 3320 | 00 | 390000 | Perkins Travel | 0.00 | 0.00 | 0.00 | 0.00 | 0.00 |
| 10E470 | 2210 | 3320 | 00 | 470000 | 21st Century Mileage | 0.00 | 0.00 | 0.00 | 0.00 | 0.00 |
| 10E500 | 2210 | 3320 | 00 | 500000 | Title I Travel | 3,000.00 | 0.00 | 0.00 | 0.00 | 3,000.00 |
| 10E510 | 2210 | 3320 | 00 | 510000 | At Risk Improv Trav | 2,500.00 | 0.00 | 0.00 | 0.00 | 2,500.00 |
| 10E530 | 2210 | 3320 | 00 | 530000 | Prior Yr Title II Travel | 3,000.00 | 159.95 | 159.95 | 0.00 | 2,840.05 |
| 10E550 | 2210 | 3320 | 00 | 550000 | TAOEP Travel | 0.00 | 0.00 | 0.00 | 0.00 | 0.00 |
| 10E570 | 2210 | 3320 | 00 | 570000 | Title IV Travel | 0.00 | 0.00 | 30.90 | 0.00 | -30.90 |
| 10E580 | 2210 | 3320 | 00 | 580000 | RttT Meals, Mileage Motels | 0.00 | 0.00 | 0.00 | 0.00 | 0.00 |
| 10E750 | 2210 | 3320 | 00 | 750000 | TAOEP Travel | 0.00 | 0.00 | 0.00 | 0.00 | 0.00 |
| 10E780 | 2210 | 3320 | 00 | 780000 | CTEI PD Travel | 3,700.00 | 0.00 | 1,594.69 | 705.31 | 1,400.00 |

| Account Level | | | | 2023-24 | October 2023-24 | 2023-24 | 2023-24 | Encumbered | 2023-24 | |
|---------------|------|------|----|-------------|-----------------|------------------|---------------|----------------|----------|-----------------|
| FDTLOC | FUNC | OBJ | SJ | Description | Budget | Monthly Activity | FYTD Activity | Batch Activity | Amount | Available Funds |
| 10E--- | 2210 | 3--- | -- | ----- | 115,529.00 | 3,540.46 | 30,156.46 | 0.00 | 2,890.30 | 82,482.24 |
| 10E010 | 2210 | 4100 | 00 | 000000 | 0.00 | 0.00 | 0.00 | 0.00 | 0.00 | 0.00 |
| 10E060 | 2210 | 4100 | 00 | 000000 | 0.00 | 0.00 | 0.00 | 0.00 | 0.00 | 0.00 |
| 10E070 | 2210 | 4100 | 00 | 000000 | 0.00 | 0.00 | 0.00 | 0.00 | 0.00 | 0.00 |
| 10E100 | 2210 | 4100 | 00 | 100000 | 0.00 | 0.00 | 0.00 | 0.00 | 0.00 | 0.00 |
| 10E110 | 2210 | 4100 | 00 | 110000 | 0.00 | 0.00 | 0.00 | 0.00 | 0.00 | 0.00 |
| 10E120 | 2210 | 4100 | 00 | 120000 | 0.00 | 0.00 | 0.00 | 0.00 | 0.00 | 0.00 |
| 10E170 | 2210 | 4100 | 00 | 170000 | 0.00 | 0.00 | 0.00 | 0.00 | 0.00 | 0.00 |
| 10E180 | 2210 | 4100 | 00 | 180000 | 0.00 | 0.00 | 0.00 | 0.00 | 0.00 | 0.00 |
| 10E180 | 2210 | 4100 | 01 | 180000 | 0.00 | 0.00 | 0.00 | 0.00 | 0.00 | 0.00 |
| 10E270 | 2210 | 4100 | 00 | 270000 | 0.00 | 0.00 | 0.00 | 0.00 | 0.00 | 0.00 |
| 10E330 | 2210 | 4100 | 00 | 330000 | 200.00 | 0.00 | 0.00 | 0.00 | 0.00 | 200.00 |
| 10E345 | 2210 | 4100 | 00 | 345000 | 1,375.00 | 0.00 | 0.00 | 0.00 | 0.00 | 1,375.00 |
| 10E470 | 2210 | 4100 | 00 | 470000 | 0.00 | 0.00 | 0.00 | 0.00 | 0.00 | 0.00 |
| 10E500 | 2210 | 4100 | 00 | 500000 | 0.00 | 1,195.14 | 1,195.14 | 0.00 | 0.00 | -1,195.14 |
| 10E510 | 2210 | 4100 | 00 | 510000 | 450.00 | 0.00 | 0.00 | 0.00 | 0.00 | 450.00 |
| 10E530 | 2210 | 4100 | 00 | 530000 | 0.00 | 0.00 | 0.00 | 0.00 | 0.00 | 0.00 |
| 10E570 | 2210 | 4100 | 00 | 570000 | 0.00 | 0.00 | 0.00 | 0.00 | 0.00 | 0.00 |
| 10E680 | 2210 | 4100 | 00 | 680000 | 0.00 | 0.00 | 0.00 | 0.00 | 0.00 | 0.00 |
| 10E--- | 2210 | 4--- | -- | ----- | 2,025.00 | 1,195.14 | 1,195.14 | 0.00 | 0.00 | 829.86 |
| 10E120 | 2210 | 5500 | 00 | 120000 | 0.00 | 0.00 | 0.00 | 0.00 | 0.00 | 0.00 |
| 10E--- | 2210 | 5--- | -- | ----- | 0.00 | 0.00 | 0.00 | 0.00 | 0.00 | 0.00 |
| 10E020 | 2220 | 1100 | 00 | 000000 | 80,000.00 | 6,644.40 | 26,365.40 | 0.00 | 0.00 | 53,634.60 |
| 10E040 | 2220 | 1100 | 00 | 000000 | 47,000.00 | 3,867.58 | 15,170.12 | 0.00 | 0.00 | 31,829.88 |
| 10E050 | 2220 | 1100 | 00 | 000000 | 68,000.00 | 5,634.50 | 23,492.80 | 0.00 | 0.00 | 44,507.20 |
| 10E020 | 2220 | 1110 | 00 | 000000 | 0.00 | 0.00 | 0.00 | 0.00 | 0.00 | 0.00 |
| 10E040 | 2220 | 1110 | 00 | 000000 | 0.00 | 0.00 | 0.00 | 0.00 | 0.00 | 0.00 |
| 10E050 | 2220 | 1110 | 00 | 000000 | 0.00 | 0.00 | 0.00 | 0.00 | 0.00 | 0.00 |
| 10E020 | 2220 | 1200 | 00 | 000000 | 0.00 | 240.00 | 240.00 | 0.00 | 0.00 | -240.00 |
| 10E040 | 2220 | 1200 | 00 | 000000 | 1,000.00 | 0.00 | 0.00 | 0.00 | 0.00 | 1,000.00 |
| 10E050 | 2220 | 1200 | 00 | 000000 | 600.00 | 0.00 | 0.00 | 0.00 | 0.00 | 600.00 |
| 10E020 | 2220 | 1210 | 00 | 000000 | 0.00 | 0.00 | 0.00 | 0.00 | 0.00 | 0.00 |
| 10E040 | 2220 | 1210 | 00 | 000000 | 0.00 | 0.00 | 0.00 | 0.00 | 0.00 | 0.00 |
| 10E--- | 2220 | 1--- | -- | ----- | 196,600.00 | 16,386.48 | 65,268.32 | 0.00 | 0.00 | 131,331.68 |
| 10E020 | 2220 | 2110 | 00 | 000000 | 9,600.00 | 751.40 | 2,972.71 | 0.00 | 0.00 | 6,627.29 |
| 10E040 | 2220 | 2110 | 00 | 000000 | 5,600.00 | 435.62 | 1,708.69 | 0.00 | 0.00 | 3,891.31 |
| 10E050 | 2220 | 2110 | 00 | 000000 | 8,000.00 | 634.64 | 2,646.12 | 0.00 | 0.00 | 5,353.88 |
| 10E020 | 2220 | 2130 | 00 | 000000 | 0.00 | 0.00 | 0.00 | 0.00 | 0.00 | 0.00 |
| 10E040 | 2220 | 2130 | 00 | 000000 | 0.00 | 0.00 | 0.00 | 0.00 | 0.00 | 0.00 |
| 10E050 | 2220 | 2130 | 00 | 000000 | 0.00 | 0.00 | 0.00 | 0.00 | 0.00 | 0.00 |

| Account Level | | | | 2023-24 | October 2023-24 | 2023-24 | 2023-24 | Encumbered | 2023-24 | |
|---------------|------|------|-----------|-------------------------------|-----------------|------------------|---------------|----------------|----------|-----------------|
| FDTLOC | FUNC | OBJ | SJ | Description | Budget | Monthly Activity | FYTD Activity | Batch Activity | Amount | Available Funds |
| 10E020 | 2220 | 2200 | 00 000000 | RCES IMC Ins Benefit | 9,120.00 | 760.00 | 3,040.00 | 0.00 | 0.00 | 6,080.00 |
| 10E040 | 2220 | 2200 | 00 000000 | RCMS IMC Ins Benefit | 9,150.00 | 760.00 | 3,040.00 | 0.00 | 0.00 | 6,110.00 |
| 10E050 | 2220 | 2200 | 00 000000 | RCHS IMC Ins Benefit | 9,150.00 | 760.00 | 3,040.00 | 0.00 | 0.00 | 6,110.00 |
| 10E--- | 2220 | 2--- | -- ----- | | 50,620.00 | 4,101.66 | 16,447.52 | 0.00 | 0.00 | 34,172.48 |
| 10E020 | 2220 | 3140 | 00 000000 | RCES Library Fees | 1,000.00 | 0.00 | 0.00 | 0.00 | 0.00 | 1,000.00 |
| 10E040 | 2220 | 3190 | 00 000000 | RCMS Library Pur Serv | 730.00 | 0.00 | 1,042.61 | 0.00 | 0.00 | -312.61 |
| 10E050 | 2220 | 3190 | 00 000000 | RCHS IMC Pur Service | 4,000.00 | 1,132.08 | 3,867.07 | 0.00 | 117.00 | 15.93 |
| 10E020 | 2220 | 3230 | 00 000000 | RCES IMC Repair/Maint | 1,000.00 | 0.00 | 1,042.61 | 0.00 | 0.00 | -42.61 |
| 10E040 | 2220 | 3230 | 00 000000 | RCMS IMC Rep/Maint | 0.00 | 0.00 | 0.00 | 0.00 | 0.00 | 0.00 |
| 10E050 | 2220 | 3230 | 00 000000 | RCHS IMC Rep/Maint | 0.00 | 0.00 | 0.00 | 0.00 | 0.00 | 0.00 |
| 10E050 | 2220 | 3240 | 00 000000 | RCHS IMC Copier Repair | 0.00 | 0.00 | 189.00 | 0.00 | 0.00 | -189.00 |
| 10E050 | 2220 | 3260 | 00 000000 | RCHS IMC Postage | 0.00 | 0.00 | 0.00 | 0.00 | 0.00 | 0.00 |
| 10E050 | 2220 | 3320 | 00 000000 | RCHS IMC Trav | 0.00 | 0.00 | 0.00 | 0.00 | 0.00 | 0.00 |
| 10E--- | 2220 | 3--- | -- ----- | | 6,730.00 | 1,132.08 | 6,141.29 | 0.00 | 117.00 | 471.71 |
| 10E020 | 2220 | 4100 | 00 000000 | RCES IMC Supplies | 2,800.00 | 95.70 | 905.72 | 0.00 | 0.00 | 1,894.28 |
| 10E030 | 2220 | 4100 | 00 000000 | WRES IMC Supplies | 0.00 | 0.00 | 0.00 | 0.00 | 0.00 | 0.00 |
| 10E040 | 2220 | 4100 | 00 000000 | RCMS IMC Supplies | 1,620.00 | 0.00 | 2,153.57 | 0.00 | 0.00 | -533.57 |
| 10E050 | 2220 | 4100 | 00 000000 | RCHS IMC Supplies | 1,200.00 | 96.41 | 846.89 | 0.00 | 0.00 | 353.11 |
| 10E240 | 2220 | 4100 | 00 240000 | IL St Library Grnt Supp | 3,000.00 | 0.00 | 1,168.09 | 0.00 | 10.98 | 1,820.93 |
| 10E250 | 2220 | 4100 | 00 250000 | Fed Lib Grant Supp | 0.00 | 0.00 | 0.00 | 0.00 | 0.00 | 0.00 |
| 10E290 | 2220 | 4100 | 00 290000 | JFF Library Books | 0.00 | 0.00 | 0.00 | 0.00 | 0.00 | 0.00 |
| 10E345 | 2220 | 4100 | 00 345000 | ARP McKin Vent Media Supplies | 0.00 | 0.00 | 0.00 | 0.00 | 0.00 | 0.00 |
| 10E050 | 2220 | 4110 | 00 000000 | RCHS IMC Video Purchase | 0.00 | 0.00 | 0.00 | 0.00 | 0.00 | 0.00 |
| 10E020 | 2220 | 4300 | 00 000000 | RCES IMC Books | 7,500.00 | 96.13 | 2,028.15 | 0.00 | 620.59 | 4,851.26 |
| 10E040 | 2220 | 4300 | 00 000000 | RCMS IMC Books | 4,900.00 | 869.67 | 2,096.96 | 0.00 | 10.85 | 2,792.19 |
| 10E050 | 2220 | 4300 | 00 000000 | RCHS IMC Books | 7,000.00 | 478.21 | 2,075.07 | 0.00 | 0.00 | 4,924.93 |
| 10E020 | 2220 | 4400 | 00 000000 | RCES IMC Periodicals | 300.00 | 0.00 | 0.00 | 0.00 | 0.00 | 300.00 |
| 10E040 | 2220 | 4400 | 00 000000 | RCMS IMC Periodicals | 0.00 | 0.00 | 0.00 | 0.00 | 0.00 | 0.00 |
| 10E050 | 2220 | 4400 | 00 000000 | RCHS IMC Periodicals | 2,000.00 | 0.00 | 0.00 | 0.00 | 0.00 | 2,000.00 |
| 10E020 | 2220 | 4700 | 00 000000 | RCES IMC Software | 300.00 | 0.00 | 163.95 | 0.00 | 0.00 | 136.05 |
| 10E040 | 2220 | 4700 | 00 000000 | RCMS IMC Software/E-Resources | 1,000.00 | 161.13 | 161.13 | 0.00 | 389.94 | 448.93 |
| 10E050 | 2220 | 4700 | 00 000000 | RCHS IMC Software | 0.00 | 0.00 | 0.00 | 0.00 | 0.00 | 0.00 |
| 10E--- | 2220 | 4--- | -- ----- | | 31,620.00 | 1,797.25 | 11,599.53 | 0.00 | 1,032.36 | 18,988.11 |
| 10E020 | 2220 | 5500 | 00 000000 | RCES IMC Equipment | 0.00 | 0.00 | 0.00 | 0.00 | 0.00 | 0.00 |
| 10E040 | 2220 | 5500 | 00 000000 | RCMS IMC Equip | 0.00 | 0.00 | 0.00 | 0.00 | 0.00 | 0.00 |
| 10E050 | 2220 | 5500 | 00 000000 | RCHS IMC Equip | 1,000.00 | 0.00 | 0.00 | 0.00 | 0.00 | 1,000.00 |
| 10E--- | 2220 | 5--- | -- ----- | | 1,000.00 | 0.00 | 0.00 | 0.00 | 0.00 | 1,000.00 |
| 10E020 | 2220 | 6400 | 00 000000 | RCES IMC Dues/Fees | 400.00 | 0.00 | 85.00 | 0.00 | 0.00 | 315.00 |
| 10E040 | 2220 | 6400 | 00 000000 | RCMS IMC Dues/Fees | 700.00 | 0.00 | 0.00 | 0.00 | 0.00 | 700.00 |
| 10E050 | 2220 | 6400 | 00 000000 | RCHS IMC Dues/Fees | 0.00 | 0.00 | 0.00 | 0.00 | 0.00 | 0.00 |

| Account Level | | | | 2023-24 | October 2023-24 | 2023-24 | 2023-24 | Encumbered | 2023-24 | |
|---------------|------|------|----|-------------|---------------------------------|------------------|---------------|----------------|-----------|-----------------|
| FDTLOC | FUNC | OBJ | SJ | Description | Budget | Monthly Activity | FYTD Activity | Batch Activity | Amount | Available Funds |
| 10E--- | 2220 | 6--- | -- | ----- | 1,100.00 | 0.00 | 85.00 | 0.00 | 0.00 | 1,015.00 |
| 10E340 | 2230 | 1100 | 00 | 340000 | ESSER MTSS Intervention Salary | 0.00 | 0.00 | 0.00 | 0.00 | 0.00 |
| 10E--- | 2230 | 1--- | -- | ----- | 0.00 | 0.00 | 0.00 | 0.00 | 0.00 | 0.00 |
| 10E340 | 2230 | 2110 | 00 | 340000 | ESSER MTSS TRS | 0.00 | 0.00 | 0.00 | 0.00 | 0.00 |
| 10E340 | 2230 | 2200 | 00 | 340000 | ESSER MTSS Ins Benefit | 0.00 | 0.00 | 0.00 | 0.00 | 0.00 |
| 10E--- | 2230 | 2--- | -- | ----- | 0.00 | 0.00 | 0.00 | 0.00 | 0.00 | 0.00 |
| 10E100 | 2230 | 3140 | 00 | 100000 | Title I Scoring | 2,500.00 | 0.00 | 2,100.00 | 0.00 | 400.00 |
| 10E500 | 2230 | 3140 | 00 | 500000 | Title I Scoring | 40,000.00 | 2,140.00 | 4,940.00 | 0.00 | 35,060.00 |
| 10E050 | 2230 | 3190 | 00 | 000000 | RCHS CTEI Purchase Service | 0.00 | 0.00 | 0.00 | 0.00 | 0.00 |
| 10E710 | 2230 | 3190 | 00 | 710000 | Elementary Careers Purchase Ser | 0.00 | 0.00 | 0.00 | 0.00 | 0.00 |
| 10E780 | 2230 | 3190 | 00 | 780000 | CTEI Testing/Certification | 479.00 | 0.00 | 0.00 | 0.00 | 479.00 |
| 10E--- | 2230 | 3--- | -- | ----- | 42,979.00 | 2,140.00 | 7,040.00 | 0.00 | 0.00 | 35,939.00 |
| 10E100 | 2230 | 4100 | 00 | 100000 | Title I Testing | 0.00 | 0.00 | 0.00 | 0.00 | 0.00 |
| 10E500 | 2230 | 4100 | 00 | 500000 | Title I Testing | 0.00 | 0.00 | 0.00 | 0.00 | 0.00 |
| 10E--- | 2230 | 4--- | -- | ----- | 0.00 | 0.00 | 0.00 | 0.00 | 0.00 | 0.00 |
| 10E010 | 2310 | 1110 | 00 | 000000 | BOE Sec/Treasure Sal | 6,300.00 | 0.00 | 1,560.00 | 0.00 | 4,740.00 |
| 10E--- | 2310 | 1--- | -- | ----- | 6,300.00 | 0.00 | 1,560.00 | 0.00 | 0.00 | 4,740.00 |
| 10E010 | 2310 | 2130 | 00 | 000000 | | 0.00 | 0.00 | 0.00 | 0.00 | 0.00 |
| 10E010 | 2310 | 2200 | 00 | 000000 | BOE Sec Ins Ben | 0.00 | 0.00 | 0.00 | 0.00 | 0.00 |
| 10E--- | 2310 | 2--- | -- | ----- | 0.00 | 0.00 | 0.00 | 0.00 | 0.00 | 0.00 |
| 10E010 | 2310 | 3140 | 00 | 000000 | District Feasibility Consultan | 0.00 | 0.00 | 0.00 | 0.00 | 0.00 |
| 10E010 | 2310 | 3160 | 00 | 000000 | BOE Architectural Fees | 0.00 | 0.00 | 0.00 | 0.00 | 0.00 |
| 10E010 | 2310 | 3170 | 00 | 000000 | BOE Audit Fee | 25,000.00 | 0.00 | 15,000.00 | 0.00 | 10,000.00 |
| 10E010 | 2310 | 3180 | 00 | 000000 | BOE Reg Chicago | 15,000.00 | 0.00 | 6,834.96 | 0.00 | 8,165.04 |
| 10E010 | 2310 | 3190 | 00 | 000000 | BOE Other Pur Ser | 0.00 | 27.00 | 60.28 | 0.00 | -60.28 |
| 10E220 | 2310 | 3190 | 00 | 220000 | BOE Background Checks | 0.00 | 0.00 | 0.00 | 0.00 | 0.00 |
| 10E010 | 2310 | 3230 | 00 | 000000 | BOE Repair/Maint | 0.00 | 0.00 | 0.00 | 0.00 | 0.00 |
| 10E010 | 2310 | 3320 | 00 | 000000 | BOE Travel | 250.00 | 0.00 | 106.76 | 0.00 | 143.24 |
| 10E010 | 2310 | 3500 | 00 | 000000 | BOE Advertising | 3,500.00 | 0.00 | 34.10 | 0.00 | 3,465.90 |
| 10E010 | 2310 | 3600 | 00 | 000000 | BOE Printing | 0.00 | 0.00 | 0.00 | 0.00 | 0.00 |
| 10E010 | 2310 | 3800 | 00 | 000000 | BOE Pd Cert Life Ins | 55,000.00 | -50,526.12 | 13,372.77 | 33,148.23 | 8,479.00 |
| 10E010 | 2310 | 3850 | 00 | 000000 | BOE Unemployment Comp | 0.00 | 0.00 | 0.00 | 0.00 | 0.00 |
| 10E--- | 2310 | 3--- | -- | ----- | 98,750.00 | -50,499.12 | 35,408.87 | 0.00 | 33,148.23 | 30,192.90 |
| 10E010 | 2310 | 4100 | 00 | 000000 | BOE Supplies | 7,500.00 | 248.74 | 784.52 | 73.95 | 6,641.53 |
| 10E010 | 2310 | 4110 | 00 | 000000 | BOE Serv Awards Supp | 250.00 | 0.00 | 0.00 | 0.00 | 250.00 |
| 10E--- | 2310 | 4--- | -- | ----- | 7,750.00 | 248.74 | 784.52 | 0.00 | 73.95 | 6,891.53 |
| 10E010 | 2310 | 5500 | 00 | 000000 | BOE Equipment | 0.00 | 0.00 | 0.00 | 0.00 | 0.00 |
| 10E--- | 2310 | 5--- | -- | ----- | 0.00 | 0.00 | 0.00 | 0.00 | 0.00 | 0.00 |
| 10E010 | 2310 | 6400 | 00 | 000000 | BOE Dues/Fees | 7,200.00 | 0.00 | 0.00 | 0.00 | 7,200.00 |
| 10E--- | 2310 | 6--- | -- | ----- | 7,200.00 | 0.00 | 0.00 | 0.00 | 0.00 | 7,200.00 |

| Account Level | | | | 2023-24 | October 2023-24 | 2023-24 | 2023-24 | Encumbered | 2023-24 | |
|---------------|------|------|-----------|--------------------------------|-----------------|------------------|---------------|----------------|---------|-----------------|
| FDTLOC | FUNC | OBJ | SJ | Description | Budget | Monthly Activity | FYTD Activity | Batch Activity | Amount | Available Funds |
| 10E010 | 2320 | 1100 | 00 000000 | Superintendent Salary | 164,000.00 | 36,174.46 | 78,299.44 | 0.00 | 0.00 | 85,700.56 |
| 10E010 | 2320 | 1110 | 00 000000 | Supt Secretary Salary | 58,000.00 | 4,700.90 | 17,752.88 | 0.00 | 0.00 | 40,247.12 |
| 10E--- | 2320 | 1--- | -- ----- | | 222,000.00 | 40,875.36 | 96,052.32 | 0.00 | 0.00 | 125,947.68 |
| 10E010 | 2320 | 2110 | 00 000000 | Superintendent TRS | 16,700.00 | 1,581.58 | 6,326.30 | 0.00 | 0.00 | 10,373.70 |
| 10E010 | 2320 | 2130 | 00 000000 | | 0.00 | 0.00 | 0.00 | 0.00 | 0.00 | 0.00 |
| 10E010 | 2320 | 2200 | 00 000000 | Supt Office Ins Ben | 9,150.00 | 1.92 | 7.68 | 0.00 | 0.00 | 9,142.32 |
| 10E--- | 2320 | 2--- | -- ----- | | 25,850.00 | 1,583.50 | 6,333.98 | 0.00 | 0.00 | 19,516.02 |
| 10E010 | 2320 | 3140 | 00 000000 | District Consulting | 2,500.00 | 0.00 | 0.00 | 0.00 | 0.00 | 2,500.00 |
| 10E010 | 2320 | 3190 | 00 000000 | Supt Office Pur Serv | 3,500.00 | 0.00 | 573.07 | 0.00 | 462.00 | 2,464.93 |
| 10E010 | 2320 | 3230 | 00 000000 | Supt Office Repair/Maint | 0.00 | 0.00 | 0.00 | 0.00 | 0.00 | 0.00 |
| 10E010 | 2320 | 3240 | 00 000000 | Supt Office Copier Rep | 500.00 | 0.00 | 0.00 | 0.00 | 0.00 | 500.00 |
| 10E010 | 2320 | 3250 | 00 000000 | Supt Office Rental | 4,000.00 | 1,076.96 | 2,264.96 | 0.00 | 0.00 | 1,735.04 |
| 10E010 | 2320 | 3260 | 00 000000 | Supt Office Postage | 2,500.00 | 17.12 | 125.68 | 0.00 | 0.00 | 2,374.32 |
| 10E010 | 2320 | 3320 | 00 000000 | Supt Office Travel | 5,000.00 | 595.92 | 1,275.68 | 0.00 | 0.00 | 3,724.32 |
| 10E010 | 2320 | 3400 | 00 000000 | Supt Office Telephone | 0.00 | 0.00 | 0.00 | 0.00 | 0.00 | 0.00 |
| 10E--- | 2320 | 3--- | -- ----- | | 18,000.00 | 1,690.00 | 4,239.39 | 0.00 | 462.00 | 13,298.61 |
| 10E010 | 2320 | 4100 | 00 000000 | Supt Office Supplies | 3,000.00 | 0.00 | 1,033.38 | 0.00 | 0.00 | 1,966.62 |
| 10E010 | 2320 | 4240 | 00 000000 | Supt Office Copier Paper | 0.00 | 0.00 | 0.00 | 0.00 | 0.00 | 0.00 |
| 10E010 | 2320 | 4400 | 00 000000 | District Off Subscription Renw | 0.00 | 0.00 | 0.00 | 0.00 | 0.00 | 0.00 |
| 10E010 | 2320 | 4700 | 00 000000 | Supt Office Software | 0.00 | 0.00 | 0.00 | 0.00 | 0.00 | 0.00 |
| 10E--- | 2320 | 4--- | -- ----- | | 3,000.00 | 0.00 | 1,033.38 | 0.00 | 0.00 | 1,966.62 |
| 10E010 | 2320 | 5500 | 00 000000 | District Off Equipment | 2,000.00 | 0.00 | 778.79 | 0.00 | 0.00 | 1,221.21 |
| 10E--- | 2320 | 5--- | -- ----- | | 2,000.00 | 0.00 | 778.79 | 0.00 | 0.00 | 1,221.21 |
| 10E010 | 2320 | 6400 | 00 000000 | Supt Office Dues/Fees | 500.00 | 0.00 | 1,296.15 | 0.00 | 0.00 | -796.15 |
| 10E--- | 2320 | 6--- | -- ----- | | 500.00 | 0.00 | 1,296.15 | 0.00 | 0.00 | -796.15 |
| 10E010 | 2330 | 1100 | 00 000000 | Asst Supt/Cur Dir Sal | 120,000.00 | 10,594.18 | 42,376.72 | 0.00 | 0.00 | 77,623.28 |
| 10E070 | 2330 | 1100 | 00 000000 | 21st Century Grant Adm Sal | 0.00 | 0.00 | 0.00 | 0.00 | 0.00 | 0.00 |
| 10E100 | 2330 | 1100 | 00 100000 | Title I Admin Sal | 0.00 | 0.00 | 0.00 | 0.00 | 0.00 | 0.00 |
| 10E345 | 2330 | 1100 | 00 345000 | ARP McKin Vent Liaison Salary | 0.00 | 0.00 | 0.00 | 0.00 | 0.00 | 0.00 |
| 10E500 | 2330 | 1100 | 00 500000 | Title Admin Salary | 14,500.00 | 1,177.14 | 4,708.56 | 0.00 | 0.00 | 9,791.44 |
| 10E010 | 2330 | 1110 | 00 000000 | Asst Supt Sec Sal | 47,000.00 | 3,865.78 | 14,307.40 | 0.00 | 0.00 | 32,692.60 |
| 10E070 | 2330 | 1110 | 00 000000 | 21st Century Sec Sal | 11,500.00 | 775.50 | 775.50 | 0.00 | 0.00 | 10,724.50 |
| 10E100 | 2330 | 1110 | 00 100000 | Title I Admin Sec Sal | 0.00 | 0.00 | 0.00 | 0.00 | 0.00 | 0.00 |
| 10E110 | 2330 | 1110 | 00 110000 | PreK Admin Sec Sal | 0.00 | 0.00 | 0.00 | 0.00 | 0.00 | 0.00 |
| 10E470 | 2330 | 1110 | 00 470000 | 21st Century Sec Sal | 0.00 | 0.00 | 0.00 | 0.00 | 0.00 | 0.00 |
| 10E500 | 2330 | 1110 | 00 500000 | Title I Admin Sec Salary | 5,100.00 | 0.00 | 0.00 | 0.00 | 0.00 | 5,100.00 |
| 10E510 | 2330 | 1110 | 00 510000 | PreK Adm Sec Sal Prior | 24,950.00 | 2,078.90 | 7,769.80 | 0.00 | 0.00 | 17,180.20 |
| 10E--- | 2330 | 1--- | -- ----- | | 223,050.00 | 18,491.50 | 69,937.98 | 0.00 | 0.00 | 153,112.02 |
| 10E010 | 2330 | 2110 | 00 000000 | Asst Supt TRS | 13,000.00 | 1,193.30 | 4,773.20 | 0.00 | 0.00 | 8,226.80 |
| 10E070 | 2330 | 2110 | 00 000000 | 21st Century TRS | 2,600.00 | 177.70 | 177.70 | 0.00 | 0.00 | 2,422.30 |

| Account Level | | | | 2023-24 | October 2023-24 | 2023-24 | 2023-24 | Encumbered | 2023-24 | |
|---------------|------|------|----|-------------|--------------------------------|------------------|---------------|----------------|---------|-----------------|
| FDTLOC | FUNC | OBJ | SJ | Description | Budget | Monthly Activity | FYTD Activity | Batch Activity | Amount | Available Funds |
| 10E100 | 2330 | 2110 | 00 | 100000 | Title I Admin TRS | 0.00 | 0.00 | 0.00 | 0.00 | 0.00 |
| 10E345 | 2330 | 2110 | 00 | 345000 | ARP McKinney Vent Liaison TRS | 0.00 | 0.00 | 0.00 | 0.00 | 0.00 |
| 10E470 | 2330 | 2110 | 00 | 470000 | 21st Century Adm TRS | 0.00 | 0.00 | 0.00 | 0.00 | 0.00 |
| 10E500 | 2330 | 2110 | 00 | 500000 | Title I TRS | 3,450.00 | 269.72 | 1,078.88 | 0.00 | 2,371.12 |
| 10E010 | 2330 | 2130 | 00 | 000000 | | 0.00 | 0.00 | 0.00 | 0.00 | 0.00 |
| 10E100 | 2330 | 2130 | 00 | 100000 | | 0.00 | 0.00 | 0.00 | 0.00 | 0.00 |
| 10E470 | 2330 | 2130 | 00 | 470000 | | 0.00 | 0.00 | 0.00 | 0.00 | 0.00 |
| 10E010 | 2330 | 2200 | 00 | 000000 | Asst Supt/CurDir/Sec Ben | 9,150.00 | 760.96 | 3,043.84 | 0.00 | 6,106.16 |
| 10E110 | 2330 | 2200 | 00 | 110000 | PreK Adm Sec Ben | 0.00 | 0.00 | 0.00 | 0.00 | 0.00 |
| 10E345 | 2330 | 2200 | 00 | 345000 | ARP McKin Vent Liaison Benefit | 0.00 | 0.00 | 0.00 | 0.00 | 0.00 |
| 10E500 | 2330 | 2200 | 00 | 500000 | | 0.00 | 0.00 | 0.00 | 0.00 | 0.00 |
| 10E510 | 2330 | 2200 | 00 | 510000 | Pre K Sec Ins Ben | 9.00 | 0.68 | 2.72 | 0.00 | 6.28 |
| 10E--- | 2330 | 2--- | -- | ----- | | 28,209.00 | 2,402.36 | 9,076.34 | 0.00 | 19,132.66 |
| 10E100 | 2330 | 3170 | 00 | 100000 | Title I Audit Fee | 0.00 | 0.00 | 0.00 | 0.00 | 0.00 |
| 10E500 | 2330 | 3170 | 00 | 500000 | Title I Audit Fee | 0.00 | 0.00 | 0.00 | 0.00 | 0.00 |
| 10E010 | 2330 | 3190 | 00 | 000000 | Asst Supt Purchase Serv | 3,500.00 | 0.00 | 0.00 | 0.00 | 3,500.00 |
| 10E470 | 2330 | 3190 | 00 | 470000 | 21st Century Adm Pur Serv | 0.00 | 0.00 | 0.00 | 0.00 | 0.00 |
| 10E010 | 2330 | 3320 | 00 | 000000 | Asst Supt Travel | 1,500.00 | 0.00 | 0.00 | 0.00 | 1,500.00 |
| 10E100 | 2330 | 3320 | 00 | 100000 | Title I Adm Travel | 0.00 | 0.00 | 0.00 | 0.00 | 0.00 |
| 10E500 | 2330 | 3320 | 00 | 500000 | Title I Adm Trav | 0.00 | 0.00 | 0.00 | 0.00 | 0.00 |
| 10E--- | 2330 | 3--- | -- | ----- | | 5,000.00 | 0.00 | 0.00 | 0.00 | 5,000.00 |
| 10E070 | 2330 | 4100 | 00 | 000000 | 21st Century Admin Supplies | 0.00 | 0.00 | 0.00 | 0.00 | 0.00 |
| 10E100 | 2330 | 4100 | 00 | 100000 | Title I Adm Supplies | 0.00 | 0.00 | 0.00 | 0.00 | 0.00 |
| 10E110 | 2330 | 4100 | 00 | 110000 | Pre K Adm Supp | 0.00 | 0.00 | 0.00 | 0.00 | 0.00 |
| 10E470 | 2330 | 4100 | 00 | 470000 | 21st Century Adm Supp | 0.00 | 0.00 | 0.00 | 0.00 | 0.00 |
| 10E500 | 2330 | 4100 | 00 | 500000 | Title I Adm Supp | 0.00 | 0.00 | 0.00 | 0.00 | 0.00 |
| 10E510 | 2330 | 4100 | 00 | 510000 | Pre K Adm Supp | 3,000.00 | 912.00 | 1,924.85 | 0.00 | 1,075.15 |
| 10E--- | 2330 | 4--- | -- | ----- | | 3,000.00 | 912.00 | 1,924.85 | 0.00 | 1,075.15 |
| 10E110 | 2330 | 5500 | 00 | 110000 | PRE K ADM EQUIPMENT | 0.00 | 0.00 | 0.00 | 0.00 | 0.00 |
| 10E510 | 2330 | 5500 | 00 | 510000 | Pre K Adm Equip | 0.00 | 0.00 | 0.00 | 0.00 | 0.00 |
| 10E--- | 2330 | 5--- | -- | ----- | | 0.00 | 0.00 | 0.00 | 0.00 | 0.00 |
| 10E010 | 2330 | 6400 | 00 | 000000 | Asst Supt Dues/Fees | 600.00 | 0.00 | 15.00 | 0.00 | 585.00 |
| 10E--- | 2330 | 6--- | -- | ----- | | 600.00 | 0.00 | 15.00 | 0.00 | 585.00 |
| 10E280 | 2331 | 1100 | 00 | 280000 | Sp Ed Dir Sal | 142,000.00 | 11,764.06 | 46,723.68 | 0.00 | 95,276.32 |
| 10E110 | 2331 | 1110 | 00 | 110000 | Admin PI Sec Sal | 2,000.00 | 0.00 | 1,548.00 | 0.00 | 452.00 |
| 10E280 | 2331 | 1110 | 00 | 280000 | Sp Ed Sec Sal | 35,000.00 | 2,832.26 | 11,111.20 | 0.00 | 23,888.80 |
| 10E510 | 2331 | 1110 | 00 | 510000 | 0-3 Pre K Adm Sec | 11,088.00 | 890.96 | 1,781.92 | 0.00 | 9,306.08 |
| 10E--- | 2331 | 1--- | -- | ----- | | 190,088.00 | 15,487.28 | 61,164.80 | 0.00 | 128,923.20 |
| 10E280 | 2331 | 2110 | 00 | 280000 | Sp Needs Dir TRS | 14,500.00 | 1,325.04 | 5,262.68 | 0.00 | 9,237.32 |
| 10E280 | 2331 | 2130 | 00 | 280000 | | 0.00 | 0.00 | 0.00 | 0.00 | 0.00 |

| Account Level | | | | 2023-24 | October 2023-24 | 2023-24 | 2023-24 | Encumbered | 2023-24 | |
|---------------|------|------|----|-------------|---------------------------|------------------|---------------|----------------|---------|-----------------|
| FDTLOC | FUNC | OBJ | SJ | Description | Budget | Monthly Activity | FYTD Activity | Batch Activity | Amount | Available Funds |
| 10E110 | 2331 | 2200 | 00 | 110000 | Admin PI Sec Ben | 5.00 | 0.00 | 0.56 | 0.00 | 4.44 |
| 10E280 | 2331 | 2200 | 00 | 280000 | Sp Ed Ins Ben | 18,500.00 | 1,520.96 | 6,083.84 | 0.00 | 12,416.16 |
| 10E510 | 2331 | 2200 | 00 | 510000 | Admin PI Sec Ben | 6.00 | 0.28 | 0.56 | 0.00 | 5.44 |
| 10E--- | 2331 | 2--- | -- | ----- | | 33,011.00 | 2,846.28 | 11,347.64 | 0.00 | 21,663.36 |
| 10E110 | 2331 | 3190 | 00 | 110000 | PI Pur Serv | 0.00 | 0.00 | 0.00 | 0.00 | 0.00 |
| 10E510 | 2331 | 3190 | 00 | 510000 | PI Pur Serv | 2,000.00 | 2,000.00 | 2,000.00 | 0.00 | 0.00 |
| 10E920 | 2331 | 3190 | 00 | 920000 | Sp Ed Purchase Service | 12,500.00 | 5,516.76 | 16,793.08 | 0.00 | -4,293.08 |
| 10E920 | 2331 | 3230 | 00 | 920000 | Sp Ed Rep/Maint | 0.00 | 0.00 | 0.00 | 0.00 | 0.00 |
| 10E920 | 2331 | 3240 | 00 | 920000 | Sp Ed Copier Repair | 0.00 | 0.00 | 0.00 | 0.00 | 0.00 |
| 10E920 | 2331 | 3260 | 00 | 920000 | Sp Ed Postage | 1,500.00 | 0.00 | 0.00 | 0.00 | 1,500.00 |
| 10E920 | 2331 | 3320 | 00 | 920000 | Sp Ed Travel | 650.00 | 28.75 | 228.37 | 0.00 | 421.63 |
| 10E920 | 2331 | 3400 | 00 | 920000 | Sp Ed Telephone | 0.00 | 0.00 | 0.00 | 0.00 | 0.00 |
| 10E--- | 2331 | 3--- | -- | ----- | | 16,650.00 | 7,545.51 | 19,021.45 | 0.00 | -2,371.45 |
| 10E110 | 2331 | 4100 | 00 | 110000 | PI Adm Supplies | 100.00 | 0.00 | 0.00 | 0.00 | 100.00 |
| 10E510 | 2331 | 4100 | 00 | 510000 | PI Adm Supp | 1,000.00 | 0.00 | 0.00 | 0.00 | 1,000.00 |
| 10E920 | 2331 | 4100 | 00 | 920000 | Sp Ed Supplies | 2,000.00 | 0.00 | 9,561.84 | 82.96 | -7,644.80 |
| 10E920 | 2331 | 4130 | 00 | 920000 | Sp Ed Test Supplies | 0.00 | 0.00 | 0.00 | 0.00 | 0.00 |
| 10E920 | 2331 | 4240 | 00 | 920000 | Sp Ed Copy Paper | 0.00 | 0.00 | 0.00 | 0.00 | 0.00 |
| 10E920 | 2331 | 4700 | 00 | 920000 | Sp Ed Dir Software | 0.00 | 0.00 | 0.00 | 0.00 | 0.00 |
| 10E--- | 2331 | 4--- | -- | ----- | | 3,100.00 | 0.00 | 9,561.84 | 82.96 | -6,544.80 |
| 10E920 | 2331 | 5400 | 00 | 920000 | Sp Ed Dir Equipment | 0.00 | 0.00 | 0.00 | 0.00 | 0.00 |
| 10E920 | 2331 | 5500 | 00 | 920000 | Sp Ed Adm Equip | 10,000.00 | 0.00 | 1,933.36 | 0.00 | 8,066.64 |
| 10E--- | 2331 | 5--- | -- | ----- | | 10,000.00 | 0.00 | 1,933.36 | 0.00 | 8,066.64 |
| 10E920 | 2331 | 6400 | 00 | 920000 | Sp Needs Coord. Dues/Fees | 300.00 | 0.00 | 0.00 | 0.00 | 300.00 |
| 10E--- | 2331 | 6--- | -- | ----- | | 300.00 | 0.00 | 0.00 | 0.00 | 300.00 |
| 10E320 | 2333 | 1100 | 00 | 320000 | Building Grounds Dir Sal | 0.00 | 0.00 | 0.00 | 0.00 | 0.00 |
| 10E--- | 2333 | 1--- | -- | ----- | | 0.00 | 0.00 | 0.00 | 0.00 | 0.00 |
| 10E320 | 2333 | 2110 | 00 | 320000 | Building Grounds Dir TRS | 0.00 | 0.00 | 0.00 | 0.00 | 0.00 |
| 10E320 | 2333 | 2200 | 00 | 320000 | Building Grounds Dir Ben | 0.00 | 0.00 | 0.00 | 0.00 | 0.00 |
| 10E--- | 2333 | 2--- | -- | ----- | | 0.00 | 0.00 | 0.00 | 0.00 | 0.00 |
| 10E015 | 2410 | 1100 | 00 | 000000 | ELC Principal Salary | 95,000.00 | 7,901.68 | 31,606.72 | 0.00 | 63,393.28 |
| 10E020 | 2410 | 1100 | 00 | 000000 | RCES Prin Sal | 220,000.00 | 18,276.44 | 72,071.24 | 0.00 | 147,928.76 |
| 10E030 | 2410 | 1100 | 00 | 000000 | WRES Principal Sal | 0.00 | 0.00 | 0.00 | 0.00 | 0.00 |
| 10E040 | 2410 | 1100 | 00 | 000000 | RCMS Principal Sal | 173,000.00 | 14,386.64 | 57,299.92 | 0.00 | 115,700.08 |
| 10E050 | 2410 | 1100 | 00 | 000000 | RCHS Principal Salary | 175,000.00 | 14,560.00 | 57,680.00 | 0.00 | 117,320.00 |
| 10E020 | 2410 | 1110 | 00 | 000000 | RCES Sec Sal | 130,000.00 | 10,290.48 | 35,496.88 | 0.00 | 94,503.12 |
| 10E030 | 2410 | 1110 | 00 | 000000 | WRES Secretary Sal | 0.00 | 0.00 | 0.00 | 0.00 | 0.00 |
| 10E040 | 2410 | 1110 | 00 | 000000 | RCMS Secretarial Sal | 60,000.00 | 4,962.90 | 19,039.30 | 0.00 | 40,960.70 |
| 10E050 | 2410 | 1110 | 00 | 000000 | RCHS Principal Sec Sal | 130,000.00 | 10,439.00 | 47,077.00 | 0.00 | 82,923.00 |
| 10E020 | 2410 | 1200 | 00 | 000000 | | 0.00 | 0.00 | 0.00 | 0.00 | 0.00 |

| Account Level | | | | 2023-24 | October 2023-24 | 2023-24 | 2023-24 | Encumbered | 2023-24 | |
|---------------|------|------|----|-------------|-----------------|------------------|---------------|----------------|----------|-----------------|
| FDTLOC | FUNC | OBJ | SJ | Description | Budget | Monthly Activity | FYTD Activity | Batch Activity | Amount | Available Funds |
| 10E050 | 2410 | 1200 | 00 | 000000 | 0.00 | 0.00 | 0.00 | 0.00 | 0.00 | 0.00 |
| 10E020 | 2410 | 1210 | 00 | 000000 | 2,000.00 | 0.00 | 0.00 | 0.00 | 0.00 | 2,000.00 |
| 10E040 | 2410 | 1210 | 00 | 000000 | 0.00 | 0.00 | 0.00 | 0.00 | 0.00 | 0.00 |
| 10E050 | 2410 | 1210 | 00 | 000000 | 1,500.00 | 0.00 | 0.00 | 0.00 | 0.00 | 1,500.00 |
| 10E--- | 2410 | 1--- | -- | ----- | 986,500.00 | 80,817.14 | 320,271.06 | 0.00 | 0.00 | 666,228.94 |
| 10E015 | 2410 | 2110 | 00 | 000000 | 9,500.00 | 890.00 | 3,560.00 | 0.00 | 0.00 | 5,940.00 |
| 10E020 | 2410 | 2110 | 00 | 000000 | 25,000.00 | 2,058.58 | 8,117.80 | 0.00 | 0.00 | 16,882.20 |
| 10E040 | 2410 | 2110 | 00 | 000000 | 19,500.00 | 1,620.44 | 6,453.98 | 0.00 | 0.00 | 13,046.02 |
| 10E050 | 2410 | 2110 | 00 | 000000 | 20,000.00 | 1,639.96 | 6,496.74 | 0.00 | 0.00 | 13,503.26 |
| 10E020 | 2410 | 2130 | 00 | 000000 | 0.00 | 0.00 | 0.00 | 0.00 | 0.00 | 0.00 |
| 10E040 | 2410 | 2130 | 00 | 000000 | 0.00 | 0.00 | 0.00 | 0.00 | 0.00 | 0.00 |
| 10E050 | 2410 | 2130 | 00 | 000000 | 0.00 | 0.00 | 0.00 | 0.00 | 0.00 | 0.00 |
| 10E015 | 2410 | 2200 | 00 | 000000 | 9,150.00 | 760.00 | 3,040.00 | 0.00 | 0.00 | 6,110.00 |
| 10E020 | 2410 | 2200 | 00 | 000000 | 9,200.00 | 2,282.88 | 6,851.52 | 0.00 | 0.00 | 2,348.48 |
| 10E030 | 2410 | 2200 | 00 | 000000 | 0.00 | 0.00 | 0.00 | 0.00 | 0.00 | 0.00 |
| 10E040 | 2410 | 2200 | 00 | 000000 | 18,400.00 | 1,521.92 | 6,087.68 | 0.00 | 0.00 | 12,312.32 |
| 10E050 | 2410 | 2200 | 00 | 000000 | 18,500.00 | 1,523.84 | 6,095.36 | 0.00 | 0.00 | 12,404.64 |
| 10E--- | 2410 | 2--- | -- | ----- | 129,250.00 | 12,297.62 | 46,703.08 | 0.00 | 0.00 | 82,546.92 |
| 10E015 | 2410 | 3190 | 00 | 000000 | 1,500.00 | 0.00 | 306.75 | 0.00 | 0.00 | 1,193.25 |
| 10E020 | 2410 | 3190 | 00 | 000000 | 11,000.00 | 199.00 | 10,709.47 | 0.00 | 648.00 | -357.47 |
| 10E030 | 2410 | 3190 | 00 | 000000 | 0.00 | 0.00 | 0.00 | 0.00 | 0.00 | 0.00 |
| 10E040 | 2410 | 3190 | 00 | 000000 | 10,000.00 | 430.00 | 10,326.38 | 0.00 | 0.00 | -326.38 |
| 10E050 | 2410 | 3190 | 00 | 000000 | 10,000.00 | 300.00 | 10,150.15 | 0.00 | 0.00 | -150.15 |
| 10E020 | 2410 | 3230 | 00 | 000000 | 1,500.00 | 0.00 | 1,260.00 | 0.00 | 0.00 | 240.00 |
| 10E030 | 2410 | 3230 | 00 | 000000 | 0.00 | 0.00 | 0.00 | 0.00 | 0.00 | 0.00 |
| 10E040 | 2410 | 3230 | 00 | 000000 | 0.00 | 0.00 | 0.00 | 0.00 | 0.00 | 0.00 |
| 10E050 | 2410 | 3230 | 00 | 000000 | 0.00 | 0.00 | 0.00 | 0.00 | 0.00 | 0.00 |
| 10E020 | 2410 | 3240 | 00 | 000000 | 0.00 | 0.00 | 0.00 | 0.00 | 0.00 | 0.00 |
| 10E040 | 2410 | 3240 | 00 | 000000 | 450.00 | 68.00 | 154.00 | 0.00 | 0.00 | 296.00 |
| 10E050 | 2410 | 3240 | 00 | 000000 | 2,000.00 | 0.00 | 0.00 | 0.00 | 0.00 | 2,000.00 |
| 10E015 | 2410 | 3320 | 00 | 000000 | 1,000.00 | 0.00 | 0.00 | 0.00 | 0.00 | 1,000.00 |
| 10E020 | 2410 | 3320 | 00 | 000000 | 2,500.00 | 164.90 | 164.90 | 0.00 | 0.00 | 2,335.10 |
| 10E030 | 2410 | 3320 | 00 | 000000 | 0.00 | 0.00 | 0.00 | 0.00 | 0.00 | 0.00 |
| 10E040 | 2410 | 3320 | 00 | 000000 | 1,000.00 | 15.00 | 33.75 | 0.00 | 0.00 | 966.25 |
| 10E050 | 2410 | 3320 | 00 | 000000 | 1,800.00 | 62.41 | 159.62 | 0.00 | 12.33 | 1,628.05 |
| 10E020 | 2410 | 3400 | 00 | 000000 | 0.00 | 0.00 | 0.00 | 0.00 | 0.00 | 0.00 |
| 10E030 | 2410 | 3400 | 00 | 000000 | 0.00 | 0.00 | 0.00 | 0.00 | 0.00 | 0.00 |
| 10E040 | 2410 | 3400 | 00 | 000000 | 0.00 | 0.00 | 0.00 | 0.00 | 0.00 | 0.00 |
| 10E050 | 2410 | 3400 | 00 | 000000 | 0.00 | 0.00 | 0.00 | 0.00 | 0.00 | 0.00 |
| 10E020 | 2410 | 3600 | 00 | 000000 | 2,000.00 | 95.40 | 758.14 | 0.00 | 1,654.80 | -412.94 |

| Account Level | | | | 2023-24 | October 2023-24 | 2023-24 | 2023-24 | Encumbered | 2023-24 | |
|---------------|------|------|-----------|-------------------------------|-----------------|------------------|---------------|----------------|-----------|-----------------|
| FDTLOC | FUNC | OBJ | SJ | Description | Budget | Monthly Activity | FYTD Activity | Batch Activity | Amount | Available Funds |
| 10E040 | 2410 | 3600 | 00 000000 | RCMS Printing | 1,400.00 | 0.00 | 74.80 | 0.00 | 1,000.00 | 325.20 |
| 10E050 | 2410 | 3600 | 00 000000 | RCHS Printing | 3,000.00 | 0.00 | 105.13 | 0.00 | 0.00 | 2,894.87 |
| 10E--- | 2410 | 3--- | -- ----- | | 49,150.00 | 1,334.71 | 34,203.09 | 0.00 | 3,315.13 | 11,631.78 |
| 10E015 | 2410 | 4100 | 00 000000 | ELC Principal Office Supplies | 2,500.00 | 0.00 | 88.87 | 0.00 | 126.90 | 2,284.23 |
| 10E020 | 2410 | 4100 | 00 000000 | RCES Prin Off Supplies | 10,000.00 | 21.98 | 532.07 | 0.00 | 838.57 | 8,629.36 |
| 10E030 | 2410 | 4100 | 00 000000 | WRES Principal Supplies | 0.00 | 0.00 | 0.00 | 0.00 | 0.00 | 0.00 |
| 10E040 | 2410 | 4100 | 00 000000 | RCMS Principal Supplies | 5,000.00 | 468.91 | 803.84 | 0.00 | 187.09 | 4,009.07 |
| 10E050 | 2410 | 4100 | 00 000000 | RCHS Principal Supplies | 14,000.00 | 718.17 | 2,684.45 | 0.00 | 663.67 | 10,651.88 |
| 10E015 | 2410 | 4240 | 00 000000 | ELC Principal Copier/Toner | 1,000.00 | 0.00 | 0.00 | 0.00 | 0.00 | 1,000.00 |
| 10E020 | 2410 | 4240 | 00 000000 | RCES Copier Toner | 0.00 | 0.00 | 0.00 | 0.00 | 0.00 | 0.00 |
| 10E050 | 2410 | 4240 | 00 000000 | RCHS Principal Copier Toner | 2,000.00 | 0.00 | 0.00 | 0.00 | 0.00 | 2,000.00 |
| 10E020 | 2410 | 4250 | 00 000000 | RCES Copier Parts | 0.00 | 0.00 | 0.00 | 0.00 | 0.00 | 0.00 |
| 10E050 | 2410 | 4400 | 00 000000 | RCHS Principal Subscriptions | 0.00 | 0.00 | 0.00 | 0.00 | 0.00 | 0.00 |
| 10E015 | 2410 | 4700 | 00 000000 | ELC Principal Office Software | 0.00 | 0.00 | 0.00 | 0.00 | 0.00 | 0.00 |
| 10E020 | 2410 | 4700 | 00 000000 | RCES Prin Off Software | 0.00 | 0.00 | 0.00 | 0.00 | 0.00 | 0.00 |
| 10E040 | 2410 | 4700 | 00 000000 | RCMS Principl Software | 0.00 | 0.00 | 0.00 | 0.00 | 0.00 | 0.00 |
| 10E050 | 2410 | 4700 | 00 000000 | RCHS Principal Software | 0.00 | 0.00 | 0.00 | 0.00 | 0.00 | 0.00 |
| 10E--- | 2410 | 4--- | -- ----- | | 34,500.00 | 1,209.06 | 4,109.23 | 0.00 | 1,816.23 | 28,574.54 |
| 10E015 | 2410 | 5500 | 00 000000 | ELC Principal Equipment | 5,000.00 | 0.00 | 0.00 | 0.00 | 0.00 | 5,000.00 |
| 10E020 | 2410 | 5500 | 00 000000 | RCES Principal Equip | 5,000.00 | 0.00 | 0.00 | 0.00 | 0.00 | 5,000.00 |
| 10E040 | 2410 | 5500 | 00 000000 | RCMS Principal Equip | 3,000.00 | 0.00 | 0.00 | 0.00 | 1,978.24 | 1,021.76 |
| 10E050 | 2410 | 5500 | 00 000000 | RCHS Principal Equip | 5,000.00 | 0.00 | 0.00 | 0.00 | 8,554.00 | -3,554.00 |
| 10E--- | 2410 | 5--- | -- ----- | | 18,000.00 | 0.00 | 0.00 | 0.00 | 10,532.24 | 7,467.76 |
| 10E015 | 2410 | 6400 | 00 000000 | ELC Principal Dues/Fees | 750.00 | 0.00 | 429.00 | 0.00 | 0.00 | 321.00 |
| 10E020 | 2410 | 6400 | 00 000000 | RCES Prin Dues/Fees | 2,000.00 | 0.00 | 40.00 | 0.00 | 601.50 | 1,358.50 |
| 10E030 | 2410 | 6400 | 00 000000 | WRES Dues & Fees | 0.00 | 0.00 | 0.00 | 0.00 | 0.00 | 0.00 |
| 10E040 | 2410 | 6400 | 00 000000 | RCMS Principal Dues/Fees | 1,200.00 | 0.00 | 50.00 | 0.00 | 0.00 | 1,150.00 |
| 10E050 | 2410 | 6400 | 00 000000 | RCHS Principal Dues/Fees | 1,500.00 | 0.00 | 0.00 | 0.00 | 0.00 | 1,500.00 |
| 10E--- | 2410 | 6--- | -- ----- | | 5,450.00 | 0.00 | 519.00 | 0.00 | 601.50 | 4,329.50 |
| 10E010 | 2490 | 1100 | 00 000000 | Program Supervisor Sal | 0.00 | 0.00 | 0.00 | 0.00 | 0.00 | 0.00 |
| 10E020 | 2490 | 1100 | 00 000000 | RCES Team Leader Salary | 0.00 | 0.00 | 0.00 | 0.00 | 0.00 | 0.00 |
| 10E040 | 2490 | 1100 | 00 000000 | RCMS Team Leader Salary | 0.00 | 0.00 | 0.00 | 0.00 | 0.00 | 0.00 |
| 10E050 | 2490 | 1100 | 00 000000 | RCHS Dept Head Salary | 0.00 | 0.00 | 0.00 | 0.00 | 0.00 | 0.00 |
| 10E--- | 2490 | 1--- | -- ----- | | 0.00 | 0.00 | 0.00 | 0.00 | 0.00 | 0.00 |
| 10E010 | 2490 | 2110 | 00 000000 | Program Suprvr TRS | 0.00 | 0.00 | 0.00 | 0.00 | 0.00 | 0.00 |
| 10E020 | 2490 | 2110 | 00 000000 | RCES Team Leader TRS | 0.00 | 0.00 | 0.00 | 0.00 | 0.00 | 0.00 |
| 10E040 | 2490 | 2110 | 00 000000 | RCMS Team Leader TRS | 0.00 | 0.00 | 0.00 | 0.00 | 0.00 | 0.00 |
| 10E050 | 2490 | 2110 | 00 000000 | RCHS Dept Head TRS | 0.00 | 0.00 | 0.00 | 0.00 | 0.00 | 0.00 |
| 10E010 | 2490 | 2200 | 00 000000 | Program Suprvr Ins Ben | 0.00 | 0.00 | 0.00 | 0.00 | 0.00 | 0.00 |
| 10E--- | 2490 | 2--- | -- ----- | | 0.00 | 0.00 | 0.00 | 0.00 | 0.00 | 0.00 |

| Account Level | | | | 2023-24 | October 2023-24 | 2023-24 | 2023-24 | Encumbered | 2023-24 | |
|---------------|------|------|-----------|--------------------------------|-----------------|------------------|---------------|----------------|---------|-----------------|
| FDTLOC | FUNC | OBJ | SJ | Description | Budget | Monthly Activity | FYTD Activity | Batch Activity | Amount | Available Funds |
| 10E010 | 2490 | 3190 | 00 000000 | Purchase Service | 0.00 | 0.00 | 0.00 | 0.00 | 0.00 | 0.00 |
| 10E010 | 2490 | 3320 | 00 000000 | Travel | 0.00 | 0.00 | 0.00 | 0.00 | 0.00 | 0.00 |
| 10E--- | 2490 | 3--- | -- | | 0.00 | 0.00 | 0.00 | 0.00 | 0.00 | 0.00 |
| 10E010 | 2490 | 6400 | 00 000000 | Program Supervisor Dues/ Fees | 0.00 | 0.00 | 0.00 | 0.00 | 0.00 | 0.00 |
| 10E--- | 2490 | 6--- | -- | | 0.00 | 0.00 | 0.00 | 0.00 | 0.00 | 0.00 |
| 10E010 | 2520 | 1110 | 00 000000 | Fiscal Service Salaries | 120,000.00 | 9,067.74 | 34,127.58 | 0.00 | 0.00 | 85,872.42 |
| 10E--- | 2520 | 1--- | -- | | 120,000.00 | 9,067.74 | 34,127.58 | 0.00 | 0.00 | 85,872.42 |
| 10E010 | 2520 | 2110 | 00 000000 | | 0.00 | 0.00 | 0.00 | 0.00 | 0.00 | 0.00 |
| 10E010 | 2520 | 2130 | 00 000000 | | 0.00 | 0.00 | 0.00 | 0.00 | 0.00 | 0.00 |
| 10E010 | 2520 | 2200 | 00 000000 | Fiscal Service Ins Ben | 9,150.00 | 760.96 | 3,043.84 | 0.00 | 0.00 | 6,106.16 |
| 10E--- | 2520 | 2--- | -- | | 9,150.00 | 760.96 | 3,043.84 | 0.00 | 0.00 | 6,106.16 |
| 10E010 | 2520 | 3100 | 00 000000 | Medicaid Fee | 0.00 | 0.00 | 0.00 | 0.00 | 0.00 | 0.00 |
| 10E010 | 2520 | 3190 | 00 000000 | Fiscal Service Pur Serv | 40,000.00 | 833.49 | 35,989.61 | 0.00 | 0.00 | 4,010.39 |
| 10E010 | 2520 | 3230 | 00 000000 | Fiscal Service Repair/Maint | 0.00 | 0.00 | 0.00 | 0.00 | 0.00 | 0.00 |
| 10E010 | 2520 | 3320 | 00 000000 | Fiscal Service Travel | 2,000.00 | 1,391.68 | 1,419.44 | 0.00 | 0.00 | 580.56 |
| 10E--- | 2520 | 3--- | -- | | 42,000.00 | 2,225.17 | 37,409.05 | 0.00 | 0.00 | 4,590.95 |
| 10E010 | 2520 | 4100 | 00 000000 | Fiscal Service Supplies | 4,000.00 | 0.00 | 1,015.03 | 0.00 | 0.00 | 2,984.97 |
| 10E010 | 2520 | 4700 | 00 000000 | Fiscal Service Software | 0.00 | 0.00 | 0.00 | 0.00 | 0.00 | 0.00 |
| 10E--- | 2520 | 4--- | -- | | 4,000.00 | 0.00 | 1,015.03 | 0.00 | 0.00 | 2,984.97 |
| 10E010 | 2520 | 5500 | 00 000000 | Fiscal Service Equipment | 0.00 | 0.00 | 0.00 | 0.00 | 0.00 | 0.00 |
| 10E--- | 2520 | 5--- | -- | | 0.00 | 0.00 | 0.00 | 0.00 | 0.00 | 0.00 |
| 10E010 | 2521 | 3190 | 00 000000 | Coop Wrhs Rental | 0.00 | 0.00 | 0.00 | 0.00 | 0.00 | 0.00 |
| 10E--- | 2521 | 3--- | -- | | 0.00 | 0.00 | 0.00 | 0.00 | 0.00 | 0.00 |
| 10E010 | 2521 | 4100 | 00 000000 | District Co-op Supplies | 1,000.00 | 0.00 | 8,525.57 | 0.00 | 0.00 | -7,525.57 |
| 10E020 | 2521 | 4100 | 00 000000 | RCES Co-op Supplies | 25,000.00 | 0.00 | 19,200.00 | 0.00 | 0.00 | 5,800.00 |
| 10E040 | 2521 | 4100 | 00 000000 | RCMS Co-op Supplies | 5,000.00 | 0.00 | 3,763.74 | 0.00 | 0.00 | 1,236.26 |
| 10E050 | 2521 | 4100 | 00 000000 | RCHS Co-op Supplies | 0.00 | 0.00 | 4,336.64 | 0.00 | 168.64 | -4,505.28 |
| 10E080 | 2521 | 4100 | 00 000000 | Trans Co-op Supplies | 500.00 | 0.00 | 0.00 | 0.00 | 0.00 | 500.00 |
| 10E420 | 2521 | 4100 | 00 420000 | Food Service Co-op Supplies | 0.00 | 0.00 | 0.00 | 0.00 | 0.00 | 0.00 |
| 10E--- | 2521 | 4--- | -- | | 31,500.00 | 0.00 | 35,825.95 | 0.00 | 168.64 | -4,494.59 |
| 10E342 | 2530 | 3190 | 00 000000 | ESSER II Construction Services | 0.00 | 0.00 | 0.00 | 0.00 | 0.00 | 0.00 |
| 10E343 | 2530 | 3190 | 00 000000 | ESSER III CONSTRUCTION SERVICE | 0.00 | 0.00 | 0.00 | 0.00 | 0.00 | 0.00 |
| 10E--- | 2530 | 3--- | -- | | 0.00 | 0.00 | 0.00 | 0.00 | 0.00 | 0.00 |
| 10E015 | 2540 | 1110 | 00 000000 | ELC Custodian Salary | 45,000.00 | 2,920.50 | 8,091.00 | 0.00 | 0.00 | 36,909.00 |
| 10E020 | 2540 | 1110 | 00 000000 | RCES Cust Sal | 260,000.00 | 18,829.98 | 76,000.08 | 0.00 | 0.00 | 183,999.92 |
| 10E030 | 2540 | 1110 | 00 000000 | WRCS Cust Salary | 0.00 | 0.00 | 0.00 | 0.00 | 0.00 | 0.00 |
| 10E040 | 2540 | 1110 | 00 000000 | RCMS Custodial Salary | 185,000.00 | 14,463.79 | 56,936.82 | 0.00 | 0.00 | 128,063.18 |
| 10E050 | 2540 | 1110 | 00 000000 | RCHS Custodial Salary | 355,000.00 | 25,683.27 | 101,097.63 | 0.00 | 0.00 | 253,902.37 |
| 10E020 | 2540 | 1200 | 00 000000 | RCES Cust Sub Sal | 0.00 | 0.00 | 0.00 | 0.00 | 0.00 | 0.00 |
| 10E040 | 2540 | 1200 | 00 000000 | RCMS Custodial Sub Sal | 0.00 | 0.00 | 0.00 | 0.00 | 0.00 | 0.00 |

| Account Level | | | | 2023-24 | October 2023-24 | 2023-24 | 2023-24 | Encumbered | 2023-24 | |
|---------------|------|------|-----------|--------------------------------|-----------------|------------------|---------------|----------------|------------|-----------------|
| FDTLOC | FUNC | OBJ | SJ | Description | Budget | Monthly Activity | FYTD Activity | Batch Activity | Amount | Available Funds |
| 10E050 | 2540 | 1200 | 00 000000 | RCHS Custodial Sub Sal | 0.00 | 0.00 | 0.00 | 0.00 | 0.00 | 0.00 |
| 10E015 | 2540 | 1210 | 00 000000 | ELC Sub Custodian Salary | 1,000.00 | 0.00 | 0.00 | 0.00 | 0.00 | 1,000.00 |
| 10E020 | 2540 | 1210 | 00 000000 | RCES Cust Sub Sal | 5,000.00 | 0.00 | 119.00 | 0.00 | 0.00 | 4,881.00 |
| 10E030 | 2540 | 1210 | 00 000000 | WRES Sub Cust Sal | 0.00 | 0.00 | 0.00 | 0.00 | 0.00 | 0.00 |
| 10E040 | 2540 | 1210 | 00 000000 | RCMS Custodial Sub Sal | 4,000.00 | 323.00 | 323.00 | 0.00 | 0.00 | 3,677.00 |
| 10E050 | 2540 | 1210 | 00 000000 | RCHS Custodial Sub Salary | 7,500.00 | 314.50 | 875.50 | 0.00 | 0.00 | 6,624.50 |
| 10E--- | 2540 | 1--- | -- ----- | | 862,500.00 | 62,535.04 | 243,443.03 | 0.00 | 0.00 | 619,056.97 |
| 10E050 | 2540 | 2110 | 00 000000 | RCHS Custodial Benefits | 0.00 | 0.00 | 0.00 | 0.00 | 0.00 | 0.00 |
| 10E020 | 2540 | 2130 | 00 000000 | | 0.00 | 0.00 | 0.00 | 0.00 | 0.00 | 0.00 |
| 10E040 | 2540 | 2130 | 00 000000 | | 0.00 | 0.00 | 0.00 | 0.00 | 0.00 | 0.00 |
| 10E050 | 2540 | 2130 | 00 000000 | | 0.00 | 0.00 | 0.00 | 0.00 | 0.00 | 0.00 |
| 10E015 | 2540 | 2200 | 00 000000 | ELC Custodian Ins Benefit | 9,150.00 | 760.00 | 1,900.00 | 0.00 | 0.00 | 7,250.00 |
| 10E020 | 2540 | 2200 | 00 000000 | RCES Cust Ins Benefit | 18,500.00 | 2,281.92 | 9,127.68 | 0.00 | 0.00 | 9,372.32 |
| 10E030 | 2540 | 2200 | 00 000000 | WRES Cust Ins Ben | 0.00 | 0.00 | 0.00 | 0.00 | 0.00 | 0.00 |
| 10E040 | 2540 | 2200 | 00 000000 | RCMS Custodial Ins Ben | 27,450.00 | 2,280.00 | 9,120.00 | 0.00 | 0.00 | 18,330.00 |
| 10E050 | 2540 | 2200 | 00 000000 | RCHS Custodial Ins Ben | 46,000.00 | 4,181.92 | 16,727.68 | 0.00 | 0.00 | 29,272.32 |
| 10E--- | 2540 | 2--- | -- ----- | | 101,100.00 | 9,503.84 | 36,875.36 | 0.00 | 0.00 | 64,224.64 |
| 10E110 | 2540 | 3190 | 00 110000 | Pre K Playground Pur Serv | 0.00 | 0.00 | 0.00 | 0.00 | 0.00 | 0.00 |
| 10E342 | 2540 | 3190 | 00 000000 | ESSER II Building Purch Serv | 0.00 | 0.00 | 0.00 | 0.00 | 0.00 | 0.00 |
| 10E510 | 2540 | 3190 | 00 510000 | Pre K Playground Purch Serv | 0.00 | 0.00 | 0.00 | 0.00 | 0.00 | 0.00 |
| 10E050 | 2540 | 3200 | 00 000000 | RCHS Prop Serv - Rental Repair | 0.00 | 0.00 | 0.00 | 0.00 | 0.00 | 0.00 |
| 10E--- | 2540 | 3--- | -- ----- | | 0.00 | 0.00 | 0.00 | 0.00 | 0.00 | 0.00 |
| 10E015 | 2540 | 4100 | 00 000000 | ELC Playground Supplies | 2,500.00 | 0.00 | 0.00 | 0.00 | 19,589.20 | -17,089.20 |
| 10E110 | 2540 | 4100 | 00 110000 | Pre K Playground Supp | 0.00 | 0.00 | 0.00 | 0.00 | 4,000.00 | -4,000.00 |
| 10E220 | 2540 | 4100 | 00 220000 | FEMA GRANT OPER&MAINT SUPPLIES | 0.00 | 0.00 | 0.00 | 0.00 | 0.00 | 0.00 |
| 10E340 | 2540 | 4100 | 00 340000 | ESSER Bldg Supplies | 0.00 | 0.00 | 0.00 | 0.00 | 0.00 | 0.00 |
| 10E342 | 2540 | 4100 | 00 000000 | ESSER II Building Supplies | 0.00 | 0.00 | 0.00 | 0.00 | 0.00 | 0.00 |
| 10E510 | 2540 | 4100 | 00 510000 | Pre K playground supp | 0.00 | 0.00 | 0.00 | 0.00 | 0.00 | 0.00 |
| 10E010 | 2540 | 4650 | 00 000000 | Admin Natural Gas | 0.00 | 0.00 | 0.00 | 0.00 | 0.00 | 0.00 |
| 10E015 | 2540 | 4650 | 00 000000 | ELC Natural Gas | 7,500.00 | 0.00 | 0.00 | 0.00 | 8,000.00 | -500.00 |
| 10E020 | 2540 | 4650 | 00 000000 | RCES Natural Gas | 50,000.00 | 1,064.81 | 3,671.67 | 0.00 | 36,328.33 | 10,000.00 |
| 10E030 | 2540 | 4650 | 00 000000 | WRES Natural Gas | 0.00 | 0.00 | 0.00 | 0.00 | 0.00 | 0.00 |
| 10E040 | 2540 | 4650 | 00 000000 | RCMS Natural Gas | 10,000.00 | 177.61 | 590.59 | 0.00 | 7,409.41 | 2,000.00 |
| 10E050 | 2540 | 4650 | 00 000000 | RCHS Natural Gas | 0.00 | 563.26 | 2,647.98 | 0.00 | 37,352.02 | -40,000.00 |
| 10E015 | 2540 | 4660 | 00 000000 | ELC Electric | 75,000.00 | 3,005.09 | 10,599.81 | 0.00 | 64,400.19 | 0.00 |
| 10E020 | 2540 | 4660 | 00 000000 | RCES Electric | 175,000.00 | 18,905.51 | 67,798.20 | 0.00 | 107,201.80 | 0.00 |
| 10E030 | 2540 | 4660 | 00 000000 | WRES Electric | 0.00 | 0.00 | 0.00 | 0.00 | 0.00 | 0.00 |
| 10E040 | 2540 | 4660 | 00 000000 | RCMS Electric | 105,000.00 | 8,917.15 | 29,549.87 | 0.00 | 0.00 | 75,450.13 |
| 10E050 | 2540 | 4660 | 00 000000 | RCHS Electric | 0.00 | 14,546.99 | 55,060.74 | 0.00 | 53,106.32 | -108,167.06 |
| 10E--- | 2540 | 4--- | -- ----- | | 425,000.00 | 47,180.42 | 169,918.86 | 0.00 | 337,387.27 | -82,306.13 |

| Account Level | | | | 2023-24 | October 2023-24 | 2023-24 | 2023-24 | Encumbered | 2023-24 | |
|---------------|------|------|----|-------------|--------------------------------|------------------|---------------|----------------|----------|-----------------|
| FDTLOC | FUNC | OBJ | SJ | Description | Budget | Monthly Activity | FYTD Activity | Batch Activity | Amount | Available Funds |
| 10E110 | 2540 | 5500 | 00 | 110000 | Pre K Playground Equip | 0.00 | 0.00 | 0.00 | 0.00 | 0.00 |
| 10E220 | 2540 | 5500 | 00 | 220000 | FEMA GRANT EQUIPMENT | 0.00 | 0.00 | 0.00 | 0.00 | 0.00 |
| 10E340 | 2540 | 5500 | 00 | 340000 | ESSER Bldg Equipment | 0.00 | 0.00 | 0.00 | 0.00 | 0.00 |
| 10E342 | 2540 | 5500 | 00 | 000000 | ESSER II Building Equipment | 0.00 | 0.00 | 0.00 | 0.00 | 0.00 |
| 10E510 | 2540 | 5500 | 00 | 510000 | Pre K Playground Equip | 0.00 | 0.00 | 0.00 | 0.00 | 0.00 |
| 10E570 | 2540 | 5500 | 00 | 570000 | Title IV Maintenance Equipment | 0.00 | 0.00 | 0.00 | 0.00 | 0.00 |
| 10E--- | 2540 | 5--- | -- | ----- | 0.00 | 0.00 | 0.00 | 0.00 | 0.00 | 0.00 |
| 10E070 | 2550 | 1110 | 00 | 000000 | 21st Century trans sal | 15,000.00 | 1,456.00 | 1,846.00 | 0.00 | 13,154.00 |
| 10E100 | 2550 | 1110 | 00 | 100000 | Summer School Trans Sal | 1,500.00 | 0.00 | 2,920.60 | 0.00 | -1,420.60 |
| 10E110 | 2550 | 1110 | 00 | 110000 | PreK Transport Sal | 0.00 | 1,578.23 | 1,780.77 | 0.00 | -1,780.77 |
| 10E210 | 2550 | 1110 | 00 | 210000 | ROE Pre K Bus/Aide Sal | 0.00 | 0.00 | 0.00 | 0.00 | 0.00 |
| 10E343 | 2550 | 1110 | 00 | 000000 | ESSER III TRANSP. SALARY | 1,600.00 | 0.00 | 0.00 | 0.00 | 1,600.00 |
| 10E470 | 2550 | 1110 | 00 | 470000 | 21st Century Tran Sal | 0.00 | 494.00 | 494.00 | 0.00 | -494.00 |
| 10E500 | 2550 | 1110 | 00 | 500000 | Summer School Trans Sal | 5,000.00 | 0.00 | 0.00 | 0.00 | 5,000.00 |
| 10E510 | 2550 | 1110 | 00 | 510000 | At Risk Trans Sal | 73,100.00 | 7,053.12 | 14,396.55 | 0.00 | 58,703.45 |
| 10E110 | 2550 | 1210 | 00 | 110000 | Pre K Bus Sub Salary | 0.00 | 0.00 | 0.00 | 0.00 | 0.00 |
| 10E510 | 2550 | 1210 | 00 | 510000 | Pre K Sub Bus Salary | 0.00 | 0.00 | 0.00 | 0.00 | 0.00 |
| 10E--- | 2550 | 1--- | -- | ----- | 96,200.00 | 10,581.35 | 21,437.92 | 0.00 | 0.00 | 74,762.08 |
| 10E110 | 2550 | 2130 | 00 | 110000 | | 0.00 | 0.00 | 0.00 | 0.00 | 0.00 |
| 10E070 | 2550 | 2200 | 00 | 000000 | | 0.00 | 0.00 | 0.00 | 0.00 | 0.00 |
| 10E110 | 2550 | 2200 | 00 | 110000 | PreK Trans Ben | 0.00 | 0.00 | 0.00 | 0.00 | 0.00 |
| 10E470 | 2550 | 2200 | 00 | 470000 | | 0.00 | 0.00 | 0.00 | 0.00 | 0.00 |
| 10E510 | 2550 | 2200 | 00 | 510000 | PRE K Trans Ins Ben | 0.00 | 0.00 | 0.00 | 0.00 | 0.00 |
| 10E--- | 2550 | 2--- | -- | ----- | 0.00 | 0.00 | 0.00 | 0.00 | 0.00 | 0.00 |
| 10E080 | 2550 | 3190 | 00 | 000000 | Trans Pur Serv | 100.00 | 0.00 | 0.00 | 0.00 | 100.00 |
| 10E080 | 2550 | 3230 | 00 | 000000 | Van Repair / Maintenance | 3,000.00 | 139.00 | 3,972.16 | 0.00 | -2,458.00 |
| 10E070 | 2550 | 3310 | 00 | 000000 | 21st Century Field Trip | 25,000.00 | 0.00 | 0.00 | 0.00 | 25,000.00 |
| 10E100 | 2550 | 3310 | 00 | 100000 | Title I Summer School | 7,500.00 | 0.00 | 0.00 | 0.00 | 7,500.00 |
| 10E110 | 2550 | 3310 | 00 | 110000 | Pre-K Trans Operations | 0.00 | 0.00 | 0.00 | 0.00 | 0.00 |
| 10E210 | 2550 | 3310 | 00 | 210000 | ROE Pre K Trans Operations | 0.00 | 0.00 | 0.00 | 0.00 | 0.00 |
| 10E343 | 2550 | 3310 | 00 | 000000 | ESSER III TRANSP. OPERATIONS | 1,800.00 | 0.00 | 0.00 | 0.00 | 1,800.00 |
| 10E470 | 2550 | 3310 | 00 | 470000 | 21st Century Trans Serv | 0.00 | 0.00 | 0.00 | 0.00 | 0.00 |
| 10E500 | 2550 | 3310 | 00 | 500000 | Title I Trans Operation Exp. | 10,000.00 | 0.00 | 0.00 | 0.00 | 10,000.00 |
| 10E510 | 2550 | 3310 | 00 | 510000 | PreK Trans Operation Exp | 7,000.00 | 0.00 | 0.00 | 0.00 | 7,000.00 |
| 10E781 | 2550 | 3320 | 00 | 781000 | PATHWAY TRANSPORTATION | 0.00 | 0.00 | 0.00 | 0.00 | 0.00 |
| 10E080 | 2550 | 3400 | 00 | 000000 | Bus Barn Telephone | 13,500.00 | 631.33 | 2,508.63 | 0.00 | 10,991.37 |
| 10E080 | 2550 | 3700 | 00 | 000000 | Bus Barn Water/Sewer | 500.00 | 0.00 | 0.00 | 0.00 | 500.00 |
| 10E--- | 2550 | 3--- | -- | ----- | 68,400.00 | 770.33 | 6,480.79 | 0.00 | 2,458.00 | 59,461.21 |
| 10E080 | 2550 | 4100 | 00 | 000000 | Van Supplies | 4,000.00 | 218.26 | 1,277.20 | 0.00 | 2,462.33 |
| 10E100 | 2550 | 4100 | 00 | 100000 | Title I Book Bus | 0.00 | 0.00 | 8,861.44 | 0.00 | -8,861.44 |

| Account Level | | | | 2023-24 | October 2023-24 | 2023-24 | 2023-24 | Encumbered | 2023-24 | |
|---------------|------|------|----|-------------|--------------------------------|------------------|---------------|----------------|---------|-----------------|
| FDTLOC | FUNC | OBJ | SJ | Description | Budget | Monthly Activity | FYTD Activity | Batch Activity | Amount | Available Funds |
| 10E345 | 2550 | 4100 | 00 | 345000 | ARP McKin Vent Trans Supplies | 3,100.00 | 0.00 | 0.00 | 0.00 | 3,100.00 |
| 10E080 | 2550 | 4640 | 00 | 000000 | Bus Barn Van Fuel(Wh/Sil) | 15,000.00 | 124.65 | 269.49 | 0.00 | 14,730.51 |
| 10E080 | 2550 | 4650 | 00 | 000000 | Bus Barn Natural Gas | 4,000.00 | 80.54 | 326.39 | 0.00 | 1,500.00 |
| 10E080 | 2550 | 4660 | 00 | 000000 | Bus Barn Electric | 3,000.00 | 214.84 | 862.89 | 0.00 | 2,137.11 |
| 10E--- | 2550 | 4--- | -- | ----- | | 29,100.00 | 638.29 | 11,597.41 | 0.00 | 12,866.65 |
| 10E342 | 2550 | 5500 | 00 | 000000 | ESSER II Transportation Equip | 0.00 | 0.00 | 0.00 | 0.00 | 0.00 |
| 10E080 | 2550 | 5520 | 00 | 000000 | Other vehicle purchase | 0.00 | 0.00 | 0.00 | 0.00 | 0.00 |
| 10E342 | 2550 | 5520 | 00 | 000000 | ESSER II Tran Vehicle Purchase | 0.00 | 0.00 | 0.00 | 0.00 | 0.00 |
| 10E--- | 2550 | 5--- | -- | ----- | | 0.00 | 0.00 | 0.00 | 0.00 | 0.00 |
| 10E510 | 2551 | 1110 | 00 | 510000 | At Risk New Bus/Aide Sal | 0.00 | 0.00 | 0.00 | 0.00 | 0.00 |
| 10E--- | 2551 | 1--- | -- | ----- | | 0.00 | 0.00 | 0.00 | 0.00 | 0.00 |
| 10E070 | 2560 | 1110 | 00 | 000000 | 21st Century Food Serv Sal | 8,000.00 | 1,191.67 | 1,404.76 | 0.00 | 6,595.24 |
| 10E420 | 2560 | 1110 | 00 | 420000 | Food Service Salary | 430,000.00 | 39,881.04 | 122,022.18 | 0.00 | 307,977.82 |
| 10E440 | 2560 | 1110 | 00 | 440000 | US Healthier Salaries | 0.00 | 0.00 | 0.00 | 0.00 | 0.00 |
| 10E460 | 2560 | 1110 | 00 | 460000 | Fed Summer School Sal | 0.00 | 0.00 | 0.00 | 0.00 | 0.00 |
| 10E470 | 2560 | 1110 | 00 | 470000 | 21st Century Food Serv Sal | 0.00 | 121.55 | 121.55 | 0.00 | -121.55 |
| 10E420 | 2560 | 1200 | 00 | 420000 | Food Serv Sub Sal | 0.00 | 0.00 | 0.00 | 0.00 | 0.00 |
| 10E420 | 2560 | 1210 | 00 | 420000 | Food Service Sub Sal | 30,000.00 | 2,602.50 | 3,753.75 | 0.00 | 26,246.25 |
| 10E--- | 2560 | 1--- | -- | ----- | | 468,000.00 | 43,796.76 | 127,302.24 | 0.00 | 340,697.76 |
| 10E420 | 2560 | 2110 | 00 | 420000 | | 0.00 | 0.00 | 0.00 | 0.00 | 0.00 |
| 10E420 | 2560 | 2130 | 00 | 420000 | | 0.00 | 0.00 | 0.00 | 0.00 | 0.00 |
| 10E070 | 2560 | 2200 | 00 | 000000 | 21st Century Food Serv Ben | 0.00 | 0.00 | 0.00 | 0.00 | 0.00 |
| 10E420 | 2560 | 2200 | 00 | 420000 | Food Service Ins Ben | 65,000.00 | 5,835.48 | 18,518.71 | 0.00 | 46,481.29 |
| 10E--- | 2560 | 2--- | -- | ----- | | 65,000.00 | 5,835.48 | 18,518.71 | 0.00 | 46,481.29 |
| 10E350 | 2560 | 3140 | 00 | 350000 | Food Service Train,Lic | 100.00 | 0.00 | 0.00 | 0.00 | 100.00 |
| 10E350 | 2560 | 3190 | 00 | 350000 | Food Service Purch Serv | 2,500.00 | 0.00 | 2,562.00 | 0.00 | -62.00 |
| 10E460 | 2560 | 3190 | 00 | 460000 | Fed Summer School Pur Serv | 0.00 | 0.00 | 0.00 | 0.00 | 0.00 |
| 10E350 | 2560 | 3230 | 00 | 350000 | Food Service Rep/Maint | 0.00 | 0.00 | 0.00 | 0.00 | 0.00 |
| 10E350 | 2560 | 3260 | 00 | 350000 | Food Service Postage | 0.00 | 0.00 | 0.00 | 0.00 | 0.00 |
| 10E350 | 2560 | 3320 | 00 | 350000 | Food Service Travel | 0.00 | 0.00 | 0.00 | 0.00 | 0.00 |
| 10E460 | 2560 | 3320 | 00 | 460000 | Fed Summer Mileage | 0.00 | 0.00 | 0.00 | 0.00 | 0.00 |
| 10E--- | 2560 | 3--- | -- | ----- | | 2,600.00 | 0.00 | 2,562.00 | 0.00 | 38.00 |
| 10E110 | 2560 | 4100 | 00 | 110000 | PreK Food Serv Supp | 0.00 | 0.00 | 0.00 | 0.00 | 0.00 |
| 10E210 | 2560 | 4100 | 00 | 210000 | ROE At-Risk Snacks | 0.00 | 0.00 | 0.00 | 0.00 | 0.00 |
| 10E230 | 2560 | 4100 | 00 | 230000 | SOS/NKH Supplies | 0.00 | 0.00 | 0.00 | 0.00 | 0.00 |
| 10E420 | 2560 | 4100 | 00 | 420000 | Food Service Supplies | 650,000.00 | 66,976.18 | 122,636.24 | 0.00 | 522,919.24 |
| 10E440 | 2560 | 4100 | 00 | 440000 | US Healthier Supp | 0.00 | 0.00 | 0.00 | 0.00 | 0.00 |
| 10E460 | 2560 | 4100 | 00 | 460000 | Fed Summer Food Supplies | 0.00 | 0.00 | 0.00 | 0.00 | 0.00 |
| 10E510 | 2560 | 4100 | 00 | 510000 | Pre K Food Supp | 750.00 | 0.00 | 0.00 | 0.00 | 750.00 |
| 10E110 | 2560 | 4110 | 00 | 110000 | 0-3 Food Service Supplies | 0.00 | 0.00 | 0.00 | 0.00 | 0.00 |

| Account Level | | | | 2023-24 | October 2023-24 | 2023-24 | 2023-24 | Encumbered | 2023-24 | |
|---------------|------|------|----|-------------|--------------------------------|------------------|---------------|----------------|------------|-----------------|
| FDTLOC | FUNC | OBJ | SJ | Description | Budget | Monthly Activity | FYTD Activity | Batch Activity | Amount | Available Funds |
| 10E510 | 2560 | 4110 | 00 | 510000 | 0-3 Food Serv Suppl | 0.00 | 0.00 | 0.00 | 0.00 | 0.00 |
| 10E420 | 2560 | 4640 | 00 | 420000 | Food Service Fuel | 100.00 | 0.00 | 0.00 | 0.00 | 100.00 |
| 10E420 | 2560 | 4700 | 00 | 420000 | Food Service Software | 500.00 | 0.00 | 0.00 | 0.00 | 500.00 |
| 10E--- | 2560 | 4--- | -- | ----- | 651,350.00 | 66,976.18 | 122,636.24 | 0.00 | 522,919.24 | 5,794.52 |
| 10E230 | 2560 | 5500 | 00 | 230000 | SOS/NKH Equipment | 0.00 | 0.00 | 0.00 | 0.00 | 0.00 |
| 10E430 | 2560 | 5500 | 00 | 430000 | Food Serv Equip | 0.00 | 0.00 | 0.00 | 0.00 | 0.00 |
| 10E440 | 2560 | 5500 | 00 | 440000 | NSLP Equipment | 0.00 | 0.00 | 0.00 | 0.00 | 0.00 |
| 10E--- | 2560 | 5--- | -- | ----- | 0.00 | 0.00 | 0.00 | 0.00 | 0.00 | 0.00 |
| 10E010 | 2620 | 1100 | 00 | 000000 | Resource/Consultant Teacher | 0.00 | 0.00 | 0.00 | 0.00 | 0.00 |
| 10E070 | 2620 | 1100 | 00 | 000000 | 21st Century Eval Sal | 6,000.00 | 0.00 | 0.00 | 0.00 | 6,000.00 |
| 10E470 | 2620 | 1100 | 00 | 470000 | 21st Century Eval Sal | 0.00 | 0.00 | 0.00 | 0.00 | 0.00 |
| 10E010 | 2620 | 1110 | 00 | 000000 | JFF research sal | 0.00 | 0.00 | 0.00 | 0.00 | 0.00 |
| 10E--- | 2620 | 1--- | -- | ----- | 6,000.00 | 0.00 | 0.00 | 0.00 | 0.00 | 6,000.00 |
| 10E010 | 2620 | 2110 | 00 | 000000 | Res/Consult Teach TRS | 0.00 | 0.00 | 0.00 | 0.00 | 0.00 |
| 10E070 | 2620 | 2110 | 00 | 000000 | 21st Century Planning TRS | 1,380.00 | 0.00 | 0.00 | 0.00 | 1,380.00 |
| 10E470 | 2620 | 2110 | 00 | 470000 | 21st Century Eval TRS | 0.00 | 0.00 | 0.00 | 0.00 | 0.00 |
| 10E010 | 2620 | 2200 | 00 | 000000 | Res/Consult Teach Ins Ben | 0.00 | 0.00 | 0.00 | 0.00 | 0.00 |
| 10E--- | 2620 | 2--- | -- | ----- | 1,380.00 | 0.00 | 0.00 | 0.00 | 0.00 | 1,380.00 |
| 10E010 | 2620 | 3190 | 00 | 000000 | District Accreditation Pur Ser | 0.00 | 0.00 | 1,200.00 | 0.00 | -1,200.00 |
| 10E070 | 2620 | 3190 | 00 | 000000 | 21st Century Pur Serv | 0.00 | 0.00 | 0.00 | 0.00 | 0.00 |
| 10E470 | 2620 | 3190 | 00 | 470000 | 21st Century Pur Serv | 0.00 | 0.00 | 0.00 | 0.00 | 0.00 |
| 10E010 | 2620 | 3320 | 00 | 000000 | District Accreditation M M M | 0.00 | 0.00 | 0.00 | 0.00 | 0.00 |
| 10E070 | 2620 | 3320 | 00 | 000000 | 21st Century Travel | 0.00 | 0.00 | 0.00 | 0.00 | 0.00 |
| 10E470 | 2620 | 3320 | 00 | 470000 | 21st Century Trav | 0.00 | 0.00 | 0.00 | 0.00 | 0.00 |
| 10E--- | 2620 | 3--- | -- | ----- | 0.00 | 0.00 | 1,200.00 | 0.00 | 0.00 | -1,200.00 |
| 10E010 | 2620 | 4100 | 00 | 000000 | District Staff Devlpmnt Supp | 0.00 | 0.00 | 0.00 | 0.00 | 0.00 |
| 10E070 | 2620 | 4100 | 00 | 000000 | 21st Century Supp | 500.00 | 0.00 | 0.00 | 0.00 | 500.00 |
| 10E470 | 2620 | 4100 | 00 | 470000 | 21st Century Supp | 0.00 | 0.00 | 0.00 | 0.00 | 0.00 |
| 10E--- | 2620 | 4--- | -- | ----- | 500.00 | 0.00 | 0.00 | 0.00 | 0.00 | 500.00 |
| 10E010 | 2620 | 5500 | 00 | 000000 | RTI Instr Equip | 0.00 | 0.00 | 0.00 | 0.00 | 0.00 |
| 10E--- | 2620 | 5--- | -- | ----- | 0.00 | 0.00 | 0.00 | 0.00 | 0.00 | 0.00 |
| 10E010 | 2630 | 3190 | 00 | 000000 | Maintenance Plan/Warranty | 0.00 | 0.00 | 0.00 | 0.00 | 0.00 |
| 10E010 | 2630 | 3400 | 00 | 000000 | District Alert Now System | 0.00 | 0.00 | 0.00 | 0.00 | 0.00 |
| 10E010 | 2630 | 3410 | 00 | 000000 | District Wide Phone System | 10,000.00 | 766.67 | 3,004.67 | 0.00 | 6,995.33 |
| 10E010 | 2630 | 3420 | 00 | 000000 | District Wide Internet | 30,000.00 | 2,110.00 | 8,440.00 | 0.00 | 14,561.00 |
| 10E--- | 2630 | 3--- | -- | ----- | 40,000.00 | 2,876.67 | 11,444.67 | 0.00 | 14,561.00 | 13,994.33 |
| 10E010 | 2630 | 4100 | 00 | 000000 | District Information Supplies | 500.00 | 0.00 | 0.00 | 0.00 | 500.00 |
| 10E345 | 2630 | 4100 | 00 | 345000 | ARP McKin Vent Info Supplies | 1,000.00 | 0.00 | 0.00 | 0.00 | 1,000.00 |
| 10E--- | 2630 | 4--- | -- | ----- | 1,500.00 | 0.00 | 0.00 | 0.00 | 0.00 | 1,500.00 |
| 10E330 | 2640 | 3190 | 00 | 330000 | Title II recruiting fee | 0.00 | 0.00 | 0.00 | 0.00 | 0.00 |

| Account Level | | | | 2023-24 | October 2023-24 | 2023-24 | 2023-24 | Encumbered | 2023-24 | |
|---------------|------|------|----|-------------|--------------------------------|------------------|---------------|----------------|----------|-----------------|
| FDTLOC | FUNC | OBJ | SJ | Description | Budget | Monthly Activity | FYTD Activity | Batch Activity | Amount | Available Funds |
| 10E--- | 2640 | 3--- | -- | ----- | 0.00 | 0.00 | 0.00 | 0.00 | 0.00 | 0.00 |
| 10E010 | 2660 | 1100 | 00 | 000000 | District Comp Tech Salary | 0.00 | 0.00 | 0.00 | 0.00 | 0.00 |
| 10E010 | 2660 | 1110 | 00 | 000000 | District Comp Tech Salary | 245,000.00 | 19,252.52 | 76,227.92 | 0.00 | 168,772.08 |
| 10E--- | 2660 | 1--- | -- | ----- | 245,000.00 | 19,252.52 | 76,227.92 | 0.00 | 0.00 | 168,772.08 |
| 10E010 | 2660 | 2110 | 00 | 000000 | District Comp Tech TRS | 0.00 | 0.00 | 0.00 | 0.00 | 0.00 |
| 10E010 | 2660 | 2130 | 00 | 000000 | | 0.00 | 0.00 | 0.00 | 0.00 | 0.00 |
| 10E010 | 2660 | 2200 | 00 | 000000 | District Computer Tech Ins | 18,300.00 | 2,280.96 | 9,123.84 | 0.00 | 9,176.16 |
| 10E--- | 2660 | 2--- | -- | ----- | 18,300.00 | 2,280.96 | 9,123.84 | 0.00 | 0.00 | 9,176.16 |
| 10E010 | 2660 | 3190 | 00 | 000000 | District Comp Tech Pur Serv | 40,000.00 | 514.99 | 30,176.76 | 0.00 | 9,823.24 |
| 10E342 | 2660 | 3190 | 00 | 000000 | ESSER II Tech Purchased Serv | 0.00 | 0.00 | 0.00 | 0.00 | 0.00 |
| 10E010 | 2660 | 3230 | 00 | 000000 | District Comp Tech Rep/Maint | 1,000.00 | 0.00 | 0.00 | 0.00 | 1,000.00 |
| 10E010 | 2660 | 3320 | 00 | 000000 | District Computer Tech Mileage | 500.00 | 0.00 | 0.00 | 0.00 | 500.00 |
| 10E--- | 2660 | 3--- | -- | ----- | 41,500.00 | 514.99 | 30,176.76 | 0.00 | 0.00 | 11,323.24 |
| 10E010 | 2660 | 4100 | 00 | 000000 | District Comp Tech Supplies | 40,000.00 | 444.40 | 18,651.85 | 0.00 | 638.00 |
| 10E010 | 2660 | 4700 | 00 | 000000 | District Comp Tech Software | 1,000.00 | 240.00 | 470.97 | 0.00 | 800.00 |
| 10E--- | 2660 | 4--- | -- | ----- | 41,000.00 | 684.40 | 19,122.82 | 0.00 | 1,438.00 | 20,439.18 |
| 10E010 | 2660 | 5500 | 00 | 000000 | District Comp Tech Equipment | 25,000.00 | 86.14 | 1,841.14 | 0.00 | 0.00 |
| 10E--- | 2660 | 5--- | -- | ----- | 25,000.00 | 86.14 | 1,841.14 | 0.00 | 0.00 | 23,158.86 |
| 10E020 | 2900 | 1100 | 00 | 000000 | ES Team Leader | 15,000.00 | 1,151.94 | 4,744.64 | 0.00 | 0.00 |
| 10E040 | 2900 | 1100 | 00 | 000000 | MS Team Leader | 11,000.00 | 871.74 | 3,391.00 | 0.00 | 0.00 |
| 10E050 | 2900 | 1100 | 00 | 000000 | HS Team Leader | 19,100.00 | 1,595.04 | 6,322.46 | 0.00 | 0.00 |
| 10E070 | 2900 | 1100 | 00 | 000000 | 21st Century Fac Sal | 35,000.00 | 4,901.00 | 6,544.00 | 0.00 | 0.00 |
| 10E470 | 2900 | 1100 | 00 | 470000 | 21st Century Sal | 0.00 | 0.00 | 0.00 | 0.00 | 0.00 |
| 10E--- | 2900 | 1--- | -- | ----- | 80,100.00 | 8,519.72 | 21,002.10 | 0.00 | 0.00 | 59,097.90 |
| 10E020 | 2900 | 2110 | 00 | 000000 | ES Team Leader TRS | 1,800.00 | 129.84 | 534.48 | 0.00 | 0.00 |
| 10E040 | 2900 | 2110 | 00 | 000000 | MS Team Leader TRS | 1,325.00 | 98.22 | 381.96 | 0.00 | 0.00 |
| 10E050 | 2900 | 2110 | 00 | 000000 | HS Team Leader TRS | 2,300.00 | 179.78 | 712.20 | 0.00 | 0.00 |
| 10E070 | 2900 | 2110 | 00 | 000000 | 21st Century Fac TRS | 8,050.00 | 1,019.41 | 1,374.80 | 0.00 | 0.00 |
| 10E470 | 2900 | 2110 | 00 | 470000 | 21st Century TRS | 0.00 | 0.00 | 0.00 | 0.00 | 0.00 |
| 10E--- | 2900 | 2--- | -- | ----- | 13,475.00 | 1,427.25 | 3,003.44 | 0.00 | 0.00 | 10,471.56 |
| 10E100 | 2900 | 3190 | 00 | 100000 | Title I SES services | 0.00 | 0.00 | 0.00 | 0.00 | 0.00 |
| 10E340 | 2900 | 3190 | 00 | 340000 | ESSER Other Purchased Services | 0.00 | 0.00 | 0.00 | 0.00 | 0.00 |
| 10E345 | 2900 | 3190 | 00 | 345000 | ARP McKin Ven Support Services | 4,000.00 | 0.00 | 0.00 | 385.75 | 3,614.25 |
| 10E500 | 2900 | 3190 | 00 | 500000 | Title I SES Services | 400.00 | 0.00 | 0.00 | 0.00 | 400.00 |
| 10E--- | 2900 | 3--- | -- | ----- | 4,400.00 | 0.00 | 0.00 | 0.00 | 385.75 | 4,014.25 |
| 10E070 | 2900 | 4100 | 00 | 000000 | 21st Century Supp | 0.00 | 0.00 | 0.00 | 0.00 | 0.00 |
| 10E100 | 2900 | 4100 | 00 | 100000 | Title I Homeless Supplies | 0.00 | 0.00 | 0.00 | 0.00 | 0.00 |
| 10E345 | 2900 | 4100 | 00 | 345000 | ARP McKin Ven Support Supplies | 250.00 | 0.00 | 1,208.40 | 0.00 | -958.40 |
| 10E470 | 2900 | 4100 | 00 | 470000 | 21st Century Site Mngrs Suppli | 0.00 | 0.00 | 0.00 | 0.00 | 0.00 |
| 10E500 | 2900 | 4100 | 00 | 500000 | Title I Homeless supplies | 0.00 | 0.00 | 0.00 | 0.00 | 0.00 |

| Account Level | | | | 2023-24 | October 2023-24 | 2023-24 | 2023-24 | Encumbered | 2023-24 | |
|---------------|------|------|----|-------------|--------------------------------|------------------|---------------|----------------|------------|-----------------|
| FDTLOC | FUNC | OBJ | SJ | Description | Budget | Monthly Activity | FYTD Activity | Batch Activity | Amount | Available Funds |
| 10E--- | 2900 | 4--- | -- | ----- | 250.00 | 0.00 | 1,208.40 | 0.00 | 0.00 | -958.40 |
| 10E--- | 2--- | ---- | -- | ----- | 7,362,213.00 | 574,578.08 | 2,333,344.59 | 0.00 | 943,802.51 | 4,085,065.90 |
| 10E070 | 3000 | 1100 | 00 | 000000 | 21st Century Comm Serv Sal | 0.00 | 0.00 | 0.00 | 0.00 | 0.00 |
| 10E100 | 3000 | 1100 | 00 | 100000 | Title I Prnt Invl Sal | 0.00 | 0.00 | 0.00 | 0.00 | 0.00 |
| 10E110 | 3000 | 1100 | 00 | 110000 | PreK 0-3 Teach Sal | 42,000.00 | 0.00 | 36,833.56 | 0.00 | 5,166.44 |
| 10E150 | 3000 | 1100 | 00 | 150000 | SESE Flow Thru St Joe Spch Sal | 0.00 | 0.00 | 0.00 | 0.00 | 0.00 |
| 10E470 | 3000 | 1100 | 00 | 470000 | 21st Century Comm Ser Sal | 0.00 | 0.00 | 0.00 | 0.00 | 0.00 |
| 10E500 | 3000 | 1100 | 00 | 500000 | Title I Prnt Invl Sal Pr | 0.00 | 0.00 | 0.00 | 0.00 | 0.00 |
| 10E510 | 3000 | 1100 | 00 | 510000 | PI 0-3 Teach Sal | 233,472.00 | 19,144.18 | 36,578.36 | 0.00 | 196,893.64 |
| 10E100 | 3000 | 1110 | 00 | 100000 | Title I N/C | 0.00 | 0.00 | 0.00 | 0.00 | 0.00 |
| 10E500 | 3000 | 1110 | 00 | 500000 | Title I N/C sal | 5,000.00 | 0.00 | 0.00 | 0.00 | 5,000.00 |
| 10E510 | 3000 | 1110 | 00 | 510000 | PI Sec Sal | 0.00 | 0.00 | 0.00 | 0.00 | 0.00 |
| 10E100 | 3000 | 1200 | 00 | 100000 | | 0.00 | 0.00 | 0.00 | 0.00 | 0.00 |
| 10E110 | 3000 | 1200 | 00 | 110000 | PreK 0-3 Sub Sal | 0.00 | 0.00 | 0.00 | 0.00 | 0.00 |
| 10E510 | 3000 | 1200 | 00 | 510000 | PI Sub Salary | 0.00 | 0.00 | 0.00 | 0.00 | 0.00 |
| 10E100 | 3000 | 1300 | 00 | 100000 | Title I St Joe Tutor Sal | 0.00 | 0.00 | 0.00 | 0.00 | 0.00 |
| 10E500 | 3000 | 1300 | 00 | 500000 | St Joe Title I Tutoring | 0.00 | 0.00 | 0.00 | 0.00 | 0.00 |
| 10E--- | 3000 | 1--- | -- | ----- | 280,472.00 | 19,144.18 | 73,411.92 | 0.00 | 0.00 | 207,060.08 |
| 10E070 | 3000 | 2110 | 00 | 000000 | 21st Century TRS | 0.00 | 0.00 | 0.00 | 0.00 | 0.00 |
| 10E100 | 3000 | 2110 | 00 | 100000 | Title I Prnt Invl TRS | 0.00 | 0.00 | 0.00 | 0.00 | 0.00 |
| 10E110 | 3000 | 2110 | 00 | 110000 | PreK 0-3 Teacher TRS | 0.00 | 0.00 | 3,328.84 | 0.00 | -3,328.84 |
| 10E150 | 3000 | 2110 | 00 | 150000 | SESE St Joe Flow Thru TRS | 0.00 | 0.00 | 0.00 | 0.00 | 0.00 |
| 10E470 | 3000 | 2110 | 00 | 470000 | 21st Century Comm Serv TRS | 0.00 | 0.00 | 0.00 | 0.00 | 0.00 |
| 10E500 | 3000 | 2110 | 00 | 500000 | Title I Prnt Inl Vl TRS | 0.00 | 0.00 | 0.00 | 0.00 | 0.00 |
| 10E510 | 3000 | 2110 | 00 | 510000 | PI 0-3 TRS | 28,000.00 | 1,489.82 | 2,979.64 | 0.00 | 25,020.36 |
| 10E100 | 3000 | 2130 | 00 | 100000 | | 0.00 | 0.00 | 0.00 | 0.00 | 0.00 |
| 10E100 | 3000 | 2200 | 00 | 100000 | Title I Prnt Inl Ins Ben | 0.00 | 0.00 | 0.00 | 0.00 | 0.00 |
| 10E110 | 3000 | 2200 | 00 | 110000 | PreK 0-3 Teach Ins Ben | 5,000.00 | 0.00 | 1,676.80 | 0.00 | 3,323.20 |
| 10E500 | 3000 | 2200 | 00 | 500000 | Title I Ins Ben Prior | 0.00 | 0.00 | 0.00 | 0.00 | 0.00 |
| 10E510 | 3000 | 2200 | 00 | 510000 | PI 0-3 Ins Ben Prior | 34,656.00 | 458.88 | 917.76 | 0.00 | 33,738.24 |
| 10E--- | 3000 | 2--- | -- | ----- | 67,656.00 | 1,948.70 | 8,903.04 | 0.00 | 0.00 | 58,752.96 |
| 10E100 | 3000 | 3140 | 00 | 100000 | Title I St Joe Reg Fee | 0.00 | 0.00 | 0.00 | 0.00 | 0.00 |
| 10E330 | 3000 | 3140 | 00 | 330000 | Title II St Joe Consult | 0.00 | 0.00 | 0.00 | 0.00 | 0.00 |
| 10E500 | 3000 | 3140 | 00 | 500000 | Title I St Joe Reg | 0.00 | 0.00 | 0.00 | 0.00 | 0.00 |
| 10E010 | 3000 | 3190 | 00 | 000000 | District Comm Serv Pur Serv | 1,000.00 | 0.00 | 500.00 | 0.00 | 500.00 |
| 10E070 | 3000 | 3190 | 00 | 000000 | 21st Century Pur Serv | 250.00 | 0.00 | 0.00 | 0.00 | 250.00 |
| 10E100 | 3000 | 3190 | 00 | 100000 | Title I Comm TAPP | 0.00 | 0.00 | 0.00 | 0.00 | 0.00 |
| 10E110 | 3000 | 3190 | 00 | 110000 | PI Purchase Serv | 2,000.00 | 0.00 | 0.00 | 108.00 | 1,892.00 |
| 10E130 | 3000 | 3190 | 00 | 130000 | CWinters B3 Pur Serv | 0.00 | 0.00 | 0.00 | 0.00 | 0.00 |
| 10E170 | 3000 | 3190 | 00 | 170000 | Title IV St Joe M M M | 0.00 | 0.00 | 0.00 | 0.00 | 0.00 |

| Account Level | | | | 2023-24 | October 2023-24 | 2023-24 | 2023-24 | Encumbered | 2023-24 | |
|---------------|------|------|----|--------------------------------|-----------------|------------------|---------------|----------------|-----------|-----------------|
| FDTLOC | FUNC | OBJ | SJ | Description | Budget | Monthly Activity | FYTD Activity | Batch Activity | Amount | Available Funds |
| 10E180 | 3000 | 3190 | 00 | 180000 | | | | | | |
| | | | | RTTT Comm Serv Pur Serv | 0.00 | 0.00 | 0.00 | 0.00 | 0.00 | 0.00 |
| 10E290 | 3000 | 3190 | 00 | 290000 | | | | | | |
| | | | | JFF Richland React Website | 0.00 | 0.00 | 0.00 | 0.00 | 0.00 | 0.00 |
| 10E470 | 3000 | 3190 | 00 | 470000 | | | | | | |
| | | | | 21st Century Pur Serv | 0.00 | 0.00 | 0.00 | 0.00 | 0.00 | 0.00 |
| 10E500 | 3000 | 3190 | 00 | 500000 | | | | | | |
| | | | | Title I Comm Serv Pur Serv | 126.00 | 0.00 | 0.00 | 0.00 | 0.00 | 126.00 |
| 10E510 | 3000 | 3190 | 00 | 510000 | | | | | | |
| | | | | PI 0-3 Pur Servcs | 0.00 | 0.00 | 0.00 | 0.00 | 0.00 | 0.00 |
| 10E530 | 3000 | 3190 | 00 | 530000 | | | | | | |
| | | | | Title II St Joe Pur Serv | 0.00 | 0.00 | 0.00 | 0.00 | 0.00 | 0.00 |
| 10E690 | 3000 | 3190 | 00 | 690000 | | | | | | |
| | | | | TAPS Purchase Service | 0.00 | 0.00 | 0.00 | 0.00 | 0.00 | 0.00 |
| 10E730 | 3000 | 3190 | 00 | 730000 | | | | | | |
| | | | | JFF Tapps Pur Serv | 0.00 | 0.00 | 0.00 | 0.00 | 0.00 | 0.00 |
| 10E100 | 3000 | 3250 | 00 | 100000 | | | | | | |
| | | | | Title I Prnt Invl Pur Serv | 0.00 | 0.00 | 0.00 | 0.00 | 0.00 | 0.00 |
| 10E010 | 3000 | 3320 | 00 | 000000 | | | | | | |
| | | | | District Comm Serv Mileage | 0.00 | 0.00 | 0.00 | 0.00 | 0.00 | 0.00 |
| 10E100 | 3000 | 3320 | 00 | 100000 | | | | | | |
| | | | | Title I St Joe Travel | 0.00 | 0.00 | 0.00 | 0.00 | 0.00 | 0.00 |
| 10E110 | 3000 | 3320 | 00 | 110000 | | | | | | |
| | | | | PreK 0-3 Travel | 2,000.00 | 0.00 | 484.39 | 0.00 | 0.00 | 1,515.61 |
| 10E330 | 3000 | 3320 | 00 | 330000 | | | | | | |
| | | | | Title II St Joe Travel | 0.00 | 0.00 | 0.00 | 0.00 | 0.00 | 0.00 |
| 10E500 | 3000 | 3320 | 00 | 500000 | | | | | | |
| | | | | Title I Parent Coord Mileage | 0.00 | 0.00 | 0.00 | 0.00 | 0.00 | 0.00 |
| 10E500 | 3000 | 3320 | 01 | 500000 | | | | | | |
| | | | | Title I St Joe Mileage | 0.00 | 0.00 | 0.00 | 0.00 | 0.00 | 0.00 |
| 10E510 | 3000 | 3320 | 00 | 510000 | | | | | | |
| | | | | PI 0-3 Trav | 8,895.00 | 600.65 | 1,014.43 | 0.00 | 0.00 | 7,880.57 |
| 10E530 | 3000 | 3320 | 00 | 530000 | | | | | | |
| | | | | Title II Trav | 0.00 | 0.00 | 0.00 | 0.00 | 0.00 | 0.00 |
| 10E--- | 3000 | 3--- | -- | ----- | 14,271.00 | 600.65 | 1,998.82 | 0.00 | 108.00 | 12,164.18 |
| 10E010 | 3000 | 4100 | 00 | 000000 | | | | | | |
| | | | | District Comm Serv Supp | 0.00 | 0.00 | 0.00 | 0.00 | 0.00 | 0.00 |
| 10E070 | 3000 | 4100 | 00 | 000000 | | | | | | |
| | | | | 21st Century Comm Serv Supplie | 250.00 | 0.00 | 0.00 | 0.00 | 0.00 | 250.00 |
| 10E100 | 3000 | 4100 | 00 | 100000 | | | | | | |
| | | | | Title I Prnt Invl Supp | 0.00 | 0.00 | 4,969.36 | 0.00 | 120.00 | -5,089.36 |
| 10E110 | 3000 | 4100 | 00 | 110000 | | | | | | |
| | | | | PreK 0-3 Supplies | 25,000.00 | 112.18 | 19,293.38 | 0.00 | 15,208.68 | -9,502.06 |
| 10E130 | 3000 | 4100 | 00 | 130000 | | | | | | |
| | | | | CW Birth-3 Store | 0.00 | 0.00 | 0.00 | 0.00 | 0.00 | 0.00 |
| 10E170 | 3000 | 4100 | 00 | 170000 | | | | | | |
| | | | | Title IV St Joe Supp | 0.00 | 0.00 | 0.00 | 0.00 | 0.00 | 0.00 |
| 10E180 | 3000 | 4100 | 00 | 180000 | | | | | | |
| | | | | RTTT Community Mtg Supp | 0.00 | 0.00 | 0.00 | 0.00 | 0.00 | 0.00 |
| 10E330 | 3000 | 4100 | 00 | 330000 | | | | | | |
| | | | | Title II St Joe Supplies | 0.00 | 0.00 | 0.00 | 0.00 | 0.00 | 0.00 |
| 10E470 | 3000 | 4100 | 00 | 470000 | | | | | | |
| | | | | 21st Century Sup | 0.00 | 0.00 | 0.00 | 0.00 | 0.00 | 0.00 |
| 10E500 | 3000 | 4100 | 00 | 500000 | | | | | | |
| | | | | Title I Parent Coord Supplies | 0.00 | 0.00 | 639.50 | 0.00 | 116.02 | -755.52 |
| 10E510 | 3000 | 4100 | 00 | 510000 | | | | | | |
| | | | | PI 0-3 Supp | 12,513.00 | 1,308.86 | 2,445.46 | 137.70 | 8,997.94 | 931.90 |
| 10E690 | 3000 | 4100 | 00 | 690000 | | | | | | |
| | | | | TAPS Supplies | 0.00 | 0.00 | 0.00 | 0.00 | 0.00 | 0.00 |
| 10E730 | 3000 | 4100 | 00 | 730000 | | | | | | |
| | | | | JFF Tapps Supp | 0.00 | 0.00 | 0.00 | 0.00 | 0.00 | 0.00 |
| 10E100 | 3000 | 4110 | 00 | 100000 | | | | | | |
| | | | | Title I St Joe Supp | 0.00 | 0.00 | 0.00 | 0.00 | 0.00 | 0.00 |
| 10E500 | 3000 | 4110 | 00 | 500000 | | | | | | |
| | | | | Title I St Joe Supp | 0.00 | 0.00 | 0.00 | 0.00 | 0.00 | 0.00 |
| 10E--- | 3000 | 4--- | -- | ----- | 37,763.00 | 1,421.04 | 27,347.70 | 137.70 | 24,442.64 | -14,165.04 |
| 10E110 | 3000 | 5500 | 00 | 110000 | | | | | | |
| | | | | PI Equipment | 19,000.00 | 0.00 | 33,170.68 | 0.00 | 2,718.00 | -16,888.68 |
| 10E510 | 3000 | 5500 | 00 | 510000 | | | | | | |
| | | | | PI Com Serv Equip | 0.00 | 0.00 | 0.00 | 0.00 | 0.00 | 0.00 |
| 10E730 | 3000 | 5500 | 00 | 730000 | | | | | | |
| | | | | JFF Comm Equip | 0.00 | 0.00 | 0.00 | 0.00 | 0.00 | 0.00 |
| 10E--- | 3000 | 5--- | -- | ----- | 19,000.00 | 0.00 | 33,170.68 | 0.00 | 2,718.00 | -16,888.68 |
| 10E110 | 3001 | 1100 | 00 | 110000 | | | | | | |
| | | | | PreK 3-5 Teach Sal | 0.00 | 0.00 | 0.00 | 0.00 | 0.00 | 0.00 |
| 10E510 | 3001 | 1100 | 00 | 510000 | | | | | | |
| | | | | PreK 3-5 Teach Sal Prior | 0.00 | 0.00 | 0.00 | 0.00 | 0.00 | 0.00 |

| Account Level | | | | 2023-24 | October 2023-24 | 2023-24 | 2023-24 | Encumbered | 2023-24 | |
|---------------|------|------|----|-------------|--------------------------------|------------------|---------------|----------------|---------|-----------------|
| FDTLOC | FUNC | OBJ | SJ | Description | Budget | Monthly Activity | FYTD Activity | Batch Activity | Amount | Available Funds |
| 10E--- | 3001 | 1--- | -- | ----- | 0.00 | 0.00 | 0.00 | 0.00 | 0.00 | 0.00 |
| 10E110 | 3001 | 2110 | 00 | 110000 | PreK 3-5 Teach TRS | 0.00 | 0.00 | 0.00 | 0.00 | 0.00 |
| 10E510 | 3001 | 2110 | 00 | 510000 | Pre-K 3-5 TRS | 0.00 | 0.00 | 0.00 | 0.00 | 0.00 |
| 10E110 | 3001 | 2200 | 00 | 110000 | PreK 3-5 Teach Ins Ben | 0.00 | 0.00 | 0.00 | 0.00 | 0.00 |
| 10E510 | 3001 | 2200 | 00 | 510000 | PreK 3-5 Ins Ben Prior | 0.00 | 0.00 | 0.00 | 0.00 | 0.00 |
| 10E--- | 3001 | 2--- | -- | ----- | 0.00 | 0.00 | 0.00 | 0.00 | 0.00 | 0.00 |
| 10E110 | 3002 | 1100 | 00 | 110000 | PreK Comm Serv Sal | 4,000.00 | 0.00 | 0.00 | 0.00 | 4,000.00 |
| 10E510 | 3002 | 1100 | 00 | 510000 | PreK Com Serv Sal Prior | 14,620.00 | 1,876.60 | 8,650.72 | 0.00 | 5,969.28 |
| 10E110 | 3002 | 1110 | 00 | 110000 | PreK Block Com Serv Sec | 0.00 | 0.00 | 0.00 | 0.00 | 0.00 |
| 10E510 | 3002 | 1110 | 00 | 510000 | PreK Block Com Prior | 0.00 | 0.00 | 0.00 | 0.00 | 0.00 |
| 10E--- | 3002 | 1--- | -- | ----- | 18,620.00 | 1,876.60 | 8,650.72 | 0.00 | 0.00 | 9,969.28 |
| 10E110 | 3002 | 2110 | 00 | 110000 | PreK Comm Serv TRS | 0.00 | 0.00 | 0.00 | 0.00 | 0.00 |
| 10E510 | 3002 | 2110 | 00 | 510000 | Pre-K Comm Serv TRS | 3,113.00 | 211.36 | 1,124.64 | 0.00 | 1,988.36 |
| 10E110 | 3002 | 2200 | 00 | 110000 | PreK Comm Serv Ins Ben | 600.00 | 0.00 | 0.00 | 0.00 | 600.00 |
| 10E510 | 3002 | 2200 | 00 | 510000 | PreK Block Com Prior | 3,660.00 | 304.00 | 1,216.00 | 0.00 | 2,444.00 |
| 10E--- | 3002 | 2--- | -- | ----- | 7,373.00 | 515.36 | 2,340.64 | 0.00 | 0.00 | 5,032.36 |
| 10E110 | 3002 | 3190 | 00 | 110000 | PreK Comm Serv Pur Serv | 650.00 | 0.00 | 0.00 | 0.00 | 650.00 |
| 10E510 | 3002 | 3190 | 00 | 510000 | PreK Comm Serv Purch Services | 600.00 | 0.00 | 0.00 | 0.00 | 600.00 |
| 10E110 | 3002 | 3250 | 00 | 110000 | PreK Comm Serv Rental | 0.00 | 0.00 | 0.00 | 0.00 | 0.00 |
| 10E510 | 3002 | 3250 | 00 | 510000 | Pre K Rental | 0.00 | 0.00 | 0.00 | 0.00 | 0.00 |
| 10E110 | 3002 | 3320 | 00 | 110000 | PreK Comm Serv Travel | 0.00 | 0.00 | 0.00 | 0.00 | 0.00 |
| 10E510 | 3002 | 3320 | 00 | 510000 | Pre K Travel | 0.00 | 0.00 | 0.00 | 0.00 | 0.00 |
| 10E--- | 3002 | 3--- | -- | ----- | 1,250.00 | 0.00 | 0.00 | 0.00 | 0.00 | 1,250.00 |
| 10E110 | 3002 | 4100 | 00 | 110000 | PreK Comm Serv Supplies | 0.00 | 0.00 | 0.00 | 74.82 | -74.82 |
| 10E510 | 3002 | 4100 | 00 | 510000 | PreKdg. Comm Serv Supp | 2,000.00 | 492.66 | 492.66 | 270.94 | 1,236.40 |
| 10E--- | 3002 | 4--- | -- | ----- | 2,000.00 | 492.66 | 492.66 | 0.00 | 345.76 | 1,161.58 |
| 10E820 | 3220 | 4100 | 00 | 820000 | K12 Career Exploration Supplie | 0.00 | 0.00 | 0.00 | 0.00 | 0.00 |
| 10E--- | 3220 | 4--- | -- | ----- | 0.00 | 0.00 | 0.00 | 0.00 | 0.00 | 0.00 |
| 10E820 | 3220 | 5500 | 00 | 820000 | K12 Career Exploration Equip | 0.00 | 0.00 | 0.00 | 0.00 | 0.00 |
| 10E--- | 3220 | 5--- | -- | ----- | 0.00 | 0.00 | 0.00 | 0.00 | 0.00 | 0.00 |
| 10E150 | 3700 | 1100 | 00 | 150000 | SESE Flow Thru-NonPublicSpeech | 25,000.00 | 1,800.00 | 1,800.00 | 0.00 | 23,200.00 |
| 10E170 | 3700 | 1100 | 00 | 170000 | Title IV St Joe Salary | 0.00 | 0.00 | 0.00 | 0.00 | 0.00 |
| 10E340 | 3700 | 1100 | 00 | 340000 | ESSER St Joe Salary | 0.00 | 0.00 | 150.00 | 0.00 | -150.00 |
| 10E344 | 3700 | 1100 | 00 | 344000 | ARP IDEA FLOWTHRU NONPUBLIC SP | 0.00 | 0.00 | 0.00 | 0.00 | 0.00 |
| 10E100 | 3700 | 1300 | 00 | 100000 | Title I St Joe Tutor Sal | 4,000.00 | 0.00 | 105.00 | 0.00 | 3,895.00 |
| 10E330 | 3700 | 1300 | 00 | 330000 | Title II St Joe Tutoring | 0.00 | 0.00 | 2,960.00 | 0.00 | -2,960.00 |
| 10E500 | 3700 | 1300 | 00 | 500000 | Title I St Joe Tutor Sal | 8,500.00 | 0.00 | 855.00 | 0.00 | 7,645.00 |
| 10E530 | 3700 | 1300 | 00 | 530000 | Title II St Joe Tutoring | 0.00 | 0.00 | 660.00 | 0.00 | -660.00 |
| 10E--- | 3700 | 1--- | -- | ----- | 37,500.00 | 1,800.00 | 6,530.00 | 0.00 | 0.00 | 30,970.00 |
| 10E150 | 3700 | 2110 | 00 | 150000 | SESE Flow Thru Non Public TRS | 6,000.00 | 412.44 | 412.44 | 0.00 | 5,587.56 |

| Account Level | | | | | 2023-24 | October 2023-24 | 2023-24 | 2023-24 | Encumbered | 2023-24 |
|---------------|------|------|----|-------------|--------------------------------|------------------|---------------|----------------|------------|-----------------|
| FDTLOC | FUNC | OBJ | SJ | Description | Budget | Monthly Activity | FYTD Activity | Batch Activity | Amount | Available Funds |
| 10E344 | 3700 | 2110 | 00 | 344000 | ARP IDEA FLOWTHRU NONPUBLI TRS | 0.00 | 0.00 | 0.00 | 0.00 | 0.00 |
| 10E--- | 3700 | 2--- | -- | ----- | 6,000.00 | 412.44 | 412.44 | 0.00 | 0.00 | 5,587.56 |
| 10E500 | 3700 | 3140 | 00 | 500000 | Title I St Joe Reg | 0.00 | 0.00 | 0.00 | 0.00 | 0.00 |
| 10E100 | 3700 | 3190 | 00 | 100000 | NonPublic School Purchase Serv | 1,000.00 | 0.00 | 684.00 | 0.00 | 316.00 |
| 10E170 | 3700 | 3190 | 00 | 170000 | Title IV St Joe MMM Reg | 1,389.00 | 0.00 | 0.00 | 0.00 | 1,389.00 |
| 10E330 | 3700 | 3190 | 00 | 330000 | Title II St Joe Pur Serv | 4,200.00 | 0.00 | 4,284.00 | 0.00 | -84.00 |
| 10E340 | 3700 | 3190 | 00 | 340000 | ESSER St Joe Purchase Service | 0.00 | 0.00 | 0.00 | 0.00 | 0.00 |
| 10E500 | 3700 | 3190 | 00 | 500000 | TITLE I ST JOE PURCHASED SERV | 1,750.00 | 0.00 | 0.00 | 0.00 | 1,750.00 |
| 10E530 | 3700 | 3190 | 00 | 500000 | Title II St Joe Reg | 0.00 | 0.00 | 0.00 | 0.00 | 0.00 |
| 10E530 | 3700 | 3190 | 00 | 530000 | NonPublic School Purchase Serv | 7,500.00 | 247.00 | 3,972.00 | 0.00 | 3,528.00 |
| 10E570 | 3700 | 3190 | 00 | 570000 | Title IV St Joe Pur Serv | 0.00 | 0.00 | 0.00 | 0.00 | 0.00 |
| 10E100 | 3700 | 3320 | 00 | 100000 | Title I St Joe MMM | 0.00 | 0.00 | 333.75 | 0.00 | -333.75 |
| 10E150 | 3700 | 3320 | 00 | 150000 | SESE Flow Thru Mileage | 0.00 | 0.00 | 0.00 | 0.00 | 0.00 |
| 10E330 | 3700 | 3320 | 00 | 330000 | Title II St Joe MMM | 0.00 | 0.00 | 1,155.19 | 0.00 | -1,155.19 |
| 10E500 | 3700 | 3320 | 00 | 500000 | Title I St Joe Trav | 0.00 | 0.00 | 0.00 | 0.00 | 0.00 |
| 10E530 | 3700 | 3320 | 00 | 500000 | Title II St Joe Trav | 0.00 | 0.00 | 0.00 | 0.00 | 0.00 |
| 10E530 | 3700 | 3320 | 00 | 530000 | Title II St Joe MMM/Reg fee | 3,300.00 | 465.47 | 757.47 | 0.00 | 2,542.53 |
| 10E570 | 3700 | 3320 | 00 | 570000 | Title IV St Joe MMM | 0.00 | 0.00 | 0.00 | 0.00 | 0.00 |
| 10E--- | 3700 | 3--- | -- | ----- | 19,139.00 | 712.47 | 11,186.41 | 0.00 | 0.00 | 7,952.59 |
| 10E100 | 3700 | 4100 | 00 | 100000 | Title ST Joe | 100.00 | 0.00 | 80.34 | 0.00 | 19.66 |
| 10E340 | 3700 | 4100 | 00 | 340000 | ESSER St Joe Supplies | 0.00 | 0.00 | 0.00 | 0.00 | 0.00 |
| 10E370 | 3700 | 4100 | 00 | 370000 | Digital Equity - St Joe Supp | 0.00 | 0.00 | 0.00 | 0.00 | 0.00 |
| 10E530 | 3700 | 4100 | 00 | 530000 | Title II St Joe Supplies | 0.00 | 0.00 | 150.00 | 0.00 | -150.00 |
| 10E500 | 3700 | 4110 | 00 | 500000 | Title I St Joe Supp | 2,525.00 | 0.00 | 2,500.60 | 0.00 | 24.40 |
| 10E--- | 3700 | 4--- | -- | ----- | 2,625.00 | 0.00 | 2,730.94 | 0.00 | 0.00 | -105.94 |
| 10E370 | 3900 | 3190 | 00 | 000000 | Digital Equity-Comm Serv | 0.00 | 0.00 | 0.00 | 0.00 | 0.00 |
| 10E--- | 3900 | 3--- | -- | ----- | 0.00 | 0.00 | 0.00 | 0.00 | 0.00 | 0.00 |
| 10E--- | 3--- | ---- | -- | ----- | 513,669.00 | 28,924.10 | 177,175.97 | 137.70 | 27,614.40 | 308,740.93 |
| 10E150 | 4120 | 3190 | 00 | 150000 | IDEA Flow thru SESE | 565,000.00 | 46,970.50 | 234,852.50 | 0.00 | 330,147.50 |
| 10E150 | 4120 | 3190 | 01 | 150000 | IDEA Flow Thru SESE PreSchool | 26,000.00 | 2,143.75 | 10,718.75 | 0.00 | 15,281.25 |
| 10E343 | 4120 | 3190 | 00 | 000000 | ESSER III IDEA Flow Thru SESE | 0.00 | 0.00 | 0.00 | 0.00 | 0.00 |
| 10E343 | 4120 | 3190 | 01 | 000000 | ESSERIII IDEA FlowThruSESEPreS | 0.00 | 0.00 | 0.00 | 0.00 | 0.00 |
| 10E344 | 4120 | 3190 | 00 | 344000 | ARP IDEA FLOW THRU SESE | 120,000.00 | 0.00 | 0.00 | 0.00 | 120,000.00 |
| 10E344 | 4120 | 3190 | 01 | 344000 | ARP IDEA FLOW THRU SESE PREK | 12,000.00 | 0.00 | 0.00 | 0.00 | 12,000.00 |
| 10E--- | 4120 | 3--- | -- | ----- | 723,000.00 | 49,114.25 | 245,571.25 | 0.00 | 0.00 | 477,428.75 |
| 10E260 | 4120 | 6700 | 00 | 260000 | Spl Ed Tuition to oth LEAs | 0.00 | 0.00 | 0.00 | 0.00 | 0.00 |
| 10E--- | 4120 | 6--- | -- | ----- | 0.00 | 0.00 | 0.00 | 0.00 | 0.00 | 0.00 |
| 10E260 | 4120 | 8120 | 00 | 260000 | Sp Ed Tuition Other Public | 0.00 | 0.00 | 0.00 | 0.00 | 0.00 |
| 10E--- | 4120 | 8--- | -- | ----- | 0.00 | 0.00 | 0.00 | 0.00 | 0.00 | 0.00 |
| 10E370 | 4160 | 3190 | 00 | 370000 | Digital Equity-Broad Band Proj | 0.00 | 0.00 | 0.00 | 0.00 | 0.00 |

| Account Level | | | | 2023-24 | October 2023-24 | 2023-24 | 2023-24 | Encumbered | 2023-24 | |
|---------------|------|------|----|---------------------------------------|-----------------|------------------|---------------|----------------|--------------|-----------------|
| FDTLOC | FUNC | OBJ | SJ | Description | Budget | Monthly Activity | FYTD Activity | Batch Activity | Amount | Available Funds |
| 10E--- | 4160 | 3--- | -- | ----- | 0.00 | 0.00 | 0.00 | 0.00 | 0.00 | 0.00 |
| 10E345 | 4170 | 3190 | 00 | 345000 ARP McKin Ven Dual Credit Fees | 3,400.00 | 122.50 | 250.00 | 0.00 | 146.36 | 3,003.64 |
| 10E--- | 4170 | 3--- | -- | ----- | 3,400.00 | 122.50 | 250.00 | 0.00 | 146.36 | 3,003.64 |
| 10E010 | 4190 | 6100 | 00 | 000000 SESE Debt Certificate | 0.00 | 0.00 | 0.00 | 0.00 | 0.00 | 0.00 |
| 10E--- | 4190 | 6--- | -- | ----- | 0.00 | 0.00 | 0.00 | 0.00 | 0.00 | 0.00 |
| 10E010 | 4210 | 6740 | 00 | 000000 Reg Ed Public Carbondale Tuiti | 0.00 | 0.00 | 0.00 | 0.00 | 0.00 | 0.00 |
| 10E--- | 4210 | 6--- | -- | ----- | 0.00 | 0.00 | 0.00 | 0.00 | 0.00 | 0.00 |
| 10E150 | 4220 | 3190 | 00 | 150000 IDEA Part B flow thru SESE | 0.00 | 0.00 | 0.00 | 0.00 | 0.00 | 0.00 |
| 10E150 | 4220 | 3190 | 01 | 150000 IDEA Pre School flow thru SESE | 0.00 | 0.00 | 0.00 | 0.00 | 0.00 | 0.00 |
| 10E--- | 4220 | 3--- | -- | ----- | 0.00 | 0.00 | 0.00 | 0.00 | 0.00 | 0.00 |
| 10E010 | 4220 | 6700 | 00 | 000000 Sp Ed Public SESE Tutition | 820,500.00 | 68,370.00 | 341,850.00 | 0.00 | 0.00 | 478,650.00 |
| 10E010 | 4220 | 6710 | 00 | 000000 Sp Ed Carbondale Tuition | 0.00 | 0.00 | 0.00 | 0.00 | 0.00 | 0.00 |
| 10E010 | 4220 | 6720 | 00 | 000000 Sp Ed Cunningham Tuition/Reimb | 0.00 | 0.00 | 0.00 | 0.00 | 0.00 | 0.00 |
| 10E010 | 4220 | 6740 | 00 | 000000 Carbondale HS Sp Ed | 0.00 | 0.00 | 0.00 | 0.00 | 0.00 | 0.00 |
| 10E260 | 4220 | 6780 | 00 | 000000 MACON/PIATT ROE | 0.00 | 0.00 | 0.00 | 0.00 | 0.00 | 0.00 |
| 10E010 | 4220 | 6820 | 00 | 000000 Reg Supt Of Schools Peoria | 0.00 | 0.00 | 0.00 | 0.00 | 0.00 | 0.00 |
| 10E010 | 4220 | 6840 | 00 | 000000 Carmi-White County CUSD | 0.00 | 0.00 | 0.00 | 0.00 | 0.00 | 0.00 |
| 10E--- | 4220 | 6--- | -- | ----- | 820,500.00 | 68,370.00 | 341,850.00 | 0.00 | 0.00 | 478,650.00 |
| 10E--- | 4--- | ---- | -- | ----- | 1,546,900.00 | 117,606.75 | 587,671.25 | 0.00 | 146.36 | 959,082.39 |
| 10E010 | 8130 | 0000 | 00 | 000000 Transfer Among Funds | 0.00 | 0.00 | 0.00 | 0.00 | 0.00 | 0.00 |
| 10E--- | 8130 | 0--- | -- | ----- | 0.00 | 0.00 | 0.00 | 0.00 | 0.00 | 0.00 |
| 10E--- | 8--- | ---- | -- | ----- | 0.00 | 0.00 | 0.00 | 0.00 | 0.00 | 0.00 |
| 1-E--- | ---- | ---- | -- | ----- | 23,131,346.00 | 1,830,084.31 | 7,399,253.38 | 1,027.91 | 1,195,238.94 | 14,535,825.77 |
| 20E010 | 2530 | 3140 | 00 | 000000 Honeywell Perf Contract | 0.00 | 0.00 | 0.00 | 0.00 | 0.00 | 0.00 |
| 20E010 | 2530 | 3190 | 00 | 000000 District Construct Purch Serv | 0.00 | 0.00 | 0.00 | 0.00 | 0.00 | 0.00 |
| 20E--- | 2530 | 3--- | -- | ----- | 0.00 | 0.00 | 0.00 | 0.00 | 0.00 | 0.00 |
| 20E010 | 2530 | 5200 | 00 | 000000 District Purch. Real Property | 0.00 | 0.00 | 0.00 | 0.00 | 0.00 | 0.00 |
| 20E050 | 2530 | 5310 | 00 | 000000 ERHS Building Improvement | 0.00 | 0.00 | 0.00 | 0.00 | 0.00 | 0.00 |
| 20E--- | 2530 | 5--- | -- | ----- | 0.00 | 0.00 | 0.00 | 0.00 | 0.00 | 0.00 |
| 20E010 | 2540 | 3190 | 00 | 000000 District Maint-Purch Serv/Phys | 10,000.00 | 0.00 | 834.80 | 0.00 | 0.00 | 9,165.20 |
| 20E015 | 2540 | 3190 | 00 | 000000 ELC Maintenance Agreement | 15,000.00 | 90.00 | 1,188.80 | 0.00 | 26,065.00 | -12,253.80 |
| 20E020 | 2540 | 3190 | 00 | 000000 RCES Maint Agreement | 35,000.00 | 445.42 | 5,751.09 | 0.00 | 0.00 | 29,248.91 |
| 20E030 | 2540 | 3190 | 00 | 000000 WRCS Purchase Services | 0.00 | 0.00 | 0.00 | 0.00 | 0.00 | 0.00 |
| 20E040 | 2540 | 3190 | 00 | 000000 RCMS Maint agreement | 35,000.00 | 440.08 | 3,970.14 | 0.00 | 0.00 | 31,029.86 |
| 20E050 | 2540 | 3190 | 00 | 000000 RCHS Purchase Services | 45,000.00 | 3,303.23 | 4,118.47 | 0.00 | 0.00 | 40,881.53 |
| 20E220 | 2540 | 3190 | 00 | 220000 IEMA Security Gr Pur Serv | 0.00 | 0.00 | 0.00 | 0.00 | 0.00 | 0.00 |
| 20E342 | 2540 | 3190 | 00 | 342000 ESSER II Building Purch Serv | 100,000.00 | 0.00 | 100,000.00 | 0.00 | 0.00 | 0.00 |
| 20E730 | 2540 | 3190 | 00 | 730000 JFF Track | 0.00 | 0.00 | 0.00 | 0.00 | 0.00 | 0.00 |
| 20E050 | 2540 | 3200 | 00 | 000000 RCHS Athletic Fld Maintenance | 5,000.00 | 0.00 | 1,255.00 | 0.00 | 0.00 | 3,745.00 |
| 20E010 | 2540 | 3210 | 00 | 000000 District Terminx | 0.00 | 0.00 | 0.00 | 0.00 | 0.00 | 0.00 |

| Account Level | | | | 2023-24 | October 2023-24 | 2023-24 | 2023-24 | Encumbered | 2023-24 | |
|---------------|------|------|-----------|--------------------------------|-----------------|------------------|---------------|----------------|-----------|-----------------|
| FDTLOC | FUNC | OBJ | SJ | Description | Budget | Monthly Activity | FYTD Activity | Batch Activity | Amount | Available Funds |
| 20E015 | 2540 | 3210 | 00 000000 | ELC Terminix/Trash Services | 7,500.00 | 837.00 | 3,281.66 | 0.00 | 0.00 | 4,218.34 |
| 20E020 | 2540 | 3210 | 00 000000 | RCES Termnx/Trash Serv | 15,000.00 | 965.07 | 3,623.46 | 0.00 | 0.00 | 11,376.54 |
| 20E030 | 2540 | 3210 | 00 000000 | WRES Termnx/Trash Serv | 0.00 | 0.00 | 0.00 | 0.00 | 0.00 | 0.00 |
| 20E040 | 2540 | 3210 | 00 000000 | RCMS Termnxs/Trash Serv | 10,000.00 | 1,544.35 | 3,481.96 | 0.00 | 0.00 | 6,518.04 |
| 20E050 | 2540 | 3210 | 00 000000 | RCHS Termnx/Trash Serv | 30,000.00 | 2,028.66 | 7,946.97 | 0.00 | 0.00 | 22,053.03 |
| 20E010 | 2540 | 3230 | 00 000000 | District Maint Rep/Maint | 0.00 | 0.00 | 0.00 | 0.00 | 0.00 | 0.00 |
| 20E015 | 2540 | 3230 | 00 000000 | ELC Repair/Maintenance | 0.00 | 0.00 | 0.00 | 0.00 | 0.00 | 0.00 |
| 20E020 | 2540 | 3230 | 00 000000 | RCES Repair/Maint | 1,000.00 | 0.00 | 0.00 | 0.00 | 0.00 | 1,000.00 |
| 20E030 | 2540 | 3230 | 00 000000 | WRES Rep/Maint | 0.00 | 0.00 | 0.00 | 0.00 | 0.00 | 0.00 |
| 20E040 | 2540 | 3230 | 00 000000 | RCMS Custodial Rep/Maint | 1,000.00 | 0.00 | 0.00 | 0.00 | 0.00 | 1,000.00 |
| 20E050 | 2540 | 3230 | 00 000000 | RCHS Custodial Rep/Maint | 1,000.00 | 0.00 | 0.00 | 0.00 | 0.00 | 1,000.00 |
| 20E010 | 2540 | 3250 | 00 000000 | District Maint Rental | 2,500.00 | 0.00 | 0.00 | 0.00 | 0.00 | 2,500.00 |
| 20E010 | 2540 | 3260 | 00 000000 | District Wide UPS/Postage | 0.00 | 0.00 | 0.00 | 0.00 | 0.00 | 0.00 |
| 20E010 | 2540 | 3320 | 00 000000 | District Maint Travel | 500.00 | 0.00 | 0.00 | 0.00 | 0.00 | 500.00 |
| 20E015 | 2540 | 3700 | 00 000000 | ELC Water/Sewer | 6,000.00 | 88.36 | 232.36 | 0.00 | 792.60 | 4,975.04 |
| 20E020 | 2540 | 3700 | 00 000000 | RCES Water/Sewer | 15,000.00 | 1,414.50 | 3,555.42 | 0.00 | 0.00 | 11,444.58 |
| 20E030 | 2540 | 3700 | 00 000000 | WRES Water/Sewer | 0.00 | 0.00 | 0.00 | 0.00 | 0.00 | 0.00 |
| 20E040 | 2540 | 3700 | 00 000000 | RCMS Water/Sewer | 10,000.00 | 831.75 | 6,446.26 | 0.00 | 0.00 | 3,553.74 |
| 20E050 | 2540 | 3700 | 00 000000 | RCHS Water/Sewer | 20,000.00 | 1,308.32 | 5,332.69 | 0.00 | 0.00 | 14,667.31 |
| 20E--- | 2540 | 3--- | -- ----- | | 364,500.00 | 13,296.74 | 151,019.08 | 0.00 | 26,857.60 | 186,623.32 |
| 20E010 | 2540 | 4100 | 00 000000 | District Maint Supplies | 15,000.00 | 807.77 | 5,767.08 | 0.00 | 252.85 | 8,980.07 |
| 20E015 | 2540 | 4100 | 00 000000 | ELC Custodian Supplies | 15,000.00 | 3,066.18 | 8,184.98 | 0.00 | 214.01 | 6,601.01 |
| 20E020 | 2540 | 4100 | 00 000000 | RCES Cust Supp | 35,000.00 | 988.93 | 7,974.99 | 0.00 | 0.00 | 27,025.01 |
| 20E030 | 2540 | 4100 | 00 000000 | WRES Cust Supp | 0.00 | 0.00 | 0.00 | 0.00 | 0.00 | 0.00 |
| 20E040 | 2540 | 4100 | 00 000000 | RCMS Custodial Supplies | 25,000.00 | 915.56 | 6,690.25 | 145.28 | 0.00 | 18,164.47 |
| 20E050 | 2540 | 4100 | 00 000000 | RCHS Custodial Supplies | 50,000.00 | 1,540.03 | 9,805.57 | 0.00 | 0.00 | 40,194.43 |
| 20E220 | 2540 | 4100 | 00 220000 | IEMA Security Grant Supp | 0.00 | 0.00 | 0.00 | 0.00 | 0.00 | 0.00 |
| 20E050 | 2540 | 4110 | 00 000000 | RCHS Athletic Fld Supp | 5,000.00 | 0.00 | 0.00 | 0.00 | 0.00 | 5,000.00 |
| 20E010 | 2540 | 4640 | 00 000000 | District Maint Fuel | 5,000.00 | 0.00 | 0.00 | 0.00 | 0.00 | 5,000.00 |
| 20E--- | 2540 | 4--- | -- ----- | | 150,000.00 | 7,318.47 | 38,422.87 | 145.28 | 466.86 | 110,964.99 |
| 20E010 | 2540 | 5500 | 00 000000 | District Maint Equip | 5,000.00 | 0.00 | 3,461.53 | 0.00 | 1.00 | 1,537.47 |
| 20E015 | 2540 | 5500 | 00 000000 | ELC Custodian Equipment | 25,000.00 | 0.00 | 20,654.80 | 0.00 | 0.00 | 4,345.20 |
| 20E020 | 2540 | 5500 | 00 000000 | RCES Cust Equipment | 5,000.00 | 0.00 | 830.59 | 0.00 | 0.00 | 4,169.41 |
| 20E030 | 2540 | 5500 | 00 000000 | WRES Bldg Equipment | 0.00 | 0.00 | 0.00 | 0.00 | 0.00 | 0.00 |
| 20E040 | 2540 | 5500 | 00 000000 | RCMS Custodial Equip | 5,000.00 | 0.00 | 2,228.58 | 0.00 | 0.00 | 2,771.42 |
| 20E050 | 2540 | 5500 | 00 000000 | RCHS Classrm Equip | 5,000.00 | 0.00 | 0.00 | 0.00 | 0.00 | 5,000.00 |
| 20E220 | 2540 | 5500 | 00 220000 | IEMA Security Grant Equip | 0.00 | 0.00 | 0.00 | 0.00 | 0.00 | 0.00 |
| 20E342 | 2540 | 5500 | 00 342000 | ESSER II Custodial Equipment | 0.00 | 0.00 | 0.00 | 0.00 | 0.00 | 0.00 |
| 20E--- | 2540 | 5--- | -- ----- | | 45,000.00 | 0.00 | 27,175.50 | 0.00 | 1.00 | 17,823.50 |
| 20E010 | 2540 | 6100 | 00 000000 | Building Lease Agreement Princ | 0.00 | 0.00 | 0.00 | 0.00 | 0.00 | 0.00 |

| Account Level | | | | 2023-24 | October 2023-24 | 2023-24 | 2023-24 | Encumbered | 2023-24 | |
|---------------|------|------|-----------|--------------------------------|-----------------|------------------|---------------|----------------|-----------|-----------------|
| FDTLOC | FUNC | OBJ | SJ | Description | Budget | Monthly Activity | FYTD Activity | Batch Activity | Amount | Available Funds |
| 20E010 | 2540 | 6200 | 00 000000 | Building Lease Agreement Int | 0.00 | 0.00 | 0.00 | 0.00 | 0.00 | 0.00 |
| 20E--- | 2540 | 6--- | -- | | 0.00 | 0.00 | 0.00 | 0.00 | 0.00 | 0.00 |
| 20E010 | 2541 | 1110 | 00 000000 | District Maint Sal | 65,000.00 | 6,771.08 | 24,991.04 | 0.00 | 0.00 | 40,008.96 |
| 20E--- | 2541 | 1--- | -- | | 65,000.00 | 6,771.08 | 24,991.04 | 0.00 | 0.00 | 40,008.96 |
| 20E010 | 2541 | 2130 | 00 000000 | | 0.00 | 0.00 | 0.00 | 0.00 | 0.00 | 0.00 |
| 20E010 | 2541 | 2200 | 00 000000 | District Maint Ins Ben | 9,150.00 | 760.00 | 3,040.00 | 0.00 | 0.00 | 6,110.00 |
| 20E--- | 2541 | 2--- | -- | | 9,150.00 | 760.00 | 3,040.00 | 0.00 | 0.00 | 6,110.00 |
| 20E010 | 2541 | 3190 | 00 000000 | District Maint Pur Ser | 0.00 | 0.00 | 0.00 | 0.00 | 0.00 | 0.00 |
| 20E--- | 2541 | 3--- | -- | | 0.00 | 0.00 | 0.00 | 0.00 | 0.00 | 0.00 |
| 20E010 | 2541 | 4650 | 00 000000 | District Warehouse Nat Gas | 3,000.00 | 30.07 | 122.16 | 0.00 | 2,377.84 | 500.00 |
| 20E--- | 2541 | 4--- | -- | | 3,000.00 | 30.07 | 122.16 | 0.00 | 2,377.84 | 500.00 |
| 20E010 | 2541 | 5520 | 00 000000 | District Maint Truck | 0.00 | 0.00 | 0.00 | 0.00 | 0.00 | 0.00 |
| 20E--- | 2541 | 5--- | -- | | 0.00 | 0.00 | 0.00 | 0.00 | 0.00 | 0.00 |
| 20E010 | 2542 | 1110 | 00 000000 | District Summer Maint Sal | 80,000.00 | 1,139.00 | 51,831.63 | 0.00 | 0.00 | 28,168.37 |
| 20E--- | 2542 | 1--- | -- | | 80,000.00 | 1,139.00 | 51,831.63 | 0.00 | 0.00 | 28,168.37 |
| 20E010 | 2542 | 2200 | 00 000000 | Summer Maint Ins Ben | 0.00 | 0.00 | 0.48 | 0.00 | 0.00 | -0.48 |
| 20E--- | 2542 | 2--- | -- | | 0.00 | 0.00 | 0.48 | 0.00 | 0.00 | -0.48 |
| 20E010 | 2542 | 3190 | 00 000000 | District Summer Maint Pur Serv | 700,000.00 | 38,939.50 | 656,645.39 | 0.00 | 10,405.00 | 32,949.61 |
| 20E010 | 2542 | 3320 | 00 000000 | District Summer Maint Trav | 500.00 | 0.00 | 349.76 | 0.00 | 0.00 | 150.24 |
| 20E--- | 2542 | 3--- | -- | | 700,500.00 | 38,939.50 | 656,995.15 | 0.00 | 10,405.00 | 33,099.85 |
| 20E010 | 2542 | 4100 | 00 000000 | District Summer Maint Supp | 250,000.00 | 352.99 | 11,429.76 | 0.00 | 0.00 | 238,570.24 |
| 20E--- | 2542 | 4--- | -- | | 250,000.00 | 352.99 | 11,429.76 | 0.00 | 0.00 | 238,570.24 |
| 20E010 | 2542 | 5500 | 00 000000 | Sumr Maint Equipment | 15,000.00 | 0.00 | 0.00 | 0.00 | 0.00 | 15,000.00 |
| 20E010 | 2542 | 5510 | 00 000000 | Summer Maint Building | 0.00 | 0.00 | 0.00 | 0.00 | 0.00 | 0.00 |
| 20E--- | 2542 | 5--- | -- | | 15,000.00 | 0.00 | 0.00 | 0.00 | 0.00 | 15,000.00 |
| 20E--- | 2--- | ---- | -- | | 1,682,150.00 | 68,607.85 | 965,027.67 | 145.28 | 40,108.30 | 676,868.75 |
| 2-E--- | ---- | ---- | -- | | 1,682,150.00 | 68,607.85 | 965,027.67 | 145.28 | 40,108.30 | 676,868.75 |
| 30E010 | 5200 | 6200 | 00 000000 | Long Term Bond Interest | 1,500,299.00 | 618,671.88 | 737,551.86 | 0.00 | 0.00 | 762,747.14 |
| 30E010 | 5200 | 6250 | 00 000000 | Long Term Bond Maintenance Fee | 2,500.00 | 1,500.00 | 1,500.00 | 0.00 | 0.00 | 1,000.00 |
| 30E--- | 5200 | 6--- | -- | | 1,502,799.00 | 620,171.88 | 739,051.86 | 0.00 | 0.00 | 763,747.14 |
| 30E010 | 5300 | 6100 | 00 000000 | Long Term Bond Principal | 1,290,000.00 | 515,000.00 | 1,260,000.02 | 0.00 | 0.00 | 29,999.98 |
| 30E--- | 5300 | 6--- | -- | | 1,290,000.00 | 515,000.00 | 1,260,000.02 | 0.00 | 0.00 | 29,999.98 |
| 30E--- | 5--- | ---- | -- | | 2,792,799.00 | 1,135,171.88 | 1,999,051.88 | 0.00 | 0.00 | 793,747.12 |
| 3-E--- | ---- | ---- | -- | | 2,792,799.00 | 1,135,171.88 | 1,999,051.88 | 0.00 | 0.00 | 793,747.12 |
| 40E080 | 2550 | 1100 | 00 000000 | Trans Director Salary | 0.00 | 0.00 | 0.00 | 0.00 | 0.00 | 0.00 |
| 40E080 | 2550 | 1110 | 00 000000 | Trans Mechanic/Maint Sal | 50,000.00 | 4,978.26 | 19,913.04 | 0.00 | 0.00 | 30,086.96 |
| 40E080 | 2550 | 1110 | 61 000000 | Trans Bus Drivers Sal | 400,000.00 | 38,262.17 | 112,349.47 | 0.00 | 0.00 | 287,650.53 |
| 40E080 | 2550 | 1110 | 70 000000 | Trans Sec/Supervisor Sal | 130,000.00 | 14,814.98 | 55,821.56 | 0.00 | 0.00 | 74,178.44 |
| 40E345 | 2550 | 1110 | 61 000000 | Trans Driver McKinney Vento | 0.00 | 0.00 | 0.00 | 0.00 | 0.00 | 0.00 |
| 40E610 | 2550 | 1110 | 00 610000 | Trans Voc Ed Salary | 0.00 | 0.00 | 0.00 | 0.00 | 0.00 | 0.00 |

| Account Level | | | | 2023-24 | October 2023-24 | 2023-24 | 2023-24 | Encumbered | 2023-24 | |
|---------------|------|------|-----------|--------------------------------|-----------------|------------------|---------------|----------------|------------|-----------------|
| FDTLOC | FUNC | OBJ | SJ | Description | Budget | Monthly Activity | FYTD Activity | Batch Activity | Amount | Available Funds |
| 40E620 | 2550 | 1110 | 00 620000 | Trans Spec Ed bus Aide Sal | 70,000.00 | 6,880.30 | 12,859.26 | 0.00 | 0.00 | 57,140.74 |
| 40E080 | 2550 | 1200 | 00 000000 | Trans Driver Sub Sal | 0.00 | 0.00 | 0.00 | 0.00 | 0.00 | 0.00 |
| 40E080 | 2550 | 1200 | 61 000000 | | 0.00 | 0.00 | 0.00 | 0.00 | 0.00 | 0.00 |
| 40E620 | 2550 | 1200 | 00 620000 | Trans Spec Ed Aide Sub Sal | 0.00 | 0.00 | 0.00 | 0.00 | 0.00 | 0.00 |
| 40E080 | 2550 | 1210 | 00 000000 | Trans Sub Drivers Sal | 0.00 | 1,514.32 | 3,028.64 | 0.00 | 0.00 | -3,028.64 |
| 40E080 | 2550 | 1210 | 61 000000 | Reg Rte Sub Bus Driver Sal | 20,000.00 | 3,120.00 | 4,480.00 | 0.00 | 0.00 | 15,520.00 |
| 40E620 | 2550 | 1210 | 00 620000 | Trans Sub Spec Ed Aide Sal | 10,000.00 | 982.85 | 1,003.65 | 0.00 | 0.00 | 8,996.35 |
| 40E080 | 2550 | 1310 | 00 000000 | Trans Trip Drvr Sal | 55,000.00 | 8,351.20 | 12,447.40 | 0.00 | 0.00 | 42,552.60 |
| 40E--- | 2550 | 1--- | -- ----- | | 735,000.00 | 78,904.08 | 221,903.02 | 0.00 | 0.00 | 513,096.98 |
| 40E080 | 2550 | 2110 | 00 000000 | Trans TRS | 0.00 | 0.00 | 0.00 | 0.00 | 0.00 | 0.00 |
| 40E080 | 2550 | 2130 | 00 000000 | | 0.00 | 0.00 | 0.00 | 0.00 | 0.00 | 0.00 |
| 40E080 | 2550 | 2130 | 61 000000 | | 0.00 | 0.00 | 0.00 | 0.00 | 0.00 | 0.00 |
| 40E080 | 2550 | 2130 | 70 000000 | | 0.00 | 0.00 | 0.00 | 0.00 | 0.00 | 0.00 |
| 40E620 | 2550 | 2130 | 00 620000 | | 0.00 | 0.00 | 0.00 | 0.00 | 0.00 | 0.00 |
| 40E080 | 2550 | 2200 | 00 000000 | Trans Dir Ins Benefit | 12.00 | 2.24 | 6.40 | 0.00 | 0.00 | 5.60 |
| 40E080 | 2550 | 2200 | 61 000000 | Trans Drivers Ins Ben | 115,000.00 | 7,861.22 | 23,336.64 | 0.00 | 0.00 | 91,663.36 |
| 40E080 | 2550 | 2200 | 70 000000 | Trans Sec/Supvr Ins Ben | 18,300.00 | 1,520.96 | 5,323.84 | 0.00 | 0.00 | 12,976.16 |
| 40E620 | 2550 | 2200 | 00 620000 | Trans Spec Ed Ins Ben | 10,500.00 | 2,223.18 | 5,705.07 | 0.00 | 0.00 | 4,794.93 |
| 40E--- | 2550 | 2--- | -- ----- | | 143,812.00 | 11,607.60 | 34,371.95 | 0.00 | 0.00 | 109,440.05 |
| 40E080 | 2550 | 3140 | 00 000000 | Trans Micro Renewal | 0.00 | 0.00 | 0.00 | 0.00 | 0.00 | 0.00 |
| 40E080 | 2550 | 3190 | 00 000000 | Trans Physicals/LicenseRenewal | 7,500.00 | 105.40 | 2,409.00 | 0.00 | 1,000.00 | 4,091.00 |
| 40E620 | 2550 | 3190 | 00 620000 | Sp Ed Trans Contract Fee | 25,000.00 | 1,160.75 | 1,889.25 | 0.00 | 0.00 | 23,110.75 |
| 40E080 | 2550 | 3210 | 00 000000 | Trans Trash P/U | 2,000.00 | 158.75 | 635.00 | 0.00 | 0.00 | 1,365.00 |
| 40E080 | 2550 | 3220 | 00 000000 | Trans Towel Service | 0.00 | 0.00 | 0.00 | 0.00 | 0.00 | 0.00 |
| 40E080 | 2550 | 3230 | 00 000000 | Trans Repair/Maint | 50,000.00 | 5,791.23 | 14,678.12 | 0.00 | 8,579.88 | 26,742.00 |
| 40E080 | 2550 | 3240 | 00 000000 | Trans Copier Rep/Maint | 0.00 | 0.00 | 0.00 | 0.00 | 0.00 | 0.00 |
| 40E080 | 2550 | 3250 | 00 000000 | Trans Rental | 0.00 | 0.00 | 0.00 | 0.00 | 0.00 | 0.00 |
| 40E080 | 2550 | 3260 | 00 000000 | Trans Postage | 0.00 | 0.00 | 0.00 | 0.00 | 0.00 | 0.00 |
| 40E080 | 2550 | 3270 | 00 000000 | Trans Charter Bus Service | 1,500.00 | 0.00 | 0.00 | 0.00 | 0.00 | 1,500.00 |
| 40E080 | 2550 | 3310 | 00 000000 | Trans Pupil/Other LEA's | 0.00 | 0.00 | 0.00 | 0.00 | 0.00 | 0.00 |
| 40E080 | 2550 | 3320 | 00 000000 | Trans Travel | 0.00 | 0.00 | 59.01 | 0.00 | 0.00 | -59.01 |
| 40E080 | 2550 | 3390 | 00 000000 | Trans Drug/Fngrprnt Fee | 5,000.00 | 2,872.00 | 3,421.00 | 0.00 | 1,779.00 | -200.00 |
| 40E080 | 2550 | 3600 | 00 000000 | Trans Printing | 1,500.00 | 0.00 | 5,499.56 | 0.00 | 0.00 | -3,999.56 |
| 40E080 | 2550 | 3900 | 00 000000 | Trans Bus Inspection Fee | 7,500.00 | 104.00 | 1,664.00 | 0.00 | 3,336.00 | 2,500.00 |
| 40E--- | 2550 | 3--- | -- ----- | | 100,000.00 | 10,192.13 | 30,254.94 | 0.00 | 14,694.88 | 55,050.18 |
| 40E080 | 2550 | 4100 | 00 000000 | Trans Supplies | 105,000.00 | 9,726.29 | 21,329.80 | 0.00 | 36,933.99 | 46,736.21 |
| 40E080 | 2550 | 4240 | 00 000000 | Trans. Copier Paper & Toner | 250.00 | 0.00 | 0.00 | 0.00 | 0.00 | 250.00 |
| 40E080 | 2550 | 4620 | 00 000000 | Trans Oil | 7,500.00 | 623.79 | 623.79 | 0.00 | 5,576.21 | 1,300.00 |
| 40E080 | 2550 | 4640 | 00 000000 | Trans Fuel | 225,000.00 | 20,015.33 | 36,878.52 | 0.00 | 263,121.48 | -75,000.00 |
| 40E080 | 2550 | 4700 | 00 000000 | Trans Software | 5,000.00 | 0.00 | 0.00 | 0.00 | 0.00 | 5,000.00 |

| Account Level | | | | 2023-24 | October 2023-24 | 2023-24 | 2023-24 | Encumbered | 2023-24 | |
|---------------|------|------|----|-------------|-----------------|------------------|---------------|----------------|------------|-----------------|
| FDTLOC | FUNC | OBJ | SJ | Description | Budget | Monthly Activity | FYTD Activity | Batch Activity | Amount | Available Funds |
| 40E--- | 2550 | 4--- | -- | ----- | 342,750.00 | 30,365.41 | 58,832.11 | 0.00 | 305,631.68 | -21,713.79 |
| 40E080 | 2550 | 5500 | 00 | 000000 | 5,000.00 | 0.00 | 2,733.00 | 0.00 | 0.00 | 2,267.00 |
| 40E080 | 2550 | 5510 | 00 | 000000 | 0.00 | 0.00 | 0.00 | 0.00 | 0.00 | 0.00 |
| 40E080 | 2550 | 5520 | 00 | 000000 | 471,500.00 | 0.00 | 391,430.00 | 0.00 | 0.00 | 80,070.00 |
| 40E080 | 2550 | 5530 | 00 | 000000 | 0.00 | 0.00 | 0.00 | 0.00 | 0.00 | 0.00 |
| 40E--- | 2550 | 5--- | -- | ----- | 476,500.00 | 0.00 | 394,163.00 | 0.00 | 0.00 | 82,337.00 |
| 40E--- | 2--- | ---- | -- | ----- | 1,798,062.00 | 131,069.22 | 739,525.02 | 0.00 | 320,326.56 | 738,210.42 |
| 40E620 | 4120 | 3310 | 00 | 620000 | 0.00 | 0.00 | 0.00 | 0.00 | 0.00 | 0.00 |
| 40E--- | 4120 | 3--- | -- | ----- | 0.00 | 0.00 | 0.00 | 0.00 | 0.00 | 0.00 |
| 40E--- | 4--- | ---- | -- | ----- | 0.00 | 0.00 | 0.00 | 0.00 | 0.00 | 0.00 |
| 40E080 | 5370 | 6200 | 00 | 000000 | 0.00 | 0.00 | 0.00 | 0.00 | 0.00 | 0.00 |
| 40E--- | 5370 | 6--- | -- | ----- | 0.00 | 0.00 | 0.00 | 0.00 | 0.00 | 0.00 |
| 40E--- | 5--- | ---- | -- | ----- | 0.00 | 0.00 | 0.00 | 0.00 | 0.00 | 0.00 |
| 40E010 | 8130 | 0000 | 00 | 000000 | 0.00 | 0.00 | 0.00 | 0.00 | 0.00 | 0.00 |
| 40E--- | 8130 | 0--- | -- | ----- | 0.00 | 0.00 | 0.00 | 0.00 | 0.00 | 0.00 |
| 40E--- | 8--- | ---- | -- | ----- | 0.00 | 0.00 | 0.00 | 0.00 | 0.00 | 0.00 |
| 4-E--- | ---- | ---- | -- | ----- | 1,798,062.00 | 131,069.22 | 739,525.02 | 0.00 | 320,326.56 | 738,210.42 |
| 50E030 | 1100 | 2120 | 00 | 000000 | 0.00 | 0.00 | 0.00 | 0.00 | 0.00 | 0.00 |
| 50E070 | 1100 | 2120 | 00 | 000000 | 2,750.00 | 329.25 | 371.77 | 0.00 | 0.00 | 2,378.23 |
| 50E340 | 1100 | 2120 | 00 | 340000 | 0.00 | 0.00 | 0.00 | 0.00 | 0.00 | 0.00 |
| 50E342 | 1100 | 2120 | 00 | 342000 | 0.00 | 0.00 | 0.00 | 0.00 | 0.00 | 0.00 |
| 50E343 | 1100 | 2120 | 00 | 000000 | 5,500.00 | 461.30 | 2,111.28 | 0.00 | 0.00 | 3,388.72 |
| 50E470 | 1100 | 2120 | 00 | 470000 | 0.00 | 0.00 | 138.44 | 0.00 | 0.00 | -138.44 |
| 50E030 | 1100 | 2130 | 00 | 000000 | 0.00 | 0.00 | 0.00 | 0.00 | 0.00 | 0.00 |
| 50E060 | 1100 | 2130 | 00 | 000000 | 0.00 | 0.00 | 0.00 | 0.00 | 0.00 | 0.00 |
| 50E070 | 1100 | 2130 | 00 | 000000 | 4,200.00 | 387.61 | 472.38 | 0.00 | 0.00 | 3,727.62 |
| 50E340 | 1100 | 2130 | 00 | 340000 | 0.00 | 0.00 | 0.00 | 0.00 | 0.00 | 0.00 |
| 50E342 | 1100 | 2130 | 00 | 000000 | 0.00 | 0.00 | 0.00 | 0.00 | 0.00 | 0.00 |
| 50E343 | 1100 | 2130 | 00 | 000000 | 3,750.00 | 333.75 | 1,504.23 | 0.00 | 0.00 | 2,245.77 |
| 50E470 | 1100 | 2130 | 00 | 470000 | 10.00 | 0.00 | 98.21 | 0.00 | 0.00 | -88.21 |
| 50E030 | 1100 | 2140 | 00 | 000000 | 0.00 | 0.00 | 0.00 | 0.00 | 0.00 | 0.00 |
| 50E060 | 1100 | 2140 | 00 | 000000 | 0.00 | 0.00 | 0.00 | 0.00 | 0.00 | 0.00 |
| 50E070 | 1100 | 2140 | 00 | 000000 | 3,200.00 | 310.59 | 390.15 | 0.00 | 0.00 | 2,809.85 |
| 50E190 | 1100 | 2140 | 00 | 190000 | 0.00 | 0.00 | 0.00 | 0.00 | 0.00 | 0.00 |
| 50E340 | 1100 | 2140 | 00 | 000000 | 0.00 | 0.00 | 0.00 | 0.00 | 0.00 | 0.00 |
| 50E340 | 1100 | 2140 | 00 | 340000 | 0.00 | 0.00 | 0.21 | 0.00 | 0.00 | -0.21 |
| 50E342 | 1100 | 2140 | 00 | 000000 | 100.00 | 0.00 | 0.00 | 0.00 | 0.00 | 100.00 |
| 50E343 | 1100 | 2140 | 00 | 000000 | 3,750.00 | 363.18 | 1,450.42 | 0.00 | 0.00 | 2,299.58 |
| 50E470 | 1100 | 2140 | 00 | 470000 | 25.00 | 10.37 | 75.77 | 0.00 | 0.00 | -50.77 |
| 50E--- | 1100 | 2--- | -- | ----- | 23,285.00 | 2,196.05 | 6,612.86 | 0.00 | 0.00 | 16,672.14 |

| Account Level | | | | 2023-24 | October 2023-24 | 2023-24 | 2023-24 | Encumbered | 2023-24 | |
|---------------|------|------|-----------|---------------------------|-----------------|------------------|---------------|----------------|---------|-----------------|
| FDTLOC | FUNC | OBJ | SJ | Description | Budget | Monthly Activity | FYTD Activity | Batch Activity | Amount | Available Funds |
| 50E015 | 1105 | 2120 | 00 000000 | ELC IMRF | 500.00 | 0.00 | 0.00 | 0.00 | 0.00 | 500.00 |
| 50E015 | 1105 | 2130 | 00 000000 | ELC FICA | 500.00 | 0.00 | 0.00 | 0.00 | 0.00 | 500.00 |
| 50E015 | 1105 | 2140 | 00 000000 | ELC Medicare | 250.00 | 0.00 | 0.00 | 0.00 | 0.00 | 250.00 |
| 50E--- | 1105 | 2--- | -- ----- | | 1,250.00 | 0.00 | 0.00 | 0.00 | 0.00 | 1,250.00 |
| 50E020 | 1110 | 2120 | 00 000000 | RCES IMRF | 4,500.00 | 224.68 | 409.94 | 0.00 | 0.00 | 4,090.06 |
| 50E020 | 1110 | 2130 | 00 000000 | RCES FICA | 4,500.00 | 480.31 | 861.67 | 0.00 | 0.00 | 3,638.33 |
| 50E030 | 1110 | 2130 | 00 000000 | WRES FICA | 0.00 | 0.00 | 0.00 | 0.00 | 0.00 | 0.00 |
| 50E020 | 1110 | 2140 | 00 000000 | RCES Medicare | 37,000.00 | 3,086.29 | 10,967.31 | 0.00 | 0.00 | 26,032.69 |
| 50E030 | 1110 | 2140 | 00 000000 | WRES Medicare | 0.00 | 0.00 | 0.00 | 0.00 | 0.00 | 0.00 |
| 50E160 | 1110 | 2140 | 00 160000 | Ed Jobs Fund Med | 0.00 | 0.00 | 0.00 | 0.00 | 0.00 | 0.00 |
| 50E--- | 1110 | 2--- | -- ----- | | 46,000.00 | 3,791.28 | 12,238.92 | 0.00 | 0.00 | 33,761.08 |
| 50E040 | 1120 | 2120 | 00 000000 | RCMS IMRF | 5,800.00 | 368.50 | 1,445.61 | 0.00 | 0.00 | 4,354.39 |
| 50E160 | 1120 | 2120 | 00 160000 | Ed Jobs Fund IMRF | 0.00 | 0.00 | 0.00 | 0.00 | 0.00 | 0.00 |
| 50E040 | 1120 | 2130 | 00 000000 | RCMS FICA | 4,200.00 | 281.86 | 1,028.17 | 0.00 | 0.00 | 3,171.83 |
| 50E160 | 1120 | 2130 | 00 160000 | Ed Jobs Fund FICA | 0.00 | 0.00 | 0.00 | 0.00 | 0.00 | 0.00 |
| 50E040 | 1120 | 2140 | 00 000000 | RCMS Medicare | 22,000.00 | 1,710.48 | 6,592.75 | 0.00 | 0.00 | 15,407.25 |
| 50E160 | 1120 | 2140 | 00 160000 | Ed Jobs Fund Med | 0.00 | 0.00 | 0.00 | 0.00 | 0.00 | 0.00 |
| 50E--- | 1120 | 2--- | -- ----- | | 32,000.00 | 2,360.84 | 9,066.53 | 0.00 | 0.00 | 22,933.47 |
| 50E110 | 1125 | 2120 | 00 110000 | Pre K IMRF | 1,900.00 | 381.45 | 2,081.82 | 0.00 | 0.00 | -181.82 |
| 50E210 | 1125 | 2120 | 00 210000 | ROE Pre K IIMRF | 0.00 | 0.00 | 0.00 | 0.00 | 0.00 | 0.00 |
| 50E510 | 1125 | 2120 | 00 510000 | Pre K IMRF | 9,500.00 | 448.19 | 894.35 | 0.00 | 0.00 | 8,605.65 |
| 50E110 | 1125 | 2130 | 00 110000 | Pre K FICA | 850.00 | 292.60 | 1,440.89 | 0.00 | 0.00 | -590.89 |
| 50E210 | 1125 | 2130 | 00 210000 | ROE Pre K FICA | 0.00 | 0.00 | 0.00 | 0.00 | 0.00 | 0.00 |
| 50E510 | 1125 | 2130 | 00 510000 | Pre K FICA | 6,000.00 | 316.08 | 624.28 | 0.00 | 0.00 | 5,375.72 |
| 50E110 | 1125 | 2140 | 00 110000 | Pre K Medicare | 850.00 | 68.43 | 751.33 | 0.00 | 0.00 | 98.67 |
| 50E210 | 1125 | 2140 | 00 210000 | ROE Pre K Medicare | 0.00 | 0.00 | 0.00 | 0.00 | 0.00 | 0.00 |
| 50E510 | 1125 | 2140 | 00 510000 | Pre K Medicare | 3,650.00 | 316.05 | 624.82 | 0.00 | 0.00 | 3,025.18 |
| 50E--- | 1125 | 2--- | -- ----- | | 22,750.00 | 1,822.80 | 6,417.49 | 0.00 | 0.00 | 16,332.51 |
| 50E050 | 1130 | 2120 | 00 000000 | RCMS IMRF | 5,500.00 | 235.42 | 470.84 | 0.00 | 0.00 | 5,029.16 |
| 50E050 | 1130 | 2130 | 00 000000 | RCMS FICA | 3,200.00 | 167.00 | 334.00 | 0.00 | 0.00 | 2,866.00 |
| 50E050 | 1130 | 2140 | 00 000000 | RCMS Medicare | 27,500.00 | 2,031.71 | 7,737.29 | 0.00 | 0.00 | 19,762.71 |
| 50E160 | 1130 | 2140 | 00 160000 | Ed Jobs Fund Med | 0.00 | 0.00 | 0.00 | 0.00 | 0.00 | 0.00 |
| 50E--- | 1130 | 2--- | -- ----- | | 36,200.00 | 2,434.13 | 8,542.13 | 0.00 | 0.00 | 27,657.87 |
| 50E570 | 1140 | 2120 | 00 570000 | Reading Improv IMRF Prior | 5.00 | 0.00 | 0.00 | 0.00 | 0.00 | 5.00 |
| 50E570 | 1140 | 2130 | 00 570000 | Reading Improv FICA Prior | 0.00 | 0.00 | 0.00 | 0.00 | 0.00 | 0.00 |
| 50E--- | 1140 | 2--- | -- ----- | | 5.00 | 0.00 | 0.00 | 0.00 | 0.00 | 5.00 |
| 50E530 | 1170 | 2120 | 00 530000 | TITLE II IMRF | 0.00 | 0.00 | 0.00 | 0.00 | 0.00 | 0.00 |
| 50E530 | 1170 | 2130 | 00 530000 | Title II FICA | 0.00 | 0.00 | 0.00 | 0.00 | 0.00 | 0.00 |
| 50E330 | 1170 | 2140 | 00 330000 | Title II Teach Qual MED | 180.00 | 0.00 | 171.04 | 0.00 | 0.00 | 8.96 |
| 50E530 | 1170 | 2140 | 00 530000 | Title II Med | 1,600.00 | 96.68 | 192.58 | 0.00 | 0.00 | 1,407.42 |

| Account Level | | | | 2023-24 | October 2023-24 | 2023-24 | 2023-24 | Encumbered | 2023-24 | |
|---------------|------|------|----|-------------|------------------------|------------------|---------------|----------------|---------|-----------------|
| FDTLOC | FUNC | OBJ | SJ | Description | Budget | Monthly Activity | FYTD Activity | Batch Activity | Amount | Available Funds |
| 50E--- | 1170 | 2--- | -- | ----- | 1,780.00 | 96.68 | 363.62 | 0.00 | 0.00 | 1,416.38 |
| 50E140 | 1203 | 2120 | 00 | 140000 | EMH Aide/Asst IMRF | 0.00 | 0.00 | 0.00 | 0.00 | 0.00 |
| 50E140 | 1203 | 2130 | 00 | 140000 | EMH Aide/Asst FICA | 0.00 | 0.00 | 0.00 | 0.00 | 0.00 |
| 50E140 | 1203 | 2140 | 00 | 140000 | EMH Medicare | 0.00 | 0.00 | 0.00 | 0.00 | 0.00 |
| 50E--- | 1203 | 2--- | -- | ----- | 0.00 | 0.00 | 0.00 | 0.00 | 0.00 | 0.00 |
| 50E140 | 1204 | 2120 | 00 | 140000 | Prsnl Aide/Ast IMRF | 23,000.00 | 2,237.90 | 6,391.93 | 0.00 | 16,608.07 |
| 50E140 | 1204 | 2130 | 00 | 140000 | Prsnl Aide/Ast FICA | 16,000.00 | 1,662.56 | 4,583.31 | 0.00 | 11,416.69 |
| 50E140 | 1204 | 2140 | 00 | 140000 | Prsnl Aide/Ast Med | 3,650.00 | 388.81 | 1,071.84 | 0.00 | 2,578.16 |
| 50E--- | 1204 | 2--- | -- | ----- | 42,650.00 | 4,289.27 | 12,047.08 | 0.00 | 0.00 | 30,602.92 |
| 50E140 | 1205 | 2120 | 00 | 140000 | LD Aide/Asst IMRF | 0.00 | 0.00 | 0.00 | 0.00 | 0.00 |
| 50E140 | 1205 | 2130 | 00 | 140000 | LD Aide/Asst FICA | 0.00 | 0.00 | 0.00 | 0.00 | 0.00 |
| 50E140 | 1205 | 2140 | 00 | 140000 | LD Medicare | 4,700.00 | 311.99 | 1,163.85 | 0.00 | 3,536.15 |
| 50E--- | 1205 | 2--- | -- | ----- | 4,700.00 | 311.99 | 1,163.85 | 0.00 | 0.00 | 3,536.15 |
| 50E280 | 1206 | 2120 | 00 | 280000 | Visual Aide IMRF | 0.00 | 0.00 | 0.00 | 0.00 | 0.00 |
| 50E280 | 1206 | 2130 | 00 | 280000 | Visual Aide FICA | 0.00 | 0.00 | 0.00 | 0.00 | 0.00 |
| 50E--- | 1206 | 2--- | -- | ----- | 0.00 | 0.00 | 0.00 | 0.00 | 0.00 | 0.00 |
| 50E280 | 1213 | 2130 | 00 | 280000 | Homebound FICA | 0.00 | 0.00 | 0.00 | 0.00 | 0.00 |
| 50E280 | 1213 | 2140 | 00 | 280000 | Homebound Medicare | 525.00 | 25.68 | 66.80 | 0.00 | 458.20 |
| 50E--- | 1213 | 2--- | -- | ----- | 525.00 | 25.68 | 66.80 | 0.00 | 0.00 | 458.20 |
| 50E140 | 1216 | 2120 | 00 | 140000 | Autism IMRF | 0.00 | 0.00 | 0.00 | 0.00 | 0.00 |
| 50E280 | 1216 | 2120 | 00 | 280000 | Autism IMRF | 2,850.00 | 159.54 | 637.79 | 0.00 | 2,212.21 |
| 50E140 | 1216 | 2130 | 00 | 140000 | Autism FICA | 0.00 | 0.00 | 0.00 | 0.00 | 0.00 |
| 50E280 | 1216 | 2130 | 00 | 280000 | Autism FICA | 2,100.00 | 117.67 | 449.75 | 0.00 | 1,650.25 |
| 50E140 | 1216 | 2140 | 00 | 140000 | Autism Med | 0.00 | 0.00 | 0.00 | 0.00 | 0.00 |
| 50E280 | 1216 | 2140 | 00 | 280000 | Autism Med | 525.00 | 27.52 | 105.16 | 0.00 | 419.84 |
| 50E--- | 1216 | 2--- | -- | ----- | 5,475.00 | 304.73 | 1,192.70 | 0.00 | 0.00 | 4,282.30 |
| 50E140 | 1220 | 2120 | 00 | 140000 | EMH/LD Aide/Asst IMRF | 28,500.00 | 1,036.20 | 4,521.29 | 0.00 | 23,978.71 |
| 50E140 | 1220 | 2130 | 00 | 140000 | EMH/LD Aide/Asst FICA | 11,500.00 | 712.09 | 3,119.68 | 0.00 | 8,380.32 |
| 50E140 | 1220 | 2140 | 00 | 140000 | EMH/LD Medicare | 11,500.00 | 943.62 | 3,608.97 | 0.00 | 7,891.03 |
| 50E--- | 1220 | 2--- | -- | ----- | 51,500.00 | 2,691.91 | 11,249.94 | 0.00 | 0.00 | 40,250.06 |
| 50E100 | 1250 | 2120 | 00 | 100000 | Title I IMRF | 6,300.00 | 1,478.51 | 8,147.89 | 0.00 | -1,847.89 |
| 50E500 | 1250 | 2120 | 00 | 500000 | Title I IMRF Prior | 70,000.00 | 1,670.81 | 3,326.93 | 0.00 | 66,673.07 |
| 50E100 | 1250 | 2130 | 00 | 100000 | Title I FICA | 3,400.00 | 964.65 | 5,291.95 | 0.00 | -1,891.95 |
| 50E500 | 1250 | 2130 | 00 | 500000 | Title I FICA Prior | 21,000.00 | 1,180.84 | 2,377.39 | 0.00 | 18,622.61 |
| 50E100 | 1250 | 2140 | 00 | 100000 | Title I Medicare | 1,300.00 | 233.76 | 1,766.81 | 0.00 | -466.81 |
| 50E500 | 1250 | 2140 | 00 | 500000 | Title I Medicare Prior | 6,300.00 | 344.16 | 762.08 | 0.00 | 5,537.92 |
| 50E--- | 1250 | 2--- | -- | ----- | 108,300.00 | 5,872.73 | 21,673.05 | 0.00 | 0.00 | 86,626.95 |
| 50E360 | 1275 | 2120 | 00 | 360000 | Jump Start IMRF | 0.00 | 0.00 | 0.00 | 0.00 | 0.00 |
| 50E360 | 1275 | 2130 | 00 | 360000 | Jump Start FICA | 0.00 | 0.00 | 0.00 | 0.00 | 0.00 |
| 50E360 | 1275 | 2140 | 00 | 360000 | Jump Start Medicare | 0.00 | 0.00 | 0.00 | 0.00 | 0.00 |

| Account Level | | | | 2023-24 | October 2023-24 | 2023-24 | 2023-24 | Encumbered | 2023-24 | |
|---------------|------|------|----|-------------|-----------------|------------------|---------------|----------------|---------|-----------------|
| FDTLOC | FUNC | OBJ | SJ | Description | Budget | Monthly Activity | FYTD Activity | Batch Activity | Amount | Available Funds |
| 50E--- | 1275 | 2--- | -- | ----- | 0.00 | 0.00 | 0.00 | 0.00 | 0.00 | 0.00 |
| 50E050 | 1400 | 2120 | 00 | 000000 | 0.00 | 0.00 | 0.00 | 0.00 | 0.00 | 0.00 |
| 50E390 | 1400 | 2120 | 00 | 390000 | 0.00 | 0.00 | 0.00 | 0.00 | 0.00 | 0.00 |
| 50E050 | 1400 | 2130 | 00 | 000000 | 800.00 | 0.00 | 0.00 | 0.00 | 0.00 | 800.00 |
| 50E390 | 1400 | 2130 | 00 | 390000 | 0.00 | 0.00 | 0.00 | 0.00 | 0.00 | 0.00 |
| 50E050 | 1400 | 2140 | 00 | 000000 | 9,500.00 | 708.22 | 2,785.22 | 0.00 | 0.00 | 6,714.78 |
| 50E390 | 1400 | 2140 | 00 | 390000 | 100.00 | 5.99 | 13.94 | 0.00 | 0.00 | 86.06 |
| 50E480 | 1400 | 2140 | 00 | 480000 | 375.00 | 40.17 | 40.17 | 0.00 | 0.00 | 334.83 |
| 50E490 | 1400 | 2140 | 00 | 490000 | 0.00 | 0.00 | 0.00 | 0.00 | 0.00 | 0.00 |
| 50E--- | 1400 | 2--- | -- | ----- | 10,775.00 | 754.38 | 2,839.33 | 0.00 | 0.00 | 7,935.67 |
| 50E410 | 1459 | 2120 | 00 | 410000 | 14,500.00 | 1,217.75 | 3,557.77 | 0.00 | 0.00 | 10,942.23 |
| 50E410 | 1459 | 2130 | 00 | 410000 | 12,500.00 | 863.19 | 2,521.19 | 0.00 | 0.00 | 9,978.81 |
| 50E410 | 1459 | 2140 | 00 | 410000 | 2,500.00 | 201.88 | 589.66 | 0.00 | 0.00 | 1,910.34 |
| 50E--- | 1459 | 2--- | -- | ----- | 29,500.00 | 2,282.82 | 6,668.62 | 0.00 | 0.00 | 22,831.38 |
| 50E050 | 1500 | 2120 | 00 | 000000 | 50.00 | 0.00 | 0.00 | 0.00 | 0.00 | 50.00 |
| 50E050 | 1500 | 2130 | 00 | 000000 | 25.00 | 0.00 | 0.00 | 0.00 | 0.00 | 25.00 |
| 50E050 | 1500 | 2140 | 00 | 000000 | 165.00 | 7.79 | 27.44 | 0.00 | 0.00 | 137.56 |
| 50E--- | 1500 | 2--- | -- | ----- | 240.00 | 7.79 | 27.44 | 0.00 | 0.00 | 212.56 |
| 50E050 | 1505 | 2140 | 00 | 000000 | 40.00 | 2.66 | 10.44 | 0.00 | 0.00 | 29.56 |
| 50E--- | 1505 | 2--- | -- | ----- | 40.00 | 2.66 | 10.44 | 0.00 | 0.00 | 29.56 |
| 50E050 | 1509 | 2140 | 00 | 000000 | 85.00 | 0.00 | 0.00 | 0.00 | 0.00 | 85.00 |
| 50E--- | 1509 | 2--- | -- | ----- | 85.00 | 0.00 | 0.00 | 0.00 | 0.00 | 85.00 |
| 50E050 | 1510 | 2120 | 00 | 000000 | 315.00 | 0.00 | 0.00 | 0.00 | 0.00 | 315.00 |
| 50E050 | 1510 | 2130 | 00 | 000000 | 265.00 | 0.00 | 0.00 | 0.00 | 0.00 | 265.00 |
| 50E050 | 1510 | 2140 | 00 | 000000 | 105.00 | 0.00 | 0.00 | 0.00 | 0.00 | 105.00 |
| 50E--- | 1510 | 2--- | -- | ----- | 685.00 | 0.00 | 0.00 | 0.00 | 0.00 | 685.00 |
| 50E050 | 1511 | 2120 | 00 | 000000 | 0.00 | 0.00 | 0.00 | 0.00 | 0.00 | 0.00 |
| 50E050 | 1511 | 2130 | 00 | 000000 | 40.00 | 0.00 | 0.00 | 0.00 | 0.00 | 40.00 |
| 50E050 | 1511 | 2140 | 00 | 000000 | 90.00 | 0.00 | 0.00 | 0.00 | 0.00 | 90.00 |
| 50E--- | 1511 | 2--- | -- | ----- | 130.00 | 0.00 | 0.00 | 0.00 | 0.00 | 130.00 |
| 50E050 | 1512 | 2120 | 00 | 000000 | 0.00 | 0.00 | 0.00 | 0.00 | 0.00 | 0.00 |
| 50E050 | 1512 | 2130 | 00 | 000000 | 0.00 | 0.00 | 0.00 | 0.00 | 0.00 | 0.00 |
| 50E050 | 1512 | 2140 | 00 | 000000 | 130.00 | 0.46 | 49.74 | 0.00 | 0.00 | 80.26 |
| 50E--- | 1512 | 2--- | -- | ----- | 130.00 | 0.46 | 49.74 | 0.00 | 0.00 | 80.26 |
| 50E050 | 1513 | 2120 | 00 | 000000 | 0.00 | 0.00 | 0.00 | 0.00 | 0.00 | 0.00 |
| 50E050 | 1513 | 2130 | 00 | 000000 | 0.00 | 0.00 | 0.00 | 0.00 | 0.00 | 0.00 |
| 50E050 | 1513 | 2140 | 00 | 000000 | 0.00 | 0.00 | 0.00 | 0.00 | 0.00 | 0.00 |
| 50E--- | 1513 | 2--- | -- | ----- | 0.00 | 0.00 | 0.00 | 0.00 | 0.00 | 0.00 |
| 50E050 | 1520 | 2130 | 00 | 000000 | 290.00 | 0.00 | 0.00 | 0.00 | 0.00 | 290.00 |
| 50E050 | 1520 | 2140 | 00 | 000000 | 75.00 | 0.00 | 0.00 | 0.00 | 0.00 | 75.00 |

| Account Level | | | | 2023-24 | October 2023-24 | 2023-24 | 2023-24 | Encumbered | 2023-24 | |
|---------------|------|------|----|-------------|-----------------|------------------|---------------|----------------|---------|-----------------|
| FDTLOC | FUNC | OBJ | SJ | Description | Budget | Monthly Activity | FYTD Activity | Batch Activity | Amount | Available Funds |
| 50E--- | 1520 | 2--- | -- | ----- | 365.00 | 0.00 | 0.00 | 0.00 | 0.00 | 365.00 |
| 50E050 | 1521 | 2120 | 00 | 000000 | 30.00 | 0.00 | 0.00 | 0.00 | 0.00 | 30.00 |
| 50E050 | 1521 | 2130 | 00 | 000000 | 265.00 | 0.00 | 5.58 | 0.00 | 0.00 | 259.42 |
| 50E050 | 1521 | 2140 | 00 | 000000 | 160.00 | 0.00 | 1.21 | 0.00 | 0.00 | 158.79 |
| 50E--- | 1521 | 2--- | -- | ----- | 455.00 | 0.00 | 6.79 | 0.00 | 0.00 | 448.21 |
| 50E050 | 1522 | 2120 | 00 | 000000 | 55.00 | 0.00 | 0.00 | 0.00 | 0.00 | 55.00 |
| 50E050 | 1522 | 2130 | 00 | 000000 | 135.00 | 0.00 | 0.00 | 0.00 | 0.00 | 135.00 |
| 50E050 | 1522 | 2140 | 00 | 000000 | 265.00 | 0.00 | 0.00 | 0.00 | 0.00 | 265.00 |
| 50E--- | 1522 | 2--- | -- | ----- | 455.00 | 0.00 | 0.00 | 0.00 | 0.00 | 455.00 |
| 50E050 | 1523 | 2120 | 00 | 000000 | 0.00 | 0.00 | 4.72 | 0.00 | 0.00 | -4.72 |
| 50E050 | 1523 | 2130 | 00 | 000000 | 450.00 | 0.00 | 3.28 | 0.00 | 0.00 | 446.72 |
| 50E050 | 1523 | 2140 | 00 | 000000 | 235.00 | 0.00 | 0.77 | 0.00 | 0.00 | 234.23 |
| 50E--- | 1523 | 2--- | -- | ----- | 685.00 | 0.00 | 8.77 | 0.00 | 0.00 | 676.23 |
| 50E050 | 1524 | 2120 | 00 | 000000 | 0.00 | 0.00 | 0.00 | 0.00 | 0.00 | 0.00 |
| 50E050 | 1524 | 2130 | 00 | 000000 | 65.00 | 0.00 | 0.00 | 0.00 | 0.00 | 65.00 |
| 50E050 | 1524 | 2140 | 00 | 000000 | 210.00 | 0.00 | 0.00 | 0.00 | 0.00 | 210.00 |
| 50E--- | 1524 | 2--- | -- | ----- | 275.00 | 0.00 | 0.00 | 0.00 | 0.00 | 275.00 |
| 50E050 | 1525 | 2120 | 00 | 000000 | 0.00 | 0.00 | 0.00 | 0.00 | 0.00 | 0.00 |
| 50E050 | 1525 | 2130 | 00 | 000000 | 525.00 | 0.00 | 0.00 | 0.00 | 0.00 | 525.00 |
| 50E050 | 1525 | 2140 | 00 | 000000 | 130.00 | 0.00 | 0.00 | 0.00 | 0.00 | 130.00 |
| 50E--- | 1525 | 2--- | -- | ----- | 655.00 | 0.00 | 0.00 | 0.00 | 0.00 | 655.00 |
| 50E050 | 1530 | 2130 | 00 | 000000 | 370.00 | 0.00 | 0.00 | 0.00 | 0.00 | 370.00 |
| 50E050 | 1530 | 2140 | 00 | 000000 | 90.00 | 0.00 | 0.00 | 0.00 | 0.00 | 90.00 |
| 50E--- | 1530 | 2--- | -- | ----- | 460.00 | 0.00 | 0.00 | 0.00 | 0.00 | 460.00 |
| 50E050 | 1531 | 2120 | 00 | 000000 | 105.00 | 30.09 | 30.09 | 0.00 | 0.00 | 74.91 |
| 50E050 | 1531 | 2130 | 00 | 000000 | 790.00 | 35.02 | 44.51 | 0.00 | 0.00 | 745.49 |
| 50E050 | 1531 | 2140 | 00 | 000000 | 525.00 | 10.22 | 25.15 | 0.00 | 0.00 | 499.85 |
| 50E--- | 1531 | 2--- | -- | ----- | 1,420.00 | 75.33 | 99.75 | 0.00 | 0.00 | 1,320.25 |
| 50E050 | 1532 | 2120 | 00 | 000000 | 160.00 | 0.00 | 0.00 | 0.00 | 0.00 | 160.00 |
| 50E050 | 1532 | 2130 | 00 | 000000 | 265.00 | 0.00 | 0.00 | 0.00 | 0.00 | 265.00 |
| 50E050 | 1532 | 2140 | 00 | 000000 | 315.00 | 0.00 | 0.00 | 0.00 | 0.00 | 315.00 |
| 50E--- | 1532 | 2--- | -- | ----- | 740.00 | 0.00 | 0.00 | 0.00 | 0.00 | 740.00 |
| 50E050 | 1533 | 2120 | 00 | 000000 | 55.00 | 0.00 | 0.00 | 0.00 | 0.00 | 55.00 |
| 50E050 | 1533 | 2130 | 00 | 000000 | 125.00 | 0.00 | 0.00 | 0.00 | 0.00 | 125.00 |
| 50E050 | 1533 | 2140 | 00 | 000000 | 315.00 | 0.00 | 7.05 | 0.00 | 0.00 | 307.95 |
| 50E--- | 1533 | 2--- | -- | ----- | 495.00 | 0.00 | 7.05 | 0.00 | 0.00 | 487.95 |
| 50E050 | 1534 | 2120 | 00 | 000000 | 0.00 | 0.00 | 0.00 | 0.00 | 0.00 | 0.00 |
| 50E050 | 1534 | 2130 | 00 | 000000 | 55.00 | 0.00 | 0.00 | 0.00 | 0.00 | 55.00 |
| 50E050 | 1534 | 2140 | 00 | 000000 | 160.00 | 0.00 | 0.00 | 0.00 | 0.00 | 160.00 |
| 50E--- | 1534 | 2--- | -- | ----- | 215.00 | 0.00 | 0.00 | 0.00 | 0.00 | 215.00 |

| Account Level | | | | 2023-24 | October 2023-24 | 2023-24 | 2023-24 | Encumbered | 2023-24 | |
|---------------|------|------|-----------|---------------------------------|-----------------|------------------|---------------|----------------|---------|-----------------|
| FDTLOC | FUNC | OBJ | SJ | Description | Budget | Monthly Activity | FYTD Activity | Batch Activity | Amount | Available Funds |
| 50E050 | 1536 | 2130 | 00 000000 | RCHS Soccer Coach FICA | 630.00 | 0.00 | 0.00 | 0.00 | 0.00 | 630.00 |
| 50E050 | 1536 | 2140 | 00 000000 | RCHS Soccer Coach Med | 160.00 | 0.00 | 0.00 | 0.00 | 0.00 | 160.00 |
| 50E--- | 1536 | 2--- | -- ----- | | 790.00 | 0.00 | 0.00 | 0.00 | 0.00 | 790.00 |
| 50E050 | 1537 | 2130 | 00 000000 | HS Bass Fishing FICA | 160.00 | 0.00 | 0.00 | 0.00 | 0.00 | 160.00 |
| 50E050 | 1537 | 2140 | 00 000000 | HS Bass Fishing Medicare | 40.00 | 0.00 | 0.00 | 0.00 | 0.00 | 40.00 |
| 50E--- | 1537 | 2--- | -- ----- | | 200.00 | 0.00 | 0.00 | 0.00 | 0.00 | 200.00 |
| 50E040 | 1540 | 2130 | 00 000000 | RCMS AD FICA | 0.00 | 0.00 | 0.00 | 0.00 | 0.00 | 0.00 |
| 50E040 | 1540 | 2140 | 00 000000 | RCMS AD Med | 80.00 | 3.54 | 12.34 | 0.00 | 0.00 | 67.66 |
| 50E--- | 1540 | 2--- | -- ----- | | 80.00 | 3.54 | 12.34 | 0.00 | 0.00 | 67.66 |
| 50E040 | 1550 | 2130 | 00 000000 | RCMS Chrldr Spons FICA | 290.00 | 0.00 | 0.00 | 0.00 | 0.00 | 290.00 |
| 50E040 | 1550 | 2140 | 00 000000 | RCMS Cheerleader Medicare | 75.00 | 0.00 | 0.00 | 0.00 | 0.00 | 75.00 |
| 50E--- | 1550 | 2--- | -- ----- | | 365.00 | 0.00 | 0.00 | 0.00 | 0.00 | 365.00 |
| 50E040 | 1551 | 2120 | 00 000000 | RCMS X-Country IMRF | 0.00 | 0.00 | 0.00 | 0.00 | 0.00 | 0.00 |
| 50E040 | 1551 | 2130 | 00 000000 | RCMS X-Country FICA | 65.00 | 35.70 | 35.70 | 0.00 | 0.00 | 29.30 |
| 50E040 | 1551 | 2140 | 00 000000 | RCMS X-Country Medicare | 65.00 | 66.05 | 66.05 | 0.00 | 0.00 | -1.05 |
| 50E--- | 1551 | 2--- | -- ----- | | 130.00 | 101.75 | 101.75 | 0.00 | 0.00 | 28.25 |
| 50E040 | 1552 | 2130 | 00 000000 | | 0.00 | 0.00 | 0.00 | 0.00 | 0.00 | 0.00 |
| 50E040 | 1552 | 2140 | 00 000000 | RCMS Baseball Medicare | 55.00 | 33.76 | 33.76 | 0.00 | 0.00 | 21.24 |
| 50E--- | 1552 | 2--- | -- ----- | | 55.00 | 33.76 | 33.76 | 0.00 | 0.00 | 21.24 |
| 50E040 | 1553 | 2140 | 00 000000 | RCMS Softball Medicare | 55.00 | 47.48 | 47.48 | 0.00 | 0.00 | 7.52 |
| 50E--- | 1553 | 2--- | -- ----- | | 55.00 | 47.48 | 47.48 | 0.00 | 0.00 | 7.52 |
| 50E040 | 1560 | 2120 | 00 000000 | RCMS Girls Basketball IMRF | 265.00 | 0.00 | 0.00 | 0.00 | 0.00 | 265.00 |
| 50E040 | 1560 | 2130 | 00 000000 | RCMS Girls Basketball FICA | 265.00 | 0.00 | 0.00 | 0.00 | 0.00 | 265.00 |
| 50E040 | 1560 | 2140 | 00 000000 | RCMS Girls Basketball Medicare | 130.00 | 0.00 | 0.00 | 0.00 | 0.00 | 130.00 |
| 50E--- | 1560 | 2--- | -- ----- | | 660.00 | 0.00 | 0.00 | 0.00 | 0.00 | 660.00 |
| 50E040 | 1561 | 2120 | 00 000000 | RCMS Volleyball Workers IMRF | 0.00 | 0.00 | 0.00 | 0.00 | 0.00 | 0.00 |
| 50E040 | 1561 | 2130 | 00 000000 | RCMS Volleyball Workers FICA | 265.00 | 4.46 | 4.46 | 0.00 | 0.00 | 260.54 |
| 50E040 | 1561 | 2140 | 00 000000 | RCMS Volleyball Medicare | 105.00 | 0.84 | 0.84 | 0.00 | 0.00 | 104.16 |
| 50E--- | 1561 | 2--- | -- ----- | | 370.00 | 5.30 | 5.30 | 0.00 | 0.00 | 364.70 |
| 50E040 | 1562 | 2120 | 00 000000 | RCMS Girls Track IMRF | 55.00 | 0.00 | 0.00 | 0.00 | 0.00 | 55.00 |
| 50E040 | 1562 | 2130 | 00 000000 | RCMS Girls Track FICA | 235.00 | 0.00 | 0.00 | 0.00 | 0.00 | 235.00 |
| 50E040 | 1562 | 2140 | 00 000000 | RCMS Girls Track Med | 210.00 | 0.00 | 0.00 | 0.00 | 0.00 | 210.00 |
| 50E--- | 1562 | 2--- | -- ----- | | 500.00 | 0.00 | 0.00 | 0.00 | 0.00 | 500.00 |
| 50E040 | 1563 | 2120 | 00 000000 | RCMS 6th Girls Basketball IMRF | 20.00 | 0.00 | 0.00 | 0.00 | 0.00 | 20.00 |
| 50E040 | 1563 | 2130 | 00 000000 | RCMS 6th Girls Basketball FICA | 190.00 | 0.00 | 0.00 | 0.00 | 0.00 | 190.00 |
| 50E040 | 1563 | 2140 | 00 000000 | RCMS 6th Girls Basketb Medicare | 55.00 | 0.00 | 0.00 | 0.00 | 0.00 | 55.00 |
| 50E--- | 1563 | 2--- | -- ----- | | 265.00 | 0.00 | 0.00 | 0.00 | 0.00 | 265.00 |
| 50E040 | 1564 | 2120 | 00 000000 | RCMS 6th Boys Basketball IMRF | 25.00 | 0.00 | 0.00 | 0.00 | 0.00 | 25.00 |
| 50E040 | 1564 | 2130 | 00 000000 | RCMS 6th Boys Basketball FICA | 210.00 | 0.00 | 0.00 | 0.00 | 0.00 | 210.00 |
| 50E040 | 1564 | 2140 | 00 000000 | RCMS 6th Boy Basketbl Medicare | 55.00 | 0.00 | 0.00 | 0.00 | 0.00 | 55.00 |

| Account Level | | | | 2023-24 | October 2023-24 | 2023-24 | 2023-24 | Encumbered | 2023-24 | |
|---------------|------|------|----|-------------|--------------------------------|------------------|---------------|----------------|---------|-----------------|
| FDTLOC | FUNC | OBJ | SJ | Description | Budget | Monthly Activity | FYTD Activity | Batch Activity | Amount | Available Funds |
| 50E--- | 1564 | 2--- | -- | ----- | 290.00 | 0.00 | 0.00 | 0.00 | 0.00 | 290.00 |
| 50E040 | 1570 | 2120 | 00 | 000000 | RCMS Boys Basketball IMRF | 525.00 | 0.00 | 0.00 | 0.00 | 525.00 |
| 50E040 | 1570 | 2130 | 00 | 000000 | RCMS Boys Basketball FICA | 525.00 | 0.00 | 0.00 | 0.00 | 525.00 |
| 50E040 | 1570 | 2140 | 00 | 000000 | RCMS Boys Basketball Medicare | 165.00 | 0.00 | 0.00 | 0.00 | 165.00 |
| 50E--- | 1570 | 2--- | -- | ----- | 1,215.00 | 0.00 | 0.00 | 0.00 | 0.00 | 1,215.00 |
| 50E040 | 1571 | 2120 | 00 | 000000 | RCMS Boys Track IMRF | 55.00 | 0.00 | 0.00 | 0.00 | 55.00 |
| 50E040 | 1571 | 2130 | 00 | 000000 | RCMS Boys Track FICA | 525.00 | 0.00 | 0.00 | 0.00 | 525.00 |
| 50E040 | 1571 | 2140 | 00 | 000000 | RCMS Boys Track Medicare | 135.00 | 0.00 | 0.00 | 0.00 | 135.00 |
| 50E--- | 1571 | 2--- | -- | ----- | 715.00 | 0.00 | 0.00 | 0.00 | 0.00 | 715.00 |
| 50E050 | 1572 | 2120 | 00 | 000000 | RCHS Wrestling IMRF | 55.00 | 0.00 | 0.00 | 0.00 | 55.00 |
| 50E050 | 1572 | 2130 | 00 | 000000 | RCHS Wrestling Workers FICA | 525.00 | 0.00 | 0.00 | 0.00 | 525.00 |
| 50E050 | 1572 | 2140 | 00 | 000000 | RCHS Wrestling Medicare | 105.00 | 0.00 | 0.00 | 0.00 | 105.00 |
| 50E--- | 1572 | 2--- | -- | ----- | 685.00 | 0.00 | 0.00 | 0.00 | 0.00 | 685.00 |
| 50E040 | 1575 | 2140 | 00 | 000000 | RCMS Yearbook Sponsor Med | 55.00 | 3.28 | 12.68 | 0.00 | 42.32 |
| 50E--- | 1575 | 2--- | -- | ----- | 55.00 | 3.28 | 12.68 | 0.00 | 0.00 | 42.32 |
| 50E040 | 1576 | 2140 | 00 | 000000 | RCMS Student Council Med | 30.00 | 1.63 | 6.44 | 0.00 | 23.56 |
| 50E--- | 1576 | 2--- | -- | ----- | 30.00 | 1.63 | 6.44 | 0.00 | 0.00 | 23.56 |
| 50E050 | 1580 | 2130 | 00 | 000000 | RCHS Scholar Bowl FICA | 0.00 | 0.00 | 0.00 | 0.00 | 0.00 |
| 50E050 | 1580 | 2140 | 00 | 000000 | RCHS Scholastic Bowl Med | 105.00 | 0.00 | 0.00 | 0.00 | 105.00 |
| 50E--- | 1580 | 2--- | -- | ----- | 105.00 | 0.00 | 0.00 | 0.00 | 0.00 | 105.00 |
| 50E050 | 1581 | 2130 | 00 | 000000 | HS Play FICA | 55.00 | 0.00 | 0.00 | 0.00 | 55.00 |
| 50E050 | 1581 | 2140 | 00 | 000000 | HS Play Medicare | 105.00 | 0.00 | 0.00 | 0.00 | 105.00 |
| 50E--- | 1581 | 2--- | -- | ----- | 160.00 | 0.00 | 0.00 | 0.00 | 0.00 | 160.00 |
| 50E050 | 1582 | 2130 | 00 | 000000 | HS Musical FICA | 160.00 | 0.00 | 0.00 | 0.00 | 160.00 |
| 50E050 | 1582 | 2140 | 00 | 000000 | RCHS Musical Spons Med | 235.00 | 0.00 | 0.00 | 0.00 | 235.00 |
| 50E--- | 1582 | 2--- | -- | ----- | 395.00 | 0.00 | 0.00 | 0.00 | 0.00 | 395.00 |
| 50E050 | 1583 | 2130 | 00 | 000000 | RCHS Marching Band Dir FICA | 105.00 | 0.00 | 0.00 | 0.00 | 105.00 |
| 50E050 | 1583 | 2140 | 00 | 000000 | RCHS Marching Band Dir Med | 210.00 | 9.60 | 91.39 | 0.00 | 118.61 |
| 50E--- | 1583 | 2--- | -- | ----- | 315.00 | 9.60 | 91.39 | 0.00 | 0.00 | 223.61 |
| 50E050 | 1584 | 2140 | 00 | 000000 | RCHS Chorus Sponsor Med | 0.00 | 0.00 | 0.00 | 0.00 | 0.00 |
| 50E--- | 1584 | 2--- | -- | ----- | 0.00 | 0.00 | 0.00 | 0.00 | 0.00 | 0.00 |
| 50E050 | 1585 | 2140 | 00 | 000000 | RCHS Jr Class Sponsor Med | 105.00 | 7.29 | 28.79 | 0.00 | 76.21 |
| 50E--- | 1585 | 2--- | -- | ----- | 105.00 | 7.29 | 28.79 | 0.00 | 0.00 | 76.21 |
| 50E050 | 1586 | 2140 | 00 | 000000 | RCHS Yearbook Sponsor Medicare | 45.00 | 3.21 | 12.50 | 0.00 | 32.50 |
| 50E--- | 1586 | 2--- | -- | ----- | 45.00 | 3.21 | 12.50 | 0.00 | 0.00 | 32.50 |
| 50E050 | 1588 | 2120 | 00 | 000000 | RCHS X-Curr Sprvsn IMRF | 30.00 | 0.00 | 0.00 | 0.00 | 30.00 |
| 50E050 | 1588 | 2130 | 00 | 000000 | RCHS X-Curr Sprvsn FICA | 30.00 | 0.00 | 0.00 | 0.00 | 30.00 |
| 50E050 | 1588 | 2140 | 00 | 000000 | RCHS X-Curr Sprvsn Med | 30.00 | 0.55 | 0.55 | 0.00 | 29.45 |
| 50E--- | 1588 | 2--- | -- | ----- | 90.00 | 0.55 | 0.55 | 0.00 | 0.00 | 89.45 |
| 50E050 | 1589 | 2140 | 00 | 000000 | RCHS Student Council Medicare | 65.00 | 3.72 | 14.62 | 0.00 | 50.38 |

| Account Level | | | | 2023-24 | October 2023-24 | 2023-24 | 2023-24 | Encumbered | 2023-24 | |
|---------------|------|------|----|-------------|-----------------|------------------|---------------|----------------|---------|-----------------|
| FDTLOC | FUNC | OBJ | SJ | Description | Budget | Monthly Activity | FYTD Activity | Batch Activity | Amount | Available Funds |
| 50E--- | 1589 | 2--- | -- | ----- | 65.00 | 3.72 | 14.62 | 0.00 | 0.00 | 50.38 |
| 50E050 | 1590 | 2120 | 00 | 000000 | 675.00 | 49.32 | 172.64 | 0.00 | 0.00 | 502.36 |
| 50E050 | 1590 | 2130 | 00 | 000000 | 365.00 | 34.98 | 122.38 | 0.00 | 0.00 | 242.62 |
| 50E050 | 1590 | 2140 | 00 | 000000 | 95.00 | 8.18 | 28.62 | 0.00 | 0.00 | 66.38 |
| 50E--- | 1590 | 2--- | -- | ----- | 1,135.00 | 92.48 | 323.64 | 0.00 | 0.00 | 811.36 |
| 50E040 | 1591 | 2140 | 00 | 000000 | 65.00 | 4.44 | 17.51 | 0.00 | 0.00 | 47.49 |
| 50E--- | 1591 | 2--- | -- | ----- | 65.00 | 4.44 | 17.51 | 0.00 | 0.00 | 47.49 |
| 50E040 | 1593 | 2140 | 00 | 000000 | 105.00 | 0.00 | 0.00 | 0.00 | 0.00 | 105.00 |
| 50E--- | 1593 | 2--- | -- | ----- | 105.00 | 0.00 | 0.00 | 0.00 | 0.00 | 105.00 |
| 50E040 | 1594 | 2140 | 00 | 000000 | 30.00 | 0.00 | 0.00 | 0.00 | 0.00 | 30.00 |
| 50E--- | 1594 | 2--- | -- | ----- | 30.00 | 0.00 | 0.00 | 0.00 | 0.00 | 30.00 |
| 50E040 | 1598 | 2120 | 00 | 000000 | 10.00 | 0.00 | 0.00 | 0.00 | 0.00 | 10.00 |
| 50E040 | 1598 | 2130 | 00 | 000000 | 10.00 | 0.00 | 0.00 | 0.00 | 0.00 | 10.00 |
| 50E040 | 1598 | 2140 | 00 | 000000 | 10.00 | 0.00 | 0.00 | 0.00 | 0.00 | 10.00 |
| 50E--- | 1598 | 2--- | -- | ----- | 30.00 | 0.00 | 0.00 | 0.00 | 0.00 | 30.00 |
| 50E040 | 1599 | 2140 | 00 | 000000 | 25.00 | 0.00 | 0.00 | 0.00 | 0.00 | 25.00 |
| 50E--- | 1599 | 2--- | -- | ----- | 25.00 | 0.00 | 0.00 | 0.00 | 0.00 | 25.00 |
| 50E050 | 1700 | 2120 | 00 | 000000 | 0.00 | 0.00 | 0.00 | 0.00 | 0.00 | 0.00 |
| 50E050 | 1700 | 2130 | 00 | 000000 | 0.00 | 0.00 | 0.00 | 0.00 | 0.00 | 0.00 |
| 50E050 | 1700 | 2140 | 00 | 000000 | 1,365.00 | 134.35 | 442.07 | 0.00 | 0.00 | 922.93 |
| 50E--- | 1700 | 2--- | -- | ----- | 1,365.00 | 134.35 | 442.07 | 0.00 | 0.00 | 922.93 |
| 50E010 | 1800 | 2120 | 00 | 000000 | 2,100.00 | 8.74 | 415.50 | 0.00 | 0.00 | 1,684.50 |
| 50E010 | 1800 | 2130 | 00 | 000000 | 1,050.00 | 4.22 | 286.85 | 0.00 | 0.00 | 763.15 |
| 50E010 | 1800 | 2140 | 00 | 000000 | 525.00 | 0.98 | 67.10 | 0.00 | 0.00 | 457.90 |
| 50E--- | 1800 | 2--- | -- | ----- | 3,675.00 | 13.94 | 769.45 | 0.00 | 0.00 | 2,905.55 |
| 50E550 | 1900 | 2120 | 00 | 550000 | 0.00 | 0.00 | 0.00 | 0.00 | 0.00 | 0.00 |
| 50E750 | 1900 | 2120 | 00 | 750000 | 10.00 | 0.00 | 0.00 | 0.00 | 0.00 | 10.00 |
| 50E550 | 1900 | 2130 | 00 | 550000 | 0.00 | 0.00 | 0.00 | 0.00 | 0.00 | 0.00 |
| 50E750 | 1900 | 2130 | 00 | 750000 | 0.00 | 0.00 | 0.00 | 0.00 | 0.00 | 0.00 |
| 50E550 | 1900 | 2140 | 00 | 550000 | 0.00 | 0.00 | 0.00 | 0.00 | 0.00 | 0.00 |
| 50E750 | 1900 | 2140 | 00 | 750000 | 0.00 | 0.00 | 0.00 | 0.00 | 0.00 | 0.00 |
| 50E--- | 1900 | 2--- | -- | ----- | 10.00 | 0.00 | 0.00 | 0.00 | 0.00 | 10.00 |
| 50E--- | 1--- | ---- | -- | ----- | 438,405.00 | 29,787.85 | 102,273.17 | 0.00 | 0.00 | 336,131.83 |
| 50E550 | 2110 | 2120 | 00 | 550000 | 0.00 | 0.00 | 0.00 | 0.00 | 0.00 | 0.00 |
| 50E750 | 2110 | 2120 | 00 | 750000 | 0.00 | 0.00 | 0.00 | 0.00 | 0.00 | 0.00 |
| 50E020 | 2110 | 2130 | 00 | 000000 | 0.00 | 0.00 | 0.00 | 0.00 | 0.00 | 0.00 |
| 50E550 | 2110 | 2130 | 00 | 550000 | 0.00 | 0.00 | 0.00 | 0.00 | 0.00 | 0.00 |
| 50E750 | 2110 | 2130 | 00 | 750000 | 0.00 | 0.00 | 0.00 | 0.00 | 0.00 | 0.00 |
| 50E010 | 2110 | 2140 | 00 | 000000 | 525.00 | 0.00 | 0.00 | 0.00 | 0.00 | 525.00 |
| 50E020 | 2110 | 2140 | 00 | 000000 | 0.00 | 0.00 | 0.00 | 0.00 | 0.00 | 0.00 |

| Account Level | | | | 2023-24 | October 2023-24 | 2023-24 | 2023-24 | Encumbered | 2023-24 | |
|---------------|------|------|-----------|--------------------------------|-----------------|------------------|---------------|----------------|---------|-----------------|
| FDTLOC | FUNC | OBJ | SJ | Description | Budget | Monthly Activity | FYTD Activity | Batch Activity | Amount | Available Funds |
| 50E342 | 2110 | 2140 | 00 000000 | ESSER II Social Wrkr Medicare | 100.00 | 0.00 | 23.16 | 0.00 | 0.00 | 76.84 |
| 50E550 | 2110 | 2140 | 00 550000 | TAOEP | 0.00 | 0.00 | 0.00 | 0.00 | 0.00 | 0.00 |
| 50E750 | 2110 | 2140 | 00 750000 | TAOEP Social Worker Med | 0.00 | 0.00 | 0.00 | 0.00 | 0.00 | 0.00 |
| 50E--- | 2110 | 2--- | -- ----- | | 625.00 | 0.00 | 23.16 | 0.00 | 0.00 | 601.84 |
| 50E020 | 2120 | 2120 | 00 000000 | RCES Guid IMRF | 0.00 | 0.00 | 0.00 | 0.00 | 0.00 | 0.00 |
| 50E050 | 2120 | 2120 | 00 000000 | RCHS Guidance IMRF | 3,150.00 | 234.52 | 1,154.54 | 0.00 | 0.00 | 1,995.46 |
| 50E070 | 2120 | 2120 | 00 000000 | 21st Century IMRF | 0.00 | 0.00 | 0.00 | 0.00 | 0.00 | 0.00 |
| 50E020 | 2120 | 2130 | 00 000000 | RCES Guid FICA | 160.00 | 0.00 | 0.00 | 0.00 | 0.00 | 160.00 |
| 50E050 | 2120 | 2130 | 00 000000 | RCHS Guidance FICA | 1,250.00 | 107.54 | 583.72 | 0.00 | 0.00 | 666.28 |
| 50E070 | 2120 | 2130 | 00 000000 | 21st Century IMRF | 0.00 | 0.00 | 0.00 | 0.00 | 0.00 | 0.00 |
| 50E020 | 2120 | 2140 | 00 000000 | RCES Guid Med | 1,600.00 | 112.77 | 440.53 | 0.00 | 0.00 | 1,159.47 |
| 50E040 | 2120 | 2140 | 00 000000 | RCMS Guid Medicare | 1,000.00 | 52.32 | 194.80 | 0.00 | 0.00 | 805.20 |
| 50E050 | 2120 | 2140 | 00 000000 | RCHS Guidance Medicare | 1,900.00 | 211.82 | 724.17 | 0.00 | 0.00 | 1,175.83 |
| 50E070 | 2120 | 2140 | 00 000000 | 21st Century Med | 25.00 | 0.00 | 0.00 | 0.00 | 0.00 | 25.00 |
| 50E342 | 2120 | 2140 | 00 000000 | ESSER II Guidance Medicare | 150.00 | 0.00 | 0.00 | 0.00 | 0.00 | 150.00 |
| 50E470 | 2120 | 2140 | 00 470000 | 21st Century Med | 0.00 | 0.00 | 0.00 | 0.00 | 0.00 | 0.00 |
| 50E--- | 2120 | 2--- | -- ----- | | 9,235.00 | 718.97 | 3,097.76 | 0.00 | 0.00 | 6,137.24 |
| 50E010 | 2130 | 2120 | 00 000000 | District Nurse Aide IMRF | 3,000.00 | 473.72 | 1,875.48 | 0.00 | 0.00 | 1,124.52 |
| 50E342 | 2130 | 2120 | 00 342000 | ESSER II Social Worker IMRF | 100.00 | 0.00 | 0.00 | 0.00 | 0.00 | 100.00 |
| 50E010 | 2130 | 2130 | 00 000000 | District Nurse FICA | 2,100.00 | 329.51 | 1,317.28 | 0.00 | 0.00 | 782.72 |
| 50E342 | 2130 | 2130 | 00 342000 | ESSER II Social Worker FICA | 100.00 | 0.00 | 0.00 | 0.00 | 0.00 | 100.00 |
| 50E010 | 2130 | 2140 | 00 000000 | District Nurse Medicare | 2,500.00 | 227.68 | 865.43 | 0.00 | 0.00 | 1,634.57 |
| 50E342 | 2130 | 2140 | 00 342000 | ESSER II Social Work Medicare | 25.00 | 0.00 | 0.00 | 0.00 | 0.00 | 25.00 |
| 50E--- | 2130 | 2--- | -- ----- | | 7,825.00 | 1,030.91 | 4,058.19 | 0.00 | 0.00 | 3,766.81 |
| 50E140 | 2140 | 2140 | 00 140000 | Psychologist Med | 0.00 | 0.00 | 0.00 | 0.00 | 0.00 | 0.00 |
| 50E--- | 2140 | 2--- | -- ----- | | 0.00 | 0.00 | 0.00 | 0.00 | 0.00 | 0.00 |
| 50E280 | 2150 | 2120 | 00 280000 | District Speech IMRF | 0.00 | 0.00 | 0.00 | 0.00 | 0.00 | 0.00 |
| 50E280 | 2150 | 2130 | 00 280000 | District Speech FICA | 0.00 | 0.00 | 0.00 | 0.00 | 0.00 | 0.00 |
| 50E150 | 2150 | 2140 | 00 150000 | Speech Path Med | 0.00 | 0.00 | 0.00 | 0.00 | 0.00 | 0.00 |
| 50E280 | 2150 | 2140 | 00 280000 | District Speech Medicare | 4,200.00 | 301.06 | 1,205.47 | 0.00 | 0.00 | 2,994.53 |
| 50E--- | 2150 | 2--- | -- ----- | | 4,200.00 | 301.06 | 1,205.47 | 0.00 | 0.00 | 2,994.53 |
| 50E020 | 2190 | 2120 | 00 000000 | RCES Supervision Aide IMRF | 10,000.00 | 961.42 | 2,352.51 | 0.00 | 0.00 | 7,647.49 |
| 50E020 | 2190 | 2130 | 00 000000 | RCES Supervision Aide FICA | 8,500.00 | 691.18 | 1,719.39 | 0.00 | 0.00 | 6,780.61 |
| 50E020 | 2190 | 2140 | 00 000000 | RCES Behavior Intervention Med | 1,500.00 | 208.66 | 495.25 | 0.00 | 0.00 | 1,004.75 |
| 50E--- | 2190 | 2--- | -- ----- | | 20,000.00 | 1,861.26 | 4,567.15 | 0.00 | 0.00 | 15,432.85 |
| 50E070 | 2210 | 2120 | 00 000000 | 21st Century IMRF | 50.00 | 0.00 | 0.00 | 0.00 | 0.00 | 50.00 |
| 50E100 | 2210 | 2120 | 00 100000 | Title I IMRF | 0.00 | 0.00 | 0.00 | 0.00 | 0.00 | 0.00 |
| 50E110 | 2210 | 2120 | 00 110000 | PreK Improv Instr IMRF | 0.00 | 0.00 | 0.00 | 0.00 | 0.00 | 0.00 |
| 50E120 | 2210 | 2120 | 00 120000 | Improv Instruc Laptop IMRF | 0.00 | 0.00 | 0.00 | 0.00 | 0.00 | 0.00 |
| 50E170 | 2210 | 2120 | 00 170000 | Title IV IMRF | 0.00 | 0.00 | 0.00 | 0.00 | 0.00 | 0.00 |

| Account Level | | | | 2023-24 | October 2023-24 | 2023-24 | 2023-24 | Encumbered | 2023-24 | |
|---------------|------|------|----|-------------|--------------------------------|------------------|---------------|----------------|---------|-----------------|
| FDTLOC | FUNC | OBJ | SJ | Description | Budget | Monthly Activity | FYTD Activity | Batch Activity | Amount | Available Funds |
| 50E180 | 2210 | 2120 | 01 | 180000 | RTtT NC IMRF | 0.00 | 0.00 | 0.00 | 0.00 | 0.00 |
| 50E330 | 2210 | 2120 | 00 | 330000 | Title II IMRF | 0.00 | 0.00 | 0.00 | 0.00 | 0.00 |
| 50E340 | 2210 | 2120 | 00 | 340000 | ESSER Prof Development IMRF | 0.00 | 0.00 | 0.00 | 0.00 | 0.00 |
| 50E470 | 2210 | 2120 | 00 | 470000 | 21st Century IMRF | 0.00 | 0.00 | 0.00 | 0.00 | 0.00 |
| 50E500 | 2210 | 2120 | 00 | 500000 | Title I Improv Inst IMRF | 0.00 | 0.00 | 0.00 | 0.00 | 0.00 |
| 50E510 | 2210 | 2120 | 00 | 510000 | PreK Improv Inst IMRF | 0.00 | 0.00 | 0.00 | 0.00 | 0.00 |
| 50E530 | 2210 | 2120 | 00 | 530000 | Title II IMRF | 0.00 | 0.00 | 0.00 | 0.00 | 0.00 |
| 50E070 | 2210 | 2130 | 00 | 000000 | 21st Century FICA | 105.00 | 0.00 | 0.00 | 0.00 | 105.00 |
| 50E100 | 2210 | 2130 | 00 | 100000 | Title I Improv Of Instru FICA | 0.00 | 0.00 | 0.00 | 0.00 | 0.00 |
| 50E110 | 2210 | 2130 | 00 | 110000 | Pre K Imp Inst FICA | 0.00 | 0.00 | 0.00 | 0.00 | 0.00 |
| 50E120 | 2210 | 2130 | 00 | 120000 | Improve Instruc Laptop FICA | 0.00 | 0.00 | 0.00 | 0.00 | 0.00 |
| 50E170 | 2210 | 2130 | 00 | 170000 | Title IV Imp Inst FICA | 0.00 | 0.00 | 0.00 | 0.00 | 0.00 |
| 50E180 | 2210 | 2130 | 00 | 180000 | RTT Improv Inst FICA | 0.00 | 0.00 | 0.00 | 0.00 | 0.00 |
| 50E180 | 2210 | 2130 | 01 | 180000 | RTTT FICA | 0.00 | 0.00 | 0.00 | 0.00 | 0.00 |
| 50E330 | 2210 | 2130 | 00 | 330000 | Title II FICA | 0.00 | 0.00 | 0.00 | 0.00 | 0.00 |
| 50E340 | 2210 | 2130 | 00 | 340000 | ESSER Prof Development FICA | 0.00 | 0.00 | 0.00 | 0.00 | 0.00 |
| 50E470 | 2210 | 2130 | 00 | 470000 | 21st Century FICA | 0.00 | 0.00 | 0.00 | 0.00 | 0.00 |
| 50E500 | 2210 | 2130 | 00 | 500000 | Title I FICA/NC | 0.00 | 0.00 | 0.00 | 0.00 | 0.00 |
| 50E510 | 2210 | 2130 | 00 | 510000 | At Risk Fica/NC | 30.00 | 0.00 | 0.00 | 0.00 | 30.00 |
| 50E530 | 2210 | 2130 | 00 | 530000 | Title II FICA | 0.00 | 0.00 | 0.00 | 0.00 | 0.00 |
| 50E810 | 2210 | 2130 | 00 | 810000 | ROE Flow Thru FICA | 0.00 | 0.00 | 0.00 | 0.00 | 0.00 |
| 50E010 | 2210 | 2140 | 00 | 000000 | Improv of Instru Dist Med | 0.00 | 0.00 | 0.00 | 0.00 | 0.00 |
| 50E060 | 2210 | 2140 | 00 | 000000 | Fine Arts Grant Med | 0.00 | 0.00 | 0.00 | 0.00 | 0.00 |
| 50E070 | 2210 | 2140 | 00 | 000000 | 21st Century Med | 50.00 | 0.00 | 0.00 | 0.00 | 50.00 |
| 50E100 | 2210 | 2140 | 00 | 100000 | Title I Improv Medicare | 0.00 | 0.00 | 15.45 | 0.00 | -15.45 |
| 50E110 | 2210 | 2140 | 00 | 110000 | PreK Improv Instr Med | 0.00 | 0.00 | 0.00 | 0.00 | 0.00 |
| 50E120 | 2210 | 2140 | 00 | 120000 | Improv Instruc Laptop Grant | 0.00 | 0.00 | 0.00 | 0.00 | 0.00 |
| 50E170 | 2210 | 2140 | 00 | 170000 | Title IV SUB MED | 50.00 | 0.00 | 0.00 | 0.00 | 50.00 |
| 50E180 | 2210 | 2140 | 00 | 180000 | RTT Improv Inst Med | 0.00 | 0.00 | 0.00 | 0.00 | 0.00 |
| 50E180 | 2210 | 2140 | 01 | 180000 | RTTT I Mentoring MED | 0.00 | 0.00 | 0.00 | 0.00 | 0.00 |
| 50E270 | 2210 | 2140 | 00 | 270000 | Title I S&A Impr Inst Med | 0.00 | 0.00 | 0.00 | 0.00 | 0.00 |
| 50E330 | 2210 | 2140 | 00 | 330000 | Title II Teach Medicare | 0.00 | 0.00 | 0.00 | 0.00 | 0.00 |
| 50E340 | 2210 | 2140 | 00 | 340000 | ESSER Prof Development Medicar | 0.00 | 0.00 | 6.23 | 0.00 | -6.23 |
| 50E342 | 2210 | 2140 | 00 | 000000 | ESSER II Imp Of Instr Medicare | 600.00 | 0.43 | 348.83 | 0.00 | 251.17 |
| 50E343 | 2210 | 2140 | 00 | 000000 | Instructional Tech Coach Med | 1,000.00 | 66.06 | 66.06 | 0.00 | 933.94 |
| 50E470 | 2210 | 2140 | 00 | 470000 | 21st Century Med | 0.00 | 0.00 | 0.00 | 0.00 | 0.00 |
| 50E480 | 2210 | 2140 | 00 | 480000 | Ag 3 Circles Med | 165.00 | 31.57 | 31.57 | 0.00 | 133.43 |
| 50E490 | 2210 | 2140 | 00 | 490000 | Ag Grant Medicare | 0.00 | 0.00 | 0.00 | 0.00 | 0.00 |
| 50E500 | 2210 | 2140 | 00 | 500000 | Title I Med | 30.00 | 0.00 | 0.00 | 0.00 | 30.00 |
| 50E510 | 2210 | 2140 | 00 | 510000 | At Risk Med | 30.00 | 0.00 | 5.70 | 0.00 | 24.30 |

| Account Level | | | | | 2023-24 | October 2023-24 | 2023-24 | 2023-24 | Encumbered | 2023-24 |
|---------------|------|------|----|-------------|-----------------------------|------------------|---------------|----------------|------------|-----------------|
| FDTLOC | FUNC | OBJ | SJ | Description | Budget | Monthly Activity | FYTD Activity | Batch Activity | Amount | Available Funds |
| 50E530 | 2210 | 2140 | 00 | 530000 | Prior Yr Title II Med | 30.00 | 0.00 | 25.82 | 0.00 | 4.18 |
| 50E570 | 2210 | 2140 | 00 | 570000 | Title IV Improv Instruc Med | 40.00 | 0.00 | 0.00 | 0.00 | 40.00 |
| 50E810 | 2210 | 2140 | 00 | 810000 | Pat Burk Flow Thru MED | 0.00 | 0.00 | 0.00 | 0.00 | 0.00 |
| 50E--- | 2210 | 2--- | -- | ----- | 2,180.00 | 98.06 | 499.66 | 0.00 | 0.00 | 1,680.34 |
| 50E020 | 2220 | 2120 | 00 | 000000 | RCES IMC IMRF | 0.00 | 0.00 | 0.00 | 0.00 | 0.00 |
| 50E040 | 2220 | 2120 | 00 | 000000 | RCMS IMC IMRF | 0.00 | 0.00 | 0.00 | 0.00 | 0.00 |
| 50E050 | 2220 | 2120 | 00 | 000000 | RCHS IMC IMRF | 420.00 | 0.00 | 0.00 | 0.00 | 420.00 |
| 50E020 | 2220 | 2130 | 00 | 000000 | RCES IMC FICA | 0.00 | 0.00 | 0.00 | 0.00 | 0.00 |
| 50E040 | 2220 | 2130 | 00 | 000000 | RCMS IMC FICA | 0.00 | 0.00 | 0.00 | 0.00 | 0.00 |
| 50E050 | 2220 | 2130 | 00 | 000000 | RCHS IMC FICA | 235.00 | 0.00 | 0.00 | 0.00 | 235.00 |
| 50E020 | 2220 | 2140 | 00 | 000000 | RCES IMC Medicare | 1,150.00 | 94.75 | 332.76 | 0.00 | 817.24 |
| 50E040 | 2220 | 2140 | 00 | 000000 | RCMS IMC Medicare | 750.00 | 52.92 | 207.37 | 0.00 | 542.63 |
| 50E050 | 2220 | 2140 | 00 | 000000 | RCHS IMC Medicare | 525.00 | 78.74 | 324.66 | 0.00 | 200.34 |
| 50E--- | 2220 | 2--- | -- | ----- | 3,080.00 | 226.41 | 864.79 | 0.00 | 0.00 | 2,215.21 |
| 50E340 | 2230 | 2140 | 00 | 340000 | ESSER MTSS Medicare | 0.00 | 0.00 | 0.00 | 0.00 | 0.00 |
| 50E--- | 2230 | 2--- | -- | ----- | 0.00 | 0.00 | 0.00 | 0.00 | 0.00 | 0.00 |
| 50E010 | 2310 | 2120 | 00 | 000000 | BOE Treasure/Sec IMRF | 900.00 | 0.00 | 136.32 | 0.00 | 763.68 |
| 50E010 | 2310 | 2130 | 00 | 000000 | BOE Treasure/Sec FICA | 525.00 | 0.00 | 96.72 | 0.00 | 428.28 |
| 50E010 | 2310 | 2140 | 00 | 000000 | BOE Treas/Sec Med | 105.00 | 0.00 | 22.68 | 0.00 | 82.32 |
| 50E--- | 2310 | 2--- | -- | ----- | 1,530.00 | 0.00 | 255.72 | 0.00 | 0.00 | 1,274.28 |
| 50E010 | 2320 | 2120 | 00 | 000000 | Supt Office IMRF | 5,500.00 | 410.86 | 1,551.64 | 0.00 | 3,948.36 |
| 50E010 | 2320 | 2130 | 00 | 000000 | Supt Office FICA | 4,500.00 | 291.46 | 1,100.68 | 0.00 | 3,399.32 |
| 50E010 | 2320 | 2140 | 00 | 000000 | Supt Office Medicare | 4,000.00 | 592.69 | 1,392.74 | 0.00 | 2,607.26 |
| 50E--- | 2320 | 2--- | -- | ----- | 14,000.00 | 1,295.01 | 4,045.06 | 0.00 | 0.00 | 9,954.94 |
| 50E010 | 2330 | 2120 | 00 | 000000 | Asst Supt Sec IMRF | 4,100.00 | 337.86 | 1,250.46 | 0.00 | 2,849.54 |
| 50E070 | 2330 | 2120 | 00 | 000000 | 21st Century Sec IMRF | 235.00 | 0.00 | 0.00 | 0.00 | 235.00 |
| 50E100 | 2330 | 2120 | 00 | 100000 | Title I Admin IMRF | 0.00 | 0.00 | 0.00 | 0.00 | 0.00 |
| 50E110 | 2330 | 2120 | 00 | 110000 | PreK Administrative IMRF | 315.00 | 0.00 | 315.72 | 0.00 | -0.72 |
| 50E470 | 2330 | 2120 | 00 | 470000 | 21st Century IMRF | 0.00 | 0.00 | 0.00 | 0.00 | 0.00 |
| 50E500 | 2330 | 2120 | 00 | 500000 | Title I IMRF | 105.00 | 0.00 | 0.00 | 0.00 | 105.00 |
| 50E510 | 2330 | 2120 | 00 | 510000 | PreK Admin IMRF Prior | 1,800.00 | 181.70 | 363.40 | 0.00 | 1,436.60 |
| 50E010 | 2330 | 2130 | 00 | 000000 | Asst Supt Sec FICA | 3,600.00 | 227.04 | 836.46 | 0.00 | 2,763.54 |
| 50E070 | 2330 | 2130 | 00 | 000000 | 21st Century FICA | 135.00 | 0.00 | 0.00 | 0.00 | 135.00 |
| 50E100 | 2330 | 2130 | 00 | 100000 | Title I Admin FICA | 0.00 | 0.00 | 0.00 | 0.00 | 0.00 |
| 50E110 | 2330 | 2130 | 00 | 110000 | PreK Administrative FICA | 165.00 | 0.00 | 220.40 | 0.00 | -55.40 |
| 50E470 | 2330 | 2130 | 00 | 470000 | 21st Century FICA | 10.00 | 0.00 | 0.00 | 0.00 | 10.00 |
| 50E500 | 2330 | 2130 | 00 | 500000 | Title I FICA | 265.00 | 0.00 | 0.00 | 0.00 | 265.00 |
| 50E510 | 2330 | 2130 | 00 | 510000 | PreK Admin FICA Prior | 1,150.00 | 127.12 | 254.24 | 0.00 | 895.76 |
| 50E010 | 2330 | 2140 | 00 | 000000 | Building & Grounds Dir Med | 3,300.00 | 204.74 | 802.22 | 0.00 | 2,497.78 |
| 50E070 | 2330 | 2140 | 00 | 000000 | 21st Century Med | 105.00 | 10.63 | 10.63 | 0.00 | 94.37 |

| Account Level | | | | 2023-24 | October 2023-24 | 2023-24 | 2023-24 | Encumbered | 2023-24 | |
|---------------|------|------|----|-------------|--------------------------------|------------------|---------------|----------------|---------|-----------------|
| FDTLOC | FUNC | OBJ | SJ | Description | Budget | Monthly Activity | FYTD Activity | Batch Activity | Amount | Available Funds |
| 50E100 | 2330 | 2140 | 00 | 100000 | Title I Adm Medicare | 0.00 | 0.00 | 0.00 | 0.00 | 0.00 |
| 50E110 | 2330 | 2140 | 00 | 110000 | PreK Adm Med | 50.00 | 0.00 | 51.56 | 0.00 | -1.56 |
| 50E345 | 2330 | 2140 | 00 | 345000 | ARP McKin Ven Liaison Medicare | 75.00 | 0.00 | 0.00 | 0.00 | 75.00 |
| 50E470 | 2330 | 2140 | 00 | 470000 | 21st Century Med | 160.00 | 0.00 | 0.00 | 0.00 | 160.00 |
| 50E500 | 2330 | 2140 | 00 | 500000 | Title I Med | 160.00 | 16.86 | 67.44 | 0.00 | 92.56 |
| 50E510 | 2330 | 2140 | 00 | 510000 | PreK Admin Med | 315.00 | 29.74 | 59.48 | 0.00 | 255.52 |
| 50E--- | 2330 | 2--- | -- | ----- | 16,045.00 | 1,135.69 | 4,232.01 | 0.00 | 0.00 | 11,812.99 |
| 50E110 | 2331 | 2120 | 00 | 110000 | PI Sec IMRF | 215.00 | 0.00 | 135.28 | 0.00 | 79.72 |
| 50E280 | 2331 | 2120 | 00 | 280000 | Sp Ed Sec IMRF | 21,000.00 | 247.54 | 971.12 | 0.00 | 20,028.88 |
| 50E510 | 2331 | 2120 | 00 | 510000 | PI Adm Sec IMRF | 950.00 | 77.86 | 155.72 | 0.00 | 794.28 |
| 50E110 | 2331 | 2130 | 00 | 110000 | PI Sec FICA | 125.00 | 0.00 | 94.48 | 0.00 | 30.52 |
| 50E280 | 2331 | 2130 | 00 | 280000 | Sp Ed Sec FICA | 2,100.00 | 173.64 | 681.20 | 0.00 | 1,418.80 |
| 50E510 | 2331 | 2130 | 00 | 510000 | PI Adm Fica | 775.00 | 54.48 | 108.96 | 0.00 | 666.04 |
| 50E110 | 2331 | 2140 | 00 | 110000 | PI Sec Med | 30.00 | 0.00 | 22.08 | 0.00 | 7.92 |
| 50E280 | 2331 | 2140 | 00 | 280000 | Sp Needs Dir Med | 2,250.00 | 204.74 | 810.98 | 0.00 | 1,439.02 |
| 50E510 | 2331 | 2140 | 00 | 510000 | Pre K Adm Sec Med | 210.00 | 12.74 | 25.48 | 0.00 | 184.52 |
| 50E--- | 2331 | 2--- | -- | ----- | 27,655.00 | 771.00 | 3,005.30 | 0.00 | 0.00 | 24,649.70 |
| 50E320 | 2333 | 2140 | 00 | 320000 | Building Grounds Dir Med | 0.00 | 0.00 | 0.00 | 0.00 | 0.00 |
| 50E--- | 2333 | 2--- | -- | ----- | 0.00 | 0.00 | 0.00 | 0.00 | 0.00 | 0.00 |
| 50E015 | 2410 | 2120 | 00 | 000000 | ELC Principal IMRF | 500.00 | 0.00 | 0.00 | 0.00 | 500.00 |
| 50E020 | 2410 | 2120 | 00 | 000000 | RCES Principal IMRF | 5,000.00 | 899.37 | 3,102.39 | 0.00 | 1,897.61 |
| 50E030 | 2410 | 2120 | 00 | 000000 | WRES Prins IMRF | 0.00 | 0.00 | 0.00 | 0.00 | 0.00 |
| 50E040 | 2410 | 2120 | 00 | 000000 | RCMS Principal IMRF | 5,000.00 | 433.75 | 1,664.03 | 0.00 | 3,335.97 |
| 50E050 | 2410 | 2120 | 00 | 000000 | RCHS Principal IMRF | 12,000.00 | 912.35 | 4,114.50 | 0.00 | 7,885.50 |
| 50E015 | 2410 | 2130 | 00 | 000000 | ELC Principal FICA | 500.00 | 0.00 | 0.00 | 0.00 | 500.00 |
| 50E020 | 2410 | 2130 | 00 | 000000 | RCES Principal FICA | 4,500.00 | 629.56 | 2,178.45 | 0.00 | 2,321.55 |
| 50E030 | 2410 | 2130 | 00 | 000000 | WRES Princ FICA | 0.00 | 0.00 | 0.00 | 0.00 | 0.00 |
| 50E040 | 2410 | 2130 | 00 | 000000 | RCMS Principal FICA | 4,000.00 | 300.68 | 1,159.36 | 0.00 | 2,840.64 |
| 50E050 | 2410 | 2130 | 00 | 000000 | RCHS Principal FICA | 10,000.00 | 634.66 | 2,868.25 | 0.00 | 7,131.75 |
| 50E015 | 2410 | 2140 | 00 | 000000 | ELC Principal Medicare | 250.00 | 109.28 | 437.12 | 0.00 | -187.12 |
| 50E020 | 2410 | 2140 | 00 | 000000 | RCES Principal Medicare | 7,500.00 | 381.74 | 1,410.45 | 0.00 | 6,089.55 |
| 50E030 | 2410 | 2140 | 00 | 000000 | WRES Princ MED | 0.00 | 0.00 | 0.00 | 0.00 | 0.00 |
| 50E040 | 2410 | 2140 | 00 | 000000 | RCMS Principal Medicare | 3,600.00 | 273.14 | 1,078.90 | 0.00 | 2,521.10 |
| 50E050 | 2410 | 2140 | 00 | 000000 | RCHS Principal Medicare | 4,200.00 | 359.57 | 1,507.23 | 0.00 | 2,692.77 |
| 50E--- | 2410 | 2--- | -- | ----- | 57,050.00 | 4,934.10 | 19,520.68 | 0.00 | 0.00 | 37,529.32 |
| 50E010 | 2490 | 2140 | 00 | 000000 | Program Suprvr Medicare | 0.00 | 0.00 | 0.00 | 0.00 | 0.00 |
| 50E020 | 2490 | 2140 | 00 | 000000 | RCES Team Leader Medicare | 0.00 | 0.00 | 0.00 | 0.00 | 0.00 |
| 50E040 | 2490 | 2140 | 00 | 000000 | RCMS Team Leader Medicare | 0.00 | 0.00 | 0.00 | 0.00 | 0.00 |
| 50E050 | 2490 | 2140 | 00 | 000000 | RCHS Team leader Medicare | 235.00 | 0.00 | 0.00 | 0.00 | 235.00 |
| 50E--- | 2490 | 2--- | -- | ----- | 235.00 | 0.00 | 0.00 | 0.00 | 0.00 | 235.00 |

| Account Level | | | | 2023-24 | October 2023-24 | 2023-24 | 2023-24 | Encumbered | 2023-24 | |
|---------------|------|------|-----------|-----------------------------|-----------------|------------------|---------------|----------------|---------|-----------------|
| FDTLOC | FUNC | OBJ | SJ | Description | Budget | Monthly Activity | FYTD Activity | Batch Activity | Amount | Available Funds |
| 50E010 | 2520 | 2120 | 00 000000 | Fiscal Service IMRF | 11,000.00 | 792.52 | 2,982.76 | 0.00 | 0.00 | 8,017.24 |
| 50E010 | 2520 | 2130 | 00 000000 | Fiscal Services FICA | 9,500.00 | 470.16 | 1,747.74 | 0.00 | 0.00 | 7,752.26 |
| 50E010 | 2520 | 2140 | 00 000000 | Fiscal Serv Med | 1,800.00 | 109.94 | 408.68 | 0.00 | 0.00 | 1,391.32 |
| 50E--- | 2520 | 2--- | -- ----- | | 22,300.00 | 1,372.62 | 5,139.18 | 0.00 | 0.00 | 17,160.82 |
| 50E010 | 2540 | 2120 | 00 000000 | IMRF | 105.00 | 0.00 | 0.00 | 0.00 | 0.00 | 105.00 |
| 50E015 | 2540 | 2120 | 00 000000 | ELC Custodian IMRF | 4,000.00 | 255.26 | 707.16 | 0.00 | 0.00 | 3,292.84 |
| 50E020 | 2540 | 2120 | 00 000000 | RCES Cust IMRF | 25,000.00 | 1,645.73 | 6,579.63 | 0.00 | 0.00 | 18,420.37 |
| 50E030 | 2540 | 2120 | 00 000000 | WRES Cust IMRF | 0.00 | 0.00 | 0.00 | 0.00 | 0.00 | 0.00 |
| 50E040 | 2540 | 2120 | 00 000000 | RCMS Custodial IMRF | 17,000.00 | 1,257.44 | 4,954.34 | 0.00 | 0.00 | 12,045.66 |
| 50E050 | 2540 | 2120 | 00 000000 | RCHS Custodial IMRF | 35,000.00 | 2,101.69 | 8,489.34 | 0.00 | 0.00 | 26,510.66 |
| 50E010 | 2540 | 2130 | 00 000000 | FICA | 0.00 | 0.00 | 0.00 | 0.00 | 0.00 | 0.00 |
| 50E015 | 2540 | 2130 | 00 000000 | ELC Custodian FICA | 3,500.00 | 178.79 | 495.94 | 0.00 | 0.00 | 3,004.06 |
| 50E020 | 2540 | 2130 | 00 000000 | RCES Cust FICA | 21,000.00 | 1,100.54 | 4,446.05 | 0.00 | 0.00 | 16,553.95 |
| 50E030 | 2540 | 2130 | 00 000000 | WRES Cust FICA | 0.00 | 0.00 | 0.00 | 0.00 | 0.00 | 0.00 |
| 50E040 | 2540 | 2130 | 00 000000 | RCMS Custodial FICA | 15,000.00 | 817.70 | 3,154.20 | 0.00 | 0.00 | 11,845.80 |
| 50E050 | 2540 | 2130 | 00 000000 | RCHS Custodial FICA | 30,000.00 | 1,483.28 | 5,807.96 | 0.00 | 0.00 | 24,192.04 |
| 50E010 | 2540 | 2140 | 00 000000 | MEDICARE | 0.00 | 0.00 | 0.00 | 0.00 | 0.00 | 0.00 |
| 50E015 | 2540 | 2140 | 00 000000 | ELC Custodian Medicare | 750.00 | 41.81 | 115.98 | 0.00 | 0.00 | 634.02 |
| 50E020 | 2540 | 2140 | 00 000000 | RCES Cust Med | 3,000.00 | 257.38 | 1,037.24 | 0.00 | 0.00 | 1,962.76 |
| 50E030 | 2540 | 2140 | 00 000000 | WRES Cust Med | 0.00 | 0.00 | 0.00 | 0.00 | 0.00 | 0.00 |
| 50E040 | 2540 | 2140 | 00 000000 | RCMS Custodial Med | 2,750.00 | 191.23 | 737.69 | 0.00 | 0.00 | 2,012.31 |
| 50E050 | 2540 | 2140 | 00 000000 | RCHS Custodial Med | 7,500.00 | 346.89 | 1,358.15 | 0.00 | 0.00 | 6,141.85 |
| 50E--- | 2540 | 2--- | -- ----- | | 164,605.00 | 9,677.74 | 37,883.68 | 0.00 | 0.00 | 126,721.32 |
| 50E010 | 2541 | 2120 | 00 000000 | District Maint IMRF | 7,500.00 | 591.80 | 2,184.23 | 0.00 | 0.00 | 5,315.77 |
| 50E010 | 2541 | 2130 | 00 000000 | District Maint FICA | 6,500.00 | 408.77 | 1,505.29 | 0.00 | 0.00 | 4,994.71 |
| 50E010 | 2541 | 2140 | 00 000000 | District Maint Med | 1,050.00 | 95.60 | 352.05 | 0.00 | 0.00 | 697.95 |
| 50E--- | 2541 | 2--- | -- ----- | | 15,050.00 | 1,096.17 | 4,041.57 | 0.00 | 0.00 | 11,008.43 |
| 50E010 | 2542 | 2120 | 00 000000 | District Summer Maint IMRF | 7,000.00 | 6.31 | 1,678.98 | 0.00 | 0.00 | 5,321.02 |
| 50E010 | 2542 | 2130 | 00 000000 | District Summer Maint FICA | 6,000.00 | 70.06 | 3,191.02 | 0.00 | 0.00 | 2,808.98 |
| 50E010 | 2542 | 2140 | 00 000000 | District Summer Maint Med | 1,050.00 | 16.39 | 746.27 | 0.00 | 0.00 | 303.73 |
| 50E--- | 2542 | 2--- | -- ----- | | 14,050.00 | 92.76 | 5,616.27 | 0.00 | 0.00 | 8,433.73 |
| 50E070 | 2550 | 2120 | 00 000000 | 21st Century Trans IMRF | 1,600.00 | 127.26 | 161.35 | 0.00 | 0.00 | 1,438.65 |
| 50E080 | 2550 | 2120 | 00 000000 | Trans IMRF | 6,000.00 | 1,069.69 | 2,849.87 | 0.00 | 0.00 | 3,150.13 |
| 50E080 | 2550 | 2120 | 61 000000 | Trans Reg Driver IMRF | 60,000.00 | 3,302.60 | 9,818.93 | 0.00 | 0.00 | 50,181.07 |
| 50E080 | 2550 | 2120 | 70 000000 | TRans Sec IMRF | 12,000.00 | 1,294.84 | 4,878.84 | 0.00 | 0.00 | 7,121.16 |
| 50E100 | 2550 | 2120 | 00 100000 | Summer School IMRF | 0.00 | 0.00 | 166.98 | 0.00 | 0.00 | -166.98 |
| 50E110 | 2550 | 2120 | 00 110000 | PreK Trans IMRF | 850.00 | 124.17 | 141.87 | 0.00 | 0.00 | 708.13 |
| 50E210 | 2550 | 2120 | 00 210000 | ROE Pre K Trans IMRF | 0.00 | 0.00 | 0.00 | 0.00 | 0.00 | 0.00 |
| 50E345 | 2550 | 2120 | 61 000000 | ARP McKin Vento Transp IMRF | 50.00 | 0.00 | 0.00 | 0.00 | 0.00 | 50.00 |
| 50E470 | 2550 | 2120 | 00 470000 | 21st Century IMRF | 735.00 | 43.18 | 43.18 | 0.00 | 0.00 | 691.82 |

| Account Level | | | | 2023-24 | October 2023-24 | 2023-24 | 2023-24 | Encumbered | 2023-24 | |
|---------------|------|------|----|-------------|--------------------------------|------------------|---------------|----------------|---------|-----------------|
| FDTLOC | FUNC | OBJ | SJ | Description | Budget | Monthly Activity | FYTD Activity | Batch Activity | Amount | Available Funds |
| 50E500 | 2550 | 2120 | 00 | 500000 | Title I Summer School IMRF | 105.00 | 0.00 | 0.00 | 0.00 | 105.00 |
| 50E510 | 2550 | 2120 | 00 | 510000 | Prek Trans IMRF | 6,800.00 | 589.87 | 1,188.07 | 0.00 | 5,611.93 |
| 50E610 | 2550 | 2120 | 00 | 610000 | Trans Voc Ed IMRF | 0.00 | 0.00 | 0.00 | 0.00 | 0.00 |
| 50E620 | 2550 | 2120 | 00 | 620000 | Trans Spec Ed IMRF | 6,300.00 | 608.59 | 1,133.00 | 0.00 | 5,167.00 |
| 50E070 | 2550 | 2130 | 00 | 000000 | 21st Century Trans FICA | 525.00 | 86.82 | 110.20 | 0.00 | 414.80 |
| 50E080 | 2550 | 2130 | 00 | 000000 | Trans FICA | 5,500.00 | 901.22 | 2,172.66 | 0.00 | 3,327.34 |
| 50E080 | 2550 | 2130 | 61 | 000000 | TRANS Reg Driver FICA | 40,000.00 | 2,429.72 | 6,762.60 | 0.00 | 33,237.40 |
| 50E080 | 2550 | 2130 | 70 | 000000 | Trans Sec FICA | 10,000.00 | 902.35 | 3,413.61 | 0.00 | 6,586.39 |
| 50E100 | 2550 | 2130 | 00 | 100000 | Summer School FICA | 0.00 | 0.00 | 116.91 | 0.00 | -116.91 |
| 50E110 | 2550 | 2130 | 00 | 110000 | PreK Trans FICA | 475.00 | 93.32 | 101.05 | 0.00 | 373.95 |
| 50E210 | 2550 | 2130 | 00 | 210000 | ROE Pre K Trans FICA | 0.00 | 0.00 | 0.00 | 0.00 | 0.00 |
| 50E345 | 2550 | 2130 | 61 | 000000 | ARP McKin Ven Transp FICA | 25.00 | 0.00 | 0.00 | 0.00 | 25.00 |
| 50E470 | 2550 | 2130 | 00 | 470000 | 21st Century FICA | 435.00 | 28.60 | 28.60 | 0.00 | 406.40 |
| 50E500 | 2550 | 2130 | 00 | 500000 | Title I Summer School FICA | 105.00 | 0.00 | 0.00 | 0.00 | 105.00 |
| 50E510 | 2550 | 2130 | 00 | 510000 | Prek Trans FICA | 4,750.00 | 402.23 | 823.09 | 0.00 | 3,926.91 |
| 50E610 | 2550 | 2130 | 00 | 610000 | Trans Voc Ed FICA | 0.00 | 0.00 | 0.00 | 0.00 | 0.00 |
| 50E620 | 2550 | 2130 | 00 | 620000 | Trans Spec Ed FICA | 5,250.00 | 409.10 | 719.41 | 0.00 | 4,530.59 |
| 50E070 | 2550 | 2140 | 00 | 000000 | 21st Century Trans Med | 210.00 | 20.30 | 25.76 | 0.00 | 184.24 |
| 50E080 | 2550 | 2140 | 00 | 000000 | Trans Medicare | 2,100.00 | 210.07 | 507.31 | 0.00 | 1,592.69 |
| 50E080 | 2550 | 2140 | 61 | 000000 | Trans Reg Driv Med | 7,500.00 | 568.25 | 1,581.56 | 0.00 | 5,918.44 |
| 50E080 | 2550 | 2140 | 70 | 000000 | Trans Sec Med | 2,000.00 | 211.03 | 798.35 | 0.00 | 1,201.65 |
| 50E100 | 2550 | 2140 | 00 | 100000 | Summer School MED | 0.00 | 0.00 | 27.35 | 0.00 | -27.35 |
| 50E110 | 2550 | 2140 | 00 | 110000 | PreK Trans Med | 105.00 | 21.83 | 23.63 | 0.00 | 81.37 |
| 50E345 | 2550 | 2140 | 61 | 000000 | ARP McKin Vent Trans Medicare | 10.00 | 0.00 | 0.00 | 0.00 | 10.00 |
| 50E470 | 2550 | 2140 | 00 | 470000 | 21st Century Trans Med | 105.00 | 6.69 | 6.69 | 0.00 | 98.31 |
| 50E500 | 2550 | 2140 | 00 | 500000 | Title I Summer School Tran Med | 55.00 | 0.00 | 0.00 | 0.00 | 55.00 |
| 50E510 | 2550 | 2140 | 00 | 510000 | Prek Tran Med | 1,000.00 | 94.05 | 192.47 | 0.00 | 807.53 |
| 50E610 | 2550 | 2140 | 00 | 610000 | Trans Voc Ed Med | 0.00 | 0.00 | 0.00 | 0.00 | 0.00 |
| 50E620 | 2550 | 2140 | 00 | 620000 | Trans Spec Ed Med | 1,050.00 | 95.68 | 168.27 | 0.00 | 881.73 |
| 50E--- | 2550 | 2--- | -- | ----- | | 175,640.00 | 13,641.46 | 37,961.61 | 0.00 | 137,678.39 |
| 50E510 | 2551 | 2130 | 00 | 510000 | PreK Trans FICA | 0.00 | 0.00 | 0.00 | 0.00 | 0.00 |
| 50E510 | 2551 | 2140 | 00 | 510000 | Prek Trans Medicare | 0.00 | 0.00 | 0.00 | 0.00 | 0.00 |
| 50E--- | 2551 | 2--- | -- | ----- | | 0.00 | 0.00 | 0.00 | 0.00 | 0.00 |
| 50E070 | 2560 | 2120 | 00 | 000000 | 21st Century Food Serv IMRF | 735.00 | 104.16 | 122.80 | 0.00 | 612.20 |
| 50E420 | 2560 | 2120 | 00 | 420000 | Food Service IMRF | 38,000.00 | 3,243.04 | 10,140.91 | 0.00 | 27,859.09 |
| 50E460 | 2560 | 2120 | 00 | 460000 | Summer Food Prog IMRF | 0.00 | 0.00 | 0.00 | 0.00 | 0.00 |
| 50E470 | 2560 | 2120 | 00 | 470000 | 21st Century Food Serv IMRF | 0.00 | 10.62 | 10.62 | 0.00 | -10.62 |
| 50E070 | 2560 | 2130 | 00 | 000000 | 21st Century Food Serv FICA | 735.00 | 69.69 | 82.50 | 0.00 | 652.50 |
| 50E420 | 2560 | 2130 | 00 | 420000 | Food Service FICA | 34,000.00 | 2,435.27 | 7,184.71 | 0.00 | 26,815.29 |
| 50E440 | 2560 | 2130 | 00 | 440000 | Healthier US FICA | 0.00 | 0.00 | 0.00 | 0.00 | 0.00 |

| Account Level | | | | 2023-24 | October 2023-24 | 2023-24 | 2023-24 | Encumbered | 2023-24 | |
|---------------|------|------|----|-------------|--------------------------------|------------------|---------------|----------------|---------|-----------------|
| FDTLOC | FUNC | OBJ | SJ | Description | Budget | Monthly Activity | FYTD Activity | Batch Activity | Amount | Available Funds |
| 50E460 | 2560 | 2130 | 00 | 460000 | Summer Food Prog FICA | 0.00 | 0.00 | 0.00 | 0.00 | 0.00 |
| 50E470 | 2560 | 2130 | 00 | 470000 | 21st Century Food Serv FICA | 0.00 | 7.46 | 7.46 | 0.00 | -7.46 |
| 50E070 | 2560 | 2140 | 00 | 000000 | 21st Century Food Serv Med | 85.00 | 16.30 | 19.29 | 0.00 | 65.71 |
| 50E420 | 2560 | 2140 | 00 | 420000 | Food Serv Med | 6,500.00 | 569.53 | 1,680.20 | 0.00 | 4,819.80 |
| 50E440 | 2560 | 2140 | 00 | 440000 | Healthier US Med | 0.00 | 0.00 | 0.00 | 0.00 | 0.00 |
| 50E460 | 2560 | 2140 | 00 | 460000 | Summer Food Prog Med | 0.00 | 0.00 | 0.00 | 0.00 | 0.00 |
| 50E470 | 2560 | 2140 | 00 | 470000 | 21st Century Food Serv Med | 0.00 | 1.75 | 1.75 | 0.00 | -1.75 |
| 50E--- | 2560 | 2--- | -- | ----- | | 80,055.00 | 6,457.82 | 19,250.24 | 0.00 | 60,804.76 |
| 50E070 | 2620 | 2120 | 00 | 000000 | 21st Century P/D IMRF | 75.00 | 0.00 | 0.00 | 0.00 | 75.00 |
| 50E470 | 2620 | 2120 | 00 | 470000 | 21st Century Eval IMRF | 0.00 | 0.00 | 0.00 | 0.00 | 0.00 |
| 50E010 | 2620 | 2130 | 00 | 000000 | Plan/Research FICA | 0.00 | 0.00 | 0.00 | 0.00 | 0.00 |
| 50E070 | 2620 | 2130 | 00 | 000000 | 21st Century P/D FICA | 25.00 | 0.00 | 0.00 | 0.00 | 25.00 |
| 50E470 | 2620 | 2130 | 00 | 470000 | 21st Century Eval FICA | 0.00 | 0.00 | 0.00 | 0.00 | 0.00 |
| 50E010 | 2620 | 2140 | 00 | 000000 | Plan/Research Med | 0.00 | 0.00 | 0.00 | 0.00 | 0.00 |
| 50E070 | 2620 | 2140 | 00 | 000000 | 21st Century Plan/Research Med | 25.00 | 0.00 | 0.00 | 0.00 | 25.00 |
| 50E470 | 2620 | 2140 | 00 | 470000 | 21st Century Plan/Research Med | 35.00 | 0.00 | 0.00 | 0.00 | 35.00 |
| 50E--- | 2620 | 2--- | -- | ----- | | 160.00 | 0.00 | 0.00 | 0.00 | 160.00 |
| 50E010 | 2660 | 2120 | 00 | 000000 | District Comp Tech IMRF | 22,000.00 | 1,682.66 | 6,662.28 | 0.00 | 15,337.72 |
| 50E010 | 2660 | 2130 | 00 | 000000 | District Comp Tech FICA | 18,000.00 | 1,080.16 | 4,272.11 | 0.00 | 13,727.89 |
| 50E010 | 2660 | 2140 | 00 | 000000 | District Comp Tech Medicare | 3,500.00 | 252.62 | 999.14 | 0.00 | 2,500.86 |
| 50E--- | 2660 | 2--- | -- | ----- | | 43,500.00 | 3,015.44 | 11,933.53 | 0.00 | 31,566.47 |
| 50E070 | 2900 | 2120 | 00 | 000000 | 21st Century IMRF | 900.00 | 39.51 | 47.55 | 0.00 | 852.45 |
| 50E470 | 2900 | 2120 | 00 | 470000 | 21st Century Other IMRF | 10.00 | 0.00 | 0.00 | 0.00 | 10.00 |
| 50E070 | 2900 | 2130 | 00 | 000000 | 21st Century FICA | 525.00 | 28.02 | 33.72 | 0.00 | 491.28 |
| 50E470 | 2900 | 2130 | 00 | 470000 | 21st Century Other FICA | 0.00 | 0.00 | 0.00 | 0.00 | 0.00 |
| 50E020 | 2900 | 2140 | 00 | 000000 | ES Team Leader Medicare | 250.00 | 15.94 | 65.98 | 0.00 | 184.02 |
| 50E040 | 2900 | 2140 | 00 | 000000 | MS Team Leader Medicare | 175.00 | 10.47 | 40.40 | 0.00 | 134.60 |
| 50E050 | 2900 | 2140 | 00 | 000000 | HS Team Leader Medicare | 0.00 | 20.70 | 81.82 | 0.00 | -81.82 |
| 50E070 | 2900 | 2140 | 00 | 000000 | 21st Century Med | 420.00 | 67.59 | 89.99 | 0.00 | 330.01 |
| 50E470 | 2900 | 2140 | 00 | 470000 | 21st Century Med | 0.00 | 0.00 | 0.00 | 0.00 | 0.00 |
| 50E--- | 2900 | 2--- | -- | ----- | | 2,280.00 | 182.23 | 359.46 | 0.00 | 1,920.54 |
| 50E--- | 2--- | ---- | -- | ----- | | 681,300.00 | 47,908.71 | 167,560.49 | 0.00 | 513,739.51 |
| 50E070 | 3000 | 2120 | 00 | 000000 | 21st Century Comm Serv IMRF | 0.00 | 0.00 | 0.00 | 0.00 | 0.00 |
| 50E100 | 3000 | 2120 | 00 | 100000 | Title I Pnt Inl Sec IMRF | 0.00 | 0.00 | 0.00 | 0.00 | 0.00 |
| 50E110 | 3000 | 2120 | 00 | 110000 | Pre K Babysit IMRF | 1,300.00 | 0.00 | 880.24 | 0.00 | 419.76 |
| 50E470 | 3000 | 2120 | 00 | 470000 | 21st Century Comm Serv IMRF | 0.00 | 0.00 | 0.00 | 0.00 | 0.00 |
| 50E500 | 3000 | 2120 | 00 | 500000 | Title I Pnt Inl IMRF Pr | 0.00 | 0.00 | 0.00 | 0.00 | 0.00 |
| 50E510 | 3000 | 2120 | 00 | 510000 | PreK 0-3 Comm Serv IMRF | 4,200.00 | 367.72 | 735.44 | 0.00 | 3,464.56 |
| 50E070 | 3000 | 2130 | 00 | 000000 | 21st Century Comm Serv FICA | 0.00 | 0.00 | 0.00 | 0.00 | 0.00 |
| 50E100 | 3000 | 2130 | 00 | 100000 | Title I Pnt Inl Sec FICA | 0.00 | 0.00 | 0.00 | 0.00 | 0.00 |

| Account Level | | | | 2023-24 | October 2023-24 | 2023-24 | 2023-24 | Encumbered | 2023-24 | | |
|---------------|------|-------|----|-------------|--------------------------------|------------------|---------------|----------------|---------|-----------------|-------------|
| FDTLOC | FUNC | OBJ | SJ | Description | Budget | Monthly Activity | FYTD Activity | Batch Activity | Amount | Available Funds | |
| 50E110 | 3000 | 2130 | 00 | 110000 | Pre K FICA | 675.00 | 0.00 | 605.59 | 0.00 | 0.00 | 69.41 |
| 50E470 | 3000 | 2130 | 00 | 470000 | 21st Century Comm Serv FICA | 0.00 | 0.00 | 0.00 | 0.00 | 0.00 | 0.00 |
| 50E500 | 3000 | 2130 | 00 | 500000 | Title I Pnt Inl FICA Pr | 0.00 | 0.00 | 0.00 | 0.00 | 0.00 | 0.00 |
| 50E510 | 3000 | 2130 | 00 | 510000 | PreK 0-3 FICA | 2,600.00 | 253.60 | 504.41 | 0.00 | 0.00 | 2,095.59 |
| 50E070 | 3000 | 2140 | 00 | 000000 | 21st Century Comm Serv Med | 0.00 | 0.00 | 0.00 | 0.00 | 0.00 | 0.00 |
| 50E100 | 3000 | 2140 | 00 | 100000 | Title I Pnt Inl Medicare | 0.00 | 0.00 | 0.00 | 0.00 | 0.00 | 0.00 |
| 50E110 | 3000 | 2140 | 00 | 110000 | PreK 0-3 Teach Medicare | 625.00 | 0.00 | 510.41 | 0.00 | 0.00 | 114.59 |
| 50E470 | 3000 | 2140 | 00 | 470000 | 21st Century Comm Serv Med | 0.00 | 0.00 | 0.00 | 0.00 | 0.00 | 0.00 |
| 50E500 | 3000 | 2140 | 00 | 500000 | Title I Prnt Inv Med Pr | 0.00 | 0.00 | 0.00 | 0.00 | 0.00 | 0.00 |
| 50E510 | 3000 | 2140 | 00 | 510000 | PreK 0-3 Medicare Prior | 2,250.00 | 266.12 | 506.87 | 0.00 | 0.00 | 1,743.13 |
| 50E--- | 3000 | 2--- | -- | ----- | | 11,650.00 | 887.44 | 3,742.96 | 0.00 | 0.00 | 7,907.04 |
| 50E110 | 3001 | 2140 | 00 | 110000 | PreK 3-5 Teach Medicare | 0.00 | 0.00 | 0.00 | 0.00 | 0.00 | 0.00 |
| 50E510 | 3001 | 2140 | 00 | 510000 | PreK 3-5 Medicare Prior | 0.00 | 0.00 | 0.00 | 0.00 | 0.00 | 0.00 |
| 50E--- | 3001 | 2--- | -- | ----- | | 0.00 | 0.00 | 0.00 | 0.00 | 0.00 | 0.00 |
| 50E110 | 3002 | 2120 | 00 | 110000 | PreK Blk Com Serv IMRF | 0.00 | 0.00 | 0.00 | 0.00 | 0.00 | 0.00 |
| 50E510 | 3002 | 2120 | 00 | 510000 | PreK Com Serv IMRF | 105.00 | 0.00 | 0.00 | 0.00 | 0.00 | 105.00 |
| 50E110 | 3002 | 2130 | 00 | 110000 | PreK Blk Comm Serv FICA | 0.00 | 0.00 | 0.00 | 0.00 | 0.00 | 0.00 |
| 50E510 | 3002 | 2130 | 00 | 510000 | PreK Com Serv FICA | 55.00 | 0.00 | 0.00 | 0.00 | 0.00 | 55.00 |
| 50E110 | 3002 | 2140 | 00 | 110000 | PreK Comm Serv Med | 60.00 | 0.00 | 40.38 | 0.00 | 0.00 | 19.62 |
| 50E510 | 3002 | 2140 | 00 | 510000 | PreK Comm Serv Med Prior | 525.00 | 21.12 | 58.67 | 0.00 | 0.00 | 466.33 |
| 50E--- | 3002 | 2--- | -- | ----- | | 745.00 | 21.12 | 99.05 | 0.00 | 0.00 | 645.95 |
| 50E100 | 3700 | 2130 | 00 | 100000 | Title I St Joe Tut FICA | 0.00 | 0.00 | 6.51 | 0.00 | 0.00 | -6.51 |
| 50E170 | 3700 | 2130 | 00 | 170000 | Title IV SJS FICA | 25.00 | 0.00 | 0.00 | 0.00 | 0.00 | 25.00 |
| 50E330 | 3700 | 2130 | 00 | 330000 | Title II SJS FICA | 0.00 | 0.00 | 183.52 | 0.00 | 0.00 | -183.52 |
| 50E340 | 3700 | 2130 | 00 | 340000 | ESSER St Joe FICA | 0.00 | 0.00 | 9.30 | 0.00 | 0.00 | -9.30 |
| 50E500 | 3700 | 2130 | 00 | 500000 | Title I St Joe FICA | 525.00 | 0.00 | 53.01 | 0.00 | 0.00 | 471.99 |
| 50E530 | 3700 | 2130 | 00 | 530000 | Title II St Joe FICA | 30.00 | 0.00 | 40.92 | 0.00 | 0.00 | -10.92 |
| 50E100 | 3700 | 2140 | 00 | 100000 | Title I St Joe Med | 0.00 | 0.00 | 1.52 | 0.00 | 0.00 | -1.52 |
| 50E150 | 3700 | 2140 | 00 | 150000 | SESE Flow Thru St Joe Med | 525.00 | 24.15 | 24.15 | 0.00 | 0.00 | 500.85 |
| 50E170 | 3700 | 2140 | 00 | 170000 | Title IV SJS Medicare | 10.00 | 0.00 | 0.00 | 0.00 | 0.00 | 10.00 |
| 50E330 | 3700 | 2140 | 00 | 330000 | Title II SJS Medicare | 0.00 | 0.00 | 42.88 | 0.00 | 0.00 | -42.88 |
| 50E340 | 3700 | 2140 | 00 | 340000 | ESSER St Joe Medicare | 0.00 | 0.00 | 2.18 | 0.00 | 0.00 | -2.18 |
| 50E500 | 3700 | 2140 | 00 | 500000 | Title I St Joe Med | 135.00 | 0.00 | 12.40 | 0.00 | 0.00 | 122.60 |
| 50E530 | 3700 | 2140 | 00 | 530000 | Title II St Joe Med | 10.00 | 0.00 | 9.57 | 0.00 | 0.00 | 0.43 |
| 50E--- | 3700 | 2--- | -- | ----- | | 1,260.00 | 24.15 | 385.96 | 0.00 | 0.00 | 874.04 |
| 50E--- | 3--- | ---- | -- | ----- | | 13,655.00 | 932.71 | 4,227.97 | 0.00 | 0.00 | 9,427.03 |
| 5-E--- | ---- | ----- | -- | ----- | | 1,133,360.00 | 78,629.27 | 274,061.63 | 0.00 | 0.00 | 859,298.37 |
| 60E010 | 2530 | 3190 | 00 | 000000 | Site Construction Pur Serv | 600,000.00 | 97,418.98 | 1,148,936.68 | 0.00 | 0.00 | -548,936.68 |
| 60E342 | 2530 | 3190 | 00 | 000000 | ESSER II CONSTRUCTION SERVICES | 130,000.00 | 0.00 | 129,459.64 | 0.00 | 0.00 | 540.36 |
| 60E343 | 2530 | 3190 | 00 | 000000 | ESSER III Construction Service | 0.00 | 0.00 | 0.00 | 0.00 | 0.00 | 0.00 |

| Account Level | | | | 2023-24 | October 2023-24 | 2023-24 | 2023-24 | Encumbered | 2023-24 | |
|---------------|------|------|----|-------------------------------|-----------------|------------------|---------------|----------------|---------|-----------------|
| FDTLOC | FUNC | OBJ | SJ | Description | Budget | Monthly Activity | FYTD Activity | Batch Activity | Amount | Available Funds |
| 60E--- | 2530 | 3--- | -- | ----- | 730,000.00 | 97,418.98 | 1,278,396.32 | 0.00 | 0.00 | -548,396.32 |
| 60E010 | 2530 | 4100 | 00 | 000000 | 0.00 | 0.00 | 0.00 | 0.00 | 0.00 | 0.00 |
| | | | | Site & Construction supplies | | | | | | |
| 60E--- | 2530 | 4--- | -- | ----- | 0.00 | 0.00 | 0.00 | 0.00 | 0.00 | 0.00 |
| 60E010 | 2530 | 5310 | 00 | 000000 | 0.00 | 0.00 | 0.00 | 0.00 | 0.00 | 0.00 |
| | | | | Building Improvement Perm | | | | | | |
| 60E--- | 2530 | 5--- | -- | ----- | 0.00 | 0.00 | 0.00 | 0.00 | 0.00 | 0.00 |
| 60E--- | 2--- | ---- | -- | ----- | 730,000.00 | 97,418.98 | 1,278,396.32 | 0.00 | 0.00 | -548,396.32 |
| 60E010 | 4100 | 6620 | 00 | 000000 | 0.00 | 0.00 | 0.00 | 0.00 | 0.00 | 0.00 |
| | | | | Payback of State Funds | | | | | | |
| 60E--- | 4100 | 6--- | -- | ----- | 0.00 | 0.00 | 0.00 | 0.00 | 0.00 | 0.00 |
| 60E--- | 4--- | ---- | -- | ----- | 0.00 | 0.00 | 0.00 | 0.00 | 0.00 | 0.00 |
| 6-E--- | ---- | ---- | -- | ----- | 730,000.00 | 97,418.98 | 1,278,396.32 | 0.00 | 0.00 | -548,396.32 |
| 80E320 | 1100 | 1100 | 00 | 320000 | 375,000.00 | 0.00 | 0.00 | 0.00 | 0.00 | 375,000.00 |
| | | | | Tort Regular Salaries | | | | | | |
| 80E--- | 1100 | 1--- | -- | ----- | 375,000.00 | 0.00 | 0.00 | 0.00 | 0.00 | 375,000.00 |
| 80E320 | 1220 | 1100 | 00 | 320000 | 0.00 | 0.00 | 0.00 | 0.00 | 0.00 | 0.00 |
| | | | | Tort Spec Ed Salaries | | | | | | |
| 80E--- | 1220 | 1--- | -- | ----- | 0.00 | 0.00 | 0.00 | 0.00 | 0.00 | 0.00 |
| 80E320 | 1400 | 1100 | 00 | 320000 | 75,000.00 | 0.00 | 0.00 | 0.00 | 0.00 | 75,000.00 |
| | | | | Tort Voc Salaries | | | | | | |
| 80E--- | 1400 | 1--- | -- | ----- | 75,000.00 | 0.00 | 0.00 | 0.00 | 0.00 | 75,000.00 |
| 80E--- | 1--- | ---- | -- | ----- | 450,000.00 | 0.00 | 0.00 | 0.00 | 0.00 | 450,000.00 |
| 80E320 | 2130 | 1100 | 00 | 320000 | 70,000.00 | 0.00 | 0.00 | 0.00 | 0.00 | 70,000.00 |
| | | | | Tort Nurse Salaries | | | | | | |
| 80E--- | 2130 | 1--- | -- | ----- | 70,000.00 | 0.00 | 0.00 | 0.00 | 0.00 | 70,000.00 |
| 80E320 | 2190 | 1110 | 00 | 320000 | 35,000.00 | 0.00 | 0.00 | 0.00 | 0.00 | 35,000.00 |
| | | | | Tort Supervision Sal | | | | | | |
| 80E--- | 2190 | 1--- | -- | ----- | 35,000.00 | 0.00 | 0.00 | 0.00 | 0.00 | 35,000.00 |
| 80E320 | 2320 | 1100 | 00 | 320000 | 0.00 | 0.00 | 0.00 | 0.00 | 0.00 | 0.00 |
| | | | | Tort Supt Salary | | | | | | |
| 80E--- | 2320 | 1--- | -- | ----- | 0.00 | 0.00 | 0.00 | 0.00 | 0.00 | 0.00 |
| 80E320 | 2330 | 1100 | 00 | 320000 | 15,000.00 | 0.00 | 0.00 | 0.00 | 0.00 | 15,000.00 |
| | | | | Tort Asst Supt Salary | | | | | | |
| 80E--- | 2330 | 1--- | -- | ----- | 15,000.00 | 0.00 | 0.00 | 0.00 | 0.00 | 15,000.00 |
| 80E320 | 2362 | 3800 | 00 | 320000 | 0.00 | 0.00 | 0.00 | 0.00 | 0.00 | 0.00 |
| | | | | Work Comp Insurance | | | | | | |
| 80E320 | 2362 | 3900 | 00 | 320000 | 0.00 | 0.00 | 0.00 | 0.00 | 0.00 | 0.00 |
| | | | | Direct pay for W/C visits | | | | | | |
| 80E--- | 2362 | 3--- | -- | ----- | 0.00 | 0.00 | 0.00 | 0.00 | 0.00 | 0.00 |
| 80E320 | 2363 | 3800 | 00 | 320000 | 0.00 | 0.00 | 0.00 | 0.00 | 0.00 | 0.00 |
| | | | | Unemployment Insurance | | | | | | |
| 80E--- | 2363 | 3--- | -- | ----- | 0.00 | 0.00 | 0.00 | 0.00 | 0.00 | 0.00 |
| 80E320 | 2364 | 3800 | 00 | 320000 | 0.00 | 0.00 | 0.00 | 0.00 | 0.00 | 0.00 |
| | | | | Insurance | | | | | | |
| 80E--- | 2364 | 3--- | -- | ----- | 0.00 | 0.00 | 0.00 | 0.00 | 0.00 | 0.00 |
| 80E320 | 2365 | 3190 | 00 | 320000 | 130,000.00 | 41,385.69 | 61,715.36 | 0.00 | 0.00 | 68,284.64 |
| | | | | Bush/Nav/ISCOR/Alice/SRO/Lega | | | | | | |
| 80E320 | 2365 | 3800 | 00 | 320000 | 365,000.00 | 27,547.97 | 365,349.97 | 0.00 | 0.00 | -349.97 |
| | | | | Tort WC Ins and all other ins | | | | | | |
| 80E320 | 2365 | 3810 | 00 | 320000 | 5,000.00 | 0.00 | 1,146.00 | 0.00 | 0.00 | 3,854.00 |
| | | | | Unemployment Ins | | | | | | |
| 80E--- | 2365 | 3--- | -- | ----- | 500,000.00 | 68,933.66 | 428,211.33 | 0.00 | 0.00 | 71,788.67 |
| 80E320 | 2366 | 6500 | 00 | 320000 | 0.00 | 0.00 | 0.00 | 0.00 | 0.00 | 0.00 |
| | | | | Judgement/Settlement | | | | | | |
| 80E--- | 2366 | 6--- | -- | ----- | 0.00 | 0.00 | 0.00 | 0.00 | 0.00 | 0.00 |
| 80E320 | 2367 | 1100 | 00 | 320000 | 0.00 | 0.00 | 0.00 | 0.00 | 0.00 | 0.00 |
| | | | | Tort Salaries | | | | | | |
| 80E--- | 2367 | 1--- | -- | ----- | 0.00 | 0.00 | 0.00 | 0.00 | 0.00 | 0.00 |

| Account Level | | | | 2023-24 | October 2023-24 | 2023-24 | 2023-24 | Encumbered | 2023-24 | |
|---------------|------|------|----|-------------|--------------------------------|------------------|---------------|----------------|--------------|-----------------|
| FDTLOC | FUNC | OBJ | SJ | Description | Budget | Monthly Activity | FYTD Activity | Batch Activity | Amount | Available Funds |
| 80E320 | 2367 | 3190 | 00 | 320000 | Bushue/AT/Nav/ISCORP/Alice/SRO | 0.00 | 0.00 | 0.00 | 0.00 | 0.00 |
| 80E--- | 2367 | 3--- | -- | ----- | 0.00 | 0.00 | 0.00 | 0.00 | 0.00 | 0.00 |
| 80E320 | 2369 | 3800 | 00 | 320000 | Legal Fees | 0.00 | 0.00 | 0.00 | 0.00 | 0.00 |
| 80E--- | 2369 | 3--- | -- | ----- | 0.00 | 0.00 | 0.00 | 0.00 | 0.00 | 0.00 |
| 80E320 | 2372 | 3800 | 00 | 320000 | Vehicle Insurance | 0.00 | 0.00 | 0.00 | 0.00 | 0.00 |
| 80E--- | 2372 | 3--- | -- | ----- | 0.00 | 0.00 | 0.00 | 0.00 | 0.00 | 0.00 |
| 80E320 | 2410 | 1100 | 00 | 320000 | Tort Principal Salaries | 30,000.00 | 0.00 | 0.00 | 0.00 | 30,000.00 |
| 80E--- | 2410 | 1--- | -- | ----- | 30,000.00 | 0.00 | 0.00 | 0.00 | 0.00 | 30,000.00 |
| 80E320 | 2540 | 1110 | 00 | 320000 | Tort Custodian Salaries | 163,136.00 | 0.00 | 0.00 | 0.00 | 163,136.00 |
| 80E--- | 2540 | 1--- | -- | ----- | 163,136.00 | 0.00 | 0.00 | 0.00 | 0.00 | 163,136.00 |
| 80E320 | 2550 | 1110 | 00 | 320000 | Tort Transportation Salaries | 110,000.00 | 0.00 | 0.00 | 0.00 | 110,000.00 |
| 80E--- | 2550 | 1--- | -- | ----- | 110,000.00 | 0.00 | 0.00 | 0.00 | 0.00 | 110,000.00 |
| 80E320 | 2560 | 1110 | 00 | 320000 | Tort Food Serv Salaries | 25,000.00 | 0.00 | 0.00 | 0.00 | 25,000.00 |
| 80E--- | 2560 | 1--- | -- | ----- | 25,000.00 | 0.00 | 0.00 | 0.00 | 0.00 | 25,000.00 |
| 80E--- | 2--- | ---- | -- | ----- | 948,136.00 | 68,933.66 | 428,211.33 | 0.00 | 0.00 | 519,924.67 |
| 80E320 | 4120 | 3190 | 00 | 320000 | Tort SESE Administration | 0.00 | 0.00 | 0.00 | 0.00 | 0.00 |
| 80E--- | 4120 | 3--- | -- | ----- | 0.00 | 0.00 | 0.00 | 0.00 | 0.00 | 0.00 |
| 80E--- | 4--- | ---- | -- | ----- | 0.00 | 0.00 | 0.00 | 0.00 | 0.00 | 0.00 |
| 80E010 | 8130 | 0000 | 00 | 000000 | Transfer Among Funds | 0.00 | 0.00 | 0.00 | 0.00 | 0.00 |
| 80E--- | 8130 | 0--- | -- | ----- | 0.00 | 0.00 | 0.00 | 0.00 | 0.00 | 0.00 |
| 80E--- | 8--- | ---- | -- | ----- | 0.00 | 0.00 | 0.00 | 0.00 | 0.00 | 0.00 |
| 8-E--- | ---- | ---- | -- | ----- | 1,398,136.00 | 68,933.66 | 428,211.33 | 0.00 | 0.00 | 969,924.67 |
| 90E370 | 2530 | 3100 | 00 | 370000 | L/S MS Contractors | 0.00 | 0.00 | 0.00 | 0.00 | 0.00 |
| 90E370 | 2530 | 3160 | 00 | 370000 | L/S MS Arch Fees | 0.00 | 0.00 | 0.00 | 0.00 | 0.00 |
| 90E010 | 2530 | 3190 | 00 | 000000 | L/S Purchases Services | 160,000.00 | 0.00 | 79,568.38 | 0.00 | 80,431.62 |
| 90E370 | 2530 | 3190 | 00 | 370000 | L/S MS Oth Pur Serv | 0.00 | 0.00 | 0.00 | 0.00 | 0.00 |
| 90E010 | 2530 | 3240 | 00 | 000000 | L/S Contractor Fees | 0.00 | 0.00 | 0.00 | 0.00 | 0.00 |
| 90E--- | 2530 | 3--- | -- | ----- | 160,000.00 | 0.00 | 79,568.38 | 0.00 | 0.00 | 80,431.62 |
| 90E010 | 2530 | 4100 | 00 | 000000 | L/S Supplies | 10,000.00 | 1,173.70 | 7,733.28 | 0.00 | 2,266.72 |
| 90E--- | 2530 | 4--- | -- | ----- | 10,000.00 | 1,173.70 | 7,733.28 | 0.00 | 0.00 | 2,266.72 |
| 90E010 | 2530 | 5500 | 00 | 000000 | L/S Equipment | 0.00 | 0.00 | 0.00 | 1,390.31 | -1,390.31 |
| 90E010 | 2530 | 5510 | 00 | 000000 | L/S Building | 0.00 | 0.00 | 0.00 | 0.00 | 0.00 |
| 90E--- | 2530 | 5--- | -- | ----- | 0.00 | 0.00 | 0.00 | 0.00 | 1,390.31 | -1,390.31 |
| 90E--- | 2--- | ---- | -- | ----- | 170,000.00 | 1,173.70 | 87,301.66 | 0.00 | 1,390.31 | 81,308.03 |
| 95E010 | 2500 | 0000 | 00 | 000000 | | 0.00 | 0.00 | 0.00 | 0.00 | 0.00 |
| 95E--- | 2500 | 0--- | -- | ----- | 0.00 | 0.00 | 0.00 | 0.00 | 0.00 | 0.00 |
| 95E--- | 2--- | ---- | -- | ----- | 0.00 | 0.00 | 0.00 | 0.00 | 0.00 | 0.00 |
| 9-E--- | ---- | ---- | -- | ----- | 170,000.00 | 1,173.70 | 87,301.66 | 0.00 | 1,390.31 | 81,308.03 |
| --E--- | ---- | ---- | -- | ----- | 32,835,853.00 | 3,411,088.87 | 13,170,828.89 | 1,173.19 | 1,557,064.11 | 18,106,786.81 |

| Account Level | | | | 2023-24 | October 2023-24 | 2023-24 | 2023-24 | Encumbered | 2023-24 |
|----------------------|------|-----|----|---------------|------------------|---------------|----------------|--------------|-----------------|
| FDTLOC | FUNC | OBJ | SJ | Budget | Monthly Activity | FYTD Activity | Batch Activity | Amount | Available Funds |
| Description | | | | | | | | | |
| Grand Revenue Totals | | | | 33,760,986.00 | 2,530,311.84 | 18,177,650.56 | 0.00 | 0.00 | 15,583,335.44 |
| Grand Expense Totals | | | | 32,835,853.00 | 3,411,088.87 | 13,170,828.89 | 1,173.19 | 1,557,064.11 | 18,106,786.81 |
| Grand Totals | | | | 925,133.00 | 880,777.03 | 5,006,821.67 | 1,173.19 | 1,557,064.11 | 2,523,451.37 |
| | | | | Profit | Loss | Profit | Loss | Loss | Loss |

Number of Accounts: 2551

***** End of report *****

Richland County Community Unit School District #1 State Money Pending

FY24

| Program | FY24 | Date of Voucher |
|---|----------------------|---------------------|
| St Aide-3001 | \$ 517,877.00 | 11/10/2023 |
| Special Ed Priv Facility-3100 * | | |
| Special Ed Personnel-3110 * | | |
| Special Ed X-Ordinary-3105 * | | |
| Special Ed Orphan -3120 | | |
| Special Ed Summer School -3145 | | |
| Ag Ed-3235 | | |
| State Lunch/Breakfast-3360 | \$1,030.36 | 10/24/2023 |
| Driver's Ed-3370 | \$ 12,016.52 | 6/21/2023, 9/25/23 |
| Transportation Regular-3500 * | | |
| Transportation Spec Ed-3510 * | | |
| TAOEP 3695 | | |
| Early Childhood-3705 | \$75,320.00 | 11/1/2023 |
| Fine Arts Grant-3962 | | |
| Other State -PSAT 3999 | | |
| Federal Lunch 4210 | | |
| Federal Milk 4215 | | |
| Federal Bfast 4220 | | |
| Federal Summer Lunch 4225 | | |
| Title II - 4932 | | |
| Title I - 4300 | | |
| Title I S & A 4331 | | |
| Title IV 4400 | | |
| 21st Century - 4421 | | |
| SESE PREK Flow Thru 4600 | | |
| SESE Flow Thru 4620 | | |
| Fed Room/Board 4625 | | |
| Rural Ed Grant-4107 | | |
| Other Fed Program/ESSER-DE(21) | | |
| Other Fed Program/ESSER- 4998 | | |
| Other Fed Program/ESSER-E2 4998 | | |
| Other Fed Program/ESSER-E3 4998 | | |
| Other Fed Program/D24999 | | |
| Other Fed Program/PS-ID | | |
| Other Fed Program/HL | | |
| * is M-CATS (Mandated Catagoricals-Qtrly) | | |
| | | |
| Grand Total ** | \$ 606,243.88 | \$606,243.88 |
| | | 11/14/2023 |

*M-cats

\$ -

Reflections on the American-German Exchange Programme

Richland County High-School, Olney Illinois –
Gymnasium Gars am Inn

2014/2015

1 General Remarks

Exchange programmes in general facilitate a new appreciation for cultures other than the own. Even though, the United States and Germany are both very similar in their cultural backgrounds – both are western liberal democracies – there are also significant differences. The exchange allowed for students to get to know these differences and celebrate these differences. Getting familiar with these differences really broadened the mind of myself and I am convinced also those of my classmates. Different foods, TV-Programmes, bigger stores like Walmart, and also the fact that our American exchange partners were allowed to drive their cars at 16 years old were all particular highlights. During field trips to Springfield and St. Louis, we visited several museums and landmarks and were given a vivid introduction into the history of the US and about the development of American democracy. Visiting us in Germany the American students were fascinated by some of the architecture we have (i.e., castles and chat....) and the traditional Bavarian festivals.

Furthermore, the exchange allowed for German students to speak a language in an entirely new context. While learning English at school, the day-to-day use of the language is not always apparent. Only by talking to native speakers is it possible, to get a feel for the language in question. After the two and a half weeks we spent in the US, every single student had significantly improved his or her ability to communicate effectively and more fluently.

Additionally, getting insights into a different educational system was very rewarding. Even though a lot of the subjects taught in the US are also taught in Germany (and vice-versa), we were able to compare the positives and negatives of both systems. Especially the integration

of rather significant parts of extra-curricular affairs into the daily life in a Highschool was something we were not familiar with but thought very interesting. Additionally, subjects such as “Advanced Speech” went down really well with the students visiting Olney. When the Americans visited us in turn, a lot of them were impressed by the number of subjects not usually taught at their Highschool (e.g., Latin, French, Economics).

The exchange further allows students who otherwise would not have the opportunity to visit countries far away be part of this experience.

2 Personal Remarks

I personally thoroughly enjoyed my time in the US. My host family, and those of my classmates for that matter, was very welcoming and heart-warming. Being a very active/sportive person myself, I had lots of fun accompanying my exchange partner to American Football, Baseball and Basketball practice. Some of the American students who participated in other sports (e.g., Track and Field) also invited us to join some of their sessions.

The classes as well I found very interesting. Especially “Advanced Speech”, a format we don’t have in Germany, where we discussed verbal and non-verbal communication techniques. I also learned a lot in history class. Having been always interested in History it was a pleasure to participate in classes about the second half of WW2 and getting insight into how certain topics are taught in front of a different historical and cultural background.

A visit to Chicago, organised and supported by Rotary Club Olney/Richland County was also very enjoyable. The architecture, skyscrapers paired with buildings almost as old as the US, combined with Chicago River, meandering its way through the city really made myself almost fall in love with the city, to a point, where I prefer it over NYC which we visited at the end of our trip.

Most importantly, however, the exchange started friendships and acquaintanceships that, in parts, endure to this day, almost nine years later. Following the official end of the exchange, several of the participants privately arranged visits – not only in my cohort but in the one before me as well as the one after me. Those are friendships we value to this day.

Jonathan Neuhoff, Participant of the 2014/2015 exchange



Exchange Visit to Germany

SUMMER 2024

Gars Grammar School
GYMNASIUM GARS
is right in the center of Europe
in a scenic location



– GYMNASIUM GARS



- GERMANY AND CENTRAL EUROPE: GARS IS IN THE SOUTH-EAST
NOT FAR FROM AUSTRIA



WE ARE GOING TO VISIT MUNICH, THE CAPITAL OF BAVARIA



THERE IS EXCITING MODERN ARCHITECTURE IN MUNICH TOO:
THIS IS THE BMW WORLD



THE ANGEL OF PEACE – ONE OF MANY BEAUTIFUL SIGHTS IN MUNICH



OF COURSE THERE WILL BE A VISIT TO THE MOUNTAINS AS WELL;
THIS IS NEAR THE EAGLE'S NEST WHERE WE WENT IN THE PAST



WASSERBURG WITH ITS PERFECTLY PRESERVED OLD TOWN IS JUST TEN MILES FROM GARS (IT IS SITUATED ON AN ISLAND!)



WE ALSO LIKE TO VISIT SALZBURG IN NEIGHBORING AUSTRIA
(MOZART WAS BORN THERE!)

And so much more: Getting to know German food and German family life, exploring the school system and German school buses...

*But most of all: Meeting people
and talking with them about
anything!*

FINDING OUT WHAT LIVING IN EUROPE IS LIKE



See you in Gars in 2024!!



FINDING OUT WHAT LIVING IN EUROPE IS LIKE

Dear Richland County School Board,

My name is Zoë Alexander, and I participated in the 2019 Gars student exchange program. I want to share my personal experience traveling to Germany and the many memories and relationships that the trip fostered. While it took adjusting to the time zone, parents who did not speak English, and a lack of air conditioning, I would not change the experience I had for anything. The family welcomed me into their home right away, and I was a part of their daily routine, from attending school to hanging out with their friends. I was able to not only connect with German culture and students at Gars Gymnasium but also with students from RCHS with whom I never would've had relationships if not for this trip! Some of my highlights from the trip include tobogganing down a mountain, eating the most delicious schnitzel, visiting Chiemsee Lake, and observing traditional Bavarian dress. Restarting the student exchange program would benefit upcoming students because it is an immersive experience that allows them to see international cultures in a new way. Also, it forces them to create new relationships and connect with people they never would have had the chance to communicate with before. In fact, I am still in contact with the family I lived with in 2019. Overall, I had a wonderful experience in Gars and Germany as a whole, and I would love it if this program could be restarted so future students could have the same experience I was lucky enough to have.

Fwd: exchange experience II

1 message

Jamie Vandyke <jvandyke@rccu1.net>
To: Angie Wisner <awisner@rccu1.net>

Mon, Nov 13, 2023 at 11:16 AM

Can you add this as well. I just recieved this.

Thanks,

Jamie

----- Forwarded message -----

From: jumhaas@t-online.de <jumhaas@t-online.de>
Date: Mon, Nov 13, 2023, 10:54 AM
Subject: exchange experience II
To: VanDyke, Jamie <jvandyke@ercu1.net>

Jamie,

here is another statement from a student; **Kilian Kebinger** travelled to Olney in 2016; he now works in an oil mill not far from Gars (I think their most important products is rapeseed oils). His background is less academic than Jonathan's. He sent me his ideas in German and I have translated them for you. What he doesn't mention is that he and his host got on really well - and their fathers too! They instantly became friends when the host's family visited Germany privately.

Ways in which you can profit from the international exchange:

- You can make friends for life.
- You can get to know a different culture from up close in ways that are impossible to experience for tourists.
- You can be amazed by the enormously different sizes of everything: Farms, cars, restaurants, buildings - everything is so much bigger in the US.
- If you love sport, you will enjoy the variety of sports at the high school.
- You will experience a completely different school system - it is good to know that things can be done differently.
- Learning about the history of the Midwest on trips to Springfield, St. Louis and farms around Olney offers insights you haven't learned about in school.

I hope this is another helpful perspective. Jonathan studies political science, Kilian does more practical work - but they both enjoyed the exchange and profited from it. It will be fascinating for American students to see that Germans have a lot of ideas about the US from the movies, Netflix and the news, but there are so many things they just don't know anything about. I remember that German studnets in the mid-2010s just loved that going to Richland County High School felt like stepping into High School Musical...

All the best for tomorrow!

Manuel

MINUTES of a regular public meeting of the Board of Education of Community Unit School District Number 1, Richland, Wayne, Jasper, Clay and Lawrence Counties, Illinois, held at 1200 East Laurel Street, Olney, Illinois, in said School District at 6 o'clock P.M., on the 14th day of November, 2023.

* * *

The President called the meeting to order and directed the Secretary to call the roll.

Upon the roll being called, Scott Snyder, the President, and the following Members were physically present at said location: Jake Anderson, Cindy Bailey, Norm Henderson, Marc Leist, Cindy Lockley, and Jeff Wilson.

The following members were allowed by a majority of the members of the Board of Education in accordance with and to the extent allowed by rules adopted by the Board of Education to attend the meeting by video or audio conference: None

No member was not permitted to attend the meeting by video or audio conference.

The following members were absent and did not participate in the meeting in any manner or to any extent whatsoever: None

The President announced that the next item of business before the Board of Education was the consideration of a resolution abating the taxes heretofore levied for the year 2023 to pay debt service on the General Obligation School Bonds (Alternate Revenue Source), Series 2018, of the District.

Whereupon Member Scott Snyder presented and the Secretary read by title a resolution as follows, copies of which were available to everyone in attendance at said meeting who requested a copy:

RESOLUTION abating the taxes heretofore levied for the year 2023 to pay debt service on the General Obligation School Bonds (Alternate Revenue Source), Series 2018, of Community Unit School District Number 1, Richland, Wayne, Jasper, Clay and Lawrence Counties, Illinois.

* * *

WHEREAS, the Board of Education (the “*Board*”) of Community Unit School District Number 1, Richland, Wayne, Jasper, Clay and Lawrence Counties, Illinois (the “*District*”), by resolution adopted on the 13th day of November, 2018 (the “*Resolution*”), did provide for the issue of \$9,520,000 General Obligation School Bonds (Alternate Revenue Source), Series 2018, dated November 29, 2018, of the District (the “*Bonds*”), and the levy of direct annual taxes sufficient to pay the principal of and interest on the Bonds (collectively, the “*Pledged Taxes*”); and

WHEREAS, the Board hereby determines that funds are or will be available to pay the principal of and interest on the Bonds when due, so as to enable the abatement of the Pledged Taxes levied for the year 2023; and

WHEREAS, it is necessary and in the best interests of the District that the Pledged Taxes levied for the year 2023 to pay the Bonds be abated in their entirety:

NOW, THEREFORE, Be It and It is Hereby Resolved by the Board of Education of Community Unit School District Number 1, Richland, Wayne, Jasper, Clay and Lawrence Counties, Illinois, as follows:

Section 1. Abatement of Tax. The Pledged Taxes levied for the year 2023 in the Resolution are hereby abated in their entirety.

Section 2. Filing of Resolution. Forthwith upon the adoption of this Resolution, the Secretary of the Board shall file a certified copy hereof with the County Clerks of Richland, Wayne, Jasper, Clay and Lawrence Counties, Illinois, and it shall be the duty of said County

Clerks to abate the Pledged Taxes levied for the year 2023 in accordance with the provisions hereof.

Section 3. Effective Date. This Resolution shall be in full force and effect forthwith upon its adoption.

Adopted November 14, 2023.

President, Board of Education

Secretary, Board of Education

Member _____ moved and Member _____ seconded the motion that said resolution as presented and read by title be adopted.

After a full discussion thereof, the President directed that the roll be called for a vote upon the motion to adopt said resolution.

Upon the roll being called, the following members voted AYE: Jake Anderson, Cindy Bailey, Norm Henderson, Marc Leist, Cindy Lockley, Scott Snyder, and Jeff Wilson

NAY: None

Whereupon the President declared the motion carried and said resolution adopted, approved and signed the same in open meeting and directed the Secretary to record the same in the records of the Board of Education of Community Unit School District Number 1, Richland, Wayne, Jasper, Clay and Lawrence Counties, Illinois, which was done.

Other business not pertinent to the adoption of said resolution was duly transacted at the meeting.

Upon motion duly made, seconded and carried, the meeting was adjourned.

Secretary, Board of Education

STATE OF ILLINOIS)
) SS
COUNTY OF RICHLAND)

CERTIFICATION OF RESOLUTION AND MINUTES

I, the undersigned, do hereby certify that I am the duly qualified and acting Secretary of the Board of Education (the “Board”) of Community Unit School District Number 1, Richland, Wayne, Jasper, Clay and Lawrence Counties, Illinois (the “District”), and as such official I am the keeper of the records and files of the District and the Board.

I do further certify that the foregoing constitutes a full, true and complete transcript of the minutes of the meeting of the Board held on the 14th day of November, 2023, insofar as same relates to the adoption of a resolution entitled:

RESOLUTION abating the taxes heretofore levied for the year 2023 to pay debt service on the General Obligation School Bonds (Alternate Revenue Source), Series 2018, of Community Unit School District Number 1, Richland, Wayne, Jasper, Clay and Lawrence Counties, Illinois.

a true, correct and complete copy of which said resolution as adopted at said meeting appears in the foregoing transcript of the minutes of said meeting.

I do further certify that the deliberations of the Board on the adoption of said resolution were conducted openly, that the vote on the adoption of said resolution was taken openly, that said meeting was held at a specified time and place convenient to the public, that notice of said meeting was duly given to all of the news media requesting such notice, that an agenda for said meeting was posted at the location where said meeting was held and at the principal office of the Board on a day other than a Saturday, Sunday or legal holiday in the State of Illinois at least 48 hours in advance of the holding of said meeting, that a true, correct and complete copy of said agenda as so posted is attached hereto as *Exhibit A*, that at least one copy of said agenda was continuously available for public review during the entire 48-hour period preceding said meeting, that said meeting was called and held in strict compliance with the provisions of the Open Meetings Act of the State of Illinois, as amended, and with the provisions of the School Code of the State of Illinois, as amended, and that the Board has complied with all of the provisions of said Act and said Code and with all of the procedural rules of the Board in the conduct of said meeting and in the adoption of said resolution.

IN WITNESS WHEREOF, I hereunto affix my official signature, this 14th day of November, 2023.

Secretary, Board of Education

STATE OF ILLINOIS)
) SS
COUNTY OF RICHLAND)

FILING CERTIFICATE

I, the undersigned, do hereby certify that I am the duly qualified and acting County Clerk of The County of Richland, Illinois, and as such official I do further certify that on the ___ day of _____, 20___, there was filed in my office a duly certified copy of a resolution entitled:

RESOLUTION abating the taxes heretofore levied for the year 20___ to pay debt service on the General Obligation School Bonds (Alternate Revenue Source), Series 2018, of Community Unit School District Number 1, Richland, Wayne, Jasper, Clay and Lawrence Counties, Illinois.

duly adopted by the Board of Education of Community Unit School District Number 1, Richland, Wayne, Jasper, Clay and Lawrence Counties, Illinois, on the _____ day of _____, 20___, and that the same has been deposited in the official files and records of my office.

I do further certify that the taxes heretofore levied for the year _____ for the payment of General Obligation School Bonds (Alternate Revenue Source), Series 2018, as described in said resolution be abated in its entirety as provided in said resolution.

IN WITNESS WHERETO, I hereunto affix my official signature and the seal of said County, this ___ day of _____, 20___.

County Clerk of The County of Richland,
Illinois

(SEAL)

STATE OF ILLINOIS)
) SS
COUNTY OF WAYNE)

FILING CERTIFICATE

I, the undersigned, do hereby certify that I am the duly qualified and acting County Clerk of The County of Wayne, Illinois, and as such official I do further certify that on the ____ day of _____, 20___, there was filed in my office a duly certified copy of a resolution entitled:

RESOLUTION abating the taxes heretofore levied for the year 20___ to pay debt service on the General Obligation School Bonds (Alternate Revenue Source), Series 2018, of Community Unit School District Number 1, Richland, Wayne, Jasper, Clay and Lawrence Counties, Illinois.

duly adopted by the Board of Education of Community Unit School District Number 1, Richland, Wayne, Jasper, Clay and Lawrence Counties, Illinois, on the _____ day of _____, 20___, and that the same has been deposited in the official files and records of my office.

I do further certify that the taxes heretofore levied for the year _____ for the payment of General Obligation School Bonds (Alternate Revenue Source), Series 2018, as described in said resolution be abated in its entirety as provided in said resolution.

IN WITNESS WHERETO, I hereunto affix my official signature and the seal of said County, this ____ day of _____, 20___.

County Clerk of The County of Wayne,
Illinois

(SEAL)

STATE OF ILLINOIS)
) SS
COUNTY OF JASPER)

FILING CERTIFICATE

I, the undersigned, do hereby certify that I am the duly qualified and acting County Clerk of The County of Jasper, Illinois, and as such official I do further certify that on the ____ day of _____, 20___, there was filed in my office a duly certified copy of a resolution entitled:

RESOLUTION abating the taxes heretofore levied for the year 20___ to pay debt service on the General Obligation School Bonds (Alternate Revenue Source), Series 2018, of Community Unit School District Number 1, Richland, Wayne, Jasper, Clay and Lawrence Counties, Illinois.

duly adopted by the Board of Education of Community Unit School District Number 1, Richland, Wayne, Jasper, Clay and Lawrence Counties, Illinois, on the _____ day of _____, 20___, and that the same has been deposited in the official files and records of my office.

I do further certify that the taxes heretofore levied for the year _____ for the payment of General Obligation School Bonds (Alternate Revenue Source), Series 2018, as described in said resolution be abated in its entirety as provided in said resolution.

IN WITNESS WHERETO, I hereunto affix my official signature and the seal of said County, this ____ day of _____, 20___.

County Clerk of The County of Jasper, Illinois

(SEAL)

STATE OF ILLINOIS)
) SS
COUNTY OF CLAY)

FILING CERTIFICATE

I, the undersigned, do hereby certify that I am the duly qualified and acting County Clerk of The County of Clay, Illinois, and as such official I do further certify that on the ____ day of _____, 20___, there was filed in my office a duly certified copy of a resolution entitled:

RESOLUTION abating the taxes heretofore levied for the year 20___ to pay debt service on the General Obligation School Bonds (Alternate Revenue Source), Series 2018, of Community Unit School District Number 1, Richland, Wayne, Jasper, Clay and Lawrence Counties, Illinois.

duly adopted by the Board of Education of Community Unit School District Number 1, Richland, Wayne, Jasper, Clay and Lawrence Counties, Illinois, on the _____ day of _____, 20___, and that the same has been deposited in the official files and records of my office.

I do further certify that the taxes heretofore levied for the year _____ for the payment of General Obligation School Bonds (Alternate Revenue Source), Series 2018, as described in said resolution be abated in its entirety as provided in said resolution.

IN WITNESS WHERETO, I hereunto affix my official signature and the seal of said County, this ____ day of _____, 20___.

County Clerk of The County of Clay, Illinois

(SEAL)

STATE OF ILLINOIS)
) SS
COUNTY OF LAWRENCE)

FILING CERTIFICATE

I, the undersigned, do hereby certify that I am the duly qualified and acting County Clerk of The County of Lawrence, Illinois, and as such official I do further certify that on the ____ day of _____, 20____, there was filed in my office a duly certified copy of a resolution entitled:

RESOLUTION abating the taxes heretofore levied for the year 20____ to pay debt service on the General Obligation School Bonds (Alternate Revenue Source), Series 2018, of Community Unit School District Number 1, Richland, Wayne, Jasper, Clay and Lawrence Counties, Illinois.

duly adopted by the Board of Education of Community Unit School District Number 1, Richland, Wayne, Jasper, Clay and Lawrence Counties, Illinois, on the _____ day of _____, 20____, and that the same has been deposited in the official files and records of my office.

I do further certify that the taxes heretofore levied for the year _____ for the payment of General Obligation School Bonds (Alternate Revenue Source), Series 2018, as described in said resolution be abated in its entirety as provided in said resolution.

IN WITNESS WHERETO, I hereunto affix my official signature and the seal of said County, this ____ day of _____, 20____.

County Clerk of The County of Lawrence,
Illinois

(SEAL)

MINUTES of a regular public meeting of the Board of Education of Community Unit School District Number 1, Richland, Wayne, Jasper, Clay and Lawrence Counties, Illinois, held at 1200 East Laurel Street, Olney, Illinois, in said School District at 6 o'clock P.M., on the 14th day of November, 2023.

* * *

The President called the meeting to order and directed the Secretary to call the roll.

Upon the roll being called, Scott Snyder, the President, and the following Members were physically present at said location: Jake Anderson, Cindy Bailey, Norm Henderson, Marc Leist, Cindy Lockley, and Jeff Wilson.

The following members were allowed by a majority of the members of the Board of Education in accordance with and to the extent allowed by rules adopted by the Board of Education to attend the meeting by video or audio conference: None

No member was not permitted to attend the meeting by video or audio conference.

The following members were absent and did not participate in the meeting in any manner or to any extent whatsoever: None

The President announced that the next item of business before the Board of Education was the consideration of a resolution abating the taxes heretofore levied for the year 2023 to pay debt service on the General Obligation School Bonds (Alternate Revenue Source), Series 2019, of the District.

Whereupon Member Scott Snyder presented and the Secretary read by title a resolution as follows, copies of which were available to everyone in attendance at said meeting who requested a copy:

RESOLUTION abating the taxes heretofore levied for the year 2023 to pay debt service on the General Obligation School Bonds (Alternate Revenue Source), Series 2019, of Community Unit School District Number 1, Richland, Wayne, Jasper, Clay and Lawrence Counties, Illinois.

* * *

WHEREAS, the Board of Education (the “*Board*”) of Community Unit School District Number 1, Richland, Wayne, Jasper, Clay and Lawrence Counties, Illinois (the “*District*”), by resolution adopted on the 17th day of January, 2019 (the “*Resolution*”), did provide for the issue of \$4,785,000 General Obligation School Bonds (Alternate Revenue Source), Series 2019, dated February 7, 2019, of the District (the “*Bonds*”), and the levy of direct annual taxes sufficient to pay the principal of and interest on the Bonds (collectively, the “*Pledged Taxes*”); and

WHEREAS, the Board hereby determines that funds are or will be available to pay the principal of and interest on the Bonds when due, so as to enable the abatement of the Pledged Taxes levied for the year 2023; and

WHEREAS, it is necessary and in the best interests of the District that the Pledged Taxes levied for the year 2023 to pay the Bonds be abated in their entirety:

NOW, THEREFORE, Be It and It is Hereby Resolved by the Board of Education of Community Unit School District Number 1, Richland, Wayne, Jasper, Clay and Lawrence Counties, Illinois, as follows:

Section 1. Abatement of Tax. The Pledged Taxes levied for the year 2023 in the Resolution are hereby abated in their entirety.

Section 2. Filing of Resolution. Forthwith upon the adoption of this Resolution, the Secretary of the Board shall file a certified copy hereof with the County Clerks of Richland, Wayne, Jasper, Clay and Lawrence Counties, Illinois, and it shall be the duty of said County Clerks to abate the Pledged Taxes levied for the year 2023 in accordance with the provisions hereof.

Section 3. Effective Date. This Resolution shall be in full force and effect forthwith upon its adoption.

Adopted November 14, 2023.

President, Board of Education

Secretary, Board of Education

Member _____ moved and Member _____ seconded the motion that said resolution as presented and read by title be adopted.

After a full discussion thereof, the President directed that the roll be called for a vote upon the motion to adopt said resolution.

Upon the roll being called, the following members voted AYE: Jake Anderson, Cindy Bailey, Norm Henderson, Marc Leist, Cindy Lockley, Scott Snyder, and Jeff Wilson

NAY: None

Whereupon the President declared the motion carried and said resolution adopted, approved and signed the same in open meeting and directed the Secretary to record the same in the records of the Board of Education of Community Unit School District Number 1, Richland, Wayne, Jasper, Clay and Lawrence Counties, Illinois, which was done.

Other business not pertinent to the adoption of said resolution was duly transacted at the meeting.

Upon motion duly made, seconded and carried, the meeting was adjourned.

Secretary, Board of Education

STATE OF ILLINOIS)
) SS
COUNTY OF RICHLAND)

CERTIFICATION OF RESOLUTION AND MINUTES

I, the undersigned, do hereby certify that I am the duly qualified and acting Secretary of the Board of Education (the “*Board*”) of Community Unit School District Number 1, Richland, Wayne, Jasper, Clay and Lawrence Counties, Illinois (the “*District*”), and as such official I am the keeper of the records and files of the District and the Board.

I do further certify that the foregoing constitutes a full, true and complete transcript of the minutes of the meeting of the Board held on the 14th day of November, 2023, insofar as same relates to the adoption of a resolution entitled:

RESOLUTION abating the taxes heretofore levied for the year 2023 to pay debt service on the General Obligation School Bonds (Alternate Revenue Source), Series 2019, of Community Unit School District Number 1, Richland, Wayne, Jasper, Clay and Lawrence Counties, Illinois.

a true, correct and complete copy of which said resolution as adopted at said meeting appears in the foregoing transcript of the minutes of said meeting.

I do further certify that the deliberations of the Board on the adoption of said resolution were conducted openly, that the vote on the adoption of said resolution was taken openly, that said meeting was held at a specified time and place convenient to the public, that notice of said meeting was duly given to all of the news media requesting such notice, that an agenda for said meeting was posted at the location where said meeting was held and at the principal office of the Board on a day other than a Saturday, Sunday or legal holiday in the State of Illinois at least 48 hours in advance of the holding of said meeting, that a true, correct and complete copy of said agenda as so posted is attached hereto as *Exhibit A*, that at least one copy of said agenda was continuously available for public review during the entire 48-hour period preceding said meeting, that said meeting was called and held in strict compliance with the provisions of the Open Meetings Act of the State of Illinois, as amended, and with the provisions of the School Code of the State of Illinois, as amended, and that the Board has complied with all of the provisions of said Act and said Code and with all of the procedural rules of the Board in the conduct of said meeting and in the adoption of said resolution.

IN WITNESS WHEREOF, I hereunto affix my official signature, this 14th day of November, 2023.

Secretary, Board of Education

STATE OF ILLINOIS)
) SS
COUNTY OF RICHLAND)

FILING CERTIFICATE

I, the undersigned, do hereby certify that I am the duly qualified and acting County Clerk of The County of Richland, Illinois, and as such official I do further certify that on the ____ day of _____, 20____, there was filed in my office a duly certified copy of a resolution entitled:

RESOLUTION abating the taxes heretofore levied for the year 20____ to pay debt service on the General Obligation School Bonds (Alternate Revenue Source), Series 2019, of Community Unit School District Number 1, Richland, Wayne, Jasper, Clay and Lawrence Counties, Illinois.

duly adopted by the Board of Education of Community Unit School District Number 1, Richland, Wayne, Jasper, Clay and Lawrence Counties, Illinois, on the _____ day of _____, 20____, and that the same has been deposited in the official files and records of my office.

I do further certify that the taxes heretofore levied for the year _____ for the payment of General Obligation School Bonds (Alternate Revenue Source), Series 2019, as described in said resolution be abated in its entirety as provided in said resolution.

IN WITNESS WHERETO, I hereunto affix my official signature and the seal of said County, this ____ day of _____, 20____.

County Clerk of The County of Richland,
Illinois

(SEAL)

STATE OF ILLINOIS)
) SS
COUNTY OF WAYNE)

FILING CERTIFICATE

I, the undersigned, do hereby certify that I am the duly qualified and acting County Clerk of The County of Wayne, Illinois, and as such official I do further certify that on the ____ day of _____, 20____, there was filed in my office a duly certified copy of a resolution entitled:

RESOLUTION abating the taxes heretofore levied for the year 20____ to pay debt service on the General Obligation School Bonds (Alternate Revenue Source), Series 2019, of Community Unit School District Number 1, Richland, Wayne, Jasper, Clay and Lawrence Counties, Illinois.

duly adopted by the Board of Education of Community Unit School District Number 1, Richland, Wayne, Jasper, Clay and Lawrence Counties, Illinois, on the _____ day of _____, 20____, and that the same has been deposited in the official files and records of my office.

I do further certify that the taxes heretofore levied for the year _____ for the payment of General Obligation School Bonds (Alternate Revenue Source), Series 2019, as described in said resolution be abated in its entirety as provided in said resolution.

IN WITNESS WHERETO, I hereunto affix my official signature and the seal of said County, this ____ day of _____, 20____.

County Clerk of The County of Wayne,
Illinois

(SEAL)

STATE OF ILLINOIS)
) SS
COUNTY OF JASPER)

FILING CERTIFICATE

I, the undersigned, do hereby certify that I am the duly qualified and acting County Clerk of The County of Jasper, Illinois, and as such official I do further certify that on the ____ day of _____, 20____, there was filed in my office a duly certified copy of a resolution entitled:

RESOLUTION abating the taxes heretofore levied for the year 20____ to pay debt service on the General Obligation School Bonds (Alternate Revenue Source), Series 2019, of Community Unit School District Number 1, Richland, Wayne, Jasper, Clay and Lawrence Counties, Illinois.

duly adopted by the Board of Education of Community Unit School District Number 1, Richland, Wayne, Jasper, Clay and Lawrence Counties, Illinois, on the _____ day of _____, 20____, and that the same has been deposited in the official files and records of my office.

I do further certify that the taxes heretofore levied for the year _____ for the payment of General Obligation School Bonds (Alternate Revenue Source), Series 2019, as described in said resolution be abated in its entirety as provided in said resolution.

IN WITNESS WHERETO, I hereunto affix my official signature and the seal of said County, this ____ day of _____, 20____.

County Clerk of The County of Jasper, Illinois

(SEAL)

STATE OF ILLINOIS)
) SS
COUNTY OF CLAY)

FILING CERTIFICATE

I, the undersigned, do hereby certify that I am the duly qualified and acting County Clerk of The County of Clay, Illinois, and as such official I do further certify that on the ____ day of _____, 20____, there was filed in my office a duly certified copy of a resolution entitled:

RESOLUTION abating the taxes heretofore levied for the year 20____ to pay debt service on the General Obligation School Bonds (Alternate Revenue Source), Series 2019, of Community Unit School District Number 1, Richland, Wayne, Jasper, Clay and Lawrence Counties, Illinois.

duly adopted by the Board of Education of Community Unit School District Number 1, Richland, Wayne, Jasper, Clay and Lawrence Counties, Illinois, on the _____ day of _____, 20____, and that the same has been deposited in the official files and records of my office.

I do further certify that the taxes heretofore levied for the year _____ for the payment of General Obligation School Bonds (Alternate Revenue Source), Series 2019, as described in said resolution be abated in its entirety as provided in said resolution.

IN WITNESS WHERETO, I hereunto affix my official signature and the seal of said County, this ____ day of _____, 20____.

County Clerk of The County of Clay, Illinois

(SEAL)

STATE OF ILLINOIS)
) SS
COUNTY OF LAWRENCE)

FILING CERTIFICATE

I, the undersigned, do hereby certify that I am the duly qualified and acting County Clerk of The County of Lawrence, Illinois, and as such official I do further certify that on the ____ day of _____, 20____, there was filed in my office a duly certified copy of a resolution entitled:

RESOLUTION abating the taxes heretofore levied for the year 20____ to pay debt service on the General Obligation School Bonds (Alternate Revenue Source), Series 2019, of Community Unit School District Number 1, Richland, Wayne, Jasper, Clay and Lawrence Counties, Illinois.

duly adopted by the Board of Education of Community Unit School District Number 1, Richland, Wayne, Jasper, Clay and Lawrence Counties, Illinois, on the _____ day of _____, 20____, and that the same has been deposited in the official files and records of my office.

I do further certify that the taxes heretofore levied for the year _____ for the payment of General Obligation School Bonds (Alternate Revenue Source), Series 2019, as described in said resolution be abated in its entirety as provided in said resolution.

IN WITNESS WHERETO, I hereunto affix my official signature and the seal of said County, this ____ day of _____, 20____.

County Clerk of The County of Lawrence,
Illinois

(SEAL)

Proposed 2023 Tax Levy
Richland County Community Unit School District No. 1
Olney, Illinois 62450

2023 Tax Levy

Payable in 2024

FY25 Budget

2022 EAV \$284,298,215

2023 Estimated EAV \$315,571,019
EAV Increase - 11.00%
Total Levy Increase 8.82%
Aggregate (less Bonds) Levy Increase 9.91%
Truth in Taxation Hearing Required

2023 Estimated EAV \$311,306,545
EAV Increase - 9.50%
Total Levy Increase 7.85%
Aggregate (less bonds) Levy Increase 8.76%

| Fund | 2022 Extension | 2022 Tax Rate | 2023 Levy | Estimated Extension | Estimated Rate |
|-------------------------|-----------------------|----------------------|----------------------|----------------------------|-----------------------|
| Education | \$ 5,215,435 | \$ 1.8400 | \$ 5,806,507 | \$ 5,728,040 | \$ 1.8400 |
| Operations & Maint. | \$ 1,417,238 | \$ 0.5000 | \$ 1,577,856 | \$ 1,556,533 | \$ 0.5000 |
| Transportation | \$ 566,895 | \$ 0.2000 | \$ 631,143 | \$ 622,613 | \$ 0.2000 |
| Working Cash | \$ 141,724 | \$ 0.0500 | \$ 157,786 | \$ 155,653 | \$ 0.0500 |
| IMRF* | \$ 449,428 | \$ 0.1581 | \$ 450,000 | \$ 450,000 | \$ 0.1446 |
| Social Security* | \$ 524,342 | \$ 0.1844 | \$ 550,000 | \$ 550,000 | \$ 0.1767 |
| Fire Protection | \$ 141,724 | \$ 0.0500 | \$ 157,786 | \$ 155,653 | \$ 0.0500 |
| Tort Immunity* | \$ 1,413,194 | \$ 0.4971 | \$ 1,515,000 | \$ 1,515,000 | \$ 0.4867 |
| Special Ed. | \$ 113,379 | \$ 0.0400 | \$ 126,229 | \$ 124,523 | \$ 0.0400 |
| Lease | \$ - | \$ - | \$ - | \$ - | |
| Sub Total | \$ 9,983,358 | \$ 3.5196 | \$ 10,972,307 | \$ 10,858,015 | \$ 3.4880 |
| Bonds | \$ 1,800,124 | \$ 0.6332 | \$ 1,850,508 | \$ 1,850,508 | \$ 0.5944 |
| Total with Bonds | \$ 11,783,482 | \$ 4.1528 | \$ 12,822,815 | \$ 12,708,523 | \$ 4.0824 |

***Unrestricted Funds**

2023 Tax Levy Presentation

Tuesday, November 14 @ 6:00 p.m.
Richland County Community Unit School District #1
Richland County High School Science Commons

Introduction

Welcome to the Richland County Community Unit School District No. 1 Board of Education Meeting. Tonight we are discussing our 2023 Tax Levy.

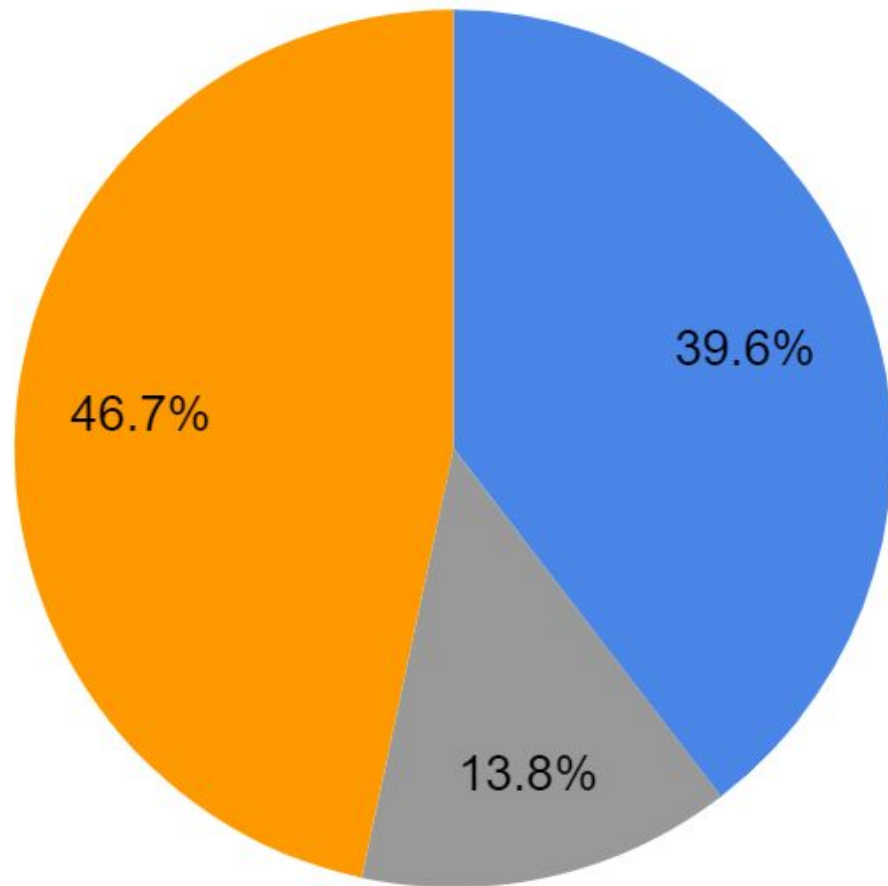
Each year our district must levy or take action on a specified timetable to certify the amount of revenue required from local taxes. When we consider the levy we are looking to the next year. We file the levy now, the money is collected next summer and we will receive the revenue next summer/fall.

In the packet you will find:

- Budget & Levy Cycle
- Steps of Levy Adoption
- 2022 Tax Levy Narrative
- 2022 Tax Levy

We thank you for attending tonight's meeting.

RCCU #1 Revenue Sources (FY23)



- State
- Federal
- Local

Fund Balances as of June 30, 2023

| | |
|--------------------------|-----------------|
| Education | \$20,015,587.93 |
| Operations & Maintenance | \$3,297,889.74 |
| Debt Service | \$187,474.06 |
| Transportation | \$1,292,101.42 |
| IMRF/Social Security | \$450,702.94 |
| Capital Projects | \$1,035,706.87 |
| Working Cash | \$998,956.88 |
| Tort | \$0 |
| Fire Prevention & Safety | \$140,269.83 |

What is a Tax Levy?

- The amount of money a taxing body (in our case a school district) requests to be raised from property tax.
- Most importantly, the tax levy is an ESTIMATE.
- A tax levy extension is the actual dollar amount to be generated by property taxes.
- School districts receive ...
 - no more than requested and
 - no more than entitled to by law.

Budget and Levy Cycle

Taxing Body:

- Prepares tentative budget
- Publishes Notice of Public Hearing; puts tentative budget on display 30 days before public hearing
- Holds public hearing
- Passes budget with changes in form of ordinances
- Publishes levy and holds public hearing if Truth in Taxation Act applies (levy greater than 105% of last year's extension)

Budget and Levy Cycle (contd.)

County Clerk:

- Calculated tax rates for each combination of taxing districts
- Extends taxes on equalized assessed value and enters in Collector's books
- Delivers Collector's books to county treasurer by December

County Treasurer:

- Prepares and mails tax bills
- Collects first installment for real estate
- Distributes tax money proportionately to taxing districts as tax money is collected
- Collects second installment for real estate
- Prepares delinquent tax list and sends Notice of Application for Judgment on Real Estate

Budget and Levy Cycle (contd.)

Circuit Court:

- Pronounces judgment for sale of real estate due to nonpayment of taxes and rules on tax objections

County Clerk & Treasurer:

- Administers sale of real estate due to nonpayment of taxes

Steps of Levy Adoption

1. District determines on a fund-by-fund basis the total revenue required for the coming school year.
2. District projects expenditures for the next year and estimates the revenue from all sources. The difference is the need for property taxes. **The reality is that the school district needs all of the tax revenue that it can legally secure.**
3. The formula governing tax revenue for each fund is subject to a maximum rate without referendum.
4. No levy action is needed for the Bond and Interest fund. The County Clerk extends taxes for debt service based on the levy resolutions that were filed when the bonds were sold. **However, we always work closely with the clerk's office and the bond company to assure the correct amount and payment.**
5. No expenditures can be made from the Working Cash fund.
6. The final step in the levy process is to add up all of the levies in all the funds.

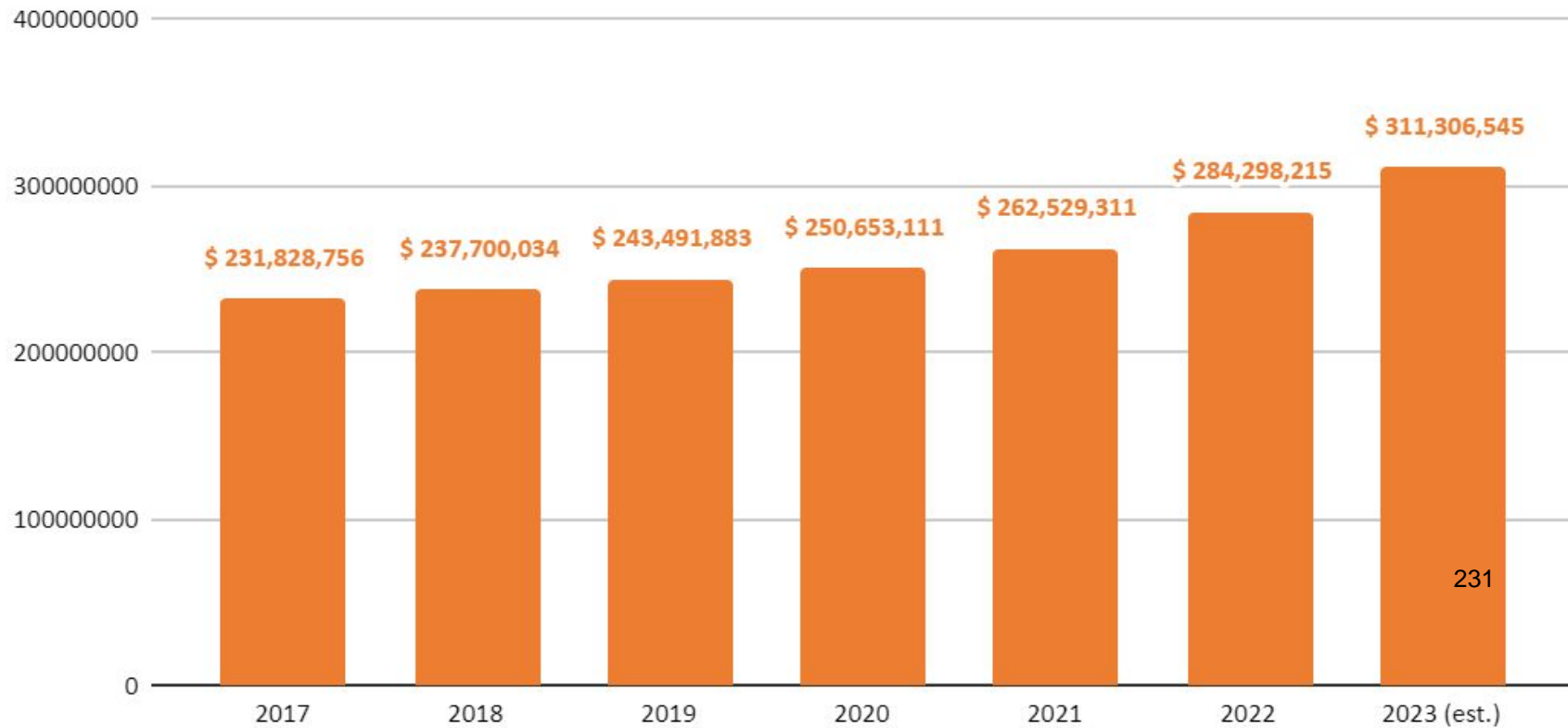
Levy Adoption

- When the levy exceeds the previous tax year's operating fund extension by more than 5 percent then we are required to publish a Truth-in-Taxation notice and hold a hearing.
This levy request does require a Truth-in-Taxation hearing.
- The levy must be filed by the fourth Tuesday in December on the state issued form with the clerks of Clay, Jasper, Lawrence, Richland, and Wayne Counties. The clerks date, stamp, and return a copy to the district.

2 Components of Property Taxes

1. Equalized Assessed Value (EAV)
 - A property's valuation after county and state equalization are performed. By law, property is to be assessed at one-third of its fair market value.
 - Example: If Fair Market Value is \$150,000, the EAV would be \$50,000.
2. Tax Rate
 - The amount of property taxes extended, expressed as a percentage of EAV.
 - Example: a rate of 4.08% computes to a tax bill of \$4.08 per \$100 of EAV

Equalized Assessed Value (EAV)



231

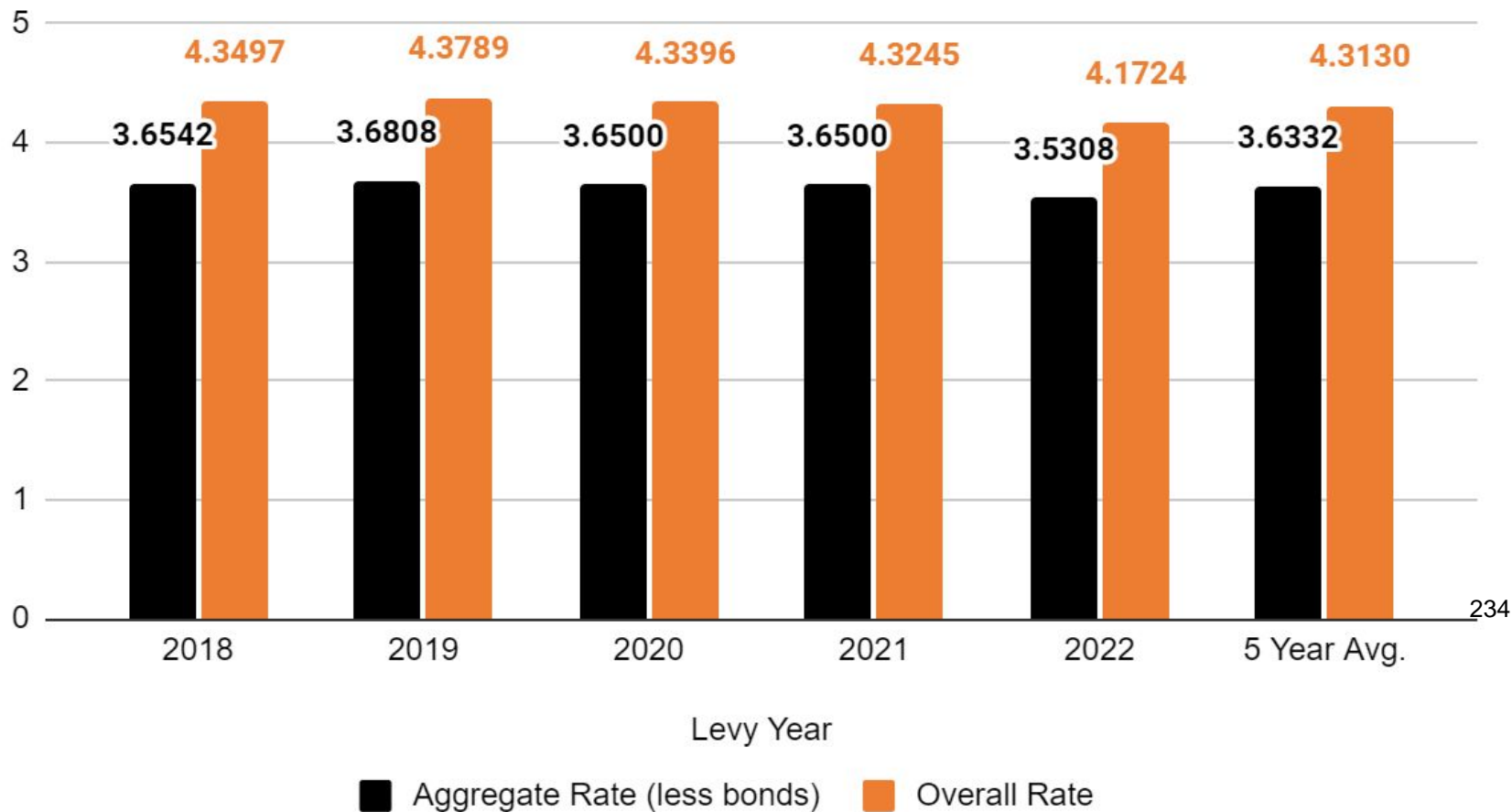
Tax Rates by Fund

| | | | |
|-------------------------------------|-----------|-------------------------------------|-----------|
| Education | \$1.84 | Social Security | As needed |
| Operations & Maintenance | \$0.50 | Fire & Safety Protection | \$0.05 |
| Transportation | \$0.20 | Tort Immunity | As needed |
| Working Cash | \$0.05 | Special Education | \$0.04 |
| IMRF | As needed | Bond & Interest | As needed |

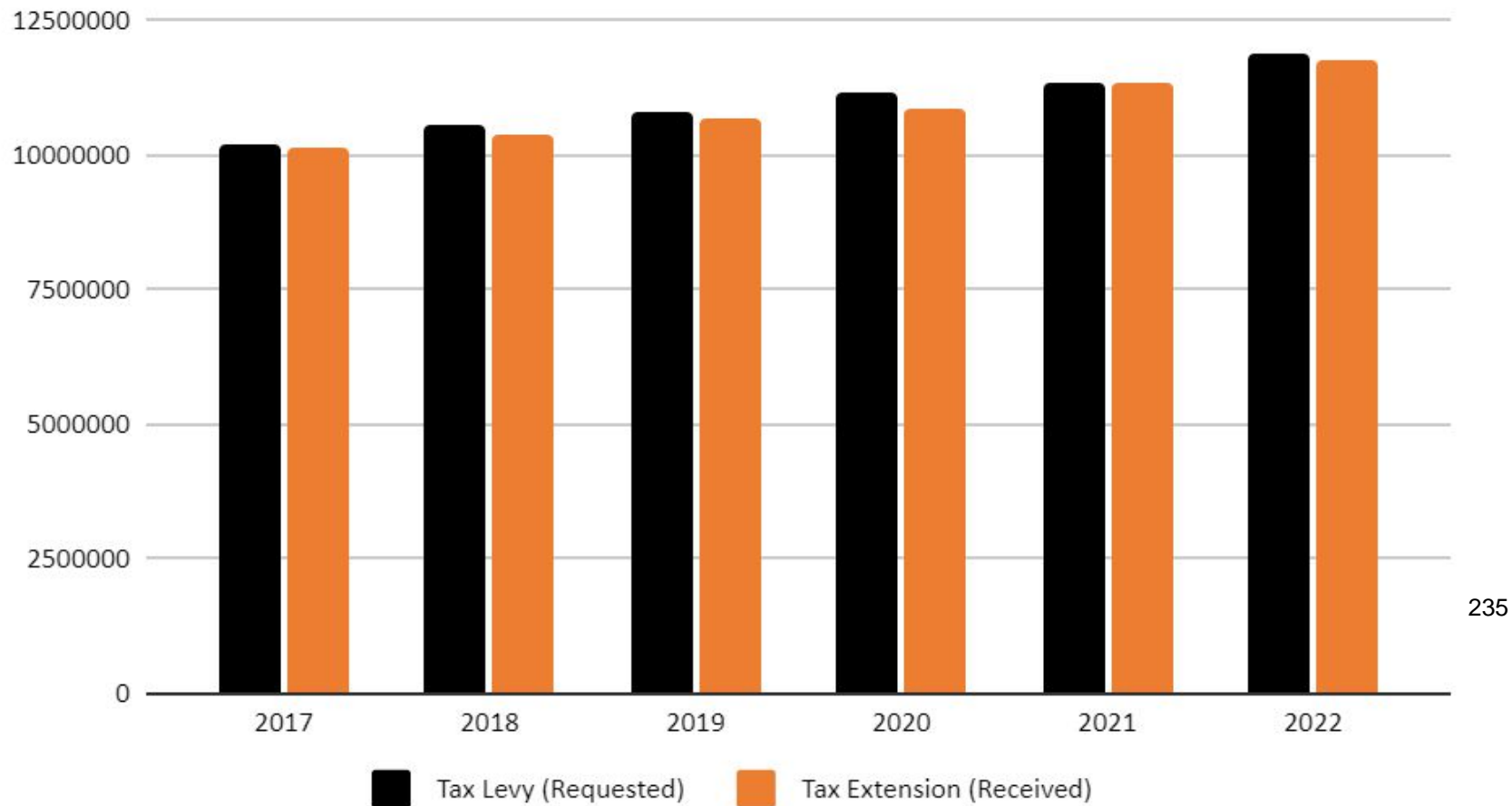
Comparison of 2022 Regional Tax Rates

| | | | |
|-------------------|---------|------------------|---------------|
| Red Hill #10 | 3.17479 | Dieterich #30 | 3.80852 |
| North Clay #25 | 3.25340 | Wabash #348 | 3.82722 |
| Effingham #40 | 3.48061 | Robinson #2 | 3.86710 |
| Edwards County #1 | 3.49677 | Flora #35 | 3.88480 |
| Lawrence Co. #20 | 3.59120 | RCCU #1 | 4.1528 |
| Teutopolis #50 | 3.62536 | Jasper County #1 | 4.24033 |
| Clay City #10 | 3.75250 | Salem #111/#600 | 4.37714 |

RCCU #1 Tax Rates



Tax Levy vs. Extension



| 2023 Tax Levy RCCU #1 Olney Illinois, 62450 | Fund | 2022 Extension | 2022 Tax Rate | 2023 Levy | Estimated Extension | Estimated Rate |
|---|--|----------------|---------------|---------------|---------------------|----------------|
| Taxes Payable in 2024 for FY25 Budget | Education | \$ 5,215,435 | \$ 1.8400 | \$ 5,806,507 | \$ 5,728,040 | \$ 1.8400 |
| | Operations & Maint. | \$ 1,417,238 | \$ 0.5000 | \$ 1,577,856 | \$ 1,556,533 | \$ 0.5000 |
| | Transportation | \$ 566,895 | \$ 0.2000 | \$ 631,143 | \$ 622,613 | \$ 0.2000 |
| | Working Cash | \$ 141,724 | \$ 0.0500 | \$ 157,786 | \$ 155,653 | \$ 0.0500 |
| | IMRF* | \$ 449,428 | \$ 0.1581 | \$ 450,000 | \$ 450,000 | \$ 0.1446 |
| | Social Security* | \$ 524,342 | \$ 0.1844 | \$ 550,000 | \$ 550,000 | \$ 0.1767 |
| | Fire Prev. & Safety | \$ 141,724 | \$ 0.0500 | \$ 157,786 | \$ 155,653 | \$ 0.0500 |
| | Tort Immunity* | \$ 1,413,194 | \$ 0.4971 | \$ 1,515,000 | \$ 1,515,000 | \$ 0.4867 |
| | Special Ed. | \$ 113,379 | \$ 0.0400 | \$ 126,229 | \$ 124,523 | \$ 0.0400 |
| | Lease | \$ - | \$ - | | \$ - | 236 |
| 2022 EAV \$284,298,215 | Sub Total | \$ 9,983,358 | \$ 3.5196 | \$10,972,307 | \$ 10,858,015 | \$ 3.4880 |
| 2023 Estimated EAV \$315,571,019 EAV Increase - 11.00% Total Levy Increase 8.82% Aggregate (less Bonds) Levy Increase 9.91% Truth in Taxation Hearing Required | Bonds | \$ 1,800,124 | \$ 0.6332 | \$ 1,850,508 | \$ 1,850,508 | \$ 0.5944 |
| | Total with Bonds | \$ 11,783,482 | \$ 4.1528 | \$ 12,822,815 | \$ 12,708,523 | \$ 4.0824 |
| | 2023 Estimated EAV \$311,306,545 EAV Increase - 9.50% Levy Increase 7.85% Aggregate (less bonds) Levy Increase 8.76% | | | | | |
| *Unrestricted Funds | | | | | | |