

**Richland County Community Unit School District No.1  
Board of Education**

**Regular Meeting  
Thursday, September 21, 2023  
Richland County High School  
1200 E. Laurel St.  
Olney, IL 62450  
6:00 PM**

- I. Call to Order and Pledge of Allegiance
- II. Roll Call
- III. Recognition and Comments from Employees and Public
  - A. Introduction of new teachers and counselors for the 2023-2024 school year.
  - B. 2022-2023 Olnean Yearbook Presentation
  - C. Recognize three RCHS students that earned academic honors from the College Board National Recognition Programs.
- IV. Consent Agenda
  - A. \* Minutes of Previous Meetings 3
  - B. \* Closed Minutes
    - 1. \* Approve Destruction of Audio Recordings of February 10, 2022, February 17, 2022, and February 24, 2022.
  - C. \* Communication 11
  - D. \* August FOIA Log 13
  - E. \* Building Reports
    - 1. \* RCELC 14
    - 2. \* RCES 15
    - 3. \* RCMS 17
    - 4. \* RCHS 18
    - 5. \* Special Education 22
  - F. \* Approve Fundraisers 23
  - G. \* EIS Administrator and Teacher Salary and Benefits Report - School Year 2023 39
- V. Financial Reports
  - A. Treasurer's Report 44
  - B. Balance Sheet 45
  - C. Approval of Bills and Payroll 50
  - D. All Other Financial Reports
    - 1. Comparison of Funds - August 2022 with August 2023 130
    - 2. Monthly Financial Report 131
    - 3. Financial Update/Review 215
- VI. Administrative Reports
  - A. Superintendent's Report
    - 1. Enrollment Update 217
    - 2. IASB Wabash Valley Division Meeting, Tuesday, October 17 - Effingham
  - B. Assistant Superintendent's Report
- VII. Unfinished Business

VIII.	<b>Public Hearing</b>	
	A. <b>Temporarily Adjourn Regular Meeting to Convene Public Hearing</b>	
	B. <b>Hear Testimony and Consider FY24 Budget</b>	<b>222</b>
	C. <b>Adjourn Public Hearing and Convene to Regular Meeting</b>	
IX.	New Business	
	A. Approve FY24 Budget	229
	B. Approve Updated Payroll Office Job Descriptions	
	C. Seek Direction on Possible Addition of a Second School Resource Officer	
	D. Selection of a SESE Governing Board Alternate Member	
	E. Approve Resolution to Sell Unneeded Fitness Equipment	267
X.	Enter Executive Session	
	A. To Consider Information Regarding Appointment, Employment, Compensation, Discipline, Performance, or Dismissal of Individual Employees	
	B. To Discuss Matters of Possible or Pending Litigation	
	C. To Discuss Matters of Closed Session Minutes	
	D. To Discuss the Purchase or Lease of Real Property	
XI.	Exit Executive Session	
XII.	Personnel Action	
XIII.	Approve Adjusted Pay Rate for Unit Office Staff.	
XIV.	Adjournment	

Regular Meeting  
Thursday, August 17, 2023 6:00 PM Central

Richland County High School  
1200 E. Laurel St.  
Olney, IL 62450

I. Call to Order and Pledge of Allegiance – The regular meeting of the Richland County Board of Education was called to order by President Scott Snyder at 6:00 p.m. on Thursday, August 17, 2023.

II. Roll Call

Jake Anderson: Present  
Cindy Bailey: Present  
Norm Henderson: Present  
Marc Leist: Present  
Cindy Lockley: Present  
Scott Snyder: Present  
Jeff Wilson: Present  
Present: 7.

III. Recognition and Comments from Employees and Public - None

IV. Consent Agenda

Motion to approve the consent agenda as presented. This motion, made by Norm Henderson and seconded by Jake Anderson, Passed.

Jake Anderson: Yea, Cindy Bailey: Yea, Norm Henderson: Yea, Marc Leist: Yea, Cindy Lockley: Yea, Scott Snyder: Yea, Jeff Wilson: Yea  
Yea: 7, Nay: 0

IV.A. \* Minutes of Previous Meetings – the regular and closed minutes of the regular meeting held on July 20, 2023.

IV.B. \* Closed Minutes

IV.B.1. \* Approve Destruction of Audio Recordings of January 6, 2022 and January 20, 2022.

IV.C. \* Communication – None

IV.D. \* July FOIA Log included one request from Prairie State Wire requesting Substitute Teacher information including names, number of days worked and pay for the last five years.

IV.E. \* Building Reports submitted from Administration of each building.

IV.E.1. \* RCELC

IV.E.2. \* RCES

IV.E.3. \* RCMS

IV.E.4. \* RCHS

IV.E.5. \* Special Education

IV.F. \* Policies for Second Reading and Adoption – Document Registry 23-08-01

IV.F.1. \* 4.45 Insufficient Fund Checks & Debt Recovery

IV.F.2. \* 4.100 Insurance Management

IV.F.3. \* 5.230 Maintaining Student Discipline

IV.F.4. \* 6.10 Educational Philosophy and Objectives

IV.F.5. \* 7.275 Orders to Forgo Life-Sustaining Treatment

IV.F.6. \* 7.305 Student Athlete Concussions and Head Injuries

IV.F.7. \* 7.330 Student Use of Buildings

IV.G. \* Approve Fundraiser request from RCHS Cross Country

V. Financial Reports

Motion to approve financial reports as presented. This motion, made by Jeff Wilson and seconded by Norm Henderson, Passed.

Jake Anderson: Yea, Cindy Bailey: Yea, Norm Henderson: Yea, Marc Leist: Yea, Cindy Lockley: Yea, Scott Snyder: Yea, Jeff Wilson: Yea

Yea: 7, Nay: 0

V.A. Treasurer's Report – the monthly treasurer’s report was presented

V.B. Balance Sheet – the monthly balance sheet was presented

V.C. Approval of Bills and Payroll – The monthly bill listing to date in the amount of \$578,037.28 and the district payroll for the month of July 2023 was presented for payment. Payroll and personnel on a regular employment status for the month of August 2023 is the same as the month of July 2023 with the following exceptions:

ADDITIONS: Jason Fox – Superintendent, Sarah Higginbotham - RCMS Secretary, Andrea Thomas - Food Service Director, Brandi Lutz - Transportation Assistant

DELETIONS: Chris Simpson - Superintendent, Mary Ann Harness – RCMS Secretary

V.D. All Other Financial Reports

V.D.1. Comparison of Funds - July 2022 with July 2023

V.D.2. Monthly Financial Report

V.D.3. Financial Update/Review – Mr. LeCrone reviewed the financial reports

VI. Administrative Reports

VI.A. Superintendent's Report

VI.A.1. Review of Teacher Institute Days held on August 14 & 15 and 2023-24 Enrollment is currently 2230 students in grades PreK – 12.

VI.B. Assistant Superintendent's Report – Mr. LeCrone recognized and praised all the staff for their hard work in completing all the summer maintenance projects.

VII. Unfinished Business

VIII. New Business

VIII.A. Approve Intergovernmental Agreement with Red Hill CUSD #10 for Insurance  
**Document Registry 23-08-02**

Motion to approve the Intergovernmental Agreement between Red Hill CUSD #10 and Richland County CUSD #1 for Employee Insurance. This motion, made by Cindy Lockley and seconded by Cindy Bailey, Passed.

Jake Anderson: Yea, Cindy Bailey: Yea, Norm Henderson: Yea, Marc Leist: Yea, Cindy Lockley: Yea, Scott Snyder: Yea, Jeff Wilson: Yea  
Yea: 7, Nay: 0

VIII.B. Approve Intergovernmental Agreement with Olney Public Library  
**Document Registry 23-08-03**

Motion to approve the Intergovernmental Agreement with the Olney Public Library for the 2023-2024 school year. This motion, made by Jake Anderson and seconded by Jeff Wilson, Passed.

Jake Anderson: Yea, Cindy Bailey: Yea, Norm Henderson: Yea, Marc Leist: Yea, Cindy Lockley: Yea, Scott Snyder: Yea, Jeff Wilson: Yea  
Yea: 7, Nay: 0

VIII.C. Approve Agreement with CarleRMH to supply a Certified Health Occupations Instructor (no signed agreement)

Motion to approve an agreement with CarleRMH to supply a Certified Health Occupations Instructor. This motion, made by Cindy Lockley and seconded by Cindy Bailey, Passed.

Jake Anderson: Yea, Cindy Bailey: Yea, Norm Henderson: Yea, Marc Leist: Yea, Cindy Lockley: Yea, Scott Snyder: Yea, Jeff Wilson: Yea  
Yea: 7, Nay: 0

VIII.D. Approve FY24 Tentative Budget – **Document Registry 23-08-04**

Motion to approve FY24 Tentative Budget as presented. This motion, made by Jeff Wilson and seconded by Cindy Lockley, Passed.

Jake Anderson: Yea, Cindy Bailey: Yea, Norm Henderson: Yea, Marc Leist: Yea, Cindy Lockley: Yea, Scott Snyder: Yea, Jeff Wilson: Yea  
Yea: 7, Nay: 0

	<b>FY24</b>	<b>Tentative</b>	<b>Budget</b>		
<b>Fund</b>	<b>Fund Balance July 1, 2023</b>	<b>FY24 Revenue</b>	<b>FY24 Expenditures</b>	<b>Fund Balance July 1, 2024</b>	<b>Difference</b>
10-Education*	20,015,587.93	23,745,536.00	22,947,685.00	20,813,438.93	797,851.00
20-Operations & Maintenance	3,297,889.74	1,528,608.00	1,672,150.00	3,154,347.74	(143,542.00)
30-Debt Service	187,474.06	2,797,799.00	2,792,799.00	192,474.06	5,000.00
40-Transportation**	1,292,101.42	1,524,343.00	1,903,062.00	913,382.42	(378,719.00)
50-IMRF/SS	450,702.94	1,032,500.00	1,135,760.00	347,442.94	(103,260.00)
60-Capital Projects***	1,035,706.87	950,000.00	747,500.00	1,238,206.87	202,500.00
70-Working Cash	998,956.88	179,861.00	-	1,178,817.88	179,861.00
80-Tort Immunity	0.00	1,398,136.00	1,398,136.00	-	-
90-Fire Prevention & Safety	140,269.83	140,861.00	170,000.00	111,130.83	(29,139.00)
					-
<b>Total</b>	<b>27,418,689.67</b>	<b>33,297,644.00</b>	<b>32,767,092.00</b>	<b>27,949,241.67</b>	<b>530,552.00</b>

VIII.E. Approve Trap Shooting Activity Team

Motion to approve a Trap Shooting Activity Team at RCHS to compete in competition. This motion, made by Jake Anderson and seconded by Norm Henderson, Passed.

Jake Anderson: Yea, Cindy Bailey: Yea, Norm Henderson: Yea, Marc Leist: Yea, Cindy Lockley: Yea, Scott Snyder: Yea, Jeff Wilson: Yea

Yea: 7, Nay: 0

VIII.F. Approve to write for \$50,000 matching School Maintenance Project Grant

Motion to approve to write for a \$50,000.00 matching School Maintenance Project Grant. This motion, made by Jake Anderson and seconded by Norm Henderson, Passed.

Jake Anderson: Yea, Cindy Bailey: Yea, Norm Henderson: Yea, Marc Leist: Yea, Cindy Lockley: Yea, Scott Snyder: Yea, Jeff Wilson: Yea

Yea: 7, Nay: 0

VIII.G. Approve Partnership with Huron Stador Education / TeacherReady to advance the District's Grow Your Own programming

Motion to approve a partnership with Huron Stador Education / TeacherReady to advance the District's Grown Your Own programming. This motion, made by Cindy Lockley and seconded

by Cindy Bailey, Passed.

Jake Anderson: Yea, Cindy Bailey: Yea, Norm Henderson: Yea, Marc Leist: Yea, Cindy Lockley: Yea, Scott Snyder: Yea, Jeff Wilson: Yea

Yea: 7, Nay: 0

Other items discussed is the possibility of hosting an open house at RCELC and meet and greet for Mr. Jason Fox on September 9<sup>th</sup>.

IX. Enter Executive Session

Motion to enter executive session at 6:35 p.m. This motion, made by Norm Henderson and seconded by Jeff Wilson, Passed.

Jake Anderson: Yea, Cindy Bailey: Yea, Norm Henderson: Yea, Marc Leist: Yea, Cindy Lockley: Yea, Scott Snyder: Yea, Jeff Wilson: Yea

Yea: 7, Nay: 0

IX.A. To Consider Information Regarding Appointment, Employment, Compensation, Discipline, Performance, or Dismissal of Individual Employees

IX.B. To Discuss Matters of Possible or Pending Litigation

IX.C. To Discuss Matters of Closed Session Minutes

X. Exit Executive Session

Motion to exit executive session at 8:18 p.m. This motion, made by Jeff Wilson and seconded by Norm Henderson, Passed.

Jake Anderson: Yea, Cindy Bailey: Yea, Norm Henderson: Yea, Marc Leist: Yea, Cindy Lockley: Yea, Scott Snyder: Yea, Jeff Wilson: Yea

Yea: 7, Nay: 0

XI. Personnel Action

Motion to approve all personnel action as presented: Bus Driver Rick Crane with the reinstatement of 36.5 sick days used from 3/29/23 - 5/22/23. RCHS Custodian Steven Rodgers for the reinstatement of 23 sick days used from 6/26/23 - 8/4/23. Bus Driver Brandi Mitchell with a leave of absence from 8/14/23 - 1/23/24 to complete a training program. Hannah Reeves resignation as RCES Paraprofessional effective August 7, 2023. Scott Williams resignation as RCHS Co-Head Custodian effective July 31, 2023 and will remain on staff as a custodian. Pamela Murray resignation as part-time Special Education Teacher effective August 1, 2023. Payton Angle resignation as Bus Driver effective August 15, 2023. Natalie Shryock resignation as part-time RCES Para Supervision Aide effective August 18, 2023. The transfer of Taylor Henry from RCMS Secretary to Office Manager and Jennifer Fancher from RCELC Secretary to Office Manager effective for the 2023-2024 school year. The employment of Amber Berkshire and Rebecca Lomas as full-time food service staff members, Rita Kaye Burgin as part-time food service staff member effective August 14, 2023 and Korina Barnes as full-time food service staff member effective August 21, 2023. The re-employment of Mickey Haynes as a JROTC Instructor for the 2023-2024 school year. The employment of Michelle Bridges as Math Interventionist effective August 14, 2023. The employment of Courtney Cordell and Parker Brinkley as Paraprofessional/Supervision Aide effective the completion of new hire paperwork and licensure. The employment of Brittany Balding as Special Education Paraprofessional effective the completion of new hire paperwork and licensure. The extra-duty assignment for

Kendra Page as RCMS Assistant Cross Country Coach for the 2023-24 school year. The volunteer coaching assignment of Dave Denton for RCHS Football for the 2023-24 school year and volunteer coaching assignment of Galen Slover for RCMS Softball for the 2023-24 school year. This motion, made by Cindy Lockley and seconded by Norm Henderson, Passed.  
Jake Anderson: Yea, Cindy Bailey: Yea, Norm Henderson: Yea, Marc Leist: Yea, Cindy Lockley: Yea, Scott Snyder: Yea, Jeff Wilson: Yea  
Yea: 7, Nay: 0

~~XII. Possible approval to hire a Board Member as a substitute bus driver (removed from agenda)~~

**XIII. Adjournment**

Motion to adjourn at 8:21 p.m. This motion, made by Jeff Wilson and seconded by Norm Henderson, Passed.  
Jake Anderson: Yea, Cindy Bailey: Yea, Norm Henderson: Yea, Marc Leist: Yea, Cindy Lockley: Yea, Scott Snyder: Yea, Jeff Wilson: Yea  
Yea: 7, Nay: 0

Approved:

President: \_\_\_\_\_

Secretary: \_\_\_\_\_

Special Meeting  
Tuesday, September 12, 2023 5:30 PM Central

Unit Office Board Room  
1100 E Laurel St  
Olney, Illinois 62450

I. Call to Order and Pledge of Allegiance – The special meeting of the Richland County Board of Education was called to order by President Scott Snyder at 5:30 p.m. on Tuesday, September 12, 2023.

II. Roll Call

Jake Anderson: Present  
Cindy Bailey: Absent  
Norm Henderson: Present  
Marc Leist: Present  
Cindy Lockley: Present  
Scott Snyder: Present  
Jeff Wilson: Present  
Present: 6, Absent: 1.

III. Recognition and Comments from Employees and Public – None

IV. Enter Executive Session

Motion to enter executive session at 5:33 p.m. This motion, made by Norm Henderson and seconded by Jeff Wilson, Passed.

Cindy Bailey: Absent, Jake Anderson: Yea, Norm Henderson: Yea, Marc Leist: Yea, Cindy Lockley: Yea, Scott Snyder: Yea, Jeff Wilson: Yea  
Yea: 6, Nay: 0, Absent: 1

IV.A. To Discuss Matters of a Student Disciplinary Case

IV.B. To Consider Information Regarding Appointment, Employment, Compensation, Discipline, Performance, or Dismissal of Individual Employees

V. Exit Executive Session

Motion to exit executive session at 6:14 p.m. This motion, made by Jeff Wilson and seconded by Cindy Lockley, Passed.

Cindy Bailey: Absent, Jake Anderson: Yea, Norm Henderson: Yea, Marc Leist: Yea, Cindy Lockley: Yea, Scott Snyder: Yea, Jeff Wilson: Yea  
Yea: 6, Nay: 0, Absent: 1

VI. Possible Student Discipline Action

Motion to expel Student A for the remainder of the 2023-2024 school year and the first quarter of the 2024-2025 school year. Student A will be referred to alternative school and may return on Principal's Probation for the second semester of the 2023-2024 school year if Student A completes 20 hours of approved counseling and follows all school rules while attending alternative school. The counseling will be at the expense of the student. This motion, made by Cindy Lockley and seconded by Jeff Wilson, Passed.

Cindy Bailey: Absent, Jake Anderson: Yea, Norm Henderson: Yea, Marc Leist: Yea, Cindy Lockley: Yea, Scott Snyder: Yea, Jeff Wilson: Yea  
Yea: 6, Nay: 0, Absent: 1

**VII. Adjournment**

Motion to adjourn at 6:16 p.m. This motion, made by Norm Henderson and seconded by Jeff Wilson, Passed.

Cindy Bailey: Absent, Jake Anderson: Yea, Norm Henderson: Yea, Marc Leist: Yea, Cindy Lockley: Yea, Scott Snyder: Yea, Jeff Wilson: Yea  
Yea: 6, Nay: 0, Absent: 1

Approved:

President: \_\_\_\_\_

Secretary: \_\_\_\_\_

JASON FOX, CHAD LE CROWE  
REC'D 1 BOARD OF EDUCATION

Thank you to all for the reinstatement of my "sick day" benefits. It was very thoughtful and generous. Hopefully I will not need them, but we never know what the future will bring. It is comforting to know that I have them in case. My goal is to continue working to age 75; which is coming at me like a runaway train.

Thank you again.

Sincerely,  
Steve Rodgers

heartline

A  COMPANY

Thank  
You

12

Hallmark Cares  
Visit [Hallmark.com/ourplanet](http://Hallmark.com/ourplanet)

THIS CARD IS MADE WITH PAPER FROM  
WELL-MANAGED FORESTS.

© HALLMARK LICENSING, LLC  
HALLMARK MARKETING COMPANY, LLC  
KANSAS CITY, MO 64141  
MADE IN U.S.A.

[Hallmark.com](http://Hallmark.com)

LAE 1705



0 09200 29420 2

## August 2023 FOIA Request Log

Date Received	Sender	Request	Response	Date of Response
8/28/2023	Sheri Reid, SmartProcure	Requesting information about our vendors and purchasing records from 05/30/2023 to 08/28/2023	Response e-mailed to sreid@smartprocure.com with Skyward reports including Purchase Orders and Vendor Listing	8/28/2023

## **TigerTales - The story begins.**



### **RC ELC Preschool Vision:**

**Creating a community in which every child has access to a rich and safe learning environment that fosters happy, healthy learners and leaders.**

### **RC ELC Preschool Mission:**

**To provide the educational foundations for the learners and leaders of tomorrow.**

### **Enrollment as of 9/5/2023:**

<b>Program:</b>	<b>Total Enrollment</b>
<b>Birth-3</b>	<b>54</b>
<b>Preschool For All</b>	<b>150</b>
<b>Early Childhood</b>	<b>13</b>

### **Current and Upcoming Events:**

- **Buster the Bus Visit - Wednesday, September 6**
- **Intro to Teaching Class Visit - Wednesday, September 6**
- **ELC Picture Day - Friday, September 8**
- **Fire Drill - Tuesday, September 12**
- **Wind Drill - Thursday, September 14**
- **All About Me Art Gallery - Monday, September 25**





# RCES Building Report

## September 2023

<b>Enrollment Figures by Grade Level at the beginning of September 2023: as of 09/05/23</b>											<b>Totals</b>
Kg	21	20	20	20	20	21	20				<b>142</b>
1st	21	21	20	21	19	20	21				<b>142</b>
2nd	23	22	21	22	22	22	21				<b>154</b>
Pri LD/MMI	0	1									<b>1</b>
3rd	20	21	22	21	19	21	18				<b>142</b>
4th	23	23	22	24	23	23	22				<b>160</b>
5th	25	24	24	23	23	23	22				<b>164</b>
Int LD/MMI	4										<b>4</b>
<b>Total</b>											<b>913</b>

<b>SESE Classes</b>	
SESE Autism Room	10
Off Site Location	1
Homebound	0
RCES/SESE Total	11

<b>August Attendance Percentage:</b>	
Kindergarten	95.85
1st Grade	97.29
2nd Grade	96.76
3rd Grade	96.86
4th Grade	95.34
5th Grade	95.48

<b>August Discipline Report:</b>	
Bus Suspension	1
In School Suspension	0
Out of School Suspension	3

### **News and Events:**

9/4: Labor Day

9/11 - Picture Day (individual & class)

9/12 - AG Safety Day

9/20 - School Improvement 12:30-3:00, 12:10 dismissal

9/21 - RCCU#1 School Board Meeting 6:00PM







## RCHS School Board Report - September '23

Enrollment by Grade Level as of 8/31/22:	Totals	Attendance % by Grade Level for previous month:
Freshman	216	95.93
Sophomore	160	95.85
Junior	157	95.58
Senior	139	95.18
Total	672	95.60

Building Discipline Report for previous month:	Freshman	Sophomore	Junior	Senior	Total
ISS	4	-	1	-	5
OSS	-	-	-	-	-
Lunch Detention	8	-	-	-	8
Detention	2	4	6	2	14
Saturday School	-	-	-	-	-

**\*\* RCHS Events**

Date	Event
September 1	School Safety Drill (OTA) Tiger Golf - Olney Invitational Tiger Football @ Mattoon (7:00 PM)
September 2	Cross Country @ Charleston Invitational Lady Tiger Volleyball Classic (9:30 AM) Tiger Soccer v Altamont (11:00 AM)
September 4	Labor Day - No Student Attendance
September 5	Tiger Golf @ Salem (4:00 PM) Lady Tennis v St. Anthony (4:30 PM) Tiger Soccer v Newton (4:30 PM) International Thespian Society Info Meeting - PAC (6:00 PM)
September 6	Lady Tiger Golf Invitational (3:00 PM)
September 7	Fire Marshal - Health/Life/Safety Inspection Lady Tennis v Flora (4:30 PM) Lady Tiger Volleyball v Lawrenceville (6:00 PM)
September 8	Tiger Golf @ Mattoon Invitational (1:00 PM) Tiger Football @ Lawrenceville (7:00 PM) Teacher collaboration - Early Dismissal (2:00 PM)
September 9	Lady Tennis @ Mattoon Invitational (8:00 AM) Tiger Golf @ Mattoon (8:00 AM) Cross Country @ Peoria (9:00 AM) Tiger Soccer v Pinckneyville (11:00 AM)
September 11	New Teacher Luncheon (12:30 PM) Lady Tiger Golf (4:00 PM) Tiger Golf @ Charleston (4:15 PM) Lady Tennis @ Charleston (4:15 PM)
September 12	ERFAE - RCHS (Noon) Lady Tiger Golf @ Paris (4:00 PM) Lady Tiger Volleyball @ Salem (5:00 PM)
September 13	Tiger Golf v Multiple (4:00 PM) Tiger Soccer v Marion (4:30 PM)
September 14	Lady Tiger Golf @ Mt. Carmel (4:00 PM) CEO Orientation @ Chamber of Commerce (5:30 PM)

September 15	Tiger Football v Marshall (7:00 PM)
September 16	Tiger Golf @ Paris Invitational (9:00 AM) Tiger Cross Country Olney Invitational (9:30 AM) Tiger Soccer v St. Anthony (11:00 AM)
September 18	Tiger Golf @ St. Anthony (1:00 PM) Lady Tiger Golf @ St. Anthony (4:00 PM) Tiger Soccer @ Harrisburg (6:00 PM)
September 19	Lady Tennis @ Teutopolis (4:30 PM)
September 20	Early Release - School Improvement Day (12:00 PM) Tiger and Lady Tiger Golf - LIC Tournament @ Robinson (8:30 AM) School pictures by Iconik
September 21	Lady Tennis v Effingham (4:15 PM) Tiger Soccer v Mt. Carmel (4:30 PM) Lady Tiger Volleyball v Edwards County (5:00 PM)
September 22	Tiger Golf @ Charleston Tournament (1:00 PM) Tiger Football @ Newton (7:00 PM) Teacher Collaboration - Early Dismissal (2:00 PM)
September 23	Lady Tennis @ Centralia (9:00 AM) Tiger Soccer @ Charleston (11:00 AM)
September 25	Tiger Golf @ Robinson (4:00 PM) Lady Tennis v Paris (4:30 PM) Tiger Soccer @ Mt. Zion (4:30 PM)
September 26	Lady Tiger Volleyball @ Marshall (6:00 PM)
September 27	Lady Tiger Golf Regional (TBD) Lady Tennis @ Robinson (4:00 PM) Tiger Soccer v Salem (4:30 PM)
September 28	CEO Mentor Match @ The Chamber (11:30 AM) Lady Tiger Tennis v Salem (4:00 PM) Lady Tiger Volleyball @ Mt. Carmel (5:00 PM)
September 29	College and Career Fair (Ron Herrin Gym) IECC Preview Day for Seniors Tiger Soccer @ Mattoon Tournament (4:00 PM) Lady Tiger Volleyball @ Troy Tournament (6:00 PM) Tiger Football v Mt. Carmel (7:00 PM)
September 30	Lady Tiger Volleyball @ Troy Tournament Tiger Soccer @ Mattoon Tournament

**Staff Birthdays**

September 10	Grant Edwards
September 15	Jason Givens
September 18	Cheryl Wall
September 19	Jeff Ryden
September 23	Lisa Billington Taylor Borton
September 30	Natalie Berry

---

# RCCU#1 Monthly Board Meeting

September 2023 —

## Special Education Coordinator

Kristen Jurgilanis

## Special Needs Student Data

- 315 - Total number of students with Individual Education Plans (IEPs)
  - 0 - Total number of students with IEPs attending Optional Education/Safe School
  - 40 - Number of students attending SESE classrooms or out of district
    - SESE MSI I and II - North Clay Elementary (1)
    - SESE MSI III - North Clay Junior/High (5)
    - SESE MSI IV - Richland County High (1)
    - SESE ECE - Early Learning Center (13)
    - SESE ED I & II - Clay City Elementary (0)
    - SESE ED III - Clay City Junior High (0)
    - SESE ED III - Oblong Elementary (1)
    - SESE ED IV - Oblong High (0)
    - SESE ED IV - North Clay High (0)
    - SEES Autism I,II - Richland County Elementary (10)
    - SESE Autism III - Clay City Junior High (3)
    - SESE Autism IV - Clay City High (4)
    - Willow Hill ED - Next Step Day School Willow Hill (1)
    - Illinois School for the Visually Impaired - Jacksonville (1)
- 9 - Total number of pending re-evaluations
- 1 - Total number of pending initial evaluations
- 18 - Total number of move in students with IEPs
- 11 - Total number of students who left district with IEPs
- 26 - Total number of meetings held in August

MSI - Moderate to Severely Impaired  
ED - Emotional Disability  
ECE - Early Childhood Education  
SESE - Southeastern Special Education Cooperative  
TLC - Treatment and Learning Center



Richland Co. CUSD#1  
Productivity Suite

Powered by Google

Jessica Vandyke <jevandyke@rccu1.net>

---

## Fundraiser

1 message

---

**Klay Wheeler** <kwheeler@rccu1.net>  
To: Jessica Vandyke <jevandyke@rccu1.net>

Mon, Aug 14, 2023 at 1:21 PM

Half Court Heave for hime basketball games.

*Approved*

*Jessica V. Vandyke*



Richland Co. CUSD#1  
Productivity Suite  
Powered by Google

Jessica Vandyke <jevandyke@rccu1.net>

---

## Future Tiger Cheer Camp

2 messages

---

**Briauna Baltzell** <bbaltzell@rccu1.net>

Mon, Aug 14, 2023 at 1:58 PM

To: Jessica Vandyke <jevandyke@rccu1.net>, Darrell Houchin <dhouchin@rccu1.net>

The cheerleaders will not be selling anything per se, but I just wanted to make you aware that we will be hosting our annual Future Tiger Cheer Camp on September 15th!

Thanks!

--

**Briauna Baltzell**  
RCHS Teacher Assistant  
RCHS Cheer Coach

---

**Darrell Houchin** <dhouchin@rccu1.net>

Mon, Aug 14, 2023 at 2:15 PM

To: Briauna Baltzell <bbaltzell@rccu1.net>

Cc: Jessica Vandyke <jevandyke@rccu1.net>

Sounds good!!

[Quoted text hidden]

--

**Darrell Houchin**  
Principal  
Richland County High School - Olney  
One School, One Mission, One Tiger Nation  
(618) 393 - 2191 Ext. 3127

*approved*  
*Jessica V. Vandyke*



Jessica Vandyke <jevandyke@rccu1.net>

---

## Fundraisers

1 message

---

**Audrey Jensen** <ajensen@rccu1.net>  
To: Jessica Vandyke <jevandyke@rccu1.net>

Tue, Aug 15, 2023 at 10:13 AM

For our fundraiser we would like to do the cinnamon rolls. Figured I'd send it in before the next board meeting

Sent from my iPhone

*approved*

*Jessica V. Vandyke*

# RICHLAND COUNTY HIGH SCHOOL FUNDRAISER REQUEST

**Organization Name:** RCHS Golf team

**Type of Project:** Tee shirts/sweatshirts that are Olney Tiger Golf apparel. Part of proceeds go to Olney Tiger Golf. Putt-a-thon. Players attempt 100 putts at a pre-determined length. They may get pledges for the number of putts made.

**Start and End Dates of Fundraiser:** 8/9-8/11/2023 for Shirts. 8/18-8/25/2023 for Putt-a-thon


**Purpose of Raised Funds:** Help with gear such as balls, hats, shirts, towels, golf bags, outerwear, travel expenses to and from tournaments. Our expenses for a golf season are typically \$1500 and we are budgeted \$250 from the athletic department.

**Sponsor's Name:** Curt Nealis

**Date:**

Approved

Disapproved



Principal's Signature

# RICHLAND COUNTY HIGH SCHOOL FUNDRAISER REQUEST

**Organization Name:** Volleyball

**Type of Project:**

Online Volleyball Team Store - Purpose is not for fundraising. We are only making \$2 per item sold. The main reason for the online store is to provide volleyball wear for parents and fans in an easy way.

**Start and End Dates of Fundraiser:** (Limited to two (2) weeks)

8/7-8/18

**Purpose of Raised Funds:** Miscellaneous needs of the team

**Sponsor's Name:** Brenda Stallard

**Date:** 8/15/23

Approved

Disapproved



# RICHLAND COUNTY HIGH SCHOOL FUNDRAISER REQUEST

**Organization Name:** Volleyball

**Type of Project:** (Please give a brief description of what is to be sold or how funds will be raised.)

Selling tournament t-shirts at the Olney Tiger Classic Volleyball Tournament (shirts will be available to all teams). Shirts are being created by Paula West's class.

**Start and End Dates of Fundraiser:** (Limited to two (2) weeks)

One day: September 2

**Purpose of Raised Funds:**

Help pay for hotel expenses for our overnight tournament at Triad High School at the end of September.

**Sponsor's Name:**

Brenda Stallard

**Date:** 8/17/23

Approved

Disapproved



\_\_\_\_\_  
Principal's Signature

# RICHLAND COUNTY HIGH SCHOOL FUNDRAISER REQUEST

**Organization Name:** Fashion Design Class / SAFCS

**Type of Project:** (Please give a brief description of what is to be sold or how funds will be raised.)

Raffel off a t-shirt quilt.

In 3rd quarter of last school year, the Fashion Design class made a quilt to be raffled off during the fall this year.

1st Quarter this year will make another quilt to raffle off in the spring.

The same class will also make various t-shirts, koozies, hats, and bags with school spirit designs and sell them in a pop-up shop or pre-order basis throughout the school year.

**Start and End Dates of Fundraiser:** (Limited to two (2) weeks)

We would like to draw at the last home football game for the quilt.

Start time would go backward from then.

**Purpose of Raised Funds:** Provide funds for students to practice and hone their skills in the design class.

**Sponsor's Name:** Paula West

**Date:**

  X   Approved

       Disapproved

  
\_\_\_\_\_  
Principal's Signature

# RICHLAND COUNTY HIGH SCHOOL FUNDRAISER REQUEST

**Organization Name:** FFA

**Type of Project:** (Please give a brief description of what is to be sold or how funds will be raised.)

Fruit, Pizza, Strawberries, Ribs

**Start and End Dates of Fundraiser:** (Limited to two (2) weeks)

Fruit and Pizza will be November 13-20th

Ribs -January 15-30

Strawberries - Feb - 1-14

**Purpose of Raised Funds:**

Provide funds for scholarships, travel expenses, Camps, Conferences, Donations to Charities

**Sponsor's Name:** Mark Steber, Hayden Kinkade, Jamie VanDyke

**Date:**

Approved

Disapproved



Principal's Signature

# RICHLAND COUNTY MIDDLE SCHOOL FUNDRAISER REQUEST

**Organization Name:** RCMS Band

**Type of Project:** Brochures (Century Resources): pizzas, chocolates, meats, etc.

**Start and End Dates of Fundraiser:** January 8<sup>th</sup> through  $\approx$  January 22<sup>nd</sup>, 2023

**Purpose of Raised Funds:**  $\frac{1}{2}$  goes to students (\$3 per item) for band supplies/trips.


**Sponsor's Name:**  $\frac{1}{2}$  goes to band for repairs + supplies. Typically we raise \$4,000 in profits.

Eric Combs

**Date:** 9/17/23

Approved

Disapproved

  
\_\_\_\_\_  
Principal's Signature

# **RICHLAND COUNTY HIGH SCHOOL FUNDRAISER REQUEST**

**Organization Name:** RCHS Cheer

**Type of Project:** Chocolate Bar Sales

**Start and End Dates of Fundraiser:** October 10th-October 24th

**Purpose of Raised Funds:** Competition Music/Competition Entry Fees

**Sponsor's Name:** Briauna Baltzell

**Date:**

Approved

Disapproved



\_\_\_\_\_  
Principal's Signature

# **RICHLAND COUNTY HIGH SCHOOL FUNDRAISER REQUEST**

**Organization Name:** Richland County High School Band

**Type of Project:** Sell Carnations for Homecoming

**Start and End Dates of Fundraiser:** 9-25-2023 to 10-4-2023

**Purpose of Raised Funds:** Raise money for student accounts to pay for band apparel, supplies, and activities

**Sponsor's Name:** Nancy Deimel

**Date:** 9-11-2023

  *X*   Approved

           Disapproved

*D. M.*

\_\_\_\_\_  
Principal's Signature

# RICHLAND COUNTY MIDDLE SCHOOL FUNDRAISER REQUEST

**Organization Name:** RCMS Library

**Type of Project:** Scholastic Book Fair

**Start and End Dates of Fundraiser:**  
Feb. 26 - March 1<sup>st</sup> 2024


**Purpose of Raised Funds:**  
To purchase books for students, the library, and teacher's classrooms

**Sponsor's Name:** Jordan Adams  
Scholastic

**Date:** 9/12/23

Approved

Disapproved

  
\_\_\_\_\_  
Principal's Signature

# RICHLAND COUNTY MIDDLE SCHOOL FUNDRAISER REQUEST

**Organization Name:** RCMS Library

**Type of Project:** Scholastic Book Fair

**Start and End Dates of Fundraiser:**

Oct. 23-27<sup>th</sup> 2023

**Purpose of Raised Funds:**

To purchase books for students, the library, and teacher's classrooms.

**Sponsor's Name:** Jordan Adams

Scholastic

**Date:** 9/12/23

Approved

Disapproved

  
\_\_\_\_\_  
Principal's Signature

# RICHLAND COUNTY MIDDLE SCHOOL FUNDRAISER REQUEST

**Organization Name:** RCMS Library

**Type of Project:** Community night(s) @ Monicals

**Start and End Dates of Fundraiser:**

Sept. 27<sup>th</sup> & Oct. 16<sup>th</sup> 2023

**Purpose of Raised Funds:**

For students who are unable to purchase their own books

**Sponsor's Name:**

Jordan Adams at the Scholastic Book Fair.  
Monicals

**Date:** 9/12/23

Approved

Disapproved



Principal's Signature

# RICHLAND COUNTY MIDDLE SCHOOL FUNDRAISER REQUEST

**Organization Name:**

RCMS Cheerleaders

**Type of Project:**

Popcorn Fundraiser

**Start and End Dates of Fundraiser:**

9/25/23 - 10-16-23

**Purpose of Raised Funds:**

Purchase Warm-up jackets


**Sponsor's Name:**

Donna Henby

**Date:** 9-13-23

Approved

Disapproved

  
\_\_\_\_\_  
Principal's Signature

# **RICHLAND COUNTY HIGH SCHOOL FUNDRAISER REQUEST**

**Organization Name:** RCHS Girls Tennis

**Type of Project:** Tennis Merch Fundraiser

**Start and End Dates of Fundraiser:** September 18 - 22


**Purpose of Raised Funds:** Tennis supplies, etc.

**Sponsor's Name:** Audrey Jensen

**Date:**

Approved

Disapproved

  
\_\_\_\_\_  
Principal's Signature

# EIS Administrator and Teacher Salary and Benefits Report - School Year 2023

9/19/2023 9:49 am

## Richland County CUSD 1 1100 E Laurel St, Olney, IL 62450 120800010260000

Selection Criteria: (Employer) Employees = All

Name	Position	Base Salary	FTE	Vacation Days	Sick Days	Bonuses	Annuities	Retirement Enhancements	Other Benefits
ADKINS, SHANNA	200-Teacher	\$36,779.60	0.91	0	12	\$0.00	\$0.00	\$3,637.54	\$9,242.61
ALEXANDER, MARGO D	200-Teacher	\$59,333.04	1.00	0	12	\$0.00	\$0.00	\$5,868.10	\$191.43
ALLEN, LORI	250-Special Education Teacher	\$66,631.20	1.00	0	12	\$0.00	\$0.00	\$6,589.90	\$9,320.37
ANDERSON, JOYCE A	610-Resource Teacher Elementary	\$21,999.82	0.26	0	0	\$0.00	\$0.00	\$0.00	\$0.00
BETTIS, JULIE A	200-Teacher	\$71,885.52	1.00	0	12	\$0.00	\$0.00	\$7,109.56	\$9,335.32
BILLINGTON, LISA	208-Career and Technical Educator (CTE)	\$69,229.92	1.00	0	12	\$0.00	\$0.00	\$6,846.91	\$9,350.27
BLANK, HOLLY H	200-Teacher	\$58,459.20	1.00	0	12	\$0.00	\$0.00	\$5,781.68	\$9,296.44
BOOSE, HEATHER A	200-Teacher	\$40,503.12	1.00	0	12	\$0.00	\$0.00	\$4,005.80	\$9,242.61
BORTON, TAYLOR	200-Teacher	\$36,611.04	1.00	0	12	\$0.00	\$0.00	\$3,620.87	\$122.65
BROWN, JOSH	200-Teacher	\$36,611.04	1.00	0	12	\$0.00	\$0.00	\$3,620.87	\$122.65
BURGENER, CHARISSA	250-Special Education Teacher	\$64,343.76	1.00	0	12	\$0.00	\$0.00	\$6,363.67	\$9,314.38
Burgener, Michelle L	200-Teacher	\$47,976.96	1.00	0	12	\$0.00	\$0.00	\$4,744.97	\$9,263.55
BURRIS, MICHELLE C	200-Teacher	\$37,325.52	1.00	0	12	\$0.00	\$0.00	\$3,691.53	\$125.64
CLODFELTER, JULIE D	200-Teacher	\$63,154.08	1.00	0	12	\$0.00	\$0.00	\$6,246.01	\$9,308.40
COMBS, ERIC W	200-Teacher	\$54,619.68	1.00	0	12	\$0.00	\$0.00	\$5,401.95	\$9,284.48
CUMMINS, BRYAN	208-Career and Technical Educator (CTE)	\$77,793.12	1.00	0	12	\$0.00	\$0.00	\$7,693.82	\$9,341.30
DENTON, MACKENZIE T	200-Teacher	\$51,829.92	1.00	0	12	\$0.00	\$0.00	\$5,126.04	\$9,275.51
DOBBS, TRACY L	200-Teacher	\$71,896.56	1.00	0	12	\$0.00	\$0.00	\$7,110.65	\$9,335.32
DOLL, GWYNE M	200-Teacher	\$58,459.44	1.00	0	12	\$0.00	\$0.00	\$5,781.70	\$9,296.44
DUENAS, VERNON ANTHONY	250-Special Education Teacher	\$61,678.08	1.00	0	12	\$0.00	\$0.00	\$6,100.03	\$9,305.41
Dunn, Martin L	200-Teacher	\$64,104.96	1.00	0	12	\$0.00	\$0.00	\$6,340.05	\$9,311.39
DUNN, MELISSA A	200-Teacher	\$74,522.64	1.00	0	12	\$0.00	\$0.00	\$7,370.37	\$9,344.29
EDWARDS, CRYSTLE L	103-Principal	\$117,048.96	0.82	0	14	\$0.00	\$0.00	\$11,576.27	\$9,419.05
EDWARDS, GRANT A	200-Teacher	\$38,800.56	1.00	0	12	\$0.00	\$0.00	\$3,837.42	\$9,236.63
FEHRENBACHER, KATIE N	200-Teacher	\$44,410.80	1.00	0	12	\$0.00	\$0.00	\$4,392.28	\$9,254.57
FLANAGAN, KRISTIN D	200-Teacher	\$67,877.04	1.00	0	12	\$0.00	\$0.00	\$6,713.11	\$9,323.36
FLANAGAN, ROBERT W	200-Teacher	\$76,086.00	1.00	0	12	\$0.00	\$0.00	\$7,524.99	\$9,350.27
FLEMING, JULIE L	200-Teacher	\$55,993.20	1.00	0	12	\$0.00	\$0.00	\$5,537.79	\$9,287.47
FOERSTER, RACHEL L	200-Teacher	\$38,795.04	1.00	0	12	\$0.00	\$0.00	\$3,836.87	\$128.63
Ford, Joyce E	250-Special Education Teacher	\$70,014.00	1.00	0	12	\$0.00	\$0.00	\$6,924.46	\$9,329.34

Name	Position	Base Salary	FTE	Vacation Days	Sick Days	Bonuses	Annuities	Retirement Enhancements	Other Benefits
Franklin, Erin M	200-Teacher	\$52,062.96	1.00	0	12	\$0.00	\$0.00	\$5,149.08	\$9,275.51
FRITCHLEY, JENNIFER M	200-Teacher	\$61,330.32	1.00	0	12	\$0.00	\$0.00	\$6,065.64	\$197.41
Gardner, Kelsey L	200-Teacher	\$40,790.64	0.87	0	12	\$0.00	\$0.00	\$4,034.24	\$9,260.55
GASSMANN, SADIE E	200-Teacher	\$40,323.12	1.00	0	12	\$0.00	\$0.00	\$3,988.00	\$1,042.61
GILREATH, KRISTI A	200-Teacher	\$37,325.52	1.00	0	12	\$0.00	\$0.00	\$3,691.53	\$9,233.64
GINDER, AMANDA N	200-Teacher	\$54,113.04	1.00	0	12	\$0.00	\$0.00	\$5,351.84	\$173.49
Givens, Kearsten B	200-Teacher	\$41,910.96	1.00	0	12	\$0.00	\$0.00	\$4,145.04	\$9,245.60
Graves, Megan Nichole	200-Teacher	\$45,276.24	1.00	0	12	\$0.00	\$0.00	\$4,477.87	\$9,257.56
GRAY, DEBORAH L	200-Teacher	\$51,144.72	1.00	0	12	\$0.00	\$0.00	\$5,058.27	\$9,275.51
GRAY, SHERI	200-Teacher	\$48,192.24	1.00	0	12	\$0.00	\$0.00	\$4,766.27	\$9,266.54
GREENWOOD, JILL R	200-Teacher	\$57,084.24	1.00	0	12	\$0.00	\$0.00	\$5,645.69	\$182.46
GROVE, BRANDIS J	200-Teacher	\$44,410.80	1.00	0	12	\$0.00	\$0.00	\$4,392.28	\$9,254.57
GROVE, MONICA	200-Teacher	\$46,171.47	1.00	0	12	\$0.00	\$0.00	\$4,566.41	\$149.56
GROVE, TIFFANY L	200-Teacher	\$48,361.92	1.00	0	12	\$0.00	\$0.00	\$4,783.05	\$9,257.56
GROVES, MARSHA L	250-Special Education Teacher	\$25,813.99	0.31	0	0	\$0.00	\$0.00	\$0.00	40 \$0.00
GRUNDON, CINDY C	200-Teacher	\$75,938.40	1.00	0	12	\$0.00	\$0.00	\$7,510.39	\$9,347.28
HAGAN, MEGAN A	250-Special Education Teacher	\$37,325.52	1.00	0	12	\$0.00	\$0.00	\$3,691.53	\$125.64
HAHN, MARGARET A	104-Assistant Principal	\$89,854.08	0.82	0	14	\$0.00	\$0.00	\$8,886.67	\$9,389.15
HARDY, ERIN T	200-Teacher	\$52,848.00	1.00	0	12	\$0.00	\$0.00	\$5,226.72	\$9,278.50
HENDRICKSON, BRENDA	200-Teacher	\$59,332.56	1.00	0	12	\$0.00	\$0.00	\$5,868.05	\$191.43
Henton, Jenna L	200-Teacher	\$42,727.92	1.00	0	12	\$0.00	\$0.00	\$4,225.84	\$9,248.59
Hill, Sarah	200-Teacher	\$38,794.80	1.00	0	12	\$0.00	\$0.00	\$3,836.85	\$9,236.63
Hinckley, Jessica Kay	200-Teacher	\$50,840.40	1.00	0	12	\$0.00	\$0.00	\$5,028.17	\$158.54
Holdrieth, Abigail R	200-Teacher	\$45,282.48	1.00	0	12	\$0.00	\$0.00	\$4,478.49	\$9,257.56
HOUCHIN, AMANDA N	200-Teacher	\$58,458.96	1.00	0	12	\$0.00	\$0.00	\$5,781.65	\$9,296.44
HOUCHIN, DARRELL W	103-Principal	\$94,000.08	0.82	0	14	\$0.00	\$0.00	\$9,296.71	\$9,401.11
HOUGH, SHANNON L	200-Teacher	\$72,324.96	1.00	0	12	\$0.00	\$0.00	\$7,153.02	\$9,338.31
HOUT, JODY K	200-Teacher	\$60,489.60	1.00	0	12	\$0.00	\$0.00	\$5,982.49	\$9,302.42
JONES, CHRISTOPHER N	200-Teacher	\$53,316.00	0.90	0	13	\$0.00	\$0.00	\$5,273.01	\$9,293.45
JONES, EMILY K	250-Special Education Teacher	\$42,305.64	0.76	0	12	\$0.00	\$0.00	\$4,184.07	\$9,287.47
JULIAN, AMY L	208-Career and Technical Educator (CTE)	\$64,988.16	1.00	0	12	\$0.00	\$0.00	\$6,427.40	\$9,314.38
Jurgilanis, KRISTEN L	152-Special Education Director	\$86,320.00	0.82	0	14	\$0.00	\$0.00	\$8,537.14	\$9,380.18
KERR, JENNIFER	208-Career and Technical Educator (CTE)	\$47,977.20	1.00	0	12	\$0.00	\$0.00	\$4,745.00	\$9,263.55
KIMMEL, BLAIZE	200-Teacher	\$37,325.04	1.00	0	12	\$0.00	\$0.00	\$3,691.49	\$9,233.64
KING, MELINDA D	250-Special Education Teacher	\$66,920.88	1.00	0	12	\$0.00	\$0.00	\$6,618.55	\$9,320.37
KINKADE, HAYDEN	208-Career and Technical Educator (CTE)	\$49,283.28	0.75	0	12	\$0.00	\$0.00	\$4,874.17	\$9,269.53
Kinkade, Rachel	200-Teacher	\$40,328.16	1.00	0	12	\$0.00	\$0.00	\$3,988.50	\$128.63
KIRBY, ROBERT R	200-Teacher	\$64,106.40	1.00	0	12	\$0.00	\$0.00	\$6,340.19	\$9,311.39

Name	Position	Base Salary	FTE	Vacation Days	Sick Days	Bonuses	Annuities	Retirement Enhancements	Other Benefits
Klingler, Michelle L	104-Assistant Principal	\$73,999.92	0.82	0	14	\$0.00	\$0.00	\$7,318.67	\$9,341.30
KUENSTLER, BRIANNE	200-Teacher	\$21,412.98	0.46	0	12	\$0.00	\$0.00	\$2,117.77	\$9,260.55
KUHN, ASHLEY ELIZABETH	200-Teacher	\$51,830.16	1.00	0	12	\$0.00	\$0.00	\$5,126.06	\$9,275.51
LATHROP, BOBBIE J	200-Teacher	\$54,113.04	1.00	0	12	\$0.00	\$0.00	\$5,351.84	\$9,284.48
LATHROP, JENNIFER L	200-Teacher	\$61,945.92	1.00	0	12	\$0.00	\$0.00	\$6,126.52	\$9,305.41
LAUGHLIN, REX IAN	200-Teacher	\$43,567.20	1.00	0	12	\$0.00	\$0.00	\$4,308.84	\$9,245.60
LEAF, BRITTANY D	200-Teacher	\$39,551.52	1.00	0	12	\$0.00	\$0.00	\$3,911.69	\$9,239.62
LECRONE, CHAD E	101-Assistant/Associate District Superintendent	\$133,224.00	0.75	20	15	\$0.00	\$0.00	\$13,176.00	\$9,419.05
LYNN, GINA L	200-Teacher	\$50,838.96	1.00	0	12	\$0.00	\$0.00	\$5,028.03	\$9,272.52
Mann, SHELLEY A	200-Teacher	\$55,992.72	1.00	0	12	\$0.00	\$0.00	\$5,537.74	\$9,287.47
Marriott, Theresa A	200-Teacher	\$52,062.72	1.00	0	12	\$0.00	\$0.00	\$5,149.06	\$9,275.51
MCVICKER, AMY M	200-Teacher	\$64,988.16	1.00	0	12	\$0.00	\$0.00	\$6,427.40	\$9,314.38
MEREDITH, MATTHEW	200-Teacher	\$37,325.04	1.00	0	12	\$0.00	\$0.00	\$3,691.49	\$9,233.64
MICHELS, SUZANNE	200-Teacher	\$39,264.08	0.51	0	12	\$0.00	\$0.00	\$3,533.77	\$202.37
Mitchell, Cassie	250-Special Education Teacher	\$47,059.44	1.00	0	12	\$0.00	\$0.00	\$4,654.23	\$9,260.55
MITCHELL, MELISSA M	200-Teacher	\$61,669.20	0.99	0	12	\$0.00	\$0.00	\$6,099.15	\$197.41
MURRAY, PAMELA S	610-Resource Teacher Elementary	\$15,087.60	0.18	0	0	\$0.00	\$0.00	\$0.00	\$0.00
MUSIC, MATTHEW J	200-Teacher	\$59,598.72	1.00	0	12	\$0.00	\$0.00	\$5,894.38	\$9,299.43
NEALIS, BRADLY C	200-Teacher	\$63,153.84	1.00	0	12	\$0.00	\$0.00	\$6,245.98	\$9,308.40
NOLL, ISABELLA	200-Teacher	\$36,611.04	1.00	0	12	\$0.00	\$0.00	\$3,620.87	\$122.65
OBrien, Holly M	151-Assistant Special Education Director	\$49,400.88	0.95	0	0	\$0.00	\$0.00	\$0.00	\$0.00
OCHS, AMBER	606-Resource Teacher Math	\$56,770.56	1.00	0	12	\$0.00	\$0.00	\$5,614.67	\$9,290.46
PAGE, KENDRA J	250-Special Education Teacher	\$61,669.20	1.00	0	12	\$0.00	\$0.00	\$6,099.15	\$9,305.41
PAGE, WILLIAM D	200-Teacher	\$69,890.40	1.00	0	12	\$0.00	\$0.00	\$6,912.24	\$9,329.34
PAMPE, JANICE	200-Teacher	\$26,485.94	0.66	0	0	\$0.00	\$0.00	\$0.00	\$0.00
PAMPE, LISA K	200-Teacher	\$71,218.56	1.00	0	12	\$0.00	\$0.00	\$7,043.59	\$9,335.32
Pixley, Sue Elaine	200-Teacher	\$43,560.96	1.00	0	12	\$0.00	\$0.00	\$4,308.23	\$9,251.58
POWELL, MATTHEW M	200-Teacher	\$55,992.72	1.00	0	12	\$0.00	\$0.00	\$5,537.74	\$9,287.47
POWELL, MICHELLE	250-Special Education Teacher	\$61,669.20	1.00	0	12	\$0.00	\$0.00	\$6,099.15	\$9,305.41
PUCKETT, CHELSEA J	200-Teacher	\$49,132.08	1.00	0	12	\$0.00	\$0.00	\$4,859.22	\$9,266.54
Puckett, Terry	200-Teacher	\$77,380.80	1.00	0	12	\$0.00	\$0.00	\$7,653.05	\$9,353.26
REDMAN, AMANDA L	200-Teacher	\$53,871.36	1.00	0	12	\$0.00	\$0.00	\$5,327.94	\$9,281.49
Ridgely, Lindsay A	200-Teacher	\$51,066.96	1.00	0	12	\$0.00	\$0.00	\$5,050.58	\$9,272.52
RODGERS, KACIE N	107-General Administrator or General Supervisor	\$73,999.92	0.82	0	14	\$0.00	\$0.00	\$7,318.67	\$9,341.30
ROUTIEN, MARISSA B	200-Teacher	\$37,325.04	1.00	0	12	\$0.00	\$0.00	\$3,691.49	\$9,233.64
RUSK, AMY L	200-Teacher	\$50,559.12	1.00	0	12	\$0.00	\$0.00	\$5,000.35	\$9,272.52
Rusk, Emily B	200-Teacher	\$55,992.72	1.00	0	12	\$0.00	\$0.00	\$5,537.74	\$9,287.47
Rusk, Rylan A	104-Assistant Principal	\$73,999.92	0.82	0	14	\$0.00	\$0.00	\$7,318.67	\$9,341.30

41

Name	Position	Base Salary	FTE	Vacation Days	Sick Days	Bonuses	Annuities	Retirement Enhancements	Other Benefits
RYDEN, JEFFREY R	200-Teacher	\$50,090.16	1.00	0	12	\$0.00	\$0.00	\$4,953.97	\$9,269.53
SCHIMMELPFENNING, AMY	250-Special Education Teacher	\$61,677.60	1.00	0	12	\$0.00	\$0.00	\$6,099.98	\$9,305.41
Seals, Marla	200-Teacher	\$51,830.16	1.00	0	12	\$0.00	\$0.00	\$5,126.06	\$167.51
SEATON, MEGAN N	250-Special Education Teacher	\$37,325.04	1.00	0	12	\$0.00	\$0.00	\$3,691.49	\$125.64
SEILER, ANITA J	200-Teacher	\$43,566.96	1.00	0	12	\$0.00	\$0.00	\$4,308.82	\$9,251.58
SHAN, NICOLE L	200-Teacher	\$37,325.00	1.00	0	12	\$0.00	\$0.00	\$3,691.48	\$9,233.64
SHAWVER, ALEXIS B	200-Teacher	\$48,912.72	1.00	0	12	\$0.00	\$0.00	\$4,837.52	\$28.51
Shipman, Kyle D	200-Teacher	\$8,712.36	0.20	0	12	\$0.00	\$0.00	\$861.66	\$2,411.58
SHOEMAKER, KRISTIE L	200-Teacher	\$49,131.84	1.00	0	12	\$0.00	\$0.00	\$4,859.19	\$152.55
SIMPSON, CHRIS A	100-District Superintendent	\$169,181.52	0.75	20	15	\$0.00	\$0.00	\$16,732.24	\$8,507.05
SMITH, MELINDA	200-Teacher	\$57,084.72	1.00	0	12	\$0.00	\$0.00	\$5,645.74	\$9,290.46
Stallard, Brenda L	208-Career and Technical Educator (CTE)	\$65,640.72	1.00	0	12	\$0.00	\$0.00	\$6,491.94	\$9,179.81
STEBER, MARK	208-Career and Technical Educator (CTE)	\$98,601.84	0.75	0	14	\$0.00	\$0.00	\$9,751.83	\$308.06
STEPHENS, CAMILLE A	200-Teacher	\$62,526.00	1.00	0	12	\$0.00	\$0.00	\$6,183.89	\$200.40
Stevens, Amy J	250-Special Education Teacher	\$52,848.00	1.00	0	12	\$0.00	\$0.00	\$5,226.72	\$9,278.50
Stevenson, Jenny L	200-Teacher	\$38,794.80	1.00	0	12	\$0.00	\$0.00	\$3,836.85	\$128.63
TAYLOR, CHAD E	200-Teacher	\$59,598.72	1.00	0	12	\$0.00	\$0.00	\$5,894.38	\$9,299.43
Tedford, Jennifer J	104-Assistant Principal	\$91,173.12	0.82	0	14	\$0.00	\$0.00	\$9,017.12	\$9,395.13
TENNIS, MEGAN M	200-Teacher	\$42,727.92	1.00	0	12	\$0.00	\$0.00	\$4,225.84	\$9,248.59
THOMPSON, JEFFREY	103-Principal	\$91,999.92	0.82	0	12	\$0.00	\$0.00	\$9,098.89	\$9,395.13
THUFTEDAL, TASHA S	610-Resource Teacher Elementary	\$61,263.84	1.00	0	12	\$0.00	\$0.00	\$6,059.06	\$9,305.41
TROUT, SAMANTHA	200-Teacher	\$36,611.04	1.00	0	12	\$0.00	\$0.00	\$3,620.87	\$122.65
TYLER, JAMIE L	200-Teacher	\$59,332.56	1.00	0	12	\$0.00	\$0.00	\$5,868.05	\$191.43
VAAL, JAMES D	200-Teacher	\$70,912.56	1.00	0	12	\$0.00	\$0.00	\$7,013.33	\$9,332.33
VANDYKE, JAMIE L	208-Career and Technical Educator (CTE)	\$77,189.04	0.75	0	14	\$0.00	\$0.00	\$7,634.08	\$9,353.26
VANDYKE, JESSICA P	200-Teacher	\$62,991.76	1.00	0	12	\$0.00	\$0.00	\$6,229.95	\$9,287.47
VANMATRE, CHRISTINA A	200-Teacher	\$56,244.00	1.00	0	12	\$0.00	\$0.00	\$5,562.59	\$9,290.46
VOGT, JACKIE	250-Special Education Teacher	\$52,841.04	1.00	0	12	\$0.00	\$0.00	\$5,226.04	\$9,278.50
Volk, AIMEE KRISTINA	200-Teacher	\$41,659.71	0.98	0	12	\$0.00	\$0.00	\$4,120.19	\$9,248.59
Walker, Kathi D	200-Teacher	\$71,218.56	1.00	0	12	\$0.00	\$0.00	\$7,043.59	\$227.32
WASHBURN, BRENDA J	610-Resource Teacher Elementary	\$79,461.60	1.00	0	12	\$0.00	\$0.00	\$7,858.84	\$9,359.24
WEITKAMP, LORI L	200-Teacher	\$52,848.00	1.00	0	12	\$0.00	\$0.00	\$5,226.72	\$9,278.50
WEITKAMP, WARREN D	200-Teacher	\$54,921.84	1.00	0	12	\$0.00	\$0.00	\$5,431.83	\$9,284.48
WELLS, ROBERT	200-Teacher	\$40,323.12	1.00	0	12	\$0.00	\$0.00	\$3,988.00	\$9,242.61
WEST, PAULA J	208-Career and Technical Educator (CTE)	\$64,385.28	1.00	0	12	\$0.00	\$0.00	\$6,367.77	\$9,314.38
WESTALL, LORIA	200-Teacher	\$61,945.92	1.00	0	12	\$0.00	\$0.00	\$6,126.52	\$9,305.41
WHEELER, HEATHER L	200-Teacher	\$50,838.96	1.00	0	12	\$0.00	\$0.00	\$5,028.03	\$9,272.52
WHEELER, KLAYTON E	200-Teacher	\$68,225.76	1.00	0	12	\$0.00	\$0.00	\$6,747.60	\$9,326.35

Name	Position	Base Salary	FTE	Vacation Days	Sick Days	Bonuses	Annuities	Retirement Enhancements	Other Benefits
WHITTLER, JULIA	200-Teacher	\$39,264.65	1.00	0	12	\$0.00	\$0.00	\$3,883.32	\$9,233.64
WHITTLER, SARAH	250-Special Education Teacher	\$58,998.96	1.00	0	12	\$0.00	\$0.00	\$5,835.06	\$9,296.44
WINTERS, SHANNON L	200-Teacher	\$77,979.60	1.00	0	12	\$0.00	\$0.00	\$7,712.27	\$9,353.26
WOODS, JILL	200-Teacher	\$37,325.04	1.00	0	12	\$0.00	\$0.00	\$3,691.49	\$125.64
WORKMAN, CLARE	200-Teacher	\$36,611.04	1.00	0	12	\$0.00	\$0.00	\$3,620.87	\$122.65
WRIGHT, JESSICA	200-Teacher	\$36,611.04	1.00	0	12	\$0.00	\$0.00	\$3,620.87	\$9,230.65
<b>Totals</b>									
<b>Distinct Employee Count: 150</b>		<b>Distinct Positions Count: 150</b>		<b>Total Positions Count: 150</b>		<b>Vacation Days: 40</b>		<b>Sick Days: 1767</b>	
<b>Base Salary: \$8,412,211.16</b>		<b>Bonuses: \$0.00</b>		<b>Annuities: \$0.00</b>		<b>Retirement Enhancements: \$817,901.04</b>		<b>Other Benefits: \$1,075,967.75</b>	

**RICHLAND COUNTY COMMUNITY UNIT SCHOOL DISTRICT NO. 1  
OLNEY, ILLINOIS**

**TREASURER'S REPORT**

	<b>Beginning Cash Balance</b>	<b>Cash Receipts/Adjusting Entries Month Ended</b>	<b>Cash Disbursements/ Adjusting Entries Month Ended</b>	<b>Investments Cashed(+) or Invested(-)</b>	<b>Cash Balance</b>	<b>Certificate of Deposit Investments</b>	<b>CD and Cash Total</b>
Fund	07/30/23	08/31/23	08/31/23	08/31/23	08/31/23	08/31/23	08/31/23
Education	\$ 5,876,016.33	\$ 4,975,387.57	\$ 1,862,820.37	\$ (4,000,000.00)	\$ 4,988,583.53	16,800,000.00	21,788,583.53
Building and Grounds	\$ 1,853,444.50	\$ 936,883.76	\$ 436,910.25		\$ 2,353,418.01	1,200,000.00	3,553,418.01
Debt Service	\$ 328,467.98	\$ 1,333,805.84	\$ -		\$ 1,662,273.82	-	1,662,273.82
Transportation	\$ 1,433,593.74	\$ 381,053.28	\$ 58,158.08		\$ 1,756,488.94	-	1,756,488.94
IMRF/Social Security	\$ 394,074.06	\$ 630,202.21	\$ 60,907.32		\$ 963,368.95	-	963,368.95
Capital Projects	\$ 630,552.97	\$ 2,783.26	\$ 40,441.64		\$ 592,894.59		592,894.59
Working Cash	\$ 500,611.90	\$ 99,526.83	\$ -		\$ 600,138.73	500,000.00	1,100,138.73
Tort	\$ 0.01	\$ 912,062.22	\$ 338,713.00		\$ 573,349.23		573,349.23
Life Safety	\$ 132,406.38	\$ 92,050.42	\$ 77,799.24		\$ 146,657.56		146,657.56
<b>Total</b>	<b>11,149,167.87</b>	<b>9,363,755.39</b>	<b>2,875,749.90</b>	<b>(4,000,000.00)</b>	<b>13,637,173.36</b>	<b>18,500,000.00</b>	<b>32,137,173.36</b>
					13,637,173.36		
Add CD's	14,500,000.00						
<b>Total with CD's</b>	<b>25,649,167.87</b>	<b>9,363,755.39</b>	<b>2,875,749.90</b>		<b>32,137,173.36</b>		
<b>Assets</b>							
Student Activity Fund	\$ 492,704.79				\$ 492,704.79		
IHI Reserve Checking	\$ 13,176.69				\$ 13,222.01		
Health Fund Checking	\$ 161,374.47				\$ 158,349.31		
Building Trades	\$ -				\$ -		
Revolving Funds	\$ 8,000.00				\$ 8,000.00		
<b>Total Assets</b>	<b>675,255.95</b>				<b>672,276.11</b>		
<b>Total with Assets</b>	<b>26,324,423.82</b>				<b>32,809,449.47</b>		

Account Level				Beginning	August 2023-24	August 2023-24	Ending	2023-24		
FDTLOC	FUNC	OBJ	SJ	Description	Balance	Beginning Balance	Monthly Activity	Balance	FYTD Activity	
10A010	1052	0000	00	000000	RCHS Revolving Fund	6,000.00	6,000.00	0.00	6,000.00	0.00
10A010	1053	0000	00	000000	RCMS Revolving Fund	2,000.00	2,000.00	0.00	2,000.00	0.00
10A010	1120	0000	00	000000	ED Cash On Hand	7,200,579.02	5,876,016.33	-887,432.80	4,988,583.53	-2,211,995.49
10A010	1125	0000	00	000000	IHI Reserve MMCH	11,923.50	11,968.68	45.32	12,014.00	90.50
10A010	1126	0000	00	000000	RCCU Health Ins CH	170,288.02	161,374.47	-3,025.16	158,349.31	-11,938.71
10A010	1210	0000	00	000000	ED CD	12,800,000.00	12,800,000.00	4,000,000.00	16,800,000.00	4,000,000.00
10A010	1721	0000	00	000000	Building Trades 1403 Heather L	0.00	0.00	0.00	0.00	0.00
10A010	1722	0000	00	000000		0.00	0.00	0.00	0.00	0.00
10A010	1723	0000	00	000000	1311 Heather Lane	0.00	0.00	0.00	0.00	0.00
10A999	1260	0000	00	000000	Studnt Activ Fnd Cash/Invest	492,704.79	492,704.79	0.00	492,704.79	0.00
10A---	----	----	--	-----		20,683,495.33	19,350,064.27	3,109,587.36	22,459,651.63	1,776,156.30
10L010	4310	0000	00	000000	Accounts Payable	0.00	0.00	0.00	0.00	0.00
10L010	4811	0000	00	000000	TRS (Teacher Retire System)	0.00	0.00	0.00	0.00	0.00
10L010	4812	0000	00	000000	FIT (Federal Income Tax)	0.00	0.00	0.00	0.00	0.00
10L010	4813	0000	00	000000	SIT (State Income Tax)	0.00	0.00	0.00	0.00	0.00
10L010	4814	0000	00	000000	IMRF(IL Municipal Retire Fund)	0.00	0.00	0.00	0.00	0.00
10L010	4815	0000	00	000000	Annuities Payable	0.00	0.00	0.00	0.00	0.00
10L010	4816	0000	00	000000	Employee Ins Payable	-167,714.53	-158,846.16	2,979.84	-155,866.32	11,848.21
10L010	4817	0000	00	000000	FICA (Fed Ins Contrib Act)	0.00	0.00	0.00	0.00	0.00
10L010	4817	0000	10	000000	Medicare - N/C	0.00	0.00	0.00	0.00	0.00
10L010	4818	0000	00	000000	Medicare Cert	0.00	0.00	0.00	0.00	0.00
10L010	4819	0000	00	000000	Other P/R Deduction	-7,488.08	-7,488.08	0.00	-7,488.08	0.00
10L010	4990	0000	00	000000	Misc Liab Direct Deposit	0.00	0.00	0.00	0.00	0.00
10L100	9235	0000	00	000000	Future Tigers	0.00	0.00	0.00	0.00	0.00
10L---	----	----	--	-----		-175,202.61	-166,334.24	2,979.84	-163,354.40	11,848.21
10Q010	7300	0000	00	000000	ED Fund Balance	-1,810,053.98	-1,810,053.98	0.00	-1,810,053.98	0.00
10Q010	7310	0000	00	000000	ED Rev/Exp Summary	-17,092,701.51	-15,768,138.82	-3,112,567.20	-18,880,706.02	-1,788,004.51
10Q010	7320	0000	00	000000	Emcumbrance	0.00	0.00	0.00	0.00	0.00
10Q010	7330	0000	00	000000	Excess/Difference	-1,112,832.44	-1,112,832.44	0.00	-1,112,832.44	0.00
10Q999	7150	0000	00	000000	Reserved StudentActiv Fund Bal	-492,704.79	-492,704.79	0.00	-492,704.79	0.00
10Q---	----	----	--	-----		-20,508,292.72	-19,183,730.03	-3,112,567.20	-22,296,297.23	-1,788,004.51
10----	----	----	--	-----		0.00	0.00	0.00	0.00	0.00
20A010	1120	0000	00	000000	BLDG CASH ON HAND	2,097,885.94	1,853,444.50	499,973.51	2,353,418.01	255,532.07
20A010	1210	0000	00	000000	BLDG CD	1,200,000.00	1,200,000.00	0.00	1,200,000.00	0.00
20A010	1310	0000	00	000000	DUE FROM BLDG FUND	0.00	0.00	0.00	0.00	0.00
20A---	----	----	--	-----		3,297,885.94	3,053,444.50	499,973.51	3,553,418.01	255,532.07

Account Level				Beginning	August 2023-24	August 2023-24	Ending	2023-24		
FDTLOC	FUNC	OBJ	SJ	Description	Balance	Beginning Balance	Monthly Activity	Balance	FYTD Activity	
20L010	4310	0000	00	000000	Accounts Payable	0.00	0.00	0.00	0.00	0.00
20L010	4812	0000	00	000000	FIT	0.00	0.00	0.00	0.00	0.00
20L010	4813	0000	00	000000	SIT	0.00	0.00	0.00	0.00	0.00
20L010	4814	0000	00	000000	IMRF	0.00	0.00	0.00	0.00	0.00
20L010	4815	0000	00	000000	ANNUITIES PAYABLE	0.00	0.00	0.00	0.00	0.00
20L010	4816	0000	00	000000	EMPLOYEE INS PAYABLE	0.00	0.00	0.00	0.00	0.00
20L010	4817	0000	00	000000	FICA	0.00	0.00	0.00	0.00	0.00
20L010	4817	0000	10	000000	MEDICARE N/C	0.00	0.00	0.00	0.00	0.00
20L010	4818	0000	00	000000	MEDICARE CERT	0.00	0.00	0.00	0.00	0.00
20L010	4819	0000	00	000000	OTHER P/R DEDUCTIONS	3.80	3.80	0.00	3.80	0.00
20L010	4990	0000	00	000000	MISC LIAB DIRECT DEP	0.00	0.00	0.00	0.00	0.00
20L---	----	----	--	-----		3.80	3.80	0.00	3.80	0.00
20Q010	7300	0000	00	000000	BLDG FUND BALANCE	-120,593.72	-120,593.72	0.00	-120,593.72	0.00
20Q010	7310	0000	00	000000	BLDG REV/EXP SUMMARY	-2,869,636.13	-2,625,194.69	-499,973.51	-3,125,168.20	-255,532.07
20Q010	7320	0000	00	000000	Emcumbrance	0.00	0.00	0.00	0.00	0.00
20Q010	7330	0000	00	000000	EXCESS/DIFFERENCE	-307,659.89	-307,659.89	0.00	-307,659.89	0.00
20Q---	----	----	--	-----		-3,297,889.74	-3,053,448.30	-499,973.51	-3,553,421.81	-255,532.07
20----	----	----	--	-----		0.00	0.00	0.00	0.00	0.00
30A010	1120	0000	00	000000	DEBT SERVICES CASH ON HAND	187,474.06	328,467.98	1,333,805.84	1,662,273.82	1,474,799.76
30A010	1210	0000	00	000000	DEBT SERVICES CD	0.00	0.00	0.00	0.00	0.00
30A---	----	----	--	-----		187,474.06	328,467.98	1,333,805.84	1,662,273.82	1,474,799.76
30L010	4310	0000	00	000000	Accounts Payable	0.00	0.00	0.00	0.00	0.00
30L---	----	----	--	-----		0.00	0.00	0.00	0.00	0.00
30Q010	7300	0000	00	000000	DEBT SERVICES FUND BALANCE	-282,524.23	-282,524.23	0.00	-282,524.23	0.00
30Q010	7310	0000	00	000000	BOND REV/EXP SUMMARY	609,483.67	468,489.75	-1,333,805.84	-865,316.09	-1,474,799.76
30Q010	7320	0000	00	000000	BOND AND INTEREST	0.00	0.00	0.00	0.00	0.00
30Q010	7330	0000	00	000000	EXCESS/DIFFERENCE	-514,433.50	-514,433.50	0.00	-514,433.50	0.00
30Q---	----	----	--	-----		-187,474.06	-328,467.98	-1,333,805.84	-1,662,273.82	-1,474,799.76
30----	----	----	--	-----		0.00	0.00	0.00	0.00	0.00
40A010	1120	0000	00	000000	TRANS CASH ON HAND	1,291,014.86	1,433,593.74	322,895.20	1,756,488.94	465,474.08
40A010	1125	0000	00	000000	TRANS IHI RESERVE	1,208.01	1,208.01	0.00	1,208.01	0.00
40A010	1210	0000	00	000000	TRANS CD	0.00	0.00	0.00	0.00	0.00
40A---	----	----	--	-----		1,292,222.87	1,434,801.75	322,895.20	1,757,696.95	465,474.08

Account Level				Beginning	August 2023-24	August 2023-24	Ending	2023-24		
FDTLOC	FUNC	OBJ	SJ	Description	Balance	Beginning Balance	Monthly Activity	Balance	FYTD Activity	
40L010	4310	0000	00	000000	Accounts Payable	0.00	0.00	0.00	0.00	0.00
40L010	4811	0000	00	000000	TRS	0.00	0.00	0.00	0.00	0.00
40L010	4812	0000	00	000000	FIT	0.00	0.00	0.00	0.00	0.00
40L010	4813	0000	00	000000	SIT	0.00	0.00	0.00	0.00	0.00
40L010	4814	0000	00	000000	IMRF	0.00	0.00	0.00	0.00	0.00
40L010	4815	0000	00	000000	ANNUITIES PAYABLE	0.00	0.00	0.00	0.00	0.00
40L010	4816	0000	00	000000	EMPLOYEE INS PAYABLE	0.00	0.00	0.00	0.00	0.00
40L010	4817	0000	00	000000	FICA	0.00	0.00	0.00	0.00	0.00
40L010	4817	0000	10	000000	MEDICARE N/C	0.00	0.00	0.00	0.00	0.00
40L010	4818	0000	00	000000	MEDICARE CERT	0.00	0.00	0.00	0.00	0.00
40L010	4819	0000	00	000000	OTHER P/R DEDUCTIONS	-121.45	-121.45	0.00	-121.45	0.00
40L010	4990	0000	00	000000	MISC LIAB DIRECT DEPOSIT	0.00	0.00	0.00	0.00	0.00
40L---	----	----	--	-----		-121.45	-121.45	0.00	-121.45	0.00
40Q010	7300	0000	00	000000	TRANS FUND BALANCE	-125,788.52	-125,788.52	0.00	-125,788.52	0.00
40Q010	7310	0000	00	000000	TRAN REV/EXP SUMMARY	-1,049,965.80	-1,192,544.68	-322,895.20	-1,515,439.88	-465,474.08
40Q010	7320	0000	00	000000	Emcumbrance	0.00	0.00	0.00	0.00	0.00
40Q010	7330	0000	00	000000	EXCESS/DIFFERENCE	-116,347.10	-116,347.10	0.00	-116,347.10	0.00
40Q---	----	----	--	-----		-1,292,101.42	-1,434,680.30	-322,895.20	-1,757,575.50	-465,474.08
40----	----	----	--	-----		0.00	0.00	0.00	0.00	0.00
50A010	1120	0000	00	000000	IMRF CASH ON HAND	450,702.94	394,074.06	569,294.89	963,368.95	512,666.01
50A010	1210	0000	00	000000	IMRF CD	0.00	0.00	0.00	0.00	0.00
50A---	----	----	--	-----		450,702.94	394,074.06	569,294.89	963,368.95	512,666.01
50L010	4310	0000	00	000000	Accounts Payable	0.00	0.00	0.00	0.00	0.00
50L010	4814	0000	00	000000	IMRF	0.00	0.00	0.00	0.00	0.00
50L010	4817	0000	00	000000	FICA	0.00	0.00	0.00	0.00	0.00
50L010	4818	0000	00	000000	MEDICARE	0.00	0.00	0.00	0.00	0.00
50L010	4990	0000	00	000000	MISC LIAB DD	0.00	0.00	0.00	0.00	0.00
50L---	----	----	--	-----		0.00	0.00	0.00	0.00	0.00
50Q010	7300	0000	00	000000	IMRF FUND BALANCE	-151,984.58	-151,984.58	0.00	-151,984.58	0.00
50Q010	7310	0000	00	000000	IMRF/SS REV/EXP SUMMARY	-97,371.92	-40,743.04	-569,294.89	-610,037.93	-512,666.01
50Q010	7330	0000	00	000000	EXCESS/DIFFERENCE	-201,346.44	-201,346.44	0.00	-201,346.44	0.00
50Q---	----	----	--	-----		-450,702.94	-394,074.06	-569,294.89	-963,368.95	-512,666.01
50----	----	----	--	-----		0.00	0.00	0.00	0.00	0.00

Account Level				Beginning	August 2023-24	August 2023-24	Ending	2023-24	
FDTLOC	FUNC	OBJ	SJ	Description	Balance	Beginning Balance	Monthly Activity	Balance	FYTD Activity
60A010	1120	0000	00 000000	Site & Construction Cash in on	1,035,706.87	630,552.97	-37,658.38	592,894.59	-442,812.28
60A010	1210	0000	00 000000	Site CD	0.00	0.00	0.00	0.00	0.00
60A---	----	----	--	-----	1,035,706.87	630,552.97	-37,658.38	592,894.59	-442,812.28
60L010	4310	0000	00 000000	Accounts Payable	0.00	0.00	0.00	0.00	0.00
60L---	----	----	--	-----	0.00	0.00	0.00	0.00	0.00
60Q010	7300	0000	00 000000	SITE & CONST FUND BALANCE	0.00	0.00	0.00	0.00	0.00
60Q010	7310	0000	00 000000	SITE/CONSTRUCTION REV/EXP SUM	-1,035,706.87	-630,552.97	37,658.38	-592,894.59	442,812.28
60Q010	7320	0000	00 000000	Emcumbrance	0.00	0.00	0.00	0.00	0.00
60Q010	7330	0000	00 000000	EXCESS/DIFFERENCE	0.00	0.00	0.00	0.00	0.00
60Q---	----	----	--	-----	-1,035,706.87	-630,552.97	37,658.38	-592,894.59	442,812.28
60----	----	----	--	-----	0.00	0.00	0.00	0.00	0.00
70A010	1120	0000	00 000000	WORKING CASH - CASH ON HAND	498,956.88	500,611.90	99,526.83	600,138.73	101,181.85
70A010	1210	0000	00 000000	WORKING CASH CD	500,000.00	500,000.00	0.00	500,000.00	0.00
70A---	----	----	--	-----	998,956.88	1,000,611.90	99,526.83	1,100,138.73	101,181.85
70Q010	7300	0000	00 000000	WORKING CASH FUND BALANCE	-1,482,040.21	-1,482,040.21	0.00	-1,482,040.21	0.00
70Q010	7310	0000	00 000000	WORKING CASH REV/EXP SUMMARY	597,585.79	595,930.77	-99,526.83	496,403.94	-101,181.85
70Q010	7330	0000	00 000000	EXCESS/DIFFERENCE	-114,502.46	-114,502.46	0.00	-114,502.46	0.00
70Q---	----	----	--	-----	-998,956.88	-1,000,611.90	-99,526.83	-1,100,138.73	-101,181.85
70----	----	----	--	-----	0.00	0.00	0.00	0.00	0.00
80A010	1120	0000	00 000000	Tort Cash on Hand	0.00	0.01	573,349.22	573,349.23	573,349.23
80A---	----	----	--	-----	0.00	0.01	573,349.22	573,349.23	573,349.23
80L010	4310	0000	00 000000	Accounts Payable	0.00	0.00	0.00	0.00	0.00
80L---	----	----	--	-----	0.00	0.00	0.00	0.00	0.00
80Q010	7300	0000	00 000000	Tort Fund Balance	0.00	0.00	0.00	0.00	0.00
80Q010	7310	0000	00 000000	TORT REV/EXP SUMMARY	227,330.44	227,330.43	-573,349.22	-346,018.79	-573,349.23
80Q010	7320	0000	00 000000	Tort Encumbrance	0.00	0.00	0.00	0.00	0.00
80Q010	7330	0000	00 000000	EXCESS/DIFFERENCE	-227,330.44	-227,330.44	0.00	-227,330.44	0.00
80Q---	----	----	--	-----	0.00	-0.01	-573,349.22	-573,349.23	-573,349.23
80----	----	----	--	-----	0.00	0.00	0.00	0.00	0.00

				Account Level	Beginning	August 2023-24	August 2023-24	Ending	2023-24
FDTLOC	FUNC	OBJ	SJ	Description	Balance	Beginning Balance	Monthly Activity	Balance	FYTD Activity
90A010	1120	0000	00 000000	LIFE SAFETY CASH ON HAND	140,269.83	132,406.38	14,251.18	146,657.56	6,387.73
90A010	1210	0000	00 000000	LIFE SAFETY CD	0.00	0.00	0.00	0.00	0.00
90A---	----	----	-- -----		140,269.83	132,406.38	14,251.18	146,657.56	6,387.73
90L010	4310	0000	00 000000	Accounts Payable	0.00	0.00	0.00	0.00	0.00
90L010	4812	0000	00 000000	L/S FIT	0.00	0.00	0.00	0.00	0.00
90L010	4813	0000	00 000000	L/S SIT	0.00	0.00	0.00	0.00	0.00
90L010	4817	0000	00 000000	L/S FICA	0.00	0.00	0.00	0.00	0.00
90L010	4817	0000	10 000000	L/S Medicare NC	0.00	0.00	0.00	0.00	0.00
90L---	----	----	-- -----		0.00	0.00	0.00	0.00	0.00
90Q010	7300	0000	00 000000	LIFE SAFETY FUND BALANCE	-1,128,737.03	-1,128,737.03	0.00	-1,128,737.03	0.00
90Q010	7310	0000	00 000000	LIFE SAFETY REV/EXP SUMMARY	277,864.86	285,728.31	-14,251.18	271,477.13	-6,387.73
90Q010	7320	0000	00 000000	Emcumbrance	0.00	0.00	0.00	0.00	0.00
90Q010	7330	0000	00 000000	EXCESS/DIFFERENCE	710,602.34	710,602.34	0.00	710,602.34	0.00
90Q---	----	----	-- -----		-140,269.83	-132,406.38	-14,251.18	-146,657.56	-6,387.73
90----	----	----	-- -----		0.00	0.00	0.00	0.00	0.00
<hr/>									
Grand Asset Totals					28,086,714.72	26,324,423.82	6,485,025.65	32,809,449.47	4,722,734.75
Grand Liability Totals					-175,320.26	-166,451.89	2,979.84	-163,472.05	11,848.21
Grand Equity Totals					-27,911,394.46	-26,157,971.93	-6,488,005.49	-32,645,977.42	-4,734,582.96
Grand Totals					0.00	0.00	0.00	0.00	0.00

Number of Accounts: 111

\*\*\*\*\* End of report \*\*\*\*\*

\*\*\*\*\*

REPORT SPECIFICATIONS

DISTRICT: Richland County Community Unit #1
REPORT TITLE: AP Invoice Listing Report
REQUESTED BY: cgraves DATE: 09/12/23
PROGRAM NAME: fin/3aprpt01. TIME: 9:23:05 AM
COPIES: 1 LPI: 6
RUN ON SERVER: yes CREATE ASCII FILE: NO

\*\*\*\*\*

REPORT SEQUENCE: Vendor
INVOICE TYPE(S): HISTORY
CHECK TYPE(S): ALL

PRINT DETAIL: no PRINT ACCOUNTING: no
STARTING PO #: 0 ENDING PO #: 9999999999
STARTING INVOICE #: ENDING INVOICE #: ZZZZZZZZZZZZZZZZZZZ
STARTING VENDOR KEY: ENDING VENDOR KEY: ZZZZZZZZZZZ
STARTING BATCH #: BBSEPT ENDING BATCH #: BBSEPT
STARTING BANK CASH CODE: ENDING BANK CASH CODE: ZZZZZ
STARTING INVOICE DATE: ENDING INVOICE DATE: 12/31/9999
STARTING DUE DATE: ENDING DUE DATE: 12/31/9999
STARTING CREATED BY: ENDING CREATED BY: ZZZZZZZZZZZ
STARTING CREATED DATE: 07/01/2023 ENDING CREATED DATE: 12/31/9999
STARTING INVOICE AMOUNT: -999,999,999.00 ENDING INVOICE AMOUNT: 9999,999,999.99

<u>VEN-KEY</u>	<u>VENDOR NAME</u>	<u>INVOICE #</u>	<u>PO NUMBER</u>	<u>BATCH</u>	<u>BANK</u>	<u>DESCRIPTION</u>	<u>LQ</u>	<u>S</u>	<u>INV DATE</u>	<u>DUE DATE</u>	<u>C</u>	<u>NET AMOUNT</u>
	<u>ACH VOID DOWNLOAD</u>	<u>DISCOUNT DESCRIPTION</u>		<u>DISC AMT</u>		<u>ADJUSTMENT DESCRIPTION</u>	<u>FY</u>		<u>ADJ AMT</u>	<u>CHECK NBR</u>		<u>INVOICE AMOUNT</u>
A & R ME000	A & R MECHANICAL CONTRACTORS, INC	10633	0000000000	BBSEPT	TRUST	COOLING TOWER MS	H	09/07/2023	09/08/2023	R		\$56,650.70
							23-24			35553		\$56,650.70
<b>NUMBER OF INVOICES: 1</b>												<b>\$56,650.70</b>
AISLE 000	AISLE	1097	1002400282	BBSEPT	TRUST	AISLE Fall Conference - Strength in Partnerships	H	09/07/2023	09/08/2023	R		\$195.00
							23-24			35554		\$195.00
<b>NUMBER OF INVOICES: 1</b>												<b>\$195.00</b>
BISHOSUS001	BISHOP, SUSAN L.	090723	0000000000	BBSEPT	TRUST	BULLY PREVENTION	H	09/07/2023	09/08/2023	R		\$1,500.00
							23-24			35555		\$1,500.00
<b>NUMBER OF INVOICES: 1</b>												<b>\$1,500.00</b>
BM TRUCK000	BM TRUCK EQUIPMENT	082339151	0000000000	BBSEPT	TRUST	BAND TRAILER	H	08/30/2023	09/06/2023	R		\$2,400.96
							23-24			35556		\$2,400.96
BM TRUCK000	BM TRUCK EQUIPMENT	082355542	0000000000	BBSEPT	TRUST	SUMMER JOB	H	08/10/2023	09/06/2023	R		\$65.96
							23-24			35556		\$65.96
BM TRUCK000	BM TRUCK EQUIPMENT	082355548	0000000000	BBSEPT	TRUST	SUMMER JOB	H	08/10/2023	09/06/2023	R		\$60.05
							23-24			35556		\$60.05
<b>NUMBER OF INVOICES: 3</b>												<b>\$2,526.97</b>
BUSHUE B000	BUSHUE BACKGROUND SCREENING	1-20230831	0000000000	BBSEPT	TRUST	APPLICANTS	H	08/31/2023	09/05/2023	R		\$1,026.00
							23-24			35557		\$1,026.00
BUSHUE B000	BUSHUE BACKGROUND SCREENING	1EHR-20230831	0000000000	BBSEPT	Trust	EHR CHECK + ELIS VERIFICATION	H	08/31/2023	09/05/2023	R		\$512.00
							23-24			35557		\$512.00
BUSHUE B000	BUSHUE BACKGROUND SCREENING	MISC-20230831	0000000000	BBSEPT	TRUST	MISC	H	08/31/2023	09/05/2023	R		\$44.00
							23-24			35557		\$44.00

<u>VEN-KEY</u>	<u>VENDOR NAME</u>	<u>INVOICE #</u>	<u>PO NUMBER</u>	<u>BATCH</u>	<u>BANK</u>	<u>DESCRIPTION</u>	<u>LQ</u>	<u>S</u>	<u>INV DATE</u>	<u>DUE DATE</u>	<u>C</u>	<u>NET AMOUNT</u>
<u>ACH VOID DOWNLOAD</u>		<u>DISCOUNT DESCRIPTION</u>			<u>DISC AMT</u>	<u>ADJUSTMENT DESCRIPTION</u>	<u>FY</u>	<u>ADJ AMT</u>		<u>CHECK NBR</u>	<u>INVOICE AMOUNT</u>	
BUSHUE B000	BUSHUE BACKGROUND SCREENING	VOLS-20230831	0000000000	BBSEPT	TRUST	Volunteers	H		08/31/2023	09/05/2023	R	\$10.00
							23-24			35557		\$10.00
<b>NUMBER OF INVOICES: 4</b>											<b>\$1,592.00</b>	
CENTRAL 003	CENTRAL STATES BUS SALES	IN585145	8002400003	BBSEPT	TRUST	Supplies for the school year 2023-2024	H		08/02/2023	09/12/2023	R	\$23.19
							23-24			35558		\$23.19
<b>NUMBER OF INVOICES: 2</b>											<b>\$1,263.20</b>	
CENTRAL 003	CENTRAL STATES BUS SALES	IN586486	8002400003	BBSEPT	TRUST	Supplies for the school year 2023-2024	H		08/16/2023	09/12/2023	R	\$1,240.01
							23-24			35558		\$1,240.01
<b>NUMBER OF INVOICES: 2</b>											<b>\$1,263.20</b>	
CINTAS 000	CINTAS	083123	0000000000	BBSEPT	TRUST	statement 4163797853, 4165172817, 4163797842, 4165172829, 4163797809, 4165172893	H		08/31/2023	09/06/2023	R	\$1,057.08
							23-24			35559		\$1,057.08
<b>NUMBER OF INVOICES: 1</b>											<b>\$1,057.08</b>	
CORDELL 001	CORDELL DESIGNS	850	1002400254	BBSEPT	TRUST	Printed Decal Painted Aluminum Sign Blanks Labor	H		08/31/2023	09/01/2023	R	\$169.12
							23-24			35560		\$169.12
<b>NUMBER OF INVOICES: 1</b>											<b>\$169.12</b>	
CUTTING 000	CUTTING EDGE CURRICULUM, INC	719	3002400143	BBSEPT	Trust	MyCaert Subscription for 23-24 School Year	H		09/01/2023	09/05/2023	R	\$1,700.00
							23-24			35561		\$1,700.00
<b>NUMBER OF INVOICES: 1</b>											<b>\$1,700.00</b>	
EAGLESON001	EAGLESON AUTOMOTIVE CENTER INC	215060	8002400010	BBSEPT	TRUST	Labor & Supplies for	H		09/05/2023	09/07/2023	R	\$934.97

<u>VEN-KEY</u>	<u>VENDOR NAME</u>	<u>INVOICE #</u>	<u>PO NUMBER</u>	<u>BATCH</u>	<u>BANK</u>	<u>DESCRIPTION</u>	<u>LQ S</u>	<u>INV DATE</u>	<u>DUE DATE</u>	<u>C</u>	<u>NET AMOUNT</u>	
	<u>ACH VOID DOWNLOAD</u>	<u>DISCOUNT DESCRIPTION</u>		<u>DISC AMT</u>		<u>ADJUSTMENT DESCRIPTION</u>	<u>FY</u>		<u>ADJ AMT</u>	<u>CHECK NBR</u>	<u>INVOICE AMOUNT</u>	
EAGLESON001	EAGLESON AUTOMOTIVE CENTER INC	215060				*****CONTINUED***** vehicles, excluding buses 2023-2024						
							23-24			35562	\$934.97	
EAGLESON001	EAGLESON AUTOMOTIVE CENTER INC	215721	0000000000	BBSEPT	TRUST	AJ'S TRUCK	H	08/28/2023	09/07/2023	R	\$354.50	
							23-24			35562	\$354.50	
EAGLESON001	EAGLESON AUTOMOTIVE CENTER INC	216035	3002400126	BBSEPT	TRUST	Oil Change for Driver Ed car Invoice # 216035	H	08/25/2023	09/07/2023	R	\$63.92	
							23-24			35562	\$63.92	
EAGLESON001	EAGLESON AUTOMOTIVE CENTER INC	216080	3002400151	BBSEPT	TRUST	Invoice #216080	H	08/28/2023	09/07/2023	R	\$42.00	
							23-24			35562	\$42.00	
											<b>53</b>	
						<b>NUMBER OF INVOICES: 4</b>					<b>\$1,395.39</b>	
ERWINMEL000	ERWIN, MELISSA	ERIN20230901A	0000000000	BBSEPT	Trust	8/1/2023-8/31/2023 August home visits	H	09/01/2023	08/01/2023	R	\$120.00	
							23-24			35563	\$120.00	
											<b>NUMBER OF INVOICES: 1</b>	<b>\$120.00</b>
FOSTER'S000	FOSTER'S TOWING	028307	8002400029	BBSEPT	Trust	Bus Towing for 2023-2024 School Year	H	09/02/2023	09/05/2023	R	\$589.00	
							23-24			35564	\$589.00	
											<b>NUMBER OF INVOICES: 1</b>	<b>\$589.00</b>
G. TODD 000	G. TODD BETTIS LAWN & LANDSCAPE	2023	0000000000	BBSEPT	TRUST	ATHLETIC FIELDS CARE AND FERTILIZER	H	09/11/2023	09/12/2023	R	\$1,255.00	
							23-24			35565	\$1,255.00	
											<b>NUMBER OF INVOICES: 1</b>	<b>\$1,255.00</b>
GRAINGER000	GRAINGER	9831970240	0000000000	BBSEPT	TRUST	MS SUPPLIES	H	09/08/2023	09/12/2023	R	\$165.60	

VEN-KEY	VENDOR NAME	INVOICE #	PO NUMBER	BATCH	BANK	DESCRIPTION	LQ	S	INV DATE	DUE DATE	C	NET AMOUNT
<u>ACH VOID DOWNLOAD</u>		<u>DISCOUNT DESCRIPTION</u>	<u>DISC AMT</u>		<u>ADJUSTMENT DESCRIPTION</u>		<u>FY</u>	<u>ADJ AMT</u>		<u>CHECK NBR</u>	<u>INVOICE AMOUNT</u>	
GRAINGER000	GRAINGER	9831970240		*****CONTINUED*****								
							23-24			35566		\$165.60
						<b>NUMBER OF INVOICES: 1</b>						<b>\$165.60</b>
HENDRBRE000	HENDRICKSON, BRENDA	ERIN20230901A	0000000000	BBSEPT	Trust	8/1/2023-8/31/2023 home visits	August	H	09/01/2023	08/01/2023	R	\$184.38
							23-24			35567		\$184.38
						<b>NUMBER OF INVOICES: 1</b>						<b>\$184.38</b>
HIGGISAR000	HIGGINBOTHAM, SARAH	ERIN20230830A	0000000000	BBSEPT	Trust	7/25/2023-8/30/2023 Mileage for July & August: 30 Miles Total		H	08/30/2023	08/01/2023	R	\$18.75
							23-24			35568		\$18.75
						<b>NUMBER OF INVOICES: 1</b>						<b>\$18.75</b>
JOHNSDAR000	JOHNSON, DARLA	090823	6002400003	BBSEPT	TRUST	\$100 for scrubs for Darla Johnson; she will turn in a receipt for reimbursement.		H	09/08/2023	09/08/2023	R	\$96.04
							23-24			35569		\$96.04
						<b>NUMBER OF INVOICES: 1</b>						<b>\$96.04</b>
JOINER S000	JOINER SHEET METAL & ROOFING, INC	226EX58.400	0000000000	BBSEPT	TRUST	HS REROOF PROJECT		H	08/25/2023	08/28/2023	R	\$110,634.30
							23-24			35570		\$110,634.30
						<b>NUMBER OF INVOICES: 1</b>						<b>\$110,634.30</b>
KEMPER C000	KEMPER CPA GROUP, LLP	1210670	0000000000	BBSEPT	TRUST	SERVICES TO DATE ON ANNUAL FINANCIAL STATEMENT AUDIT YEAR ENDING 06/30/23		H	08/31/2023	09/08/2023	R	\$15,000.00
							23-24			35571		\$15,000.00

VEN-KEY	VENDOR NAME	INVOICE #	PO NUMBER	BATCH	BANK	DESCRIPTION	LQ	S	INV DATE	DUE DATE	C	NET AMOUNT
<u>ACH VOID DOWNLOAD</u>		<u>DISCOUNT DESCRIPTION</u>			<u>DISC AMT</u>	<u>ADJUSTMENT DESCRIPTION</u>	<u>FY</u>	<u>ADJ AMT</u>		<u>CHECK NBR</u>	<u>INVOICE AMOUNT</u>	
						NUMBER OF INVOICES:	1					\$15,000.00
KOCHEBRI000	KOCHEBRI, BRITTANIA	ERIN20230901A	0000000000	BBSEPT	Trust	8/1/2023-8/31/2023	August	H	09/01/2023	08/01/2023	R	\$109.40
						2023 Mileage						
								23-24		35572		\$109.40
						NUMBER OF INVOICES:	1					\$109.40
LITERACY000	LITERACY RESOURCES INC	290742	1002400222	BBSEPT	TRUST	Heggerty Licenses		H	08/27/2023	09/07/2023	R	\$1,335.00
								23-24		35573		\$1,335.00
						NUMBER OF INVOICES:	1					\$1,335.00
MACGILL 000	MACGILL SCHOOL NURSE SUPPLIES	IN0846253	5502400033	BBSEPT	TRUST	Nursing supplies ELC		H	09/08/2023	09/11/2023	R	\$297.00
								23-24		35574		\$297.00
						NUMBER OF INVOICES:	1					\$297.00
MANAGED 000	MANAGED METHODS INC	2023-1308	9502400024	BBSEPT	Trust	Managed Methods 1yr.		H	09/01/2023	09/05/2023	R	\$7,083.90
								23-24		35575		\$7,083.90
						NUMBER OF INVOICES:	1					\$7,083.90
MARATHON002	MARATHON TIRE SERV, INC	082354330	0000000000	BBSEPT	TRUST	RCES MOWER TIRE		H	08/05/2023	09/06/2023	R	\$39.03
								23-24		35576		\$39.03
						NUMBER OF INVOICES:	1					\$39.03
MILLER 0000	MILLER OFFICE EQUIPMENT, INC	129111	3002400141	BBSEPT	TRUST	Ag/TI Office Supplies		H	08/23/2023	09/06/2023	R	\$570.00
								23-24		35577		\$570.00
MILLER 0000	MILLER OFFICE EQUIPMENT, INC	129174	5502400035	BBSEPT	Trust	ELC office supplies		H	08/29/2023	09/05/2023	R	\$648.00
								23-24		35577		\$648.00
MILLER 0000	MILLER OFFICE EQUIPMENT, INC	129184	6002400048	BBSEPT	Trust	Sp Ed supplies and equipment		H	08/30/2023	09/05/2023	R	\$319.80
								23-24		35577		\$319.80

55

<u>VEN-KEY</u>	<u>VENDOR NAME</u>	<u>INVOICE #</u>	<u>PO NUMBER</u>	<u>BATCH</u>	<u>BANK</u>	<u>DESCRIPTION</u>	<u>LQ</u>	<u>S</u>	<u>INV DATE</u>	<u>DUE DATE</u>	<u>C</u>	<u>NET AMOUNT</u>
	<u>ACH VOID DOWNLOAD</u>	<u>DISCOUNT DESCRIPTION</u>		<u>DISC AMT</u>		<u>ADJUSTMENT DESCRIPTION</u>	<u>FY</u>		<u>ADJ AMT</u>	<u>CHECK NBR</u>		<u>INVOICE AMOUNT</u>
MILLER 0000	MILLER OFFICE EQUIPMENT, INC	129247	2002400059	BBSEPT	TRUST	Toner for MX-3550N printer/copy machine	H		09/08/2023	09/12/2023	R	\$1,288.00
							23-24			35577		\$1,288.00
MILLER 0000	MILLER OFFICE EQUIPMENT, INC	129249	1002400209	BBSEPT	TRUST	Labor for Copiers (Workrooms, Color Copiers, Fax Machine)	H		09/08/2023	09/11/2023	R	\$48.00
							23-24			35577		\$48.00
MILLER 0000	MILLER OFFICE EQUIPMENT, INC	129249.	1002400208	BBSEPT	TRUST	Parts for Copiers (Workrooms, Color Copiers, Fax Machine)	H		09/08/2023	09/11/2023	R	\$89.00
							23-24			35577		\$89.00
<b>NUMBER OF INVOICES: 6</b>												<b>\$2,962.80</b>
MILLER T000	MILLER, TRACY, BRAUN	104561	0000000000	BBSEPT	TRUST	PROFESSIONAL SERVICES	H		08/31/2023	09/08/2023	R	\$10,495.75
							23-24			35578		\$10,495.75
<b>NUMBER OF INVOICES: 1</b>												<b>\$10,495.75</b>
MYBINDIN000	MYBINDING.COM	SI2777507	5502400028	BBSEPT	TRUST	ELC supplies	H		08/30/2023	08/31/2023	R	\$224.36
							23-24			35579		\$224.36
<b>NUMBER OF INVOICES: 1</b>												<b>\$224.36</b>
MYSTERY 000	MYSTERY SCIENCE, INC	237891	1002400260	BBSEPT	Trust	School Membership for 2023-2024, Quote #237891	H		09/05/2023	09/05/2023	R	\$1,999.00
							23-24			35580		\$1,999.00
<b>NUMBER OF INVOICES: 1</b>												<b>\$1,999.00</b>
NAVIGATE000	NAVIGATE360, LLC	INV-13336	0000000000	BBSEPT	TRUST	EMERGENCY MANAGEMENT SUBSCRIPTION	H		09/01/2023	09/01/2023	R	\$3,182.70
							23-24			35581		\$3,182.70

56

<u>VEN-KEY</u>	<u>VENDOR NAME</u>	<u>INVOICE #</u>	<u>PO NUMBER</u>	<u>BATCH</u>	<u>BANK</u>	<u>DESCRIPTION</u>	<u>LQ</u>	<u>S</u>	<u>INV DATE</u>	<u>DUE DATE</u>	<u>C</u>	<u>NET AMOUNT</u>
	<u>ACH VOID DOWNLOAD</u>	<u>DISCOUNT DESCRIPTION</u>		<u>DISC AMT</u>		<u>ADJUSTMENT DESCRIPTION</u>	<u>FY</u>		<u>ADJ AMT</u>	<u>CHECK NBR</u>		<u>INVOICE AMOUNT</u>
						<b>NUMBER OF INVOICES: 1</b>						<b>\$3,182.70</b>
POETTKER000	POETTKER CONSTRUCTION COM, INC	01-1930-000-25	0000000000	BBSEPT	TRUST	RCHS-ADDITIONS AND RENOVATIONS	H		09/07/2023	09/08/2023	R	\$51,592.96
							23-24			35582		\$51,592.96
POETTKER000	POETTKER CONSTRUCTION COM, INC	083123	0000000000	BBSEPT	TRUST	RCELC	H		08/31/2023	09/07/2023	R	\$676,009.51
							23-24			35582		\$676,009.51
						<b>NUMBER OF INVOICES: 2</b>						<b>\$727,602.47</b>
PRAIRIE 001	PRAIRIE FARMS DAIRY, INC	54452-083123	4002400001	BBSEPT	Trust	Food/Supplies FY24 Prairie Farms	H		08/31/2023	09/05/2023	R	\$9,198.60
							23-24			35583		\$9,198.60
												<b>57</b>
						<b>NUMBER OF INVOICES: 1</b>						<b>\$9,198.60</b>
PRINTFOR000	PRINTFORCE, INC	299780	0000000000	BBSEPT	TRUST	SUSIE BISHOP SUPPLIES	H		09/01/2023	09/08/2023	R	\$189.63
							23-24			35584		\$189.63
PRINTFOR000	PRINTFORCE, INC	299787	0000000000	BBSEPT	TRUST	BUSINESS CARDS J FOX	H		10/01/2023	09/05/2023	R	\$26.26
							23-24			35584		\$26.26
PRINTFOR000	PRINTFORCE, INC	299790	4002400010	BBSEPT	TRUST	Lunch Money Envelopes	H		09/05/2023	09/08/2023	R	\$75.30
							23-24			35584		\$75.30
PRINTFOR000	PRINTFORCE, INC	299804	8002400028	BBSEPT	TRUST	Supplies for 2023-2024	H		09/08/2023	09/11/2023	R	\$4,026.42
							23-24			35584		\$4,026.42
						<b>NUMBER OF INVOICES: 4</b>						<b>\$4,317.61</b>
QUILL CO000	QUILL CORPORATION	34254639	4002400003	BBSEPT	TRUST	Ink Cartridges	H		08/25/2023	09/08/2023	R	\$472.73
							23-24			35585		\$472.73
						<b>NUMBER OF INVOICES: 1</b>						<b>\$472.73</b>
RICHLAND009	RICHLAND CO TREASURER	9	0000000000	BBSEPT	TRUST	SCHOOL RESOURCE OFFICER	H		09/11/2023	09/12/2023	R	\$5,059.22

<u>VEN-KEY</u>	<u>VENDOR NAME</u>	<u>INVOICE #</u>	<u>PO NUMBER</u>	<u>BATCH</u>	<u>BANK</u>	<u>DESCRIPTION</u>	<u>LQ</u>	<u>S</u>	<u>INV DATE</u>	<u>DUE DATE</u>	<u>C</u>	<u>NET AMOUNT</u>	
	<u>ACH VOID DOWNLOAD</u>	<u>DISCOUNT DESCRIPTION</u>		<u>DISC AMT</u>		<u>ADJUSTMENT DESCRIPTION</u>	<u>FY</u>		<u>ADJ AMT</u>	<u>CHECK NBR</u>		<u>INVOICE AMOUNT</u>	
RICHLAND009	RICHLAND CO TREASURER	9				*****CONTINUED*****							
							23-24			35586		\$5,059.22	
												<b>NUMBER OF INVOICES: 1</b>	<b>\$5,059.22</b>
SCALE FR000	SCALE FREE	5045 SFS	0000000000	BBSEPT	TRUST RCMS		H	09/01/2023	09/07/2023	R		\$935.00	
							23-24			35587		\$935.00	
												<b>NUMBER OF INVOICES: 1</b>	<b>\$935.00</b>
SECURITY000	SECURITY ALARM CORP, INC	190582	0000000000	BBSEPT	TRUST RCES ACCESS CONTROL INSTALL		H	08/31/2023	09/01/2023	R		\$3,925.00	
							23-24			35588		\$3,925.00	
												<b>NUMBER OF INVOICES: 1</b>	<b>\$3,925.00</b>
												<b>58</b>	
SOUTH EA000	SOUTH EASTERN SPECIAL EDUCATION	100123	0000000000	BBSEPT	TRUST MONTHLY SERVICES		H	10/01/2023	09/05/2023	R		\$117,484.25	
							23-24			35589		\$117,484.25	
												<b>NUMBER OF INVOICES: 1</b>	<b>\$117,484.25</b>
SPILLSCO000	SPILLMAN, SCOTT	083123	0000000000	BBSEPT	TRUST MILEAGE AUGUST 2023		H	08/31/2023	09/01/2023	R		\$437.50	
							23-24			35590		\$437.50	
												<b>NUMBER OF INVOICES: 1</b>	<b>\$437.50</b>
SWEETWAT000	SWEETWATER SOUND INC	37962720	9502400027	BBSEPT	TRUST Mic Repair Supplies		H	09/06/2023	09/11/2023	R		\$283.26	
							23-24			35591		\$283.26	
												<b>NUMBER OF INVOICES: 1</b>	<b>\$283.26</b>
THE MUSI000	THE MUSIC SHOPPE, INC	3540701	2002400054	BBSEPT	Trust Music Shoppe store credit - repairs		H	09/05/2023	09/05/2023	R		\$1,600.00	
							23-24			35592		\$1,600.00	
												<b>NUMBER OF INVOICES: 1</b>	<b>\$1,600.00</b>
THE MUSI000	THE MUSIC SHOPPE, INC	3540701.	2002400053	BBSEPT	Trust The Music Shoppe Store Credit (Supplies)		H	09/05/2023	09/05/2023	R		\$2,400.00	

<u>VEN-KEY</u>	<u>VENDOR NAME</u>	<u>INVOICE #</u>	<u>PO NUMBER</u>	<u>BATCH</u>	<u>BANK</u>	<u>DESCRIPTION</u>	<u>LQ</u>	<u>S</u>	<u>INV DATE</u>	<u>DUE DATE</u>	<u>C</u>	<u>NET AMOUNT</u>
	<u>ACH VOID DOWNLOAD</u>	<u>DISCOUNT DESCRIPTION</u>		<u>DISC AMT</u>		<u>ADJUSTMENT DESCRIPTION</u>	<u>FY</u>		<u>ADJ AMT</u>	<u>CHECK NBR</u>		<u>INVOICE AMOUNT</u>
THE MUSI000	THE MUSIC SHOPPE, INC	3540701.				*****CONTINUED*****						
							23-24			35592		\$2,400.00
						<b>NUMBER OF INVOICES: 2</b>						<b>\$4,000.00</b>
THE STUD000	THE STUDIO AT BRITTON'S BULLPEN, I 118		0000000000	BBSEPT		TRUST PRIVATE YOGA	H	09/04/2023	09/05/2023	R		\$180.00
							23-24			35593		\$180.00
						<b>NUMBER OF INVOICES: 1</b>						<b>\$180.00</b>
TOMLILIN000	TOMLIN, LINDSEY	083123	0000000000	BBSEPT		TRUST MILEAGE AUGUST 2023	H	08/31/2023	08/31/2023	R		\$20.12
							23-24			35594		\$20.12
						<b>NUMBER OF INVOICES: 1</b>						<b>\$20.12</b>
TRAFERA,000	TRAFERA, LLC	I000804212	0000000000	BBSEPT		TRUST ST JOE FULL DAY TRAINING	H	08/31/2023	09/08/2023	R		\$1,500.00
							23-24			35595		\$1,500.00
						<b>NUMBER OF INVOICES: 1</b>						<b>\$1,500.00</b>
WABASH F001	WABASH FOOD SERVICE	54450-083123	4002400004	BBSEPT		TRUST ES	H	08/31/2023	09/05/2023	R		\$28,485.76
							23-24			35596		\$28,485.76
WABASH F001	WABASH FOOD SERVICE	54452-083123	4002400004	BBSEPT		Trust Food/Supplies FY24 Wabash	H	08/31/2023	09/05/2023	R		\$9,571.91
							23-24			35596		\$9,571.91
WABASH F001	WABASH FOOD SERVICE	54454-083123	4002400004	BBSEPT		Trust Food/Supplies FY24 Wabash	H	09/05/2023	09/05/2023	R		\$7,137.07
							23-24			35596		\$7,137.07
						<b>NUMBER OF INVOICES: 3</b>						<b>\$45,194.74</b>
WEASE EQ000	WEASE EQUIPMENT, INC	W26084	8002400012	BBSEPT		Trust Labor and Supplies for the school year 2023-2024	H	08/07/2023	09/05/2023	R		\$160.71
							23-24			35597		\$160.71

<u>VEN-KEY</u>	<u>VENDOR NAME</u>	<u>INVOICE #</u>	<u>PO NUMBER</u>	<u>BATCH</u>	<u>BANK</u>	<u>DESCRIPTION</u>	<u>LQ</u>	<u>S</u>	<u>INV DATE</u>	<u>DUE DATE</u>	<u>C</u>	<u>NET AMOUNT</u>
<u>ACH VOID DOWNLOAD</u>		<u>DISCOUNT DESCRIPTION</u>			<u>DISC AMT</u>	<u>ADJUSTMENT DESCRIPTION</u>	<u>FY</u>	<u>ADJ AMT</u>		<u>CHECK NBR</u>	<u>INVOICE AMOUNT</u>	
WEASE EQ000	WEASE EQUIPMENT, INC	W26156	8002400012	BBSEPT	Trust	Labor and Supplies for the school year 2023-2024	H		08/18/2023	09/05/2023	R	\$299.56
							23-24			35597		\$299.56
WEASE EQ000	WEASE EQUIPMENT, INC	W26259	8002400012	BBSEPT	Trust	Labor and Supplies for the school year 2023-2024	H		08/22/2023	09/05/2023	R	\$98.90
							23-24			35597		\$98.90
<b>NUMBER OF INVOICES: 3</b>											<b>\$559.17</b>	
<b>TOTAL NUMBER OF HISTORY INVOICES: 68</b>											<b>\$1,145,011.14</b>	
68 COMPUTER CHECK INVOICES											\$1,145,011.14	
<b>TOTAL INVOICES: 68</b>											<b>\$1,145,011.14</b>	
60												
<b>BANK TOTALS:</b>		<b>BANK</b>	<b>BANK ACCOUNT #</b>				<b>INVOICE AMOUNT</b>		<b>NET AMOUNT</b>			
		TRUST	**A010 1120 0000 00 000000				\$1,145,011.14		\$1,145,011.14			

**LIQUIDATION STATUS (LQ) CODE LEGEND:**  
L = LIQUIDATION PENDING C = CLOSED PO/NOT RECEIVING  
P = PARTIAL LIQUIDATION F = FULL LIQUIDATION  
BLANK = NO LIQUIDATION

\*\*\*\*\* End of report \*\*\*\*\*

\*\*\*\*\*

REPORT SPECIFICATIONS

DISTRICT: Richland County Community Unit #1
REPORT TITLE: AP Invoice Listing Report
REQUESTED BY: cgraves DATE: 09/12/23
PROGRAM NAME: fin/3aprpt01. TIME: 9:20:35 AM
COPIES: 1 LPI: 6
RUN ON SERVER: yes CREATE ASCII FILE: NO

\*\*\*\*\*

REPORT SEQUENCE: Vendor
INVOICE TYPE(S): HISTORY
CHECK TYPE(S): ALL

PRINT DETAIL: no PRINT ACCOUNTING: no
STARTING PO #: 0 ENDING PO #: 9999999999
STARTING INVOICE #: ENDING INVOICE #: ZZZZZZZZZZZZZZZZZZZ
STARTING VENDOR KEY: ENDING VENDOR KEY: ZZZZZZZZZZZ
STARTING BATCH #: AUGA ENDING BATCH #: AUGZ
STARTING BANK CASH CODE: ENDING BANK CASH CODE: ZZZZZ
STARTING INVOICE DATE: ENDING INVOICE DATE: 12/31/9999
STARTING DUE DATE: ENDING DUE DATE: 12/31/9999
STARTING CREATED BY: ENDING CREATED BY: ZZZZZZZZZZZ
STARTING CREATED DATE: 07/01/2023 ENDING CREATED DATE: 12/31/9999
STARTING INVOICE AMOUNT: -999,999,999.00 ENDING INVOICE AMOUNT: 9999,999,999.99

<u>VEN-KEY</u>	<u>VENDOR NAME</u>	<u>INVOICE #</u>	<u>PO NUMBER</u>	<u>BATCH</u>	<u>BANK</u>	<u>DESCRIPTION</u>	<u>LQ</u>	<u>S</u>	<u>INV DATE</u>	<u>DUE DATE</u>	<u>C</u>	<u>NET AMOUNT</u>
	<u>ACH VOID DOWNLOAD</u>	<u>DISCOUNT DESCRIPTION</u>			<u>DISC AMT</u>	<u>ADJUSTMENT DESCRIPTION</u>	<u>FY</u>		<u>ADJ AMT</u>	<u>CHECK NBR</u>		<u>INVOICE AMOUNT</u>
AFPLANSE000	AFPLANSERV	23053179884	9002400005	AUGPP		TRUST PLAN FEE BILLING	H	08/11/2023	08/11/2023	R		\$41.00
							23-24			35328		\$41.00
AFPLANSE000	AFPLANSERV	23063079884	9002400005	AUGPP		TRUST PLAN FEE BILLING	H	08/01/2023	08/11/2023	R		\$38.00
							23-24			35338		\$38.00
<b>NUMBER OF INVOICES: 2</b>												<b>\$79.00</b>
AMAZON C000	AMAZON CAPITAL SERVICES, INC	1002400234	1002400234	AUGP		TRUST Amazon book order for CKLA Tradebooks	H	08/28/2023	08/30/2023	R		\$1,782.90
							23-24			35491		\$1,782.90
AMAZON C000	AMAZON CAPITAL SERVICES, INC	1002400236	1002400236	AUGP		TRUST Amazon books for CKLA Tradebooks	H	08/28/2023	08/30/2023	R		\$1,794.04
							23-24			35492		\$1,794.04
AMAZON C000	AMAZON CAPITAL SERVICES, INC	1002400237	1002400237	AUGP		TRUST Amazon books for CKLA tradebooks	H	08/28/2023	08/30/2023	R		\$1,640.95
							23-24			35493		\$1,640.95
AMAZON C000	AMAZON CAPITAL SERVICES, INC	1002400241	1002400241	AUGP		TRUST Classroom Library Books	H	08/28/2023	08/30/2023	R		\$248.44
							23-24			35494		\$248.44
AMAZON C000	AMAZON CAPITAL SERVICES, INC	113Y-XK31-VPWF	1002400088	AUGAMA		Trust Instructional Supplies Approved	H	07/23/2023	08/03/2023	R		\$318.94
							23-24			35254		\$318.94
AMAZON C000	AMAZON CAPITAL SERVICES, INC	113Y-XK31-W1D6	1002400085	AUGAMA		Trust Classroom supplies	H	07/23/2023	08/14/2023	R		\$417.62
							23-24			35355		\$417.62
AMAZON C000	AMAZON CAPITAL SERVICES, INC	11D1-W9LK-WKFV	1002400155	AUGAMA		Trust classroom books	H	08/08/2023	08/10/2023	R		\$15.53
							23-24			35337		\$15.53
AMAZON C000	AMAZON CAPITAL SERVICES, INC	11FC-KXN3-CVHN	8002400022	AUGAMA		Trust 2023-2024 Supplies	H	08/04/2023	08/08/2023	R		\$37.96
							23-24			35327		\$37.96

<u>VEN-KEY</u>	<u>VENDOR NAME</u>	<u>INVOICE #</u>	<u>PO NUMBER</u>	<u>BATCH</u>	<u>BANK</u>	<u>DESCRIPTION</u>	<u>LQ</u>	<u>S</u>	<u>INV DATE</u>	<u>DUE DATE</u>	<u>C</u>	<u>NET AMOUNT</u>
	<u>ACH VOID DOWNLOAD</u>	<u>DISCOUNT DESCRIPTION</u>				<u>DISC AMT</u>			<u>ADJ AMT</u>	<u>CHECK NBR</u>		<u>INVOICE AMOUNT</u>
AMAZON C000	AMAZON CAPITAL SERVICES, INC	11TN-DT3C-QGJD	1002400197	AUGAMA	Trust	classroom library books	H		08/17/2023	08/17/2023	R	\$251.40
							23-24			35412		\$251.40
AMAZON C000	AMAZON CAPITAL SERVICES, INC	11YJ-791N-LDJ4	1002400080	AUGAMA	Trust	rug for classroom	H		08/01/2023	08/07/2023	R	\$200.60
							23-24			35254		\$200.60
AMAZON C000	AMAZON CAPITAL SERVICES, INC	1373-CDFF-JXY1	1002400096	AUGAMA	Trust	PASS Rewards	H		07/26/2023	08/16/2023	R	\$627.53
							23-24			35377		\$627.53
AMAZON C000	AMAZON CAPITAL SERVICES, INC	13HQ-4LX7-71N3	8002400020	AUGAMA	Trust	Supplies for 2023-2024	H		08/03/2023	08/08/2023	R	\$128.29
							23-24			35327		\$128.29
AMAZON C000	AMAZON CAPITAL SERVICES, INC	13JD-THYJ-97YR	6002400022	AUGAMA	Trust	Sp Ed Admin	H		08/09/2023	08/14/2023	R	\$383.45
							23-24			35377		\$383.45
												<b>63</b>
AMAZON C000	AMAZON CAPITAL SERVICES, INC	13JD-THYJ-JKPK	1002400172	AUGAMA	Trust	RCES Book Order	H		08/10/2023	08/17/2023	R	\$86.44
							23-24			35412		\$86.44
AMAZON C000	AMAZON CAPITAL SERVICES, INC	14F4-M46R-G4NR	1002400113	AUGAMA	Trust	classroom supplies	H		07/31/2023	08/01/2023	R	\$150.44
							23-24			35233		\$150.44
AMAZON C000	AMAZON CAPITAL SERVICES, INC	161W-7JCG-GK4X	1002400051	AUGAMA	Trust	Instructional supplies	H		07/20/2023	08/01/2023	R	\$301.21
							23-24			35233		\$301.21
AMAZON C000	AMAZON CAPITAL SERVICES, INC	16D3-9DVL-LLRW	1002400186	AUGAMA	Trust	\$70 Classroom Items	H		08/16/2023	08/23/2023	R	\$60.71
							23-24			35443		\$60.71
AMAZON C000	AMAZON CAPITAL SERVICES, INC	16D3-9KVL-PLMY	9502400018	AUGAMA	Trust	podium desk for ms lab	H		08/17/2023	08/22/2023	R	\$129.04
							23-24			35443		\$129.04
AMAZON C000	AMAZON CAPITAL SERVICES, INC	16FY-T1RN-C71T	1002400199	AUGAMA	Trust	Office Supplies	H		08/15/2023	08/15/2023	R	\$51.84
							23-24			35377		\$51.84
AMAZON C000	AMAZON CAPITAL SERVICES, INC	16G6-TGYC-3QPN	6002400035	AUGAMA	Trust	Supplies	H		08/23/2023	08/28/2023	R	\$49.92
							23-24			35478		\$49.92

<u>VEN-KEY</u>	<u>VENDOR NAME</u>	<u>INVOICE #</u>	<u>PO NUMBER</u>	<u>BATCH</u>	<u>BANK</u>	<u>DESCRIPTION</u>	<u>LQ</u>	<u>S</u>	<u>INV DATE</u>	<u>DUE DATE</u>	<u>C</u>	<u>NET AMOUNT</u>
	<u>ACH VOID DOWNLOAD</u>	<u>DISCOUNT DESCRIPTION</u>			<u>DISC AMT</u>	<u>ADJUSTMENT DESCRIPTION</u>	<u>FY</u>		<u>ADJ AMT</u>	<u>CHECK NBR</u>		<u>INVOICE AMOUNT</u>
AMAZON C000	AMAZON CAPITAL SERVICES, INC	16KX-DJYW-7QFF	1002400194	AUGAMA	Trust	Instructional supplies: hundreds pocket chart, magnetic number flash cards, foam number stackers, magnetic addition machine, hundred activity mat, ten frame floor mat, carpet marker strips, color copy paper pastel, color copy paper retro	H	08/14/2023	08/21/2023	R		\$220.17
							23-24			35412		\$220.17
AMAZON C000	AMAZON CAPITAL SERVICES, INC	16WW-TPV1-NKHM	1002400178	AUGAMA	Trust	\$70 Classroom Supplies	H	08/11/2023	08/14/2023	R		\$70.57
							23-24			35377		\$70.57
												<b>64</b>
AMAZON C000	AMAZON CAPITAL SERVICES, INC	174C-YQNV-9PC3	1002400093	AUGAMA	Trust	Team Supplies	H	07/25/2023	08/07/2023	R		\$519.88
							23-24			35254		\$519.88
AMAZON C000	AMAZON CAPITAL SERVICES, INC	1763-VTP4-CM94	1002400163	AUGAMA	Trust	\$70 to spend on class	H	08/09/2023	08/10/2023	R		\$46.47
							23-24			35327		\$46.47
AMAZON C000	AMAZON CAPITAL SERVICES, INC	17DW-WMJC-JKP3	1002400162	AUGAMA	Trust	Instructional supplies	H	08/16/2023	08/16/2023	R		\$104.98
							23-24			35377		\$104.98
AMAZON C000	AMAZON CAPITAL SERVICES, INC	17F3-XVT1-6GY9	1002400146	AUGAMA	Trust	\$70	H	08/03/2023	08/08/2023	R		\$79.92
							23-24			35262		\$79.92
AMAZON C000	AMAZON CAPITAL SERVICES, INC	17F3-XVT1-V9H3	1002400147	AUGAMA	Trust	Classroom library books	H	08/07/2023	08/08/2023	R		\$236.30
							23-24			35327		\$236.30
AMAZON C000	AMAZON CAPITAL SERVICES, INC	17PK-W744-P6CR	1002400068	AUGAMA	Trust	K-Prong pocket folders	H	07/27/2023	07/31/2023	R		\$167.93
							23-24			35233		\$167.93
AMAZON C000	AMAZON CAPITAL SERVICES, INC	193D-FRFF-9VJV	1002400193	AUGAMA	Trust	Classroom Supplies	H	08/15/2023	08/15/2023	R		\$68.08
							23-24			35377		\$68.08

VEN-KEY	VENDOR NAME	INVOICE #	PO NUMBER	BATCH	BANK	DESCRIPTION	LQ	S	INV DATE	DUE DATE	C	NET AMOUNT
	<u>ACH VOID DOWNLOAD</u>	<u>DISCOUNT DESCRIPTION</u>				<u>ADJUSTMENT DESCRIPTION</u>	FY		<u>ADJ AMT</u>	<u>CHECK NBR</u>		<u>INVOICE AMOUNT</u>
AMAZON C000	AMAZON CAPITAL SERVICES, INC	193D-KFNT-PH17	1002400179	AUGAMA	Trust	\$70 classroom	H		08/12/2023	08/14/2023	R	\$69.61
							23-24			35355		\$69.61
AMAZON C000	AMAZON CAPITAL SERVICES, INC	1977-JWRH-TXH7	1002400095	AUGPP	TRUST	Classroom supplies approved by Margaret Hahn.	H		07/23/2023	08/21/2023	W	\$185.01
							23-24			202300042		\$185.01
AMAZON C000	AMAZON CAPITAL SERVICES, INC	197G-C7H1-HNNV	1002400133	AUGAMA	Trust	Classroom Library Books	H		08/05/2023	08/07/2023	R	\$243.35
							23-24			35262		\$243.35
AMAZON C000	AMAZON CAPITAL SERVICES, INC	19G9-LVPT-6QQD	1002400122	AUGAMA	Trust	Classroom Library Books	H		08/02/2023	08/16/2023	R	\$251.51
							23-24			35377		\$251.51
AMAZON C000	AMAZON CAPITAL SERVICES, INC	19K4-7G11-CPRC	3002400076	AUGAMA	Trust	PE Supplies for '23-24 School year	H		08/20/2023	08/24/2023	R	\$634.61
							23-24			35443		\$634.61
												<b>65</b>
AMAZON C000	AMAZON CAPITAL SERVICES, INC	19L6-FGX4-P9DG	1002400228	AUGAMA	Trust	Index Cards	H		08/25/2023	08/28/2023	R	\$195.96
							23-24			35478		\$195.96
AMAZON C000	AMAZON CAPITAL SERVICES, INC	19W6-116T-HFQ9	1002400233	AUGAMA	Trust	Classroom Supplies 23-24	H		08/29/2023	08/29/2023	R	\$79.68
							23-24			35478		\$79.68
AMAZON C000	AMAZON CAPITAL SERVICES, INC	1CHY-FYC3-Y9KM	1002400053	AUGAMA	Trust	2nd Grade Instructional Supplies Needs	H		07/29/2023	08/03/2023	R	\$682.77
							23-24			35254		\$682.77
AMAZON C000	AMAZON CAPITAL SERVICES, INC	1CKX-WQKV-D46K	1002400224	AUGAMA	Trust	Fortune cookies for book talk	H		08/24/2023	08/24/2023	R	\$56.94
							23-24			35443		\$56.94
AMAZON C000	AMAZON CAPITAL SERVICES, INC	1CMP-9RHD-JTG6	9002400029	AUGAMA	Trust	shop	H		08/21/2023	08/22/2023	R	\$111.98
							23-24			35443		\$111.98
AMAZON C000	AMAZON CAPITAL SERVICES, INC	1DGX-CHP9-GXTC	1002400097	AUGAMA	Trust	RCES Library Books	H		07/26/2023	08/02/2023	R	\$120.02
							23-24			35233		\$120.02

<u>VEN-KEY</u>	<u>VENDOR NAME</u>	<u>INVOICE #</u>	<u>PO NUMBER</u>	<u>BATCH</u>	<u>BANK</u>	<u>DESCRIPTION</u>	<u>LQ</u>	<u>S</u>	<u>INV DATE</u>	<u>DUE DATE</u>	<u>C</u>	<u>NET AMOUNT</u>
	<u>ACH VOID DOWNLOAD</u>	<u>DISCOUNT DESCRIPTION</u>				<u>ADJUSTMENT DESCRIPTION</u>	<u>FY</u>		<u>ADJ AMT</u>	<u>CHECK NBR</u>		<u>INVOICE AMOUNT</u>
AMAZON C000	AMAZON CAPITAL SERVICES, INC	1DKQ-6LLQ-13VM	1002400115	AUGAMA	Trust	Office Supplies	H	08/02/2023	08/11/2023	R		\$269.31
							23-24			35355		\$269.31
AMAZON C000	AMAZON CAPITAL SERVICES, INC	1DKQ-6LLQ-RLTN	1002400090	AUGAMA	Trust	Special Education Supplies - Seaton	H	08/07/2023	08/08/2023	R		\$16.89
							23-24			35262		\$16.89
AMAZON C000	AMAZON CAPITAL SERVICES, INC	1DRN-MFNF-KR6F	1002400138	AUGAMA	Trust	1 inch binders for 3rd grade	H	08/01/2023	08/24/2023	R		\$559.86
							23-24			35443		\$559.86
AMAZON C000	AMAZON CAPITAL SERVICES, INC	1DX3-TPJK-PWXY	6002400019	AUGAMA	Trust	Special ed instructional resources - beads and string are for a fine motor activity.	H	08/07/2023	08/07/2023	R		\$149.55
							23-24			35254		<del>\$149.55</del> 66
AMAZON C000	AMAZON CAPITAL SERVICES, INC	1FDJ-GWCL-VJPH	1002400190	AUGAMA	Trust	70.00 teacher fund	H	08/13/2023	08/14/2023	R		\$75.76
							23-24			35355		\$75.76
AMAZON C000	AMAZON CAPITAL SERVICES, INC	1FDQ-R9XM-DWGY	1002400053	AUGAMA	Trust	2nd Grade Instructional Supplies Needs	H	08/10/2023	08/14/2023	R		\$436.86
							23-24			35355		\$436.86
AMAZON C000	AMAZON CAPITAL SERVICES, INC	1FGX-9VXT-L6XY	1002400126	AUGAMA	Trust	Classroom Library Books	H	08/01/2023	08/02/2023	R		\$254.87
							23-24			35233		\$254.87
AMAZON C000	AMAZON CAPITAL SERVICES, INC	1FPH-Q4C4-NHLX OK	1002400129	AUGAMA	Trust	classroom library books	H	08/25/2023	08/28/2023	R		\$44.28
							23-24			35478		\$44.28
AMAZON C000	AMAZON CAPITAL SERVICES, INC	1FR9-14WX-C3P9	4002400002	AUGAMA	Trust	Computer Chair	H	08/15/2023	08/21/2023	R		\$102.98
							23-24			35412		\$102.98
AMAZON C000	AMAZON CAPITAL SERVICES, INC	1FWF-W16Y-NNHT	1002400165	AUGAMA	Trust	Instructional supplies list	H	08/11/2023	08/14/2023	R		\$678.00
							23-24			35355		\$678.00

<u>VEN-KEY</u>	<u>VENDOR NAME</u>	<u>INVOICE #</u>	<u>PO NUMBER</u>	<u>BATCH</u>	<u>BANK</u>	<u>DESCRIPTION</u>	<u>LQ</u>	<u>S</u>	<u>INV DATE</u>	<u>DUE DATE</u>	<u>C</u>	<u>NET AMOUNT</u>
	<u>ACH VOID DOWNLOAD</u>	<u>DISCOUNT DESCRIPTION</u>			<u>DISC AMT</u>	<u>ADJUSTMENT DESCRIPTION</u>	<u>FY</u>		<u>ADJ AMT</u>	<u>CHECK NBR</u>		<u>INVOICE AMOUNT</u>
AMAZON C000	AMAZON CAPITAL SERVICES, INC	1FWF-W16Y-TJN7	1002400182	AUGAMA	Trust	\$250 Classroom Library	H	08/13/2023	08/14/2023	R		\$248.39
							23-24			35355		\$248.39
AMAZON C000	AMAZON CAPITAL SERVICES, INC	1FWH-M7W1-XGTH	1002400057	AUGAMA	Trust	instructional supplies	H	07/23/2023	08/08/2023	R		\$53.48
							23-24			35262		\$53.48
AMAZON C000	AMAZON CAPITAL SERVICES, INC	1GFP-WC74-1V4V	2002400027	AUGAMA	Trust	book processing materials	H	08/18/2023	08/22/2023	R		\$53.88
							23-24			35412		\$53.88
AMAZON C000	AMAZON CAPITAL SERVICES, INC	1GT7-K71L-TF7T	1002400188	AUGAMA	Trust	classroom books	H	08/13/2023	08/22/2023	R		\$351.87
							23-24			35443		\$351.87
AMAZON C000	AMAZON CAPITAL SERVICES, INC	1GVN-4G7R-H1QG	1002400120	AUGAMA	Trust	Classroom Library Books	H	08/05/2023	08/07/2023	R		\$243.04
							23-24			35262		\$243.04
												<b>67</b>
AMAZON C000	AMAZON CAPITAL SERVICES, INC	1H3V-476W-PHHM	6002400027	AUGAMA	Trust	Cross Cat Supplies - this item was canceled last purchase order	H	08/17/2023	08/18/2023	R		\$17.84
							23-24			35412		\$17.84
AMAZON C000	AMAZON CAPITAL SERVICES, INC	1H43-Q7L4-QTRR	9502400009	AUGAMA	Trust	Carts for TVs	H	07/27/2023	07/31/2023	R		\$399.80
							23-24			35233		\$399.80
AMAZON C000	AMAZON CAPITAL SERVICES, INC	1HCQ-PPPV-LWK4	1002400136	AUGAMA	Trust	Instructional Supplies (1st Grade)	H	08/01/2023	08/03/2023	R		\$235.20
							23-24			35254		\$235.20
AMAZON C000	AMAZON CAPITAL SERVICES, INC	1HJQ-6XPF-6N43	1002400039	AUGAMA	Trust	2023-2024 Instructional Supplies	H	07/19/2023	08/10/2023	R		\$598.81
							23-24			35327		\$598.81
AMAZON C000	AMAZON CAPITAL SERVICES, INC	1HND-6JYT-N6XC	1002400229	AUGAMA	Trust	Lanyards for key fobs	H	08/25/2023	08/28/2023	R		\$22.98
							23-24			35478		\$22.98
AMAZON C000	AMAZON CAPITAL SERVICES, INC	1J97-C6KC-719D	1002400139	AUGAMA	Trust	Classroom Supplies	H	08/02/2023	08/08/2023	R		\$78.35
							23-24			35327		\$78.35

<u>VEN-KEY</u>	<u>VENDOR NAME</u>	<u>INVOICE #</u>	<u>PO NUMBER</u>	<u>BATCH</u>	<u>BANK</u>	<u>DESCRIPTION</u>	<u>LQ</u>	<u>S</u>	<u>INV DATE</u>	<u>DUE DATE</u>	<u>C</u>	<u>NET AMOUNT</u>
	<u>ACH VOID DOWNLOAD</u>	<u>DISCOUNT DESCRIPTION</u>			<u>DISC AMT</u>	<u>ADJUSTMENT DESCRIPTION</u>	<u>FY</u>		<u>ADJ AMT</u>	<u>CHECK NBR</u>		<u>INVOICE AMOUNT</u>
AMAZON C000	AMAZON CAPITAL SERVICES, INC	1JFW-WKDL-HHRT	8002400024	AUGAMA	Trust	Supplies for 2023-2024	H	08/10/2023	08/11/2023	R		\$105.38
							23-24			35337		\$105.38
AMAZON C000	AMAZON CAPITAL SERVICES, INC	1JFW-WKDL-TR19	1002400168	AUGAMA	Trust	Classroom Library books-come out of title	H	08/13/2023	08/22/2023	R		\$257.18
							23-24			35443		\$257.18
AMAZON C000	AMAZON CAPITAL SERVICES, INC	1JQW-7LNQ-TJFW	9002400026	AUGAMA	Trust	high school	H	07/27/2023	07/31/2023	R		\$69.58
							23-24			35233		\$69.58
AMAZON C000	AMAZON CAPITAL SERVICES, INC	1JT9-TN3C-TX4H	1002400185	AUGAMA	Trust	Classroom Library Books	H	08/13/2023	08/14/2023	R		\$357.00
							23-24			35355		\$357.00
AMAZON C000	AMAZON CAPITAL SERVICES, INC	1JTN-TT4J-RDP3	1002400048	AUGAMA	Trust	1st Grade Instructional Supplies (Grade Level Wide)	H	07/27/2023	08/15/2023	R		\$338.56
							23-24			35377		\$338.56
AMAZON C000	AMAZON CAPITAL SERVICES, INC	1JV4-7Y9X-JHHY	1002400107	AUGAMA	Trust	\$70 classroom supplies	H	08/05/2023	08/07/2023	R		\$12.14
							23-24			35254		\$12.14
AMAZON C000	AMAZON CAPITAL SERVICES, INC	1JV4-7Y9X-VVYN	1002400147	AUGAMA	Trust	Classroom library books	H	08/08/2023	08/08/2023	R		\$15.53
							23-24			35327		\$15.53
AMAZON C000	AMAZON CAPITAL SERVICES, INC	1JWJ-17TT-4DTN	1002400161	AUGAMA	Trust	binder tabs	H	08/08/2023	08/09/2023	R		\$55.52
							23-24			35327		\$55.52
AMAZON C000	AMAZON CAPITAL SERVICES, INC	1JWL-GVRN-RPVL	1002400119	AUGAMA	Trust	Classroom Library Books	H	08/12/2023	08/18/2023	R		\$29.70
							23-24			35412		\$29.70
AMAZON C000	AMAZON CAPITAL SERVICES, INC	1jwl-gvrn-trmw	1002400189	AUGAMA	Trust	Classroom Supplies \$70	H	08/13/2023	08/14/2023	R		\$69.40
							23-24			35377		\$69.40
AMAZON C000	AMAZON CAPITAL SERVICES, INC	1K7Y-61C1-YKMT	3002400074	AUGAMA	Trust	Yearbook Supplies	H	08/18/2023	08/22/2023	R		\$68.71
							23-24			35412		\$68.71

68

<u>VEN-KEY</u>	<u>VENDOR NAME</u>	<u>INVOICE #</u>	<u>PO NUMBER</u>	<u>BATCH</u>	<u>BANK</u>	<u>DESCRIPTION</u>	<u>LQ</u>	<u>S</u>	<u>INV DATE</u>	<u>DUE DATE</u>	<u>C</u>	<u>NET AMOUNT</u>
	<u>ACH VOID DOWNLOAD</u>	<u>DISCOUNT DESCRIPTION</u>			<u>DISC AMT</u>	<u>ADJUSTMENT DESCRIPTION</u>	<u>FY</u>		<u>ADJ AMT</u>	<u>CHECK NBR</u>		<u>INVOICE AMOUNT</u>
AMAZON C000	AMAZON CAPITAL SERVICES, INC	1KHK-CGQR-KGJR	3002400037	AUGAMA	Trust	classroom supplies	H	08/06/2023	08/08/2023	R		\$196.07
							23-24			35262		\$196.07
AMAZON C000	AMAZON CAPITAL SERVICES, INC	1KNJ-JN66-6Y7D	1002400173	AUGAMA	Trust	Posterboard for poster printing	H	08/09/2023	08/14/2023	R		\$66.98
							23-24			35355		\$66.98
AMAZON C000	AMAZON CAPITAL SERVICES, INC	1KPN-JKCJ-RQCG	3002400048	AUGAMA	Trust	Classrooms supplies	H	08/12/2023	08/14/2023	R		\$80.71
							23-24			35377		\$80.71
AMAZON C000	AMAZON CAPITAL SERVICES, INC	1KXG-CMKL-DWCN	8002400021	AUGAMA	Trust	2023-2024 Supplies	H	08/04/2023	08/08/2023	R		\$63.41
							23-24			35327		\$63.41
AMAZON C000	AMAZON CAPITAL SERVICES, INC	1L1V-47YT-6WFR	1002400156	AUGAMA	Trust	\$70 Classroom Supplies	H	08/09/2023	08/09/2023	R		\$68.13
							23-24			35327		<del>\$68.13</del>
												69
AMAZON C000	AMAZON CAPITAL SERVICES, INC	1L1V-47YT-XRMQ	1002400162	AUGAMA	Trust	Instructional supplies	H	08/13/2023	08/14/2023	R		\$520.77
							23-24			35355		\$520.77
AMAZON C000	AMAZON CAPITAL SERVICES, INC	1L31-TQVC-1VHH	1002400124	AUGAMA	Trust	Classroom Library Books	H	08/02/2023	08/03/2023	R		\$257.58
							23-24			35254		\$257.58
AMAZON C000	AMAZON CAPITAL SERVICES, INC	1L7T-CN6C-W97G	6002400043	AUGAMA	Trust	Cross Cat supplies Seaton/Bayles	H	08/26/2023	08/28/2023	R		\$52.78
							23-24			35478		\$52.78
AMAZON C000	AMAZON CAPITAL SERVICES, INC	1LGJ-FVDL-T3CJ	1002400155	AUGAMA	Trust	classroom books	H	08/07/2023	08/29/2023	R		\$345.71
							23-24			35478		\$345.71
AMAZON C000	AMAZON CAPITAL SERVICES, INC	1LHV-X6MD-KQR1	1002400048	AUGAMA	Trust	1st Grade Instructional Supplies (Grade Level Wide)	H	08/06/2023	08/07/2023	R		\$401.61
							23-24			35254		\$401.61
AMAZON C000	AMAZON CAPITAL SERVICES, INC	1LQ7-1HFN-CRLR	1002400107	AUGAMA	Trust	\$70 classroom supplies	H	08/04/2023	08/07/2023	R		\$57.52
							23-24			35254		\$57.52

<u>VEN-KEY</u>	<u>VENDOR NAME</u>	<u>INVOICE #</u>	<u>PO NUMBER</u>	<u>BATCH</u>	<u>BANK</u>	<u>DESCRIPTION</u>	<u>LQ</u>	<u>S</u>	<u>INV DATE</u>	<u>DUE DATE</u>	<u>C</u>	<u>NET AMOUNT</u>
	<u>ACH VOID DOWNLOAD</u>	<u>DISCOUNT DESCRIPTION</u>				<u>DISC AMT</u>			<u>ADJ AMT</u>	<u>CHECK NBR</u>		<u>INVOICE AMOUNT</u>
AMAZON C000	AMAZON CAPITAL SERVICES, INC	1M7G-FPR6-1VJY	1002400143	AUGAMA	Trust	Classroom library books		H	08/01/2023	08/02/2023	R	\$250.27
							23-24			35233		\$250.27
AMAZON C000	AMAZON CAPITAL SERVICES, INC	1M7G-FPR6-9YWL	1002400134	AUGAMA	Trust	classroom library books		H	08/02/2023	08/16/2023	R	\$252.61
							23-24			35377		\$252.61
AMAZON C000	AMAZON CAPITAL SERVICES, INC	1MF9-LY6-NNFT	2002400010	AUGAMA	Trust	Cell phone holders for classrooms		H	07/27/2023	08/02/2023	R	\$199.40
							23-24			35233		\$199.40
AMAZON C000	AMAZON CAPITAL SERVICES, INC	1MHF-XTXH-J9GH	9002400030	AUGAMA	Trust	Supplies		H	08/16/2023	08/16/2023	R	\$114.05
							23-24			35377		\$114.05
AMAZON C000	AMAZON CAPITAL SERVICES, INC	1MHF-XTXH-JFFG	6002400024	AUGAMA	Trust	Classroom Library Books - needs switched over from accounting please		H	08/16/2023	08/16/2023	R	\$154.64
							23-24			35377		70 \$154.64
AMAZON C000	AMAZON CAPITAL SERVICES, INC	1MJ3-HN43-PKYY	1002400184	AUGAMA	Trust	classroom library books		H	08/17/2023	08/17/2023	R	\$49.41
							23-24			35377		\$49.41
AMAZON C000	AMAZON CAPITAL SERVICES, INC	1ML3-KPCL-1NKV	1002400133	AUGAMA	Trust	Classroom Library Books		H	08/14/2023	08/15/2023	R	\$5.94
							23-24			35377		\$5.94
AMAZON C000	AMAZON CAPITAL SERVICES, INC	1MNL-JV9M-PT4K	1002400191	AUGAMA	Trust	350.00 new books new teachers		H	08/12/2023	08/17/2023	R	\$359.36
							23-24			35412		\$359.36
AMAZON C000	AMAZON CAPITAL SERVICES, INC	1MPJ-X34Y-1X7D	9002400027	AUGAMA	Trust	food service/elementary school		H	08/02/2023	08/07/2023	R	\$895.19
							23-24			35254		\$895.19
AMAZON C000	AMAZON CAPITAL SERVICES, INC	1MT7-QMH9-1CCT	1002400127	AUGAMA	Trust	2nd Grade Instructional Supplies		H	08/01/2023	08/03/2023	R	\$229.39
							23-24			35254		\$229.39

<u>VEN-KEY</u>	<u>VENDOR NAME</u>	<u>INVOICE #</u>	<u>PO NUMBER</u>	<u>BATCH</u>	<u>BANK</u>	<u>DESCRIPTION</u>	<u>LQ S</u>	<u>INV DATE</u>	<u>DUE DATE</u>	<u>C</u>	<u>NET AMOUNT</u>
	<u>ACH VOID DOWNLOAD</u>	<u>DISCOUNT DESCRIPTION</u>		<u>DISC AMT</u>		<u>ADJUSTMENT DESCRIPTION</u>	<u>FY</u>		<u>ADJ AMT</u>	<u>CHECK NBR</u>	<u>INVOICE AMOUNT</u>
AMAZON C000	AMAZON CAPITAL SERVICES, INC	1N1F-CMRR-49FN	1002400198	AUGAMA	Trust	Light brown bulletin board paper	H	08/14/2023	08/15/2023	R	\$66.64
							23-24			35377	\$66.64
AMAZON C000	AMAZON CAPITAL SERVICES, INC	1N3D-JKX1-3PKX	1002400116	AUGAMA	Trust	\$70 Additional Instructional Supplies	H	08/01/2023	08/02/2023	R	\$68.62
							23-24			35233	\$68.62
AMAZON C000	AMAZON CAPITAL SERVICES, INC	1N67-FJDM-3197	1002400083	AUGAMA	Trust	Classroom supplies	H	07/24/2023	08/03/2023	R	\$324.94
							23-24			35254	\$324.94
AMAZON C000	AMAZON CAPITAL SERVICES, INC	1NHW-XHP7-FDMP	1002400159	AUGAMA	Trust	Tiger Theme Materials	H	08/04/2023	08/08/2023	R	\$111.92
							23-24			35262	\$111.92
AMAZON C000	AMAZON CAPITAL SERVICES, INC	1NHW-XHP7-JLP1	1002400117	AUGAMA	Trust	Classroom Library Books	H	08/05/2023	08/07/2023	R	\$251.51
							23-24			35254	\$251.51
AMAZON C000	AMAZON CAPITAL SERVICES, INC	1NML-13MQ-HDFW	1002400119	AUGAMA	Trust	Classroom Library Books	H	08/05/2023	08/07/2023	R	\$152.66
							23-24			35262	\$152.66
AMAZON C000	AMAZON CAPITAL SERVICES, INC	1NNF-1G1C-R74C	3002400078	AUGAMA	Trust	CTEI Purchase for Film & Editing and VAT Club	H	08/26/2023	08/28/2023	R	\$651.00
							23-24			35478	\$651.00
AMAZON C000	AMAZON CAPITAL SERVICES, INC	1NNT-DTXM-QDF3	3002400042	AUGAMA	Trust	supplies for classroom	H	08/13/2023	08/29/2023	R	\$139.79
							23-24			35478	\$139.79
AMAZON C000	AMAZON CAPITAL SERVICES, INC	1P46-R99Y-DFRJ	1002400164	AUGAMA	Trust	\$70 to spend on class	H	08/09/2023	08/10/2023	R	\$29.53
							23-24			35327	\$29.53
AMAZON C000	AMAZON CAPITAL SERVICES, INC	1P7M-34NR-HR1N	1002400186	AUGAMA	Trust	\$70 Classroom Items	H	08/21/2023	08/22/2023	R	\$8.99
							23-24			35412	\$8.99
AMAZON C000	AMAZON CAPITAL SERVICES, INC	1P9C-JF9X-PXT7	5002400017	AUGAMA	Trust	Books for Newly added sections of 3rd, 4th, and 5th grades	H	08/12/2023	08/15/2023	R	\$148.77

71

VEN-KEY	VENDOR NAME	INVOICE #	PO NUMBER	BATCH	BANK	DESCRIPTION	LQ	S	INV DATE	DUE DATE	C	NET AMOUNT
	<u>ACH VOID DOWNLOAD</u>	<u>DISCOUNT DESCRIPTION</u>				<u>ADJUSTMENT DESCRIPTION</u>	FY		<u>ADJ AMT</u>	<u>CHECK NBR</u>		<u>INVOICE AMOUNT</u>
AMAZON C000	AMAZON CAPITAL SERVICES, INC	1P9C-JF9X-PXT7				*****CONTINUED*****						
							23-24			35377		\$148.77
AMAZON C000	AMAZON CAPITAL SERVICES, INC	1P9V-CPRQ-1XT6	1002400150	AUGAMA	Trust	What Great Teachers Do Differently books	H		08/01/2023	08/11/2023	R	\$233.10
							23-24			35355		\$233.10
AMAZON C000	AMAZON CAPITAL SERVICES, INC	1PDR-NXM3-7JLN	3002400040	AUGAMA	Trust	Women Lyrical Dance Dress Shiny Sequin Contemporary Modern Dance Costumes Flowy Balllet Leotard	H		08/03/2023	08/28/2023	R	\$145.88
							23-24			35478		\$145.88
AMAZON C000	AMAZON CAPITAL SERVICES, INC	1PX1-MCTK-6PQK	1002400121	AUGAMA	Trust	Classroom Library Books	H		08/02/2023	08/09/2023	R	\$255.31
							23-24			35327		<del>\$255.31</del> 72 \$255.31
AMAZON C000	AMAZON CAPITAL SERVICES, INC	1PXR-KLMN-HPKR	1002400129	AUGAMA	Trust	classroom library books	H		08/05/2023	08/07/2023	R	\$212.21
							23-24			35254		\$212.21
AMAZON C000	AMAZON CAPITAL SERVICES, INC	1PXX-NLPT-1YKL	1002400119	AUGAMA	Trust	Classroom Library Books	H		08/19/2023	08/28/2023	R	\$39.99
							23-24			35478		\$39.99
AMAZON C000	AMAZON CAPITAL SERVICES, INC	1QFD-4LHT-4JN4	1002400084	AUGAMA	Trust	School Supplies	H		07/24/2023	07/31/2023	R	\$156.56
							23-24			35233		\$156.56
AMAZON C000	AMAZON CAPITAL SERVICES, INC	1QPW-C1K1-CM4C	1002400132	AUGAMA	Trust	Headphones Flittner	H		07/31/2023	08/02/2023	R	\$52.88
							23-24			35233		\$52.88
AMAZON C000	AMAZON CAPITAL SERVICES, INC	1R1J-X4C3-4CNM	1002400071	AUGAMA	Trust	sterilite container, key chains, thank you letters,	H		07/19/2023	08/08/2023	R	\$123.94
							23-24			35262		\$123.94
AMAZON C000	AMAZON CAPITAL SERVICES, INC	1R1J-X4C3-QPNW	1002400048	AUGAMA	Trust	1st Grade Instructional Supplies (Grade Level Wide)	H		07/22/2023	08/08/2023	R	\$2,092.03
							23-24			35262		\$2,092.03

<u>VEN-KEY</u>	<u>VENDOR NAME</u>	<u>INVOICE #</u>	<u>PO NUMBER</u>	<u>BATCH</u>	<u>BANK</u>	<u>DESCRIPTION</u>	<u>LQ</u>	<u>S</u>	<u>INV DATE</u>	<u>DUE DATE</u>	<u>C</u>	<u>NET AMOUNT</u>
	<u>ACH VOID DOWNLOAD</u>	<u>DISCOUNT DESCRIPTION</u>		<u>DISC AMT</u>		<u>ADJUSTMENT DESCRIPTION</u>	<u>FY</u>		<u>ADJ AMT</u>	<u>CHECK NBR</u>		<u>INVOICE AMOUNT</u>
AMAZON C000	AMAZON CAPITAL SERVICES, INC	1R47-QDND-RFGY	1002400160	AUGAMA	Trust	orange prong folders for 1 grade	H		08/07/2023	08/08/2023	R	\$161.98
									23-24	35262		\$161.98
AMAZON C000	AMAZON CAPITAL SERVICES, INC	1R79-NNFK-J7FW	1002400174	AUGAMA	Trust	Classroom Library Books	H		08/10/2023	08/14/2023	R	\$245.52
									23-24	35377		\$245.52
AMAZON C000	AMAZON CAPITAL SERVICES, INC	1R7J-KP93-9JN6	1002400153	AUGAMA	Trust	Binder tabs (extra)	H		08/03/2023	08/10/2023	R	\$110.19
									23-24	35327		\$110.19
AMAZON C000	AMAZON CAPITAL SERVICES, INC	1R7J-KP93-L4CM	1002400158	AUGAMA	Trust	Headphones Ochs 5th	H		08/06/2023	08/08/2023	R	\$246.96
									23-24	35262		\$246.96
AMAZON C000	AMAZON CAPITAL SERVICES, INC	1RQF-WMC9-DGQY	1002400169	AUGAMA	Trust	Approved Classroom Items	H		08/15/2023	08/16/2023	R	\$104.78
									23-24	35377		\$104.78
AMAZON C000	AMAZON CAPITAL SERVICES, INC	1THY-YQC9-4GFV	3002400054	AUGAMA	Trust	Books for the library	H		08/14/2023	08/18/2023	R	\$117.46
									23-24	35412		\$117.46
AMAZON C000	AMAZON CAPITAL SERVICES, INC	1TJ7-MDND-6TMT	6002400020	AUGAMA	Trust	Spec Ed classroom materials - Cross Cat	H		08/03/2023	08/10/2023	R	\$194.94
									23-24	35337		\$194.94
AMAZON C000	AMAZON CAPITAL SERVICES, INC	1TMF-M6RR-9NCK	1002300406	AUGAMA	Trust	BOOK PRE-ORDERED FROM FY23 TITLE MONEY	H		08/23/2023	08/24/2023	R	\$10.19
									23-24	35443		\$10.19
AMAZON C000	AMAZON CAPITAL SERVICES, INC	1VG7-9D9Q-GJFQ	9502400016	AUGAMA	Trust	Phones for ELC	H		08/08/2023	08/11/2023	R	\$579.65
									23-24	35355		\$579.65
AMAZON C000	AMAZON CAPITAL SERVICES, INC	1VKV-PK17-JQNF	1002400167	AUGAMA	Trust	Ordering materials from the new instructional supplies list that have been approved by Mrs. Hahn. This needs to come out of the activity fund.	H		08/10/2023	08/18/2023	R	\$107.33

<u>VEN-KEY</u>	<u>VENDOR NAME</u>	<u>INVOICE #</u>	<u>PO NUMBER</u>	<u>BATCH</u>	<u>BANK</u>	<u>DESCRIPTION</u>	<u>LQ</u>	<u>S</u>	<u>INV DATE</u>	<u>DUE DATE</u>	<u>C</u>	<u>NET AMOUNT</u>
	<u>ACH VOID DOWNLOAD</u>	<u>DISCOUNT DESCRIPTION</u>		<u>DISC AMT</u>		<u>ADJUSTMENT DESCRIPTION</u>	<u>FY</u>		<u>ADJ AMT</u>	<u>CHECK NBR</u>		<u>INVOICE AMOUNT</u>
AMAZON C000	AMAZON CAPITAL SERVICES, INC	1VKV-PK17-JQNF				*****CONTINUED*****						
							23-24			35412		\$107.33
AMAZON C000	AMAZON CAPITAL SERVICES, INC	1VKV-PK17-JYTR	1002400183	AUGAMA	Trust	\$70 classroom supplies	H	08/10/2023	08/14/2023	R		\$67.95
							23-24			35377		\$67.95
AMAZON C000	AMAZON CAPITAL SERVICES, INC	1VQV-4VHW-N1JY	3002400052	AUGAMA	Trust	woodshop supplies	H	08/11/2023	08/17/2023	R		\$405.37
							23-24			35412		\$405.37
AMAZON C000	AMAZON CAPITAL SERVICES, INC	1VWM-T9F3-9G76	1002400223	AUGAMA	Trust	Educational Supplies: Book Bins	H	08/23/2023	08/24/2023	R		\$149.97
							23-24			35443		\$149.97
AMAZON C000	AMAZON CAPITAL SERVICES, INC	1WFM-JTPN-V6YG	5502400011	AUGAMA	Trust	PFA classroom supplies	H	08/07/2023	08/10/2023	R		\$1,104.94
							23-24			35337		\$1,104.94
AMAZON C000	AMAZON CAPITAL SERVICES, INC	1WFM-JTPN-VHRK	1002400157	AUGAMA	Trust	\$350 Book Order	H	08/07/2023	08/18/2023	R		\$336.73
							23-24			35412		\$336.73
AMAZON C000	AMAZON CAPITAL SERVICES, INC	1WQK-R1Q1-3G7G	2002400013	AUGAMA	Trust	RCMS Softballs and socks	H	08/01/2023	08/02/2023	R		\$539.80
							23-24			35233		\$539.80
AMAZON C000	AMAZON CAPITAL SERVICES, INC	1X1G-CX7P-D1QC	1002400109	AUGAMA	Trust	3 Ring Binders	H	07/31/2023	07/31/2023	R		\$31.98
							23-24			35233		\$31.98
AMAZON C000	AMAZON CAPITAL SERVICES, INC	1X3V-N49M-KKM3	1002400221	AUGAMA	Trust	Light Covers	H	08/21/2023	08/23/2023	R		\$43.58
							23-24			35443		\$43.58
AMAZON C000	AMAZON CAPITAL SERVICES, INC	1X7G-YNJG-YWD4	1002400169	AUGAMA	Trust	Approved Classroom Items	H	08/18/2023	08/22/2023	R		\$15.99
							23-24			35412		\$15.99
AMAZON C000	AMAZON CAPITAL SERVICES, INC	1XP7-CFJQ-KW17 OK	1002400196	AUGAMA	Trust	Classroom supplies	H	08/16/2023	08/16/2023	R		\$29.95
							23-24			35377		\$29.95
AMAZON C000	AMAZON CAPITAL SERVICES, INC	1YDJ-WVWX-QM7D	1002400040	AUGAMA	Trust	70.00 classroom supplies	H	07/22/2023	08/02/2023	R		\$45.73
							23-24			35233		\$45.73

74

<u>VEN-KEY</u>	<u>VENDOR NAME</u>	<u>INVOICE #</u>	<u>PO NUMBER</u>	<u>BATCH</u>	<u>BANK</u>	<u>DESCRIPTION</u>	<u>LQ S</u>	<u>INV DATE</u>	<u>DUE DATE</u>	<u>C</u>	<u>NET AMOUNT</u>
	<u>ACH VOID DOWNLOAD</u>	<u>DISCOUNT DESCRIPTION</u>			<u>DISC AMT</u>	<u>ADJUSTMENT DESCRIPTION</u>	<u>FY</u>		<u>ADJ AMT</u>	<u>CHECK NBR</u>	<u>INVOICE AMOUNT</u>
AMAZON C000	AMAZON CAPITAL SERVICES, INC	1YDJ-WVWX-RK4J	1002400053	AUGAMA	Trust	2nd Grade Instructional Supplies Needs	H	07/22/2023	08/03/2023	R	\$1,967.56
							23-24			35254	\$1,967.56
AMAZON C000	AMAZON CAPITAL SERVICES, INC	1YH4-NVXJ-LWR6	1002400123	AUGAMA	Trust	Classroom Library Books	H	08/01/2023	08/02/2023	R	\$349.83
							23-24			35233	\$349.83
AMAZON C000	AMAZON CAPITAL SERVICES, INC	1YPG-NNC9-6W79	1002400112	AUGAMA	Trust	Instructional Supplies	H	08/02/2023	08/17/2023	R	\$351.44
							23-24			35377	\$351.44
AMAZON C000	AMAZON CAPITAL SERVICES, INC	1YTN-L1LV-TH1P	1002400072	AUGAMA	Trust	Instructional Supplies approved	H	07/23/2023	08/02/2023	R	\$135.23
							23-24			35233	\$135.23
AMAZON C000	AMAZON CAPITAL SERVICES, INC	1YX3-9M16-D7K9	3002400029	AUGAMA	Trust	Books and supplies for the library.	H	07/31/2023	08/03/2023	R	\$343.37
							23-24			35254	\$343.37
AMAZON C000	AMAZON CAPITAL SERVICES, INC	1YX3-9M16-P1JQ	1002400140	AUGAMA	Trust	Page dividers for leadership notebooks	H	07/31/2023	08/11/2023	R	\$25.75
							23-24			35355	\$25.75
AMAZON C000	AMAZON CAPITAL SERVICES, INC	1YX3-9M16-V1QV	1002400137	AUGAMA	Trust	1 inch binders for 2nd grade	H	08/01/2023	08/11/2023	R	\$559.86
							23-24			35355	\$559.86
AMAZON C000	AMAZON CAPITAL SERVICES, INC	2002400040	2002400040	AUGP	TRUST	Nonfiction books to be ordered with Title 1 money	H	08/25/2023	08/30/2023	R	\$459.02
							23-24			35487	\$459.02
AMAZON C000	AMAZON CAPITAL SERVICES, INC	2002400042	2002400042	AUGP	TRUST	Extra copies to be order with Title 1 money	H	08/25/2023	08/30/2023	R	\$842.16
							23-24			35488	\$842.16
AMAZON C000	AMAZON CAPITAL SERVICES, INC	2002400046	2002400046	AUGP	TRUST	Novels in verse To be paid for with Title 1 money	H	08/29/2023	08/30/2023	R	\$910.51
							23-24			35489	\$910.51

75

VEN-KEY	VENDOR NAME	INVOICE #	PO NUMBER	BATCH	BANK	DESCRIPTION	LQ	S	INV DATE	DUE DATE	C	NET AMOUNT
	ACH VOID DOWNLOAD	DISCOUNT DESCRIPTION			DISC AMT	ADJUSTMENT DESCRIPTION	FY		ADJ AMT	CHECK NBR		INVOICE AMOUNT
AMAZON C000	AMAZON CAPITAL SERVICES, INC	2002400047	2002400047	AUGP	TRUST	Novels in verse, continued To be paid for with Title 1 money	H	08/29/2023	08/30/2023	R		\$281.59
								23-24		35490		\$281.59
AMAZON C000	AMAZON CAPITAL SERVICES, INC	3002400128	3002400128	AUGP	TRUST	Library books using Title Funds.	H	08/29/2023	08/30/2023	R		\$883.41
								23-24		35485		\$883.41
AMAZON C000	AMAZON CAPITAL SERVICES, INC	3002400129	3002400129	AUGP	TRUST	Library books using Title funds.	H	08/29/2023	08/30/2023	R		\$1,532.45
								23-24		35486		\$1,532.45
AMAZON C000	AMAZON CAPITAL SERVICES, INC	5002400022	5002400022	AUGP	TRUST	Materials for Parent Education / Social Emotional Presentation	H	08/25/2023	08/30/2023	R		\$2,950.70
								23-24		35495		\$2,950.70
AMAZON C000	AMAZON CAPITAL SERVICES, INC	5002400025	5002400025	AUGP	TRUST	Amazon book purchase for CKLA Tradebooks	H	08/28/2023	08/30/2023	R		\$1,605.24
								23-24		35482		\$1,605.24
AMAZON C000	AMAZON CAPITAL SERVICES, INC	5002400026	5002400026	AUGP	TRUST	Amazon book order for CKLA Tradebooks	H	08/28/2023	08/30/2023	R		\$183.67
								23-24		35483		\$183.67
AMAZON C000	AMAZON CAPITAL SERVICES, INC	5002400027	5002400027	AUGP	TRUST	CKLA Instructional Materials	H	08/28/2023	08/30/2023	R		\$445.86
								23-24		35484		\$445.86
AMAZON C000	AMAZON CAPITAL SERVICES, INC	500240023	5002400023	AUGP	TRUST	Supplies Kindergarten Parent Night/Meet the Teacher	H	08/25/2023	08/30/2023	R		\$2,018.66
								23-24		35496		\$2,018.66
AMAZON C000	AMAZON CAPITAL SERVICES, INC	CREDIT13HQ-4LX7-9TGQ	1002400048	AUGAMA	Trust	1st Grade Instructional Supplies (Grade Level Wide)	H	08/04/2023	08/07/2023	R		\$-32.46
								23-24		35254		\$-32.46

VEN-KEY	VENDOR NAME	INVOICE #	PO NUMBER	BATCH	BANK	DESCRIPTION	LQ	S	INV DATE	DUE DATE	C	NET AMOUNT
	<u>ACH VOID DOWNLOAD</u>	<u>DISCOUNT DESCRIPTION</u>				<u>ADJUSTMENT DESCRIPTION</u>	FY		<u>ADJ AMT</u>	<u>CHECK NBR</u>		<u>INVOICE AMOUNT</u>
AMAZON C000	AMAZON CAPITAL SERVICES, INC	CREDIT17NN-GGPC-9RQL	1002400048	AUGAMA	Trust	1st Grade Instructional Supplies (Grade Level Wide)	H		08/04/2023	08/07/2023	R	\$-48.69
							23-24			35254		\$-48.69
AMAZON C000	AMAZON CAPITAL SERVICES, INC	CREDIT1HND-6JYT-34RV	1002400096	AUGAMA	Trust	PASS REWARDS CANDY CREDIT	H		08/22/2023	08/23/2023	R	\$-64.99
							23-24			35443		\$-64.99
AMAZON C000	AMAZON CAPITAL SERVICES, INC	CREDIT1J4Y-W61M-1FHR	0000000000	AUGAMA	Trust	CREDIT FOR INVOICE 1YDJ-WVWX-G4NL	H		08/02/2023	08/03/2023	R	\$-42.05
							23-24			35254		\$-42.05
AMAZON C000	AMAZON CAPITAL SERVICES, INC	CREDIT1JXM-TQD9-1H1L	0000000000	AUGAMA	Trust	CREDIT FOR INVOICE 1YDJ-WVWX-G4NL	H		08/02/2023	08/03/2023	R	\$-61.21
							23-24			35254		\$-61.21
												<b>77</b>
AMAZON C000	AMAZON CAPITAL SERVICES, INC	CREDIT1LGJ-FVDL-9V1G	1002400048	AUGAMA	Trust	1st Grade Instructional Supplies (Grade Level Wide)	H		08/04/2023	08/07/2023	R	\$-97.38
							23-24			35254		\$-97.38
AMAZON C000	AMAZON CAPITAL SERVICES, INC	CREDIT1LVV-RHFP-MYQ1	1002400085	AUGAMA	Trust	Classroom supplies	H		08/11/2023	08/14/2023	R	\$-39.52
							23-24			35355		\$-39.52
AMAZON C000	AMAZON CAPITAL SERVICES, INC	CREDIT1NXN-GLNN-9YM4	1002400048	AUGAMA	Trust	1st Grade Instructional Supplies (Grade Level Wide)	H		08/04/2023	08/07/2023	R	\$-33.42
							23-24			35254		\$-33.42
AMAZON C000	AMAZON CAPITAL SERVICES, INC	CREDIT1P7M-34NR-HR1N	3002400042	AUGAMA	Trust	supplies for classroom	H		08/21/2023	08/22/2023	R	\$-35.19
							23-24			35412		\$-35.19
AMAZON C000	AMAZON CAPITAL SERVICES, INC	CREDIT1PDR-NXM3-1JTJ	0000000000	AUGAMA	Trust	CREDIT FOR INVOICE 1YDJ-WVWX-G4NL	H		08/02/2023	08/03/2023	R	\$-159.47
							23-24			35254		\$-159.47
AMAZON C000	AMAZON CAPITAL SERVICES, INC	CREDIT1TPP-L4HV-FY6H	0000000000	AUGAMA	Trust	CREDIT FOR INVOICE 1YDJ-WVWX-G4NL	H		08/02/2023	08/03/2023	R	\$-55.68
							23-24			35254		\$-55.68

<u>VEN-KEY</u>	<u>VENDOR NAME</u>	<u>INVOICE #</u>	<u>PO NUMBER</u>	<u>BATCH</u>	<u>BANK</u>	<u>DESCRIPTION</u>	<u>LQ S</u>	<u>INV DATE</u>	<u>DUE DATE</u>	<u>C</u>	<u>NET AMOUNT</u>
	<u>ACH VOID DOWNLOAD</u>	<u>DISCOUNT DESCRIPTION</u>			<u>DISC AMT</u>	<u>ADJUSTMENT DESCRIPTION</u>	<u>FY</u>		<u>ADJ AMT</u>	<u>CHECK NBR</u>	<u>INVOICE AMOUNT</u>
AMAZON C000	AMAZON CAPITAL SERVICES, INC	CREDIT1TPP-L4HV-FYT3	0000000000	AUGAMA	Trust	CREDIT FOR INVOICE	H	08/02/2023	08/03/2023	R	\$-9.05
						1YDJ-WVWX-G4NL					
							23-24			35254	\$-9.05
											<b>NUMBER OF INVOICES: 164</b>
											<b>\$48,799.68</b>
AMEREN I000	AMEREN ILLINOIS	080323	9002400022	AUGPP	TRUST	ELECTRIC CHARGES	H	08/03/2023	08/08/2023	R	\$12,525.89
							23-24			35264	\$12,525.89
											<b>NUMBER OF INVOICES: 1</b>
											<b>\$12,525.89</b>
AMPLIFY 000	AMPLIFY	191876	5002400015	AUGPP	TRUST	CKLA Pilot K - 1 section Sp	H	08/08/2023	08/17/2023	R	\$54,373.68
						Ed 1 - 5 sections; 1 section					
						Sp Ed 2 - 7 sections; 1					
						section Sp Ed 3 - 3 sections					<b>78</b>
							23-24			35378	\$54,373.68
AMPLIFY 000	AMPLIFY	191880	5002400015	AUGPP	TRUST	CKLA Pilot K - 1 section Sp	H	08/08/2023	08/17/2023	R	\$9,554.76
						Ed 1 - 5 sections; 1 section					
						Sp Ed 2 - 7 sections; 1					
						section Sp Ed 3 - 3 sections					
							23-24			35378	\$9,554.76
AMPLIFY 000	AMPLIFY	191957	5002400015	AUGPP	TRUST	CKLA Pilot K - 1 section Sp	H	08/08/2023	08/17/2023	R	\$3,741.12
						Ed 1 - 5 sections; 1 section					
						Sp Ed 2 - 7 sections; 1					
						section Sp Ed 3 - 3 sections					
							23-24			35378	\$3,741.12
											<b>NUMBER OF INVOICES: 3</b>
											<b>\$67,669.56</b>
AUSSIE P001	AUSSIE POUCH	18078	1002400166	AUGPP	TRUST	Instructional Supplies	H	08/07/2023	08/11/2023	R	\$58.96
						Aussie Pouch					
							23-24			35329	\$58.96

<u>VEN-KEY</u>	<u>VENDOR NAME</u>	<u>INVOICE #</u>	<u>PO NUMBER</u>	<u>BATCH</u>	<u>BANK</u>	<u>DESCRIPTION</u>	<u>LQ</u>	<u>S</u>	<u>INV DATE</u>	<u>DUE DATE</u>	<u>C</u>	<u>NET AMOUNT</u>
<u>ACH VOID DOWNLOAD</u>		<u>DISCOUNT DESCRIPTION</u>			<u>DISC AMT</u>	<u>ADJUSTMENT DESCRIPTION</u>	<u>FY</u>		<u>ADJ AMT</u>	<u>CHECK NBR</u>		<u>INVOICE AMOUNT</u>
						<b>NUMBER OF INVOICES: 1</b>						<b>\$58.96</b>
BARNES &000	BARNES & NOBLE, INC	4455512	2002400032	AUGPP	TRUST	New books	H		08/14/2023	08/29/2023	R	\$295.77
							23-24			35469		\$295.77
						<b>NUMBER OF INVOICES: 1</b>						<b>\$295.77</b>
BERGECHR000	BERGER, CHRISTY	17447031	6002400005	AUGPP	TRUST	\$100 for Christy Berger for scrubs; she will turn in a receipt for reimbursement.	H		08/07/2023	08/07/2023	R	\$100.00
							23-24			35255		\$100.00
						<b>NUMBER OF INVOICES: 1</b>						<b>\$100.00</b>
BILLILIS000	BILLINGTON, LISA	080523	0000000000	AUGPP	TRUST	PLANNER REIMBURSEMENT	H		08/05/2023	08/16/2023	R	\$81.99
							23-24			35356		\$81.99
BILLILIS000	BILLINGTON, LISA	081323	0000000000	AUGPP	TRUST	PEN HOLDER REIMBURSEMENT	H		08/13/2023	08/24/2023	R	\$8.90
							23-24			35430		\$8.90
						<b>NUMBER OF INVOICES: 2</b>						<b>\$90.89</b>
BISHOSUS001	BISHOP, SUSAN	080923	0000000000	AUGPP	TRUST	consulting	H		08/09/2023	08/14/2023	R	\$1,300.00
							23-24			35357		\$1,300.00
						<b>NUMBER OF INVOICES: 1</b>						<b>\$1,300.00</b>
BLDD ARC000	BLDD ARCHITECTS, INC	4345	0000000000	AUGPP	TRUST	EARLY LEARNING CENTER	H		07/31/2023	08/11/2023	R	\$4,509.88
							23-24			35330		\$4,509.88
						<b>NUMBER OF INVOICES: 1</b>						<b>\$4,509.88</b>
BLICK AR000	BLICK ART MATERIALS	1066673	3002400015	AUGPP	TRUST	White Clay & Jungle Gems Crystals	H		08/07/2023	08/07/2023	R	\$998.19
							23-24			35256		\$998.19

<u>VEN-KEY</u>	<u>VENDOR NAME</u>	<u>INVOICE #</u>	<u>PO NUMBER</u>	<u>BATCH</u>	<u>BANK</u>	<u>DESCRIPTION</u>	<u>LQ</u>	<u>S</u>	<u>INV DATE</u>	<u>DUE DATE</u>	<u>C</u>	<u>NET AMOUNT</u>
	<u>ACH VOID DOWNLOAD</u>	<u>DISCOUNT DESCRIPTION</u>			<u>DISC AMT</u>	<u>ADJUSTMENT DESCRIPTION</u>	<u>FY</u>		<u>ADJ AMT</u>	<u>CHECK NBR</u>		<u>INVOICE AMOUNT</u>
						NUMBER OF INVOICES: 1						\$998.19
BM TRUCK000	BM TRUCK EQUIPMENT	082339102	0000000000	AUGPP		TRUST SHOP	H		08/14/2023	08/15/2023	R	\$242.60
							23-24			35358		\$242.60
						NUMBER OF INVOICES: 1						\$242.60
BRAINPOP000	BRAINPOP-ACCTS RECEIVABLE	US442459	1002400225	AUGPP		TRUST Brain Pop, Jr. Renewal	H		08/24/2023	08/25/2023	R	\$1,331.00
							23-24			35448		\$1,331.00
						NUMBER OF INVOICES: 1						\$1,331.00
BRODART 000	BRODART CO	629584	2002400028	AUGPP		TRUST Book covering materials	H		08/21/2023	08/29/2023	R	\$174.75
							23-24			35470		\$174.75
												80
						NUMBER OF INVOICES: 1						\$174.75
BSN SPOR001	BSN SPORTS LLC	922283869	3002400082	AUGPP		TRUST Volleyball Uniforms - Partial Payment	H		08/22/2023	08/22/2023	R	\$680.00
							23-24			35431		\$680.00
						NUMBER OF INVOICES: 1						\$680.00
BUHAZAC001	BUCHANAN, ZACHARIAH	CDL2023	0000000000	AUGPP		TRUST CDL LICENSE FEE	H		08/31/2023	08/31/2023	R	\$54.00
							23-24			35497		\$54.00
						NUMBER OF INVOICES: 1						\$54.00
BUERSBAI001	BUERSTER, BAILEY	081523	0000000000	AUGPP		TRUST FOODSERVICE REFUND BAILEY BUERSTER	H		08/15/2023	08/16/2023	R	\$56.20
							23-24			35359		\$56.20
						NUMBER OF INVOICES: 1						\$56.20
BUSCHBOB001	BUSCHER, BOB	080923	0000000000	AUGPP		TRUST COUNTERTOPS	H		08/09/2023	08/09/2023	R	\$150.00
							23-24			35319		\$150.00

<u>VEN-KEY</u>	<u>VENDOR NAME</u>	<u>INVOICE #</u>	<u>PO NUMBER</u>	<u>BATCH</u>	<u>BANK</u>	<u>DESCRIPTION</u>	<u>LQ</u>	<u>S</u>	<u>INV DATE</u>	<u>DUE DATE</u>	<u>C</u>	<u>NET AMOUNT</u>
<u>ACH VOID DOWNLOAD</u>		<u>DISCOUNT DESCRIPTION</u>		<u>DISC AMT</u>		<u>ADJUSTMENT DESCRIPTION</u>	<u>FY</u>		<u>ADJ AMT</u>	<u>CHECK NBR</u>		<u>INVOICE AMOUNT</u>
						<b>NUMBER OF INVOICES: 1</b>						<b>\$150.00</b>
C & T / 000	C & T / RICHLAND MOTOR PARTS	190184	0000000000	AUGPP	TRUST	GREENHOUSE	H	08/10/2023	08/28/2023	R		\$29.58
							23-24			35456		\$29.58
C & T / 000	C & T / RICHLAND MOTOR PARTS	191241	0000000000	AUGPP	TRUST	SHOP	H	08/24/2023	08/28/2023	R		\$23.55
							23-24			35456		\$23.55
						<b>NUMBER OF INVOICES: 2</b>						<b>\$53.13</b>
CARLE 000	CARLE	YD3-2B4-26M	8002400016	AUGPP	TRUST	Driver's drug test for license renewal 2023-2024.	H	07/27/2023	08/08/2023	R		\$190.00
							23-24			35265		\$190.00
						<b>NUMBER OF INVOICES: 1</b>						<b>\$190.00</b>
CENGAGE 000	CENGAGE LEARNING	81793167	3002400081	AUGPP	TRUST	Accounting Online Books and Workbooks	H	08/22/2023	08/23/2023	R		\$722.40
							23-24			35432		\$722.40
						<b>NUMBER OF INVOICES: 1</b>						<b>\$722.40</b>
CHICKADEE000	CHICKADEE, INC	INV-87422	5002400019	AUGPP	TRUST	Cerebrate Executive Functioning?SEL Program for MTSS Behavior Interventions	H	08/22/2023	08/28/2023	R		\$2,975.00
							23-24			35457		\$2,975.00
						<b>NUMBER OF INVOICES: 1</b>						<b>\$2,975.00</b>
CITY OF 002	CITY OF OLNEY	08012023	9002400006	AUGPP	TRUST	WATER BILL	H	08/01/2023	08/21/2023	R		\$3,943.01
							23-24			35397		\$3,943.01
						<b>NUMBER OF INVOICES: 1</b>						<b>\$3,943.01</b>
CONCORD 000	CONCORD THEATRICALS CORP	494734	0000000000	AUGPP	TRUST	THEATRE LICENSING AGREEMENT	H	01/18/2023	08/23/2023	R		\$1,615.40
							23-24			35433		\$1,615.40

VEN-KEY	VENDOR NAME	INVOICE #	PO NUMBER	BATCH	BANK	DESCRIPTION	LQ S	INV DATE	DUE DATE	C	NET AMOUNT
	<u>ACH VOID DOWNLOAD</u>	<u>DISCOUNT DESCRIPTION</u>			<u>DISC AMT</u>	<u>ADJUSTMENT DESCRIPTION</u>	<u>FY</u>		<u>ADJ AMT</u>	<u>CHECK NBR</u>	<u>INVOICE AMOUNT</u>
<b>NUMBER OF INVOICES: 1</b>											<b>\$1,615.40</b>
CONSTELL000	CONSTELLATION NEWENERGY, INC	66028609401	9002400008	AUGPP	TRUST	HS ELECTRIC	H	08/03/2023	08/10/2023	R	\$7,885.80
							23-24			35320	\$7,885.80
<b>NUMBER OF INVOICES: 1</b>											<b>\$7,885.80</b>
CONTRACT001	CONTRACT PAPER GROUP, INC	43008930201	1002400008	AUGPP	TRUST	White copy paper	H	08/14/2023	08/17/2023	R	\$8,000.00
							23-24			35382	\$8,000.00
CONTRACT001	CONTRACT PAPER GROUP, INC	43008930301	1002400008	AUGPP	TRUST	White copy paper	H	08/14/2023	08/17/2023	R	\$8,000.00
							23-24			35382	\$8,000.00
CONTRACT001	CONTRACT PAPER GROUP, INC	43008930401	1002400008	AUGPP	TRUST	White copy paper	H	08/14/2023	08/17/2023	R	\$3,200.00
							23-24			35382	\$3,200.00
CONTRACT001	CONTRACT PAPER GROUP, INC	43008930401.	1002400020	AUGPP	TRUST	Paper order	H	08/14/2023	08/17/2023	R	\$689.00
							23-24			35382	\$689.00
CONTRACT001	CONTRACT PAPER GROUP, INC	43008947901	3002400009	AUGPP	TRUST	Copy paper order from CPG	H	07/21/2023	08/09/2023	R	\$168.64
							23-24			35321	\$168.64
<b>NUMBER OF INVOICES: 5</b>											<b>\$20,057.64</b>
CUMMINS 001	CUMMINS CSSNA - US, INC	R5-62082	8002400027	AUGPP	TRUST	Labor & Supplies for 2023-2024	H	08/09/2023	08/14/2023	R	\$1,035.82
							23-24			35360	\$1,035.82
<b>NUMBER OF INVOICES: 1</b>											<b>\$1,035.82</b>
CUT TIME000	CUT TIME LLC	2504	3002400100	AUGPP	TRUST	CutTime subscription	H	08/22/2023	08/23/2023	R	\$299.00
							23-24			35434	\$299.00
<b>NUMBER OF INVOICES: 1</b>											<b>\$299.00</b>
D7 ROOFI000	D7 ROOFING	670-IN	0000000000	AUGPP	TRUST	RCES ROOF	H	07/03/2023	08/18/2023	R	\$543.05

82

<u>VEN-KEY</u>	<u>VENDOR NAME</u>	<u>INVOICE #</u>	<u>PO NUMBER</u>	<u>BATCH</u>	<u>BANK</u>	<u>DESCRIPTION</u>	<u>LQ</u>	<u>S</u>	<u>INV DATE</u>	<u>DUE DATE</u>	<u>C</u>	<u>NET AMOUNT</u>	
	<u>ACH VOID DOWNLOAD</u>	<u>DISCOUNT DESCRIPTION</u>		<u>DISC AMT</u>		<u>ADJUSTMENT DESCRIPTION</u>	<u>FY</u>		<u>ADJ AMT</u>	<u>CHECK NBR</u>		<u>INVOICE AMOUNT</u>	
D7 ROOFI000	D7 ROOFING	670-IN				*****CONTINUED*****							
							23-24			35389		\$543.05	
												<b>NUMBER OF INVOICES: 1</b>	<b>\$543.05</b>
DATA MAN000	DATA MANAGEMENT SHREDDING	65730	9002400009	AUGPP		TRUST SHREDDING SERVICES	H		08/11/2023	08/16/2023	R	\$45.00	
							23-24			35361		\$45.00	
												<b>NUMBER OF INVOICES: 1</b>	<b>\$45.00</b>
DAYLIGHT001	DAYLIGHT DONUTS	081423	0000000000	AUGPP		TRUST Donuts	H		08/14/2023	08/11/2023	R	\$210.00	
							23-24			35331		\$210.00	
												<b>NUMBER OF INVOICES: 1</b>	<b>\$210.00</b>
DEARBORN000	DEARBORN LIFE INSURANCE CO	072523	9002400010	AUGPP		TRUST LIFE INSURANCE	H		07/25/2023	08/02/2023	W	\$2,992.56	
							23-24			202300021		\$2,992.56	
DEARBORN000	DEARBORN LIFE INSURANCE CO	082523	9002400010	AUGPP		TRUST LIFE INSURANCE	H		08/25/2023	08/15/2023	R	\$3,164.94	
							23-24			35362		\$3,164.94	
												<b>NUMBER OF INVOICES: 2</b>	<b>\$6,157.50</b>
DECKER I000	DECKER INC	547416A	0000000000	AUGPP		TRUST ELC	H		08/25/2023	08/28/2023	R	\$68.05	
							23-24			35458		\$68.05	
												<b>NUMBER OF INVOICES: 1</b>	<b>\$68.05</b>
DELTA MA000	DELTA MATH SOLUTIONS INC	14364	3002400063	AUGPP		TRUST Math subscription to Delta Math.	H		08/18/2023	08/21/2023	R	\$475.00	
							23-24			35398		\$475.00	
												<b>NUMBER OF INVOICES: 1</b>	<b>\$475.00</b>
DEMCO IN000	DEMCO, INC	7345624	3002400039	AUGPP		TRUST Supplies for the library.	H		08/09/2023	08/16/2023	R	\$101.92	
							23-24			35363		\$101.92	

<u>VEN-KEY</u>	<u>VENDOR NAME</u>	<u>INVOICE #</u>	<u>PO NUMBER</u>	<u>BATCH</u>	<u>BANK</u>	<u>DESCRIPTION</u>	<u>LQ</u>	<u>S</u>	<u>INV DATE</u>	<u>DUE DATE</u>	<u>C</u>	<u>NET AMOUNT</u>
	<u>ACH VOID DOWNLOAD</u>	<u>DISCOUNT DESCRIPTION</u>			<u>DISC AMT</u>	<u>ADJUSTMENT DESCRIPTION</u>	<u>FY</u>		<u>ADJ AMT</u>	<u>CHECK NBR</u>		<u>INVOICE AMOUNT</u>
DEMCO IN000	DEMCO, INC	7351564	2002400029	AUGPP		TRUST book covering materials	H		08/21/2023	08/25/2023	R	\$113.73
									23-24	35449		\$113.73
						<b>NUMBER OF INVOICES: 2</b>						<b>\$215.65</b>
DISCOVER000	DISCOVERY EDUCATION	CINV-106535M-2	0000000000	AUGPP		TRUST ST JOSPEH SCHOOL PROFESSIONAL LEARNING VIRTUAL SESSION	H		08/10/2023	08/25/2023	R	\$3,000.00
									23-24	35450		\$3,000.00
						<b>NUMBER OF INVOICES: 1</b>						<b>\$3,000.00</b>
EAGLESON001	EAGLESON AUTOMOTIVE CENTER INC	215491	3002400060	AUGPP		TRUST Invoice #215491 for Eagleson's	H		08/08/2023	08/16/2023	R	\$52.50
									23-24	35379		<del>\$52.50</del>
						<b>NUMBER OF INVOICES: 1</b>						<b>\$52.50</b>
ECOLAB E000	ECOLAB EQUIPMENT CARE	6340239110	4002400009	AUGPP		TRUST Food/Supplies FY24 Ecolab	H		08/21/2023	08/30/2023	R	\$84.81
									23-24	35479		\$84.81
						<b>NUMBER OF INVOICES: 1</b>						<b>\$84.81</b>
EDCLUB, 000	EDCLUB, INC	238727	1002400205	AUGPP		TRUST Subscription to Typing Club for Grades 2-5.	H		08/17/2023	08/17/2023	R	\$2,429.00
									23-24	35386		\$2,429.00
						<b>NUMBER OF INVOICES: 1</b>						<b>\$2,429.00</b>
EFFINGHA001	EFFINGHAM BUILDERS SUPPLY	102225-001	0000000000	AUGPP		TRUST ELC	H		08/10/2023	08/15/2023	R	\$296.00
									23-24	35364		\$296.00
						<b>NUMBER OF INVOICES: 1</b>						<b>\$296.00</b>
ENRICHED000	ENRICHED STITCHES	1075	2002400015	AUGPP		TRUST Visors for the Middle School Softball Team	H		07/26/2023	08/08/2023	R	\$230.00

VEN-KEY	VENDOR NAME	INVOICE #	PO NUMBER	BATCH	BANK	DESCRIPTION	LQ S	INV DATE	DUE DATE	C	NET AMOUNT
	ACH VOID DOWNLOAD	DISCOUNT DESCRIPTION				ADJUSTMENT DESCRIPTION	FY		ADJ AMT	CHECK NBR	INVOICE AMOUNT
ENRICHED000	ENRICHED STITCHES	1075				*****CONTINUED*****					
							23-24			35266	\$230.00
ENRICHED000	ENRICHED STITCHES	1078	3002400033	AUGPP	TRUST	PE clothes for 23-24 school year	H	08/01/2023	08/01/2023	R	\$6,130.00
							23-24			35234	\$6,130.00
ENRICHED000	ENRICHED STITCHES	1086	2002400030	AUGPP	TRUST	PE Uniforms	H	08/17/2023	08/18/2023	R	\$6,948.00
							23-24			35387	\$6,948.00
<b>NUMBER OF INVOICES: 3</b>											<b>\$13,308.00</b>
EXPLORE 001	EXPLORE LEARNING	7017971	9502400021	AUGPP	TRUST	Reflex Math and Frax Math ExploreLearning renewal	H	08/23/2023	08/25/2023	R	\$7,473.70
							23-24			35451	\$7,473.70
<b>NUMBER OF INVOICES: 1</b>											<b>\$7,473.70</b>
FEHRENBA001	FEHRENBACHER OIL CO, INC	073123	8002400001	AUGPP	TRUST	STATEMENT	H	07/31/2023	08/07/2023	R	\$520.00
							23-24			35257	\$520.00
<b>NUMBER OF INVOICES: 1</b>											<b>\$520.00</b>
FESSI, I000	FESSI, INC	E126398	0000000000	AUGPP	TRUST	SERVICE	H	08/17/2023	08/18/2023	R	\$140.48
							23-24			35390	\$140.48
FESSI, I000	FESSI, INC	E126400	0000000000	AUGPP	TRUST	SERVICE	H	08/17/2023	08/18/2023	R	\$98.75
							23-24			35390	\$98.75
FESSI, I000	FESSI, INC	E126401	0000000000	AUGPP	TRUST	SERVICE	H	08/17/2023	08/18/2023	R	\$200.57
							23-24			35390	\$200.57
<b>NUMBER OF INVOICES: 3</b>											<b>\$439.80</b>
FIRST BO000	FIRST BOOK	7000996643	2002400036	AUGPP	TRUST	New pictures books to be paid for with Title 1 money	H	08/30/2023	08/30/2023	R	\$327.34

<u>VEN-KEY</u>	<u>VENDOR NAME</u>	<u>INVOICE #</u>	<u>PO NUMBER</u>	<u>BATCH</u>	<u>BANK</u>	<u>DESCRIPTION</u>	<u>LQ</u>	<u>S</u>	<u>INV DATE</u>	<u>DUE DATE</u>	<u>C</u>	<u>NET AMOUNT</u>
	<u>ACH VOID DOWNLOAD</u>	<u>DISCOUNT DESCRIPTION</u>		<u>DISC AMT</u>		<u>ADJUSTMENT DESCRIPTION</u>	<u>FY</u>		<u>ADJ AMT</u>	<u>CHECK NBR</u>		<u>INVOICE AMOUNT</u>
FIRST B000	FIRST BOOK	7000996643				*****CONTINUED*****						
							23-24			35498		\$327.34
<b>NUMBER OF INVOICES: 1</b>												<b>\$327.34</b>
FITCH'S 000	FITCH'S AUTO BODY INC.	2034	0000000000	AUGPP	TRUST	Repair/Maintenace Truck	H		08/24/2023	08/25/2023	R	\$2,258.78
							23-24			35446		\$2,258.78
<b>NUMBER OF INVOICES: 1</b>												<b>\$2,258.78</b>
FOLLETT 004	FOLLETT CONTENT SOLUTIONS, LLC	709783F	1002400079	AUGPP	TRUST	RCES Library Book Order - State Grant Dollars	H		08/09/2023	08/14/2023	R	\$128.12
							23-24			35365		\$128.12
FOLLETT 004	FOLLETT CONTENT SOLUTIONS, LLC	712443F	1002400114	AUGPP	TRUST	RCES Library Book Order	H		08/22/2023	08/31/2023	R	\$54.49
							23-24			35499		\$54.49
FOLLETT 004	FOLLETT CONTENT SOLUTIONS, LLC	716153	1002400171	AUGPP	TRUST	RCES Library Book Order	H		08/11/2023	08/14/2023	R	\$399.27
							23-24			35365		\$399.27
FOLLETT 004	FOLLETT CONTENT SOLUTIONS, LLC	719943	1002400220	AUGPP	TRUST	RCES Library Book Order	H		08/22/2023	08/31/2023	R	\$318.03
							23-24			35499		\$318.03
FOLLETT 004	FOLLETT CONTENT SOLUTIONS, LLC	722990	2002400041	AUGPP	TRUST	Nonfiction titles to be order with Title 1 money	H		08/25/2023	08/28/2023	R	\$2,676.73
							23-24			35459		\$2,676.73
FOLLETT 004	FOLLETT CONTENT SOLUTIONS, LLC	723641	1002400239	AUGPP	TRUST	RCES Library Book Order - Picture Books/Early Readers - From Title Funds	H		08/29/2023	08/29/2023	R	\$945.47
							23-24			35480		\$945.47
FOLLETT 004	FOLLETT CONTENT SOLUTIONS, LLC	723714	1002400242	AUGPP	TRUST	RCES Library Book Order - 53 Fiction Chapter Books & Processing - From Title Funds	H		08/29/2023	08/29/2023	R	\$978.86

86

<u>VEN-KEY</u>	<u>VENDOR NAME</u>	<u>INVOICE #</u>	<u>PO NUMBER</u>	<u>BATCH</u>	<u>BANK</u>	<u>DESCRIPTION</u>	<u>LQ S</u>	<u>INV DATE</u>	<u>DUE DATE</u>	<u>C</u>	<u>NET AMOUNT</u>
	<u>ACH VOID DOWNLOAD</u>	<u>DISCOUNT DESCRIPTION</u>		<u>DISC AMT</u>		<u>ADJUSTMENT DESCRIPTION</u>	<u>FY</u>	<u>ADJ AMT</u>	<u>CHECK NBR</u>		<u>INVOICE AMOUNT</u>
FOLLETT 004	FOLLETT CONTENT SOLUTIONS, LLC	723714				*****CONTINUED*****					
							23-24		35480		\$978.86
FOLLETT 004	FOLLETT CONTENT SOLUTIONS, LLC	723715	1002400243	AUGPP	TRUST	RCES Library Nonfiction/GN Book Order - 151 Books and processing - From Title Funding	H	08/29/2023	08/29/2023	R	\$3,410.10
							23-24		35480		\$3,410.10
FOLLETT 004	FOLLETT CONTENT SOLUTIONS, LLC	723729	1002400245	AUGPP	TRUST	RCES Library Digital Audiobook Order - 8 audiobooks - Through Title Fund	H	08/29/2023	08/29/2023	R	\$339.21
							23-24		35480		\$339.21
											<b>87</b>
						<b>NUMBER OF INVOICES: 9</b>					<b>\$9,250.28</b>
FOX JAS000	FOX, JASON	071223	0000000000	AUGPP	TRUST	DOUBLETREE HILTON/ CONFERENCE TRAVEL EXPENSE	H	07/12/2023	08/03/2023	R	\$358.35
							23-24		35244		\$358.35
											<b>\$358.35</b>
FRANKLIN000	FRANKLIN COVEY	10714954	0000000000	AUGPP	TRUST	CUSTOM IMPLEMENTATION COACHING SUBSCRIPTION ANNUAL SCHOOL MEMBERSHIP	H	08/25/2023	08/11/2023	R	\$8,170.00
							23-24		35339		\$8,170.00
											<b>\$8,170.00</b>
FRYE RAC000	FRYE, RACHEL	080723	0000000000	AUGPP	TRUST	MILEAGE 164 MI @.655/MILE	H	08/07/2023	08/11/2023	R	\$107.42
							23-24		35340		\$107.42
											<b>\$107.42</b>
GARBANZO000	GARBANZO LLC	648ADE6A-0001	3002400036	AUGPP	TRUST	Garbanzo	H	08/02/2023	08/02/2023	R	\$298.00

<u>VEN-KEY</u>	<u>VENDOR NAME</u>	<u>INVOICE #</u>	<u>PO NUMBER</u>	<u>BATCH</u>	<u>BANK</u>	<u>DESCRIPTION</u>	<u>LQ</u>	<u>S</u>	<u>INV DATE</u>	<u>DUE DATE</u>	<u>C</u>	<u>NET AMOUNT</u>	
	<u>ACH VOID DOWNLOAD</u>	<u>DISCOUNT DESCRIPTION</u>		<u>DISC AMT</u>		<u>ADJUSTMENT DESCRIPTION</u>	<u>FY</u>		<u>ADJ AMT</u>	<u>CHECK NBR</u>		<u>INVOICE AMOUNT</u>	
GARBANZO000	GARBANZO LLC	648ADE6A-0001				*****CONTINUED*****							
							23-24			35235		\$298.00	
												<b>NUMBER OF INVOICES: 1</b>	<b>\$298.00</b>
GENERATIO02	GENERATION	GG186473-R3	1002400230	AUGPP	TRUST	Science Subscription for J. Fritchley	H		08/25/2023	08/28/2023	R	\$995.00	
							23-24			35460		\$995.00	
												<b>NUMBER OF INVOICES: 1</b>	<b>\$995.00</b>
GRAINGER000	GRAINGER	9802241639	0000000000	AUGPP	TRUST	SHOP	H		08/11/2023	08/15/2023	R	\$1,667.05	
							23-24			35366		\$1,667.05	
GRAINGER000	GRAINGER	9820344654	0000000000	AUGPP	TRUST	HS SUPPLIES	H		08/28/2023	08/29/2023	R	\$119.38	
							23-24			35481		\$119.38	
												<b>NUMBER OF INVOICES: 2</b>	<b>\$1,786.43</b>
GROVECON001	GROVE, CONNOR	072723	0000000000	AUGPP	TRUST	TUTORING 7/11-7/27	H		07/27/2023	08/02/2023	R	\$302.25	
							23-24			35236		\$302.25	
												<b>NUMBER OF INVOICES: 1</b>	<b>\$302.25</b>
HELPING 000	HELPING HANDS OT SERVICES, LLC	IEE-WG	6002400026	AUGPP	TRUST	Spec Ed Purchase service	H		08/10/2023	08/15/2023	R	\$1,468.75	
							23-24			35367		\$1,468.75	
												<b>NUMBER OF INVOICES: 1</b>	<b>\$1,468.75</b>
HINCKLEY001	HINCKLEY SPRINGS	16201054 080623	8002400026	AUGPP	TRUST	Supplies for 2023-2024	H		08/06/2023	08/09/2023	R	\$76.44	
							23-24			35322		\$76.44	
												<b>NUMBER OF INVOICES: 1</b>	<b>\$76.44</b>
HOLDRLIS000	HOLDREN, LISA	081523	0000000000	AUGPP	TRUST	FOODSERVICE REFUND BREE HOLDREN	H		08/15/2023	08/15/2023	R	\$12.50	

<u>VEN-KEY</u>	<u>VENDOR NAME</u>	<u>INVOICE #</u>	<u>PO NUMBER</u>	<u>BATCH</u>	<u>BANK</u>	<u>DESCRIPTION</u>	<u>LQ S</u>	<u>INV DATE</u>	<u>DUE DATE</u>	<u>C</u>	<u>NET AMOUNT</u>
	<u>ACH VOID DOWNLOAD</u>	<u>DISCOUNT DESCRIPTION</u>		<u>DISC AMT</u>		<u>ADJUSTMENT DESCRIPTION</u>	<u>FY</u>	<u>ADJ AMT</u>	<u>CHECK NBR</u>		<u>INVOICE AMOUNT</u>
HOLDRLIS000	HOLDREN, LISA	081523				*****CONTINUED*****					
							23-24		35368		\$12.50
<b>NUMBER OF INVOICES: 1</b>											<b>\$12.50</b>
HOME DEP000	HOME DEPOT PRO	758380687	0000000000	AUGHD	TRUST	MS SUPPLIES	H	08/03/2023	08/28/2023	R	\$943.94
							23-24		35455		\$943.94
HOME DEP000	HOME DEPOT PRO	759107238	0000000000	AUGHD	TRUST	RCHS	H	08/08/2023	08/28/2023	R	\$1,327.31
							23-24		35455		\$1,327.31
HOME DEP000	HOME DEPOT PRO	759107246	0000000000	AUGHD	TRUST	ELC	H	08/08/2023	08/28/2023	R	\$1,930.14
							23-24		35455		\$1,930.14
HOME DEP000	HOME DEPOT PRO	759107253	0000000000	AUGHD	TRUST	MS SUPPLIES	H	08/08/2023	08/28/2023	R	<del>\$83.48</del>
							23-24		35455		\$83.48
HOME DEP000	HOME DEPOT PRO	759361025	0000000000	AUGHD	TRUST	MS SUPPLIES	H	08/09/2023	08/28/2023	R	\$78.36
							23-24		35455		\$78.36
HOME DEP000	HOME DEPOT PRO	759844814	0000000000	AUGHD	TRUST	ELC	H	08/11/2023	08/28/2023	R	\$95.54
							23-24		35455		\$95.54
HOME DEP000	HOME DEPOT PRO	760320812	0000000000	AUGHD	TRUST	MS SUPPLIES	H	08/15/2023	08/28/2023	R	\$15.32
							23-24		35455		\$15.32
HOME DEP000	HOME DEPOT PRO	761283977	0000000000	AUGHD	TRUST	RCHS	H	08/21/2023	08/28/2023	R	\$1,005.62
							23-24		35455		\$1,005.62
HOME DEP000	HOME DEPOT PRO	761773118	0000000000	AUGHD	TRUST	RCES	H	08/23/2023	08/28/2023	R	\$484.12
							23-24		35455		\$484.12
HOME DEP000	HOME DEPOT PRO	761773126	0000000000	AUGHD	TRUST	RCES	H	08/23/2023	08/28/2023	R	\$108.72
							23-24		35455		\$108.72

89

<u>VEN-KEY</u>	<u>VENDOR NAME</u>	<u>INVOICE #</u>	<u>PO NUMBER</u>	<u>BATCH</u>	<u>BANK</u>	<u>DESCRIPTION</u>	<u>LQ</u>	<u>S</u>	<u>INV DATE</u>	<u>DUE DATE</u>	<u>C</u>	<u>NET AMOUNT</u>
	<u>ACH VOID DOWNLOAD</u>	<u>DISCOUNT DESCRIPTION</u>		<u>DISC AMT</u>		<u>ADJUSTMENT DESCRIPTION</u>	<u>FY</u>		<u>ADJ AMT</u>	<u>CHECK NBR</u>		<u>INVOICE AMOUNT</u>
HOME DEP000	HOME DEPOT PRO	761773134	0000000000	AUGHD	TRUST	MS SUPPLIES	H	08/23/2023	08/28/2023	R		\$-78.36
							23-24			35455		\$-78.36
HOME DEP000	HOME DEPOT PRO	761773142	0000000000	AUGHD	TRUST	MS SUPPLIES	H	08/23/2023	08/28/2023	R		\$53.40
							23-24			35455		\$53.40
HOME DEP000	HOME DEPOT PRO	762249720	0000000000	AUGHD	TRUST	MS SUPPLIES	H	08/25/2023	08/28/2023	R		\$41.74
							23-24			35455		\$41.74
<b>NUMBER OF INVOICES: 13</b>											<b>\$6,089.33</b>	
HOMETOWN000	HOMETOWN REGISTER-MT CARMEL, SO IL 70749434		0000000000	AUGPP	TRUST	PUBLIC NOTICE OF BUDGET HEARING	H	08/27/2023	08/28/2023	R		\$34.10
							23-24			35461		\$34.10
<b>NUMBER OF INVOICES: 1</b>											<b>\$34.10</b>	
HOUCHENS000	HOUCHENS NORTH FOODS, LLC	001-00148892	0000000000	AUGIGA	TRUST	SUMMER SCHOOL	H	07/13/2023	08/08/2023	R		\$52.36
							23-24			35263		\$52.36
HOUCHENS000	HOUCHENS NORTH FOODS, LLC	001-00150340	0000000000	AUGIGA	TRUST	SUMMER SCHOOL	H	07/26/2023	08/08/2023	R		\$92.11
							23-24			35263		\$92.11
HOUCHENS000	HOUCHENS NORTH FOODS, LLC	002-00249152	0000000000	AUGIGA	TRUST	SUMMER SCHOOL	H	07/18/2023	08/08/2023	R		\$116.47
							23-24			35263		\$116.47
HOUCHENS000	HOUCHENS NORTH FOODS, LLC	00200023	0000000000	AUGIGA	TRUST	Supplies for the school year 2023-2024	H	07/18/2023	08/08/2023	R		\$280.00
							23-24			35263		\$280.00
HOUCHENS000	HOUCHENS NORTH FOODS, LLC	00248100	0000000000	AUGIGA	TRUST	SUMMER SCHOOL	H	07/10/2023	08/08/2023	R		\$186.51
							23-24			35263		\$186.51
HOUCHENS000	HOUCHENS NORTH FOODS, LLC	00248110	8002400017	AUGIGA	TRUST	Supplies for the school year 2023-2024	H	07/11/2023	08/08/2023	R		\$7.96
							23-24			35263		\$7.96

<u>VEN-KEY</u>	<u>VENDOR NAME</u>	<u>INVOICE #</u>	<u>PO NUMBER</u>	<u>BATCH</u>	<u>BANK</u>	<u>DESCRIPTION</u>	<u>LQ</u>	<u>S</u>	<u>INV DATE</u>	<u>DUE DATE</u>	<u>C</u>	<u>NET AMOUNT</u>
	<u>ACH VOID DOWNLOAD</u>	<u>DISCOUNT DESCRIPTION</u>		<u>DISC AMT</u>		<u>ADJUSTMENT DESCRIPTION</u>	<u>FY</u>		<u>ADJ AMT</u>	<u>CHECK NBR</u>		<u>INVOICE AMOUNT</u>
HOUCHENS000	HOUCHENS NORTH FOODS, LLC	00250021	0000000000	AUGIGA	TRUST	BUS REFRESHER COURSE SUPPLIES	H		07/24/2023	08/08/2023	R	\$59.01
									23-24		35263	\$59.01
HOUCHENS000	HOUCHENS NORTH FOODS, LLC	00250259	8002400017	AUGIGA	TRUST	Supplies for the school year 2023-2024	H		07/25/2023	08/08/2023	R	\$6.00
									23-24		35263	\$6.00
HOUCHENS000	HOUCHENS NORTH FOODS, LLC	003-00199533	0000000000	AUGIGA	TRUST	FLOWERS	H		07/05/2023	08/08/2023	R	\$40.00
									23-24		35263	\$40.00
HOUCHENS000	HOUCHENS NORTH FOODS, LLC	003-00200016	0000000000	AUGIGA	TRUST	FLOWERS	H		07/18/2023	08/08/2023	R	\$30.00
									23-24		35263	\$30.00
<b>NUMBER OF INVOICES: 10</b>											<b>91</b>	<b>\$870.42</b>
HOUGHTON000	HOUGHTON MIFFLIN HARCOURT	955907877	5002400020	AUGPP	TRUST	Additional GO Math Student Workbooks	H		08/29/2023	08/31/2023	R	\$3,235.94
									23-24		35500	\$3,235.94
<b>NUMBER OF INVOICES: 1</b>											<b>\$3,235.94</b>	
IHLS-OCL000	IHLS-OCLC	2023-1444	3002400024	AUGPP	TRUST	Illinois Heartland Processing Fees for books	H		06/30/2023	07/31/2023	R	\$33.00
									23-24		35237	\$33.00
IHLS-OCL000	IHLS-OCLC	2024-0148	3002400023	AUGPP	TRUST	FY2024 Cloud Library Subscription	H		07/13/2023	07/31/2023	R	\$275.00
									23-24		35237	\$275.00
IHLS-OCL000	IHLS-OCLC	2024-0441	3002400022	AUGPP	TRUST	FY2024 SHARE Membership Fee	H		07/17/2023	07/31/2023	R	\$1,510.00
									23-24		35237	\$1,510.00
IHLS-OCL000	IHLS-OCLC	29035	3002400032	AUGPP	TRUST	OCLC Service Fee	H		07/25/2023	08/09/2023	R	\$895.59
									23-24		35323	\$895.59

<u>VEN-KEY</u>	<u>VENDOR NAME</u>	<u>INVOICE #</u>	<u>PO NUMBER</u>	<u>BATCH</u>	<u>BANK</u>	<u>DESCRIPTION</u>	<u>LQ</u>	<u>S</u>	<u>INV DATE</u>	<u>DUE DATE</u>	<u>C</u>	<u>NET AMOUNT</u>
	<u>ACH VOID DOWNLOAD</u>	<u>DISCOUNT DESCRIPTION</u>			<u>DISC AMT</u>	<u>ADJUSTMENT DESCRIPTION</u>	<u>FY</u>		<u>ADJ AMT</u>	<u>CHECK NBR</u>		<u>INVOICE AMOUNT</u>
						NUMBER OF INVOICES: 4						\$2,713.59
IL ASSN 003	IL ASSN OF SCHOOL ADMINSTRATORS	IASA23-24	0000000000	AUGPP	TRUST	JASON FOX SUPERINTENDENT IASA DUES	H		08/01/2023	08/03/2023	R	\$1,296.15
									23-24		35245	\$1,296.15
						NUMBER OF INVOICES: 1						\$1,296.15
IL DEPT 002	IL DEPT OF EMPLOYMENT SEC	CNXXXX9744242645	0000000000	AUGPP	TRUST	00000805317	H		08/15/2023	08/15/2023	R	\$1,146.00
									23-24		35369	\$1,146.00
						NUMBER OF INVOICES: 1						\$1,146.00
IL GAS C000	IL GAS COMPANY	08072023	9002400012	AUGPP	TRUST	GAS BILL	H		08/07/2023	08/21/2023	R	\$1,535.75
									23-24		35399	\$1,535.75
						NUMBER OF INVOICES: 1						\$1,535.75
ILLINI R000	ILLINI RESTORATION, INC	2638	0000000000	AUGPP	TRUST	HS REPAIR	H		08/11/2023	08/14/2023	R	\$23,400.00
									23-24		35370	\$23,400.00
						NUMBER OF INVOICES: 1						\$23,400.00
ILLINOIS028	ILLINOIS TOLLWAY	VN5505482559	0000000000	AUGPP	TRUST	IPASS TOLLS	H		08/01/2023	08/08/2023	R	\$23.40
									23-24		35267	\$23.40
						NUMBER OF INVOICES: 1						\$23.40
ILMEA ST001	ILMEA STATE OFFICE	32181	3002400097	AUGPP	TRUST	ILMEA School Fee	H		08/22/2023	08/23/2023	R	\$50.00
									23-24		35435	\$50.00
						NUMBER OF INVOICES: 1						\$50.00
IPA W. 000	IPA WABASH VALLEY	083123	2002400044	AUGPP	TRUST	IPA Wabash Valley Fall Social- J. Thompson & M. Klingler attending	H		08/31/2023	08/29/2023	R	\$50.00

VEN-KEY	VENDOR NAME	INVOICE #	PO NUMBER	BATCH	BANK	DESCRIPTION	LQ S	INV DATE	DUE DATE	C	NET AMOUNT
<u>ACH VOID DOWNLOAD</u>		<u>DISCOUNT DESCRIPTION</u>	<u>DISC AMT</u>		<u>ADJUSTMENT DESCRIPTION</u>		<u>FY</u>	<u>ADJ AMT</u>	<u>CHECK NBR</u>	<u>INVOICE AMOUNT</u>	
IPA W. 000	IPA WABASH VALLEY	083123	*****CONTINUED*****								
						23-24			35471	\$50.00	
<b>NUMBER OF INVOICES: 1</b>										<b>\$50.00</b>	
IXL SUBS000	IXL SUBSCRIPTIONS DEPT	S474268	6002400025	AUGPP	TRUST	Spec Ed on-line Subscription	H	08/16/2023	08/18/2023	R	\$3,050.00
							23-24			35391	\$3,050.00
<b>NUMBER OF INVOICES: 1</b>										<b>\$3,050.00</b>	
JOHN D H000	JOHN D HURN & SON, INC	504141	0000000000	AUGHURN	Trust	HOLE STRAPS HEX LAG DRILL BIT PLYWOOD	DH	07/25/2023	07/25/2023	R	\$140.50
							23-24				\$140.50
JOHN D H000	JOHN D HURN & SON, INC	504141	0000000000	AUGHURN	Trust	HOLE STRAPS HEX LAG DRILL BIT PLYWOOD	H	07/25/2023	07/25/2023	R	\$140.50
							23-24			35445	\$140.50
JOHN D H000	JOHN D HURN & SON, INC	504141	0000000000	AUGHURN	Trust	HOLE STRAPS HEX LAG DRILL BIT PLYWOOD	VH	07/25/2023	07/25/2023	R	\$140.50
							23-24				\$140.50
JOHN D H000	JOHN D HURN & SON, INC	504212	0000000000	AUGHURN	Trust	HOLE STRAPS	H	07/25/2023	07/25/2023	R	\$14.15
							23-24			35445	\$14.15
JOHN D H000	JOHN D HURN & SON, INC	504265	0000000000	AUGHURN	Trust	SWITCH BOX	H	07/25/2023	07/25/2023	R	\$9.80
							23-24			35445	\$9.80
JOHN D H000	JOHN D HURN & SON, INC	504287	0000000000	AUGHURN	Trust	ALUM FASCIA JAMBSEAL	H	07/26/2023	07/27/2023	R	\$44.12
							23-24			35445	\$44.12
JOHN D H000	JOHN D HURN & SON, INC	504357	0000000000	AUGHURN	Trust	STAPLES HEX WASH CONNECTORS	H	07/26/2023	07/27/2023	R	\$176.44
							23-24			35445	\$176.44
JOHN D H000	JOHN D HURN & SON, INC	504382	3002400118	AUGHURN	TRUST	Inverted marking paint for the marching band/football	H	07/26/2023	08/28/2023	R	\$86.63

VEN-KEY	VENDOR NAME	INVOICE #	PO NUMBER	BATCH	BANK	DESCRIPTION	LQ S	INV DATE	DUE DATE	C	NET AMOUNT
	<u>ACH VOID DOWNLOAD</u>	<u>DISCOUNT DESCRIPTION</u>		<u>DISC AMT</u>		<u>ADJUSTMENT DESCRIPTION</u>	<u>FY</u>	<u>ADJ AMT</u>	<u>CHECK NBR</u>		<u>INVOICE AMOUNT</u>
JOHN D H000	JOHN D HURN & SON, INC	504382		*****CONTINUED*****		practice field	23-24		35453		\$86.63
JOHN D H000	JOHN D HURN & SON, INC	504562	0000000000	AUGHURN	TRUST	ELC	H 23-24	07/27/2023	07/31/2023	R	\$9.76
									35445		\$9.76
JOHN D H000	JOHN D HURN & SON, INC	504656	0000000000	AUGHURN	TRUST	ES/ELC	H 23-24	07/28/2023	08/01/2023	R	\$229.33
				12.07					35445		\$241.40
JOHN D H000	JOHN D HURN & SON, INC	504852	0000000000	AUGHURN	TRUST	HS SUMMER MAINT	H 23-24	07/31/2023	08/01/2023	R	\$21.83
									35445		\$21.83
JOHN D H000	JOHN D HURN & SON, INC	504987	0000000000	AUGHURN	TRUST	MS	H 23-24	08/01/2023	08/02/2023	R	\$79.47
									35445		\$79.47
JOHN D H000	JOHN D HURN & SON, INC	505142	0000000000	AUGHURN	TRUST	HS	H 23-24	08/02/2023	08/02/2023	R	\$63.80
									35445		\$63.80
JOHN D H000	JOHN D HURN & SON, INC	505143	0000000000	AUGHURN	TRUST	HS	H 23-24	08/02/2023	08/02/2023	R	\$19.47
									35445		\$19.47
JOHN D H000	JOHN D HURN & SON, INC	505270	0000000000	AUGHURN	TRUST	ELC	H 23-24	08/02/2023	08/03/2023	R	\$120.50
									35445		\$120.50
JOHN D H000	JOHN D HURN & SON, INC	505300	0000000000	AUGHURN	TRUST	MS	H 23-24	08/02/2023	08/03/2023	R	\$43.02
									35445		\$43.02
JOHN D H000	JOHN D HURN & SON, INC	505481	0000000000	AUGHURN	TRUST	MS SUMMER	H 23-24	08/04/2023	08/07/2023	R	\$5.03
									35445		\$5.03
JOHN D H000	JOHN D HURN & SON, INC	505593	0000000000	AUGHURN	TRUST	HS SUMMER	H 23-24	08/04/2023	08/07/2023	R	\$100.80
									35445		\$100.80
JOHN D H000	JOHN D HURN & SON, INC	505659	0000000000	AUGHURN	TRUST	HS SUMMER	H 23-24	08/07/2023	08/07/2023	R	\$37.92
									35445		\$37.92

<u>VEN-KEY</u>	<u>VENDOR NAME</u>	<u>INVOICE #</u>	<u>PO NUMBER</u>	<u>BATCH</u>	<u>BANK</u>	<u>DESCRIPTION</u>	<u>LQ</u>	<u>S</u>	<u>INV DATE</u>	<u>DUE DATE</u>	<u>C</u>	<u>NET AMOUNT</u>
	<u>ACH VOID DOWNLOAD</u>	<u>DISCOUNT DESCRIPTION</u>		<u>DISC AMT</u>		<u>ADJUSTMENT DESCRIPTION</u>	<u>FY</u>		<u>ADJ AMT</u>	<u>CHECK NBR</u>		<u>INVOICE AMOUNT</u>
JOHN D H000	JOHN D HURN & SON, INC	505836	0000000000	AUGHURN	TRUST	MS SUPPLIES	H	08/08/2023	08/08/2023	R		\$48.70
							23-24			35445		\$48.70
JOHN D H000	JOHN D HURN & SON, INC	505847	3002400118	AUGHURN	TRUST	Inverted marking paint for the marching band/football practice field	H	08/08/2023	08/28/2023	R		\$95.75
							23-24			35453		\$95.75
JOHN D H000	JOHN D HURN & SON, INC	506071	0000000000	AUGHURN	TRUST	ES/ELC	H	08/09/2023	08/10/2023	R		\$541.67
							23-24			35445		\$541.67
JOHN D H000	JOHN D HURN & SON, INC	506172	0000000000	AUGHURN	TRUST	MS	H	08/10/2023	08/10/2023	R		\$53.93
							23-24			35445		\$53.93
JOHN D H000	JOHN D HURN & SON, INC	506199	0000000000	AUGHURN	TRUST	HS SUPPLIES	H	08/10/2023	08/11/2023	R		\$29.18
							23-24			35445		\$26.18
JOHN D H000	JOHN D HURN & SON, INC	506227	0000000000	AUGHURN	TRUST	HS SUPPLIES	H	08/10/2023	08/11/2023	R		\$16.69
							23-24			35445		\$16.69
JOHN D H000	JOHN D HURN & SON, INC	506310	0000000000	AUGHURN	TRUST	ES SUPPLIES	H	08/10/2023	08/11/2023	R		\$67.90
							23-24			35445		\$67.90
JOHN D H000	JOHN D HURN & SON, INC	506367	0000000000	AUGHURN	TRUST	HS SUPPLIES	H	08/11/2023	08/11/2023	R		\$81.17
							23-24			35445		\$81.17
JOHN D H000	JOHN D HURN & SON, INC	506450	0000000000	AUGHURN	TRUST	MS SUPPLIES	H	08/11/2023	08/14/2023	R		\$35.09
							23-24			35445		\$35.09
JOHN D H000	JOHN D HURN & SON, INC	506750	0000000000	AUGHURN	TRUST	ES SUPPLIES	H	08/15/2023	08/16/2023	R		\$42.33
							23-24			35445		\$42.33
JOHN D H000	JOHN D HURN & SON, INC	507123	0000000000	AUGHURN	TRUST	HS SUPPLIES	H	08/17/2023	08/17/2023	R		\$28.55
							23-24			35445		\$28.55

95

<u>VEN-KEY</u>	<u>VENDOR NAME</u>	<u>INVOICE #</u>	<u>PO NUMBER</u>	<u>BATCH</u>	<u>BANK</u>	<u>DESCRIPTION</u>	<u>LQ</u>	<u>S</u>	<u>INV DATE</u>	<u>DUE DATE</u>	<u>C</u>	<u>NET AMOUNT</u>
	<u>ACH VOID DOWNLOAD</u>	<u>DISCOUNT DESCRIPTION</u>		<u>DISC AMT</u>		<u>ADJUSTMENT DESCRIPTION</u>	<u>FY</u>		<u>ADJ AMT</u>	<u>CHECK NBR</u>		<u>INVOICE AMOUNT</u>
JOHN D H000	JOHN D HURN & SON, INC	507185	0000000000	AUGHURN	TRUST	RCES AND ELC	H	08/17/2023	08/18/2023	R		\$10.71
							23-24			35445		\$10.71
JOHN D H000	JOHN D HURN & SON, INC	507337	3002400070	AUGHURN	TRUST	classroom supplies	H	08/18/2023	08/18/2023	R		\$9.58
							23-24			35445		\$9.58
JOHN D H000	JOHN D HURN & SON, INC	507385	0000000000	AUGHURN	TRUST	HS SUPPLIES	H	08/18/2023	08/21/2023	R		\$5.30
							23-24			35445		\$5.30
JOHN D H000	JOHN D HURN & SON, INC	507677	0000000000	AUGHURN	TRUST	HS SUPPLIES	H	08/22/2023	08/22/2023	R		\$60.57
							23-24			35445		\$60.57
JOHN D H000	JOHN D HURN & SON, INC	507701	0000000000	AUGHURN	TRUST	ES SUPPLIES	H	08/22/2023	08/23/2023	R		\$3.32
							23-24			35445		\$3.32
												<b>96</b>
JOHN D H000	JOHN D HURN & SON, INC	508122	0000000000	AUGHURN	TRUST	ES SUPPLIES	H	08/24/2023	08/25/2023	R		\$171.81
							23-24			35445		\$171.81
												<b>\$2,501.82</b>
JOHN DEE000	JOHN DEERE FINANCIAL	5000028	0000000000	AUGJD	TRUST	SHOP SUPPLIES	H	08/02/2023	08/02/2023	R		\$38.43
							23-24			35454		\$38.43
JOHN DEE000	JOHN DEERE FINANCIAL	5001599	0000000000	AUGJDF	TRUST	ELC	H	08/07/2023	08/28/2023	R		\$43.01
							23-24			35454		\$43.01
JOHN DEE000	JOHN DEERE FINANCIAL	5001880	0000000000	AUGJDF	TRUST	SUMMER MAINTENANCE	H	08/07/2023	08/28/2023	R		\$1.20
							23-24			35454		\$1.20
JOHN DEE000	JOHN DEERE FINANCIAL	5003745	0000000000	AUGJDF	TRUST	SUMMER MAINTENANCE	H	08/04/2023	08/28/2023	R		\$14.35
							23-24			35454		\$14.35
JOHN DEE000	JOHN DEERE FINANCIAL	5004685	0000000000	AUGJDF	TRUST	RCES	H	08/14/2023	08/28/2023	R		\$0.70
							23-24			35454		\$0.70

<u>VEN-KEY</u>	<u>VENDOR NAME</u>	<u>INVOICE #</u>	<u>PO NUMBER</u>	<u>BATCH</u>	<u>BANK</u>	<u>DESCRIPTION</u>	<u>LQ</u>	<u>S</u>	<u>INV DATE</u>	<u>DUE DATE</u>	<u>C</u>	<u>NET AMOUNT</u>
	<u>ACH VOID DOWNLOAD</u>	<u>DISCOUNT DESCRIPTION</u>			<u>DISC AMT</u>	<u>ADJUSTMENT DESCRIPTION</u>	<u>FY</u>		<u>ADJ AMT</u>	<u>CHECK NBR</u>		<u>INVOICE AMOUNT</u>
JOHN DEE000	JOHN DEERE FINANCIAL	5007419	0000000000	AUGJDF	TRUST	HS SUPPLIES	H		08/22/2023	08/28/2023	R	\$21.99
							23-24			35454		\$21.99
						<b>NUMBER OF INVOICES: 6</b>						<b>\$119.68</b>
JOHNSON 000	JOHNSON CONTROLS	41653805	0000000000	AUGPP	TRUST	FIRE ALARM - HS	H		06/28/2023	08/07/2023	R	\$594.44
							23-24			35258		\$594.44
						<b>NUMBER OF INVOICES: 1</b>						<b>\$594.44</b>
JW PEPPE000	JW PEPPER & SON, INC	365469865	3002400046	AUGPP	TRUST	Music	H		08/08/2023	08/11/2023	R	\$12.50
							23-24			35341		\$12.50
						<b>NUMBER OF INVOICES: 1</b>						<b>\$12.50</b>
KAPLAN E000	KAPLAN EARLY LEARNING CO	0006681252	5502400007	AUGPP	TRUST	Child play materials/items	H		08/28/2023	08/31/2023	R	\$1,380.24
						ACCOUNT NUMBER 6245600						
							23-24			35501		\$1,380.24
						<b>NUMBER OF INVOICES: 1</b>						<b>\$1,380.24</b>
KOCHEBET000	KOCHEB, BETH	080723	0000000000	AUGPP	TRUST	MILEAGE 164 MI @.655/MILE	H		08/07/2023	08/11/2023	R	\$107.42
							23-24			35342		\$107.42
						<b>NUMBER OF INVOICES: 1</b>						<b>\$107.42</b>
KOCHELOR003	KOCHEB, LORI	080723	0000000000	AUGPP	TRUST	HOTEL FOR CONFERENCE	H		08/07/2023	08/14/2023	R	\$158.19
							23-24			35343		\$158.19
						<b>NUMBER OF INVOICES: 1</b>						<b>\$158.19</b>
LAKECOOK000	LAKECOOK DISTRIBUTORS INC	20230675	5002400006	AUGPP	TRUST	Blue Stem Books	H		07/06/2023	08/29/2023	R	\$198.70
							23-24			35472		\$198.70
						<b>NUMBER OF INVOICES: 1</b>						<b>\$198.70</b>
LAKESHOR000	LAKESHORE LEARNING MATERIALS, LLC	181890081623	1002400201	AUGPP	TRUST	Fill in the Blank Phonics	H		08/16/2023	08/22/2023	R	\$101.18

<u>VEN-KEY</u>	<u>VENDOR NAME</u>	<u>INVOICE #</u>	<u>PO NUMBER</u>	<u>BATCH</u>	<u>BANK</u>	<u>DESCRIPTION</u>	<u>LQ</u>	<u>S</u>	<u>INV DATE</u>	<u>DUE DATE</u>	<u>C</u>	<u>NET AMOUNT</u>
	<u>ACH VOID DOWNLOAD</u>	<u>DISCOUNT DESCRIPTION</u>			<u>DISC AMT</u>	<u>ADJUSTMENT DESCRIPTION</u>	<u>FY</u>		<u>ADJ AMT</u>	<u>CHECK NBR</u>		<u>INVOICE AMOUNT</u>
LAKESHOR000	LAKESHORE LEARNING MATERIALS, LLC	181890081623				*****CONTINUED***** Stamps -Set 2 Giant Washable Color Ink Pads set of 5						
							23-24			35400		\$101.18
LAKESHOR000	LAKESHORE LEARNING MATERIALS, LLC	191602082223	1002400212	AUGPP	TRUST	Misc Supplies for the Math Intervention Room	H		08/22/2023	08/29/2023	R	\$283.91
							23-24			35473		\$283.91
LAKESHOR000	LAKESHORE LEARNING MATERIALS, LLC	21802208293	1002400231	AUGPP	TRUST	Bully Buddies-Susie Bishop	H		08/28/2023	08/30/2023	R	\$238.20
							23-24			35502		\$238.20
LAKESHOR000	LAKESHORE LEARNING MATERIALS, LLC	855262072223	5502400003	AUGPP	Trust	PFA classroom supplies	H		07/22/2023	08/01/2023	R	\$2,745.00
							23-24			35238		\$2,745.00
												<b>98</b>
						<b>NUMBER OF INVOICES: 4</b>						<b>\$3,368.29</b>
LIBERTY 002	LIBERTY MUTUAL INSURANCE	14631038	0000000000	AUGPP	TRUST	POLICY RENEWAL	H		07/19/2023	08/16/2023	R	\$337,567.00
							23-24			35371		\$337,567.00
						<b>NUMBER OF INVOICES: 1</b>						<b>\$337,567.00</b>
LINVIHAN000	LINVILLE, HANNAH	072623	0000000000	AUGPP	TRUST	COGNITIVE EVALUATION	H		07/26/2023	08/11/2023	R	\$599.00
							23-24			35344		\$599.00
						<b>NUMBER OF INVOICES: 1</b>						<b>\$599.00</b>
MAKE MUS000	MAKE MUSIC, INC	GYG6-78CT	3002400099	AUGPP	TRUST	SmartMusic subscriptions	H		08/22/2023	08/23/2023	R	\$543.63
							23-24			35436		\$543.63
						<b>NUMBER OF INVOICES: 1</b>						<b>\$543.63</b>
MICHECHE000	MICHELS, CHELSEY	080723	0000000000	AUGPP	TRUST	MILEAGE 164 MI @.655/MILE	H		08/07/2023	08/11/2023	R	\$107.42
							23-24			35345		\$107.42

<u>VEN-KEY</u>	<u>VENDOR NAME</u>	<u>INVOICE #</u>	<u>PO NUMBER</u>	<u>BATCH</u>	<u>BANK</u>	<u>DESCRIPTION</u>	<u>LQ</u>	<u>S</u>	<u>INV DATE</u>	<u>DUE DATE</u>	<u>C</u>	<u>NET AMOUNT</u>
<u>ACH VOID DOWNLOAD</u>		<u>DISCOUNT DESCRIPTION</u>		<u>DISC AMT</u>		<u>ADJUSTMENT DESCRIPTION</u>	<u>FY</u>		<u>ADJ AMT</u>	<u>CHECK NBR</u>		<u>INVOICE AMOUNT</u>
<b>NUMBER OF INVOICES: 1</b>												<b>\$107.42</b>
MILLER 0000	MILLER OFFICE EQUIPMENT, INC	128727	6002400042	AUGPP	TRUST	Special Ed - Admin Supplies	H		06/15/2023	08/25/2023	R	\$8,600.00
							23-24			35452		\$8,600.00
MILLER 0000	MILLER OFFICE EQUIPMENT, INC	128889	5502400025	AUGPP	TRUST	Early Childhood Furniture ELC	H		08/16/2023	08/28/2023	R	\$11,500.00
							23-24			35462		\$11,500.00
MILLER 0000	MILLER OFFICE EQUIPMENT, INC	128939	5502400022	AUGPP	TRUST	Early Childhood - Prevention Initiative	H		06/19/2023	08/25/2023	R	\$1,013.00
							23-24			35452		\$1,013.00
MILLER 0000	MILLER OFFICE EQUIPMENT, INC	128975	1002400209	AUGPP	TRUST	Labor for Copiers (Workrooms, Color Copiers, Fax Machine)	H		07/31/2023	08/17/2023	R	\$58.00
							23-24			35384		\$58.00
MILLER 0000	MILLER OFFICE EQUIPMENT, INC	128975.	1002400208	AUGPP	TRUST	Parts for Copiers (Workrooms, Color Copiers, Fax Machine)	H		07/31/2023	08/17/2023	R	\$280.00
							23-24			35384		\$280.00
MILLER 0000	MILLER OFFICE EQUIPMENT, INC	128976	1002400209	AUGPP	TRUST	Labor for Copiers (Workrooms, Color Copiers, Fax Machine)	H		08/01/2023	08/17/2023	R	\$44.00
							23-24			35384		\$44.00
MILLER 0000	MILLER OFFICE EQUIPMENT, INC	129009	2002400026	AUGPP	TRUST	Copier Repair	H		08/09/2023	08/16/2023	R	\$38.00
							23-24			35380		\$38.00
MILLER 0000	MILLER OFFICE EQUIPMENT, INC	129011	1002400209	AUGPP	TRUST	Labor for Copiers (Workrooms, Color Copiers, Fax Machine)	H		08/10/2023	08/17/2023	R	\$38.00
							23-24			35384		\$38.00

<u>VEN-KEY</u>	<u>VENDOR NAME</u>	<u>INVOICE #</u>	<u>PO NUMBER</u>	<u>BATCH</u>	<u>BANK</u>	<u>DESCRIPTION</u>	<u>LQ</u>	<u>S</u>	<u>INV DATE</u>	<u>DUE DATE</u>	<u>C</u>	<u>NET AMOUNT</u>
	<u>ACH VOID DOWNLOAD</u>	<u>DISCOUNT DESCRIPTION</u>			<u>DISC AMT</u>	<u>ADJUSTMENT DESCRIPTION</u>	<u>FY</u>		<u>ADJ AMT</u>	<u>CHECK NBR</u>		<u>INVOICE AMOUNT</u>
MILLER 0000	MILLER OFFICE EQUIPMENT, INC	129011.	1002400208	AUGPP	TRUST	Parts for Copiers (Workrooms, Color Copiers, Fax Machine)	H		08/10/2023	08/17/2023	R	\$45.00
							23-24			35384		\$45.00
MILLER 0000	MILLER OFFICE EQUIPMENT, INC	129012	2002400025	AUGPP	TRUST	Copier Repair	H		08/10/2023	08/16/2023	R	\$131.00
							23-24			35380		\$131.00
MILLER 0000	MILLER OFFICE EQUIPMENT, INC	129016	1002400209	AUGPP	TRUST	Labor for Copiers (Workrooms, Color Copiers, Fax Machine)	H		08/11/2023	08/17/2023	R	\$48.00
							23-24			35384		\$48.00
MILLER 0000	MILLER OFFICE EQUIPMENT, INC	129024	1002400207	AUGPP	TRUST	Ink for copiers (Workrooms, Color Copiers, Fax Machine)	H		08/16/2023	08/17/2023	R	\$1,372.00
							23-24			35384		\$1,372.00
												100
MILLER 0000	MILLER OFFICE EQUIPMENT, INC	129029	3002400080	AUGPP	TRUST	Miller service, drum set	H		08/15/2023	08/22/2023	R	\$563.00
							23-24			35401		\$563.00
MILLER 0000	MILLER OFFICE EQUIPMENT, INC	129030	1002400209	AUGPP	TRUST	Labor for Copiers (Workrooms, Color Copiers, Fax Machine)	H		08/16/2023	08/18/2023	R	\$38.00
							23-24			35392		\$38.00
MILLER 0000	MILLER OFFICE EQUIPMENT, INC	129030.	1002400208	AUGPP	TRUST	Parts for Copiers (Workrooms, Color Copiers, Fax Machine)	H		08/16/2023	08/18/2023	R	\$32.00
							23-24			35392		\$32.00
MILLER 0000	MILLER OFFICE EQUIPMENT, INC	129061	5502400021	AUGPP	TRUST	Early Childhood - Prevention Initiative	H		08/16/2023	08/28/2023	R	\$4,944.00
							23-24			35462		\$4,944.00
MILLER 0000	MILLER OFFICE EQUIPMENT, INC	129102	1002400209	AUGPP	TRUST	Labor for Copiers (Workrooms, Color Copiers,	H		08/18/2023	08/24/2023	R	\$58.00

<u>VEN-KEY</u>	<u>VENDOR NAME</u>	<u>INVOICE #</u>	<u>PO NUMBER</u>	<u>BATCH</u>	<u>BANK</u>	<u>DESCRIPTION</u>	<u>LQ</u>	<u>S</u>	<u>INV DATE</u>	<u>DUE DATE</u>	<u>C</u>	<u>NET AMOUNT</u>
	<u>ACH VOID DOWNLOAD</u>	<u>DISCOUNT DESCRIPTION</u>		<u>DISC AMT</u>		<u>ADJUSTMENT DESCRIPTION</u>	<u>FY</u>		<u>ADJ AMT</u>	<u>CHECK NBR</u>		<u>INVOICE AMOUNT</u>
MILLER 0000	MILLER OFFICE EQUIPMENT, INC	129102				*****CONTINUED***** Fax Machine)						
							23-24			35437		\$58.00
MILLER 0000	MILLER OFFICE EQUIPMENT, INC	129102.	1002400208	AUGPP	TRUST	Parts for Copiers (Workrooms, Color Copiers, Fax Machine)	H		08/18/2023	08/24/2023	R	\$425.00
							23-24			35437		\$425.00
MILLER 0000	MILLER OFFICE EQUIPMENT, INC	129202	5502400022	AUGPP	TRUST	Early Childhood - Prevention Initiative	H		08/16/2023	08/25/2023	R	\$7,310.00
							23-24			35452		\$7,310.00
MILLER 0000	MILLER OFFICE EQUIPMENT, INC	129215	5502400020	AUGPP	TRUST	Early Childhood - Prevention Initiative	H		08/16/2023	08/25/2023	R	\$14,639.00
							23-24			35452		\$14,639.00
												<b>101</b>
						<b>NUMBER OF INVOICES: 20</b>						<b>\$51,176.00</b>
MOBYMAX 000	MOBYMAX EDUCATION, LLC	448304	2002400021	AUGPP	TRUST	Moby Max-90 Subscriptions	H		08/11/2023	08/11/2023	R	\$1,583.00
							23-24			35346		\$1,583.00
						<b>NUMBER OF INVOICES: 1</b>						<b>\$1,583.00</b>
MONTICEL002	MONTICELLO MUSIC BOOSTERS	SC2023	3002400083	AUGPP	TRUST	Monticello Music Boosters for Sage City Invitational (\$200)	H		08/17/2023	08/23/2023	R	\$200.00
							23-24			35438		\$200.00
						<b>NUMBER OF INVOICES: 1</b>						<b>\$200.00</b>
MT CARME002	MT CARMEL STABILIZATION GROUP, INC	5230108	0000000000	AUGPP	TRUST	SEAL COAT PARKING LOT BUS BARN	H		07/30/2023	08/10/2023	R	\$11,154.00
							23-24			35324		\$11,154.00

<u>VEN-KEY</u>	<u>VENDOR NAME</u>	<u>INVOICE #</u>	<u>PO NUMBER</u>	<u>BATCH</u>	<u>BANK</u>	<u>DESCRIPTION</u>	<u>LQ</u>	<u>S</u>	<u>INV DATE</u>	<u>DUE DATE</u>	<u>C</u>	<u>NET AMOUNT</u>
	<u>ACH VOID DOWNLOAD</u>	<u>DISCOUNT DESCRIPTION</u>			<u>DISC AMT</u>	<u>ADJUSTMENT DESCRIPTION</u>	<u>FY</u>		<u>ADJ AMT</u>	<u>CHECK NBR</u>		<u>INVOICE AMOUNT</u>
<b>NUMBER OF INVOICES: 1</b>											<b>\$11,154.00</b>	
NATIONAL002	NATIONAL ASSN SCHOOL NURSE	4496560	6002400011	AUGPP	TRUST	NASN dues for Cheryl Wall RN and Christy Berger RN. \$350.	H		08/07/2023	08/09/2023	R	\$146.00
									23-24		35325	\$146.00
NATIONAL002	NATIONAL ASSN SCHOOL NURSE	4496570	6002400011	AUGPP	TRUST	NASN dues for Cheryl Wall RN and Christy Berger RN. \$350.	H		08/07/2023	08/09/2023	R	\$146.00
									23-24		35325	\$146.00
<b>NUMBER OF INVOICES: 2</b>											<b>\$292.00</b>	
NORRIS E000	NORRIS ELECTRIC CO-OP	072623	9002400019	AUGPP	TRUST	ELECTRIC ES & ELC	H		07/26/2023	08/07/2023	R	\$17,760.20
									23-24		35259	\$17,760.20
<b>NUMBER OF INVOICES: 1</b>											<b>\$17,760.20</b>	
O'REILLY001	O'REILLY AUTO PARTS	1411-160640	8002400007	AUGPP	TRUST	Supplies for the school year 2023-2024	H		07/06/2023	08/07/2023	R	\$29.61
									23-24		35260	\$29.61
O'REILLY001	O'REILLY AUTO PARTS	1411-160700	8002400007	AUGPP	TRUST	Supplies for the school year 2023-2024	H		07/06/2023	08/07/2023	R	\$4.83
									23-24		35260	\$4.83
O'REILLY001	O'REILLY AUTO PARTS	1411-161336	8002400007	AUGPP	TRUST	Supplies for the school year 2023-2024	H		07/11/2023	08/07/2023	R	\$0.53
									23-24		35260	\$0.53
O'REILLY001	O'REILLY AUTO PARTS	1411-162328	8002400007	AUGPP	TRUST	Supplies for the school year 2023-2024	H		07/18/2023	08/07/2023	R	\$11.59
									23-24		35260	\$11.59

102

<u>VEN-KEY</u>	<u>VENDOR NAME</u>	<u>INVOICE #</u>	<u>PO NUMBER</u>	<u>BATCH</u>	<u>BANK</u>	<u>DESCRIPTION</u>	<u>LQ</u>	<u>S</u>	<u>INV DATE</u>	<u>DUE DATE</u>	<u>C</u>	<u>NET AMOUNT</u>
	<u>ACH VOID DOWNLOAD</u>	<u>DISCOUNT DESCRIPTION</u>			<u>DISC AMT</u>	<u>ADJUSTMENT DESCRIPTION</u>	<u>FY</u>		<u>ADJ AMT</u>	<u>CHECK NBR</u>		<u>INVOICE AMOUNT</u>
O'REILLY001	O'REILLY AUTO PARTS	1411-162515	8002400007	AUGPP	TRUST	Supplies for the school year 2023-2024	H		07/20/2023	08/07/2023	R	\$13.80
									23-24	35260		\$13.80
						<b>NUMBER OF INVOICES: 5</b>						<b>\$60.36</b>
OPHELIA'001	OPHELIA'S CUP	1407	0000000000	AUGPP	TRUST	ADMIN ACADEMY CATERING	H		08/07/2023	08/14/2023	R	\$160.00
									23-24	35347		\$160.00
						<b>NUMBER OF INVOICES: 1</b>						<b>\$160.00</b>
ORIENTAL000	ORIENTAL TRADING CO, INC	72570469601	1002400111	AUGPP	TRUST	Desk Tags Pk 24	H		08/02/2023	08/10/2023	R	\$15.38
									23-24	35326		\$15.38
						<b>NUMBER OF INVOICES: 1</b>						<b>103</b> <del>\$15.38</del>
OVERDRIV000	OVERDRIVE, INC	CD136342398815	2002400043	AUGPP	TRUST	Content credit for SORA To be paid for with Title 1 money	H		08/28/2023	08/30/2023	R	\$2,004.40
									23-24	35503		\$2,004.40
						<b>NUMBER OF INVOICES: 1</b>						<b>\$2,004.40</b>
PERFECTI000	PERFECTION LEARNING CORPORATION	357199	3002400059	AUGPP	TRUST	Drama Club Textbooks - Perfection Learning	H		08/14/2023	08/29/2023	R	\$1,175.83
									23-24	35465		\$1,175.83
						<b>NUMBER OF INVOICES: 1</b>						<b>\$1,175.83</b>
PIXLESUE000	PIXLEY, SUE	081823	3002400069	AUGPP	TRUST	Classroom Supplies 081123 081223 081823	H		08/11/2023	08/21/2023	R	\$306.42
									23-24	35402		\$306.42
						<b>NUMBER OF INVOICES: 1</b>						<b>\$306.42</b>
PIZZA FA004	PIZZA FAST / AJCK FOODS LLC	00139	3002400093	AUGPP	TRUST	Pizza Fast - Back to school	H		08/16/2023	08/22/2023	R	\$224.70

<u>VEN-KEY</u>	<u>VENDOR NAME</u>	<u>INVOICE #</u>	<u>PO NUMBER</u>	<u>BATCH</u>	<u>BANK</u>	<u>DESCRIPTION</u>	<u>LQ</u>	<u>S</u>	<u>INV DATE</u>	<u>DUE DATE</u>	<u>C</u>	<u>NET AMOUNT</u>
	<u>ACH VOID DOWNLOAD</u>	<u>DISCOUNT DESCRIPTION</u>			<u>DISC AMT</u>	<u>ADJUSTMENT DESCRIPTION</u>	<u>FY</u>		<u>ADJ AMT</u>	<u>CHECK NBR</u>		<u>INVOICE AMOUNT</u>
PIZZA FA004	PIZZA FAST / AJCK FOODS LLC	00139				*****CONTINUED***** night						
							23-24			35403		\$224.70
PIZZA FA004	PIZZA FAST / AJCK FOODS LLC	00140	000000000	AUGPP	TRUST	LETTUCE NEW TEACHER ORIENTATION	H		08/16/2023	08/21/2023	R	\$10.20
							23-24			35403		\$10.20
<b>NUMBER OF INVOICES: 2</b>												<b>\$234.90</b>
PLANK RO000	PLANK ROAD PUB, INC	24-002426	1002400105	AUGPP	TRUST	Music K8 Magazine Subscription	H		08/09/2023	08/14/2023	R	\$252.40
							23-24			35372		\$252.40
<b>NUMBER OF INVOICES: 1</b>												<b>\$252.40</b>
POTTECAR000	POTTER, CAROL	080223	000000000	AUGPP	TRUST	MILEAGE 236 MI @.655/MILE	H		08/07/2023	08/11/2023	R	\$154.58
							23-24			35348		\$154.58
POTTECAR000	POTTER, CAROL	080723	000000000	AUGPP	TRUST	MILEAGE 164 MI @.655/MILE	H		08/07/2023	08/11/2023	R	\$107.42
							23-24			35348		\$107.42
POTTECAR000	POTTER, CAROL	081123	000000000	AUGPP	TRUST	MILEAGE 268 MILES @.655/MILE	H		08/18/2023	08/21/2023	R	\$175.54
							23-24			35404		\$175.54
<b>NUMBER OF INVOICES: 3</b>												<b>\$437.54</b>
PRINTFOR000	PRINTFORCE, INC	299752	1002400210	AUGPP	TRUST	RCES Printing Needs	H		08/27/2023	08/28/2023	R	\$154.40
							23-24			35466		\$154.40
PRINTFOR000	PRINTFORCE, INC	30602	2002400014	AUGPP	TRUST	5 Name plates 6x2, black with white imprint: Mr. Klingler, Mrs. Holder, Mrs. McKinney, Mrs. Powell, Ms. Henning	H		07/27/2023	08/01/2023	R	\$74.80
							23-24			35239		\$74.80

<u>VEN-KEY</u>	<u>VENDOR NAME</u>	<u>INVOICE #</u>	<u>PO NUMBER</u>	<u>BATCH</u>	<u>BANK</u>	<u>DESCRIPTION</u>	<u>LQ</u>	<u>S</u>	<u>INV DATE</u>	<u>DUE DATE</u>	<u>C</u>	<u>NET AMOUNT</u>
<u>ACH VOID DOWNLOAD</u>		<u>DISCOUNT DESCRIPTION</u>		<u>DISC AMT</u>		<u>ADJUSTMENT DESCRIPTION</u>	<u>FY</u>		<u>ADJ AMT</u>	<u>CHECK NBR</u>		<u>INVOICE AMOUNT</u>
PRINTFOR000	PRINTFORCE, INC	30639	3002400053	AUGPP	TRUST	Window Envelopes	H		08/03/2023	08/11/2023	R	\$171.25
							23-24			35349		\$171.25
PRINTFOR000	PRINTFORCE, INC	30659	0000000000	AUGPP	TRUST	S BISHOP CHAT BOOKLET	H		08/08/2023	08/11/2023	R	\$176.76
							23-24			35349		\$176.76
PRINTFOR000	PRINTFORCE, INC	30670	8002400028	AUGPP	TRUST	Supplies for 2023-2024	H		08/10/2023	08/14/2023	R	\$1,473.14
							23-24			35373		\$1,473.14
PRINTFOR000	PRINTFORCE, INC	30675	3002400075	AUGPP	TRUST	Athletic Passes	H		08/11/2023	08/18/2023	R	\$105.13
							23-24			35393		\$105.13
<b>NUMBER OF INVOICES: 6</b>												<b>\$2,155.48</b>
QUILL CO000	QUILL CORPORATION	33401391	1002400021	AUGPP	Trust	Paper order	H		07/10/2023	08/07/2023	R	\$478.59
							23-24			35268		\$478.59
QUILL CO000	QUILL CORPORATION	33402493	1002400021	AUGPP	Trust	Paper order	H		07/10/2023	08/07/2023	R	\$235.40
							23-24			35268		\$235.40
QUILL CO000	QUILL CORPORATION	33405598	1002400021	AUGPP	Trust	Paper order	H		07/11/2023	08/07/2023	R	\$43.98
							23-24			35268		\$43.98
QUILL CO000	QUILL CORPORATION	33418727	1002400021	AUGPP	Trust	Paper order	H		07/11/2023	08/07/2023	R	\$179.85
							23-24			35268		\$179.85
QUILL CO000	QUILL CORPORATION	33421126	1002400021	AUGPP	Trust	Paper order	H		07/11/2023	08/07/2023	R	\$34.99
							23-24			35268		\$34.99
QUILL CO000	QUILL CORPORATION	33421234	1002400021	AUGPP	Trust	Paper order	H		07/11/2023	08/07/2023	R	\$287.76
							23-24			35268		\$287.76
QUILL CO000	QUILL CORPORATION	33460346	1002400021	AUGPP	Trust	Paper order	H		07/13/2023	08/07/2023	R	\$2,426.98
							23-24			35268		\$2,426.98

105

<u>VEN-KEY</u>	<u>VENDOR NAME</u>	<u>INVOICE #</u>	<u>PO NUMBER</u>	<u>BATCH</u>	<u>BANK</u>	<u>DESCRIPTION</u>	<u>LQ</u>	<u>S</u>	<u>INV DATE</u>	<u>DUE DATE</u>	<u>C</u>	<u>NET AMOUNT</u>
<u>ACH VOID DOWNLOAD</u>		<u>DISCOUNT DESCRIPTION</u>			<u>DISC AMT</u>	<u>ADJUSTMENT DESCRIPTION</u>	<u>FY</u>	<u>ADJ AMT</u>		<u>CHECK NBR</u>	<u>INVOICE AMOUNT</u>	
QUILL CO000	QUILL CORPORATION	33574316	1002400021	AUGPP	TRUST	Paper order	H	07/19/2023	08/11/2023	R	\$550.71	
							23-24			35350	\$550.71	
QUILL CO000	QUILL CORPORATION	33757694	1002400141	AUGPP	TRUST	1 inch binders for 4th grade	H	07/31/2023	08/21/2023	R	\$462.60	
							23-24			35405	\$462.60	
QUILL CO000	QUILL CORPORATION	33758075	1002400142	AUGPP	TRUST	binder tabs for 4th grade	H	07/31/2023	08/21/2023	R	\$111.60	
							23-24			35405	\$111.60	
QUILL CO000	QUILL CORPORATION	33838902	1002400152	AUGPP	TRUST	Binder tabs for 5th grade	H	08/02/2023	08/21/2023	R	\$111.60	
							23-24			35405	\$111.60	
QUILL CO000	QUILL CORPORATION	33992301	1002400192	AUGPP	TRUST	Bulletin board paper	H	08/11/2023	08/23/2023	R	\$356.96	
							23-24			35439	\$356.96	
											<b>106</b>	
QUILL CO000	QUILL CORPORATION	34095524	3002400132	AUGPP	TRUST	Quill: Orange paper	H	08/17/2023	08/30/2023	R	\$50.56	
							23-24			35504	\$50.56	
QUILL CO000	QUILL CORPORATION	CREDIT 2131024	1002400021	AUGPP	Trust	Paper order	H	07/25/2023	08/07/2023	R	\$-363.00	
							23-24			35268	\$-363.00	
QUILL CO000	QUILL CORPORATION	CREDIT 2131025	1002400021	AUGPP	Trust	Paper order	H	07/25/2023	08/07/2023	R	\$-6.60	
							23-24			35268	\$-6.60	
QUILL CO000	QUILL CORPORATION	CREDIT 2131070	1002400021	AUGPP	Trust	Paper order	H	07/25/2023	08/07/2023	R	\$-71.82	
							23-24			35268	\$-71.82	
QUILL CO000	QUILL CORPORATION	CREDIT 2131072	1002400021	AUGPP	Trust	Paper order	H	07/25/2023	08/07/2023	R	\$-128.40	
							23-24			35268	\$-128.40	
QUILL CO000	QUILL CORPORATION	CREDIT 2131073	1002400021	AUGPP	Trust	Paper order	H	07/25/2023	08/07/2023	R	\$-5.95	
							23-24			35268	\$-5.95	
QUILL CO000	QUILL CORPORATION	CREDIT 2131074	1002400021	AUGPP	Trust	Paper order	H	07/25/2023	08/07/2023	R	\$-205.44	
							23-24			35268	\$-205.44	

<u>VEN-KEY</u>	<u>VENDOR NAME</u>	<u>INVOICE #</u>	<u>PO NUMBER</u>	<u>BATCH</u>	<u>BANK</u>	<u>DESCRIPTION</u>	<u>LQ</u>	<u>S</u>	<u>INV DATE</u>	<u>DUE DATE</u>	<u>C</u>	<u>NET AMOUNT</u>
	<u>ACH VOID DOWNLOAD</u>	<u>DISCOUNT DESCRIPTION</u>			<u>DISC AMT</u>	<u>ADJUSTMENT DESCRIPTION</u>	<u>FY</u>		<u>ADJ AMT</u>	<u>CHECK NBR</u>		<u>INVOICE AMOUNT</u>
						<b>NUMBER OF INVOICES: 19</b>						<b>\$4,550.37</b>
RACKLIN 000	RACKLIN PAINT &	270-53650	0000000000	AUGPP	TRUST HS		H	08/14/2023	08/15/2023	R		\$40.17
								23-24		35374		\$40.17
						<b>NUMBER OF INVOICES: 1</b>						<b>\$40.17</b>
RCCU #1 000	RCCU #1	073123	0000000000	AUGPP	TRUST Title I Summer School		H	07/31/2023	08/14/2023	R		\$7,096.32
								23-24		35351		\$7,096.32
RCCU #1 000	RCCU #1	081023	0000000000	AUGPP	TRUST TITLE 1 SUMMER BUS		H	08/10/2023	08/11/2023	R		\$1,765.12
								23-24		35351		\$1,765.12
						<b>NUMBER OF INVOICES: 2</b>						<b>\$8,861.44</b>
READ'S I000	READ'S INC.	30665	0000000000	AUGPP	TRUST MS		H	08/16/2023	08/18/2023	R		\$5,533.72
								23-24		35394		\$5,533.72
READ'S I000	READ'S INC.	30685	0000000000	AUGPP	TRUST MS HEAT PUMP		H	08/18/2023	08/21/2023	R		\$499.69
								23-24		35406		\$499.69
						<b>NUMBER OF INVOICES: 2</b>						<b>\$6,033.41</b>
REPUBLIC000	REPUBLIC SERVICES, INC	0694-003187706	9002400014	AUGPP	TRUST TRASH SERVICES		H	08/20/2023	08/24/2023	R		\$6,156.59
								23-24		35447		\$6,156.59
						<b>NUMBER OF INVOICES: 1</b>						<b>\$6,156.59</b>
REVTRAK,000	REVTRAK, INC	073123	9002400015	AUGPP	TRUST FEES		H	07/31/2023	08/03/2023	W		\$4,854.54
								23-24		202300030		\$4,854.54
						<b>NUMBER OF INVOICES: 1</b>						<b>\$4,854.54</b>
RICHLAND010	RICHLAND CO TB & PUBLIC HEALTH	072523	9002400016	AUGPP	TRUST HEPATITIS B VACCINE A THOMAS		H	07/19/2023	07/31/2023	R		\$65.00
								23-24		35240		\$65.00

<u>VEN-KEY</u>	<u>VENDOR NAME</u>	<u>INVOICE #</u>	<u>PO NUMBER</u>	<u>BATCH</u>	<u>BANK</u>	<u>DESCRIPTION</u>	<u>LQ</u>	<u>S</u>	<u>INV DATE</u>	<u>DUE DATE</u>	<u>C</u>	<u>NET AMOUNT</u>
<u>ACH VOID DOWNLOAD</u>		<u>DISCOUNT DESCRIPTION</u>			<u>DISC AMT</u>	<u>ADJUSTMENT DESCRIPTION</u>	<u>FY</u>	<u>ADJ AMT</u>		<u>CHECK NBR</u>	<u>INVOICE AMOUNT</u>	
RICHLAND010	RICHLAND CO TB & PUBLIC HEALTH	081723	9002400016	AUGPP	TRUST	HEPATITIS B VACCINE	H		08/17/2023	08/21/2023	R	\$65.00
									23-24		35407	\$65.00
<b>NUMBER OF INVOICES: 2</b>											<b>\$130.00</b>	
RIVERSID003	RIVERSIDE INSIGHTS	175161	0000000000	AUGPP	TRUST	ST JOSEPH SCHOOL ASSESSMENT FORMS	H		08/02/2023	08/11/2023	R	\$644.78
									23-24		35352	\$644.78
<b>NUMBER OF INVOICES: 1</b>											<b>\$644.78</b>	
ROCHESTE000	ROCHESTER 100 INC.	60363	1002400070	AUGPP	TRUST	Nicky's Folders 2-5	H		08/11/2023	08/18/2023	R	\$1,015.00
									23-24		35395	\$1,015.00
<b>NUMBER OF INVOICES: 1</b>											<b>\$1,015.00</b>	
ROE 12 -000	ROE 12 - LOUISVILLE	080723	8002400023	AUGPP	TRUST	REFRESHER COURSE	H		08/07/2023	08/11/2023	R	\$320.00
									23-24		35332	\$320.00
ROE 12 -000	ROE 12 - LOUISVILLE	081623	8002400023	AUGPP	TRUST	Bus Driver Refresher Course Training School Year 2023-2024	H		08/16/2023	08/23/2023	R	\$212.00
									23-24		35440	\$212.00
<b>NUMBER OF INVOICES: 2</b>											<b>\$532.00</b>	
SCHOLAST019	SCHOLASTIC INC.	M7389183	0000000000	AUGPP	TRUST	ST JOSEPH SCHOLASTIC NEWS	H		07/25/2023	08/11/2023	R	\$1,181.82
									23-24		35353	\$1,181.82
<b>NUMBER OF INVOICES: 1</b>											<b>\$1,181.82</b>	
SCHOOL H001	SCHOOL HEALTH CORP	5582679-00	1002400003	AUGPP	TRUST	PE Equipment	H		08/09/2023	08/17/2023	R	\$1,301.77
									23-24		35385	\$1,301.77
<b>NUMBER OF INVOICES: 1</b>											<b>\$1,301.77</b>	
SCHOOL M000	SCHOOL MATE	599100	1002400215	AUGPP	TRUST	Student Planners	H		07/28/2023	08/18/2023	R	\$209.25

<u>VEN-KEY</u>	<u>VENDOR NAME</u>	<u>INVOICE #</u>	<u>PO NUMBER</u>	<u>BATCH</u>	<u>BANK</u>	<u>DESCRIPTION</u>	<u>LQ S</u>	<u>INV DATE</u>	<u>DUE DATE</u>	<u>C</u>	<u>NET AMOUNT</u>	
	<u>ACH VOID DOWNLOAD</u>	<u>DISCOUNT DESCRIPTION</u>		<u>DISC AMT</u>		<u>ADJUSTMENT DESCRIPTION</u>	<u>FY</u>	<u>ADJ AMT</u>	<u>CHECK NBR</u>		<u>INVOICE AMOUNT</u>	
SCHOOL M000	SCHOOL MATE	599100				*****CONTINUED*****						
							23-24		35396		\$209.25	
											<b>NUMBER OF INVOICES: 1</b>	<b>\$209.25</b>
SCHOOL S000	SCHOOL SPECIALTY LLC	208132712606	1002400101	AUGPP	TRUST	Lesson Plan and Grade Books	H	07/29/2023	08/11/2023	R	\$214.20	
							23-24		35333		\$214.20	
SCHOOL S000	SCHOOL SPECIALTY LLC	208132866023	9002400028	AUGPP	TRUST	Conference Room White Board	H	08/14/2023	08/23/2023	R	\$778.79	
							23-24		35441		\$778.79	
											<b>NUMBER OF INVOICES: 2</b>	<b>\$992.99</b>
SEESAW 000	SEESAW	2023-87057	1002400213	AUGPP	TRUST	Seesaw Subscription Renewal. Invoice #2023-87057	H	09/01/2023	08/21/2023	R	\$2,535.00	
							23-24		35408		\$2,535.00	
											<b>NUMBER OF INVOICES: 1</b>	<b>\$2,535.00</b>
SMITHMEL000	SMITH, MELINDA	BE271ECD-0002	1002400056	AUGPP	TRUST	Subscription to Plickers Pro. It is a yearly subscription. I will use my personal credit card and be reimbursed. This is for STEM and will come from a Carrie Winter's Grant.	H	08/01/2023	08/03/2023	R	\$71.88	
							23-24		35246		\$71.88	
											<b>NUMBER OF INVOICES: 1</b>	<b>\$71.88</b>
STALLKYE002	STALLARD, KYE	080723	0000000000	AUGPP	TRUST	MILEAGE 164 MI @.655/MILE	H	08/07/2023	08/11/2023	R	\$107.42	
							23-24		35354		\$107.42	
											<b>NUMBER OF INVOICES: 1</b>	<b>\$107.42</b>
SUMDOG, 000	SUMDOG, INC	13645	0000000000	AUGPP	TRUST	St. Joseph School Sumdog	H	08/16/2023	08/17/2023	R	\$1,284.00	

VEN-KEY	VENDOR NAME	INVOICE #	PO NUMBER	BATCH	BANK	DESCRIPTION	LQ	S	INV DATE	DUE DATE	C	NET AMOUNT
<u>ACH VOID DOWNLOAD</u>		<u>DISCOUNT DESCRIPTION</u>			<u>DISC AMT</u>	<u>ADJUSTMENT DESCRIPTION</u>	<u>FY</u>	<u>ADJ AMT</u>		<u>CHECK NBR</u>	<u>INVOICE AMOUNT</u>	
SUMDOG, 000	SUMDOG, INC	13645		*****CONTINUED*****		school subscription						
							23-24			35381		\$1,284.00
											<b>NUMBER OF INVOICES: 1</b>	<b>\$1,284.00</b>
SUMMELIN000	SUMMERS, LINDSEY	080923	0000000000	AUGPP	TRUST	FOODSERVICE REFUND REMMINGTON AND LUKA	H		08/09/2023	08/11/2023	R	\$20.40
							23-24			35334		\$20.40
											<b>NUMBER OF INVOICES: 1</b>	<b>\$20.40</b>
TEDFOJEN000	TEDFORD, JENNIFER	080323	5502400029	AUGPP	TRUST	Reimbursement for purchase of supplies	H		08/28/2023	08/29/2023	R	\$453.04
							23-24			35474		\$453.04
											<b>NUMBER OF INVOICES: 1</b>	<b>\$453.04</b>
THE BRAV000	THE BRAVE WAY HOME	2304	1002400226	AUGPP	TRUST	LOFTLO Assembly RCES	H		09/15/2023	08/30/2023	R	\$610.00
							23-24			35505		\$610.00
THE BRAV000	THE BRAVE WAY HOME	2304.	2002400035	AUGPP	TRUST	Look Out for the Left Out Assembly RCMS	H		09/15/2023	08/30/2023	R	\$610.00
							23-24			35505		\$610.00
											<b>NUMBER OF INVOICES: 2</b>	<b>\$1,220.00</b>
THE MUSI000	THE MUSIC SHOPPE, INC	3533724	2002400038	AUGPP	TRUST	Music Shoppe Store Credit	H		08/24/2023	08/28/2023	R	\$2,400.00
							23-24			35463		\$2,400.00
											<b>NUMBER OF INVOICES: 1</b>	<b>\$2,400.00</b>
TRI-M PL000	TRI-M PLUMBING	708360	0000000000	AUGPP	TRUST	BACKFLOW TESTS ALL SCHOOLS / REPAIR RCES	H		08/10/2023	08/11/2023	R	\$2,507.49
							23-24			35335		\$2,507.49

110

<u>VEN-KEY</u>	<u>VENDOR NAME</u>	<u>INVOICE #</u>	<u>PO NUMBER</u>	<u>BATCH</u>	<u>BANK</u>	<u>DESCRIPTION</u>	<u>LQ</u>	<u>S</u>	<u>INV DATE</u>	<u>DUE DATE</u>	<u>C</u>	<u>NET AMOUNT</u>
	<u>ACH VOID DOWNLOAD</u>	<u>DISCOUNT DESCRIPTION</u>			<u>DISC AMT</u>	<u>ADJUSTMENT DESCRIPTION</u>	<u>FY</u>		<u>ADJ AMT</u>	<u>CHECK NBR</u>		<u>INVOICE AMOUNT</u>
						<b>NUMBER OF INVOICES: 1</b>						<b>\$2,507.49</b>
TRI-STAT002	TRI-STATE FIRE PROTECTION INC	102924	0000000000	AUGPP		TRUST ANNUAL SPRINKLER INSPECTION	H	07/18/2023	08/01/2023	R		\$565.00
							23-24			35241		\$565.00
						<b>NUMBER OF INVOICES: 1</b>						<b>\$565.00</b>
TRUPITIF000	TRUPIANO, TIFFANY	081023	0000000000	AUGPP		TRUST FOODSERVICE REFUND G TRUPIANO	H	08/10/2023	08/11/2023	R		\$100.00
							23-24			35336		\$100.00
						<b>NUMBER OF INVOICES: 1</b>						<b>\$100.00</b>
VAAL JAM000	VAAL, JAMES	081523	0000000000	AUGPP		TRUST FOODSERVICE REFUND CLAIRE VAAL	H	08/15/2023	08/16/2023	R		\$26.20
							23-24			35375		\$26.20
						<b>NUMBER OF INVOICES: 1</b>						<b>\$26.20</b>
VERIZONW000	VERIZONWIRELESS	9942086834	9002400017	AUGPP		TRUST CELL PHONE CHARGES	H	08/15/2023	08/22/2023	R		\$681.25
							23-24			35409		\$681.25
						<b>NUMBER OF INVOICES: 1</b>						<b>\$681.25</b>
VISA 000	VISA	10	1002400001	AUGVISA		TRUST CC K RODGERS G LYNN WALMART	H	07/19/2023	08/09/2023	R		\$69.25
							23-24			35318		\$69.25
VISA 000	VISA	10	0000000000	AUGPP		TRUST CC K HARTING S GASSMAN LUCKY LUKES TITLE BOOKS	H	08/03/2023	08/28/2023	R		\$190.00
							23-24			35464		\$190.00
VISA 000	VISA	10	5002400024	AUGPP		TRUST CC C EDWARDS M HAHN FIRSTBOOK	H	08/28/2023	08/28/2023	R		\$708.36
							23-24			35467		\$708.36

<u>VEN-KEY</u>	<u>VENDOR NAME</u>	<u>INVOICE #</u>	<u>PO NUMBER</u>	<u>BATCH</u>	<u>BANK</u>	<u>DESCRIPTION</u>	<u>LQ S</u>	<u>INV DATE</u>	<u>DUE DATE</u>	<u>C</u>	<u>NET AMOUNT</u>
	<u>ACH VOID DOWNLOAD</u>	<u>DISCOUNT DESCRIPTION</u>		<u>DISC AMT</u>		<u>ADJUSTMENT DESCRIPTION</u>	<u>FY</u>		<u>ADJ AMT</u>	<u>CHECK NBR</u>	<u>INVOICE AMOUNT</u>
VISA	000 VISA	10	1002400240	AUGVISA	TRUST	CC C EDWARDS M SIMPSON Library Junior Library Guild Subscription (1 Year - 7 categories) - Subscription #90106638 - Paid on Cris Edwards District Card	H	08/28/2023	08/29/2023	R	\$1,825.52
							23-24			35468	\$1,825.52
VISA	000 VISA	10	3002400123	AUGPP	TRUST	CC C GRAVES A JULIAN BULK BOOKSTORE	H	08/28/2023	08/29/2023	R	\$2,673.25
							23-24			35475	\$2,673.25
VISA	000 VISA	10	3002400122	AUGPP	TRUST	CC R RUSK A JULIAN BOOK OUTLET	DH	08/28/2023	08/29/2023	R	\$403.19
							23-24				<del>\$403.19</del> 112
VISA	000 VISA	10	3002400122	AUGPP	TRUST	CC R RUSK A JULIAN BOOK OUTLET	H	08/28/2023	08/29/2023	R	\$403.19
							23-24			35476	\$403.19
VISA	000 VISA	10	3002400122	AUGPP	TRUST	CC R RUSK A JULIAN BOOK OUTLET	VH	08/28/2023	08/29/2023	R	\$403.19
							23-24				\$403.19
VISA	000 VISA	10	3002400121	AUGPP	TRUST	CC R RUSK A JULIAN FIRSTBOOK	H	08/28/2023	08/29/2023	R	\$1,996.40
							23-24			35477	\$1,996.40
VISA	000 VISA	10	5002400014	AUGPP	TRUST	CC C EDWARDS M HAHN TPT	H	08/02/2023	08/31/2023	R	\$21.00
							23-24			35506	\$21.00
VISA	000 VISA	11	1002400149	AUGVISA	TRUST	CC C EDWARDS WALMART	H	07/31/2023	08/09/2023	R	\$65.82
							23-24			35318	\$65.82
VISA	000 VISA	11	5002400021	AUGPP	TRUST	CC C EDWARDS M HAHN TPT	H	08/25/2023	08/31/2023	R	\$135.73
							23-24			35506	\$135.73

VEN-KEY	VENDOR NAME	INVOICE #	PO NUMBER	BATCH	BANK	DESCRIPTION	LQ S	INV DATE	DUE DATE	C	NET AMOUNT
	ACH VOID DOWNLOAD	DISCOUNT DESCRIPTION		DISC AMT		ADJUSTMENT DESCRIPTION	FY		ADJ AMT	CHECK NBR	INVOICE AMOUNT
VISA	000 VISA	12	1002400144	AUGVISA	TRUST	CC C EDWARDS A VOLK WALMART	H	07/28/2023	08/09/2023	R	\$70.56
							23-24			35318	\$70.56
VISA	000 VISA	13	0000000000	AUGVISA	TRUST	CC C EDWARDS CASEYS	H	07/26/2023	08/09/2023	R	\$10.00
							23-24			35318	\$10.00
VISA	000 VISA	14	5002400009	AUGVISA	TRUST	CC C EDWARDS M HAHAN FIRST BOOK MARKETPLACE Dan Santat Books - Author Visit	H	07/14/2023	08/09/2023	R	\$405.60
							23-24			35318	\$405.60
VISA	000 VISA	15	1002400043	AUGVISA	TRUST	CC C EDWARDS M HAHN TPT	H	07/13/2023	08/09/2023	R	\$84.00
							23-24			35318	\$84.00
VISA	000 VISA	16	1002400054	AUGVISA	TRUST	CC C EDWARDS A SHAWVER WALMART	H	07/28/2023	08/09/2023	R	\$70.06
							23-24			35318	\$70.06
VISA	000 VISA	17	1002400151	AUGVISA	TRUST	CC K HARTING C GRUNDON PINK CAT STUDIO	H	07/27/2023	08/09/2023	R	\$50.49
							23-24			35318	\$50.49
VISA	000 VISA	18	1002400128	AUGVISA	TRUST	CC K HARTING J GREENWOOD WALMART	H	07/19/2023	08/09/2023	R	\$69.09
							23-24			35318	\$69.09
VISA	000 VISA	19	1002400148	AUGVISA	TRUST	CC K HARTING J PAMPE WALMART	H	07/31/2023	08/09/2023	R	\$62.37
							23-24			35318	\$62.37
VISA	000 VISA	20	1002400108	AUGVISA	TRUST	CC K HARTING B BAYLES WALMART	H	07/18/2023	08/09/2023	R	\$36.34
							23-24			35318	\$36.34
VISA	000 VISA	21	6002400018	AUGVISA	TRUST	CC K HARTING M SEATON WALMART	H	07/18/2023	08/09/2023	R	\$37.38
							23-24			35318	\$37.38

113

VEN-KEY	VENDOR NAME	INVOICE #	PO NUMBER	BATCH	BANK	DESCRIPTION	LQ	S	INV DATE	DUE DATE	C	NET AMOUNT
	ACH VOID DOWNLOAD	DISCOUNT DESCRIPTION		DISC AMT		ADJUSTMENT DESCRIPTION	FY		ADJ AMT	CHECK NBR		INVOICE AMOUNT
VISA	000 VISA	22	1002400004	AUGVISA	TRUST	CC K HARTING C GRUNDON WALMART	H		07/20/2023	08/09/2023	R	\$69.98
										23-24	35318	\$69.98
VISA	000 VISA	23	1002400089	AUGVISA	TRUST	CC K HARTING M DUNN WALMART	H		07/26/2023	08/09/2023	R	\$69.92
										23-24	35318	\$69.92
VISA	000 VISA	24	5002400005	AUGVISA	TRUST	CC M HAHN ABE BOOKS	H		07/06/2023	08/09/2023	R	\$77.57
										23-24	35318	\$77.57
VISA	000 VISA	25	5002400011	AUGVISA	TRUST	CC M HAHN MARENEM	H		07/13/2023	08/09/2023	R	\$537.80
										23-24	35318	\$537.80
VISA	000 VISA	26	1002400082	AUGVISA	TRUST	CC M HAHN MARENEM Secret Story Phonics Kit Primary Classroom	H		07/18/2023	08/09/2023	R	\$179.27
												<b>114</b>
										23-24	35318	\$179.27
VISA	000 VISA	27	1002400019	AUGVISA	TRUST	CC M HAHN VISTA PRINT Back to School Postcards Staff	H		07/05/2023	08/09/2023	R	\$65.98
										23-24	35318	\$65.98
VISA	000 VISA	28	1002400014	AUGVISA	TRUST	CC M HAHN VISTA PRINT Back to School Postcards Students	H		07/03/2023	08/09/2023	R	\$112.98
										23-24	35318	\$112.98
VISA	000 VISA	29	1002400012	AUGVISA	TRUST	CC M HAHN VISTA PRINT Staff Birthday Cards	H		07/03/2023	08/09/2023	R	\$233.98
										23-24	35318	\$233.98
VISA	000 VISA	30	1002400015	AUGVISA	TRUST	CC M HAHN - International Literacy Association Membership	H		07/03/2023	08/09/2023	R	\$40.00
										23-24	35318	\$40.00

VEN-KEY	VENDOR NAME	INVOICE #	PO NUMBER	BATCH	BANK	DESCRIPTION	LQ	S	INV DATE	DUE DATE	C	NET AMOUNT
<u>ACH VOID DOWNLOAD</u>		<u>DISCOUNT DESCRIPTION</u>		<u>DISC AMT</u>		<u>ADJUSTMENT DESCRIPTION</u>	<u>FY</u>		<u>ADJ AMT</u>	<u>CHECK NBR</u>		<u>INVOICE AMOUNT</u>
VISA	000 VISA	31	0000000000	AUGVISA	TRUST	CC M STEBER TACO TIERRA	H		07/08/2023	08/09/2023	R	\$24.43
										35318		\$24.43
VISA	000 VISA	32	0000000000	AUGVISA	TRUST	CC M STEBER MCALISTER'S	H		07/05/2023	08/09/2023	R	\$35.25
										35318		\$35.25
VISA	000 VISA	33	0000000000	AUGVISA	TRUST	CC J TEDFORD LOWES	H		07/10/2023	08/09/2023	R	\$492.85
										35318		\$492.85
VISA	000 VISA	34	0000000000	AUGVISA	TRUST	CC R ROARK WALMART	H		07/06/2023	08/09/2023	R	\$62.88
										35318		\$62.88
VISA	000 VISA	35	9502400007	AUGVISA	TRUST	CC R ROARK MONOPRICE Cables for all schools monoprice.com	H		07/11/2023	08/09/2023	R	\$278.08
										35318		\$278.08
												<b>115</b>
VISA	000 VISA	36	9502400006	AUGVISA	TRUST	CC R ROARK UBIQUITI Cameras ES/ELC UI.com	H		07/10/2023	08/09/2023	R	\$885.00
										35318		\$885.00
VISA	000 VISA	37	9502400014	AUGVISA	TRUST	CC R ROARK UBIQUITI UI.com Cameras Elementary	H		07/20/2023	08/09/2023	R	\$1,278.00
										35318		\$1,278.00
VISA	000 VISA	38	9502300036	AUGVISA	TRUST	CC R ROARK ZOOM	H		07/16/2023	08/09/2023	R	\$14.99
										35318		\$14.99
VISA	000 VISA	39	0000000000	AUGVISA	TRUST	CC C GRAVES J MILLS WALMART	H		07/25/2023	08/09/2023	R	\$117.18
										35318		\$117.18
VISA	000 VISA	40	0000000000	AUGVISA	TRUST	CC C GRAVES A AHMAD COVOC	H		07/17/2023	08/09/2023	R	\$293.35
										35318		\$293.35
VISA	000 VISA	41	3002400050	AUGVISA	TRUST	CC T RODGERS BIG TEAMS 2 Yr Subscription Renewal - Fan	H		07/24/2023	08/09/2023	R	\$1,450.00

VEN-KEY	VENDOR NAME	INVOICE #	PO NUMBER	BATCH	BANK	DESCRIPTION	LQ S	INV DATE	DUE DATE	C	NET AMOUNT
	ACH VOID DOWNLOAD	DISCOUNT DESCRIPTION		DISC AMT		ADJUSTMENT DESCRIPTION	FY	ADJ AMT	CHECK NBR		INVOICE AMOUNT
VISA	000 VISA	41				*****CONTINUED***** Central & Schedule Star					
							23-24		35318		\$1,450.00
VISA	000 VISA	42	6002400017	AUGVISA	TRUST	CC K JURGILANIS C BURGNER TPT Cross Cat supplies-Burgener	H	07/24/2023	08/09/2023	R	\$29.95
							23-24		35318		\$29.95
VISA	000 VISA	43	6002400021	AUGVISA	TRUST	CC K JURGILANIS WALMART Sp Ed supplies	H	07/27/2023	08/09/2023	R	\$187.66
							23-24		35318		\$187.66
VISA	000 VISA	44	0000000000	AUGVISA	TRUST	CC K JURGILANIS LOWES ELC APPLIANCES	H	07/10/2023	08/09/2023	R	\$2,500.00
							23-24		35318		\$2,500.00
											<b>116</b>
VISA	000 VISA	45	5502400008	AUGVISA	TRUST	CC J FANCHER WALMART	H	07/12/2023	08/09/2023	R	\$50.32
							23-24		35318		\$50.32
VISA	000 VISA	46	2002400016	AUGVISA	TRUST	CC S HIGGINBOTHAM E COMBS WALMART	H	07/20/2023	08/09/2023	R	\$49.71
							23-24		35318		\$49.71
VISA	000 VISA	47	0000000000	AUGVISA	TRUST	CC C LECRONE IATD	H	07/31/2023	08/09/2023	R	\$275.00
							23-24		35318		\$275.00
VISA	000 VISA	48	0000000000	AUGVISA	TRUST	CC A WISNER SUBWAY BOE	H	07/20/2023	08/09/2023	R	\$106.76
							23-24		35318		\$106.76
VISA	000 VISA	49	0000000000	AUGVISA	TRUST	CC A WISNER WALMART BOE	H	07/20/2023	08/09/2023	R	\$10.98
							23-24		35318		\$10.98
VISA	000 VISA	50	0000000000	AUGVISA	TRUST	CC A WISNER J MILLS WALMART BOE	H	07/18/2023	08/09/2023	R	\$86.33
							23-24		35318		\$86.33

VEN-KEY	VENDOR NAME	INVOICE #	PO NUMBER	BATCH	BANK	DESCRIPTION	LQ	S	INV DATE	DUE DATE	C	NET AMOUNT
<u>ACH VOID DOWNLOAD</u>		<u>DISCOUNT DESCRIPTION</u>		<u>DISC AMT</u>		<u>ADJUSTMENT DESCRIPTION</u>	<u>FY</u>		<u>ADJ AMT</u>	<u>CHECK NBR</u>		<u>INVOICE AMOUNT</u>
VISA	000 VISA	51	0000000000	AUGVISA	TRUST	CC A WISNER DOLLAR TREE BOE	H		07/17/2023	08/09/2023	R	\$6.25
										23-24	35318	\$6.25
VISA	000 VISA	52	0000000000	AUGVISA	TRUST	CC A WISNER RING CENTRAL	H		07/03/2023	08/09/2023	R	\$43.42
										23-24	35318	\$43.42
VISA	000 VISA	53	3002400010	AUGVISA	TRUST	CC R RUSK A JULIAN ETSY	H		07/10/2023	08/09/2023	R	\$76.17
										23-24	35318	\$76.17
VISA	000 VISA	54	3002400012	AUGVISA	TRUST	CC R RUSK A JULIAN TEE SHIRT PALACE	H		07/10/2023	08/09/2023	R	\$32.18
										23-24	35318	\$32.18
VISA	000 VISA	55	3002400013	AUGVISA	TRUST	CC R RUSK A JULIAN BOOK OUTLET	H		07/10/2023	08/09/2023	R	\$522.49
										23-24	35318	117 \$522.49
VISA	000 VISA	56	3002400027	AUGVISA	TRUST	CC R RUSK A JULIAN SIGNS.COM	H		07/20/2023	08/09/2023	R	\$46.11
										23-24	35318	\$46.11
VISA	000 VISA	57	3002400028	AUGVISA	TRUST	CC R KMAN C JONES SCAFFOLD EXPRESS 15' Rolling Camera Platform Tower	H		07/24/2023	08/09/2023	R	\$2,577.51
										23-24	35318	\$2,577.51
VISA	000 VISA	58	1002400187	AUGVISA	TRUST	CC M HAHN M SIMPSON WEEBLY RCES Library Site annual renewal on Mrs. Hahn's district credit card.	H		07/05/2023	08/09/2023	R	\$19.95
										23-24	35318	\$19.95
<b>NUMBER OF INVOICES: 59</b>											<b>\$21,924.69</b>	
VISTA LE000	VISTA LEARNING, NFP	VL123-1554	9002400031	AUGPP	TRUST	Evaluwise Licenses 125 for 2 years	H		08/22/2023	08/22/2023	R	\$5,877.50
										23-24	35442	\$5,877.50

<u>VEN-KEY</u>	<u>VENDOR NAME</u>	<u>INVOICE #</u>	<u>PO NUMBER</u>	<u>BATCH</u>	<u>BANK</u>	<u>DESCRIPTION</u>	<u>LQ</u>	<u>S</u>	<u>INV DATE</u>	<u>DUE DATE</u>	<u>C</u>	<u>NET AMOUNT</u>
<u>ACH VOID DOWNLOAD</u>		<u>DISCOUNT DESCRIPTION</u>			<u>DISC AMT</u>	<u>ADJUSTMENT DESCRIPTION</u>	<u>FY</u>		<u>ADJ AMT</u>	<u>CHECK NBR</u>		<u>INVOICE AMOUNT</u>
						<b>NUMBER OF INVOICES: 1</b>						<b>\$5,877.50</b>
VOSS LIG000	VOSS LIGHTING	712443F	0000000000	AUGPP	TRUST	HS SUPPLIES	H		08/28/2023	08/31/2023	R	\$146.63
							23-24			35507		\$146.63
						<b>NUMBER OF INVOICES: 1</b>						<b>\$146.63</b>
W. JAMES000	W. JAMES TAYLOR, INC	226EX58.400	0000000000	AUGPP	TRUST	MS REROOF 2023	H		08/17/2023	08/17/2023	R	\$350,455.50
							23-24			35388		\$350,455.50
						<b>NUMBER OF INVOICES: 1</b>						<b>\$350,455.50</b>
WABASH C003	WABASH COMMUNICATIONS	080123	9002400021	AUGPP	TRUST	INTERNET SERVICE	H		08/01/2023	08/07/2023	R	\$1,360.00
							23-24			35261		\$1,360.00
												<b>118</b>
						<b>NUMBER OF INVOICES: 1</b>						<b>\$1,360.00</b>
WALL CHE000	WALL, CHERYL	080423	6002400006	AUGPP	TRUST	\$100 for scrubs for Cheryl Wall; she will turn in a receipt for reimbursement.	H		08/04/2023	08/21/2023	R	\$100.00
							23-24			35410		\$100.00
						<b>NUMBER OF INVOICES: 1</b>						<b>\$100.00</b>
WEITKELI001	WEITKAMP, ELIZA	072723	0000000000	AUGPP	TRUST	TUTORING 7/11-7/27	H		07/27/2023	08/02/2023	R	\$39.00
							23-24			35242		\$39.00
						<b>NUMBER OF INVOICES: 1</b>						<b>\$39.00</b>
WRIGHCIA001	WRIGHT, CIANNA	072723	0000000000	AUGPP	TRUST	TUTORING 7/11-7/27	H		07/27/2023	08/02/2023	R	\$156.00
							23-24			35243		\$156.00
						<b>NUMBER OF INVOICES: 1</b>						<b>\$156.00</b>

<u>VEN-KEY</u>	<u>VENDOR NAME</u>	<u>INVOICE #</u>	<u>PO NUMBER</u>	<u>BATCH</u>	<u>BANK</u>	<u>DESCRIPTION</u>	<u>LQ S</u>	<u>INV DATE</u>	<u>DUE DATE</u>	<u>C</u>	<u>NET AMOUNT</u>	
	<u>ACH VOID DOWNLOAD</u>	<u>DISCOUNT DESCRIPTION</u>			<u>DISC AMT</u>	<u>ADJUSTMENT DESCRIPTION</u>	<u>FY</u>		<u>ADJ AMT</u>	<u>CHECK NBR</u>	<u>INVOICE AMOUNT</u>	
						<b>TOTAL NUMBER OF HISTORY INVOICES:</b>					<b>502</b>	<b>\$1,146,879.22</b>
											499 COMPUTER CHECK INVOICES	\$1,138,847.11
											3 WIRE TRAN CHECK INVOICES	\$8,032.11
						<b>TOTAL INVOICES:</b>					<b>502</b>	<b>\$1,146,879.22</b>
						<b>BANK TOTALS:</b>	<b>BANK</b>	<b>BANK ACCOUNT #</b>			<b>INVOICE AMOUNT</b>	<b>NET AMOUNT</b>
						TRUST	**A010 1120 0000 00 000000				\$1,146,891.29	\$1,146,879.22

**LIQUIDATION STATUS (LQ) CODE LEGEND:**  
 L = LIQUIDATION PENDING C = CLOSED PO/NOT RECEIVING  
 P = PARTIAL LIQUIDATION F = FULL LIQUIDATION  
 BLANK = NO LIQUIDATION

\*\*\*\*\* End of report \*\*\*\*\*

## Richland County Community Unit #1

### Payroll August 2023

NAME	GROSS
ADAMS, JORDAN	\$ 3,717.48
ADKINS, SHANNA D	\$ 3,115.22
AHMAD, ATALLAH	\$ 5,482.10
ALEXANDER, MARGO D	\$ 4,944.42
ALLEN, LORI	\$ 5,582.60
ANDERSON, ERIN	\$ 1,725.50
ANDERSON, TENA LIN	\$ 1,827.00
ANGLE, DAVID R	\$ 1,981.24
ANGLE, PAYTON R	\$ 1,215.00
ATKINS, RICHARD MILTON	\$ 3,013.40
BAKER, HEATHER J	\$ 1,462.64
BALTZELL, BRIAUNA	\$ 2,052.88
BARE, GENNIE L	\$ 2,648.11
BAYLES, BROOKE M	\$ 60.00
BERGER, CHRISTY	\$ 4,944.40
BERRY, NATALIE	\$ 2,717.00
BETTIS, JULIE A	\$ 6,800.46
BILLINGTON, LISA	\$ 8,482.66
BLACKFORD, EMILY A	\$ 2,830.86
BLANK, HOLLY H	\$ 4,871.60
BOOSE, HEATHER ANDREA	\$ 3,375.26
BORAH, CHRISTINE M	\$ 681.20
BORAH, TAYLOR G	\$ 3,050.92
BRIAN, LARRY P	\$ 104.00
BRINKLEY, AMANDA KATHLEEN	\$ 1,827.00
BRINKLEY, MADILYN KATHLEEN	\$ 432.00
BROWN, ANGEL L	\$ 2,328.42
BROWN, JOSHUA	\$ 3,110.92
BROWN, SHERYE	\$ 3,558.54
BUNTING, GENA	\$ 2,328.42
BUNTING, KALEE C	\$ 1,725.50
BURGENER, CHARISSA	\$ 5,361.98
BURGENER, MICHELLE L	\$ 4,241.14
BURRIS, MICHELLE CATHERINE	\$ 3,170.46
CARMODY, LUKAS D	\$ 225.00
CLINE, APRIL G	\$ 1,359.08
CLODFELTER, JULIE D	\$ 5,476.40
COATS, MARCELLA M	\$ 2,497.76
COLWELL, HEATHER M	\$ 5,263.20
COMBS, ERIC W	\$ 5,070.30
CONN, ANNETTE GRACE	\$ 1,827.00
COOLEY, TONYA L	\$ 62.40
COWMAN, MICHELLE L	\$ 185.00
CRANE, RICKY ALAN	\$ 1,360.94
CRANE, SARAH E	\$ 335.00
CUMMINS, BRYAN	\$ 6,482.76

## Richland County Community Unit #1

### Payroll August 2023

NAME	GROSS
CUMMINS, DARLA J	\$ 185.00
CUMMINS, GARY B	\$ 1,290.66
CUMMINS, LISA M	\$ 1,624.00
DASCH, BREANNA L	\$ 2,913.34
DEHNER, MARCHELE M	\$ 3,527.00
DEIMEL, MACI JEAN	\$ 1,638.00
DEIMEL, NANCY J	\$ 335.26
DEMEYER, NANCY L	\$ 2,131.50
DENTON, MACKENZIE T	\$ 4,319.16
DENTON, RYAN D	\$ 4,988.68
DOAN, LONNIE	\$ 4,978.26
DOBBS, TRACY L	\$ 5,991.38
DOLL, GWYNE M	\$ 4,871.62
DORIS, SHAWNA MARIE	\$ 2,030.00
DUENAS, VERNON ANTHONY	\$ 5,139.84
DUNAHEE, BRENDA	\$ 23.40
DUNN, MARTIN	\$ 5,402.08
DUNN, MELISSA A	\$ 7,020.22
EAGLESON, DENYSE L	\$ 6,111.90
EAGLESON, MADISON J	\$ 60.00
EDWARDS, CRYSTLE L	\$ 10,339.34
EDWARDS, GRANT A	\$ 3,233.38
ELLISON, DEBORAH E	\$ 157.50
ERWIN, MELISSA D	\$ 6,398.40
FANCHER, JENNIFER	\$ 2,580.00
FEHRENBACHER, KATHERINE NICOLE	\$ 3,852.42
FIELD, BRIDGETT L	\$ 1,867.60
FLANAGAN, KRISTIN D	\$ 5,656.42
FLANAGAN, ROBERT W	\$ 6,340.50
FLEMING, JULIE L	\$ 5,153.24
FLITTNER, ERICA L	\$ 60.00
FOERSTER, RACHEL	\$ 3,465.42
FORD, JOYCE E	\$ 5,834.50
FOX, ABIGAIL	\$ 1,105.00
FOX, JASON E	\$ 15,305.40
FOX, MINDY K	\$ 4,176.64
FRANKLIN, ERIN	\$ 4,338.58
FRITCHLEY, JENNIFER M	\$ 5,110.86
FRYE, RACHEL A	\$ 185.00
GARDNER, KELSEY LYNN	\$ 3,244.26
GASSMANN-KOCHER, SADIE	\$ 3,600.26
GERBER, ANTHONY A	\$ 3,117.14
GILREATH, KRISTI ANN	\$ 3,230.46
GINDER, AMANDA N	\$ 4,509.42
GINDER, CLARISSA	\$ 2,840.00
GINDER, NANCY L	\$ 2,995.82

## Richland County Community Unit #1

### Payroll August 2023

NAME	GROSS
GINDER, SHANNA M	\$ 1,624.00
GIVENS, JASON ROBERT	\$ 4,011.24
GIVENS, KEARSTEN BRIANNA	\$ 3,735.64
GOODRUM, BETHANY NICOLE	\$ 2,327.86
GOSNELL, TORI DAWN	\$ 1,827.00
GRAVES, CLAIRE BERNADETTE	\$ 3,828.58
GRAVES, MEGAN N	\$ 3,773.02
GRAY, DEBORAH L	\$ 4,262.06
GRAY, SHERI	\$ 4,993.82
GREEN, CRYSTAL	\$ 2,090.00
GREENWOOD, JILL R	\$ 5,750.58
GROVE, BRANDIS J	\$ 4,585.90
GROVES, MICHAEL W	\$ 2,030.00
GROVE, MONICA NOEL	\$ 4,013.68
GROVE, TIFFANY	\$ 4,150.16
GRUNDON, CINDY C	\$ 7,138.20
HAGAN, MEGAN ANDREA	\$ 3,290.46
HAHN, MARGARET A	\$ 7,937.10
HAHN, SCOTT P	\$ 3,250.52
HAHN, SETH P	\$ 810.00
HARDY, ERIN T	\$ 4,404.00
HARNESS, ALEXANDER MICHAEL	\$ 2,280.00
HARNESS, ALLISON R	\$ 1,650.75
HART, JOSY S	\$ 185.00
HARTING, KRISTY	\$ 2,608.70
HENDRICKSON, BRENDA	\$ 5,439.38
HENRY, TAYLOR MARIE	\$ 2,431.00
HENTON, JENNA LEE	\$ 3,560.66
HIGGINBOTHAM, SARAH A	\$ 2,106.66
HINCKLEY, JESSICA K	\$ 4,296.70
HOLDRIETH, ABIGAIL RUTH	\$ 3,773.54
HOPKINS, SHAUN R	\$ 1,088.00
HOUCHIN, AMANDA N	\$ 5,206.68
HOUCHIN, DARRELL W	\$ 8,146.70
HOUGH, SAUNDRA	\$ 185.00
HOUGH, SHANNON L	\$ 6,027.08
HOUT, JODY K	\$ 5,040.80
HOWARD, ALLISON MAY	\$ 1,666.00
HUFFMAN, RICKY S	\$ 3,218.80
INYART, BRENT A	\$ 7,008.12
JARED, KALEI	\$ 3,247.42
JENNETTE, CHRISTOPHER W	\$ 1,524.66
JENSEN, HANNAH M	\$ 185.00
JOHNSON, DARLA	\$ 2,864.34
JONES, CHRISTOPHER NEIL	\$ 5,182.76
JONES, DAVID TALBOTT	\$ 4,301.38

## Richland County Community Unit #1

### Payroll August 2023

NAME	GROSS
JONES, EMILY K	\$ 1,928.64
JULIAN, AMY L	\$ 5,415.68
JURASIK, ADAM	\$ 1,326.00
JURGILANIS, KRISTEN L	\$ 7,481.04
KERR, JENNIFER J	\$ 3,998.10
KESSLER, KRISTI E	\$ 185.00
KIMMELL, BLAIZE	\$ 3,110.42
KING, MELINDA D	\$ 5,879.80
KINKADE, HAYDEN WARREN	\$ 4,272.76
KINKADE, RACHEL LYNN	\$ 3,480.68
KIRBY II, ROBERT R	\$ 5,842.20
KLINGLER, MICHELLE LYNN	\$ 6,413.30
KMAN, RITA	\$ 4,784.70
KOCHER, BECKY S	\$ 2,924.48
KOCHER, BETH A	\$ 185.00
KOCHER, BRITTANIA J	\$ 4,405.66
KOCHER, BRITNY N	\$ 1,509.34
KOCHER, HANNAH LYNN	\$ 2,534.14
KOCHER, LORI L	\$ 105.00
KUENSTLER, BRIANNE	\$ 1,096.98
KUHLIG, JANET L	\$ 547.00
KUHN, ASHLEY E	\$ 4,319.18
LATHROP, BOBBIE J	\$ 5,319.42
LATHROP, DEE A	\$ 1,912.00
LATHROP, JENNIFER L	\$ 5,162.16
LAUGHLIN, REX IAN	\$ 3,630.60
LEAF, BRITTANY D	\$ 3,539.02
LEAF, JESSICA	\$ 1,511.84
LECRONE, CHAD E	\$ 11,771.32
LEE, DAVID W	\$ 25.00
LEWIS, LACIE J	\$ 1,362.66
LOBACZ, VICKI	\$ 26.25
LUTZ, BRANDI L	\$ 3,534.54
LYNN, GINA L	\$ 4,236.58
MANN, SHELLEY A	\$ 4,666.06
MARRIOTT, THERESA	\$ 4,338.56
MCDONALD, JIMETTA L	\$ 1,700.96
MCDONALD, JOBETH	\$ 1,725.50
MCKINNEY, SARAH J	\$ 3,262.90
MCVAIGH, VALERIE	\$ 185.00
MCVICKER, AMY M	\$ 5,865.68
MEADOWS, TREVA L.	\$ 1,319.26
MEERS, BETTY L	\$ 1,716.00
MEHAFFEY, PATRICK	\$ 315.00
MEHL, TRACY	\$ 3,828.58
MEREDITH, MATTHEW V	\$ 3,110.42

## Richland County Community Unit #1

### Payroll August 2023

NAME	GROSS
MICHELS, CHELSEY	\$ 185.00
MILBURN, TARA	\$ 3,325.14
MILBURN, TRINITY G	\$ 203.28
MILLER, JACOB EMERY	\$ 2,817.36
MILLS, JAMI	\$ 3,480.54
MITCHELL, BRANDI G	\$ 1,290.66
MITCHELL, CALLY JO	\$ 185.00
MITCHELL, CASSIE	\$ 4,461.62
MITCHELL, MELISSA M	\$ 5,649.10
MORGAN, GINA E	\$ 1,716.00
MOSBEY, DEVEN L	\$ 4,582.84
MUHS, MADISON R	\$ 144.00
MURPHY, DAVID P	\$ 3,131.96
MUSIC, MATTHEW J	\$ 7,066.56
NEALIS, BRADLY C	\$ 5,717.40
NOLL, ISABELLA MARIE	\$ 3,380.92
OBRIEN, HOLLY MARIE	\$ 4,116.74
OCHS, AMBER L	\$ 5,540.88
OCHS, CURTIS STEPHEN	\$ 720.00
OCHS, KIMBERLY	\$ 1,725.50
OCONNOR, SHEREE S	\$ 2,713.50
OVERTON, MARTY DALE	\$ 6,501.37
PAGE, ISAAC WILLIAM	\$ 1,620.00
PAGE, KENDRA J	\$ 5,139.10
PAGE, RALPH ROBERT	\$ 32.23
PAGE, WILLIAM D	\$ 5,824.20
PAMPE, JANICE R	\$ 810.00
PAMPE, LISA K	\$ 5,934.88
PATTERSON, BRENDA	\$ 23.40
PFOFF, VANESSA	\$ 2,139.16
PHELPS, WILLIAM	\$ 480.25
PHILLIPS, ROBERT L	\$ 422.23
PIXLEY, SUE BERBERICH	\$ 3,630.08
POWELL, MATTHEW M	\$ 4,666.06
POWELL, MICHELLE	\$ 5,139.10
PUCKETT, CHELSEA J	\$ 4,017.86
PUCKETT, TERRY EUGENE	\$ 6,448.40
RANGE, KIMBERLY	\$ 1,457.75
REDMAN, AMANDA L	\$ 4,549.28
REDMAN, JUDITH	\$ 2,777.04
REEDY, JESSICA ANNE	\$ 1,439.20
REEVES, HANNAH LYNN	\$ 2,227.00
REEVES, RANDY K	\$ 5,430.60
REID, MEGAN S	\$ 1,725.50
REYNOLDS, BOBBY	\$ 3,981.12
REYNOLDS, MICHELE L	\$ 3,072.44

## Richland County Community Unit #1

### Payroll August 2023

NAME	GROSS
RIDGELY, LINDSAY ANN	\$ 4,255.58
RIDGELY, SUZANNA M	\$ 60.00
ROARK, RYAN K	\$ 6,213.54
RODGERS, KACIE N	\$ 6,413.30
RODGERS, STEVEN D	\$ 3,265.60
RODGERS, STEPHAN R	\$ 1,377.60
RODGERS, TRACEY L	\$ 5,500.00
ROUTIEN, MARISSA BROOKE	\$ 3,110.42
RUBENACKER, LORI A	\$ 5,262.82
RUDE, DONNA	\$ 1,725.50
RUSK, AMY L	\$ 4,655.66
RUSK, EMILY	\$ 5,695.06
RUSK, JULIE	\$ 2,328.42
RUSK, RYLAN A	\$ 6,413.30
RYDEN, JEFFREY ROBERT	\$ 4,341.98
SCHANDA, STACEY L M	\$ 2,056.00
SCHIMMELPFENNING, AMY LAVINA	\$ 5,199.80
SCHMUCKER, JULIE R	\$ 2,328.42
SEALS, MARLA LOUISE	\$ 4,319.18
SEATON, MEGAN NICOLE	\$ 3,170.42
SEILER, ANITA J	\$ 3,750.58
SHAN, BRIDGITTE M	\$ 1,419.00
SHAWVER, ALEXIS B	\$ 4,136.06
SHEWMAKE, ANGELINA COLLEEN	\$ 1,679.74
SHILLING, LISA A	\$ 1,827.00
SHOEMAKER, KRISTIE L	\$ 4,094.32
SHORT, STEFANIE	\$ 1,725.50
SIDERS, AMY G	\$ 1,399.28
SIMPSON, MICHELLE L	\$ 7,348.30
SLANKARD, SHERRY L	\$ 60.00
SMITH, JASON T	\$ 5,485.44
SMITH, MELINDA	\$ 5,571.64
SPARKS, ELIZABETH K	\$ 3,696.62
STALLARD, AMANDA MICHELLE	\$ 1,624.00
STALLARD, BRENDA LEA	\$ 5,897.20
STALLARD, KYE	\$ 185.00
STEBER, COLBY N	\$ 1,426.00
STEBER, DELANEY R	\$ 60.00
STEBER, ETHAN P	\$ 1,418.25
STEBER, MARK	\$ 8,709.82
STEBER, RICKIE L	\$ 3,247.42
STEPHENS, CAMILLE A	\$ 5,210.50
STERCHI, SAMUEL D	\$ 185.00
STEVENS, AMY J	\$ 4,434.00
STEVENSON, JENNY L	\$ 3,465.40
STUBBE, MACKENZIE M	\$ 60.00

## Richland County Community Unit #1

### Payroll August 2023

NAME	GROSS
SUMMERS, ALLYSON	\$ 22.10
SWINSON, DONNA S	\$ 2,609.28
TABB, JULIE ANN	\$ 1,300.96
TAHTINEN, TIMOTHY A	\$ 4,524.00
TAIT, HEATHER E	\$ 5,262.82
TAYLOR, CHAD E	\$ 4,966.56
TEDFORD, JENNIFER JILL	\$ 7,901.68
TENNIS, MEGAN M	\$ 3,680.66
THOMAS, ANDREA R	\$ 3,466.66
THOMPSON, JEFFREY P	\$ 7,973.34
THRASHER, NATASHA J	\$ 1,433.08
THUFTEDAL, TASHA S	\$ 5,105.32
TOMLIN, LINDSEY JAMES	\$ 2,480.28
TRAVIS, CHRISTY	\$ 1,236.75
TROUT, SAMANTHA NICOLE	\$ 3,590.92
TYLER, JAMIE L	\$ 5,493.04
UTLEY, REGINA	\$ 2,609.28
VAAL, JAMES D	\$ 8,474.38
VANDYKE, JAMIE L	\$ 6,692.02
VANDYKE, JESSICA P	\$ 8,425.78
VANGUNDY, EMILI VANESSA	\$ 3,788.14
VANMATRE, CHRISTINA A	\$ 5,707.00
VOGT, JACKIE L	\$ 4,403.42
VOLK, AIMEE KRISTINA	\$ 3,343.72
VOLK, KARLA J	\$ 2,214.46
VOLK, PAULINE	\$ 2,245.18
WALDHOFF, ROY R	\$ 7,289.64
WALKER, CONNOR J	\$ 3,107.26
WALKER, KATHI DEE	\$ 7,122.88
WALL, CHERYL	\$ 4,236.58
WASHBURN, BRENDA J	\$ 6,621.80
WEESNER, LELA	\$ 3,104.40
WEIDNER, JENNIFER L	\$ 4,689.42
WEIDNER, KERRIE L	\$ 4,338.56
WEITKAMP, LORI L	\$ 4,584.00
WEITKAMP, WARREN D	\$ 6,196.82
WELLS, EMILY R	\$ 120.00
WELLS, KACI MARIE	\$ 4,687.00
WELLS JR, ROBERT PAUL	\$ 3,360.26
WEST, PAULA J	\$ 6,175.44
WESTALL, LORI A	\$ 5,882.16
WHEELER, HEATHER L	\$ 4,476.58
WHEELER, KLAYTON E	\$ 5,868.54
WHITAKER-MITCHELL, DONNA	\$ 1,620.66
WHITE, BRANDY	\$ 1,725.50
WHITTLER, JULIA R	\$ 3,299.70

# Richland County Community Unit #1

## Payroll August 2023

NAME	GROSS
WHITTNER, SARAH E	\$ 4,916.58
WIBBENMEYER, AMBER R	\$ 60.00
WILLIAMS, ASHLEY J	\$ 185.00
WILLIAMS, MIRANDA J	\$ 2,012.34
WILLIAMS, SCOTT ERIC	\$ 3,500.64
WILSON, RACHEL LEE	\$ 1,559.04
WINGERT, JOE DOUGLAS	\$ 1,290.66
WINTERS, SHANNON L	\$ 6,498.30
WISNER, ANGELA M	\$ 4,610.66
WOODS, JILLIAN M	\$ 4,100.42
WORKMAN, CLARE ADELL	\$ 3,650.92
WRIGHT, JASMINE MARIE	\$ 1,624.00
WRIGHT, JESSICA M	\$ 3,110.92
YOUNG, JANA E	\$ 3,740.72
ZUBER, CONNER D	\$ 185.00
<b>TOTAL MONTHLY GROSS</b>	<b>\$ 1,153,017.54</b>

DISTRICT PAYROLL  
RICHLAND COUNTY COMMUNITY UNIT DISTRICT NO. 1  
SEPT 21, 2023

The district payroll for the month of Sept 2023, for personnel on regular employment status, is the same as the payroll for the month of Aug 2023.

ADDITIONS:

Grace Walker – RCES Art Teacher  
Delaney Steber – RCES Fifth Grade Teacher  
Emily Wells – RCES Kindergarten Teacher  
Lukas Carmody – RCHS PE, Health & Driver’s Ed Teacher  
Courtney Roth – RCHS PE & Health Teacher  
Alicia Henning – Special Ed Teacher  
Collin Klingler - RCMS Health Teacher  
Brooke Bayles - RCES Special Education  
Leia Meredith – RCES Music Teacher  
Mackenzie Stubbe – RCES Fifth Grade Teacher  
Erica Flittner – RCES Fourth Grade Teacher  
Sherry Slankard – RCHS Counselor  
Laura Holder – RCMS Counselor  
Michelle Bridges – RCES Math Interventionist  
Kristi Nosek – RCES Teacher Assistant  
Christy Cantrell – RCES Paraprofessional  
Tyler Hahn – RCELC Paraprofessional  
Sheree O’Connor – RCELC Custodian  
Logan Kauble – RCMS Teacher Assistant  
Heather Anderson – RCES Paraprofessional  
Yuliia Avdusenko – RCES Paraprofessional  
Courtney McDaniel- RCES Paraprofessional  
Amelia McPheron - RCELC Paraprofessional  
Rebecca Lomas – RCES Food Service Staff Member  
Amber Berkshire - RCMS Food Service Staff Member  
Rita Kay Burgin – RCES Part Time Food Service Staff Member  
Korina Barnes – RCES Food Staff Member  
Mickey Haynes – RCHS JROTC – Rehire  
Parker Brinkley - RCES Para Supervision Aide  
Courtney Cordell – RCES Para Supervision Aide

## DELETIONS:

Tracy Dobbs – RCES Fifth Grade Teacher- Retired  
Denyse Eagleson – RCHS Librarian- Retired  
Shannon Hough – RCMS Health & Government-Retired  
Brenda Washburn – RCES Computers-Retired  
Shannon Winters – RCHS PE, Health Occupation & JILG-Retired  
Jessica Leaf – Bus Driver- Retired  
Sarah Whittler – RCMS Special Education  
Hannah Reeves – RCES Paraprofessional  
Natalie Shryock – Part time RCES Paraprofessional  
Pamela Murray – Part time Special Education Teacher  
Payton Angle – Bus Driver  
Jessica Roth – RCMS Food  
Julia Camerillo – RCMS Paraprofessional  
Whitaker – Mitchell – Food  
Lisa Cummins – RCES Paraprofessional  
Savannah Smith – RCES Paraprofessional

## CHANGES:

Madison Eagleson – RCES LOA as TA to Third Grade Teacher  
Amber Wibbenmeyer – RCES TA doing long term sub to Fifth Grade Teacher  
Bridgitte Shan – RCES TA to Teacher  
Dakotah Brown – RCMS TA to RCHS Business Teacher  
Kimberly Ochs – RCES Para to Teacher Assistant

RICHLAND COUNTY COMMUNITY UNIT #1  
COMPARISON OF FUNDS

Comparison of Funds for August		
FUND	August, 2022	August, 2023
Education	\$ 17,655,610.00	\$ 21,788,583.53
Building and Grounds	\$ 3,592,508.61	\$ 3,553,418.01
Bond and Interest	\$ 1,916,032.11	\$ 1,662,273.82
Transportation	\$ 1,486,745.88	\$ 1,756,488.94
IMRF/Social Security	\$ 1,251,683.27	\$ 963,368.95
Capital Projects	\$ 392,262.91	\$ 592,894.59
Working Cash	\$ 944,014.87	\$ 1,100,138.73
Tort Fund	\$ 797,413.61	\$ 573,349.23
Life Safety	\$ 155,235.94	\$ 146,657.56
Total Cash	28,191,507.20	32,137,173.36
Assets	\$ 134,938.89	\$ 672,276.11
Total Cash and Assets	28,326,446.09	32,809,449.47
<b>GRAND TOTAL</b>	<b>28,326,446.09</b>	<b>32,809,449.47</b>

Account Level					2023-24	August 2023-24	2023-24	2023-24	Encumbered	2023-24	
FDTLOC	FUNC	OBJ	SJ	Description	Budget	Monthly Activity	FYTD Activity	Batch Activity	Amount	Available Funds	
10R010	1110	0000	00	000000	Tax Levy Education	5,146,879.00	3,375,214.46	3,375,214.52	0.00	0.00	1,771,664.48
10R---	1110	0---	--	-----		5,146,879.00	3,375,214.46	3,375,214.52	0.00	0.00	1,771,664.48
10R010	1140	0000	00	000000	Sp Ed Levy	111,889.00	73,172.79	73,172.79	0.00	0.00	38,716.21
10R---	1140	0---	--	-----		111,889.00	73,172.79	73,172.79	0.00	0.00	38,716.21
10R010	1210	0000	00	000000	Mobile Home Tax	29,000.00	0.00	0.00	0.00	0.00	29,000.00
10R---	1210	0---	--	-----		29,000.00	0.00	0.00	0.00	0.00	29,000.00
10R010	1220	0000	00	000000	Local Housing Aut Tax	14,500.00	0.00	0.00	0.00	0.00	14,500.00
10R---	1220	0---	--	-----		14,500.00	0.00	0.00	0.00	0.00	14,500.00
10R010	1230	0000	00	000000	Corp Pers Prop Tax	1,400,000.00	52,054.19	374,917.86	0.00	0.00	1,025,082.14
10R---	1230	0---	--	-----		1,400,000.00	52,054.19	374,917.86	0.00	0.00	1,025,082.14
10R010	1311	0000	00	000000	Jump Start Tuition	0.00	0.00	0.00	0.00	0.00	0.00
10R---	1311	0---	--	-----		0.00	0.00	0.00	0.00	0.00	0.00
10R010	1510	0000	00	000000	Earnings on Investments	600,000.00	123,065.88	146,956.50	0.00	0.00	453,043.50
10R---	1510	0---	--	-----		600,000.00	123,065.88	146,956.50	0.00	0.00	453,043.50
10R010	1611	0000	00	000000	Sales to Pupils Lunch	4,700.00	0.00	0.00	0.00	0.00	4,700.00
10R---	1611	0---	--	-----		4,700.00	0.00	0.00	0.00	0.00	4,700.00
10R010	1612	0000	00	000000	Sales to Pupils Bfast	250.00	0.00	0.00	0.00	0.00	250.00
10R---	1612	0---	--	-----		250.00	0.00	0.00	0.00	0.00	250.00
10R010	1613	0000	00	000000	Sales to Pupil Ala Carte	475.00	40.25	40.25	0.00	0.00	434.75
10R---	1613	0---	--	-----		475.00	40.25	40.25	0.00	0.00	434.75
10R010	1614	0000	00	000000	Sales to Pupil Vending	0.00	0.00	0.00	0.00	0.00	0.00
10R---	1614	0---	--	-----		0.00	0.00	0.00	0.00	0.00	0.00
10R010	1615	0000	00	000000	Bfst Lunch Debit Card	0.00	-47.91	31,782.01	0.00	0.00	-31,782.01
10R---	1615	0---	--	-----		0.00	-47.91	31,782.01	0.00	0.00	-31,782.01
10R010	1620	0000	00	000000	Sales to Adults	7,000.00	743.60	743.60	0.00	0.00	6,256.40
10R---	1620	0---	--	-----		7,000.00	743.60	743.60	0.00	0.00	6,256.40
10R010	1621	0000	00	000000	Summer Food Program	0.00	0.00	0.00	0.00	0.00	0.00
10R---	1621	0---	--	-----		0.00	0.00	0.00	0.00	0.00	0.00
10R010	1690	0000	00	000000	Other Food Sales	1,000.00	844.56	844.56	0.00	0.00	155.44
10R---	1690	0---	--	-----		1,000.00	844.56	844.56	0.00	0.00	155.44
10R010	1711	0000	00	000000	Athletic Admissions	60,000.00	3,106.00	3,106.00	0.00	0.00	56,894.00
10R---	1711	0---	--	-----		60,000.00	3,106.00	3,106.00	0.00	0.00	56,894.00
10R010	1720	0000	00	000000	Lab/Lock Fees	0.00	0.00	0.00	0.00	0.00	0.00
10R---	1720	0---	--	-----		0.00	0.00	0.00	0.00	0.00	0.00
10R010	1730	0000	00	000000	Pupil Book Sales	0.00	0.00	0.00	0.00	0.00	0.00
10R---	1730	0---	--	-----		0.00	0.00	0.00	0.00	0.00	0.00
10R010	1790	0000	00	000000	Other Pupil Fees	7,000.00	1,450.00	5,505.00	0.00	0.00	1,495.00
10R010	1790	0000	01	000000	Xtra Curr PE Fees	0.00	0.00	0.00	0.00	0.00	0.00
10R---	1790	0---	--	-----		7,000.00	1,450.00	5,505.00	0.00	0.00	1,495.00
10R999	1799	0000	00	000000	Student Activity Receipts	0.00	0.00	0.00	0.00	0.00	0.00

Account Level				2023-24	August 2023-24	2023-24	2023-24	Encumbered	2023-24	
FDTLOC	FUNC	OBJ	SJ	Description	Budget	Monthly Activity	FYTD Activity	Batch Activity	Amount	Available Funds
10R---	1799	0---	--	-----	0.00	0.00	0.00	0.00	0.00	0.00
10R010	1811	0000	00	000000	170,000.00	22,626.60	119,140.89	0.00	0.00	50,859.11
10R---	1811	0---	--	-----	170,000.00	22,626.60	119,140.89	0.00	0.00	50,859.11
10R010	1910	0000	00	000000	500.00	30,000.00	30,000.00	0.00	0.00	-29,500.00
10R---	1910	0---	--	-----	500.00	30,000.00	30,000.00	0.00	0.00	-29,500.00
10R010	1920	0000	00	000000	0.00	0.00	0.00	0.00	0.00	0.00
10R730	1920	0000	00	000000	0.00	0.00	0.00	0.00	0.00	0.00
10R---	1920	0---	--	-----	0.00	0.00	0.00	0.00	0.00	0.00
10R010	1940	0000	00	000000	0.00	0.00	0.00	0.00	0.00	0.00
10R---	1940	0---	--	-----	0.00	0.00	0.00	0.00	0.00	0.00
10R010	1950	0000	00	000000	4,500.00	51,278.58	57,600.79	0.00	0.00	-53,100.79
10R---	1950	0---	--	-----	4,500.00	51,278.58	57,600.79	0.00	0.00	-53,100.79
10R010	1970	0000	00	000000	14,500.00	5,312.50	12,826.60	0.00	0.00	1,673.40
10R---	1970	0---	--	-----	14,500.00	5,312.50	12,826.60	0.00	0.00	1,673.40
10R010	1980	0000	00	000000	0.00	0.00	0.00	0.00	0.00	0.00
10R---	1980	0---	--	-----	0.00	0.00	0.00	0.00	0.00	0.00
10R010	1992	0000	00	000000	0.00	0.00	0.00	0.00	0.00	0.00
10R---	1992	0---	--	-----	0.00	0.00	0.00	0.00	0.00	0.00
10R010	1999	0000	00	000000	500.00	21.00	51.87	0.00	0.00	448.13
10R010	1999	0000	01	000000	33,200.00	0.00	0.00	0.00	0.00	33,200.00
10R010	1999	0000	09	000000	10,000.00	0.00	0.00	0.00	0.00	10,000.00
10R030	1999	0000	00	000000	0.00	0.00	0.00	0.00	0.00	0.00
10R060	1999	0000	00	000000	0.00	0.00	0.00	0.00	0.00	0.00
10R130	1999	0000	00	130000	0.00	0.00	0.00	0.00	0.00	0.00
10R170	1999	0000	00	170000	0.00	0.00	0.00	0.00	0.00	0.00
10R230	1999	0000	00	230000	0.00	0.00	0.00	0.00	0.00	0.00
10R290	1999	0000	00	290000	0.00	0.00	0.00	0.00	0.00	0.00
10R670	1999	0000	00	670000	0.00	0.00	0.00	0.00	0.00	0.00
10R680	1999	0000	00	680000	10,000.00	1,500.00	1,500.00	0.00	0.00	8,500.00
10R690	1999	0000	00	690000	25,000.00	7,835.11	7,985.11	0.00	0.00	17,014.89
10R730	1999	0000	00	730000	10,000.00	0.00	0.00	0.00	0.00	10,000.00
10R880	1999	0000	00	880000	0.00	0.00	0.00	0.00	0.00	0.00
10R---	1999	0---	--	-----	88,700.00	9,356.11	9,536.98	0.00	0.00	79,163.02
10R---	1---	----	--	-----	7,660,893.00	3,748,217.61	4,241,388.35	0.00	0.00	3,419,504.65
10R110	2100	0000	00	110000	0.00	0.00	0.00	0.00	0.00	0.00
10R---	2100	0---	--	-----	0.00	0.00	0.00	0.00	0.00	0.00
10R810	2200	0000	00	810000	0.00	0.00	0.00	0.00	0.00	0.00
10R---	2200	0---	--	-----	0.00	0.00	0.00	0.00	0.00	0.00
10R---	2---	----	--	-----	0.00	0.00	0.00	0.00	0.00	0.00
10R010	3001	0000	00	000000	11,393,287.00	1,035,754.00	1,035,754.00	0.00	0.00	10,357,533.00

Account Level				2023-24	August 2023-24	2023-24	2023-24	Encumbered	2023-24	
FDTLOC	FUNC	OBJ	SJ	Description	Budget	Monthly Activity	FYTD Activity	Batch Activity	Amount	Available Funds
10R010	3001	0000	00	140000	EBF-Sp Ed Personnel	0.00	0.00	0.00	0.00	0.00
10R010	3001	0000	00	280000	EBF-Sp Ed Funding Children	0.00	0.00	0.00	0.00	0.00
10R010	3001	0000	00	550000	State Aide-Spec Ed Summner Sch	0.00	0.00	0.00	0.00	0.00
10R---	3001	0---	--	-----		11,393,287.00	1,035,754.00	1,035,754.00	0.00	10,357,533.00
10R010	3002	0000	00	000000	GSA Hold Harm	0.00	0.00	0.00	0.00	0.00
10R---	3002	0---	--	-----		0.00	0.00	0.00	0.00	0.00
10R010	3010	0000	00	000000	GSA Difference Incentive	0.00	0.00	0.00	0.00	0.00
10R---	3010	0---	--	-----		0.00	0.00	0.00	0.00	0.00
10R010	3015	0000	00	000000	Salary Diff for annex	0.00	0.00	0.00	0.00	0.00
10R---	3015	0---	--	-----		0.00	0.00	0.00	0.00	0.00
10R010	3020	0000	00	000000	Reorganization Inc Cert Sal	0.00	0.00	0.00	0.00	0.00
10R---	3020	0---	--	-----		0.00	0.00	0.00	0.00	0.00
10R260	3100	0000	00	260000	Sp Ed Priv Facility	0.00	0.00	0.00	0.00	0.00
10R---	3100	0---	--	-----		0.00	0.00	0.00	0.00	0.00
10R280	3105	0000	00	280000	Spec Ed Extraordinary	0.00	0.00	0.00	0.00	0.00
10R---	3105	0---	--	-----		0.00	0.00	0.00	0.00	0.00
10R140	3110	0000	00	140000	Sp Ed Personnel	0.00	0.00	0.00	0.00	0.00
10R---	3110	0---	--	-----		0.00	0.00	0.00	0.00	0.00
10R640	3120	0000	00	640000	Sp Ed Orphan	90,000.00	0.00	0.00	0.00	90,000.00
10R---	3120	0---	--	-----		90,000.00	0.00	0.00	0.00	90,000.00
10R010	3145	0000	00	000000	Sp Ed Summer Sch	0.00	0.00	0.00	0.00	0.00
10R---	3145	0---	--	-----		0.00	0.00	0.00	0.00	0.00
10R380	3200	0000	00	380000	Voc Ed Tech Prep	0.00	0.00	0.00	0.00	0.00
10R---	3200	0---	--	-----		0.00	0.00	0.00	0.00	0.00
10R780	3215	0000	00	780000	Voc Ed Formula	0.00	0.00	0.00	0.00	0.00
10R---	3215	0---	--	-----		0.00	0.00	0.00	0.00	0.00
10R820	3220	0000	00	820000	K12 Career Exploration Grant	0.00	0.00	0.00	0.00	0.00
10R---	3220	0---	--	-----		0.00	0.00	0.00	0.00	0.00
10R490	3235	0000	00	490000	Ag Inc 3 Circles	39,000.00	0.00	0.00	0.00	39,000.00
10R---	3235	0---	--	-----		39,000.00	0.00	0.00	0.00	39,000.00
10R490	3299	0000	00	490000	Voc Ed Ag Incent Grant	0.00	0.00	0.00	0.00	0.00
10R710	3299	0000	00	710000	Elementary Career Grant	0.00	0.00	0.00	0.00	0.00
10R780	3299	0000	00	780000	Voc Ed Formula	85,000.00	0.00	0.00	0.00	85,000.00
10R---	3299	0---	--	-----		85,000.00	0.00	0.00	0.00	85,000.00
10R350	3360	0000	00	350000	St Lunch/Bfast Reimb	5,000.00	0.00	0.00	0.00	5,000.00
10R---	3360	0---	--	-----		5,000.00	0.00	0.00	0.00	5,000.00
10R010	3365	0000	00	000000	Breakfast Incentive	0.00	0.00	0.00	0.00	0.00
10R---	3365	0---	--	-----		0.00	0.00	0.00	0.00	0.00
10R310	3370	0000	00	310000	Drivers Education Reimb	31,000.00	0.00	0.00	0.00	31,000.00
10R---	3370	0---	--	-----		31,000.00	0.00	0.00	0.00	31,000.00

Account Level				2023-24	August 2023-24	2023-24	2023-24	Encumbered	2023-24	
FDTLOC	FUNC	OBJ	SJ	Description	Budget	Monthly Activity	FYTD Activity	Batch Activity	Amount	Available Funds
10R550	3695	0000	00	550000	TAOEP	0.00	0.00	0.00	0.00	0.00
10R750	3695	0000	00	750000	TAOEP	0.00	0.00	0.00	0.00	0.00
10R---	3695	0---	--	-----	0.00	0.00	0.00	0.00	0.00	0.00
10R110	3705	0000	00	110000	Early Child Block Grant	0.00	20,420.00	40,420.00	0.00	-40,420.00
10R510	3705	0000	00	510000	ECE Block Grant-FY06	810,000.00	0.00	0.00	0.00	810,000.00
10R---	3705	0---	--	-----	810,000.00	20,420.00	40,420.00	0.00	0.00	769,580.00
10R570	3715	0000	00	570000	Reading Improvement	0.00	0.00	0.00	0.00	0.00
10R---	3715	0---	--	-----	0.00	0.00	0.00	0.00	0.00	0.00
10R790	3775	0000	00	790000	ADA Safety/Ed Block Gran	0.00	0.00	0.00	0.00	0.00
10R---	3775	0---	--	-----	0.00	0.00	0.00	0.00	0.00	0.00
10R240	3800	0000	00	240000	Sec of State Lib Grant	0.00	0.00	0.00	0.00	0.00
10R---	3800	0---	--	-----	0.00	0.00	0.00	0.00	0.00	0.00
10R010	3999	0000	00	000000	Other State	0.00	0.00	0.00	0.00	0.00
10R010	3999	0000	05	000000	National Bd Cert	0.00	0.00	0.00	0.00	0.00
10R060	3999	0000	00	000000	Fine Arts Grant	0.00	0.00	0.00	0.00	0.00
10R120	3999	0000	00	120000	Laptop Grant	0.00	0.00	0.00	0.00	0.00
10R240	3999	0000	00	240000	Library Grant	0.00	0.00	0.00	0.00	0.00
10R---	3999	0---	--	-----	0.00	0.00	0.00	0.00	0.00	0.00
10R---	3---	----	--	-----	12,453,287.00	1,056,174.00	1,076,174.00	0.00	0.00	11,377,113.00
10R190	4107	0000	00	190000	Title VI Rural Ed	0.00	0.00	0.00	0.00	0.00
10R---	4107	0---	--	-----	0.00	0.00	0.00	0.00	0.00	0.00
10R420	4210	0000	00	420000	Fed Lunch Prog Reimb	725,000.00	0.00	0.00	0.00	725,000.00
10R---	4210	0---	--	-----	725,000.00	0.00	0.00	0.00	0.00	725,000.00
10R420	4215	0000	00	420000	Fed Special Milk Program	0.00	0.00	0.00	0.00	0.00
10R---	4215	0---	--	-----	0.00	0.00	0.00	0.00	0.00	0.00
10R430	4220	0000	00	430000	Fed Bfast Prog Reimb	250,000.00	0.00	0.00	0.00	250,000.00
10R---	4220	0---	--	-----	250,000.00	0.00	0.00	0.00	0.00	250,000.00
10R460	4225	0000	00	460000	Fed Summer Food Program	0.00	0.00	0.00	0.00	0.00
10R---	4225	0---	--	-----	0.00	0.00	0.00	0.00	0.00	0.00
10R420	4250	0000	00	420000	Child Nutrition Commodity	0.00	0.00	0.00	0.00	0.00
10R---	4250	0---	--	-----	0.00	0.00	0.00	0.00	0.00	0.00
10R420	4299	0000	00	420000	Child Nutrition	0.00	0.00	0.00	0.00	0.00
10R440	4299	0000	00	440000	NSLP Equip Asst Grant	0.00	0.00	0.00	0.00	0.00
10R---	4299	0---	--	-----	0.00	0.00	0.00	0.00	0.00	0.00
10R100	4300	0000	00	100000	Title I Grant - Reading	150,000.00	73,573.00	73,573.00	0.00	76,427.00
10R270	4300	0000	00	270000	Title I School Imp& Acct	0.00	0.00	0.00	0.00	0.00
10R500	4300	0000	00	500000	Title I	650,000.00	0.00	0.00	0.00	650,000.00
10R---	4300	0---	--	-----	800,000.00	73,573.00	73,573.00	0.00	0.00	726,427.00
10R270	4331	0000	00	270000	Title I School Imp & Acctabili	0.00	0.00	0.00	0.00	0.00
10R---	4331	0---	--	-----	0.00	0.00	0.00	0.00	0.00	0.00

Account Level				2023-24	August 2023-24	2023-24	2023-24	Encumbered	2023-24	
FDTLOC	FUNC	OBJ	SJ	Description	Budget	Monthly Activity	FYTD Activity	Batch Activity	Amount	Available Funds
10R170	4400	0000	00	170000	Title IV Grant	14,000.00	0.00	0.00	0.00	14,000.00
10R570	4400	0000	00	570000	Title IV Grant	5,000.00	0.00	0.00	0.00	5,000.00
10R---	4400	0---	--	-----		19,000.00	0.00	0.00	0.00	19,000.00
10R070	4421	0000	00	000000	21st Century Comm Learning	315,000.00	0.00	0.00	0.00	315,000.00
10R470	4421	0000	00	470000	21st Century Grant	0.00	5,551.00	5,551.00	0.00	-5,551.00
10R---	4421	0---	--	-----		315,000.00	5,551.00	5,551.00	0.00	309,449.00
10R250	4490	0000	00	250000	Federal Library Grant	0.00	0.00	0.00	0.00	0.00
10R---	4490	0---	--	-----		0.00	0.00	0.00	0.00	0.00
10R150	4600	0000	00	150000	Sp Ed IDEA Pre School	36,153.00	1,358.00	1,358.00	0.00	34,795.00
10R344	4600	0000	00	344000	ARP IDEA Pre School	10,500.00	0.00	0.00	0.00	10,500.00
10R---	4600	0---	--	-----		46,653.00	1,358.00	1,358.00	0.00	45,295.00
10R150	4620	0000	00	150000	Sp Ed Flow thru SESE	640,368.00	0.00	0.00	0.00	640,368.00
10R344	4620	0000	00	344000	ARP IDEA Flow Thru SESE	100,000.00	52,363.00	52,363.00	0.00	47,637.00
10R---	4620	0---	--	-----		740,368.00	52,363.00	52,363.00	0.00	688,005.00
10R260	4625	0000	00	260000	Fed SpEd IDEA Rm/Board	0.00	0.00	0.00	0.00	0.00
10R---	4625	0---	--	-----		0.00	0.00	0.00	0.00	0.00
10R540	4770	0000	00	540000	Fed Voc Ed Tech Prep	0.00	0.00	0.00	0.00	0.00
10R---	4770	0---	--	-----		0.00	0.00	0.00	0.00	0.00
10R390	4799	0000	00	390000	V E Perkins T-IIC 2 Tutor	24,000.00	0.00	0.00	0.00	24,000.00
10R---	4799	0---	--	-----		24,000.00	0.00	0.00	0.00	24,000.00
10R090	4876	0000	00	000000	Cloud Grant ICCP	0.00	0.00	0.00	0.00	0.00
10R---	4876	0---	--	-----		0.00	0.00	0.00	0.00	0.00
10R160	4880	0000	00	160000	Education Jobs Fund	0.00	0.00	0.00	0.00	0.00
10R---	4880	0---	--	-----		0.00	0.00	0.00	0.00	0.00
10R180	4901	0000	00	180000	Race To The Top	0.00	0.00	0.00	0.00	0.00
10R180	4901	0000	01	180000	Race To The Top Induction	0.00	0.00	0.00	0.00	0.00
10R---	4901	0---	--	-----		0.00	0.00	0.00	0.00	0.00
10R010	4920	0000	00	000000	McKinney Homeless Grant	0.00	0.00	0.00	0.00	0.00
10R---	4920	0---	--	-----		0.00	0.00	0.00	0.00	0.00
10R330	4932	0000	00	330000	Title II Teacher Quality	35,000.00	1,707.00	1,707.00	0.00	33,293.00
10R530	4932	0000	00	530000	Title II	100,000.00	0.00	0.00	0.00	100,000.00
10R---	4932	0---	--	-----		135,000.00	1,707.00	1,707.00	0.00	133,293.00
10R920	4991	0000	00	920000	Medicaid Adm Outreach	50,000.00	17,627.97	17,627.97	0.00	32,372.03
10R---	4991	0---	--	-----		50,000.00	17,627.97	17,627.97	0.00	32,372.03
10R920	4992	0000	00	920000	Medicaid Fee For Service	40,000.00	0.00	4,932.49	0.00	35,067.51
10R---	4992	0---	--	-----		40,000.00	0.00	4,932.49	0.00	35,067.51
10R220	4998	0000	00	220000	FEMA GRANT	0.00	0.00	0.00	0.00	0.00
10R345	4998	0000	00	000000	ARP McKinney Vento	5,000.00	242.00	242.00	0.00	4,758.00
10R410	4998	0000	00	410000	JROTC Reimbursement	0.00	0.00	0.00	0.00	0.00
10R---	4998	0---	--	-----		5,000.00	242.00	242.00	0.00	4,758.00

Account Level				2023-24	August 2023-24	2023-24	2023-24	Encumbered	2023-24	
FDTLOC	FUNC	OBJ	SJ	Description	Budget	Monthly Activity	FYTD Activity	Batch Activity	Amount	Available Funds
10R250	4999	0000	00	250000	Federal Library Grant	0.00	0.00	0.00	0.00	0.00
10R340	4999	0000	00	340000	ESSER	0.00	0.00	0.00	0.00	0.00
10R342	4999	0000	00	000000	ESSER II	106,000.00	1,673.00	1,673.00	0.00	104,327.00
10R343	4999	0000	00	000000	ESSER III EDUCATION	666,682.00	0.00	0.00	0.00	666,682.00
10R370	4999	0000	00	370000	Digital Equity - ESSER	24,495.00	13,470.00	13,470.00	0.00	11,025.00
10R410	4999	0000	00	000000	JROTC	65,000.00	3,430.99	6,861.98	0.00	58,138.02
10R---	4999	0---	--	-----		862,177.00	18,573.99	22,004.98	0.00	840,172.02
10R---	4---	----	--	-----		4,012,198.00	170,995.96	179,359.44	0.00	3,832,838.56
10R010	7130	0000	00	000000	Transfer Among Funds	0.00	0.00	0.00	0.00	0.00
10R---	7130	0---	--	-----		0.00	0.00	0.00	0.00	0.00
10R010	7990	0000	00	000000	Other -WR Fund Balances	0.00	0.00	0.00	0.00	0.00
10R---	7990	0---	--	-----		0.00	0.00	0.00	0.00	0.00
10R---	7---	----	--	-----		0.00	0.00	0.00	0.00	0.00
1-R---	----	----	--	-----		24,126,378.00	4,975,387.57	5,496,921.79	0.00	18,629,456.21
20R010	1111	0000	00	000000	Building Levy	1,398,608.00	914,659.89	914,659.90	0.00	483,948.10
20R---	1111	0---	--	-----		1,398,608.00	914,659.89	914,659.90	0.00	483,948.10
20R010	1510	0000	00	000000	Earnings on Investments	130,000.00	22,223.87	29,182.48	0.00	100,817.52
20R---	1510	0---	--	-----		130,000.00	22,223.87	29,182.48	0.00	100,817.52
20R010	1999	0000	00	000000	Other Bldg Rev-Ins Reim etc	0.00	0.00	0.00	0.00	0.00
20R010	1999	0000	01	000000	Other Bldg Rev-erate	0.00	0.00	0.00	0.00	0.00
20R730	1999	0000	00	730000	JFF Programs Facility Improvem	0.00	0.00	0.00	0.00	0.00
20R---	1999	0---	--	-----		0.00	0.00	0.00	0.00	0.00
20R---	1---	----	--	-----		1,528,608.00	936,883.76	943,842.38	0.00	584,765.62
20R010	3925	0000	00	000000	St Maint Grant Bldg	0.00	0.00	0.00	0.00	0.00
20R---	3925	0---	--	-----		0.00	0.00	0.00	0.00	0.00
20R220	3999	0000	00	220000	IEMA Grant	0.00	0.00	0.00	0.00	0.00
20R---	3999	0---	--	-----		0.00	0.00	0.00	0.00	0.00
20R---	3---	----	--	-----		0.00	0.00	0.00	0.00	0.00
20R342	4999	0000	00	342000	ESSER II Building Revenue	100,000.00	0.00	0.00	0.00	100,000.00
20R---	4999	0---	--	-----		100,000.00	0.00	0.00	0.00	100,000.00
20R---	4---	----	--	-----		100,000.00	0.00	0.00	0.00	100,000.00
20R010	7320	0000	00	000000	SALE OF PROPERTY	0.00	0.00	0.00	0.00	0.00
20R---	7320	0---	--	-----		0.00	0.00	0.00	0.00	0.00
20R010	7990	0000	00	000000	Other-WR Fund Balance	0.00	0.00	0.00	0.00	0.00
20R---	7990	0---	--	-----		0.00	0.00	0.00	0.00	0.00
20R---	7---	----	--	-----		0.00	0.00	0.00	0.00	0.00
2-R---	----	----	--	-----		1,628,608.00	936,883.76	943,842.38	0.00	684,765.62
30R010	1112	0000	00	000000	Bond & Interest Levy	1,802,405.00	1,161,782.63	1,161,782.65	0.00	640,622.35
30R---	1112	0---	--	-----		1,802,405.00	1,161,782.63	1,161,782.65	0.00	640,622.35
30R010	1510	0000	00	000000	Earnings on Investments	7,500.00	1,449.86	2,071.70	0.00	5,428.30

Account Level				2023-24	August 2023-24	2023-24	2023-24	Encumbered	2023-24	
FDTLOC	FUNC	OBJ	SJ	Description	Budget	Monthly Activity	FYTD Activity	Batch Activity	Amount	Available Funds
30R---	1510	0---	----		7,500.00	1,449.86	2,071.70	0.00	0.00	5,428.30
30R010	1983	0000	00 000000	School Facility Occp Sales Tax	987,894.00	170,573.35	310,945.41	0.00	0.00	676,948.59
30R---	1983	0---	----		987,894.00	170,573.35	310,945.41	0.00	0.00	676,948.59
30R010	1999	0000	00 000000	Other Bond and Int Rev	0.00	0.00	0.00	0.00	0.00	0.00
30R---	1999	0---	----		0.00	0.00	0.00	0.00	0.00	0.00
30R---	1---	----	----		2,797,799.00	1,333,805.84	1,474,799.76	0.00	0.00	1,322,999.24
30R010	7990	0000	00 000000	Other-WR Fund Balance	0.00	0.00	0.00	0.00	0.00	0.00
30R---	7990	0---	----		0.00	0.00	0.00	0.00	0.00	0.00
30R---	7---	----	----		0.00	0.00	0.00	0.00	0.00	0.00
3-R---	----	----	----		2,797,799.00	1,333,805.84	1,474,799.76	0.00	0.00	1,322,999.24
40R080	1113	0000	00 000000	Trans Levy	559,443.00	365,863.96	365,863.97	0.00	0.00	193,579.03
40R---	1113	0---	----		559,443.00	365,863.96	365,863.97	0.00	0.00	193,579.03
40R080	1130	0000	00 000000	Leasing Levy	0.00	0.00	0.00	0.00	0.00	0.00
40R---	1130	0---	----		0.00	0.00	0.00	0.00	0.00	0.00
40R080	1412	0000	00 000000	Reg Trans from Pre-K	10,700.00	0.00	0.00	0.00	0.00	10,700.00
40R---	1412	0---	----		10,700.00	0.00	0.00	0.00	0.00	10,700.00
40R080	1413	0000	00 000000	Reg Trans Fee Private	4,000.00	0.00	0.00	0.00	0.00	4,000.00
40R---	1413	0---	----		4,000.00	0.00	0.00	0.00	0.00	4,000.00
40R080	1415	0000	00 000000	Reg Trans Pupil Co-Curr	28,000.00	8,861.44	8,861.44	0.00	0.00	19,138.56
40R---	1415	0---	----		28,000.00	8,861.44	8,861.44	0.00	0.00	19,138.56
40R080	1442	0000	00 000000	Sp Ed Trans from SESE	0.00	0.00	0.00	0.00	0.00	0.00
40R---	1442	0---	----		0.00	0.00	0.00	0.00	0.00	0.00
40R080	1510	0000	00 000000	Earnings on Investments	15,000.00	6,327.88	10,610.13	0.00	0.00	4,389.87
40R---	1510	0---	----		15,000.00	6,327.88	10,610.13	0.00	0.00	4,389.87
40R080	1950	0000	00 000000	Refund Prior Yr Expense	0.00	0.00	0.00	0.00	0.00	0.00
40R---	1950	0---	----		0.00	0.00	0.00	0.00	0.00	0.00
40R080	1999	0000	00 000000	Insrnc Rmb/Othr Misc	0.00	0.00	-40.00	0.00	0.00	40.00
40R---	1999	0---	----		0.00	0.00	-40.00	0.00	0.00	40.00
40R---	1---	----	----		617,143.00	381,053.28	385,295.54	0.00	0.00	231,847.46
40R010	3001	0000	00 000000	State Aide	0.00	0.00	0.00	0.00	0.00	0.00
40R---	3001	0---	----		0.00	0.00	0.00	0.00	0.00	0.00
40R080	3500	0000	00 000000	Transportation Regular	672,900.00	0.00	158,318.96	0.00	0.00	514,581.04
40R610	3500	0000	01 610000	Trans Voc Ed	0.00	0.00	0.00	0.00	0.00	0.00
40R---	3500	0---	----		672,900.00	0.00	158,318.96	0.00	0.00	514,581.04
40R620	3510	0000	00 620000	State Trans Spec Ed	234,300.00	0.00	34,000.87	0.00	0.00	200,299.13
40R---	3510	0---	----		234,300.00	0.00	34,000.87	0.00	0.00	200,299.13
40R---	3---	----	----		907,200.00	0.00	192,319.83	0.00	0.00	714,880.17
40R160	4880	0000	00 160000	Education Jobs Fund	0.00	0.00	0.00	0.00	0.00	0.00
40R---	4880	0---	----		0.00	0.00	0.00	0.00	0.00	0.00
40R---	4---	----	----		0.00	0.00	0.00	0.00	0.00	0.00

Account Level				2023-24	August 2023-24	2023-24	2023-24	Encumbered	2023-24	
FDTLOC	FUNC	OBJ	SJ	Description	Budget	Monthly Activity	FYTD Activity	Batch Activity	Amount	Available Funds
40R010	7300	0000	00 000000	Sale of CompensationFixedAsset	0.00	0.00	0.00	0.00	0.00	0.00
40R---	7300	0---	--		0.00	0.00	0.00	0.00	0.00	0.00
40R010	7990	0000	00 000000	Other-WR Fund Balance	0.00	0.00	0.00	0.00	0.00	0.00
40R---	7990	0---	--		0.00	0.00	0.00	0.00	0.00	0.00
40R---	7---	----	--		0.00	0.00	0.00	0.00	0.00	0.00
4-R---	----	----	--		1,524,343.00	381,053.28	577,615.37	0.00	0.00	946,727.63
50R010	1114	0000	00 000000	IMRF Levy	450,000.00	290,056.93	290,056.94	0.00	0.00	159,943.06
50R---	1114	0---	--		450,000.00	290,056.93	290,056.94	0.00	0.00	159,943.06
50R010	1150	0000	00 000000	Tax Levy Social Security	525,000.00	338,405.84	338,405.84	0.00	0.00	186,594.16
50R---	1150	0---	--		525,000.00	338,405.84	338,405.84	0.00	0.00	186,594.16
50R010	1230	0000	00 000000	Corp Pers Prop Tax	50,000.00	0.00	0.00	0.00	0.00	50,000.00
50R---	1230	0---	--		50,000.00	0.00	0.00	0.00	0.00	50,000.00
50R010	1510	0000	00 000000	Earnings on Investments	7,500.00	1,739.44	3,234.40	0.00	0.00	4,265.60
50R---	1510	0---	--		7,500.00	1,739.44	3,234.40	0.00	0.00	4,265.60
50R---	1---	----	--		1,032,500.00	630,202.21	631,697.18	0.00	0.00	400,802.82
50R010	7990	0000	00 000000	Other-WR Fund Balance	0.00	0.00	0.00	0.00	0.00	0.00
50R---	7990	0---	--		0.00	0.00	0.00	0.00	0.00	0.00
50R---	7---	----	--		0.00	0.00	0.00	0.00	0.00	0.00
5-R---	----	----	--		1,032,500.00	630,202.21	631,697.18	0.00	0.00	400,802.82
60R010	1510	0000	00 000000	Cap Projects Int	2,500.00	2,783.26	6,218.66	0.00	0.00	-3,718.66
60R---	1510	0---	--		2,500.00	2,783.26	6,218.66	0.00	0.00	-3,718.66
60R010	1983	0000	00 000000	School Fac Occp Sales Tax	800,000.00	0.00	0.00	0.00	0.00	800,000.00
60R---	1983	0---	--		800,000.00	0.00	0.00	0.00	0.00	800,000.00
60R010	1999	0000	01 000000	E-Rate Refund	0.00	0.00	0.00	0.00	0.00	0.00
60R---	1999	0---	--		0.00	0.00	0.00	0.00	0.00	0.00
60R---	1---	----	--		802,500.00	2,783.26	6,218.66	0.00	0.00	796,281.34
60R010	3925	0000	00 000000	State Maintenance Grant	0.00	0.00	0.00	0.00	0.00	0.00
60R---	3925	0---	--		0.00	0.00	0.00	0.00	0.00	0.00
60R---	3---	----	--		0.00	0.00	0.00	0.00	0.00	0.00
60R342	4999	0000	00 000000	ESSER II CONSTRUCTION REVENUE	130,000.00	0.00	0.00	0.00	0.00	130,000.00
60R343	4999	0000	00 000000	ESSER III CONSTRUCTION	0.00	0.00	0.00	0.00	0.00	0.00
60R---	4999	0---	--		130,000.00	0.00	0.00	0.00	0.00	130,000.00
60R---	4---	----	--		130,000.00	0.00	0.00	0.00	0.00	130,000.00
60R010	7110	0000	00 000000	Transfer of Working Cash	0.00	0.00	0.00	0.00	0.00	0.00
60R---	7110	0---	--		0.00	0.00	0.00	0.00	0.00	0.00
60R010	7210	0000	00 000000	Bonds Sold	0.00	0.00	0.00	0.00	0.00	0.00
60R---	7210	0---	--		0.00	0.00	0.00	0.00	0.00	0.00
60R010	7990	0000	00 000000	Other WR Fund Balance	0.00	0.00	0.00	0.00	0.00	0.00
60R---	7990	0---	--		0.00	0.00	0.00	0.00	0.00	0.00
60R---	7---	----	--		0.00	0.00	0.00	0.00	0.00	0.00

Account Level				2023-24	August 2023-24	2023-24	2023-24	Encumbered	2023-24	
FDTLOC	FUNC	OBJ	SJ	Description	Budget	Monthly Activity	FYTD Activity	Batch Activity	Amount	Available Funds
60R010	8990	0000	00 000000	Transfer to Fund Balance to LS	0.00	0.00	0.00	0.00	0.00	0.00
60R---	8990	0---	--		0.00	0.00	0.00	0.00	0.00	0.00
60R---	8---	----	--		0.00	0.00	0.00	0.00	0.00	0.00
6-R---	----	----	--		932,500.00	2,783.26	6,218.66	0.00	0.00	926,281.34
70R010	1115	0000	00 000000	Working Cash Levy	139,861.00	91,465.98	91,465.98	0.00	0.00	48,395.02
70R---	1115	0---	--		139,861.00	91,465.98	91,465.98	0.00	0.00	48,395.02
70R010	1510	0000	00 000000	Earnings on Investments	40,000.00	8,060.85	9,715.87	0.00	0.00	30,284.13
70R---	1510	0---	--		40,000.00	8,060.85	9,715.87	0.00	0.00	30,284.13
70R---	1---	----	--		179,861.00	99,526.83	101,181.85	0.00	0.00	78,679.15
70R010	7130	0000	00 000000	Transfer Among Funds	0.00	0.00	0.00	0.00	0.00	0.00
70R---	7130	0---	--		0.00	0.00	0.00	0.00	0.00	0.00
70R010	7990	0000	00 000000	Other WR Fund Balance	0.00	0.00	0.00	0.00	0.00	0.00
70R---	7990	0---	--		0.00	0.00	0.00	0.00	0.00	0.00
70R---	7---	----	--		0.00	0.00	0.00	0.00	0.00	0.00
70R010	8110	0000	00 000000	Abatement of Working Cash	0.00	0.00	0.00	0.00	0.00	0.00
70R---	8110	0---	--		0.00	0.00	0.00	0.00	0.00	0.00
70R---	8---	----	--		0.00	0.00	0.00	0.00	0.00	0.00
7-R---	----	----	--		179,861.00	99,526.83	101,181.85	0.00	0.00	78,679.15
80R010	1120	0000	00 000000	TORT LEVY	1,394,636.00	912,062.22	912,062.23	0.00	0.00	482,573.77
80R---	1120	0---	--		1,394,636.00	912,062.22	912,062.23	0.00	0.00	482,573.77
80R010	1510	0000	00 000000	Tort Int	3,500.00	0.00	0.00	0.00	0.00	3,500.00
80R---	1510	0---	--		3,500.00	0.00	0.00	0.00	0.00	3,500.00
80R010	1950	0000	00 000000	Refund of Prior yr Exp	0.00	0.00	0.00	0.00	0.00	0.00
80R---	1950	0---	--		0.00	0.00	0.00	0.00	0.00	0.00
80R---	1---	----	--		1,398,136.00	912,062.22	912,062.23	0.00	0.00	486,073.77
80R010	7990	0000	00 000000	Other WR Fund Balance	0.00	0.00	0.00	0.00	0.00	0.00
80R---	7990	0---	--		0.00	0.00	0.00	0.00	0.00	0.00
80R---	7---	----	--		0.00	0.00	0.00	0.00	0.00	0.00
8-R---	----	----	--		1,398,136.00	912,062.22	912,062.23	0.00	0.00	486,073.77
90R010	1118	0000	00 000000	Life Safety Levy	139,861.00	91,465.98	91,465.98	0.00	0.00	48,395.02
90R---	1118	0---	--		139,861.00	91,465.98	91,465.98	0.00	0.00	48,395.02
90R010	1510	0000	00 000000	Earnings on Investments	1,000.00	584.44	1,049.71	0.00	0.00	-49.71
90R370	1510	0000	00 370000	L/S Bond Int	0.00	0.00	0.00	0.00	0.00	0.00
90R---	1510	0---	--		1,000.00	584.44	1,049.71	0.00	0.00	-49.71
90R010	1999	0000	00 000000	Life Safety Other Rev	0.00	0.00	0.00	0.00	0.00	0.00
90R---	1999	0---	--		0.00	0.00	0.00	0.00	0.00	0.00
90R---	1---	----	--		140,861.00	92,050.42	92,515.69	0.00	0.00	48,345.31
90R010	3925	0000	00 000000	State Maint Grant	0.00	0.00	0.00	0.00	0.00	0.00
90R---	3925	0---	--		0.00	0.00	0.00	0.00	0.00	0.00
90R---	3---	----	--		0.00	0.00	0.00	0.00	0.00	0.00

Account Level				2023-24	August 2023-24	2023-24	2023-24	Encumbered	2023-24	
FDTLOC	FUNC	OBJ	SJ	Description	Budget	Monthly Activity	FYTD Activity	Batch Activity	Amount	Available Funds
90R010	7990	0000	00 000000	Other WR Fund Balance	0.00	0.00	0.00	0.00	0.00	0.00
90R---	7990	0---	-- -----		0.00	0.00	0.00	0.00	0.00	0.00
90R---	7---	----	-- -----		0.00	0.00	0.00	0.00	0.00	0.00
9-R---	----	----	-- -----		140,861.00	92,050.42	92,515.69	0.00	0.00	48,345.31
--R---	----	----	-- -----		33,760,986.00	9,363,755.39	10,236,854.91	0.00	0.00	23,524,131.09
10E060	1100	1100	00 000000	Fine Arts Cert Sal	0.00	0.00	0.00	0.00	0.00	0.00
10E070	1100	1100	00 000000	21st Century Sal	155,000.00	870.00	870.00	0.00	0.00	154,130.00
10E340	1100	1100	00 000000	ESSER Instruction Salary	0.00	0.00	0.00	0.00	0.00	0.00
10E342	1100	1100	00 000000	ESSER II Instruction Salary	0.00	-180.00	0.00	0.00	0.00	0.00
10E343	1100	1100	00 000000	ESSER III INSTRUCTION SALARY	242,000.00	19,220.48	38,036.82	0.00	0.00	203,963.18
10E470	1100	1100	00 470000	21st Century Grant Sal	0.00	0.00	3,150.00	0.00	0.00	-3,150.00
10E030	1100	1110	00 000000	Fuel Up 60 Salaries	0.00	0.00	0.00	0.00	0.00	0.00
10E070	1100	1110	00 000000	21st Century TA/Aide Sal	13,440.00	0.00	0.00	0.00	0.00	13,440.00
10E343	1100	1110	00 000000	ESSER III AIDE/ASST SALARY	65,000.00	6,800.50	13,601.00	0.00	0.00	51,399.00
10E470	1100	1110	00 470000	21st Century Aide Sal	0.00	144.00	1,584.00	0.00	0.00	-1,584.00
10E070	1100	1200	00 000000		0.00	0.00	0.00	0.00	0.00	0.00
10E190	1100	1200	00 190000	Title VI Rural Ed Sub Sal	0.00	0.00	0.00	0.00	0.00	0.00
10E340	1100	1200	00 340000	ESSER Instruction Sub Salary	0.00	0.00	0.00	0.00	0.00	0.00
10E343	1100	1200	00 000000		0.00	0.00	0.00	0.00	0.00	0.00
10E343	1100	1210	00 000000		0.00	0.00	0.00	0.00	0.00	0.00
10E470	1100	1210	00 470000		0.00	0.00	0.00	0.00	0.00	0.00
10E---	1100	1---	-- -----		475,440.00	26,854.98	57,241.82	0.00	0.00	418,198.18
10E343	1100	2100	00 000000		0.00	0.00	0.00	0.00	0.00	0.00
10E030	1100	2110	00 000000	Fuel Up 60 TRS	0.00	0.00	0.00	0.00	0.00	0.00
10E060	1100	2110	00 000000	Fine Arts TRS/THIS/NEC	0.00	0.00	0.00	0.00	0.00	0.00
10E070	1100	2110	00 000000	21st Century TRS	35,000.00	13.74	13.74	0.00	0.00	34,986.26
10E190	1100	2110	00 190000	Title VI Rural Ed TRS	0.00	0.00	0.00	0.00	0.00	0.00
10E340	1100	2110	00 000000		0.00	0.00	0.00	0.00	0.00	0.00
10E340	1100	2110	00 340000	ESSER Instrustion TRS	0.00	0.00	0.00	0.00	0.00	0.00
10E342	1100	2110	00 000000	ESSER II Instruction TRS	0.00	-41.13	0.00	0.00	0.00	0.00
10E343	1100	2110	00 000000	ESSER III INSTRUCTION TRS	56,000.00	4,680.45	9,258.63	0.00	0.00	46,741.37
10E470	1100	2110	00 470000	21st Century TRS	0.00	0.00	721.77	0.00	0.00	-721.77
10E470	1100	2130	00 470000		0.00	0.00	0.00	0.00	0.00	0.00
10E070	1100	2200	00 000000		0.00	0.00	0.00	0.00	0.00	0.00
10E340	1100	2200	00 000000	ESSER Instruction Insurance	0.00	0.00	0.00	0.00	0.00	0.00
10E342	1100	2200	00 000000	ESSER II Insurance Benefit	0.00	0.00	0.00	0.00	0.00	0.00
10E343	1100	2200	00 000000	ESSER III INSTRUCT. INSURANCE	27,650.00	2,283.84	4,567.68	0.00	0.00	23,082.32
10E343	1100	2210	00 000000	ESSER III AIDE/ASST INSURANCE	0.00	0.00	0.00	0.00	0.00	0.00
10E---	1100	2---	-- -----		118,650.00	6,936.90	14,561.82	0.00	0.00	104,088.18
10E060	1100	3190	00 000000	Fine Arts Pur Serv	0.00	0.00	0.00	0.00	0.00	0.00

Account Level				2023-24	August 2023-24	2023-24	2023-24	Encumbered	2023-24	
FDTLOC	FUNC	OBJ	SJ	Description	Budget	Monthly Activity	FYTD Activity	Batch Activity	Amount	Available Funds
10E070	1100	3190	00	000000	21st Century Student Pur Serv	18,000.00	0.00	0.00	0.00	18,000.00
10E340	1100	3190	00	340000	ESSER Purchase Services	0.00	0.00	0.00	0.00	0.00
10E342	1100	3190	00	000000	ESSER II Purchased Services	18,000.00	0.00	16,163.00	0.00	1,837.00
10E343	1100	3190	00	000000	ESSER III PURCHASED SERVICES	19,000.00	0.00	1,280.00	100,290.50	-82,570.50
10E370	1100	3190	00	370000	Digital Equity Pur Serv	0.00	0.00	0.00	0.00	0.00
10E470	1100	3190	00	470000	21st Century Pur Serv	0.00	497.25	497.25	0.00	-497.25
10E680	1100	3190	00	680000	CarrieWinters Math/Sci Pur Ser	0.00	0.00	0.00	0.00	0.00
10E730	1100	3190	00	730000	JFF Purchased Services	8,500.00	240.00	420.00	0.00	8,080.00
10E060	1100	3230	00	000000	Fine Art Rep Maint	0.00	0.00	0.00	0.00	0.00
10E730	1100	3320	00	730000	JFF Travel	0.00	0.00	0.00	0.00	0.00
10E---	1100	3---	--	-----		63,500.00	737.25	18,360.25	100,290.50	-55,150.75
10E030	1100	4100	00	000000	Fuel Up 60 Supplies	0.00	0.00	0.00	0.00	0.00
10E060	1100	4100	00	000000	Fine Arts Supplies	0.00	0.00	0.00	0.00	0.00
10E070	1100	4100	00	000000	21st Century supplies	3,750.00	0.00	0.00	322.45	3,427.55
10E340	1100	4100	00	340000	ESSER Supplies	0.00	0.00	0.00	0.00	0.00
10E342	1100	4100	00	000000	ESSER II Supplies	0.00	0.00	0.00	242.03	-242.03
10E343	1100	4100	00	000000	ESSER III SUPPLIES	165,000.00	0.00	9,212.08	43,744.31	112,043.61
10E345	1100	4100	00	345000	ARP McKinney Vento Supplies	1,300.00	0.00	0.00	0.00	1,300.00
10E370	1100	4100	00	370000	Digital Equity - Supplies	24,495.00	0.00	0.00	0.00	24,495.00
10E470	1100	4100	00	470000	21st Century Supplies	0.00	0.00	0.00	500.00	-500.00
10E680	1100	4100	00	680000	CarrieWinters Math/Sci Supp	0.00	0.00	0.00	0.00	0.00
10E730	1100	4100	00	730000	JFF SUPPLIES	350.00	0.00	0.00	0.00	350.00
10E---	1100	4---	--	-----		194,895.00	0.00	9,212.08	44,808.79	140,874.13
10E060	1100	5500	00	000000	Fine Arts Equip	0.00	0.00	0.00	0.00	0.00
10E190	1100	5500	00	190000	Title VI Rural Ed Equip	0.00	0.00	0.00	0.00	0.00
10E340	1100	5500	00	340000	ESSER Equipment	0.00	0.00	0.00	0.00	0.00
10E342	1100	5500	00	000000	ESSER II Equipment	20,000.00	0.00	19,999.00	0.00	1.00
10E370	1100	5500	00	370000	Digital Equity - Equipment	0.00	0.00	0.00	0.00	0.00
10E470	1100	5500	00	470000	21st Century Equip	0.00	0.00	0.00	0.00	0.00
10E---	1100	5---	--	-----		20,000.00	0.00	19,999.00	0.00	1.00
10E015	1105	3260	00	000000	ELC Postage	2,500.00	0.00	0.00	0.00	2,500.00
10E---	1105	3---	--	-----		2,500.00	0.00	0.00	0.00	2,500.00
10E015	1105	4100	00	000000	Early Learning Center Supplies	15,000.00	0.00	0.00	1,383.30	303.32
10E015	1105	4700	00	000000	Early Learning Center Software	1,000.00	0.00	0.00	0.00	1,000.00
10E---	1105	4---	--	-----		16,000.00	0.00	0.00	1,383.30	303.32
10E015	1105	5500	00	000000	Early Learning Center Equipm	15,000.00	2,745.00	5,793.89	0.00	9,206.11
10E015	1105	5500	61	000000	ELC Computer Equipment	10,000.00	0.00	0.00	0.00	10,000.00
10E---	1105	5---	--	-----		25,000.00	2,745.00	5,793.89	0.00	19,206.11
10E020	1110	1100	00	000000	RCES Teach Sal	2,365,000.00	181,038.82	362,167.64	0.00	2,002,832.36
10E030	1110	1100	00	000000	WRES Teach Sal	0.00	0.00	0.00	0.00	0.00

Account Level				2023-24	August 2023-24	2023-24	2023-24	Encumbered	2023-24	
FDTLOC	FUNC	OBJ	SJ	Description	Budget	Monthly Activity	FYTD Activity	Batch Activity	Amount	Available Funds
10E160	1110	1100	00	160000	Ed Jobs Fund Sal	0.00	0.00	0.00	0.00	0.00
10E020	1110	1110	00	000000	RCES Aide/TA Sal	0.00	0.00	0.00	0.00	0.00
10E030	1110	1110	00	000000	WRES Aid/TAR Sal	0.00	0.00	0.00	0.00	0.00
10E020	1110	1200	00	000000	RCES Sub Teach Sal	185,000.00	0.00	1,515.00	0.00	183,485.00
10E030	1110	1200	00	000000	WRES Sub Teach Sal	0.00	0.00	0.00	0.00	0.00
10E020	1110	1210	00	000000	RCES Sub Teach Aide Sal	0.00	0.00	0.00	0.00	0.00
10E---	1110	1---	--	-----		2,550,000.00	181,038.82	363,682.64	0.00	2,186,317.36
10E020	1110	2110	00	000000	RCES TRS	290,000.00	21,139.13	42,314.79	0.00	247,685.21
10E030	1110	2110	00	000000	WRES TRS	0.00	0.00	0.00	0.00	0.00
10E160	1110	2110	00	160000	Ed Jobs Fund TRS	0.00	0.00	0.00	0.00	0.00
10E020	1110	2130	00	000000	RCES	0.00	0.00	0.00	0.00	0.00
10E020	1110	2200	00	000000	RCES Ins Benefit	275,000.00	21,294.40	42,588.80	0.00	232,411.20
10E030	1110	2200	00	000000	WRES Ins Ben	0.00	0.00	0.00	0.00	0.00
10E160	1110	2200	00	160000	Ed Jobs Fund Ben	0.00	0.00	0.00	0.00	0.00
10E020	1110	2300	00	000000	RCES Tuition Reimbursement	0.00	0.00	1,525.00	0.00	-1,525.00
10E---	1110	2---	--	-----		565,000.00	42,433.53	86,428.59	0.00	478,571.41
10E020	1110	3190	00	000000	RCES Pur Ser Agreements	35,000.00	9,341.02	14,797.02	355.00	1,710.00
10E020	1110	3190	12	000000	RCES Music Purchased Service	0.00	174.95	174.95	0.00	-174.95
10E020	1110	3190	31	000000	RCES Stem Purchased Services	600.00	71.88	215.88	0.00	384.12
10E030	1110	3190	00	000000	WRES Pur Serv	0.00	0.00	0.00	0.00	0.00
10E670	1110	3190	00	000000	Tiger Safari Pur Serv	0.00	0.00	0.00	0.00	0.00
10E020	1110	3230	00	000000	RCES Repair/Maintenance	500.00	0.00	0.00	0.00	32.15
10E020	1110	3230	61	000000	RCES Computer Rep/Maint	500.00	0.00	0.00	0.00	500.00
10E030	1110	3230	00	000000	WRES Rep.Main	0.00	0.00	0.00	0.00	0.00
10E030	1110	3230	61	000000	WRES Computer Rep/Maint	0.00	0.00	0.00	0.00	0.00
10E020	1110	3240	00	000000	RCES Copier Repair	2,500.00	284.00	284.00	0.00	1,716.00
10E030	1110	3240	00	000000	WRES Copier Rep Maint	0.00	0.00	0.00	0.00	0.00
10E020	1110	3260	00	000000	RCES Postage	2,500.00	0.00	0.00	0.00	2,500.00
10E030	1110	3260	00	000000	WRES Postage	0.00	0.00	0.00	0.00	0.00
10E020	1110	3320	00	000000	RCES Travel	500.00	0.00	0.00	0.00	500.00
10E030	1110	3320	00	000000	WRES TRAVEL	0.00	0.00	0.00	0.00	0.00
10E020	1110	3400	00	000000	RCES Internet	0.00	0.00	0.00	0.00	0.00
10E030	1110	3400	00	000000	WRES Internet	0.00	0.00	0.00	0.00	0.00
10E---	1110	3---	--	-----		42,100.00	9,871.85	15,471.85	355.00	3,458.15
10E020	1110	4100	00	000000	RCES Supplies	60,000.00	26,700.83	35,174.25	121.91	4,303.84
10E020	1110	4100	02	000000	RCES Art Supplies	7,165.00	0.00	0.00	0.00	7,165.00
10E020	1110	4100	05	000000	RCES Read 180 Supp	0.00	0.00	0.00	0.00	0.00
10E020	1110	4100	06	000000	RCES Spanish Supplies	0.00	0.00	0.00	0.00	0.00
10E020	1110	4100	12	000000	RCES Music Supplies	1,500.00	1,079.20	1,079.20	0.00	57.62
10E020	1110	4100	13	000000	RCES Science Supp	5,000.00	0.00	0.00	0.00	5,000.00

Account Level				2023-24	August 2023-24	2023-24	2023-24	Encumbered	2023-24	
FDTLOC	FUNC	OBJ	SJ	Description	Budget	Monthly Activity	FYTD Activity	Batch Activity	Amount	Available Funds
10E020	1110	4100	31	000000	RCES Stem Supplies	2,500.00	0.00	2,166.78	0.00	333.22
10E020	1110	4100	50	000000	RCES PE Supplies	1,500.00	1,301.77	1,301.77	0.00	198.23
10E020	1110	4100	61	000000	RCES Computer Supplies	10,000.00	1,254.11	12,576.13	0.00	-2,576.13
10E030	1110	4100	00	000000	WRES Supplies	0.00	0.00	0.00	0.00	0.00
10E030	1110	4100	02	000000	WRES Art Supp	0.00	0.00	0.00	0.00	0.00
10E030	1110	4100	12	000000	WRES Music Supp	0.00	0.00	0.00	0.00	0.00
10E030	1110	4100	50	000000	WRES PE Supp	0.00	0.00	0.00	0.00	0.00
10E030	1110	4100	61	000000	WRES Computer Supp	0.00	0.00	0.00	0.00	0.00
10E190	1110	4100	00	190000	Title VI Rural Ed Supp	0.00	0.00	0.00	0.00	0.00
10E270	1110	4100	00	270000	Title I S&A Supplies	0.00	0.00	0.00	0.00	0.00
10E670	1110	4100	00	670000	Tiger Safari Supp	0.00	0.00	0.00	0.00	0.00
10E020	1110	4110	00	000000	RCES Instructional Supp	0.00	2,324.12	2,324.12	0.00	-2,324.12
10E020	1110	4130	00	000000	RCES ID Badge Supp	0.00	0.00	0.00	0.00	0.00
10E020	1110	4200	00	000000	RCES New Textbooks	1,000.00	0.00	0.00	0.00	1,000.00
10E030	1110	4200	00	000000	WRES New Textbooks	0.00	0.00	0.00	0.00	0.00
10E020	1110	4210	00	000000	RCES Replacement Textbks	250.00	0.00	0.00	0.00	250.00
10E030	1110	4210	00	000000	WRES Replacement Textbooks	0.00	0.00	0.00	0.00	0.00
10E020	1110	4220	00	000000	RCES Workbooks	0.00	0.00	0.00	0.00	0.00
10E030	1110	4220	00	000000	WRES Workbooks	0.00	0.00	0.00	0.00	0.00
10E020	1110	4240	00	000000	RCES Copier Paper/Toner	9,000.00	1,372.00	1,372.00	8,628.00	-1,000.00
10E030	1110	4240	00	000000	WRES Copier Paper/Toner	0.00	0.00	0.00	0.00	0.00
10E020	1110	4250	00	000000	RCES Copier Parts	8,000.00	782.00	782.00	6,718.00	500.00
10E030	1110	4250	00	000000	WRES Copier Parts	0.00	0.00	0.00	0.00	0.00
10E020	1110	4700	00	000000	RCES Software	10,000.00	0.00	0.00	0.00	10,000.00
10E030	1110	4700	00	000000	WRES Software	0.00	0.00	0.00	0.00	0.00
10E---	1110	4---	--	-----		115,915.00	34,814.03	56,776.25	121.91	19,707.46
10E020	1110	5500	00	000000	RCES Equipment	10,000.00	0.00	0.00	0.00	10,000.00
10E020	1110	5500	31	000000	RCES Stem Equipment	0.00	0.00	0.00	0.00	0.00
10E020	1110	5500	61	000000	RCES Computer Equipment	1,000.00	0.00	0.00	0.00	1,000.00
10E030	1110	5500	00	000000	WRES Equip	0.00	0.00	0.00	0.00	0.00
10E030	1110	5500	61	000000	WRES Computer Equip	0.00	0.00	0.00	0.00	0.00
10E---	1110	5---	--	-----		11,000.00	0.00	0.00	0.00	11,000.00
10E040	1120	1100	00	000000	RCMS Teach Sal	1,500,000.00	117,024.66	233,959.32	0.00	1,266,040.68
10E160	1120	1100	00	160000	Ed Jobs Fund Sal	0.00	0.00	0.00	0.00	0.00
10E040	1120	1110	00	000000	RCMS TA/Aide Sal	55,000.00	4,053.92	8,107.84	0.00	46,892.16
10E040	1120	1200	00	000000	RCMS Sub Teach Sal	59,000.00	0.00	0.00	0.00	59,000.00
10E040	1120	1210	00	000000	RCMS Sub TA/Aide Sal	1,000.00	0.00	0.00	0.00	1,000.00
10E040	1120	1400	00	000000	Bass Tutoring Salary	0.00	0.00	0.00	0.00	0.00
10E---	1120	1---	--	-----		1,615,000.00	121,078.58	242,067.16	0.00	1,372,932.84
10E040	1120	2110	00	000000	RCMS TRS	180,000.00	13,181.11	26,352.09	0.00	153,647.91

Account Level				2023-24	August 2023-24	2023-24	2023-24	Encumbered	2023-24	
FDTLOC	FUNC	OBJ	SJ	Description	Budget	Monthly Activity	FYTD Activity	Batch Activity	Amount	Available Funds
10E160	1120	2110	00	160000	Ed Jobs Fund TRS	0.00	0.00	0.00	0.00	0.00
10E040	1120	2130	00	000000		0.00	0.00	0.00	0.00	0.00
10E160	1120	2130	00	160000		0.00	0.00	0.00	0.00	0.00
10E040	1120	2200	00	000000	RCMS Ins Benefit	200,000.00	15,207.68	30,615.84	0.00	169,384.16
10E160	1120	2200	00	160000	Ed Jobs Fund Ben	0.00	0.00	0.00	0.00	0.00
10E040	1120	2300	00	000000	RCES Tuition Reimbursement	0.00	0.00	0.00	0.00	0.00
10E---	1120	2---	--	-----		380,000.00	28,388.79	56,967.93	0.00	323,032.07
10E040	1120	3190	00	000000	RCMS Pur Serv Agreements	14,400.00	4,627.17	4,627.17	0.00	9,772.83
10E040	1120	3190	05	000000	RCMS Lang Arts Purchase Servic	0.00	0.00	0.00	0.00	0.00
10E040	1120	3190	11	000000	RCMS Math Pur Serv	0.00	0.00	0.00	0.00	0.00
10E040	1120	3190	61	000000	RCMS Comp Pur Serv	0.00	0.00	0.00	0.00	0.00
10E730	1120	3190	00	730000	JFF Tech Pur Serv	0.00	0.00	0.00	0.00	0.00
10E040	1120	3230	00	000000	RCMS Repair/Maintenance	1,000.00	0.00	184.75	0.00	815.25
10E040	1120	3230	12	000000	RCMS Band Repair/Maintenance	1,600.00	0.00	0.00	0.00	1,600.00
10E040	1120	3230	61	000000	RCMS Computer Rep/Maint	1,500.00	0.00	0.00	0.00	1,500.00
10E040	1120	3240	00	000000	RCMS Copier Repair ONLY	500.00	0.00	0.00	0.00	500.00
10E040	1120	3260	00	000000	RCMS Postage	1,500.00	0.00	0.00	0.00	1,500.00
10E040	1120	3320	00	000000	RCMS Travel	100.00	0.00	0.00	0.00	100.00
10E040	1120	3400	00	000000	RCMS Internet	0.00	0.00	0.00	0.00	0.00
10E---	1120	3---	--	-----		20,600.00	4,627.17	4,811.92	0.00	15,788.08
10E040	1120	4100	00	000000	RCMS Gen Classroom Supp	3,500.00	49.71	49.71	603.51	2,846.78
10E040	1120	4100	02	000000	RCMS Art Supplies	2,000.00	0.00	0.00	0.00	2,000.00
10E040	1120	4100	05	000000	RCMS Lang Art Supp	650.00	0.00	0.00	109.89	540.11
10E040	1120	4100	08	000000	RCMS Health Class Supp	150.00	0.00	0.00	0.00	150.00
10E040	1120	4100	10	000000	RCMS Enrichment Class Supplies	250.00	0.00	0.00	0.00	250.00
10E040	1120	4100	11	000000	RCMS Math Supplies	1,000.00	0.00	0.00	0.00	1,000.00
10E040	1120	4100	12	000000	RCMS Band Supp	2,400.00	0.00	0.00	0.00	2,400.00
10E040	1120	4100	13	000000	RCMS Science Supplies	2,000.00	0.00	0.00	0.00	2,000.00
10E040	1120	4100	15	000000	RCMS Social Studies Supp	1,000.00	0.00	0.00	0.00	1,000.00
10E040	1120	4100	50	000000	RCMS PE Supplies	1,300.00	0.00	0.00	0.00	1,300.00
10E040	1120	4100	61	000000	RCMS Computer Supplies	2,500.00	267.58	267.58	74.87	2,149.67
10E040	1120	4100	80	000000	RCMS Chorus Supp	0.00	0.00	0.00	0.00	0.00
10E120	1120	4100	00	120000	Laptop Grant Instruc Supplies	0.00	0.00	0.00	0.00	0.00
10E170	1120	4100	00	170000	NCTM Math Supp	0.00	0.00	0.00	0.00	0.00
10E730	1120	4100	00	730000	JFF Tech Supp	0.00	0.00	0.00	0.00	0.00
10E040	1120	4110	00	000000	RCMS Intergraded Supp	0.00	0.00	0.00	0.00	0.00
10E040	1120	4120	00	000000	RCMS Read 180 Supplies	0.00	0.00	0.00	0.00	0.00
10E040	1120	4130	00	000000	RCMS ID Badge Supplies	0.00	0.00	0.00	0.00	0.00
10E040	1120	4200	00	000000	RCMS New Textbooks	0.00	0.00	0.00	0.00	0.00
10E040	1120	4210	00	000000	RCMS Replace Textbooks	1,500.00	0.00	0.00	0.00	1,500.00

144

Account Level				2023-24	August 2023-24	2023-24	2023-24	Encumbered	2023-24	
FDTLOC	FUNC	OBJ	SJ	Description	Budget	Monthly Activity	FYTD Activity	Batch Activity	Amount	Available Funds
10E040	1120	4220	00 000000	RCMS Workbooks	0.00	0.00	0.00	0.00	0.00	0.00
10E040	1120	4230	00 000000	RCMS A.R. Books	0.00	0.00	0.00	0.00	0.00	0.00
10E040	1120	4240	00 000000	RCMS Copier Riso Ppr/Tnr	5,000.00	0.00	0.00	0.00	0.00	5,000.00
10E040	1120	4700	00 000000	RCMS Software	2,500.00	0.00	0.00	0.00	0.00	2,500.00
10E120	1120	4700	00 120000	Laptop Grant Software	0.00	0.00	0.00	0.00	0.00	0.00
10E040	1120	4900	00 000000	RCMS PE Locks	0.00	0.00	0.00	0.00	0.00	0.00
10E040	1120	4910	00 000000	RCMS PE Uniforms	7,500.00	6,948.00	6,948.00	0.00	0.00	552.00
10E---	1120	4---	-- -----		33,250.00	7,265.29	7,265.29	7.88	788.27	25,188.56
10E040	1120	5500	00 000000	RCMS Equipment	6,000.00	0.00	0.00	0.00	0.00	6,000.00
10E040	1120	5500	50 000000	RCMS PE Equipment	0.00	0.00	0.00	0.00	0.00	0.00
10E040	1120	5500	61 000000	RCMS Computer Equipment	2,000.00	0.00	0.00	0.00	0.00	2,000.00
10E040	1120	5500	80 000000	RCMS Band & Chorus Equip	2,400.00	2,400.00	2,400.00	0.00	0.00	0.00
10E120	1120	5500	00 120000	Laptop Grant Equipment	0.00	0.00	0.00	0.00	0.00	0.00
10E730	1120	5500	00 730000	JFF Tech Equip	0.00	0.00	0.00	0.00	0.00	0.00
10E---	1120	5---	-- -----		10,400.00	2,400.00	2,400.00	0.00	0.00	8,000.00
10E110	1125	1100	00 110000	Pre K Teacher Salary	0.00	-16,596.88	0.00	0.00	0.00	0.00
10E210	1125	1100	00 210000	Roe Pre K Teach Salary	0.00	0.00	0.00	0.00	0.00	0.00
10E510	1125	1100	00 510000	Pre K Teacher Salary	224,538.00	33,193.76	33,193.76	0.00	0.00	191,344.24
10E110	1125	1110	00 110000	Pre K Aide Salary	0.00	-7,545.52	0.00	0.00	0.00	0.00
10E210	1125	1110	00 210000	ROE Pre K Aide Salary	0.00	0.00	0.00	0.00	0.00	0.00
10E510	1125	1110	00 510000	Pre K Aide Salary	133,377.00	15,091.04	15,091.04	0.00	0.00	118,285.96
10E110	1125	1200	00 110000	Pre K Sub Teach Salary	0.00	0.00	0.00	0.00	0.00	0.00
10E210	1125	1200	00 210000	ROE Pre K Sub Teach Sal	0.00	0.00	0.00	0.00	0.00	0.00
10E510	1125	1200	00 510000	Pre K Sub Teach Salary	4,200.00	0.00	0.00	0.00	0.00	4,200.00
10E110	1125	1210	00 110000	Pre K Sub Aide Salary	0.00	0.00	0.00	0.00	0.00	0.00
10E210	1125	1210	00 210000	ROE Pre K Sub Aide Sal	0.00	0.00	0.00	0.00	0.00	0.00
10E510	1125	1210	00 510000	Pre K Sub Aide Salary	4,200.00	0.00	0.00	0.00	0.00	4,200.00
10E---	1125	1---	-- -----		366,315.00	24,142.40	48,284.80	0.00	0.00	318,030.20
10E110	1125	2110	00 110000	Pre K TRS	0.00	-2,235.66	0.00	0.00	0.00	0.00
10E210	1125	2110	00 210000	ROE Pre K TRS	0.00	0.00	0.00	0.00	0.00	0.00
10E510	1125	2110	00 510000	Pre K TRS	24,702.00	4,471.32	4,471.32	0.00	0.00	20,230.68
10E110	1125	2130	00 110000		0.00	0.00	0.00	0.00	0.00	0.00
10E210	1125	2130	00 210000		0.00	0.00	0.00	0.00	0.00	0.00
10E110	1125	2200	00 110000	Pre K Ins Ben	0.00	-4,562.88	0.00	0.00	0.00	0.00
10E210	1125	2200	00 210000	ROE Pre K Ins Ben	0.00	0.00	0.00	0.00	0.00	0.00
10E510	1125	2200	00 510000	Pre K Ins Ben	83,000.00	9,125.76	9,125.76	0.00	0.00	73,874.24
10E---	1125	2---	-- -----		107,702.00	6,798.54	13,597.08	0.00	0.00	94,104.92
10E110	1125	3190	00 110000	Pre K Pur Serv	0.00	0.00	0.00	0.00	0.00	0.00
10E510	1125	3190	00 510000	Pre K Pur Serv	1,990.00	0.00	0.00	0.00	1,990.00	0.00
10E---	1125	3---	-- -----		1,990.00	0.00	0.00	0.00	1,990.00	0.00

Account Level				2023-24	August 2023-24	2023-24	2023-24	Encumbered	2023-24	
FDTLOC	FUNC	OBJ	SJ	Description	Budget	Monthly Activity	FYTD Activity	Batch Activity	Amount	Available Funds
10E110	1125	4100	00	110000	Pre K Supplies	0.00	0.00	0.00	1,034.97	-1,034.97
10E210	1125	4100	00	210000	ROE Pre K Supplies	0.00	0.00	0.00	0.00	0.00
10E510	1125	4100	00	510000	Pre K Supplies	4,000.00	0.00	477.16	274.03	3,248.81
10E---	1125	4---	--	-----	4,000.00	0.00	477.16	0.00	1,309.00	2,213.84
10E110	1125	5500	00	110000	Pre K Equip	0.00	0.00	0.00	0.00	0.00
10E510	1125	5500	00	510000	Pre K Equip	2,475.00	0.00	0.00	0.00	2,475.00
10E---	1125	5---	--	-----	2,475.00	0.00	0.00	0.00	0.00	2,475.00
10E110	1125	6900	00	110000	Refund of PreK Proceeds	0.00	0.00	0.00	0.00	0.00
10E510	1125	6900	00	510000	Refund of PreK Proceeds	0.00	0.00	0.00	0.00	0.00
10E---	1125	6---	--	-----	0.00	0.00	0.00	0.00	0.00	0.00
10E050	1130	1100	00	000000	RCHS Teacher Salary	1,650,000.00	135,360.98	270,950.04	0.00	1,379,049.96
10E160	1130	1100	00	160000	Ed Jobs Fund Sal	0.00	0.00	0.00	0.00	0.00
10E050	1130	1110	00	000000	RCHS Aide/Asst Sal	28,000.00	0.00	0.00	0.00	28,000.00
10E050	1130	1200	00	000000	RCHS Sub Teach Sal	55,000.00	0.00	0.00	0.00	55,000.00
10E050	1130	1210	00	000000	RCHS Sub Aide/Asst Sal	0.00	0.00	0.00	0.00	0.00
10E050	1130	1300	00	000000	RCHS Remedial Tutoring	0.00	0.00	0.00	0.00	0.00
10E---	1130	1---	--	-----	1,733,000.00	135,360.98	270,950.04	0.00	0.00	1,462,049.96
10E050	1130	2110	00	000000	RCHS Teach TRS	175,000.00	15,246.26	30,518.27	0.00	144,481.73
10E160	1130	2110	00	160000	Ed Jobs Fund TRS	0.00	0.00	0.00	0.00	0.00
10E050	1130	2200	00	000000	RCHS Ins Benefit	230,000.00	16,346.72	32,693.44	0.00	197,306.56
10E160	1130	2200	00	160000	Ed Jobs Fund Ben	0.00	0.00	0.00	0.00	0.00
10E050	1130	2300	00	000000	RCES Tuition Reimbursement	0.00	0.00	0.00	0.00	0.00
10E---	1130	2---	--	-----	405,000.00	31,592.98	63,211.71	0.00	0.00	341,788.29
10E050	1130	3190	00	000000	RCHS Purchase Serv	25,000.00	0.00	0.00	0.00	25,000.00
10E050	1130	3190	06	000000	RCHS Foreign Lang P/S	845.00	583.00	583.00	1,399.40	-1,137.40
10E050	1130	3190	11	000000	HS Math Purchased Services	0.00	475.00	475.00	0.00	-475.00
10E050	1130	3190	12	000000	RCHS Vocal Music Pur Ser	1,500.00	0.00	0.00	600.00	900.00
10E050	1130	3190	13	000000	RCHS Science Pur Serv	95.00	0.00	0.00	0.00	95.00
10E050	1130	3190	50	000000	RCHS PE Purchase Serv	0.00	0.00	0.00	0.00	0.00
10E050	1130	3190	60	000000	RCHS Ren Scholarship	1,000.00	0.00	0.00	0.00	1,000.00
10E050	1130	3190	80	000000	RCHS Instr Music Pur Ser	6,025.00	892.63	892.63	3,425.00	1,707.37
10E290	1130	3190	00	290000	JFF Bio Med Purchase Service	0.00	0.00	0.00	0.00	0.00
10E050	1130	3230	00	000000	RCHS Repair/Maint	750.00	0.00	0.00	0.00	750.00
10E050	1130	3230	02	000000	RCHS Art Rep/Maint	0.00	0.00	0.00	0.00	0.00
10E050	1130	3230	13	000000	RCHS Science Rep/Maint	500.00	0.00	0.00	0.00	500.00
10E050	1130	3230	61	000000	RCHS Computer Rep/Maint	2,000.00	0.00	0.00	0.00	2,000.00
10E050	1130	3230	80	000000	RCHS Instr Mus Rep/Maint	3,355.00	0.00	0.00	3,355.00	0.00
10E050	1130	3240	00	000000	RCHS Copier Repair Only	2,000.00	48.00	48.00	0.00	1,952.00
10E050	1130	3260	00	000000	RCHS Postage	4,000.00	0.00	0.00	0.00	4,000.00
10E050	1130	3310	80	000000	RCHS Summer Band Trip	1,300.00	0.00	0.00	0.00	1,300.00

Account Level				2023-24	August 2023-24	2023-24	2023-24	Encumbered	2023-24	
FDTLOC	FUNC	OBJ	SJ	Description	Budget	Monthly Activity	FYTD Activity	Batch Activity	Amount	Available Funds
10E050	1130	3320	00 000000	RCCHS Travel	2,000.00	0.00	0.00	0.00	1,250.00	750.00
10E050	1130	3320	12 000000	RCCHS Vocal Travel	200.00	0.00	0.00	0.00	0.00	200.00
10E050	1130	3320	80 000000	RCCHS Band Travel	1,100.00	0.00	0.00	0.00	0.00	1,100.00
10E050	1130	3400	00 000000	RCCHS Internet	0.00	0.00	0.00	0.00	0.00	0.00
10E---	1130	3---	-- -----		51,670.00	1,998.63	1,998.63	1,399.40	8,630.00	39,641.97
10E050	1130	4100	00 000000	RCCHS Gen Clsrm Supplies	10,000.00	0.00	2,709.60	0.00	0.00	7,290.40
10E050	1130	4100	02 000000	RCCHS Art Supplies	5,400.00	1,314.19	1,314.19	0.00	4,084.00	1.81
10E050	1130	4100	04 000000	RCCHS Yearbook Supplies	1,500.00	0.00	0.00	0.00	0.00	1,500.00
10E050	1130	4100	05 000000	RCCHS Drama	800.00	0.00	428.26	0.00	0.00	371.74
10E050	1130	4100	06 000000	RCCHS Foreign Lang Supp	155.00	0.00	0.00	0.00	164.08	-9.08
10E050	1130	4100	08 000000	RCCHS Health Supplies	245.00	0.00	0.00	0.00	0.00	245.00
10E050	1130	4100	11 000000	RCCHS Math Supplies	2,900.00	93.35	250.49	0.00	1,152.91	1,496.60
10E050	1130	4100	12 000000	RCCHS Vocal Music Supp	1,200.00	614.08	614.08	0.00	385.92	200.00
10E050	1130	4100	13 000000	RCCHS Science Supplies	6,350.00	0.00	0.00	0.00	729.39	5,620.61
10E050	1130	4100	15 000000	RCCHS Social Studies Supp	1,215.00	0.00	0.00	0.00	606.34	608.66
10E050	1130	4100	28 000000	RCCHS Communications Supp	810.00	0.00	0.00	0.00	24.12	785.88
10E050	1130	4100	50 000000	RCCHS PE Supplies	3,000.00	634.61	634.61	0.00	69.03	2,296.36
10E050	1130	4100	60 000000	RCCHS Renaissance Supp	3,500.00	0.00	0.00	0.00	0.00	3,500.00
10E050	1130	4100	61 000000	RCCHS Computer Supplies	5,000.00	532.95	774.84	20.32	366.70	3,838.14
10E050	1130	4100	80 000000	RCCHS Instrum Music Supp	1,215.00	0.00	0.00	0.00	1,371.79	-156.79
10E050	1130	4100	90 000000	RCCHS Transition	0.00	0.00	0.00	0.00	0.00	0.00
10E290	1130	4100	00 290000	JFF Bio Med	0.00	0.00	0.00	0.00	0.00	0.00
10E050	1130	4120	00 000000	RCCHS Read 180 Supplies	0.00	0.00	0.00	0.00	0.00	0.00
10E050	1130	4130	00 000000	RCCHS ID Badge Supplies	0.00	0.00	0.00	0.00	0.00	0.00
10E050	1130	4140	00 000000	RCCHS Temp Badge Supp	0.00	0.00	0.00	0.00	0.00	0.00
10E050	1130	4200	00 000000	RCCHS New Textbooks	5,000.00	0.00	0.00	0.00	951.42	4,048.58
10E050	1130	4210	00 000000	RCCHS Replacement Textbks	1,500.00	0.00	0.00	0.00	0.00	1,500.00
10E050	1130	4220	00 000000	RCCHS Workbooks	5,000.00	0.00	0.00	0.00	0.00	5,000.00
10E050	1130	4240	00 000000	RCCHS Copier Paper/Toner	2,000.00	0.00	0.00	0.00	0.00	2,000.00
10E050	1130	4400	06 000000	RCCHS Foreign Language Subscrpt	0.00	0.00	0.00	0.00	0.00	0.00
10E050	1130	4700	00 000000	RCCHS Software	2,500.00	0.00	0.00	0.00	1,399.40	1,100.60
10E050	1130	4900	00 000000	RCCHS Student Locks	0.00	0.00	0.00	0.00	0.00	0.00
10E050	1130	4910	00 000000	RCCHS PE Uniforms	9,550.00	6,130.00	6,130.00	0.00	0.00	3,420.00
10E---	1130	4---	-- -----		68,840.00	9,319.18	12,856.07	20.32	11,305.10	44,658.51
10E050	1130	5500	00 000000	RCCHS Equipment	10,000.00	7,231.00	7,231.00	0.00	0.00	2,769.00
10E050	1130	5500	02 000000	RCCHS Art Equipment	2,500.00	0.00	0.00	0.00	0.00	2,500.00
10E050	1130	5500	61 000000	RCCHS Computer Equipment	2,000.00	0.00	0.00	0.00	0.00	2,000.00
10E050	1130	5500	80 000000	RCCHS Instru Music Equipment	3,125.00	0.00	0.00	0.00	3,722.00	-597.00
10E---	1130	5---	-- -----		17,625.00	7,231.00	7,231.00	0.00	3,722.00	6,672.00
10E570	1140	1110	00 570000	Reading Improv TA Sal	0.00	0.00	0.00	0.00	0.00	0.00

Account Level				2023-24	August 2023-24	2023-24	2023-24	Encumbered	2023-24	
FDTLOC	FUNC	OBJ	SJ	Description	Budget	Monthly Activity	FYTD Activity	Batch Activity	Amount	Available Funds
10E---	1140	1---	--	-----	0.00	0.00	0.00	0.00	0.00	0.00
10E570	1140	2200	00	570000	Reading Improv Ins Ben Prior	0.00	0.00	0.00	0.00	0.00
10E---	1140	2---	--	-----	0.00	0.00	0.00	0.00	0.00	0.00
10E570	1140	4200	00	570000	Reading Improv Books	0.00	0.00	0.00	0.00	0.00
10E---	1140	4---	--	-----	0.00	0.00	0.00	0.00	0.00	0.00
10E330	1170	1100	00	330000	Title II Teach Qual Salary	12,500.00	6,101.84	12,203.68	0.00	296.32
10E530	1170	1100	00	530000	Title II Teach Sal	75,000.00	0.00	0.00	0.00	75,000.00
10E330	1170	1200	00	330000	Title II sub salary	0.00	0.00	0.00	0.00	0.00
10E530	1170	1200	00	530000	Title II sub salary	0.00	0.00	0.00	0.00	0.00
10E---	1170	1---	--	-----	87,500.00	6,101.84	12,203.68	0.00	0.00	75,296.32
10E330	1170	2110	00	330000	Title II Teach Qual TRS	1,500.00	687.30	1,374.58	0.00	125.42
10E530	1170	2110	00	530000	Title II Teach TRS	17,500.00	0.00	0.00	0.00	17,500.00
10E330	1170	2200	00	330000	Title II Teach Qual Ins Benefi	3,100.00	760.96	1,521.92	0.00	1,578.08
10E530	1170	2200	00	530000	Title II Ins Ben	18,300.00	0.00	0.00	0.00	18,300.00
10E---	1170	2---	--	-----	40,400.00	1,448.26	2,896.50	0.00	0.00	37,503.50
10E710	1180	3190	00	710000	Elementary Careers Purchase Se	0.00	0.00	0.00	0.00	0.00
10E---	1180	3---	--	-----	0.00	0.00	0.00	0.00	0.00	0.00
10E710	1180	4100	00	710000	Elementary Career Supplies	2,500.00	0.00	0.00	0.00	2,500.00
10E---	1180	4---	--	-----	2,500.00	0.00	0.00	0.00	0.00	2,500.00
10E140	1203	1100	00	140000	EMH Teacher Sal	0.00	0.00	0.00	0.00	0.00
10E140	1203	1110	00	140000	EMH Aide/Asst Sal	0.00	0.00	0.00	0.00	0.00
10E140	1203	1200	00	140000	EMH Sub Teach Sal	0.00	0.00	0.00	0.00	0.00
10E140	1203	1210	00	140000	EMH Sub Aide/Asst Sal	0.00	0.00	0.00	0.00	0.00
10E---	1203	1---	--	-----	0.00	0.00	0.00	0.00	0.00	0.00
10E140	1203	2110	00	140000	EMH Teacher TRS	0.00	0.00	0.00	0.00	0.00
10E140	1203	2200	00	140000	EMH Insurance Ben	0.00	0.00	0.00	0.00	0.00
10E---	1203	2---	--	-----	0.00	0.00	0.00	0.00	0.00	0.00
10E920	1203	3320	00	920000	EMH Travel	0.00	0.00	0.00	0.00	0.00
10E---	1203	3---	--	-----	0.00	0.00	0.00	0.00	0.00	0.00
10E920	1203	4100	00	920000	EMH Supplies	0.00	0.00	0.00	0.00	0.00
10E920	1203	4200	00	920000	EMH Textbks	0.00	0.00	0.00	0.00	0.00
10E920	1203	4220	00	920000	EMH Workbooks	0.00	0.00	0.00	0.00	0.00
10E---	1203	4---	--	-----	0.00	0.00	0.00	0.00	0.00	0.00
10E920	1203	5500	00	920000	EMH Equipment	0.00	0.00	0.00	0.00	0.00
10E---	1203	5---	--	-----	0.00	0.00	0.00	0.00	0.00	0.00
10E140	1204	1110	00	140000	Prsnl Aide/Asst Sal	295,000.00	11,422.66	22,845.32	0.00	272,154.68
10E140	1204	1200	00	140000		0.00	0.00	0.00	0.00	0.00
10E140	1204	1210	00	140000	Prsnl Aide/Ast Sub Sal	10,000.00	0.00	0.00	0.00	10,000.00
10E---	1204	1---	--	-----	305,000.00	11,422.66	22,845.32	0.00	0.00	282,154.68
10E140	1204	2110	00	140000	Prsnl Aide/Ast TRS	0.00	0.00	0.00	0.00	0.00

148

Account Level				2023-24	August 2023-24	2023-24	2023-24	Encumbered	2023-24	
FDTLOC	FUNC	OBJ	SJ	Description	Budget	Monthly Activity	FYTD Activity	Batch Activity	Amount	Available Funds
10E140	1204	2130	00	140000	Prsnl Aide FICA	0.00	0.00	0.00	0.00	0.00
10E140	1204	2200	00	140000	Prsnl Aide/Ast Ins Ben	46,000.00	1,524.80	3,049.60	0.00	42,950.40
10E---	1204	2---	--	-----	46,000.00	1,524.80	3,049.60	0.00	0.00	42,950.40
10E920	1204	4100	00	920000	Ind Supp 504 status	500.00	0.00	0.00	0.00	500.00
10E---	1204	4---	--	-----	500.00	0.00	0.00	0.00	0.00	500.00
10E920	1204	5500	00	920000	Ind Equip 504 Status	1,000.00	0.00	0.00	0.00	1,000.00
10E---	1204	5---	--	-----	1,000.00	0.00	0.00	0.00	0.00	1,000.00
10E140	1205	1100	00	140000	LD Teacher Sal	210,000.00	17,749.74	35,469.48	0.00	174,530.52
10E140	1205	1110	00	140000	LD Aide/Asst Sal	0.00	0.00	0.00	0.00	0.00
10E140	1205	1200	00	140000	LD Sub Teacher Sal	7,000.00	0.00	0.00	0.00	7,000.00
10E140	1205	1210	00	140000	LD Sub Aide/Asst Sal	0.00	0.00	0.00	0.00	0.00
10E140	1205	1300	00	140000	Late Stay Salaries	1,500.00	0.00	0.00	0.00	1,500.00
10E---	1205	1---	--	-----	218,500.00	17,749.74	35,469.48	0.00	0.00	183,030.52
10E140	1205	2110	00	140000	LD Teacher TRS	21,000.00	1,999.26	3,995.14	0.00	17,004.86
10E140	1205	2200	00	140000	LD Insurance Ben	28,000.00	3,040.00	6,080.00	0.00	21,920.00
10E---	1205	2---	--	-----	49,000.00	5,039.26	10,075.14	0.00	0.00	38,924.86
10E920	1205	3190	00	920000	LD Speaker Fee	1,300.00	843.75	843.75	250.00	206.25
10E920	1205	3320	00	920000	LD Travel	625.00	625.00	625.00	0.00	0.00
10E---	1205	3---	--	-----	1,925.00	1,468.75	1,468.75	0.00	250.00	206.25
10E920	1205	4100	00	920000	LD Self Cont Supp	500.00	0.00	0.00	50.00	450.00
10E920	1205	4110	00	920000	LD Inclusion Supplies	925.00	0.00	89.52	0.00	835.48
10E920	1205	4200	00	920000	LD Self Cont Txtbks	0.00	0.00	0.00	0.00	0.00
10E920	1205	4220	00	920000	LD Inclus Wkbks	0.00	0.00	0.00	0.00	0.00
10E---	1205	4---	--	-----	1,425.00	0.00	89.52	0.00	50.00	1,285.48
10E920	1205	5500	00	920000	LD Equipment	2,000.00	0.00	0.00	0.00	2,000.00
10E---	1205	5---	--	-----	2,000.00	0.00	0.00	0.00	0.00	2,000.00
10E280	1206	1110	00	280000	Visual Aide Salary	0.00	0.00	0.00	0.00	0.00
10E280	1206	1210	00	280000	Visual Aide Sub Sal	0.00	0.00	0.00	0.00	0.00
10E---	1206	1---	--	-----	0.00	0.00	0.00	0.00	0.00	0.00
10E280	1206	2200	00	280000	Visual Aide Ins Ben	0.00	0.00	0.00	0.00	0.00
10E---	1206	2---	--	-----	0.00	0.00	0.00	0.00	0.00	0.00
10E920	1206	4100	00	920000	Visual Imp Supplies	500.00	0.00	0.00	0.00	500.00
10E---	1206	4---	--	-----	500.00	0.00	0.00	0.00	0.00	500.00
10E920	1206	5500	00	920000	Visual Equipment	0.00	0.00	0.00	0.00	0.00
10E---	1206	5---	--	-----	0.00	0.00	0.00	0.00	0.00	0.00
10E920	1207	3230	00	920000	Hearing Imprd Rep/Maint	500.00	0.00	0.00	0.00	500.00
10E---	1207	3---	--	-----	500.00	0.00	0.00	0.00	0.00	500.00
10E920	1207	4100	00	920000	Hearing Imprd Supplies	500.00	0.00	0.00	0.00	500.00
10E---	1207	4---	--	-----	500.00	0.00	0.00	0.00	0.00	500.00
10E920	1207	5500	00	920000	Hearing Equipment	2,000.00	0.00	0.00	0.00	2,000.00

Account Level				2023-24	August 2023-24	2023-24	2023-24	Encumbered	2023-24	
FDTLOC	FUNC	OBJ	SJ	Description	Budget	Monthly Activity	FYTD Activity	Batch Activity	Amount	Available Funds
10E---	1207	5---	--	-----	2,000.00	0.00	0.00	0.00	0.00	2,000.00
10E920	1212	4100	00	920000 RCHS ED Supp	300.00	0.00	0.00	0.00	0.00	300.00
10E---	1212	4---	--	-----	300.00	0.00	0.00	0.00	0.00	300.00
10E280	1213	1100	00	280000 Homebound Teach Sal	20,000.00	0.00	2,340.00	0.00	0.00	17,660.00
10E---	1213	1---	--	-----	20,000.00	0.00	2,340.00	0.00	0.00	17,660.00
10E280	1213	2110	00	280000 Homebound Teach TRS	2,400.00	0.00	263.58	0.00	0.00	2,136.42
10E---	1213	2---	--	-----	2,400.00	0.00	263.58	0.00	0.00	2,136.42
10E920	1213	3190	00	920000 Homebound Pur Service	0.00	0.00	0.00	0.00	0.00	0.00
10E920	1213	3320	00	920000 Homebound Travel	1,000.00	0.00	0.00	0.00	0.00	1,000.00
10E---	1213	3---	--	-----	1,000.00	0.00	0.00	0.00	0.00	1,000.00
10E140	1216	1100	00	140000 Autism Cert Sal	0.00	0.00	0.00	0.00	0.00	0.00
10E280	1216	1110	00	280000 Autism Aide Sal	25,000.00	1,725.50	3,451.00	0.00	0.00	21,549.00
10E140	1216	1200	00	140000	0.00	0.00	0.00	0.00	0.00	0.00
10E280	1216	1200	00	280000 Autism Sub Salary	0.00	0.00	0.00	0.00	0.00	0.00
10E140	1216	1210	00	140000	0.00	0.00	0.00	0.00	0.00	0.00
10E280	1216	1210	00	280000 Autism Sub Aide Sal	0.00	0.00	0.00	0.00	0.00	0.00
10E---	1216	1---	--	-----	25,000.00	1,725.50	3,451.00	0.00	0.00	21,549.00
10E140	1216	2110	00	140000 Autism TRS	0.00	0.00	0.00	0.00	0.00	0.00
10E280	1216	2130	00	280000 Autism FICA	0.00	0.00	0.00	0.00	0.00	0.00
10E140	1216	2200	00	140000 Autism INS Ben	0.00	0.00	0.00	0.00	0.00	0.00
10E280	1216	2200	00	280000 Autsim Ins Ben	12.00	0.96	1.92	0.00	0.00	10.08
10E---	1216	2---	--	-----	12.00	0.96	1.92	0.00	0.00	10.08
10E880	1216	3190	00	880000 JFF Music Therapy	0.00	0.00	0.00	0.00	0.00	0.00
10E920	1216	3190	00	920000 Autism Purchase Serv	750.00	0.00	0.00	0.00	0.00	750.00
10E920	1216	3320	00	920000 Autism Travel	1,200.00	0.00	0.00	0.00	0.00	1,200.00
10E---	1216	3---	--	-----	1,950.00	0.00	0.00	0.00	0.00	1,950.00
10E920	1216	4100	00	920000 Autism Supplies	1,000.00	0.00	0.00	0.00	0.00	1,000.00
10E920	1216	4220	00	920000 Autism Workbks	0.00	0.00	0.00	0.00	0.00	0.00
10E920	1216	4700	00	920000 Mecca Tech-Autism Software	400.00	0.00	0.00	0.00	0.00	400.00
10E---	1216	4---	--	-----	1,400.00	0.00	0.00	0.00	0.00	1,400.00
10E920	1216	5500	00	920000 Autism Equipment	500.00	0.00	0.00	0.00	0.00	500.00
10E---	1216	5---	--	-----	500.00	0.00	0.00	0.00	0.00	500.00
10E140	1220	1100	00	140000 Cross Cat Teacher Sal	710,000.00	51,109.06	102,098.12	0.00	0.00	607,901.88
10E140	1220	1110	00	140000 Cross Cat Aide/Asst Sal	185,000.00	13,988.96	28,037.42	0.00	0.00	156,962.58
10E140	1220	1200	00	140000 Cross Cat Sub Teach Sal	13,000.00	0.00	0.00	0.00	0.00	13,000.00
10E140	1220	1210	00	140000 Cross Cat Sub Aide/Asst Sal	5,000.00	0.00	0.00	0.00	0.00	5,000.00
10E---	1220	1---	--	-----	913,000.00	65,098.02	130,135.54	0.00	0.00	782,864.46
10E140	1220	2110	00	140000 Cross Cat Teacher TRS	80,000.00	5,770.66	11,513.76	0.00	0.00	68,486.24
10E140	1220	2130	00	140000	0.00	0.00	0.00	0.00	0.00	0.00
10E140	1220	2200	00	140000 Cross Cat Insurance Ben	128,000.00	9,125.80	18,251.60	0.00	0.00	109,748.40

FDTLOC	FUNC	OBJ	SJ	Account Level Description	2023-24 Budget	August 2023-24 Monthly Activity	2023-24 FYTD Activity	2023-24 Batch Activity	Encumbered Amount	2023-24 Available Funds
10E---	1220	2---	--	-----	208,000.00	14,896.46	29,765.36	0.00	0.00	178,234.64
10E920	1220	3190	00	920000 Cross Cat PUR SERV	1,000.00	0.00	456.00	0.00	227.90	316.10
10E920	1220	3320	00	920000 Cross Cat Travel	1,600.00	0.00	0.00	0.00	0.00	1,600.00
10E---	1220	3---	--	-----	2,600.00	0.00	456.00	0.00	227.90	1,916.10
10E920	1220	4100	00	920000 Cross Cat Supplies	9,000.00	535.67	1,239.88	181.03	219.56	7,359.53
10E920	1220	4100	61	000000 Cross Cat Comp Supp	500.00	0.00	62.99	0.00	0.00	437.01
10E920	1220	4200	00	920000 Cross Cat Textbks	500.00	0.00	159.90	0.00	0.00	340.10
10E920	1220	4220	00	920000 Cross Cat Workbks	200.00	0.00	0.00	0.00	207.31	-7.31
10E920	1220	4700	00	000000 Cross Cat Software	0.00	0.00	0.00	0.00	0.00	0.00
10E---	1220	4---	--	-----	10,200.00	535.67	1,462.77	181.03	426.87	8,129.33
10E920	1220	5500	00	920000 Cross Cat Equipment	0.00	0.00	0.00	0.00	0.00	0.00
10E---	1220	5---	--	-----	0.00	0.00	0.00	0.00	0.00	0.00
10E100	1250	1100	00	100000 Title I Teacher Sal	35,000.00	22,688.46	39,054.42	0.00	0.00	-4,054.42
10E500	1250	1100	00	500000 Title I Teach Sal Prior	105,000.00	60.00	60.00	0.00	0.00	104,940.00
10E100	1250	1110	00	100000 Title I Aide/Asst Sal	60,000.00	30,178.26	59,861.52	0.00	0.00	138.48
10E500	1250	1110	00	500000 Title I Aide/Asst Sal Pr	430,000.00	0.00	0.00	0.00	0.00	430,000.00
10E100	1250	1200	00	100000 Title I Sub Teach Sal	1,000.00	0.00	810.00	0.00	0.00	190.00
10E500	1250	1200	00	500000 Title I Sub	0.00	0.00	0.00	0.00	0.00	0.00
10E100	1250	1210	00	100000 Title I Sub Aide/Ast Sal	0.00	0.00	0.00	0.00	0.00	0.00
10E500	1250	1210	00	500000 Title I Sub TA Sal	2,000.00	0.00	0.00	0.00	0.00	2,000.00
10E100	1250	1300	00	100000 Title I Tutoring Sal	0.00	0.00	810.00	0.00	0.00	-810.00
10E500	1250	1300	00	500000 Title I Tutor Sal	7,500.00	0.00	0.00	0.00	0.00	7,500.00
10E100	1250	1310	00	100000 Title I N/C Tutoring	1,000.00	0.00	0.00	0.00	0.00	1,000.00
10E500	1250	1310	00	500000 Title I Tutor Aide Sal	1,600.00	0.00	0.00	0.00	0.00	1,600.00
10E---	1250	1---	--	-----	643,100.00	52,926.72	100,595.94	0.00	0.00	542,504.06
10E100	1250	2110	00	100000 Title I Teacher TRS	15,000.00	4,903.91	8,938.00	0.00	0.00	6,062.00
10E500	1250	2110	00	500000 Title I TRS	24,150.00	13.74	13.74	0.00	0.00	24,136.26
10E100	1250	2130	00	100000	0.00	0.00	0.00	0.00	0.00	0.00
10E100	1250	2200	00	100000 Title I Insurance Ben	3,000.00	4,569.60	9,139.20	0.00	0.00	-6,139.20
10E500	1250	2200	00	500000 Title I Ins Ben Prior	56,000.00	0.00	0.00	0.00	0.00	56,000.00
10E---	1250	2---	--	-----	98,150.00	9,487.25	18,090.94	0.00	0.00	80,059.06
10E100	1250	3190	00	100000 Title I Pur Serv	0.00	4,979.40	4,979.40	0.00	0.00	-4,979.40
10E500	1250	3190	00	500000 Title I Pur Serv	25,000.00	0.00	0.00	0.00	0.00	25,000.00
10E---	1250	3---	--	-----	25,000.00	4,979.40	4,979.40	0.00	0.00	20,020.60
10E100	1250	4100	00	100000 Title I Supplies	210,000.00	123,758.36	157,520.19	439.17	290.16	51,750.48
10E500	1250	4100	00	500000 Title I Supp	75,000.00	0.00	956.40	0.00	0.00	74,043.60
10E---	1250	4---	--	-----	285,000.00	123,758.36	158,476.59	439.17	290.16	125,794.08
10E100	1250	5500	00	100000 Title Equipment	750.00	0.00	0.00	0.00	0.00	750.00
10E---	1250	5---	--	-----	750.00	0.00	0.00	0.00	0.00	750.00
10E360	1275	1100	00	360000 Jump Start Teach Sal	0.00	0.00	0.00	0.00	0.00	0.00

151

Account Level				2023-24	August 2023-24	2023-24	2023-24	Encumbered	2023-24	
FDTLOC	FUNC	OBJ	SJ	Description	Budget	Monthly Activity	FYTD Activity	Batch Activity	Amount	Available Funds
10E360	1275	1110	00	360000	Jump Start Aide Sal	0.00	0.00	0.00	0.00	0.00
10E360	1275	1200	00	360000	Jump Start Sub Teach	0.00	0.00	0.00	0.00	0.00
10E360	1275	1210	00	360000	Jump Start Sub Aide Sal	0.00	0.00	0.00	0.00	0.00
10E---	1275	1---	--	-----	0.00	0.00	0.00	0.00	0.00	0.00
10E360	1275	2110	00	360000	Jump Start Teach TRS	0.00	0.00	0.00	0.00	0.00
10E360	1275	2200	00	360000	Jump Start Ins Ben	0.00	0.00	0.00	0.00	0.00
10E---	1275	2---	--	-----	0.00	0.00	0.00	0.00	0.00	0.00
10E360	1275	3190	00	360000	Jump Start Pur Serv	0.00	0.00	0.00	0.00	0.00
10E---	1275	3---	--	-----	0.00	0.00	0.00	0.00	0.00	0.00
10E360	1275	4100	00	360000	Jump Start Supplies	0.00	0.00	0.00	0.00	0.00
10E---	1275	4---	--	-----	0.00	0.00	0.00	0.00	0.00	0.00
10E050	1400	1100	00	000000	RCHS Voc Teach Sal	625,000.00	52,175.80	103,433.18	0.00	521,566.82
10E390	1400	1100	00	390000	Vocational Tutor-Perki Sal	5,000.00	120.00	120.00	0.00	4,880.00
10E480	1400	1100	00	480000	Ag 3 Circles	15,000.00	0.00	0.00	0.00	15,000.00
10E490	1400	1100	00	490000	AG Incent Sal	0.00	0.00	0.00	0.00	0.00
10E780	1400	1100	00	780000	CTEI SALARIES	5,000.00	0.00	0.00	0.00	5,000.00
10E050	1400	1110	00	000000	BT Salaries	0.00	0.00	0.00	0.00	0.00
10E050	1400	1200	00	000000	RCHS Voc Sub Teach Sal	12,000.00	0.00	0.00	0.00	12,000.00
10E---	1400	1---	--	-----	662,000.00	52,295.80	103,553.18	0.00	0.00	558,446.82
10E050	1400	2110	00	000000	RCHS Voc TRS	75,000.00	5,876.82	11,650.22	0.00	63,349.78
10E390	1400	2110	00	390000	Perkins TRS	0.00	27.49	27.49	0.00	-27.49
10E480	1400	2110	00	480000	Ag 3 Circles TRS	2,500.00	0.00	0.00	0.00	2,500.00
10E490	1400	2110	00	490000	AG Incent TRS	0.00	0.00	0.00	0.00	0.00
10E390	1400	2130	00	390000		0.00	0.00	0.00	0.00	0.00
10E050	1400	2200	00	000000	RCHS Voc Ins Benefit	65,000.00	5,107.50	10,285.00	0.00	54,715.00
10E390	1400	2200	00	390000	Vocational Tutor Ins Ben	0.00	0.00	0.00	0.00	0.00
10E---	1400	2---	--	-----	142,500.00	11,011.81	21,962.71	0.00	0.00	120,537.29
10E050	1400	3140	00	000000	RCHS OCC Dual Credit Classes	35,000.00	0.00	0.00	0.00	35,000.00
10E050	1400	3190	00	000000	RCHS CTEI Grant Pur. Services	0.00	0.00	0.00	0.00	0.00
10E050	1400	3190	01	000000	RCHS Ag Entry Fees	2,200.00	0.00	0.00	1,400.00	800.00
10E050	1400	3190	07	000000	RCHS Health Pur Serv	0.00	0.00	0.00	0.00	0.00
10E050	1400	3190	10	000000	RCHS Inc Occ Pur Serv	0.00	0.00	0.00	0.00	0.00
10E050	1400	3190	14	000000	RCHS Business Services	0.00	0.00	0.00	0.00	0.00
10E230	1400	3190	00	230000	JFF CNA Fees Fingerprint Train	1,500.00	0.00	0.00	0.00	1,500.00
10E390	1400	3190	00	390000	Perkins Pur Serv	13,320.00	722.40	3,322.40	0.00	9,997.60
10E490	1400	3190	00	490000	RCHS AG Grant Pur Serv	0.00	0.00	0.00	0.00	0.00
10E780	1400	3190	00	780000	CTEI Pur Serv	15,000.00	0.00	0.00	2,800.00	12,200.00
10E781	1400	3190	00	781000	PATHWAYS SERVICE	0.00	0.00	0.00	0.00	0.00
10E050	1400	3230	00	000000	RCHS Gen Voc Rep/Maint	1,500.00	0.00	0.00	0.00	1,500.00
10E050	1400	3230	01	000000	RCHS Ag Repair/Maint	100.00	0.00	0.00	0.00	100.00

Account Level				2023-24	August 2023-24	2023-24	2023-24	Encumbered	2023-24		
FDTLOC	FUNC	OBJ	SJ	Description	Budget	Monthly Activity	FYTD Activity	Batch Activity	Amount	Available Funds	
10E050	1400	3230	09	000000	RCHS FACS Rep/Main	0.00	0.00	0.00	0.00	0.00	
10E050	1400	3230	10	000000	RCHS Ind Occ Rep/Maint	0.00	0.00	0.00	0.00	0.00	
10E050	1400	3230	61	000000	RCHS Comp Lab Rep/Maint	0.00	0.00	0.00	0.00	0.00	
10E050	1400	3320	00	000000	RCHS CTEI Grant Travel	0.00	0.00	0.00	0.00	0.00	
10E050	1400	3320	01	000000	RCHS Ag Travel	3,650.00	59.68	59.68	0.00	3,590.32	
10E050	1400	3320	07	000000	RCHS Health Occ Travel	0.00	0.00	0.00	0.00	0.00	
10E050	1400	3320	09	000000	RCHS FACS Travel	0.00	0.00	0.00	0.00	0.00	
10E050	1400	3320	10	000000	RCHS Voc Ed Inc OCC Travel	0.00	0.00	0.00	0.00	0.00	
10E050	1400	3320	14	000000	RCHS Business Travel	0.00	0.00	0.00	0.00	0.00	
10E390	1400	3320	00	390000	Perkins Travel	0.00	0.00	0.00	0.00	0.00	
10E540	1400	3320	00	540000	Worked Based Learning	0.00	0.00	0.00	0.00	0.00	
10E780	1400	3320	00	780000	CTEI Travel	2,491.00	0.00	0.00	0.00	2,491.00	
10E---	1400	3---	--	-----		74,761.00	782.08	3,382.08	0.00	4,200.00	67,178.92
10E050	1400	4100	00	000000	RCHS CTEI Grant Supplies	0.00	0.00	0.00	0.00	0.00	
10E050	1400	4100	01	000000	RCHS Ag Supplies	12,400.00	0.00	0.00	251.60	12,148.40	
10E050	1400	4100	07	000000	RCHS Health Occ Supplies	700.00	0.00	0.00	0.00	700.00	
10E050	1400	4100	09	000000	RCHS FCS SUPPLIES	6,480.00	0.00	0.00	0.00	6,480.00	
10E050	1400	4100	10	000000	RCHS Ind Occ Supplies	0.00	405.37	405.37	0.00	-405.37	
10E050	1400	4100	14	000000	RCHS Business Supplies	4,100.00	0.00	0.00	0.00	4,100.00	
10E050	1400	4100	61	000000	RCHS Computer Lab Supp	5,000.00	0.00	0.00	0.00	5,000.00	
10E230	1400	4100	00	230000	JFF CNA Supplies	500.00	0.00	0.00	0.00	500.00	
10E390	1400	4100	00	390000	Perkins Grant Supp	1,680.00	0.00	0.00	0.00	1,680.00	
10E490	1400	4100	00	490000	RCHS AG Grant Supplies	500.00	0.00	0.00	0.00	500.00	
10E540	1400	4100	00	540000	Federal Tech Prep Supplies	0.00	0.00	0.00	0.00	0.00	
10E780	1400	4100	00	780000	CTEI Supplies	25,523.00	846.49	846.49	206.37	11,442.00	13,028.14
10E781	1400	4100	00	781000	PATHWAY SUPPLIES	5,000.00	0.00	0.00	0.00	5,000.00	
10E050	1400	4110	09	000000		0.00	0.00	0.00	0.00	0.00	
10E050	1400	4200	00	000000	RCHS New Textbooks	0.00	1,175.83	1,175.83	0.00	-1,175.83	
10E050	1400	4210	00	000000	RCHS Voc Replcmt Txtbks	1,000.00	0.00	0.00	0.00	1,000.00	
10E050	1400	4220	00	000000	ERHS Voc Workbooks	1,000.00	0.00	0.00	0.00	1,000.00	
10E050	1400	4400	00	000000	RCHS Vocational Subscriptions	0.00	0.00	0.00	0.00	0.00	
10E050	1400	4400	01	000000	RCHS Voc Ed-Ag Subscriptions	0.00	0.00	0.00	0.00	0.00	
10E050	1400	4400	09	000000	RCHS Home Ec Subscriptions	0.00	0.00	0.00	0.00	0.00	
10E050	1400	4400	10	000000	RCHS Ind Occ Subscription Renwl	0.00	0.00	0.00	0.00	0.00	
10E780	1400	4400	00	780000	CTEI Subscriptions	0.00	0.00	0.00	0.00	0.00	
10E050	1400	4700	00	000000	RCHS CTEI Grant Software	0.00	0.00	0.00	0.00	0.00	
10E050	1400	4700	09	000000	RCHS Voc Ed-FACS Dept Software	0.00	0.00	0.00	0.00	0.00	
10E780	1400	4700	00	780000	CTEI Software	0.00	0.00	239.00	0.00	-239.00	
10E---	1400	4---	--	-----		63,883.00	2,427.69	2,666.69	206.37	11,693.60	49,316.34
10E050	1400	5500	00	000000	RCHS CTEI Grnt Classroom Equip	0.00	0.00	0.00	0.00	0.00	

153

Account Level				2023-24	August 2023-24	2023-24	2023-24	Encumbered	2023-24	
FDTLOC	FUNC	OBJ	SJ	Description	Budget	Monthly Activity	FYTD Activity	Batch Activity	Amount	Available Funds
10E050	1400	5500	01 000000	RCHS Ag Equipment	5,100.00	0.00	0.00	0.00	0.00	5,100.00
10E050	1400	5500	09 000000	RCHS Home Econ Equip	0.00	0.00	0.00	0.00	0.00	0.00
10E050	1400	5500	10 000000	RCHS Ind Occ Equip	0.00	0.00	0.00	0.00	0.00	0.00
10E050	1400	5500	14 000000	RCHS Voc Busns Equip	500.00	0.00	0.00	0.00	0.00	500.00
10E050	1400	5500	17 000000	RCHS Voc Mod Tech Equip	0.00	0.00	0.00	0.00	0.00	0.00
10E050	1400	5500	33 000000	RCHS Voc Ag Welding Equipment	0.00	0.00	0.00	0.00	0.00	0.00
10E050	1400	5500	61 000000	RCHS CTEI Computer Equipment	0.00	0.00	0.00	0.00	0.00	0.00
10E380	1400	5500	00 380000	Voc Ed Tech Prep Equip	0.00	0.00	0.00	0.00	0.00	0.00
10E390	1400	5500	00 390000	Perkins Equip	0.00	0.00	0.00	0.00	0.00	0.00
10E490	1400	5500	00 490000	Ag Grant Equip	0.00	0.00	0.00	0.00	0.00	0.00
10E540	1400	5500	00 540000	Fed Tech Prep Equip	0.00	0.00	0.00	0.00	0.00	0.00
10E780	1400	5500	00 780000	CTEI Equipment	20,342.00	0.00	10,756.99	0.00	1,199.00	8,386.01
10E781	1400	5500	00 781000	PATHWAYS EQUIPMENT	5,000.00	0.00	0.00	0.00	0.00	5,000.00
10E---	1400	5---	-- -----		30,942.00	0.00	10,756.99	0.00	1,199.00	18,986.01
10E050	1400	6000	16 000000	RCHS Voc Sale BT house	0.00	0.00	0.00	0.00	0.00	0.00
10E050	1400	6400	00 000000	RCHS Dues/Fees	0.00	0.00	0.00	0.00	0.00	0.00
10E050	1400	6410	00 000000	RCHS Voc Reg Del Match Fee	3,000.00	0.00	0.00	0.00	0.00	3,000.00
10E490	1400	6900	00 490000	Refund Of Ag Grant	0.00	0.00	0.00	0.00	0.00	0.00
10E---	1400	6---	-- -----		3,000.00	0.00	0.00	0.00	0.00	3,000.00
10E410	1459	1110	00 410000	JROTC Instructor Sal	165,000.00	6,861.98	13,723.96	0.00	0.00	151,276.04
10E---	1459	1---	-- -----		165,000.00	6,861.98	13,723.96	0.00	0.00	151,276.04
10E410	1459	2130	00 410000		0.00	0.00	0.00	0.00	0.00	0.00
10E410	1459	2200	00 410000	JROTC Insurance Ben	24.00	0.96	1.92	0.00	0.00	22.08
10E---	1459	2---	-- -----		24.00	0.96	1.92	0.00	0.00	22.08
10E050	1500	1100	00 000000	RCHS A D Sal	6,000.00	406.78	813.56	0.00	0.00	5,186.44
10E---	1500	1---	-- -----		6,000.00	406.78	813.56	0.00	0.00	5,186.44
10E050	1500	2110	00 000000	RCHS A D TRS	725.00	45.86	91.72	0.00	0.00	633.28
10E---	1500	2---	-- -----		725.00	45.86	91.72	0.00	0.00	633.28
10E050	1500	3100	00 000000	RCHS Athletic Train/RMH	0.00	0.00	0.00	0.00	0.00	0.00
10E050	1500	3190	00 000000	RCHS AD Game/Dance Scrtty	2,000.00	0.00	0.00	0.00	0.00	2,000.00
10E050	1500	3230	00 000000	RCHS A D Rep/Maint	500.00	0.00	0.00	0.00	0.00	500.00
10E050	1500	3260	00 000000	RCHS A D Postage	200.00	0.00	0.00	0.00	0.00	200.00
10E050	1500	3320	00 000000	RCHS A D Travel	800.00	0.00	0.00	0.00	0.00	800.00
10E050	1500	3600	00 000000	RCHS AD Printing	0.00	0.00	0.00	0.00	0.00	0.00
10E050	1500	3910	00 000000	RCHS A D Playoffs	5,000.00	0.00	0.00	0.00	0.00	5,000.00
10E---	1500	3---	-- -----		8,500.00	0.00	0.00	0.00	0.00	8,500.00
10E050	1500	4100	00 000000	RCHS A D Supplies	1,100.00	0.00	46.98	0.00	81.66	971.36
10E050	1500	4110	00 000000	RCHS A D Awards	800.00	0.00	0.00	0.00	0.00	800.00
10E050	1500	4120	00 000000	RCHS Sport uniforms	0.00	0.00	0.00	0.00	0.00	0.00
10E050	1500	4700	00 000000	RCHS AD Software	1,450.00	1,450.00	1,450.00	-50.00	0.00	50.00

154

Account Level				2023-24	August 2023-24	2023-24	2023-24	Encumbered	2023-24	
FDTLOC	FUNC	OBJ	SJ	Description	Budget	Monthly Activity	FYTD Activity	Batch Activity	Amount	Available Funds
10E---	1500	4---	--	-----	3,350.00	1,450.00	1,496.98	-50.00	81.66	1,821.36
10E050	1500	6400	00	000000	150.00	0.00	0.00	0.00	0.00	150.00
10E---	1500	6---	--	-----	150.00	0.00	0.00	0.00	0.00	150.00
10E050	1505	1100	00	000000	3,000.00	244.08	488.16	0.00	0.00	2,511.84
10E---	1505	1---	--	-----	3,000.00	244.08	488.16	0.00	0.00	2,511.84
10E050	1505	2110	00	000000	350.00	27.50	55.00	0.00	0.00	295.00
10E---	1505	2---	--	-----	350.00	27.50	55.00	0.00	0.00	295.00
10E050	1509	1100	00	000000	1,125.00	0.00	0.00	0.00	0.00	1,125.00
10E---	1509	1---	--	-----	1,125.00	0.00	0.00	0.00	0.00	1,125.00
10E050	1509	2110	00	000000	140.00	0.00	0.00	0.00	0.00	140.00
10E---	1509	2---	--	-----	140.00	0.00	0.00	0.00	0.00	140.00
10E050	1510	1100	00	000000	5,900.00	0.00	0.00	0.00	0.00	5,900.00
10E---	1510	1---	--	-----	5,900.00	0.00	0.00	0.00	0.00	5,900.00
10E050	1510	2110	00	000000	0.00	0.00	0.00	0.00	0.00	0.00
10E050	1510	2200	00	000000	0.00	0.00	0.00	0.00	0.00	0.00
10E---	1510	2---	--	-----	0.00	0.00	0.00	0.00	0.00	0.00
10E050	1510	3190	00	000000	500.00	0.00	0.00	0.00	0.00	500.00
10E050	1510	3320	00	000000	0.00	0.00	0.00	0.00	0.00	0.00
10E---	1510	3---	--	-----	500.00	0.00	0.00	0.00	0.00	500.00
10E050	1510	4100	00	000000	230.00	0.00	0.00	0.00	0.00	230.00
10E---	1510	4---	--	-----	230.00	0.00	0.00	0.00	0.00	230.00
10E050	1511	1100	00	000000	5,250.00	0.00	0.00	0.00	0.00	5,250.00
10E---	1511	1---	--	-----	5,250.00	0.00	0.00	0.00	0.00	5,250.00
10E050	1511	2110	00	000000	625.00	0.00	0.00	0.00	0.00	625.00
10E---	1511	2---	--	-----	625.00	0.00	0.00	0.00	0.00	625.00
10E050	1511	3190	00	000000	2,100.00	0.00	0.00	0.00	0.00	2,100.00
10E050	1511	3320	00	000000	0.00	0.00	0.00	0.00	0.00	0.00
10E---	1511	3---	--	-----	2,100.00	0.00	0.00	0.00	0.00	2,100.00
10E050	1511	4100	00	000000	255.00	0.00	0.00	0.00	242.00	13.00
10E---	1511	4---	--	-----	255.00	0.00	0.00	0.00	242.00	13.00
10E050	1512	1100	00	000000	7,200.00	0.00	0.00	0.00	0.00	7,200.00
10E050	1512	1120	00	000000	1,300.00	2,713.50	3,381.00	0.00	0.00	-2,081.00
10E---	1512	1---	--	-----	8,500.00	2,713.50	3,381.00	0.00	0.00	5,119.00
10E050	1512	2110	00	000000	875.00	305.64	380.82	0.00	0.00	494.18
10E---	1512	2---	--	-----	875.00	305.64	380.82	0.00	0.00	494.18
10E050	1512	3190	00	000000	900.00	0.00	0.00	0.00	0.00	900.00
10E050	1512	3320	00	000000	0.00	0.00	0.00	0.00	0.00	0.00
10E---	1512	3---	--	-----	900.00	0.00	0.00	0.00	0.00	900.00
10E050	1512	4100	00	000000	255.00	0.00	0.00	0.00	0.00	255.00
10E---	1512	4---	--	-----	255.00	0.00	0.00	0.00	0.00	255.00

155

Account Level				2023-24	August 2023-24	2023-24	2023-24	Encumbered	2023-24	
FDTLOC	FUNC	OBJ	SJ	Description	Budget	Monthly Activity	FYTD Activity	Batch Activity	Amount	Available Funds
10E050	1513	1100	00	000000	0.00	0.00	0.00	0.00	0.00	0.00
10E---	1513	1---	--	-----	0.00	0.00	0.00	0.00	0.00	0.00
10E050	1513	2110	00	000000	0.00	0.00	0.00	0.00	0.00	0.00
10E050	1513	2200	00	000000	0.00	0.00	0.00	0.00	0.00	0.00
10E---	1513	2---	--	-----	0.00	0.00	0.00	0.00	0.00	0.00
10E050	1513	4100	00	000000	0.00	0.00	0.00	0.00	0.00	0.00
10E---	1513	4---	--	-----	0.00	0.00	0.00	0.00	0.00	0.00
10E050	1520	1100	00	000000	3,700.00	0.00	0.00	0.00	0.00	3,700.00
10E---	1520	1---	--	-----	3,700.00	0.00	0.00	0.00	0.00	3,700.00
10E050	1520	2110	00	000000	0.00	0.00	0.00	0.00	0.00	0.00
10E---	1520	2---	--	-----	0.00	0.00	0.00	0.00	0.00	0.00
10E050	1520	3190	00	000000	150.00	0.00	0.00	0.00	0.00	150.00
10E050	1520	3320	00	000000	0.00	0.00	0.00	0.00	0.00	0.00
10E---	1520	3---	--	-----	150.00	0.00	0.00	0.00	0.00	150.00
10E050	1520	4100	00	000000	215.00	0.00	0.00	0.00	0.00	215.00
10E---	1520	4---	--	-----	215.00	0.00	0.00	0.00	0.00	215.00
10E050	1521	1100	00	000000	7,600.00	0.00	0.00	0.00	0.00	7,600.00
10E050	1521	1120	00	000000	525.00	0.00	0.00	0.00	0.00	525.00
10E---	1521	1---	--	-----	8,125.00	0.00	0.00	0.00	0.00	8,125.00
10E050	1521	2110	00	000000	550.00	0.00	0.00	0.00	0.00	550.00
10E---	1521	2---	--	-----	550.00	0.00	0.00	0.00	0.00	550.00
10E050	1521	3100	00	000000	900.00	0.00	0.00	0.00	0.00	900.00
10E050	1521	3190	00	000000	1,000.00	0.00	0.00	0.00	0.00	1,000.00
10E050	1521	3320	00	000000	0.00	0.00	0.00	0.00	0.00	0.00
10E---	1521	3---	--	-----	1,900.00	0.00	0.00	0.00	0.00	1,900.00
10E050	1521	4100	00	000000	680.00	680.00	680.00	0.00	0.00	0.00
10E---	1521	4---	--	-----	680.00	680.00	680.00	0.00	0.00	0.00
10E050	1521	5400	00	000000	0.00	0.00	0.00	0.00	0.00	0.00
10E050	1521	5500	00	000000	0.00	0.00	0.00	0.00	0.00	0.00
10E---	1521	5---	--	-----	0.00	0.00	0.00	0.00	0.00	0.00
10E050	1522	1100	00	000000	16,000.00	0.00	0.00	0.00	0.00	16,000.00
10E050	1522	1120	00	000000	1,500.00	0.00	0.00	0.00	0.00	1,500.00
10E---	1522	1---	--	-----	17,500.00	0.00	0.00	0.00	0.00	17,500.00
10E050	1522	2110	00	000000	1,450.00	0.00	0.00	0.00	0.00	1,450.00
10E---	1522	2---	--	-----	1,450.00	0.00	0.00	0.00	0.00	1,450.00
10E050	1522	3100	00	000000	3,540.00	0.00	0.00	0.00	0.00	3,540.00
10E050	1522	3190	00	000000	600.00	0.00	0.00	0.00	0.00	600.00
10E050	1522	3320	00	000000	0.00	0.00	0.00	0.00	0.00	0.00
10E---	1522	3---	--	-----	4,140.00	0.00	0.00	0.00	0.00	4,140.00
10E050	1522	4100	00	000000	1,275.00	0.00	0.00	0.00	0.00	1,275.00

156

Account Level				2023-24	August 2023-24	2023-24	2023-24	Encumbered	2023-24	
FDTLOC	FUNC	OBJ	SJ	Description	Budget	Monthly Activity	FYTD Activity	Batch Activity	Amount	Available Funds
10E---	1522	4---	--	-----	1,275.00	0.00	0.00	0.00	0.00	1,275.00
10E050	1523	1100	00	000000	8,710.00	0.00	0.00	0.00	0.00	8,710.00
10E050	1523	1120	00	000000	600.00	0.00	0.00	0.00	0.00	600.00
10E---	1523	1---	--	-----	9,310.00	0.00	0.00	0.00	0.00	9,310.00
10E050	1523	2110	00	000000	650.00	0.00	0.00	0.00	0.00	650.00
10E---	1523	2---	--	-----	650.00	0.00	0.00	0.00	0.00	650.00
10E050	1523	3100	00	000000	200.00	0.00	0.00	0.00	0.00	200.00
10E050	1523	3190	00	000000	600.00	0.00	0.00	0.00	0.00	600.00
10E050	1523	3320	00	000000	0.00	0.00	0.00	0.00	0.00	0.00
10E---	1523	3---	--	-----	800.00	0.00	0.00	0.00	0.00	800.00
10E050	1523	4100	00	000000	640.00	0.00	0.00	0.00	0.00	640.00
10E---	1523	4---	--	-----	640.00	0.00	0.00	0.00	0.00	640.00
10E050	1524	1100	00	000000	9,925.00	0.00	0.00	0.00	0.00	9,925.00
10E---	1524	1---	--	-----	9,925.00	0.00	0.00	0.00	0.00	9,925.00
10E050	1524	2110	00	000000	1,200.00	0.00	0.00	0.00	0.00	1,200.00
10E---	1524	2---	--	-----	1,200.00	0.00	0.00	0.00	0.00	1,200.00
10E050	1524	3100	00	000000	4,440.00	0.00	0.00	0.00	0.00	4,440.00
10E050	1524	3190	00	000000	180.00	0.00	0.00	0.00	0.00	180.00
10E050	1524	3320	00	000000	0.00	0.00	0.00	0.00	0.00	0.00
10E---	1524	3---	--	-----	4,620.00	0.00	0.00	0.00	0.00	4,620.00
10E050	1524	4100	00	000000	1,275.00	0.00	0.00	0.00	0.00	1,275.00
10E---	1524	4---	--	-----	1,275.00	0.00	0.00	0.00	0.00	1,275.00
10E050	1525	1100	00	000000	8,425.00	0.00	0.00	0.00	0.00	8,425.00
10E050	1525	1120	00	000000	0.00	0.00	0.00	0.00	0.00	0.00
10E---	1525	1---	--	-----	8,425.00	0.00	0.00	0.00	0.00	8,425.00
10E050	1525	2110	00	000000	0.00	0.00	0.00	0.00	0.00	0.00
10E---	1525	2---	--	-----	0.00	0.00	0.00	0.00	0.00	0.00
10E050	1525	3100	00	000000	1,800.00	0.00	0.00	0.00	0.00	1,800.00
10E050	1525	3190	00	000000	500.00	0.00	0.00	0.00	0.00	500.00
10E050	1525	3320	00	000000	0.00	0.00	0.00	0.00	0.00	0.00
10E---	1525	3---	--	-----	2,300.00	0.00	0.00	0.00	0.00	2,300.00
10E050	1525	4100	00	000000	890.00	0.00	0.00	0.00	0.00	890.00
10E---	1525	4---	--	-----	890.00	0.00	0.00	0.00	0.00	890.00
10E050	1530	1100	00	000000	5,750.00	0.00	0.00	0.00	0.00	5,750.00
10E---	1530	1---	--	-----	5,750.00	0.00	0.00	0.00	0.00	5,750.00
10E050	1530	2110	00	000000	0.00	0.00	0.00	0.00	0.00	0.00
10E---	1530	2---	--	-----	0.00	0.00	0.00	0.00	0.00	0.00
10E050	1530	3190	00	000000	250.00	0.00	0.00	0.00	0.00	250.00
10E050	1530	3320	00	000000	0.00	0.00	0.00	0.00	0.00	0.00
10E---	1530	3---	--	-----	250.00	0.00	0.00	0.00	0.00	250.00

157

Account Level					2023-24	August 2023-24	2023-24	2023-24	Encumbered	2023-24
FDTLOC	FUNC	OBJ	SJ	Description	Budget	Monthly Activity	FYTD Activity	Batch Activity	Amount	Available Funds
10E050	1530	4100	00 000000	10E050 1530 4100 00 000000	215.00	0.00	0.00	0.00	0.00	215.00
10E---	1530	4---	--	10E--- 1530 4--- --	215.00	0.00	0.00	0.00	0.00	215.00
10E050	1531	1100	00 000000	10E050 1531 1100 00 000000	23,200.00	0.00	0.00	0.00	0.00	23,200.00
10E050	1531	1120	00 000000	10E050 1531 1120 00 000000	3,000.00	0.00	0.00	0.00	0.00	3,000.00
10E---	1531	1---	--	10E--- 1531 1--- --	26,200.00	0.00	0.00	0.00	0.00	26,200.00
10E050	1531	2110	00 000000	10E050 1531 2110 00 000000	1,850.00	0.00	0.00	0.00	0.00	1,850.00
10E---	1531	2---	--	10E--- 1531 2--- --	1,850.00	0.00	0.00	0.00	0.00	1,850.00
10E050	1531	3100	00 000000	10E050 1531 3100 00 000000	3,520.00	0.00	0.00	0.00	0.00	3,520.00
10E050	1531	3190	00 000000	10E050 1531 3190 00 000000	900.00	0.00	0.00	0.00	0.00	900.00
10E050	1531	3230	00 000000	10E050 1531 3230 00 000000	6,000.00	0.00	11,077.83	0.00	0.00	-5,077.83
10E050	1531	3320	00 000000	10E050 1531 3320 00 000000	0.00	0.00	0.00	0.00	0.00	0.00
10E050	1531	3800	00 000000	10E050 1531 3800 00 000000	0.00	0.00	0.00	0.00	0.00	0.00
10E---	1531	3---	--	10E--- 1531 3--- --	10,420.00	0.00	11,077.83	0.00	0.00	-657.83
10E050	1531	4100	00 000000	10E050 1531 4100 00 000000	4,700.00	0.00	4,650.00	0.00	99.99	-49.99
10E---	1531	4---	--	10E--- 1531 4--- --	4,700.00	0.00	4,650.00	0.00	99.99	-49.99
10E050	1532	1100	00 000000	10E050 1532 1100 00 000000	16,150.00	0.00	0.00	0.00	0.00	16,150.00
10E050	1532	1120	00 000000	10E050 1532 1120 00 000000	3,100.00	0.00	0.00	0.00	0.00	3,100.00
10E050	1532	1200	00 000000	10E050 1532 1200 00 000000	0.00	0.00	0.00	0.00	0.00	0.00
10E---	1532	1---	--	10E--- 1532 1--- --	19,250.00	0.00	0.00	0.00	0.00	19,250.00
10E050	1532	2110	00 000000	10E050 1532 2110 00 000000	1,950.00	0.00	0.00	0.00	0.00	1,950.00
10E---	1532	2---	--	10E--- 1532 2--- --	1,950.00	0.00	0.00	0.00	0.00	1,950.00
10E050	1532	3100	00 000000	10E050 1532 3100 00 000000	4,140.00	0.00	0.00	0.00	0.00	4,140.00
10E050	1532	3190	00 000000	10E050 1532 3190 00 000000	650.00	0.00	0.00	0.00	0.00	650.00
10E050	1532	3320	00 000000	10E050 1532 3320 00 000000	0.00	0.00	0.00	0.00	0.00	0.00
10E---	1532	3---	--	10E--- 1532 3--- --	4,790.00	0.00	0.00	0.00	0.00	4,790.00
10E050	1532	4100	00 000000	10E050 1532 4100 00 000000	1,275.00	0.00	0.00	0.00	0.00	1,275.00
10E---	1532	4---	--	10E--- 1532 4--- --	1,275.00	0.00	0.00	0.00	0.00	1,275.00
10E050	1533	1100	00 000000	10E050 1533 1100 00 000000	8,425.00	500.00	500.00	0.00	0.00	7,925.00
10E050	1533	1110	00 000000	10E050 1533 1110 00 000000	600.00	-500.00	-500.00	0.00	0.00	1,100.00
10E---	1533	1---	--	10E--- 1533 1--- --	9,025.00	0.00	0.00	0.00	0.00	9,025.00
10E050	1533	2110	00 000000	10E050 1533 2110 00 000000	1,000.00	0.00	0.00	0.00	0.00	1,000.00
10E---	1533	2---	--	10E--- 1533 2--- --	1,000.00	0.00	0.00	0.00	0.00	1,000.00
10E050	1533	3100	00 000000	10E050 1533 3100 00 000000	200.00	0.00	0.00	0.00	0.00	200.00
10E050	1533	3190	00 000000	10E050 1533 3190 00 000000	1,650.00	0.00	0.00	0.00	0.00	1,650.00
10E050	1533	3320	00 000000	10E050 1533 3320 00 000000	0.00	0.00	0.00	0.00	0.00	0.00
10E---	1533	3---	--	10E--- 1533 3--- --	1,850.00	0.00	0.00	0.00	0.00	1,850.00
10E050	1533	4100	00 000000	10E050 1533 4100 00 000000	640.00	0.00	0.00	0.00	0.00	640.00
10E---	1533	4---	--	10E--- 1533 4--- --	640.00	0.00	0.00	0.00	0.00	640.00
10E050	1533	5500	00 000000	10E050 1533 5500 00 000000	0.00	0.00	0.00	0.00	0.00	0.00
10E---	1533	5---	--	10E--- 1533 5--- --	0.00	0.00	0.00	0.00	0.00	0.00

158

Account Level				2023-24	August 2023-24	2023-24	2023-24	Encumbered	2023-24	
FDTLOC	FUNC	OBJ	SJ	Description	Budget	Monthly Activity	FYTD Activity	Batch Activity	Amount	Available Funds
10E050	1534	1100	00 000000	RCHS Boys Baseball Cch Sal	9,500.00	0.00	0.00	0.00	0.00	9,500.00
10E050	1534	1120	00 000000	RCHS Baseball Workers	700.00	0.00	0.00	0.00	0.00	700.00
10E---	1534	1---	-- -----		10,200.00	0.00	0.00	0.00	0.00	10,200.00
10E050	1534	2110	00 000000	RCHS Boys Baseball TRS	1,150.00	0.00	0.00	0.00	0.00	1,150.00
10E---	1534	2---	-- -----		1,150.00	0.00	0.00	0.00	0.00	1,150.00
10E050	1534	3100	00 000000	RCHS Boys Baseball Official	4,100.00	0.00	0.00	0.00	0.00	4,100.00
10E050	1534	3190	00 000000	RCHS Boys Baseball Part Exp	0.00	0.00	0.00	0.00	0.00	0.00
10E050	1534	3320	00 000000	RCHS Boys Baseball Travel	0.00	0.00	0.00	0.00	0.00	0.00
10E---	1534	3---	-- -----		4,100.00	0.00	0.00	0.00	0.00	4,100.00
10E050	1534	4100	00 000000	RCHS Boys Baseball Supplies	1,875.00	0.00	0.00	0.00	0.00	1,875.00
10E---	1534	4---	-- -----		1,875.00	0.00	0.00	0.00	0.00	1,875.00
10E050	1536	1100	00 000000	RCHS Soccer Coach Sal	8,500.00	0.00	0.00	0.00	0.00	8,500.00
10E---	1536	1---	-- -----		8,500.00	0.00	0.00	0.00	0.00	8,500.00
10E050	1536	2110	00 000000	RCHS Soccer Coach TRS	0.00	0.00	0.00	0.00	0.00	0.00
10E---	1536	2---	-- -----		0.00	0.00	0.00	0.00	0.00	0.00
10E050	1536	3100	00 000000	RCHS Soccer Officials	2,250.00	0.00	0.00	0.00	0.00	2,250.00
10E050	1536	3190	00 000000	RCHS Soccer Part Exp	500.00	0.00	0.00	0.00	0.00	500.00
10E050	1536	3320	00 000000	RCHS Soccer Travel	0.00	0.00	0.00	0.00	0.00	0.00
10E---	1536	3---	-- -----		2,750.00	0.00	0.00	0.00	0.00	2,750.00
10E050	1536	4100	00 000000	RCHS Soccer Supplies	1,020.00	0.00	0.00	0.00	372.21	647.79
10E---	1536	4---	-- -----		1,020.00	0.00	0.00	0.00	372.21	647.79
10E050	1537	1100	00 000000	RCHS Bass Fishing Coach Sal	2,875.00	0.00	0.00	0.00	0.00	2,875.00
10E---	1537	1---	-- -----		2,875.00	0.00	0.00	0.00	0.00	2,875.00
10E050	1537	3190	00 000000	Bass Fishing Particip Expenses	300.00	0.00	0.00	0.00	0.00	300.00
10E---	1537	3---	-- -----		300.00	0.00	0.00	0.00	0.00	300.00
10E040	1540	1100	00 000000	RCMS A D Sal	3,000.00	0.00	366.10	0.00	0.00	2,633.90
10E---	1540	1---	-- -----		3,000.00	0.00	366.10	0.00	0.00	2,633.90
10E040	1540	2110	00 000000	RCMS A D TRS	375.00	0.00	41.24	0.00	0.00	333.76
10E040	1540	2200	00 000000		0.00	0.00	0.00	0.00	0.00	0.00
10E---	1540	2---	-- -----		375.00	0.00	41.24	0.00	0.00	333.76
10E040	1540	3190	00 000000	RCMS AD Pur Serv	250.00	0.00	0.00	0.00	0.00	250.00
10E040	1540	3320	00 000000	RCMS A D Travel	700.00	0.00	0.00	0.00	0.00	700.00
10E040	1540	3910	00 000000	RCMS A D State Plyoffs	365.00	0.00	0.00	0.00	0.00	365.00
10E---	1540	3---	-- -----		1,315.00	0.00	0.00	0.00	0.00	1,315.00
10E040	1540	4100	00 000000	RCMS A D Supplies	305.00	0.00	0.00	0.00	212.36	92.64
10E040	1540	4110	00 000000	RCMS A D Awards	1,700.00	0.00	0.00	0.00	0.00	1,700.00
10E040	1540	4120	00 000000	RCMS Athletic Uniforms	2,000.00	0.00	0.00	0.00	0.00	2,000.00
10E---	1540	4---	-- -----		4,005.00	0.00	0.00	0.00	212.36	3,792.64
10E040	1540	6400	00 000000	RCMS A D Dues/Fees	1,200.00	0.00	300.00	0.00	0.00	900.00
10E---	1540	6---	-- -----		1,200.00	0.00	300.00	0.00	0.00	900.00

159

Account Level				2023-24	August 2023-24	2023-24	2023-24	Encumbered	2023-24	
FDTLOC	FUNC	OBJ	SJ	Description	Budget	Monthly Activity	FYTD Activity	Batch Activity	Amount	Available Funds
10E040	1550	1100	00 000000	RCMS Chrldr Spons Sal	4,200.00	0.00	0.00	0.00	0.00	4,200.00
10E---	1550	1---	-- -----		4,200.00	0.00	0.00	0.00	0.00	4,200.00
10E040	1550	2110	00 000000	RCMS Chrldr Spons TRS	0.00	0.00	0.00	0.00	0.00	0.00
10E---	1550	2---	-- -----		0.00	0.00	0.00	0.00	0.00	0.00
10E040	1550	3190	00 000000	RCMS Chrldr Part Exp	0.00	0.00	0.00	0.00	0.00	0.00
10E040	1550	3320	00 000000	RCMS Chrldr Travel	0.00	0.00	0.00	0.00	0.00	0.00
10E---	1550	3---	-- -----		0.00	0.00	0.00	0.00	0.00	0.00
10E040	1550	4100	00 000000	RCMS Chrldr Supplies	500.00	0.00	0.00	0.00	517.45	-17.45
10E---	1550	4---	-- -----		500.00	0.00	0.00	0.00	517.45	-17.45
10E040	1550	6400	00 000000	RCMS Chrldr Dues/Fees	0.00	0.00	0.00	0.00	0.00	0.00
10E---	1550	6---	-- -----		0.00	0.00	0.00	0.00	0.00	0.00
10E040	1551	1100	00 000000	RCMS X-Country Coach Sal	3,800.00	0.00	0.00	0.00	0.00	3,800.00
10E040	1551	1120	00 000000	RCMS X-Country Wrk Sal	1,000.00	0.00	0.00	0.00	0.00	1,000.00
10E---	1551	1---	-- -----		4,800.00	0.00	0.00	0.00	0.00	4,800.00
10E040	1551	2110	00 000000	RCMS X-Country Coach TRS	450.00	0.00	0.00	0.00	0.00	450.00
10E---	1551	2---	-- -----		450.00	0.00	0.00	0.00	0.00	450.00
10E040	1551	3100	00 000000	MS Cross Country Officials	100.00	0.00	0.00	0.00	0.00	100.00
10E040	1551	3190	00 000000	RCMS X-Country Part Exp	150.00	0.00	0.00	0.00	0.00	150.00
10E040	1551	3320	00 000000	RCMS X-Country Travel	0.00	0.00	0.00	0.00	0.00	0.00
10E---	1551	3---	-- -----		250.00	0.00	0.00	0.00	0.00	250.00
10E040	1551	4100	00 000000	RCMS X-Country Supplies	500.00	0.00	0.00	0.00	0.00	500.00
10E---	1551	4---	-- -----		500.00	0.00	0.00	0.00	0.00	500.00
10E040	1551	6400	00 000000	RCMS X-Country Dues/Fees	0.00	0.00	0.00	0.00	0.00	0.00
10E---	1551	6---	-- -----		0.00	0.00	0.00	0.00	0.00	0.00
10E040	1552	1100	00 000000	RCMS Baseball Coaches Salary	2,350.00	0.00	0.00	0.00	0.00	2,350.00
10E---	1552	1---	-- -----		2,350.00	0.00	0.00	0.00	0.00	2,350.00
10E040	1552	2110	00 000000	RCMS Baseball Coaches TRS	285.00	0.00	0.00	0.00	0.00	285.00
10E---	1552	2---	-- -----		285.00	0.00	0.00	0.00	0.00	285.00
10E040	1552	3100	00 000000	RCMS Baseball Officals	1,000.00	0.00	0.00	0.00	0.00	1,000.00
10E040	1552	3190	00 000000	RCMS Baseball Particip Expense	750.00	0.00	0.00	0.00	0.00	750.00
10E040	1552	3320	00 000000	RCMS Baseball Travel	0.00	0.00	0.00	0.00	0.00	0.00
10E---	1552	3---	-- -----		1,750.00	0.00	0.00	0.00	0.00	1,750.00
10E040	1552	4100	00 000000	RCMS Baseball Supplies	1,250.00	1,219.60	1,219.60	0.00	0.00	30.40
10E---	1552	4---	-- -----		1,250.00	1,219.60	1,219.60	0.00	0.00	30.40
10E040	1552	5500	00 000000	RCMS Baseball Equipment	750.00	0.00	0.00	0.00	0.00	750.00
10E---	1552	5---	-- -----		750.00	0.00	0.00	0.00	0.00	750.00
10E040	1553	1100	00 000000	RCMS Softball Coaches Salary	2,250.00	0.00	0.00	0.00	0.00	2,250.00
10E---	1553	1---	-- -----		2,250.00	0.00	0.00	0.00	0.00	2,250.00
10E040	1553	2110	00 000000	RCMS Softball Coaches TRS	270.00	0.00	0.00	0.00	0.00	270.00
10E---	1553	2---	-- -----		270.00	0.00	0.00	0.00	0.00	270.00

Account Level				2023-24	August 2023-24	2023-24	2023-24	Encumbered	2023-24	
FDTLOC	FUNC	OBJ	SJ	Description	Budget	Monthly Activity	FYTD Activity	Batch Activity	Amount	Available Funds
10E040	1553	3100	00 000000	RCMS Softball Officials	1,000.00	0.00	0.00	0.00	0.00	1,000.00
10E040	1553	3190	00 000000	RCMS Softball Particip Expense	750.00	0.00	0.00	0.00	0.00	750.00
10E040	1553	3320	00 000000	RCMS Softball Travel	0.00	0.00	0.00	0.00	0.00	0.00
10E---	1553	3---	--	-----	1,750.00	0.00	0.00	0.00	0.00	1,750.00
10E040	1553	4100	00 000000	RCMS Softball Supplies	1,250.00	769.80	769.80	0.00	0.00	480.20
10E---	1553	4---	--	-----	1,250.00	769.80	769.80	0.00	0.00	480.20
10E040	1553	5500	00 000000	RCMS Softball Equipment	750.00	0.00	0.00	0.00	0.00	750.00
10E---	1553	5---	--	-----	750.00	0.00	0.00	0.00	0.00	750.00
10E040	1560	1100	00 000000	RCMS Girls Basketball Cch Sal	7,800.00	0.00	0.00	0.00	0.00	7,800.00
10E040	1560	1120	00 000000	RCMS Girls Basketball Wrks Sal	1,500.00	0.00	0.00	0.00	0.00	1,500.00
10E---	1560	1---	--	-----	9,300.00	0.00	0.00	0.00	0.00	9,300.00
10E040	1560	2110	00 000000	RCMS Girls Basketball Coach TR	525.00	0.00	0.00	0.00	0.00	525.00
10E040	1560	2130	00 000000		0.00	0.00	0.00	0.00	0.00	0.00
10E---	1560	2---	--	-----	525.00	0.00	0.00	0.00	0.00	525.00
10E040	1560	3100	00 000000	RCMS Girls Basketball Official	2,500.00	0.00	0.00	0.00	0.00	2,500.00
10E040	1560	3190	00 000000	RCMS Girls Basketball Part Exp	0.00	0.00	0.00	0.00	0.00	0.00
10E040	1560	3320	00 000000	RCMS Girls Basketball Travel	0.00	0.00	0.00	0.00	0.00	0.00
10E---	1560	3---	--	-----	2,500.00	0.00	0.00	0.00	0.00	2,500.00
10E040	1560	4100	00 000000	RCMS Girls Basketball Supplies	1,250.00	0.00	0.00	0.00	0.00	1,250.00
10E---	1560	4---	--	-----	1,250.00	0.00	0.00	0.00	0.00	1,250.00
10E040	1560	5400	00 000000	RCMS Girls Basketball Equip	0.00	0.00	0.00	0.00	0.00	0.00
10E---	1560	5---	--	-----	0.00	0.00	0.00	0.00	0.00	0.00
10E040	1560	6400	00 000000	RCMS Girls Basktball Due/Fees	100.00	0.00	0.00	0.00	0.00	100.00
10E---	1560	6---	--	-----	100.00	0.00	0.00	0.00	0.00	100.00
10E040	1561	1100	00 000000	RCMS Volleybl Coach Sal	6,400.00	0.00	0.00	0.00	0.00	6,400.00
10E040	1561	1120	00 000000	RCMS Volleybl Gm Wrk Sal	750.00	0.00	0.00	0.00	0.00	750.00
10E---	1561	1---	--	-----	7,150.00	0.00	0.00	0.00	0.00	7,150.00
10E040	1561	2110	00 000000	RCMS Volleybl Coach TRS	1,650.00	0.00	0.00	0.00	0.00	1,650.00
10E040	1561	2130	00 000000		0.00	0.00	0.00	0.00	0.00	0.00
10E---	1561	2---	--	-----	1,650.00	0.00	0.00	0.00	0.00	1,650.00
10E040	1561	3100	00 000000	RCMS Volleybl Officials	1,100.00	0.00	0.00	0.00	0.00	1,100.00
10E040	1561	3190	00 000000	RCMS Volleybl Part Exp	700.00	0.00	0.00	0.00	0.00	700.00
10E040	1561	3320	00 000000	RCMS Volleybl Travel	0.00	0.00	0.00	0.00	0.00	0.00
10E---	1561	3---	--	-----	1,800.00	0.00	0.00	0.00	0.00	1,800.00
10E040	1561	4100	00 000000	RCMS Volleybl Supplies	500.00	0.00	0.00	0.00	0.00	500.00
10E---	1561	4---	--	-----	500.00	0.00	0.00	0.00	0.00	500.00
10E040	1561	6400	00 000000	RCMS Volleybl Dues/Fees	0.00	0.00	0.00	0.00	0.00	0.00
10E---	1561	6---	--	-----	0.00	0.00	0.00	0.00	0.00	0.00
10E040	1562	1100	00 000000	RCMS Grls Trk Coach Sal	4,550.00	0.00	0.00	0.00	0.00	4,550.00
10E---	1562	1---	--	-----	4,550.00	0.00	0.00	0.00	0.00	4,550.00

161

Account Level				2023-24	August 2023-24	2023-24	2023-24	Encumbered	2023-24	
FDTLOC	FUNC	OBJ	SJ	Description	Budget	Monthly Activity	FYTD Activity	Batch Activity	Amount	Available Funds
10E040	1562	2110	00 000000	RCMS Grls Trk Cch TRS	0.00	0.00	0.00	0.00	0.00	0.00
10E---	1562	2---	-- -----		0.00	0.00	0.00	0.00	0.00	0.00
10E040	1562	3100	00 000000	RCMS Grls Trk Officials	300.00	0.00	0.00	0.00	0.00	300.00
10E040	1562	3190	00 000000	RCMS Girls Track Part Exp	0.00	0.00	0.00	0.00	0.00	0.00
10E040	1562	3320	00 000000	RCMS Grls Trk Travel	0.00	0.00	0.00	0.00	0.00	0.00
10E---	1562	3---	-- -----		300.00	0.00	0.00	0.00	0.00	300.00
10E040	1562	4100	00 000000	RCMS Grls Trk Supplies	750.00	0.00	0.00	0.00	0.00	750.00
10E---	1562	4---	-- -----		750.00	0.00	0.00	0.00	0.00	750.00
10E040	1562	6400	00 000000	RCMS Grls Trk Dues/Fees	0.00	0.00	0.00	0.00	0.00	0.00
10E---	1562	6---	-- -----		0.00	0.00	0.00	0.00	0.00	0.00
10E040	1563	1100	00 000000	RCMS 6th girls BBall Coach Sal	2,625.00	0.00	0.00	0.00	0.00	2,625.00
10E---	1563	1---	-- -----		2,625.00	0.00	0.00	0.00	0.00	2,625.00
10E040	1563	2110	00 000000	RCMS 6th girls BBall Coach TRS	325.00	0.00	0.00	0.00	0.00	325.00
10E---	1563	2---	-- -----		325.00	0.00	0.00	0.00	0.00	325.00
10E040	1563	3100	00 000000	RCMS 6th girls BBall Officials	1,000.00	0.00	0.00	0.00	0.00	1,000.00
10E040	1563	3190	00 000000	MS 6th girls BBall Partic Exp	0.00	0.00	0.00	0.00	0.00	0.00
10E040	1563	3320	00 000000	RCMS 6th girls B-Ball Travel	0.00	0.00	0.00	0.00	0.00	0.00
10E---	1563	3---	-- -----		1,000.00	0.00	0.00	0.00	0.00	1,000.00
10E040	1563	4100	00 000000	RCMS 6th girls B-Ball Supplies	500.00	0.00	0.00	0.00	0.00	500.00
10E---	1563	4---	-- -----		500.00	0.00	0.00	0.00	0.00	500.00
10E040	1563	5500	00 000000	RCMS 6th girls BBall Equipment	0.00	0.00	0.00	0.00	0.00	0.00
10E---	1563	5---	-- -----		0.00	0.00	0.00	0.00	0.00	0.00
10E040	1564	1100	00 000000	RCMS 6th Boys Bb Coach Salary	2,875.00	0.00	0.00	0.00	0.00	2,875.00
10E---	1564	1---	-- -----		2,875.00	0.00	0.00	0.00	0.00	2,875.00
10E040	1564	2110	00 000000	RCMS 6th Boys Bball Coach TRS	335.00	0.00	0.00	0.00	0.00	335.00
10E---	1564	2---	-- -----		335.00	0.00	0.00	0.00	0.00	335.00
10E040	1564	3100	00 000000	RCMS 6th Boys Bball Officials	1,000.00	0.00	0.00	0.00	0.00	1,000.00
10E040	1564	3190	00 000000	RCMS 6th Boys Bball Partic Exp	0.00	0.00	0.00	0.00	0.00	0.00
10E040	1564	3320	00 000000	RCMS 6th Boys Bball Travel	0.00	0.00	0.00	0.00	0.00	0.00
10E---	1564	3---	-- -----		1,000.00	0.00	0.00	0.00	0.00	1,000.00
10E040	1564	4100	00 000000	RCMS 6th Boys Bball Supplies	500.00	0.00	0.00	0.00	0.00	500.00
10E---	1564	4---	-- -----		500.00	0.00	0.00	0.00	0.00	500.00
10E040	1564	5500	00 000000	RCMS 6th Boys Bball Equipment	0.00	0.00	0.00	0.00	0.00	0.00
10E---	1564	5---	-- -----		0.00	0.00	0.00	0.00	0.00	0.00
10E040	1570	1100	00 000000	RCMS Boys Basketball Coach Sal	6,600.00	0.00	0.00	0.00	0.00	6,600.00
10E040	1570	1120	00 000000	RCMS Boys Basketball Wrk Sal	1,100.00	0.00	0.00	0.00	0.00	1,100.00
10E040	1570	1210	00 000000		0.00	0.00	0.00	0.00	0.00	0.00
10E---	1570	1---	-- -----		7,700.00	0.00	0.00	0.00	0.00	7,700.00
10E040	1570	2110	00 000000	RCMS Boys Basketball Coach TRS	800.00	0.00	0.00	0.00	0.00	800.00
10E040	1570	2130	00 000000		0.00	0.00	0.00	0.00	0.00	0.00

Account Level				2023-24	August 2023-24	2023-24	2023-24	Encumbered	2023-24	
FDTLOC	FUNC	OBJ	SJ	Description	Budget	Monthly Activity	FYTD Activity	Batch Activity	Amount	Available Funds
10E---	1570	2---	--	-----	800.00	0.00	0.00	0.00	0.00	800.00
10E040	1570	3100	00	000000	RCMS Boys Basketball Official	2,500.00	0.00	0.00	0.00	2,500.00
10E040	1570	3190	00	000000	RCMS Boys Basketball Part Exp	0.00	0.00	0.00	0.00	0.00
10E040	1570	3320	00	000000	RCMS Boys Basketball Travel	0.00	0.00	0.00	0.00	0.00
10E---	1570	3---	--	-----	2,500.00	0.00	0.00	0.00	0.00	2,500.00
10E040	1570	4100	00	000000	RCMS Boys Basketball Supplies	1,250.00	0.00	0.00	0.00	1,250.00
10E---	1570	4---	--	-----	1,250.00	0.00	0.00	0.00	0.00	1,250.00
10E040	1570	6400	00	000000	RCMS Boys Basketball Due/Fees	100.00	0.00	0.00	0.00	100.00
10E---	1570	6---	--	-----	100.00	0.00	0.00	0.00	0.00	100.00
10E040	1571	1100	00	000000	RCMS Boys Track Coach Sal	5,000.00	0.00	0.00	0.00	5,000.00
10E---	1571	1---	--	-----	5,000.00	0.00	0.00	0.00	0.00	5,000.00
10E040	1571	2110	00	000000	RCMS Boys Track Coach TRS	250.00	0.00	0.00	0.00	250.00
10E---	1571	2---	--	-----	250.00	0.00	0.00	0.00	0.00	250.00
10E040	1571	3100	00	000000	RCMS Boys Track Officials	300.00	0.00	0.00	0.00	300.00
10E040	1571	3190	00	000000	RCMS Boys Track Part Exp	0.00	0.00	0.00	0.00	0.00
10E040	1571	3320	00	000000	RCMS Boys Track Travel	0.00	0.00	0.00	0.00	0.00
10E---	1571	3---	--	-----	300.00	0.00	0.00	0.00	0.00	300.00
10E040	1571	4100	00	000000	RCMS Boys Track Supplies	750.00	0.00	0.00	0.00	750.00
10E---	1571	4---	--	-----	750.00	0.00	0.00	0.00	0.00	750.00
10E040	1571	6400	00	000000	RCMS Boys Track Dues/Fees	0.00	0.00	0.00	0.00	0.00
10E---	1571	6---	--	-----	0.00	0.00	0.00	0.00	0.00	0.00
10E050	1572	1100	00	000000	RCHS Wrestling Coach	7,200.00	0.00	0.00	0.00	7,200.00
10E050	1572	1120	00	000000	RCHS Wrestling Workers Sal	500.00	0.00	0.00	0.00	500.00
10E---	1572	1---	--	-----	7,700.00	0.00	0.00	0.00	0.00	7,700.00
10E050	1572	2110	00	000000	RCHS Wrestling TRS	0.00	0.00	0.00	0.00	0.00
10E---	1572	2---	--	-----	0.00	0.00	0.00	0.00	0.00	0.00
10E050	1572	3100	00	000000	RCHS Wrestling Officials	1,440.00	0.00	0.00	0.00	1,440.00
10E050	1572	3190	00	000000	RCHS Wrestling Entry Fees	1,050.00	0.00	0.00	0.00	1,050.00
10E050	1572	3320	00	000000	RCHS Wrestling Travel	0.00	0.00	0.00	0.00	0.00
10E---	1572	3---	--	-----	2,490.00	0.00	0.00	0.00	0.00	2,490.00
10E040	1572	4100	00	000000	Wrestling Supplies	0.00	0.00	0.00	0.00	0.00
10E050	1572	4100	00	000000	RCHS Wrestling Supp	510.00	0.00	0.00	0.00	510.00
10E---	1572	4---	--	-----	510.00	0.00	0.00	0.00	0.00	510.00
10E040	1575	1100	00	000000	RCMS Yearbook Sponsor Sal	3,400.00	274.58	549.16	0.00	2,850.84
10E---	1575	1---	--	-----	3,400.00	274.58	549.16	0.00	0.00	2,850.84
10E040	1575	2110	00	000000	RCMS Yearbook Sponsor TRS	425.00	30.92	61.84	0.00	363.16
10E---	1575	2---	--	-----	425.00	30.92	61.84	0.00	0.00	363.16
10E040	1576	1100	00	000000	RCMS Student Council Sp	1,500.00	122.04	244.08	0.00	1,255.92
10E---	1576	1---	--	-----	1,500.00	122.04	244.08	0.00	0.00	1,255.92
10E040	1576	2110	00	000000	RCMS Student Council TRS	180.00	13.74	27.48	0.00	152.52

Account Level				2023-24	August 2023-24	2023-24	2023-24	Encumbered	2023-24	
FDTLOC	FUNC	OBJ	SJ	Description	Budget	Monthly Activity	FYTD Activity	Batch Activity	Amount	Available Funds
10E---	1576	2---	--	-----	180.00	13.74	27.48	0.00	0.00	152.52
10E050	1580	1100	00	000000	4,900.00	0.00	0.00	0.00	0.00	4,900.00
10E---	1580	1---	--	-----	4,900.00	0.00	0.00	0.00	0.00	4,900.00
10E050	1580	2110	00	000000	590.00	0.00	0.00	0.00	0.00	590.00
10E---	1580	2---	--	-----	590.00	0.00	0.00	0.00	0.00	590.00
10E050	1580	3190	00	000000	200.00	0.00	0.00	0.00	0.00	200.00
10E050	1580	3320	00	000000	0.00	0.00	0.00	0.00	0.00	0.00
10E---	1580	3---	--	-----	200.00	0.00	0.00	0.00	0.00	200.00
10E050	1580	4100	00	000000	340.00	0.00	0.00	0.00	0.00	340.00
10E---	1580	4---	--	-----	340.00	0.00	0.00	0.00	0.00	340.00
10E050	1581	1100	00	000000	3,000.00	0.00	0.00	0.00	0.00	3,000.00
10E---	1581	1---	--	-----	3,000.00	0.00	0.00	0.00	0.00	3,000.00
10E050	1581	2110	00	000000	360.00	0.00	0.00	0.00	0.00	360.00
10E---	1581	2---	--	-----	360.00	0.00	0.00	0.00	0.00	360.00
10E050	1582	1100	00	000000	15,400.00	0.00	0.00	0.00	0.00	15,400.00
10E---	1582	1---	--	-----	15,400.00	0.00	0.00	0.00	0.00	15,400.00
10E050	1582	2110	00	000000	1,875.00	0.00	0.00	0.00	0.00	1,875.00
10E050	1582	2130	00	000000	0.00	0.00	0.00	0.00	0.00	0.00
10E050	1582	2200	00	000000	0.00	0.00	0.00	0.00	0.00	0.00
10E---	1582	2---	--	-----	1,875.00	0.00	0.00	0.00	0.00	1,875.00
10E050	1582	3190	00	000000	1,500.00	1,615.40	1,615.40	0.00	0.00	-115.40
10E---	1582	3---	--	-----	1,500.00	1,615.40	1,615.40	0.00	0.00	-115.40
10E050	1583	1100	00	000000	13,000.00	3,273.88	3,975.26	0.00	0.00	9,024.74
10E050	1583	1110	00	000000	1,500.00	1,620.00	1,620.00	0.00	0.00	-120.00
10E---	1583	1---	--	-----	14,500.00	4,893.88	5,595.26	0.00	0.00	8,904.74
10E050	1583	2110	00	000000	1,560.00	513.46	554.70	0.00	0.00	1,005.30
10E---	1583	2---	--	-----	1,560.00	513.46	554.70	0.00	0.00	1,005.30
10E050	1583	3190	00	000000	3,200.00	200.00	2,245.00	0.00	650.00	305.00
10E---	1583	3---	--	-----	3,200.00	200.00	2,245.00	0.00	650.00	305.00
10E010	1583	4100	00	000000	6,000.00	0.00	0.00	0.00	0.00	6,000.00
10E050	1583	4100	00	000000	2,800.00	328.26	328.26	0.00	2,127.67	344.07
10E---	1583	4---	--	-----	8,800.00	328.26	328.26	0.00	2,127.67	6,344.07
10E050	1583	5500	00	000000	2,600.00	2,577.51	2,577.51	0.00	0.00	22.49
10E---	1583	5---	--	-----	2,600.00	2,577.51	2,577.51	0.00	0.00	22.49
10E050	1584	1100	00	000000	0.00	0.00	0.00	0.00	0.00	0.00
10E---	1584	1---	--	-----	0.00	0.00	0.00	0.00	0.00	0.00
10E050	1585	1100	00	000000	6,600.00	533.92	1,067.84	0.00	0.00	5,532.16
10E---	1585	1---	--	-----	6,600.00	533.92	1,067.84	0.00	0.00	5,532.16
10E050	1585	2110	00	000000	775.00	60.14	120.28	0.00	0.00	654.72
10E---	1585	2---	--	-----	775.00	60.14	120.28	0.00	0.00	654.72

Account Level				2023-24	August 2023-24	2023-24	2023-24	Encumbered	2023-24	
FDTLOC	FUNC	OBJ	SJ	Description	Budget	Monthly Activity	FYTD Activity	Batch Activity	Amount	Available Funds
10E050	1586	1100	00 000000	RCHS Yearbook Sponsor Sal	3,000.00	244.08	488.16	0.00	0.00	2,511.84
10E---	1586	1---	-- -----		3,000.00	244.08	488.16	0.00	0.00	2,511.84
10E050	1586	2110	00 000000	RCHS Yearbook Sponsor TRS	360.00	27.50	55.00	0.00	0.00	305.00
10E---	1586	2---	-- -----		360.00	27.50	55.00	0.00	0.00	305.00
10E050	1586	4100	00 000000	RCHS Yearbook Supplies	1,500.00	68.71	68.71	584.97	73.09	773.23
10E---	1586	4---	-- -----		1,500.00	68.71	68.71	584.97	73.09	773.23
10E050	1588	1100	00 000000	RCHS X-Curr Sprvsn Sal	250.00	0.00	0.00	0.00	0.00	250.00
10E---	1588	1---	-- -----		250.00	0.00	0.00	0.00	0.00	250.00
10E050	1588	2110	00 000000	RCHS X-Curr Sprvsn TRS	30.00	0.00	0.00	0.00	0.00	30.00
10E---	1588	2---	-- -----		30.00	0.00	0.00	0.00	0.00	30.00
10E050	1589	1100	00 000000	RCHS Student Council Sal	4,150.00	335.60	671.20	0.00	0.00	3,478.80
10E---	1589	1---	-- -----		4,150.00	335.60	671.20	0.00	0.00	3,478.80
10E050	1589	2110	00 000000	RCHS Student Council TRS	500.00	37.82	75.64	0.00	0.00	424.36
10E---	1589	2---	-- -----		500.00	37.82	75.64	0.00	0.00	424.36
10E050	1590	1110	00 000000	RCHS Rifle/Drill Sal	5,150.00	427.66	846.74	0.00	0.00	4,303.26
10E---	1590	1---	-- -----		5,150.00	427.66	846.74	0.00	0.00	4,303.26
10E050	1590	2130	00 000000		0.00	0.00	0.00	0.00	0.00	0.00
10E---	1590	2---	-- -----		0.00	0.00	0.00	0.00	0.00	0.00
10E050	1590	3320	00 000000	RCHS Rifle/Drill Travel	0.00	0.00	0.00	0.00	0.00	0.00
10E---	1590	3---	-- -----		0.00	0.00	0.00	0.00	0.00	0.00
10E040	1591	1100	00 000000	RCMS Band Director Sal	4,200.00	335.60	671.20	0.00	0.00	3,528.80
10E---	1591	1---	-- -----		4,200.00	335.60	671.20	0.00	0.00	3,528.80
10E040	1591	2110	00 000000	RCMS Band Directors TRS	600.00	37.82	75.64	0.00	0.00	524.36
10E---	1591	2---	-- -----		600.00	37.82	75.64	0.00	0.00	524.36
10E040	1591	3190	00 000000	RCMS Band Pur Serv	1,000.00	0.00	0.00	0.00	0.00	1,000.00
10E040	1591	3230	00 000000	RCMS Band Rep/Main	1,600.00	0.00	0.00	0.00	0.00	1,600.00
10E---	1591	3---	-- -----		2,600.00	0.00	0.00	0.00	0.00	2,600.00
10E040	1591	4100	00 000000	RCMS Music Supp/Parts	0.00	0.00	0.00	0.00	0.00	0.00
10E---	1591	4---	-- -----		0.00	0.00	0.00	0.00	0.00	0.00
10E040	1591	5500	00 000000	RCMS Band Equipment	0.00	0.00	0.00	0.00	0.00	0.00
10E---	1591	5---	-- -----		0.00	0.00	0.00	0.00	0.00	0.00
10E040	1591	6400	00 000000	RCMS Band Dues/Fees	100.00	0.00	0.00	0.00	0.00	100.00
10E---	1591	6---	-- -----		100.00	0.00	0.00	0.00	0.00	100.00
10E040	1593	1100	00 000000	RCMS Talent Shw Spon Sal	1,125.00	0.00	0.00	0.00	0.00	1,125.00
10E---	1593	1---	-- -----		1,125.00	0.00	0.00	0.00	0.00	1,125.00
10E040	1593	2110	00 000000	RCMS Talent Shw Spon TRS	140.00	0.00	0.00	0.00	0.00	140.00
10E---	1593	2---	-- -----		140.00	0.00	0.00	0.00	0.00	140.00
10E040	1593	4100	00 000000	RCMS Talent Shw Supp	200.00	0.00	0.00	0.00	0.00	200.00
10E---	1593	4---	-- -----		200.00	0.00	0.00	0.00	0.00	200.00
10E040	1594	4100	00 000000	RCMS Drama Supplies	0.00	0.00	0.00	0.00	0.00	0.00

Account Level				2023-24	August 2023-24	2023-24	2023-24	Encumbered	2023-24	
FDTLOC	FUNC	OBJ	SJ	Description	Budget	Monthly Activity	FYTD Activity	Batch Activity	Amount	Available Funds
10E---	1594	4---	--	-----	0.00	0.00	0.00	0.00	0.00	0.00
10E040	1598	1100	00	000000	250.00	0.00	0.00	0.00	0.00	250.00
10E---	1598	1---	--	-----	250.00	0.00	0.00	0.00	0.00	250.00
10E040	1598	2110	00	000000	30.00	0.00	0.00	0.00	0.00	30.00
10E---	1598	2---	--	-----	30.00	0.00	0.00	0.00	0.00	30.00
10E040	1599	1100	00	000000	1,900.00	0.00	0.00	0.00	0.00	1,900.00
10E---	1599	1---	--	-----	1,900.00	0.00	0.00	0.00	0.00	1,900.00
10E040	1599	2110	00	000000	225.00	0.00	0.00	0.00	0.00	225.00
10E---	1599	2---	--	-----	225.00	0.00	0.00	0.00	0.00	225.00
10E040	1599	3320	00	000000	1,000.00	0.00	0.00	0.00	0.00	1,000.00
10E---	1599	3---	--	-----	1,000.00	0.00	0.00	0.00	0.00	1,000.00
10E050	1700	1100	00	000000	46,000.00	9,985.46	12,755.92	0.00	0.00	33,244.08
10E050	1700	1200	00	000000	0.00	0.00	0.00	0.00	0.00	0.00
10E---	1700	1---	--	-----	46,000.00	9,985.46	12,755.92	0.00	0.00	33,244.08
10E050	1700	2110	00	000000	5,500.00	1,030.09	1,342.13	0.00	0.00	4,157.87
10E050	1700	2200	00	000000	4,575.00	380.00	760.00	0.00	0.00	3,815.00
10E---	1700	2---	--	-----	10,075.00	1,410.09	2,102.13	0.00	0.00	7,972.87
10E050	1700	3190	00	000000	230.00	0.00	0.00	0.00	0.00	230.00
10E050	1700	3230	00	000000	1,775.00	52.50	210.00	0.00	19.00	1,546.00
10E050	1700	3320	00	000000	25.00	0.00	0.00	0.00	0.00	25.00
10E050	1700	3600	00	000000	0.00	0.00	0.00	0.00	0.00	0.00
10E---	1700	3---	--	-----	2,030.00	52.50	210.00	0.00	19.00	1,801.00
10E050	1700	4100	00	000000	470.00	0.00	179.60	0.00	44.92	245.48
10E050	1700	4210	00	000000	0.00	0.00	0.00	0.00	0.00	0.00
10E050	1700	4640	00	000000	3,500.00	0.00	0.00	0.00	0.00	3,500.00
10E---	1700	4---	--	-----	3,970.00	0.00	179.60	0.00	44.92	3,745.48
10E050	1700	5500	00	000000	615.00	0.00	0.00	0.00	0.00	615.00
10E---	1700	5---	--	-----	615.00	0.00	0.00	0.00	0.00	615.00
10E010	1800	1100	00	000000	1,000.00	0.00	0.00	0.00	0.00	1,000.00
10E010	1800	1110	00	000000	12,000.00	1,827.00	3,654.00	0.00	0.00	8,346.00
10E010	1800	1200	00	000000	0.00	0.00	0.00	0.00	0.00	0.00
10E010	1800	1210	00	000000	0.00	0.00	0.00	0.00	0.00	0.00
10E---	1800	1---	--	-----	13,000.00	1,827.00	3,654.00	0.00	0.00	9,346.00
10E010	1800	2110	00	000000	500.00	0.00	0.00	0.00	0.00	500.00
10E010	1800	2200	00	000000	0.00	0.96	1.92	0.00	0.00	-1.92
10E---	1800	2---	--	-----	500.00	0.96	1.92	0.00	0.00	498.08
10E010	1800	4100	00	000000	250.00	0.00	0.00	0.00	250.00	0.00
10E---	1800	4---	--	-----	250.00	0.00	0.00	0.00	250.00	0.00
10E550	1900	1110	00	550000	0.00	0.00	0.00	0.00	0.00	0.00
10E750	1900	1110	00	750000	0.00	0.00	0.00	0.00	0.00	0.00

Account Level					2023-24	August 2023-24	2023-24	2023-24	Encumbered	2023-24
FDTLOC	FUNC	OBJ	SJ	Description	Budget	Monthly Activity	FYTD Activity	Batch Activity	Amount	Available Funds
10E550	1900	1200	00	550000	0.00	0.00	0.00	0.00	0.00	0.00
10E550	1900	1210	00	550000	0.00	0.00	0.00	0.00	0.00	0.00
10E750	1900	1210	00	750000	0.00	0.00	0.00	0.00	0.00	0.00
10E---	1900	1---	--	-----	0.00	0.00	0.00	0.00	0.00	0.00
10E750	1900	2130	00	750000	0.00	0.00	0.00	0.00	0.00	0.00
10E550	1900	2200	00	550000	0.00	0.00	0.00	0.00	0.00	0.00
10E750	1900	2200	00	750000	0.00	0.00	0.00	0.00	0.00	0.00
10E---	1900	2---	--	-----	0.00	0.00	0.00	0.00	0.00	0.00
10E550	1900	4100	00	550000	0.00	0.00	0.00	0.00	0.00	0.00
10E750	1900	4100	00	750000	0.00	0.00	0.00	0.00	0.00	0.00
10E---	1900	4---	--	-----	0.00	0.00	0.00	0.00	0.00	0.00
10E750	1900	5500	00	750000	0.00	0.00	0.00	0.00	0.00	0.00
10E---	1900	5---	--	-----	0.00	0.00	0.00	0.00	0.00	0.00
10E550	1900	6900	00	550000	0.00	0.00	0.00	0.00	0.00	0.00
10E---	1900	6---	--	-----	0.00	0.00	0.00	0.00	0.00	0.00
10E010	1911	6700	00	000000	0.00	0.00	0.00	0.00	0.00	0.00
10E010	1911	6710	00	000000	1,000.00	0.00	0.00	0.00	0.00	1,000.00
10E010	1911	6730	00	000000	0.00	0.00	0.00	0.00	0.00	0.00
10E010	1911	6770	00	000000	500.00	0.00	0.00	0.00	0.00	500.00
10E010	1911	6790	00	000000	1,500.00	0.00	0.00	0.00	0.00	1,500.00
10E010	1911	6870	00	000000	0.00	0.00	0.00	0.00	0.00	0.00
10E---	1911	6---	--	-----	3,000.00	0.00	0.00	0.00	0.00	3,000.00
10E260	1912	6700	00	260000	0.00	0.00	0.00	0.00	0.00	0.00
10E010	1912	6710	00	000000	0.00	0.00	0.00	0.00	0.00	0.00
10E260	1912	6710	00	260000	0.00	0.00	0.00	0.00	0.00	0.00
10E260	1912	6720	00	000000	20,000.00	0.00	0.00	0.00	0.00	20,000.00
10E260	1912	6730	00	260000	0.00	0.00	0.00	0.00	0.00	0.00
10E260	1912	6740	00	260000	0.00	0.00	0.00	0.00	0.00	0.00
10E260	1912	6750	00	260000	0.00	0.00	0.00	0.00	0.00	0.00
10E260	1912	6760	00	260000	0.00	0.00	0.00	0.00	0.00	0.00
10E260	1912	6770	00	260000	0.00	0.00	0.00	0.00	0.00	0.00
10E260	1912	6780	00	260000	0.00	0.00	0.00	0.00	0.00	0.00
10E260	1912	6800	00	260000	0.00	0.00	0.00	0.00	0.00	0.00
10E260	1912	6810	00	260000	0.00	0.00	0.00	0.00	0.00	0.00
10E260	1912	6830	00	260000	0.00	0.00	0.00	0.00	0.00	0.00
10E260	1912	6850	00	260000	0.00	0.00	0.00	0.00	0.00	0.00
10E260	1912	6860	00	260000	0.00	0.00	0.00	0.00	0.00	0.00
10E---	1912	6---	--	-----	20,000.00	0.00	0.00	0.00	0.00	20,000.00
10E999	1999	0000	00	000000	0.00	0.00	0.00	0.00	0.00	0.00
10E---	1999	0---	--	-----	0.00	0.00	0.00	0.00	0.00	0.00

Account Level				2023-24	August 2023-24	2023-24	2023-24	Encumbered	2023-24	
FDTLOC	FUNC	OBJ	SJ	Description	Budget	Monthly Activity	FYTD Activity	Batch Activity	Amount	Available Funds
10E---	1---	----	--	-----	13,708,564.00	1,110,997.28	2,136,466.02	4,649.35	219,340.47	11,348,108.16
10E010	2110	1100	00	000000 Social Worker Sal	0.00	0.00	0.00	0.00	0.00	0.00
10E342	2110	1100	00	000000 ESSER II Social Work Salary	1,600.00	0.00	1,596.94	0.00	0.00	3.06
10E550	2110	1100	00	550000 TAOEP Social Wrkr Sal	0.00	0.00	0.00	0.00	0.00	0.00
10E750	2110	1100	00	750000 TAOEP Social Worker Sal	0.00	0.00	0.00	0.00	0.00	0.00
10E020	2110	1110	00	000000 RCES Social Workers Sal	0.00	0.00	0.00	0.00	0.00	0.00
10E550	2110	1110	00	550000 TAOEP Sec/Intervntst Sal	0.00	0.00	0.00	0.00	0.00	0.00
10E750	2110	1110	00	750000 TAOEP Interventionist Sal	0.00	0.00	0.00	0.00	0.00	0.00
10E750	2110	1200	00	750000	0.00	0.00	0.00	0.00	0.00	0.00
10E---	2110	1---	--	-----	1,600.00	0.00	1,596.94	0.00	0.00	3.06
10E010	2110	2110	00	000000 Social Worker TRS	0.00	0.00	0.00	0.00	0.00	0.00
10E342	2110	2110	00	000000 ESSER II Social Work TRS	365.00	0.00	364.00	0.00	0.00	1.00
10E550	2110	2110	00	550000 TAOEP TRS	0.00	0.00	0.00	0.00	0.00	0.00
10E750	2110	2110	00	750000 TAOEP Social Worker TRS	0.00	0.00	0.00	0.00	0.00	0.00
10E020	2110	2130	00	000000 RCES	0.00	0.00	0.00	0.00	0.00	0.00
10E750	2110	2130	00	750000	0.00	0.00	0.00	0.00	0.00	0.00
10E010	2110	2200	00	000000 Social Worker Ins Ben	0.00	0.00	0.00	0.00	0.00	0.00
10E342	2110	2200	00	000000 ESSER II Soc Work Ins Benefit	0.00	0.00	0.00	0.00	0.00	0.00
10E550	2110	2200	00	550000 TAOEP Ins Ben	0.00	0.00	0.00	0.00	0.00	0.00
10E750	2110	2200	00	750000 TAOEP Ins Ben	0.00	0.00	0.00	0.00	0.00	0.00
10E---	2110	2---	--	-----	365.00	0.00	364.00	0.00	0.00	1.00
10E550	2110	3190	00	550000 TAOEP Pur Serv	0.00	0.00	0.00	0.00	0.00	0.00
10E750	2110	3190	00	750000 TAOEP Pur Serv	0.00	0.00	0.00	0.00	0.00	0.00
10E920	2110	3190	00	920000 District Social Worker Purchas	0.00	0.00	0.00	0.00	0.00	0.00
10E010	2110	3320	00	000000 Social Worker Travel	0.00	0.00	0.00	0.00	0.00	0.00
10E550	2110	3320	00	550000 TAOEP Travel-FY06	0.00	0.00	0.00	0.00	0.00	0.00
10E750	2110	3320	00	750000 TAOEP Travel	0.00	0.00	0.00	0.00	0.00	0.00
10E920	2110	3320	00	920000 District Social Worker Mileage	0.00	0.00	0.00	0.00	0.00	0.00
10E---	2110	3---	--	-----	0.00	0.00	0.00	0.00	0.00	0.00
10E920	2110	4100	00	920000 District Social Worker Supplie	1,000.00	0.00	0.00	0.00	0.00	1,000.00
10E---	2110	4---	--	-----	1,000.00	0.00	0.00	0.00	0.00	1,000.00
10E020	2120	1100	00	000000 RCES Guidance Sal	96,000.00	7,585.98	15,171.96	0.00	0.00	80,828.04
10E040	2120	1100	00	000000 RCMS Guidance Sal	50,000.00	3,247.42	6,494.84	0.00	0.00	43,505.16
10E050	2120	1100	00	000000 RCHS Guidance Salary SAL	115,000.00	7,799.38	15,598.76	0.00	0.00	99,401.24
10E070	2120	1100	00	000000 21st Century Guid Sal	0.00	0.00	0.00	0.00	0.00	0.00
10E342	2120	1100	00	000000 ESSER II Social Work Salary	0.00	0.00	0.00	0.00	0.00	0.00
10E470	2120	1100	00	470000 21st Century SW Sal	0.00	0.00	0.00	0.00	0.00	0.00
10E050	2120	1110	00	000000 RCHS Guidance Sec Salary	32,500.00	5,263.20	7,843.20	0.00	0.00	24,656.80
10E020	2120	1200	00	000000 RCES Counselor Sub	0.00	0.00	0.00	0.00	0.00	0.00
10E050	2120	1210	00	000000 RCHS Guidance Sub Sec Sal	0.00	0.00	0.00	0.00	0.00	0.00

168

Account Level				2023-24	August 2023-24	2023-24	2023-24	Encumbered	2023-24	
FDTLOC	FUNC	OBJ	SJ	Description	Budget	Monthly Activity	FYTD Activity	Batch Activity	Amount	Available Funds
10E---	2120	1---	--	-----	293,500.00	23,895.98	45,108.76	0.00	0.00	248,391.24
10E020	2120	2110	00	000000	RCES Guidance TRS	9,500.00	854.46	1,708.92	0.00	7,791.08
10E040	2120	2110	00	000000	RCMS Guidance TRS	6,000.00	365.78	731.56	0.00	5,268.44
10E050	2120	2110	00	000000	RCHS Guidance TRS	12,000.00	878.48	1,756.96	0.00	10,243.04
10E070	2120	2110	00	000000	21st Century TRS	0.00	0.00	0.00	0.00	0.00
10E342	2120	2110	00	000000	ESSER II Social Work TRS	0.00	0.00	0.00	0.00	0.00
10E470	2120	2110	00	470000	21st Century TRS	0.00	0.00	0.00	0.00	0.00
10E050	2120	2130	00	000000		0.00	0.00	0.00	0.00	0.00
10E020	2120	2200	00	000000	RCES Ins Ben	18,275.00	1,520.00	3,040.00	0.00	15,235.00
10E040	2120	2200	00	000000	RCMS Guidance Ins Ben	9,150.00	760.00	1,520.00	0.00	7,630.00
10E050	2120	2200	00	000000	RCHS Guidance Ins Ben	27,350.00	1,520.96	3,041.92	0.00	24,308.08
10E342	2120	2200	00	000000	ESSER II Soc Work Ins Benefit	0.00	0.00	0.00	0.00	0.00
10E---	2120	2---	--	-----	82,275.00	5,899.68	11,799.36	0.00	0.00	70,475.64
10E010	2120	3140	00	000000	District Testing Services	0.00	0.00	0.00	0.00	0.00
10E020	2120	3190	00	000000	RCES Guid Pur Serv	100.00	0.00	0.00	0.00	100.00
10E040	2120	3190	00	000000	RCMS Guidance Purchase Service	150.00	0.00	0.00	0.00	150.00
10E050	2120	3190	00	000000	RCHS Guidance Pur Serv	0.00	0.00	0.00	0.00	0.00
10E070	2120	3190	00	000000	21st Century Grant-Pur Srvcs	0.00	0.00	0.00	0.00	0.00
10E100	2120	3190	00	100000	Title I CHAT Pur Serv	1,000.00	0.00	570.00	0.00	430.00
10E390	2120	3190	00	390000	Perkins Guidance Software Rene	0.00	0.00	0.00	0.00	0.00
10E500	2120	3190	00	500000	Title I Guid Pur Serv CHAT	6,000.00	1,300.00	1,300.00	0.00	4,700.00
10E680	2120	3190	00	680000	CHAT Guid Speaker	0.00	0.00	0.00	0.00	0.00
10E880	2120	3190	00	880000	CHAT #2 JF-Speaker	0.00	0.00	0.00	0.00	0.00
10E050	2120	3230	00	000000	RCHS Guidance Rep/Maint	0.00	0.00	0.00	0.00	0.00
10E050	2120	3240	00	000000	RCHS Guidance Copier Repair	250.00	0.00	0.00	0.00	250.00
10E050	2120	3260	00	000000	RCHS Guidance Postage	0.00	0.00	0.00	0.00	0.00
10E040	2120	3320	00	000000	RCMS Guidance Travel	50.00	0.00	0.00	0.00	50.00
10E050	2120	3320	00	000000	RCHS Guidance Travel	600.00	0.00	0.00	0.00	600.00
10E070	2120	3320	00	000000	21st Century Mile	0.00	0.00	0.00	0.00	0.00
10E470	2120	3320	00	470000	21st Century Mileage	0.00	0.00	0.00	0.00	0.00
10E050	2120	3600	00	000000	RCHS Guidance Printing	0.00	0.00	0.00	0.00	0.00
10E---	2120	3---	--	-----	8,150.00	1,300.00	1,870.00	0.00	0.00	6,280.00
10E010	2120	4100	00	000000	District Testing Supplies	0.00	0.00	0.00	0.00	0.00
10E020	2120	4100	00	000000	RCES Guid Supp	2,500.00	0.00	0.00	0.00	2,500.00
10E040	2120	4100	00	000000	RCMS Guidance Supplies	500.00	0.00	0.00	1,190.35	-690.35
10E050	2120	4100	00	000000	RCHS Guidance Supplies	3,000.00	34.25	34.25	0.00	2,965.75
10E070	2120	4100	00	000000	21st Century Supplies	0.00	0.00	0.00	0.00	0.00
10E470	2120	4100	00	470000	21st Century Guid Supp	0.00	0.00	0.00	0.00	0.00
10E500	2120	4100	00	500000	Title I Counselor Supp	0.00	0.00	0.00	0.00	0.00
10E680	2120	4100	00	680000	CHAT Guid Supp	0.00	0.00	0.00	0.00	0.00

169

Account Level				2023-24	August 2023-24	2023-24	2023-24	Encumbered	2023-24	
FDTLOC	FUNC	OBJ	SJ	Description	Budget	Monthly Activity	FYTD Activity	Batch Activity	Amount	Available Funds
10E880	2120	4100	00	880000 CHAT #2 JF Supplies	0.00	0.00	0.00	0.00	0.00	0.00
10E050	2120	4240	00	000000 RCHS Guidance Paper/Toner	0.00	0.00	0.00	0.00	0.00	0.00
10E050	2120	4700	00	000000 RCHS Guidance Software	0.00	0.00	0.00	0.00	0.00	0.00
10E---	2120	4---	--	-----	6,000.00	34.25	34.25	0.00	1,190.35	4,775.40
10E050	2120	5500	00	000000 RCHS Guidance Equipment	3,400.00	0.00	0.00	0.00	0.00	3,400.00
10E---	2120	5---	--	-----	3,400.00	0.00	0.00	0.00	0.00	3,400.00
10E050	2120	6400	00	000000 RCHS Guidance Membership/Dues	150.00	0.00	0.00	0.00	0.00	150.00
10E---	2120	6---	--	-----	150.00	0.00	0.00	0.00	0.00	150.00
10E010	2130	1100	00	000000 District Nurse Salary	155,000.00	14,373.74	28,568.00	0.00	0.00	126,432.00
10E342	2130	1100	00	342000 ESSER II Nursing Salary	0.00	0.00	0.00	0.00	0.00	0.00
10E010	2130	1200	00	000000 District Sub Nurse Sal	2,000.00	0.00	0.00	0.00	0.00	2,000.00
10E010	2130	1210	00	000000 Sub Nurse Sec Sal	0.00	0.00	0.00	0.00	0.00	0.00
10E---	2130	1---	--	-----	157,000.00	14,373.74	28,568.00	0.00	0.00	128,432.00
10E010	2130	2110	00	000000 District Nurse TRS	12,000.00	1,034.10	2,068.20	0.00	0.00	9,931.80
10E010	2130	2130	00	000000	0.00	0.00	0.00	0.00	0.00	0.00
10E010	2130	2200	00	000000 District Nurse Ins Ben	18,500.00	1,521.92	3,043.84	0.00	0.00	15,456.16
10E---	2130	2---	--	-----	30,500.00	2,556.02	5,112.04	0.00	0.00	25,387.96
10E010	2130	3190	00	000000 District Nurse V & H Screening	5,000.00	0.00	0.00	0.00	0.00	5,000.00
10E342	2130	3190	00	342000 ESSER II Health Services	0.00	0.00	0.00	0.00	0.00	0.00
10E345	2130	3190	00	345000 ARP McKin Vent Health Services	2,000.00	0.00	190.00	0.00	0.00	1,810.00
10E920	2130	3190	00	920000 District Immuniz/Reg Fee	3,500.00	130.00	2,051.00	0.00	0.00	1,449.00
10E920	2130	3230	00	920000 District Nurse Rep/Maint	500.00	0.00	0.00	0.00	275.00	225.00
10E920	2130	3320	00	920000 District Nurse Travel	500.00	0.00	0.00	0.00	0.00	500.00
10E---	2130	3---	--	-----	11,500.00	130.00	2,241.00	0.00	275.00	8,984.00
10E220	2130	4100	00	220000 FEMA GRANT HEALTH SUPPLIES	0.00	0.00	0.00	0.00	0.00	0.00
10E340	2130	4100	00	340000 ESSER Nursing Supplies	0.00	0.00	0.00	0.00	0.00	0.00
10E342	2130	4100	00	000000 ESSER II Nursing Supplies	0.00	0.00	0.00	0.00	0.00	0.00
10E345	2130	4100	00	345000 ARP McKin Vent Health Supplies	0.00	0.00	0.00	0.00	0.00	0.00
10E920	2130	4100	00	920000 District Nurse Supplies	7,000.00	200.00	200.00	0.00	4,800.00	2,000.00
10E920	2130	4400	00	920000 Subscription Renewals	0.00	0.00	0.00	0.00	0.00	0.00
10E920	2130	4700	00	920000 Nurses Software	0.00	0.00	0.00	0.00	0.00	0.00
10E---	2130	4---	--	-----	7,000.00	200.00	200.00	0.00	4,800.00	2,000.00
10E920	2130	5500	00	920000 District Nurse Equipment	0.00	0.00	0.00	0.00	0.00	0.00
10E---	2130	5---	--	-----	0.00	0.00	0.00	0.00	0.00	0.00
10E920	2130	6400	00	920000 Nurses Membership/Dues Fees	350.00	292.00	292.00	0.00	0.00	58.00
10E---	2130	6---	--	-----	350.00	292.00	292.00	0.00	0.00	58.00
10E140	2140	1100	00	140000 Psychologist Sal	0.00	0.00	0.00	0.00	0.00	0.00
10E---	2140	1---	--	-----	0.00	0.00	0.00	0.00	0.00	0.00
10E140	2140	2110	00	140000 Psychologist TRS	0.00	0.00	0.00	0.00	0.00	0.00
10E140	2140	2200	00	140000 Psychologist Ins Ben	0.00	0.00	0.00	0.00	0.00	0.00

170

FDTLOC	FUNC	OBJ	SJ	Account Level Description	2023-24 Budget	August 2023-24 Monthly Activity	2023-24 FYTD Activity	2023-24 Batch Activity	Encumbered Amount	2023-24 Available Funds
10E---	2140	2---	--	-----	0.00	0.00	0.00	0.00	0.00	0.00
10E920	2140	3190	00	920000 Pysh Pur Serv	750.00	599.00	599.00	0.00	0.00	151.00
10E---	2140	3---	--	-----	750.00	599.00	599.00	0.00	0.00	151.00
10E920	2140	4130	00	920000 Psych Supp	0.00	0.00	0.00	0.00	0.00	0.00
10E---	2140	4---	--	-----	0.00	0.00	0.00	0.00	0.00	0.00
10E150	2150	1100	00	150000 Speech ELL Students Sal	0.00	0.00	0.00	0.00	0.00	0.00
10E280	2150	1100	00	280000 District Speech Salary	285,000.00	21,201.14	42,402.28	0.00	0.00	242,597.72
10E280	2150	1110	00	280000 District Speech Aide	0.00	0.00	0.00	0.00	0.00	0.00
10E---	2150	1---	--	-----	285,000.00	21,201.14	42,402.28	0.00	0.00	242,597.72
10E150	2150	2110	00	150000 Speech ELL Students TRS	0.00	0.00	0.00	0.00	0.00	0.00
10E280	2150	2110	00	280000 District Speech TRS	35,000.00	2,387.98	4,775.96	0.00	0.00	30,224.04
10E280	2150	2130	00	280000	0.00	0.00	0.00	0.00	0.00	0.00
10E280	2150	2200	00	280000 District Speech Ins Ben	36,600.00	3,040.96	6,081.92	0.00	0.00	30,518.08
10E---	2150	2---	--	-----	71,600.00	5,428.94	10,857.88	0.00	0.00	60,742.12
10E920	2150	3190	00	920000 Speech Purchase Services	100.00	0.00	0.00	0.00	99.00	1.00
10E920	2150	3320	00	920000 District Speech Travel	1,000.00	0.00	0.00	0.00	0.00	1,000.00
10E---	2150	3---	--	-----	1,100.00	0.00	0.00	0.00	99.00	1,001.00
10E920	2150	4100	00	920000 District Speech Supplies	1,125.00	49.92	49.92	0.00	366.60	708.48
10E920	2150	4130	00	920000 District Speech Testing Suppli	500.00	0.00	0.00	0.00	0.00	500.00
10E920	2150	4200	00	920000 District Bilingual Test Suppli	0.00	0.00	0.00	0.00	0.00	0.00
10E920	2150	4220	00	920000 District Speech Workbooks	0.00	0.00	0.00	0.00	0.00	0.00
10E---	2150	4---	--	-----	1,625.00	49.92	49.92	0.00	366.60	1,208.48
10E920	2150	5500	00	000000 District Speech Equip	0.00	0.00	0.00	0.00	264.00	-264.00
10E---	2150	5---	--	-----	0.00	0.00	0.00	0.00	264.00	-264.00
10E920	2150	6400	00	920000 District Speech Dues & Fees	2,500.00	0.00	0.00	0.00	801.00	1,699.00
10E---	2150	6---	--	-----	2,500.00	0.00	0.00	0.00	801.00	1,699.00
10E020	2190	1100	00	000000 RCES Behavior Interv. Salary	40,000.00	0.00	0.00	0.00	0.00	40,000.00
10E020	2190	1110	00	000000 Supervision Aide Salary	105,000.00	3,164.70	6,329.40	0.00	0.00	98,670.60
10E020	2190	1200	00	000000 Sub Supervision Cert Sal	0.00	0.00	0.00	0.00	0.00	0.00
10E020	2190	1210	00	000000 RCES Sub Supervision Aide	3,000.00	0.00	0.00	0.00	0.00	3,000.00
10E---	2190	1---	--	-----	148,000.00	3,164.70	6,329.40	0.00	0.00	141,670.60
10E020	2190	2110	00	000000 RCES Behavior Interv. TRS	4,000.00	0.00	0.00	0.00	0.00	4,000.00
10E020	2190	2130	00	000000	0.00	0.00	0.00	0.00	0.00	0.00
10E020	2190	2200	00	000000 RCES Behavior Interv. Ins Ben	18,400.00	0.96	1.92	0.00	0.00	18,398.08
10E---	2190	2---	--	-----	22,400.00	0.96	1.92	0.00	0.00	22,398.08
10E070	2210	1100	00	000000 21st Century Prof Dev Sal	1,000.00	0.00	0.00	0.00	0.00	1,000.00
10E100	2210	1100	00	100000 Title I Imp Stipends	300.00	1,080.00	1,155.00	0.00	0.00	-855.00
10E110	2210	1100	00	110000 At Risk Improv Salary	0.00	0.00	0.00	0.00	0.00	0.00
10E120	2210	1100	00	120000 Improv of Instr Laptop Grant	0.00	0.00	0.00	0.00	0.00	0.00
10E180	2210	1100	00	180000 RTTT Improv Instr Stipends	0.00	0.00	0.00	0.00	0.00	0.00

171

Account Level				2023-24	August 2023-24	2023-24	2023-24	Encumbered	2023-24	
FDTLOC	FUNC	OBJ	SJ	Description	Budget	Monthly Activity	FYTD Activity	Batch Activity	Amount	Available Funds
10E330	2210	1100	00	330000	Title II Teach Stipend	0.00	0.00	0.00	0.00	0.00
10E340	2210	1100	00	340000	ESSER Prof Development Salary	0.00	60.00	60.00	0.00	-60.00
10E342	2210	1100	00	000000	ESSER II Inst Tech Salary	26,000.00	9,518.68	15,767.36	0.00	10,232.64
10E343	2210	1100	00	000000	Instructional Tech Coach	65,000.00	0.00	0.00	0.00	65,000.00
10E470	2210	1100	00	470000	21st Century Sal	0.00	0.00	0.00	0.00	0.00
10E480	2210	1100	00	480000	Ag 3 Circles Impr of Inst Sal	10,500.00	0.00	0.00	0.00	10,500.00
10E490	2210	1100	00	490000	Ag Grant Improv of Inst Sal	0.00	0.00	0.00	0.00	0.00
10E500	2210	1100	00	500000	Title I Imp Stipends	2,000.00	0.00	0.00	0.00	2,000.00
10E510	2210	1100	00	510000	At Risk Improv Sal	0.00	450.00	450.00	0.00	-450.00
10E530	2210	1100	00	530000	Title II Stipend	4,000.00	0.00	0.00	0.00	4,000.00
10E810	2210	1100	00	810000	ROE Flow Thru	0.00	0.00	0.00	0.00	0.00
10E070	2210	1110	00	000000	21st Century Prof NC Sal	0.00	0.00	0.00	0.00	0.00
10E010	2210	1200	00	000000	District Improv of Instr	0.00	0.00	0.00	0.00	0.00
10E060	2210	1200	00	000000	Fine Arts Grant Sal	0.00	0.00	0.00	0.00	0.00
10E100	2210	1200	00	100000	Title I Improv Subs	0.00	0.00	0.00	0.00	0.00
10E110	2210	1200	00	110000	EC Subs Sal	0.00	0.00	0.00	0.00	0.00
10E170	2210	1200	00	170000	Title IV Subs	5,000.00	0.00	0.00	0.00	5,000.00
10E180	2210	1200	00	180000	RTTT IM Sub Sal	0.00	0.00	0.00	0.00	0.00
10E180	2210	1200	01	180000	RTTT IMentoring Sub Sal	0.00	0.00	0.00	0.00	0.00
10E270	2210	1200	00	270000	Title I S & A Sub Sal	0.00	0.00	0.00	0.00	0.00
10E330	2210	1200	00	330000	Title II Teach Sub Sal	1,000.00	0.00	0.00	0.00	1,000.00
10E500	2210	1200	00	500000	Title I Improv Sub	0.00	0.00	0.00	0.00	0.00
10E510	2210	1200	00	510000	Pre K Imp Inst Sub Salary	2,550.00	0.00	0.00	0.00	2,550.00
10E530	2210	1200	00	530000	Title II Teacher Sub	0.00	0.00	0.00	0.00	0.00
10E570	2210	1200	00	570000	Title IV Sub Sal	2,200.00	0.00	0.00	0.00	2,200.00
10E580	2210	1200	00	580000		0.00	0.00	0.00	0.00	0.00
10E060	2210	1210	00	000000	Fine Arts Grant Sal	0.00	0.00	0.00	0.00	0.00
10E100	2210	1210	00	100000	Title I Improv of Inst NC Sub	0.00	0.00	0.00	0.00	0.00
10E110	2210	1210	00	110000	Pre K Imp Ins Aide Sub Salary	0.00	0.00	0.00	0.00	0.00
10E330	2210	1210	00	330000	Title II Improv Instr NC Sal	1,000.00	0.00	0.00	0.00	1,000.00
10E500	2210	1210	00	500000		0.00	0.00	0.00	0.00	0.00
10E510	2210	1210	00	510000	Pre K Imp Inst Aide Sub Salary	600.00	0.00	0.00	0.00	600.00
10E---	2210	1---	--	-----		121,150.00	11,108.68	17,432.36	0.00	103,717.64
10E010	2210	2110	00	000000	District Improv of Instr TRS	0.00	0.00	0.00	0.00	0.00
10E060	2210	2110	00	000000	Fine Arts Grant TRS	0.00	0.00	0.00	0.00	0.00
10E070	2210	2110	00	000000	21st Century Prof Dev TRS	230.00	0.00	0.00	0.00	230.00
10E100	2210	2110	00	100000	Title I Improv TRS	100.00	249.19	266.29	0.00	-166.29
10E110	2210	2110	00	110000	EC Sub TRS	0.00	0.00	0.00	0.00	0.00
10E120	2210	2110	00	120000	Improv Instruc Laptop TRS	0.00	0.00	0.00	0.00	0.00
10E170	2210	2110	00	170000	Title IV Subs TRS	500.00	0.00	0.00	0.00	500.00

Account Level				2023-24	August 2023-24	2023-24	2023-24	Encumbered	2023-24	
FDTLOC	FUNC	OBJ	SJ	Description	Budget	Monthly Activity	FYTD Activity	Batch Activity	Amount	Available Funds
10E180	2210	2110	00	180000	RTTT Improv Instruct TRS	0.00	0.00	0.00	0.00	0.00
10E180	2210	2110	01	180000	RTTT IMentoring TRS	0.00	0.00	0.00	0.00	0.00
10E270	2210	2110	00	270000	Title I S&A Sub TRS	0.00	0.00	0.00	0.00	0.00
10E330	2210	2110	00	330000	Title II Teach TRS	100.00	0.00	0.00	0.00	100.00
10E340	2210	2110	00	340000	ESSER Prof Development TRS	0.00	20.49	20.49	0.00	-20.49
10E342	2210	2110	00	000000	ESSER II Inst Tech TRS	8,000.00	2,128.61	3,434.93	0.00	4,565.07
10E343	2210	2110	00	000000	Instructional Tech Coach TRS	14,500.00	0.00	0.00	0.00	14,500.00
10E470	2210	2110	00	470000	21st Century TRS	0.00	0.00	0.00	0.00	0.00
10E480	2210	2110	00	480000	Ag 3 Circles TRS	1,260.00	0.00	0.00	0.00	1,260.00
10E490	2210	2110	00	490000	Ag Grant TRS	0.00	0.00	0.00	0.00	0.00
10E500	2210	2110	00	500000	Title I TRS	460.00	0.00	0.00	0.00	460.00
10E510	2210	2110	00	510000	EC TRS	150.00	103.14	103.14	0.00	46.86
10E530	2210	2110	00	530000	Prior Yr Title II TRS	500.00	0.00	0.00	0.00	500.00
10E570	2210	2110	00	570000	Title IV Sub TRS	650.00	0.00	0.00	0.00	650.00
10E810	2210	2110	00	810000	Pat Burk Flow Thru TRS	0.00	0.00	0.00	0.00	0.00
10E330	2210	2130	00	330000		0.00	0.00	0.00	0.00	0.00
10E070	2210	2200	00	000000		0.00	0.00	0.00	0.00	0.00
10E342	2210	2200	00	000000	ESSER II Inst Tech Insurance	0.00	760.00	1,520.00	0.00	-1,520.00
10E343	2210	2200	00	000000	Instructional Tech Coach Insur	9,132.00	0.00	0.00	0.00	9,132.00
10E---	2210	2---	--	-----		35,582.00	3,261.43	5,344.85	0.00	30,237.15
10E010	2210	3110	00	000000	Workshop	0.00	331.68	462.25	0.00	364.84
10E100	2210	3140	00	100000	Title I Improv Consult	2,500.00	0.00	0.00	0.00	2,500.00
10E330	2210	3140	00	330000	Title II Consultant	0.00	0.00	0.00	0.00	0.00
10E500	2210	3140	00	500000	Title I Consultant	0.00	8,170.00	8,170.00	0.00	-8,170.00
10E530	2210	3140	00	530000	Title II Consultant	3,000.00	0.00	0.00	0.00	3,000.00
10E570	2210	3140	00	570000	Title IV Consultant	0.00	0.00	0.00	0.00	0.00
10E010	2210	3190	00	000000	District Improv of Instr Regis	3,000.00	0.00	0.00	0.00	3,000.00
10E050	2210	3190	00	000000	RCHS CTEI Re-gristration	0.00	0.00	0.00	0.00	0.00
10E060	2210	3190	00	000000	Fine Arts Reg Fee	0.00	0.00	0.00	0.00	0.00
10E100	2210	3190	00	100000	Title I Improv Reg Fee	7,500.00	275.00	775.00	0.00	6,725.00
10E110	2210	3190	00	110000	EC 3-5 Pur Serv	0.00	0.00	0.00	0.00	0.00
10E120	2210	3190	00	120000	Laptop Pur Serv	0.00	0.00	0.00	0.00	0.00
10E170	2210	3190	00	170000	Title IV Purchase Service	9,000.00	0.00	0.00	1,670.00	355.00
10E180	2210	3190	00	180000	RTTT Speaker/Reg Fee	0.00	0.00	0.00	0.00	0.00
10E190	2210	3190	00	190000	Title VI Rrl Ed Imp of Ins PS	0.00	0.00	0.00	0.00	0.00
10E270	2210	3190	00	270000	Title I S&A Consult Fees	0.00	0.00	0.00	0.00	0.00
10E290	2210	3190	00	290000	JFF Bio Med PD	0.00	0.00	0.00	0.00	0.00
10E330	2210	3190	00	330000	Title II Purchase Serv	20,000.00	0.00	0.00	0.00	20,000.00
10E340	2210	3190	00	340000	ESSER Prof Dev Purchase Servic	0.00	0.00	0.00	0.00	0.00
10E342	2210	3190	00	342000	ESSER II Imp Inst Purch Serv	800.00	0.00	0.00	0.00	800.00

173

Account Level				2023-24	August 2023-24	2023-24	2023-24	Encumbered	2023-24	
FDTLOC	FUNC	OBJ	SJ	Description	Budget	Monthly Activity	FYTD Activity	Batch Activity	Amount	Available Funds
10E390	2210	3190	00	390000 Perkins Registration	0.00	0.00	0.00	0.00	0.00	0.00
10E470	2210	3190	00	470000 21st Century Pur Serv	0.00	0.00	0.00	0.00	0.00	0.00
10E490	2210	3190	00	490000 Ag Grant Imp Inst Pur Serv	0.00	0.00	0.00	0.00	0.00	0.00
10E500	2210	3190	00	500000 Title I Pur Serv	6,500.00	0.00	0.00	0.00	325.00	6,175.00
10E510	2210	3190	00	510000 PI Reg, Mileage	3,000.00	0.00	0.00	1,500.00	175.00	1,325.00
10E530	2210	3190	00	530000 Title II Pur Serv	5,000.00	0.00	0.00	0.00	0.00	5,000.00
10E570	2210	3190	00	570000 Title II Purchase Service	16,200.00	0.00	0.00	0.00	0.00	16,200.00
10E680	2210	3190	00	680000 CHAT Pur Serv/Speaker	0.00	0.00	0.00	0.00	0.00	0.00
10E750	2210	3190	00	750000 TAOEP pur serv	0.00	0.00	0.00	0.00	0.00	0.00
10E780	2210	3190	00	780000 CTEI PD Purch Service	4,900.00	0.00	0.00	0.00	0.00	4,900.00
10E010	2210	3320	00	000000 District Improv of Instr Mieag	1,000.00	0.00	0.00	0.00	0.00	1,000.00
10E050	2210	3320	00	000000 RCHS CTEI TRAVEL	0.00	0.00	0.00	0.00	0.00	0.00
10E060	2210	3320	00	000000 Fine Arts Travel	0.00	0.00	0.00	0.00	0.00	0.00
10E070	2210	3320	00	000000 21st Century Mile	0.00	0.00	0.00	0.00	0.00	0.00
10E090	2210	3320	00	000000 Cloud Grant Improv of Instr Tr	0.00	0.00	0.00	0.00	0.00	0.00
10E090	2210	3320	00	090000 Cloud Grant Improv Inst Mileag	0.00	0.00	0.00	0.00	0.00	0.00
10E100	2210	3320	00	100000 Title I Improv Travel	5,000.00	0.00	1,194.54	0.00	0.00	3,805.46
10E110	2210	3320	00	110000 EC 3-5 Trav	0.00	0.00	0.00	0.00	0.00	0.00
10E110	2210	3320	01	110000 EC 0-3 Trav	3,500.00	0.00	0.00	0.00	0.00	3,500.00
10E170	2210	3320	00	170000 Title IV Meals Mile Motel Reg	2,429.00	0.00	0.00	0.00	0.00	2,429.00
10E180	2210	3320	00	180000 RTTT Imp Ins Meals/Mile/Motel	0.00	0.00	0.00	0.00	0.00	0.00
10E180	2210	3320	01	180000 RTTTIM Imp Inst Meals/Mile/Mo	0.00	0.00	0.00	0.00	0.00	0.00
10E270	2210	3320	00	270000 Title I S&A Travel Exp	0.00	0.00	0.00	0.00	0.00	0.00
10E330	2210	3320	00	330000 Title II Travel	10,000.00	160.00	2,788.37	0.00	0.00	7,211.63
10E390	2210	3320	00	390000 Perkins Travel	0.00	0.00	0.00	0.00	0.00	0.00
10E470	2210	3320	00	470000 21st Century Mileage	0.00	0.00	0.00	0.00	0.00	0.00
10E500	2210	3320	00	500000 Title I Travel	3,000.00	0.00	0.00	0.00	0.00	3,000.00
10E510	2210	3320	00	510000 At Risk Improv Trav	2,500.00	0.00	0.00	0.00	1,500.00	1,000.00
10E530	2210	3320	00	530000 Prior Yr Title II Travel	3,000.00	0.00	0.00	0.00	0.00	3,000.00
10E550	2210	3320	00	550000 TAOEP Travel	0.00	0.00	0.00	0.00	0.00	0.00
10E570	2210	3320	00	570000 Title IV Travel	0.00	0.00	0.00	30.90	0.00	-30.90
10E580	2210	3320	00	580000 RttT Meals, Mileage Motels	0.00	0.00	0.00	0.00	0.00	0.00
10E750	2210	3320	00	750000 TAOEP Travel	0.00	0.00	0.00	0.00	0.00	0.00
10E780	2210	3320	00	780000 CTEI PD Travel	3,700.00	0.00	0.00	0.00	0.00	3,700.00
10E---	2210	3---	--	-----	115,529.00	8,936.68	13,390.16	3,200.90	2,719.84	96,218.10
10E010	2210	4100	00	000000 Dist Improv of Instr Supplies	0.00	0.00	0.00	0.00	0.00	0.00
10E060	2210	4100	00	000000 Fine Arts Improv Inst Supp	0.00	0.00	0.00	0.00	0.00	0.00
10E070	2210	4100	00	000000 21st Century Prof Dev Supp	0.00	0.00	0.00	0.00	0.00	0.00
10E100	2210	4100	00	100000 Title I Supp	0.00	0.00	0.00	0.00	0.00	0.00
10E110	2210	4100	00	110000 EC IMPROV OF INSTR SUPPLIES	0.00	0.00	0.00	0.00	0.00	0.00

Account Level				2023-24	August 2023-24	2023-24	2023-24	Encumbered	2023-24	
FDTLOC	FUNC	OBJ	SJ	Description	Budget	Monthly Activity	FYTD Activity	Batch Activity	Amount	Available Funds
10E120	2210	4100	00	120000	0.00	0.00	0.00	0.00	0.00	0.00
10E170	2210	4100	00	170000	0.00	0.00	0.00	0.00	0.00	0.00
10E180	2210	4100	00	180000	0.00	0.00	0.00	0.00	0.00	0.00
10E180	2210	4100	01	180000	0.00	0.00	0.00	0.00	0.00	0.00
10E270	2210	4100	00	270000	0.00	0.00	0.00	0.00	0.00	0.00
10E330	2210	4100	00	330000	200.00	0.00	0.00	0.00	0.00	200.00
10E345	2210	4100	00	345000	1,375.00	0.00	0.00	0.00	0.00	1,375.00
10E470	2210	4100	00	470000	0.00	0.00	0.00	0.00	0.00	0.00
10E500	2210	4100	00	500000	0.00	0.00	0.00	0.00	1,195.14	-1,195.14
10E510	2210	4100	00	510000	450.00	0.00	0.00	0.00	0.00	450.00
10E530	2210	4100	00	530000	0.00	0.00	0.00	0.00	0.00	0.00
10E570	2210	4100	00	570000	0.00	0.00	0.00	0.00	0.00	0.00
10E680	2210	4100	00	680000	0.00	0.00	0.00	0.00	0.00	0.00
10E---	2210	4---	--	-----	2,025.00	0.00	0.00	0.00	1,195.14	829.86
10E120	2210	5500	00	120000	0.00	0.00	0.00	0.00	0.00	0.00
10E---	2210	5---	--	-----	0.00	0.00	0.00	0.00	0.00	0.00
10E020	2220	1100	00	000000	80,000.00	6,268.30	12,536.60	0.00	0.00	67,463.40
10E040	2220	1100	00	000000	47,000.00	3,717.48	7,434.96	0.00	0.00	39,565.04
10E050	2220	1100	00	000000	68,000.00	6,111.90	12,223.80	0.00	0.00	55,776.20
10E020	2220	1110	00	000000	0.00	0.00	0.00	0.00	0.00	0.00
10E040	2220	1110	00	000000	0.00	0.00	0.00	0.00	0.00	0.00
10E050	2220	1110	00	000000	0.00	0.00	0.00	0.00	0.00	0.00
10E020	2220	1200	00	000000	0.00	0.00	0.00	0.00	0.00	0.00
10E040	2220	1200	00	000000	1,000.00	0.00	0.00	0.00	0.00	1,000.00
10E050	2220	1200	00	000000	600.00	0.00	0.00	0.00	0.00	600.00
10E020	2220	1210	00	000000	0.00	0.00	0.00	0.00	0.00	0.00
10E040	2220	1210	00	000000	0.00	0.00	0.00	0.00	0.00	0.00
10E---	2220	1---	--	-----	196,600.00	16,097.68	32,195.36	0.00	0.00	164,404.64
10E020	2220	2110	00	000000	9,600.00	706.04	1,412.08	0.00	0.00	8,187.92
10E040	2220	2110	00	000000	5,600.00	418.72	837.44	0.00	0.00	4,762.56
10E050	2220	2110	00	000000	8,000.00	688.42	1,376.84	0.00	0.00	6,623.16
10E020	2220	2130	00	000000	0.00	0.00	0.00	0.00	0.00	0.00
10E040	2220	2130	00	000000	0.00	0.00	0.00	0.00	0.00	0.00
10E050	2220	2130	00	000000	0.00	0.00	0.00	0.00	0.00	0.00
10E020	2220	2200	00	000000	9,120.00	760.00	1,520.00	0.00	0.00	7,600.00
10E040	2220	2200	00	000000	9,150.00	760.00	1,520.00	0.00	0.00	7,630.00
10E050	2220	2200	00	000000	9,150.00	760.00	1,520.00	0.00	0.00	7,630.00
10E---	2220	2---	--	-----	50,620.00	4,093.18	8,186.36	0.00	0.00	42,433.64
10E020	2220	3140	00	000000	1,000.00	0.00	0.00	0.00	0.00	1,000.00
10E040	2220	3190	00	000000	730.00	0.00	1,042.61	0.00	0.00	-312.61

175

Account Level				2023-24	August 2023-24	2023-24	2023-24	Encumbered	2023-24	
FDTLOC	FUNC	OBJ	SJ	Description	Budget	Monthly Activity	FYTD Activity	Batch Activity	Amount	Available Funds
10E050	2220	3190	00 000000	RCHS IMC Pur Service	4,000.00	2,713.59	2,713.59	0.00	131.41	1,155.00
10E020	2220	3230	00 000000	RCES IMC Repair/Maint	1,000.00	0.00	1,042.61	0.00	0.00	-42.61
10E040	2220	3230	00 000000	RCMS IMC Rep/Maint	0.00	0.00	0.00	0.00	0.00	0.00
10E050	2220	3230	00 000000	RCHS IMC Rep/Maint	0.00	0.00	0.00	0.00	0.00	0.00
10E050	2220	3240	00 000000	RCHS IMC Copier Repair	0.00	0.00	0.00	189.00	0.00	-189.00
10E050	2220	3260	00 000000	RCHS IMC Postage	0.00	0.00	0.00	0.00	0.00	0.00
10E050	2220	3320	00 000000	RCHS IMC Trav	0.00	0.00	0.00	0.00	0.00	0.00
10E---	2220	3---	-- -----		6,730.00	2,713.59	4,798.81	189.00	131.41	1,610.78
10E020	2220	4100	00 000000	RCES IMC Supplies	2,800.00	670.65	810.02	0.00	0.00	1,989.98
10E030	2220	4100	00 000000	WRES IMC Supplies	0.00	0.00	0.00	0.00	0.00	0.00
10E040	2220	4100	00 000000	RCMS IMC Supplies	1,620.00	342.36	569.55	0.00	393.67	656.78
10E050	2220	4100	00 000000	RCHS IMC Supplies	1,200.00	287.15	470.55	0.00	130.51	598.94
10E240	2220	4100	00 240000	IL St Library Grnt Supp	3,000.00	128.12	1,168.09	0.00	10.98	1,820.93
10E250	2220	4100	00 250000	Fed Lib Grant Supp	0.00	0.00	0.00	0.00	0.00	0.00
10E290	2220	4100	00 290000	JFF Library Books	0.00	0.00	0.00	0.00	0.00	0.00
10E345	2220	4100	00 345000	ARP McKin Vent Media Supplies	0.00	0.00	0.00	0.00	0.00	0.00
10E050	2220	4110	00 000000	RCHS IMC Video Purchase	0.00	0.00	0.00	0.00	0.00	0.00
10E020	2220	4300	00 000000	RCES IMC Books	7,500.00	1,452.76	1,452.76	0.00	719.14	5,328.10
10E040	2220	4300	00 000000	RCMS IMC Books	4,900.00	295.77	295.77	0.00	0.00	4,604.23
10E050	2220	4300	00 000000	RCHS IMC Books	7,000.00	947.07	1,596.86	0.00	5.00	5,398.14
10E020	2220	4400	00 000000	RCES IMC Periodicals	300.00	0.00	0.00	0.00	0.00	300.00
10E040	2220	4400	00 000000	RCMS IMC Periodicals	0.00	0.00	0.00	0.00	0.00	0.00
10E050	2220	4400	00 000000	RCHS IMC Periodicals	2,000.00	0.00	0.00	0.00	0.00	2,000.00
10E020	2220	4700	00 000000	RCES IMC Software	300.00	19.95	19.95	0.00	144.00	136.05
10E040	2220	4700	00 000000	RCMS IMC Software/E-Resources	1,000.00	0.00	0.00	0.00	0.00	1,000.00
10E050	2220	4700	00 000000	RCHS IMC Software	0.00	0.00	0.00	0.00	0.00	0.00
10E---	2220	4---	-- -----		31,620.00	4,143.83	6,383.55	0.00	1,403.30	23,833.15
10E020	2220	5500	00 000000	RCES IMC Equipment	0.00	0.00	0.00	0.00	0.00	0.00
10E040	2220	5500	00 000000	RCMS IMC Equip	0.00	0.00	0.00	0.00	0.00	0.00
10E050	2220	5500	00 000000	RCHS IMC Equip	1,000.00	0.00	0.00	0.00	0.00	1,000.00
10E---	2220	5---	-- -----		1,000.00	0.00	0.00	0.00	0.00	1,000.00
10E020	2220	6400	00 000000	RCES IMC Dues/Fees	400.00	0.00	0.00	0.00	0.00	400.00
10E040	2220	6400	00 000000	RCMS IMC Dues/Fees	700.00	0.00	0.00	0.00	0.00	700.00
10E050	2220	6400	00 000000	RCHS IMC Dues/Fees	0.00	0.00	0.00	0.00	0.00	0.00
10E---	2220	6---	-- -----		1,100.00	0.00	0.00	0.00	0.00	1,100.00
10E340	2230	1100	00 340000	ESSER MTSS Intervention Salary	0.00	0.00	0.00	0.00	0.00	0.00
10E---	2230	1---	-- -----		0.00	0.00	0.00	0.00	0.00	0.00
10E340	2230	2110	00 340000	ESSER MTSS TRS	0.00	0.00	0.00	0.00	0.00	0.00
10E340	2230	2200	00 340000	ESSER MTSS Ins Benefit	0.00	0.00	0.00	0.00	0.00	0.00
10E---	2230	2---	-- -----		0.00	0.00	0.00	0.00	0.00	0.00

Account Level				2023-24	August 2023-24	2023-24	2023-24	Encumbered	2023-24		
FDTLOC	FUNC	OBJ	SJ	Description	Budget	Monthly Activity	FYTD Activity	Batch Activity	Amount	Available Funds	
10E100	2230	3140	00	100000	Title I Scoring	2,500.00	0.00	2,100.00	0.00	2,140.00	-1,740.00
10E500	2230	3140	00	500000	Title I Scoring	40,000.00	0.00	0.00	0.00	2,800.00	37,200.00
10E050	2230	3190	00	000000	RCHS CTEI Purchase Service	0.00	0.00	0.00	0.00	0.00	0.00
10E710	2230	3190	00	710000	Elementary Careers Purchase Ser	0.00	0.00	0.00	0.00	0.00	0.00
10E780	2230	3190	00	780000	CTEI Testing/Certification	479.00	0.00	0.00	0.00	0.00	479.00
10E---	2230	3---	--	-----		42,979.00	0.00	2,100.00	0.00	4,940.00	35,939.00
10E100	2230	4100	00	100000	Title I Testing	0.00	0.00	0.00	0.00	0.00	0.00
10E500	2230	4100	00	500000	Title I Testing	0.00	0.00	0.00	0.00	0.00	0.00
10E---	2230	4---	--	-----		0.00	0.00	0.00	0.00	0.00	0.00
10E010	2310	1110	00	000000	BOE Sec/Treasure Sal	6,300.00	520.00	1,040.00	0.00	0.00	5,260.00
10E---	2310	1---	--	-----		6,300.00	520.00	1,040.00	0.00	0.00	5,260.00
10E010	2310	2130	00	000000		0.00	0.00	0.00	0.00	0.00	0.00
10E010	2310	2200	00	000000	BOE Sec Ins Ben	0.00	0.00	0.00	0.00	0.00	0.00
10E---	2310	2---	--	-----		0.00	0.00	0.00	0.00	0.00	0.00
10E010	2310	3140	00	000000	District Feasibility Consultan	0.00	0.00	0.00	0.00	0.00	0.00
10E010	2310	3160	00	000000	BOE Architectural Fees	0.00	0.00	0.00	0.00	0.00	0.00
10E010	2310	3170	00	000000	BOE Audit Fee	25,000.00	0.00	0.00	0.00	0.00	25,000.00
10E010	2310	3180	00	000000	BOE Reg Chicago	15,000.00	0.00	1,440.00	0.00	0.00	13,560.00
10E010	2310	3190	00	000000	BOE Other Pur Ser	0.00	0.00	0.00	0.00	0.00	0.00
10E220	2310	3190	00	220000	BOE Background Checks	0.00	0.00	0.00	0.00	0.00	0.00
10E010	2310	3230	00	000000	BOE Repair/Maint	0.00	0.00	0.00	0.00	0.00	0.00
10E010	2310	3320	00	000000	BOE Travel	250.00	106.76	106.76	0.00	0.00	143.24
10E010	2310	3500	00	000000	BOE Advertising	3,500.00	34.10	34.10	0.00	0.00	3,465.90
10E010	2310	3600	00	000000	BOE Printing	0.00	0.00	0.00	0.00	0.00	0.00
10E010	2310	3800	00	000000	BOE Pd Cert Life Ins	55,000.00	13,065.97	60,477.30	0.00	39,842.50	-45,319.80
10E010	2310	3850	00	000000	BOE Unemployment Comp	0.00	0.00	0.00	0.00	0.00	0.00
10E---	2310	3---	--	-----		98,750.00	13,206.83	62,058.16	0.00	39,842.50	-3,150.66
10E010	2310	4100	00	000000	BOE Supplies	7,500.00	173.56	252.26	119.32	0.00	7,128.42
10E010	2310	4110	00	000000	BOE Serv Awards Supp	250.00	0.00	0.00	0.00	0.00	250.00
10E---	2310	4---	--	-----		7,750.00	173.56	252.26	119.32	0.00	7,378.42
10E010	2310	5500	00	000000	BOE Equipment	0.00	0.00	0.00	0.00	0.00	0.00
10E---	2310	5---	--	-----		0.00	0.00	0.00	0.00	0.00	0.00
10E010	2310	6400	00	000000	BOE Dues/Fees	7,200.00	0.00	0.00	0.00	0.00	7,200.00
10E---	2310	6---	--	-----		7,200.00	0.00	0.00	0.00	0.00	7,200.00
10E010	2320	1100	00	000000	Superintendent Salary	164,000.00	15,305.40	28,083.32	0.00	0.00	135,916.68
10E010	2320	1110	00	000000	Supt Secretary Salary	58,000.00	4,350.66	8,701.32	0.00	0.00	49,298.68
10E---	2320	1---	--	-----		222,000.00	19,656.06	36,784.64	0.00	0.00	185,215.36
10E010	2320	2110	00	000000	Superintendent TRS	16,700.00	1,723.92	3,163.14	0.00	0.00	13,536.86
10E010	2320	2130	00	000000		0.00	0.00	0.00	0.00	0.00	0.00
10E010	2320	2200	00	000000	Supt Office Ins Ben	9,150.00	1.92	3.84	0.00	0.00	9,146.16

Account Level				2023-24	August 2023-24	2023-24	2023-24	Encumbered	2023-24	
FDTLOC	FUNC	OBJ	SJ	Description	Budget	Monthly Activity	FYTD Activity	Batch Activity	Amount	Available Funds
10E---	2320	2---	--	-----	25,850.00	1,725.84	3,166.98	0.00	0.00	22,683.02
10E010	2320	3140	00	000000 District Consulting	2,500.00	0.00	0.00	0.00	0.00	2,500.00
10E010	2320	3190	00	000000 Supt Office Pur Serv	3,500.00	45.00	45.00	483.07	507.00	2,464.93
10E010	2320	3230	00	000000 Supt Office Repair/Maint	0.00	0.00	0.00	0.00	0.00	0.00
10E010	2320	3240	00	000000 Supt Office Copier Rep	500.00	0.00	0.00	0.00	0.00	500.00
10E010	2320	3250	00	000000 Supt Office Rental	4,000.00	0.00	1,188.00	0.00	0.00	2,812.00
10E010	2320	3260	00	000000 Supt Office Postage	2,500.00	0.00	0.00	8.56	0.00	2,491.44
10E010	2320	3320	00	000000 Supt Office Travel	5,000.00	358.35	629.76	50.00	0.00	4,320.24
10E010	2320	3400	00	000000 Supt Office Telephone	0.00	0.00	0.00	0.00	0.00	0.00
10E---	2320	3---	--	-----	18,000.00	403.35	1,862.76	541.63	507.00	15,088.61
10E010	2320	4100	00	000000 Supt Office Supplies	3,000.00	337.38	507.13	165.60	0.00	2,327.27
10E010	2320	4240	00	000000 Supt Office Copier Paper	0.00	0.00	0.00	0.00	0.00	0.00
10E010	2320	4400	00	000000 District Off Subscription Renw	0.00	0.00	0.00	0.00	0.00	0.00
10E010	2320	4700	00	000000 Supt Office Software	0.00	0.00	0.00	0.00	0.00	0.00
10E---	2320	4---	--	-----	3,000.00	337.38	507.13	165.60	0.00	2,327.27
10E010	2320	5500	00	000000 District Off Equipment	2,000.00	778.79	778.79	0.00	0.00	1,221.21
10E---	2320	5---	--	-----	2,000.00	778.79	778.79	0.00	0.00	1,221.21
10E010	2320	6400	00	000000 Supt Office Dues/Fees	500.00	1,296.15	1,296.15	0.00	0.00	-796.15
10E---	2320	6---	--	-----	500.00	1,296.15	1,296.15	0.00	0.00	-796.15
10E010	2330	1100	00	000000 Asst Supt/Cur Dir Sal	120,000.00	10,594.18	21,188.36	0.00	0.00	98,811.64
10E070	2330	1100	00	000000 21st Century Grant Adm Sal	0.00	0.00	0.00	0.00	0.00	0.00
10E100	2330	1100	00	100000 Title I Admin Sal	0.00	0.00	0.00	0.00	0.00	0.00
10E345	2330	1100	00	345000 ARP McKin Vent Liaison Salary	0.00	0.00	0.00	0.00	0.00	0.00
10E500	2330	1100	00	500000 Title Admin Salary	14,500.00	1,177.14	2,354.28	0.00	0.00	12,145.72
10E010	2330	1110	00	000000 Asst Supt Sec Sal	47,000.00	3,480.54	6,961.08	0.00	0.00	40,038.92
10E070	2330	1110	00	000000 21st Century Sec Sal	11,500.00	0.00	0.00	0.00	0.00	11,500.00
10E100	2330	1110	00	100000 Title I Admin Sec Sal	0.00	0.00	0.00	0.00	0.00	0.00
10E110	2330	1110	00	110000 PreK Admin Sec Sal	0.00	-1,806.00	0.00	0.00	0.00	0.00
10E470	2330	1110	00	470000 21st Century Sec Sal	0.00	0.00	0.00	0.00	0.00	0.00
10E500	2330	1110	00	500000 Title I Admin Sec Salary	5,100.00	0.00	0.00	0.00	0.00	5,100.00
10E510	2330	1110	00	510000 PreK Adm Sec Sal Prior	24,950.00	3,612.00	3,612.00	0.00	0.00	21,338.00
10E---	2330	1---	--	-----	223,050.00	17,057.86	34,115.72	0.00	0.00	188,934.28
10E010	2330	2110	00	000000 Asst Supt TRS	13,000.00	1,193.30	2,386.60	0.00	0.00	10,613.40
10E070	2330	2110	00	000000 21st Century TRS	2,600.00	0.00	0.00	0.00	0.00	2,600.00
10E100	2330	2110	00	100000 Title I Admin TRS	0.00	0.00	0.00	0.00	0.00	0.00
10E345	2330	2110	00	345000 ARP McKinney Vent Liaison TRS	0.00	0.00	0.00	0.00	0.00	0.00
10E470	2330	2110	00	470000 21st Century Adm TRS	0.00	0.00	0.00	0.00	0.00	0.00
10E500	2330	2110	00	500000 Title I TRS	3,450.00	269.72	539.44	0.00	0.00	2,910.56
10E010	2330	2130	00	000000	0.00	0.00	0.00	0.00	0.00	0.00
10E100	2330	2130	00	100000	0.00	0.00	0.00	0.00	0.00	0.00

Account Level				2023-24	August 2023-24	2023-24	2023-24	Encumbered	2023-24	
FDTLOC	FUNC	OBJ	SJ	Description	Budget	Monthly Activity	FYTD Activity	Batch Activity	Amount	Available Funds
10E470	2330	2130	00	470000	0.00	0.00	0.00	0.00	0.00	0.00
10E010	2330	2200	00	000000	Asst Supt/CurDir/Sec Ben	9,150.00	760.96	1,521.92	0.00	7,628.08
10E110	2330	2200	00	110000	PreK Adm Sec Ben	0.00	-0.68	0.00	0.00	0.00
10E345	2330	2200	00	345000	ARP McKin Vent Liaison Benefit	0.00	0.00	0.00	0.00	0.00
10E500	2330	2200	00	500000		0.00	0.00	0.00	0.00	0.00
10E510	2330	2200	00	510000	Pre K Sec Ins Ben	9.00	1.36	1.36	0.00	7.64
10E---	2330	2---	--	-----	28,209.00	2,224.66	4,449.32	0.00	0.00	23,759.68
10E100	2330	3170	00	100000	Title I Audit Fee	0.00	0.00	0.00	0.00	0.00
10E500	2330	3170	00	500000	Title I Audit Fee	0.00	0.00	0.00	0.00	0.00
10E010	2330	3190	00	000000	Asst Supt Purchase Serv	3,500.00	0.00	0.00	0.00	3,500.00
10E470	2330	3190	00	470000	21st Century Adm Pur Serv	0.00	0.00	0.00	0.00	0.00
10E010	2330	3320	00	000000	Asst Supt Travel	1,500.00	0.00	0.00	0.00	1,500.00
10E100	2330	3320	00	100000	Title I Adm Travel	0.00	0.00	0.00	0.00	0.00
10E500	2330	3320	00	500000	Title I Adm Trav	0.00	0.00	0.00	0.00	0.00
10E---	2330	3---	--	-----	5,000.00	0.00	0.00	0.00	0.00	5,000.00
10E070	2330	4100	00	000000	21st Century Admin Supplies	0.00	0.00	0.00	0.00	0.00
10E100	2330	4100	00	100000	Title I Adm Supplies	0.00	0.00	0.00	0.00	0.00
10E110	2330	4100	00	110000	Pre K Adm Supp	0.00	0.00	0.00	0.00	0.00
10E470	2330	4100	00	470000	21st Century Adm Supp	0.00	0.00	0.00	0.00	0.00
10E500	2330	4100	00	500000	Title I Adm Supp	0.00	0.00	0.00	0.00	0.00
10E510	2330	4100	00	510000	Pre K Adm Supp	3,000.00	0.00	339.99	12.91	2,647.10
10E---	2330	4---	--	-----	3,000.00	0.00	339.99	0.00	12.91	2,647.10
10E110	2330	5500	00	110000	PRE K ADM EQUIPMENT	0.00	0.00	0.00	0.00	0.00
10E510	2330	5500	00	510000	Pre K Adm Equip	0.00	0.00	0.00	0.00	0.00
10E---	2330	5---	--	-----	0.00	0.00	0.00	0.00	0.00	0.00
10E010	2330	6400	00	000000	Asst Supt Dues/Fees	600.00	0.00	15.00	0.00	585.00
10E---	2330	6---	--	-----	600.00	0.00	15.00	0.00	0.00	585.00
10E280	2331	1100	00	280000	Sp Ed Dir Sal	142,000.00	11,597.78	23,195.56	0.00	118,804.44
10E110	2331	1110	00	110000	Admin PI Sec Sal	2,000.00	774.00	1,548.00	0.00	452.00
10E280	2331	1110	00	280000	Sp Ed Sec Sal	35,000.00	2,723.34	5,446.68	0.00	29,553.32
10E510	2331	1110	00	510000	0-3 Pre K Adm Sec	11,088.00	0.00	0.00	0.00	11,088.00
10E---	2331	1---	--	-----	190,088.00	15,095.12	30,190.24	0.00	0.00	159,897.76
10E280	2331	2110	00	280000	Sp Needs Dir TRS	14,500.00	1,306.30	2,612.60	0.00	11,887.40
10E280	2331	2130	00	280000		0.00	0.00	0.00	0.00	0.00
10E110	2331	2200	00	110000	Admin PI Sec Ben	5.00	0.28	0.56	0.00	4.44
10E280	2331	2200	00	280000	Sp Ed Ins Ben	18,500.00	1,520.96	3,041.92	0.00	15,458.08
10E510	2331	2200	00	510000	Admin PI Sec Ben	6.00	0.00	0.00	0.00	6.00
10E---	2331	2---	--	-----	33,011.00	2,827.54	5,655.08	0.00	0.00	27,355.92
10E110	2331	3190	00	110000	PI Pur Serv	0.00	0.00	0.00	0.00	0.00
10E510	2331	3190	00	510000	PI Pur Serv	2,000.00	0.00	0.00	0.00	2,000.00

Account Level				2023-24	August 2023-24	2023-24	2023-24	Encumbered	2023-24	
FDTLOC	FUNC	OBJ	SJ	Description	Budget	Monthly Activity	FYTD Activity	Batch Activity	Amount	Available Funds
10E920	2331	3190	00 920000	Sp Ed Purchase Service	12,500.00	3,050.00	11,026.32	0.00	0.00	1,473.68
10E920	2331	3230	00 920000	Sp Ed Rep/Maint	0.00	0.00	0.00	0.00	0.00	0.00
10E920	2331	3240	00 920000	Sp Ed Copier Repair	0.00	0.00	0.00	0.00	0.00	0.00
10E920	2331	3260	00 920000	Sp Ed Postage	1,500.00	0.00	0.00	0.00	0.00	1,500.00
10E920	2331	3320	00 920000	Sp Ed Travel	650.00	0.00	0.00	0.00	0.00	650.00
10E920	2331	3400	00 920000	Sp Ed Telephone	0.00	0.00	0.00	0.00	0.00	0.00
10E---	2331	3---	-- -----		16,650.00	3,050.00	11,026.32	0.00	0.00	5,623.68
10E110	2331	4100	00 110000	PI Adm Supplies	100.00	0.00	0.00	0.00	0.00	100.00
10E510	2331	4100	00 510000	PI Adm Supp	1,000.00	0.00	0.00	0.00	0.00	1,000.00
10E920	2331	4100	00 920000	Sp Ed Supplies	2,000.00	9,171.11	9,171.11	0.00	0.00	-7,171.11
10E920	2331	4130	00 920000	Sp Ed Test Supplies	0.00	0.00	0.00	0.00	0.00	0.00
10E920	2331	4240	00 920000	Sp Ed Copy Paper	0.00	0.00	0.00	0.00	0.00	0.00
10E920	2331	4700	00 920000	Sp Ed Dir Software	0.00	0.00	0.00	0.00	0.00	0.00
10E---	2331	4---	-- -----		3,100.00	9,171.11	9,171.11	0.00	0.00	-6,071.11
10E920	2331	5400	00 920000	Sp Ed Dir Equipment	0.00	0.00	0.00	0.00	0.00	0.00
10E920	2331	5500	00 920000	Sp Ed Adm Equip	10,000.00	0.00	0.00	0.00	0.00	10,000.00
10E---	2331	5---	-- -----		10,000.00	0.00	0.00	0.00	0.00	10,000.00
10E920	2331	6400	00 920000	Sp Needs Coord. Dues/Fees	300.00	0.00	0.00	0.00	0.00	300.00
10E---	2331	6---	-- -----		300.00	0.00	0.00	0.00	0.00	300.00
10E320	2333	1100	00 320000	Building Grounds Dir Sal	0.00	0.00	0.00	0.00	0.00	0.00
10E---	2333	1---	-- -----		0.00	0.00	0.00	0.00	0.00	0.00
10E320	2333	2110	00 320000	Building Grounds Dir TRS	0.00	0.00	0.00	0.00	0.00	0.00
10E320	2333	2200	00 320000	Building Grounds Dir Ben	0.00	0.00	0.00	0.00	0.00	0.00
10E---	2333	2---	-- -----		0.00	0.00	0.00	0.00	0.00	0.00
10E015	2410	1100	00 000000	ELC Principal Salary	95,000.00	7,901.68	15,803.36	0.00	0.00	79,196.64
10E020	2410	1100	00 000000	RCES Prin Sal	220,000.00	18,276.44	35,518.36	0.00	0.00	184,481.64
10E030	2410	1100	00 000000	WRCS Principal Sal	0.00	0.00	0.00	0.00	0.00	0.00
10E040	2410	1100	00 000000	RCMS Principal Sal	173,000.00	14,386.64	28,526.64	0.00	0.00	144,473.36
10E050	2410	1100	00 000000	RCHS Principal Salary	175,000.00	14,560.00	28,560.00	0.00	0.00	146,440.00
10E020	2410	1110	00 000000	RCES Sec Sal	130,000.00	8,042.26	16,719.92	0.00	0.00	113,280.08
10E030	2410	1110	00 000000	WRCS Secretary Sal	0.00	0.00	0.00	0.00	0.00	0.00
10E040	2410	1110	00 000000	RCMS Secretarial Sal	60,000.00	4,537.66	9,113.50	0.00	0.00	50,886.50
10E050	2410	1110	00 000000	RCHS Principal Sec Sal	130,000.00	13,079.00	26,199.00	0.00	0.00	103,801.00
10E020	2410	1200	00 000000		0.00	0.00	0.00	0.00	0.00	0.00
10E050	2410	1200	00 000000		0.00	0.00	0.00	0.00	0.00	0.00
10E020	2410	1210	00 000000	RCES Sub Sec Sal	2,000.00	0.00	0.00	0.00	0.00	2,000.00
10E040	2410	1210	00 000000	RCMS Sub Secretary Sal	0.00	0.00	0.00	0.00	0.00	0.00
10E050	2410	1210	00 000000	RCHS Principal Sub Sec Sal	1,500.00	0.00	0.00	0.00	0.00	1,500.00
10E---	2410	1---	-- -----		986,500.00	80,783.68	160,440.78	0.00	0.00	826,059.22
10E015	2410	2110	00 000000	ELC Principal TRS	9,500.00	890.00	1,780.00	0.00	0.00	7,720.00

Account Level				2023-24	August 2023-24	2023-24	2023-24	Encumbered	2023-24	
FDTLOC	FUNC	OBJ	SJ	Description	Budget	Monthly Activity	FYTD Activity	Batch Activity	Amount	Available Funds
10E020	2410	2110	00 000000	RCES Prin TRS	25,000.00	2,058.58	4,000.64	0.00	0.00	20,999.36
10E040	2410	2110	00 000000	RCMS Principal TRS	19,500.00	1,620.44	3,213.10	0.00	0.00	16,286.90
10E050	2410	2110	00 000000	RCHS Principal TRS	20,000.00	1,639.96	3,216.82	0.00	0.00	16,783.18
10E020	2410	2130	00 000000		0.00	0.00	0.00	0.00	0.00	0.00
10E040	2410	2130	00 000000		0.00	0.00	0.00	0.00	0.00	0.00
10E050	2410	2130	00 000000		0.00	0.00	0.00	0.00	0.00	0.00
10E015	2410	2200	00 000000	ELC Principal Ins Benefit	9,150.00	760.00	1,520.00	0.00	0.00	7,630.00
10E020	2410	2200	00 000000	RCES Prin Ins Benefit	9,200.00	1,522.88	3,045.76	0.00	0.00	6,154.24
10E030	2410	2200	00 000000	WRES Prins Benefits	0.00	0.00	0.00	0.00	0.00	0.00
10E040	2410	2200	00 000000	RCMS Principal Ins Ben	18,400.00	1,521.92	3,043.84	0.00	0.00	15,356.16
10E050	2410	2200	00 000000	RCHS Principal Ins Ben	18,500.00	1,523.84	3,047.68	0.00	0.00	15,452.32
10E---	2410	2---	-- -----		129,250.00	11,537.62	22,867.84	0.00	0.00	106,382.16
10E015	2410	3190	00 000000	ELC Principal Purch Services	1,500.00	0.00	306.75	0.00	0.00	1,193.25
10E020	2410	3190	00 000000	RCES Prin Off Pur Serv	11,000.00	2,569.55	10,510.47	0.00	648.00	-158.47
10E030	2410	3190	00 000000	WRES Purchase Services	0.00	0.00	0.00	0.00	0.00	0.00
10E040	2410	3190	00 000000	RCMS Principal Purchase Serv	10,000.00	2,568.96	9,896.38	0.00	0.00	103.62
10E050	2410	3190	00 000000	RCHS Principal Purchase Serv	10,000.00	1,958.99	9,850.15	0.00	0.00	149.85
10E020	2410	3230	00 000000	RCES Prin Off Rep/Maint	1,500.00	0.00	0.00	0.00	0.00	1,500.00
10E030	2410	3230	00 000000	WRES Principal Repair	0.00	0.00	0.00	0.00	0.00	0.00
10E040	2410	3230	00 000000	RCMS Principal Rep/Maint	0.00	0.00	0.00	0.00	0.00	0.00
10E050	2410	3230	00 000000	RCHS Principal Rep/Maint	0.00	0.00	0.00	0.00	0.00	0.00
10E020	2410	3240	00 000000	RCES Prin Copier Repair	0.00	0.00	0.00	0.00	0.00	0.00
10E040	2410	3240	00 000000	RCMS Principal Copier Repair	450.00	86.00	86.00	0.00	0.00	364.00
10E050	2410	3240	00 000000	RCHS Principal Copier Repair	2,000.00	0.00	0.00	0.00	0.00	2,000.00
10E015	2410	3320	00 000000	ELC Principal Travel	1,000.00	0.00	0.00	0.00	0.00	1,000.00
10E020	2410	3320	00 000000	RCES Prin Off Travel	2,500.00	0.00	0.00	0.00	0.00	2,500.00
10E030	2410	3320	00 000000	WRES Principal Travel	0.00	0.00	0.00	0.00	0.00	0.00
10E040	2410	3320	00 000000	RCMS Principal Travel	1,000.00	0.00	0.00	0.00	0.00	1,000.00
10E050	2410	3320	00 000000	RCHS Principal Travel	1,800.00	23.40	23.40	0.00	73.81	1,702.79
10E020	2410	3400	00 000000	RCES Prin Off Telephone	0.00	0.00	0.00	0.00	0.00	0.00
10E030	2410	3400	00 000000	WRES Telephone	0.00	0.00	0.00	0.00	0.00	0.00
10E040	2410	3400	00 000000	RCMS Principal Telephone	0.00	0.00	0.00	0.00	0.00	0.00
10E050	2410	3400	00 000000	RCHS Principal Telephone	0.00	0.00	0.00	0.00	0.00	0.00
10E020	2410	3600	00 000000	RCES Printing	2,000.00	567.34	567.34	0.00	1,845.60	-412.94
10E040	2410	3600	00 000000	RCMS Printing	1,400.00	74.80	74.80	0.00	1,000.00	325.20
10E050	2410	3600	00 000000	RCHS Printing	3,000.00	105.13	105.13	0.00	0.00	2,894.87
10E---	2410	3---	-- -----		49,150.00	7,954.17	31,420.42	0.00	3,567.41	14,162.17
10E015	2410	4100	00 000000	ELC Principal Office Supplies	2,500.00	0.00	0.00	0.00	88.87	2,411.13
10E020	2410	4100	00 000000	RCES Prin Off Supplies	10,000.00	122.76	122.76	0.00	387.33	9,489.91
10E030	2410	4100	00 000000	WRES Principal Supplies	0.00	0.00	0.00	0.00	0.00	0.00

181

				Account Level	2023-24	August 2023-24	2023-24	2023-24	Encumbered	2023-24
FDTLOC	FUNC	OBJ	SJ	Description	Budget	Monthly Activity	FYTD Activity	Batch Activity	Amount	Available Funds
10E040	2410	4100	00 000000	RCMS Principal Supplies	5,000.00	282.40	334.93	0.00	250.00	4,415.07
10E050	2410	4100	00 000000	RCMS Principal Supplies	14,000.00	399.62	1,723.72	0.00	105.75	12,170.53
10E015	2410	4240	00 000000	ELC Principal Copier/Toner	1,000.00	0.00	0.00	0.00	0.00	1,000.00
10E020	2410	4240	00 000000	RCES Copier Toner	0.00	0.00	0.00	0.00	0.00	0.00
10E050	2410	4240	00 000000	RCMS Principal Copier Toner	2,000.00	0.00	0.00	0.00	0.00	2,000.00
10E020	2410	4250	00 000000	RCES Copier Parts	0.00	0.00	0.00	0.00	0.00	0.00
10E050	2410	4400	00 000000	RCMS Principal Subscriptions	0.00	0.00	0.00	0.00	0.00	0.00
10E015	2410	4700	00 000000	ELC Principal Office Software	0.00	0.00	0.00	0.00	0.00	0.00
10E020	2410	4700	00 000000	RCES Prin Off Software	0.00	0.00	0.00	0.00	0.00	0.00
10E040	2410	4700	00 000000	RCMS Principl Software	0.00	0.00	0.00	0.00	0.00	0.00
10E050	2410	4700	00 000000	RCMS Principal Software	0.00	0.00	0.00	0.00	0.00	0.00
10E---	2410	4---	-- -----		34,500.00	804.78	2,181.41	0.00	831.95	31,486.64
10E015	2410	5500	00 000000	ELC Principal Equipment	5,000.00	0.00	0.00	0.00	0.00	5,000.00
10E020	2410	5500	00 000000	RCES Principal Equip	5,000.00	0.00	0.00	0.00	0.00	5,000.00
10E040	2410	5500	00 000000	RCMS Principal Equip	3,000.00	0.00	0.00	0.00	0.00	3,000.00
10E050	2410	5500	00 000000	RCMS Principal Equip	5,000.00	0.00	0.00	0.00	8,554.00	-3,554.00
10E---	2410	5---	-- -----		18,000.00	0.00	0.00	0.00	8,554.00	9,446.00
10E015	2410	6400	00 000000	ELC Principal Dues/Fees	750.00	0.00	0.00	429.00	0.00	321.00
10E020	2410	6400	00 000000	RCES Prin Dues/Fees	2,000.00	40.00	40.00	0.00	0.00	1,960.00
10E030	2410	6400	00 000000	WRES Dues & Fees	0.00	0.00	0.00	0.00	0.00	0.00
10E040	2410	6400	00 000000	RCMS Principal Dues/Fees	1,200.00	50.00	50.00	0.00	0.00	1,150.00
10E050	2410	6400	00 000000	RCMS Principal Dues/Fees	1,500.00	0.00	0.00	0.00	0.00	1,500.00
10E---	2410	6---	-- -----		5,450.00	90.00	90.00	429.00	0.00	4,931.00
10E010	2490	1100	00 000000	Program Supervisor Sal	0.00	0.00	0.00	0.00	0.00	0.00
10E020	2490	1100	00 000000	RCES Team Leader Salary	0.00	0.00	0.00	0.00	0.00	0.00
10E040	2490	1100	00 000000	RCMS Team Leader Salary	0.00	0.00	0.00	0.00	0.00	0.00
10E050	2490	1100	00 000000	RCMS Dept Head Salary	0.00	0.00	0.00	0.00	0.00	0.00
10E---	2490	1---	-- -----		0.00	0.00	0.00	0.00	0.00	0.00
10E010	2490	2110	00 000000	Program Suprvr TRS	0.00	0.00	0.00	0.00	0.00	0.00
10E020	2490	2110	00 000000	RCES Team Leader TRS	0.00	0.00	0.00	0.00	0.00	0.00
10E040	2490	2110	00 000000	RCMS Team Leader TRS	0.00	0.00	0.00	0.00	0.00	0.00
10E050	2490	2110	00 000000	RCMS Dept Head TRS	0.00	0.00	0.00	0.00	0.00	0.00
10E010	2490	2200	00 000000	Program Suprvr Ins Ben	0.00	0.00	0.00	0.00	0.00	0.00
10E---	2490	2---	-- -----		0.00	0.00	0.00	0.00	0.00	0.00
10E010	2490	3190	00 000000	Purchase Service	0.00	0.00	0.00	0.00	0.00	0.00
10E010	2490	3320	00 000000	Travel	0.00	0.00	0.00	0.00	0.00	0.00
10E---	2490	3---	-- -----		0.00	0.00	0.00	0.00	0.00	0.00
10E010	2490	6400	00 000000	Program Supervisor Dues/ Fees	0.00	0.00	0.00	0.00	0.00	0.00
10E---	2490	6---	-- -----		0.00	0.00	0.00	0.00	0.00	0.00
10E010	2520	1110	00 000000	Fiscal Service Salaries	120,000.00	8,353.28	16,706.56	0.00	0.00	103,293.44

Account Level				2023-24	August 2023-24	2023-24	2023-24	Encumbered	2023-24	
FDTLOC	FUNC	OBJ	SJ	Description	Budget	Monthly Activity	FYTD Activity	Batch Activity	Amount	Available Funds
10E---	2520	1---	--	-----	120,000.00	8,353.28	16,706.56	0.00	0.00	103,293.44
10E010	2520	2110	00	000000	0.00	0.00	0.00	0.00	0.00	0.00
10E010	2520	2130	00	000000	0.00	0.00	0.00	0.00	0.00	0.00
10E010	2520	2200	00	000000	9,150.00	760.96	1,521.92	0.00	0.00	7,628.08
10E---	2520	2---	--	-----	9,150.00	760.96	1,521.92	0.00	0.00	7,628.08
10E010	2520	3100	00	000000	0.00	0.00	0.00	0.00	0.00	0.00
10E010	2520	3190	00	000000	40,000.00	4,933.54	34,283.16	2,800.00	0.00	2,916.84
10E010	2520	3230	00	000000	0.00	0.00	0.00	0.00	0.00	0.00
10E010	2520	3320	00	000000	2,000.00	0.00	27.76	0.00	0.00	1,972.24
10E---	2520	3---	--	-----	42,000.00	4,933.54	34,310.92	2,800.00	0.00	4,889.08
10E010	2520	4100	00	000000	4,000.00	114.05	941.25	0.00	0.00	3,058.75
10E010	2520	4700	00	000000	0.00	0.00	0.00	0.00	0.00	0.00
10E---	2520	4---	--	-----	4,000.00	114.05	941.25	0.00	0.00	3,058.75
10E010	2520	5500	00	000000	0.00	0.00	0.00	0.00	0.00	0.00
10E---	2520	5---	--	-----	0.00	0.00	0.00	0.00	0.00	0.00
10E010	2521	3190	00	000000	0.00	0.00	0.00	0.00	0.00	0.00
10E---	2521	3---	--	-----	0.00	0.00	0.00	0.00	0.00	0.00
10E010	2521	4100	00	000000	1,000.00	4,146.05	4,146.05	0.00	5,134.47	-8,280.52
10E020	2521	4100	00	000000	25,000.00	19,200.00	19,200.00	0.00	0.00	5,800.00
10E040	2521	4100	00	000000	5,000.00	3,521.00	3,639.00	0.00	0.00	1,361.00
10E050	2521	4100	00	000000	0.00	4,336.64	4,336.64	0.00	168.64	-4,505.28
10E080	2521	4100	00	000000	500.00	0.00	0.00	0.00	0.00	500.00
10E420	2521	4100	00	420000	0.00	0.00	0.00	0.00	0.00	0.00
10E---	2521	4---	--	-----	31,500.00	31,203.69	31,321.69	0.00	5,303.11	-5,124.80
10E342	2530	3190	00	000000	0.00	0.00	0.00	0.00	0.00	0.00
10E343	2530	3190	00	000000	0.00	0.00	0.00	0.00	0.00	0.00
10E---	2530	3---	--	-----	0.00	0.00	0.00	0.00	0.00	0.00
10E015	2540	1110	00	000000	45,000.00	1,489.50	1,489.50	0.00	0.00	43,510.50
10E020	2540	1110	00	000000	260,000.00	17,949.78	35,900.05	0.00	0.00	224,099.95
10E030	2540	1110	00	000000	0.00	0.00	0.00	0.00	0.00	0.00
10E040	2540	1110	00	000000	185,000.00	13,816.15	27,281.15	0.00	0.00	157,718.85
10E050	2540	1110	00	000000	355,000.00	22,698.26	42,603.48	0.00	0.00	312,396.52
10E020	2540	1200	00	000000	0.00	0.00	0.00	0.00	0.00	0.00
10E040	2540	1200	00	000000	0.00	0.00	0.00	0.00	0.00	0.00
10E050	2540	1200	00	000000	0.00	0.00	0.00	0.00	0.00	0.00
10E015	2540	1210	00	000000	1,000.00	0.00	0.00	0.00	0.00	1,000.00
10E020	2540	1210	00	000000	5,000.00	0.00	0.00	0.00	0.00	5,000.00
10E030	2540	1210	00	000000	0.00	0.00	0.00	0.00	0.00	0.00
10E040	2540	1210	00	000000	4,000.00	0.00	0.00	0.00	0.00	4,000.00
10E050	2540	1210	00	000000	7,500.00	0.00	306.00	0.00	0.00	7,194.00

183

Account Level				2023-24	August 2023-24	2023-24	2023-24	Encumbered	2023-24	
FDTLOC	FUNC	OBJ	SJ	Description	Budget	Monthly Activity	FYTD Activity	Batch Activity	Amount	Available Funds
10E---	2540	1---	--	-----	862,500.00	55,953.69	107,580.18	0.00	0.00	754,919.82
10E050	2540	2110	00	000000	0.00	0.00	0.00	0.00	0.00	0.00
10E020	2540	2130	00	000000	0.00	0.00	0.00	0.00	0.00	0.00
10E040	2540	2130	00	000000	0.00	0.00	0.00	0.00	0.00	0.00
10E050	2540	2130	00	000000	0.00	0.00	0.00	0.00	0.00	0.00
10E015	2540	2200	00	000000	9,150.00	380.00	380.00	0.00	0.00	8,770.00
10E020	2540	2200	00	000000	18,500.00	2,281.92	4,563.84	0.00	0.00	13,936.16
10E030	2540	2200	00	000000	0.00	0.00	0.00	0.00	0.00	0.00
10E040	2540	2200	00	000000	27,450.00	2,280.00	4,560.00	0.00	0.00	22,890.00
10E050	2540	2200	00	000000	46,000.00	4,181.92	8,363.84	0.00	0.00	37,636.16
10E---	2540	2---	--	-----	101,100.00	9,123.84	17,867.68	0.00	0.00	83,232.32
10E110	2540	3190	00	110000	0.00	0.00	0.00	0.00	0.00	0.00
10E342	2540	3190	00	000000	0.00	0.00	0.00	0.00	0.00	0.00
10E510	2540	3190	00	510000	0.00	0.00	0.00	0.00	0.00	0.00
10E050	2540	3200	00	000000	0.00	0.00	0.00	0.00	0.00	0.00
10E---	2540	3---	--	-----	0.00	0.00	0.00	0.00	0.00	0.00
10E015	2540	4100	00	000000	2,500.00	0.00	0.00	0.00	19,589.20	-17,089.20
10E110	2540	4100	00	110000	0.00	0.00	0.00	0.00	4,000.00	-4,000.00
10E220	2540	4100	00	220000	0.00	0.00	0.00	0.00	0.00	0.00
10E340	2540	4100	00	340000	0.00	0.00	0.00	0.00	0.00	0.00
10E342	2540	4100	00	000000	0.00	0.00	0.00	0.00	0.00	0.00
10E510	2540	4100	00	510000	0.00	0.00	0.00	0.00	0.00	0.00
10E010	2540	4650	00	000000	0.00	0.00	0.00	0.00	0.00	0.00
10E015	2540	4650	00	000000	7,500.00	0.00	0.00	0.00	8,000.00	-500.00
10E020	2540	4650	00	000000	50,000.00	634.14	1,485.64	0.00	38,514.36	10,000.00
10E030	2540	4650	00	000000	0.00	0.00	0.00	0.00	0.00	0.00
10E040	2540	4650	00	000000	10,000.00	132.42	265.13	0.00	7,734.87	2,000.00
10E050	2540	4650	00	000000	0.00	660.47	1,461.20	0.00	38,538.80	-40,000.00
10E015	2540	4660	00	000000	75,000.00	2,818.51	4,788.81	0.00	74,999.00	-4,787.81
10E020	2540	4660	00	000000	175,000.00	14,941.69	29,088.33	0.00	174,999.00	-29,087.33
10E030	2540	4660	00	000000	0.00	0.00	0.00	0.00	0.00	0.00
10E040	2540	4660	00	000000	105,000.00	6,728.13	11,327.79	0.00	0.00	93,672.21
10E050	2540	4660	00	000000	0.00	13,452.96	24,965.70	0.00	84,999.00	-109,964.70
10E---	2540	4---	--	-----	425,000.00	39,368.32	73,382.60	0.00	451,374.23	-99,756.83
10E110	2540	5500	00	110000	0.00	0.00	0.00	0.00	0.00	0.00
10E220	2540	5500	00	220000	0.00	0.00	0.00	0.00	0.00	0.00
10E340	2540	5500	00	340000	0.00	0.00	0.00	0.00	0.00	0.00
10E342	2540	5500	00	000000	0.00	0.00	0.00	0.00	0.00	0.00
10E510	2540	5500	00	510000	0.00	0.00	0.00	0.00	0.00	0.00
10E570	2540	5500	00	570000	0.00	0.00	0.00	0.00	0.00	0.00

Account Level				2023-24	August 2023-24	2023-24	2023-24	Encumbered	2023-24	
FDTLOC	FUNC	OBJ	SJ	Description	Budget	Monthly Activity	FYTD Activity	Batch Activity	Amount	Available Funds
10E---	2540	5---	--	-----	0.00	0.00	0.00	0.00	0.00	0.00
10E070	2550	1110	00	000000	15,000.00	0.00	0.00	0.00	0.00	15,000.00
10E100	2550	1110	00	100000	1,500.00	1,445.60	2,920.60	0.00	0.00	-1,420.60
10E110	2550	1110	00	110000	0.00	0.00	0.00	0.00	0.00	0.00
10E210	2550	1110	00	210000	0.00	0.00	0.00	0.00	0.00	0.00
10E343	2550	1110	00	000000	1,600.00	0.00	0.00	0.00	0.00	1,600.00
10E470	2550	1110	00	470000	0.00	0.00	0.00	0.00	0.00	0.00
10E500	2550	1110	00	500000	5,000.00	0.00	0.00	0.00	0.00	5,000.00
10E510	2550	1110	00	510000	73,100.00	26.25	26.25	0.00	0.00	73,073.75
10E110	2550	1210	00	110000	0.00	0.00	0.00	0.00	0.00	0.00
10E510	2550	1210	00	510000	0.00	0.00	0.00	0.00	0.00	0.00
10E---	2550	1---	--	-----	96,200.00	1,471.85	2,946.85	0.00	0.00	93,253.15
10E110	2550	2130	00	110000	0.00	0.00	0.00	0.00	0.00	0.00
10E070	2550	2200	00	000000	0.00	0.00	0.00	0.00	0.00	0.00
10E110	2550	2200	00	110000	0.00	0.00	0.00	0.00	0.00	0.00
10E470	2550	2200	00	470000	0.00	0.00	0.00	0.00	0.00	0.00
10E510	2550	2200	00	510000	0.00	0.00	0.00	0.00	0.00	0.00
10E---	2550	2---	--	-----	0.00	0.00	0.00	0.00	0.00	0.00
10E080	2550	3190	00	000000	100.00	0.00	0.00	0.00	0.00	100.00
10E080	2550	3230	00	000000	3,000.00	1,243.20	1,243.20	0.00	2,555.00	-798.20
10E070	2550	3310	00	000000	25,000.00	0.00	0.00	0.00	0.00	25,000.00
10E100	2550	3310	00	100000	7,500.00	0.00	0.00	0.00	0.00	7,500.00
10E110	2550	3310	00	110000	0.00	0.00	0.00	0.00	0.00	0.00
10E210	2550	3310	00	210000	0.00	0.00	0.00	0.00	0.00	0.00
10E343	2550	3310	00	000000	1,800.00	0.00	0.00	0.00	0.00	1,800.00
10E470	2550	3310	00	470000	0.00	0.00	0.00	0.00	0.00	0.00
10E500	2550	3310	00	500000	10,000.00	0.00	0.00	0.00	0.00	10,000.00
10E510	2550	3310	00	510000	7,000.00	0.00	0.00	0.00	0.00	7,000.00
10E781	2550	3320	00	781000	0.00	0.00	0.00	0.00	0.00	0.00
10E080	2550	3400	00	000000	13,500.00	681.25	1,362.46	0.00	0.00	12,137.54
10E080	2550	3700	00	000000	500.00	0.00	0.00	0.00	0.00	500.00
10E---	2550	3---	--	-----	68,400.00	1,924.45	2,605.66	0.00	2,555.00	63,239.34
10E080	2550	4100	00	000000	4,000.00	59.00	62.44	0.00	2,957.56	980.00
10E100	2550	4100	00	100000	0.00	8,861.44	8,861.44	0.00	0.00	-8,861.44
10E345	2550	4100	00	345000	3,100.00	0.00	0.00	0.00	0.00	3,100.00
10E080	2550	4640	00	000000	15,000.00	10.00	10.00	0.00	0.00	14,990.00
10E080	2550	4650	00	000000	4,000.00	78.75	162.83	0.00	2,337.17	1,500.00
10E080	2550	4660	00	000000	3,000.00	230.60	417.76	0.00	0.00	2,582.24
10E---	2550	4---	--	-----	29,100.00	9,239.79	9,514.47	0.00	5,294.73	14,290.80
10E342	2550	5500	00	000000	0.00	0.00	0.00	0.00	0.00	0.00

Account Level				2023-24	August 2023-24	2023-24	2023-24	Encumbered	2023-24	
FDTLOC	FUNC	OBJ	SJ	Description	Budget	Monthly Activity	FYTD Activity	Batch Activity	Amount	Available Funds
10E080	2550	5520	00 000000	Other vehicle purchase	0.00	0.00	0.00	0.00	0.00	0.00
10E342	2550	5520	00 000000	ESSER II Tran Vehicle Purchase	0.00	0.00	0.00	0.00	0.00	0.00
10E---	2550	5---	-- -----		0.00	0.00	0.00	0.00	0.00	0.00
10E510	2551	1110	00 510000	At Risk New Bus/Aide Sal	0.00	0.00	0.00	0.00	0.00	0.00
10E---	2551	1---	-- -----		0.00	0.00	0.00	0.00	0.00	0.00
10E070	2560	1110	00 000000	21st Century Food Serv Sal	8,000.00	0.00	0.00	0.00	0.00	8,000.00
10E420	2560	1110	00 420000	Food Service Salary	430,000.00	22,470.72	43,567.50	0.00	0.00	386,432.50
10E440	2560	1110	00 440000	US Healthier Salaries	0.00	0.00	0.00	0.00	0.00	0.00
10E460	2560	1110	00 460000	Fed Summer School Sal	0.00	0.00	0.00	0.00	0.00	0.00
10E470	2560	1110	00 470000	21st Century Food Serv Sal	0.00	0.00	0.00	0.00	0.00	0.00
10E420	2560	1200	00 420000	Food Serv Sub Sal	0.00	0.00	0.00	0.00	0.00	0.00
10E420	2560	1210	00 420000	Food Service Sub Sal	30,000.00	0.00	0.00	0.00	0.00	30,000.00
10E---	2560	1---	-- -----		468,000.00	22,470.72	43,567.50	0.00	0.00	424,432.50
10E420	2560	2110	00 420000		0.00	0.00	0.00	0.00	0.00	0.00
10E420	2560	2130	00 420000		0.00	0.00	0.00	0.00	0.00	0.00
10E070	2560	2200	00 000000	21st Century Food Serv Ben	0.00	0.00	0.00	0.00	0.00	0.00
10E420	2560	2200	00 420000	Food Service Ins Ben	65,000.00	3,803.84	6,847.75	0.00	0.00	58,152.25
10E---	2560	2---	-- -----		65,000.00	3,803.84	6,847.75	0.00	0.00	58,152.25
10E350	2560	3140	00 350000	Food Service Train,Lic	100.00	0.00	0.00	0.00	0.00	100.00
10E350	2560	3190	00 350000	Food Service Purch Serv	2,500.00	0.00	2,562.00	0.00	0.00	-62.00
10E460	2560	3190	00 460000	Fed Summer School Pur Serv	0.00	0.00	0.00	0.00	0.00	0.00
10E350	2560	3230	00 350000	Food Service Rep/Maint	0.00	0.00	0.00	0.00	0.00	0.00
10E350	2560	3260	00 350000	Food Service Postage	0.00	0.00	0.00	0.00	0.00	0.00
10E350	2560	3320	00 350000	Food Service Travel	0.00	0.00	0.00	0.00	0.00	0.00
10E460	2560	3320	00 460000	Fed Summer Mileage	0.00	0.00	0.00	0.00	0.00	0.00
10E---	2560	3---	-- -----		2,600.00	0.00	2,562.00	0.00	0.00	38.00
10E110	2560	4100	00 110000	PreK Food Serv Supp	0.00	0.00	0.00	0.00	0.00	0.00
10E210	2560	4100	00 210000	ROE At-Risk Snacks	0.00	0.00	0.00	0.00	0.00	0.00
10E230	2560	4100	00 230000	SOS/NKH Supplies	0.00	0.00	0.00	0.00	0.00	0.00
10E420	2560	4100	00 420000	Food Service Supplies	650,000.00	390.21	635.33	0.00	642,646.54	6,718.13
10E440	2560	4100	00 440000	US Healthier Supp	0.00	0.00	0.00	0.00	0.00	0.00
10E460	2560	4100	00 460000	Fed Summer Food Supplies	0.00	0.00	0.00	0.00	0.00	0.00
10E510	2560	4100	00 510000	Pre K Food Supp	750.00	0.00	0.00	0.00	0.00	750.00
10E110	2560	4110	00 110000	0-3 Food Service Supplies	0.00	0.00	0.00	0.00	0.00	0.00
10E510	2560	4110	00 510000	0-3 Food Serv Suppl	0.00	0.00	0.00	0.00	0.00	0.00
10E420	2560	4640	00 420000	Food Service Fuel	100.00	0.00	0.00	0.00	0.00	100.00
10E420	2560	4700	00 420000	Food Service Software	500.00	0.00	0.00	0.00	0.00	500.00
10E---	2560	4---	-- -----		651,350.00	390.21	635.33	0.00	642,646.54	8,068.13
10E230	2560	5500	00 230000	SOS/NKH Equipment	0.00	0.00	0.00	0.00	0.00	0.00
10E430	2560	5500	00 430000	Food Serv Equip	0.00	0.00	0.00	0.00	0.00	0.00

186

Account Level				2023-24	August 2023-24	2023-24	2023-24	Encumbered	2023-24	
FDTLOC	FUNC	OBJ	SJ	Description	Budget	Monthly Activity	FYTD Activity	Batch Activity	Amount	Available Funds
10E440	2560	5500	00 440000	NSLP Equipment	0.00	0.00	0.00	0.00	0.00	0.00
10E---	2560	5---	-- -----		0.00	0.00	0.00	0.00	0.00	0.00
10E010	2620	1100	00 000000	Resource/Consultant Teacher	0.00	0.00	0.00	0.00	0.00	0.00
10E070	2620	1100	00 000000	21st Century Eval Sal	6,000.00	0.00	0.00	0.00	0.00	6,000.00
10E470	2620	1100	00 470000	21st Century Eval Sal	0.00	0.00	0.00	0.00	0.00	0.00
10E010	2620	1110	00 000000	JFF research sal	0.00	0.00	0.00	0.00	0.00	0.00
10E---	2620	1---	-- -----		6,000.00	0.00	0.00	0.00	0.00	6,000.00
10E010	2620	2110	00 000000	Res/Consult Teach TRS	0.00	0.00	0.00	0.00	0.00	0.00
10E070	2620	2110	00 000000	21st Century Planning TRS	1,380.00	0.00	0.00	0.00	0.00	1,380.00
10E470	2620	2110	00 470000	21st Century Eval TRS	0.00	0.00	0.00	0.00	0.00	0.00
10E010	2620	2200	00 000000	Res/Consult Teach Ins Ben	0.00	0.00	0.00	0.00	0.00	0.00
10E---	2620	2---	-- -----		1,380.00	0.00	0.00	0.00	0.00	1,380.00
10E010	2620	3190	00 000000	District Accreditation Pur Ser	0.00	0.00	1,200.00	0.00	0.00	-1,200.00
10E070	2620	3190	00 000000	21st Century Pur Serv	0.00	0.00	0.00	0.00	0.00	0.00
10E470	2620	3190	00 470000	21st Century Pur Serv	0.00	0.00	0.00	0.00	0.00	0.00
10E010	2620	3320	00 000000	District Accreditation M M M	0.00	0.00	0.00	0.00	0.00	0.00
10E070	2620	3320	00 000000	21st Century Travel	0.00	0.00	0.00	0.00	0.00	0.00
10E470	2620	3320	00 470000	21st Century Trav	0.00	0.00	0.00	0.00	0.00	0.00
10E---	2620	3---	-- -----		0.00	0.00	1,200.00	0.00	0.00	-1,200.00
10E010	2620	4100	00 000000	District Staff Devlpmnt Supp	0.00	0.00	0.00	0.00	0.00	0.00
10E070	2620	4100	00 000000	21st Century Supp	500.00	0.00	0.00	0.00	0.00	500.00
10E470	2620	4100	00 470000	21st Century Supp	0.00	0.00	0.00	0.00	0.00	0.00
10E---	2620	4---	-- -----		500.00	0.00	0.00	0.00	0.00	500.00
10E010	2620	5500	00 000000	RTI Instr Equip	0.00	0.00	0.00	0.00	0.00	0.00
10E---	2620	5---	-- -----		0.00	0.00	0.00	0.00	0.00	0.00
10E010	2630	3190	00 000000	Maintenance Plan/Warranty	0.00	0.00	0.00	0.00	0.00	0.00
10E010	2630	3400	00 000000	District Alert Now System	0.00	0.00	0.00	0.00	0.00	0.00
10E010	2630	3410	00 000000	District Wide Phone System	10,000.00	43.42	86.84	53.37	1.00	9,858.79
10E010	2630	3420	00 000000	District Wide Internet	30,000.00	1,360.00	2,720.00	0.00	17,282.00	9,998.00
10E---	2630	3---	-- -----		40,000.00	1,403.42	2,806.84	53.37	17,283.00	19,856.79
10E010	2630	4100	00 000000	District Information Supplies	500.00	0.00	0.00	0.00	0.00	500.00
10E345	2630	4100	00 345000	ARP McKin Vent Info Supplies	1,000.00	0.00	0.00	0.00	0.00	1,000.00
10E---	2630	4---	-- -----		1,500.00	0.00	0.00	0.00	0.00	1,500.00
10E330	2640	3190	00 330000	Title II recruiting fee	0.00	0.00	0.00	0.00	0.00	0.00
10E---	2640	3---	-- -----		0.00	0.00	0.00	0.00	0.00	0.00
10E010	2660	1100	00 000000	District Comp Tech Salary	0.00	0.00	0.00	0.00	0.00	0.00
10E010	2660	1110	00 000000	District Comp Tech Salary	245,000.00	18,895.30	37,865.60	0.00	0.00	207,134.40
10E---	2660	1---	-- -----		245,000.00	18,895.30	37,865.60	0.00	0.00	207,134.40
10E010	2660	2110	00 000000	District Comp Tech TRS	0.00	0.00	0.00	0.00	0.00	0.00
10E010	2660	2130	00 000000		0.00	0.00	0.00	0.00	0.00	0.00

187

Account Level				2023-24	August 2023-24	2023-24	2023-24	Encumbered	2023-24	
FDTLOC	FUNC	OBJ	SJ	Description	Budget	Monthly Activity	FYTD Activity	Batch Activity	Amount	Available Funds
10E010	2660	2200	00 000000	District Computer Tech Ins	18,300.00	2,280.96	4,561.92	0.00	0.00	13,738.08
10E---	2660	2---	--		18,300.00	2,280.96	4,561.92	0.00	0.00	13,738.08
10E010	2660	3190	00 000000	District Comp Tech Pur Serv	40,000.00	15,992.88	22,562.88	14.99	500.00	16,922.13
10E342	2660	3190	00 000000	ESSER II Tech Purchased Serv	0.00	0.00	0.00	0.00	0.00	0.00
10E010	2660	3230	00 000000	District Comp Tech Rep/Maint	1,000.00	0.00	0.00	0.00	0.00	1,000.00
10E010	2660	3320	00 000000	District Computer Tech Mileage	500.00	0.00	0.00	0.00	0.00	500.00
10E---	2660	3---	--		41,500.00	15,992.88	22,562.88	14.99	500.00	18,422.13
10E010	2660	4100	00 000000	District Comp Tech Supplies	40,000.00	1,857.65	11,100.45	0.00	6,498.00	22,401.55
10E010	2660	4700	00 000000	District Comp Tech Software	1,000.00	14.99	29.98	0.00	999.00	-28.98
10E---	2660	4---	--		41,000.00	1,872.64	11,130.43	0.00	7,497.00	22,372.57
10E010	2660	5500	00 000000	District Comp Tech Equipment	25,000.00	0.00	1,755.00	0.00	0.00	23,245.00
10E---	2660	5---	--		25,000.00	0.00	1,755.00	0.00	0.00	23,245.00
10E020	2900	1100	00 000000	ES Team Leader	15,000.00	1,220.38	2,440.76	0.00	0.00	12,559.24
10E040	2900	1100	00 000000	MS Team Leader	11,000.00	823.76	1,647.52	0.00	0.00	9,352.48
10E050	2900	1100	00 000000	HS Team Leader	19,100.00	1,559.74	3,132.38	0.00	0.00	15,967.62
10E070	2900	1100	00 000000	21st Century Fac Sal	35,000.00	0.00	0.00	0.00	0.00	35,000.00
10E470	2900	1100	00 470000	21st Century Sal	0.00	0.00	0.00	0.00	0.00	0.00
10E---	2900	1---	--		80,100.00	3,603.88	7,220.66	0.00	0.00	72,879.34
10E020	2900	2110	00 000000	ES Team Leader TRS	1,800.00	137.40	274.80	0.00	0.00	1,525.20
10E040	2900	2110	00 000000	MS Team Leader TRS	1,325.00	92.76	185.52	0.00	0.00	1,139.48
10E050	2900	2110	00 000000	HS Team Leader TRS	2,300.00	175.60	352.64	0.00	0.00	1,947.36
10E070	2900	2110	00 000000	21st Century Fac TRS	8,050.00	0.00	0.00	0.00	0.00	8,050.00
10E470	2900	2110	00 470000	21st Century TRS	0.00	0.00	0.00	0.00	0.00	0.00
10E---	2900	2---	--		13,475.00	405.76	812.96	0.00	0.00	12,662.04
10E100	2900	3190	00 100000	Title I SES services	0.00	0.00	0.00	0.00	0.00	0.00
10E340	2900	3190	00 340000	ESSER Other Purchased Services	0.00	0.00	0.00	0.00	0.00	0.00
10E345	2900	3190	00 345000	ARP McKin Ven Support Services	4,000.00	0.00	0.00	0.00	0.00	4,000.00
10E500	2900	3190	00 500000	Title I SES Services	400.00	0.00	0.00	0.00	0.00	400.00
10E---	2900	3---	--		4,400.00	0.00	0.00	0.00	0.00	4,400.00
10E070	2900	4100	00 000000	21st Century Supp	0.00	0.00	0.00	0.00	0.00	0.00
10E100	2900	4100	00 100000	Title I Homeless Supplies	0.00	0.00	0.00	0.00	0.00	0.00
10E345	2900	4100	00 345000	ARP McKin Ven Support Supplies	250.00	0.00	0.00	0.00	0.00	250.00
10E470	2900	4100	00 470000	21st Century Site Mngrs Suppli	0.00	0.00	0.00	0.00	0.00	0.00
10E500	2900	4100	00 500000	Title I Homeless supplies	0.00	0.00	0.00	0.00	0.00	0.00
10E---	2900	4---	--		250.00	0.00	0.00	0.00	0.00	250.00
10E---	2---	----	--		7,362,213.00	551,742.97	1,109,196.95	7,513.81	1,203,955.02	5,041,547.22
10E070	3000	1100	00 000000	21st Century Comm Serv Sal	0.00	0.00	0.00	0.00	0.00	0.00
10E100	3000	1100	00 100000	Title I Prnt Invl Sal	0.00	0.00	0.00	0.00	0.00	0.00
10E110	3000	1100	00 110000	PreK 0-3 Teach Sal	42,000.00	18,266.78	35,963.56	0.00	0.00	6,036.44
10E150	3000	1100	00 150000	SESE Flow Thru St Joe Spch Sal	0.00	0.00	0.00	0.00	0.00	0.00

Account Level				2023-24	August 2023-24	2023-24	2023-24	Encumbered	2023-24	
FDTLOC	FUNC	OBJ	SJ	Description	Budget	Monthly Activity	FYTD Activity	Batch Activity	Amount	Available Funds
10E470	3000	1100	00	470000	21st Century Comm Ser Sal	0.00	0.00	0.00	0.00	0.00
10E500	3000	1100	00	500000	Title I Prnt Invl Sal Pr	0.00	0.00	0.00	0.00	0.00
10E510	3000	1100	00	510000	PI 0-3 Teach Sal	233,472.00	0.00	0.00	0.00	233,472.00
10E100	3000	1110	00	100000	Title I N/C	0.00	0.00	0.00	0.00	0.00
10E500	3000	1110	00	500000	Title I N/C sal	5,000.00	0.00	0.00	0.00	5,000.00
10E510	3000	1110	00	510000	PI Sec Sal	0.00	0.00	0.00	0.00	0.00
10E100	3000	1200	00	100000		0.00	0.00	0.00	0.00	0.00
10E110	3000	1200	00	110000	PreK 0-3 Sub Sal	0.00	0.00	0.00	0.00	0.00
10E510	3000	1200	00	510000	PI Sub Salary	0.00	0.00	0.00	0.00	0.00
10E100	3000	1300	00	100000	Title I St Joe Tutor Sal	0.00	0.00	0.00	0.00	0.00
10E500	3000	1300	00	500000	St Joe Title I Tutoring	0.00	0.00	0.00	0.00	0.00
10E---	3000	1---	--	-----		280,472.00	18,266.78	35,963.56	0.00	244,508.44
10E070	3000	2110	00	000000	21st Century TRS	0.00	0.00	0.00	0.00	0.00
10E100	3000	2110	00	100000	Title I Prnt Invl TRS	0.00	0.00	0.00	0.00	0.00
10E110	3000	2110	00	110000	PreK 0-3 Teacher TRS	0.00	1,774.41	3,129.49	0.00	-3,129.49
10E150	3000	2110	00	150000	SESE St Joe Flow Thru TRS	0.00	0.00	0.00	0.00	0.00
10E470	3000	2110	00	470000	21st Century Comm Serv TRS	0.00	0.00	0.00	0.00	0.00
10E500	3000	2110	00	500000	Title I Prnt Inl Vl TRS	0.00	0.00	0.00	0.00	0.00
10E510	3000	2110	00	510000	PI 0-3 TRS	28,000.00	0.00	0.00	0.00	28,000.00
10E100	3000	2130	00	100000		0.00	0.00	0.00	0.00	0.00
10E100	3000	2200	00	100000	Title I Prnt Inl Ins Ben	0.00	0.00	0.00	0.00	0.00
10E110	3000	2200	00	110000	PreK 0-3 Teach Ins Ben	5,000.00	458.88	1,676.80	0.00	3,323.20
10E500	3000	2200	00	500000	Title I Ins Ben Prior	0.00	0.00	0.00	0.00	0.00
10E510	3000	2200	00	510000	PI 0-3 Ins Ben Prior	34,656.00	0.00	0.00	0.00	34,656.00
10E---	3000	2---	--	-----		67,656.00	2,233.29	4,806.29	0.00	62,849.71
10E100	3000	3140	00	100000	Title I St Joe Reg Fee	0.00	0.00	0.00	0.00	0.00
10E330	3000	3140	00	330000	Title II St Joe Consult	0.00	0.00	0.00	0.00	0.00
10E500	3000	3140	00	500000	Title I St Joe Reg	0.00	0.00	0.00	0.00	0.00
10E010	3000	3190	00	000000	District Comm Serv Pur Serv	1,000.00	0.00	0.00	0.00	1,000.00
10E070	3000	3190	00	000000	21st Century Pur Serv	250.00	0.00	0.00	0.00	250.00
10E100	3000	3190	00	100000	Title I Comm TAPP	0.00	0.00	0.00	0.00	0.00
10E110	3000	3190	00	110000	PI Purchase Serv	2,000.00	0.00	0.00	108.00	1,892.00
10E130	3000	3190	00	130000	CWinters B3 Pur Serv	0.00	0.00	0.00	0.00	0.00
10E170	3000	3190	00	170000	Title IV St Joe M M M	0.00	0.00	0.00	0.00	0.00
10E180	3000	3190	00	180000	RTTT Comm Serv Pur Serv	0.00	0.00	0.00	0.00	0.00
10E290	3000	3190	00	290000	JFF Richland React Website	0.00	0.00	0.00	0.00	0.00
10E470	3000	3190	00	470000	21st Century Pur Serv	0.00	0.00	0.00	0.00	0.00
10E500	3000	3190	00	500000	Title I Comm Serv Pur Serv	126.00	0.00	0.00	0.00	126.00
10E510	3000	3190	00	510000	PI 0-3 Pur Servcs	0.00	0.00	0.00	0.00	0.00
10E530	3000	3190	00	530000	Title II St Joe Pur Serv	0.00	0.00	0.00	0.00	0.00

Account Level				2023-24	August 2023-24	2023-24	2023-24	Encumbered	2023-24		
FDTLOC	FUNC	OBJ	SJ	Description	Budget	Monthly Activity	FYTD Activity	Batch Activity	Amount	Available Funds	
10E690	3000	3190	00	690000	TAPS Purchase Service	0.00	0.00	0.00	0.00	0.00	
10E730	3000	3190	00	730000	JFF Tapps Pur Serv	0.00	0.00	0.00	0.00	0.00	
10E100	3000	3250	00	100000	Title I Prnt Invl Pur Serv	0.00	0.00	0.00	0.00	0.00	
10E010	3000	3320	00	000000	District Comm Serv Mileage	0.00	0.00	0.00	0.00	0.00	
10E100	3000	3320	00	100000	Title I St Joe Travel	0.00	0.00	0.00	0.00	0.00	
10E110	3000	3320	00	110000	PreK 0-3 Travel	2,000.00	484.39	484.39	0.00	1,515.61	
10E330	3000	3320	00	330000	Title II St Joe Travel	0.00	0.00	0.00	0.00	0.00	
10E500	3000	3320	00	500000	Title I Parent Coord Mileage	0.00	0.00	0.00	0.00	0.00	
10E500	3000	3320	01	500000	Title I St Joe Mileage	0.00	0.00	0.00	0.00	0.00	
10E510	3000	3320	00	510000	PI 0-3 Trav	8,895.00	0.00	0.00	0.00	8,895.00	
10E530	3000	3320	00	530000	Title II Trav	0.00	0.00	0.00	0.00	0.00	
10E---	3000	3---	--	-----		14,271.00	484.39	484.39	0.00	108.00	13,678.61
10E010	3000	4100	00	000000	District Comm Serv Supp	0.00	0.00	0.00	0.00	0.00	
10E070	3000	4100	00	000000	21st Century Comm Serv Supplie	250.00	0.00	0.00	0.00	250.00	
10E100	3000	4100	00	100000	Title I Prnt Invl Supp	0.00	4,969.36	4,969.36	120.00	-5,089.36	
10E110	3000	4100	00	110000	PreK 0-3 Supplies	25,000.00	12,232.62	16,629.72	18,723.46	-10,353.18	
10E130	3000	4100	00	130000	CW Birth-3 Store	0.00	0.00	0.00	0.00	0.00	
10E170	3000	4100	00	170000	Title IV St Joe Supp	0.00	0.00	0.00	0.00	0.00	
10E180	3000	4100	00	180000	RTTT Community Mtg Supp	0.00	0.00	0.00	0.00	0.00	
10E330	3000	4100	00	330000	Title II St Joe Supplies	0.00	0.00	0.00	0.00	0.00	
10E470	3000	4100	00	470000	21st Century Sup	0.00	0.00	0.00	0.00	0.00	
10E500	3000	4100	00	500000	Title I Parent Coord Supplies	0.00	0.00	0.00	0.00	0.00	
10E510	3000	4100	00	510000	PI 0-3 Supp	12,513.00	0.00	0.00	7,409.32	5,103.68	
10E690	3000	4100	00	690000	TAPS Supplies	0.00	0.00	0.00	0.00	0.00	
10E730	3000	4100	00	730000	JFF Tapps Supp	0.00	0.00	0.00	0.00	0.00	
10E100	3000	4110	00	100000	Title I St Joe Supp	0.00	0.00	0.00	0.00	0.00	
10E500	3000	4110	00	500000	Title I St Joe Supp	0.00	0.00	0.00	0.00	0.00	
10E---	3000	4---	--	-----		37,763.00	17,201.98	21,599.08	26,252.78	-10,088.86	
10E110	3000	5500	00	110000	PI Equipment	19,000.00	30,161.92	30,161.92	5,726.76	-16,888.68	
10E510	3000	5500	00	510000	PI Com Serv Equip	0.00	0.00	0.00	0.00	0.00	
10E730	3000	5500	00	730000	JFF Comm Equip	0.00	0.00	0.00	0.00	0.00	
10E---	3000	5---	--	-----		19,000.00	30,161.92	30,161.92	5,726.76	-16,888.68	
10E110	3001	1100	00	110000	PreK 3-5 Teach Sal	0.00	0.00	0.00	0.00	0.00	
10E510	3001	1100	00	510000	PreK 3-5 Teach Sal Prior	0.00	0.00	0.00	0.00	0.00	
10E---	3001	1---	--	-----		0.00	0.00	0.00	0.00	0.00	
10E110	3001	2110	00	110000	PreK 3-5 Teach TRS	0.00	0.00	0.00	0.00	0.00	
10E510	3001	2110	00	510000	Pre-K 3-5 TRS	0.00	0.00	0.00	0.00	0.00	
10E110	3001	2200	00	110000	PreK 3-5 Teach Ins Ben	0.00	0.00	0.00	0.00	0.00	
10E510	3001	2200	00	510000	PreK 3-5 Ins Ben Prior	0.00	0.00	0.00	0.00	0.00	
10E---	3001	2---	--	-----		0.00	0.00	0.00	0.00	0.00	

Account Level				2023-24	August 2023-24	2023-24	2023-24	Encumbered	2023-24	
FDTLOC	FUNC	OBJ	SJ	Description	Budget	Monthly Activity	FYTD Activity	Batch Activity	Amount	Available Funds
10E110	3002	1100	00	110000	PreK Comm Serv Sal	4,000.00	-1,803.76	0.00	0.00	4,000.00
10E510	3002	1100	00	510000	PreK Com Serv Sal Prior	14,620.00	4,897.52	4,897.52	0.00	9,722.48
10E110	3002	1110	00	110000	PreK Block Com Serv Sec	0.00	0.00	0.00	0.00	0.00
10E510	3002	1110	00	510000	PreK Block Com Prior	0.00	0.00	0.00	0.00	0.00
10E---	3002	1---	--	-----	18,620.00	3,093.76	4,897.52	0.00	0.00	13,722.48
10E110	3002	2110	00	110000	PreK Comm Serv TRS	0.00	-203.18	0.00	0.00	0.00
10E510	3002	2110	00	510000	Pre-K Comm Serv TRS	3,113.00	701.92	701.92	0.00	2,411.08
10E110	3002	2200	00	110000	PreK Comm Serv Ins Ben	600.00	-304.00	0.00	0.00	600.00
10E510	3002	2200	00	510000	PreK Block Com Prior	3,660.00	608.00	608.00	0.00	3,052.00
10E---	3002	2---	--	-----	7,373.00	802.74	1,309.92	0.00	0.00	6,063.08
10E110	3002	3190	00	110000	PreK Comm Serv Pur Serv	650.00	0.00	0.00	0.00	650.00
10E510	3002	3190	00	510000	PreK Comm Serv Purch Services	600.00	0.00	0.00	0.00	600.00
10E110	3002	3250	00	110000	PreK Comm Serv Rental	0.00	0.00	0.00	0.00	0.00
10E510	3002	3250	00	510000	Pre K Rental	0.00	0.00	0.00	0.00	0.00
10E110	3002	3320	00	110000	PreK Comm Serv Travel	0.00	0.00	0.00	0.00	0.00
10E510	3002	3320	00	510000	Pre K Travel	0.00	0.00	0.00	0.00	0.00
10E---	3002	3---	--	-----	1,250.00	0.00	0.00	0.00	0.00	1,250.00
10E110	3002	4100	00	110000	PreK Comm Serv Supplies	0.00	0.00	0.00	74.82	-74.82
10E510	3002	4100	00	510000	PreKdgs. Comm Serv Supp	2,000.00	0.00	0.00	0.00	2,000.00
10E---	3002	4---	--	-----	2,000.00	0.00	0.00	0.00	74.82	1,925.18
10E820	3220	4100	00	820000	K12 Career Exploration Supplie	0.00	0.00	0.00	0.00	0.00
10E---	3220	4---	--	-----	0.00	0.00	0.00	0.00	0.00	0.00
10E820	3220	5500	00	820000	K12 Career Exploration Equip	0.00	0.00	0.00	0.00	0.00
10E---	3220	5---	--	-----	0.00	0.00	0.00	0.00	0.00	0.00
10E150	3700	1100	00	150000	SESE Flow Thru-NonPublicSpeech	25,000.00	0.00	0.00	0.00	25,000.00
10E170	3700	1100	00	170000	Title IV St Joe Salary	0.00	0.00	0.00	0.00	0.00
10E340	3700	1100	00	340000	ESSER St Joe Salary	0.00	150.00	150.00	0.00	-150.00
10E344	3700	1100	00	344000	ARP IDEA FLOWTHRU NONPUBLIC SP	0.00	0.00	0.00	0.00	0.00
10E100	3700	1300	00	100000	Title I St Joe Tutor Sal	4,000.00	105.00	105.00	0.00	3,895.00
10E330	3700	1300	00	330000	Title II St Joe Tutoring	0.00	2,960.00	2,960.00	0.00	-2,960.00
10E500	3700	1300	00	500000	Title I St Joe Tutor Sal	8,500.00	0.00	0.00	0.00	8,500.00
10E530	3700	1300	00	530000	Title II St Joe Tutoring	0.00	0.00	0.00	0.00	0.00
10E---	3700	1---	--	-----	37,500.00	3,215.00	3,215.00	0.00	0.00	34,285.00
10E150	3700	2110	00	150000	SESE Flow Thru Non Public TRS	6,000.00	0.00	0.00	0.00	6,000.00
10E344	3700	2110	00	344000	ARP IDEA FLOWTHRU NONPUBLI TRS	0.00	0.00	0.00	0.00	0.00
10E---	3700	2---	--	-----	6,000.00	0.00	0.00	0.00	0.00	6,000.00
10E500	3700	3140	00	500000	Title I St Joe Reg	0.00	0.00	0.00	0.00	0.00
10E100	3700	3190	00	100000	NonPublic School Purchase Serv	1,000.00	0.00	684.00	0.00	316.00
10E170	3700	3190	00	170000	Title IV St Joe MMM Reg	1,389.00	0.00	0.00	0.00	1,389.00
10E330	3700	3190	00	330000	Title II St Joe Pur Serv	4,200.00	1,284.00	1,284.00	0.00	2,916.00

Account Level				2023-24	August 2023-24	2023-24	2023-24	Encumbered	2023-24	
FDTLOC	FUNC	OBJ	SJ	Description	Budget	Monthly Activity	FYTD Activity	Batch Activity	Amount	Available Funds
10E340	3700	3190	00	340000	ESSER St Joe Purchase Service	0.00	0.00	0.00	0.00	0.00
10E500	3700	3190	00	500000	TITLE I ST JOE PURCHASED SERV	1,750.00	0.00	0.00	0.00	1,750.00
10E530	3700	3190	00	500000	Title II St Joe Reg	0.00	0.00	0.00	0.00	0.00
10E530	3700	3190	00	530000	NonPublic School Purchase Serv	7,500.00	3,000.00	3,000.00	0.00	4,500.00
10E570	3700	3190	00	570000	Title IV St Joe Pur Serv	0.00	0.00	0.00	0.00	0.00
10E100	3700	3320	00	100000	Title I St Joe MMM	0.00	0.00	333.75	0.00	-333.75
10E150	3700	3320	00	150000	SESE Flow Thru Mileage	0.00	0.00	0.00	0.00	0.00
10E330	3700	3320	00	330000	Title II St Joe MMM	0.00	1,025.41	1,155.19	0.00	-1,155.19
10E500	3700	3320	00	500000	Title I St Joe Trav	0.00	0.00	0.00	0.00	0.00
10E530	3700	3320	00	500000	Title II St Joe Trav	0.00	0.00	0.00	0.00	0.00
10E530	3700	3320	00	530000	Title II St Joe MMM/Reg fee	3,300.00	0.00	0.00	0.00	3,300.00
10E570	3700	3320	00	570000	Title IV St Joe MMM	0.00	0.00	0.00	0.00	0.00
10E---	3700	3---	--	-----		19,139.00	5,309.41	6,456.94	0.00	12,682.06
10E100	3700	4100	00	100000	Title ST Joe	100.00	0.00	80.34	0.00	19.66
10E340	3700	4100	00	340000	ESSER St Joe Supplies	0.00	0.00	0.00	0.00	0.00
10E370	3700	4100	00	370000	Digital Equity - St Joe Supp	0.00	0.00	0.00	0.00	0.00
10E530	3700	4100	00	530000	Title II St Joe Supplies	0.00	0.00	0.00	0.00	0.00
10E500	3700	4110	00	500000	Title I St Joe Supp	2,525.00	1,826.60	1,826.60	0.00	698.40
10E---	3700	4---	--	-----		2,625.00	1,826.60	1,906.94	0.00	718.06
10E370	3900	3190	00	000000	Digital Equity-Comm Serv	0.00	0.00	0.00	0.00	0.00
10E---	3900	3---	--	-----		0.00	0.00	0.00	0.00	0.00
10E---	3---	----	---	-----		513,669.00	82,595.87	110,801.56	0.00	32,162.36
10E150	4120	3190	00	150000	IDEA Flow thru SESE	565,000.00	46,970.50	140,911.50	0.00	424,088.50
10E150	4120	3190	01	150000	IDEA Flow Thru SESE PreSchool	26,000.00	2,143.75	6,431.25	0.00	19,568.75
10E343	4120	3190	00	000000	ESSER III IDEA Flow Thru SESE	0.00	0.00	0.00	0.00	0.00
10E343	4120	3190	01	000000	ESSERIII IDEA FlowThruSESEPreS	0.00	0.00	0.00	0.00	0.00
10E344	4120	3190	00	344000	ARP IDEA FLOW THRU SESE	120,000.00	0.00	0.00	0.00	120,000.00
10E344	4120	3190	01	344000	ARP IDEA FLOW THRU SESE PREK	12,000.00	0.00	0.00	0.00	12,000.00
10E---	4120	3---	--	-----		723,000.00	49,114.25	147,342.75	0.00	575,657.25
10E260	4120	6700	00	260000	Spl Ed Tuition to oth LEAs	0.00	0.00	0.00	0.00	0.00
10E---	4120	6---	--	-----		0.00	0.00	0.00	0.00	0.00
10E260	4120	8120	00	260000	Sp Ed Tuition Other Public	0.00	0.00	0.00	0.00	0.00
10E---	4120	8---	--	-----		0.00	0.00	0.00	0.00	0.00
10E370	4160	3190	00	370000	Digital Equity-Broad Band Proj	0.00	0.00	0.00	0.00	0.00
10E---	4160	3---	--	-----		0.00	0.00	0.00	0.00	0.00
10E345	4170	3190	00	345000	ARP McKin Ven Dual Credit Fees	3,400.00	0.00	0.00	127.50	3,272.50
10E---	4170	3---	--	-----		3,400.00	0.00	0.00	127.50	3,272.50
10E010	4190	6100	00	000000	SESE Debt Certificate	0.00	0.00	0.00	0.00	0.00
10E---	4190	6---	--	-----		0.00	0.00	0.00	0.00	0.00
10E010	4210	6740	00	000000	Reg Ed Public Carbondale Tuiti	0.00	0.00	0.00	0.00	0.00

Account Level				2023-24	August 2023-24	2023-24	2023-24	Encumbered	2023-24	
FDTLOC	FUNC	OBJ	SJ	Description	Budget	Monthly Activity	FYTD Activity	Batch Activity	Amount	Available Funds
10E---	4210	6---	--	-----	0.00	0.00	0.00	0.00	0.00	0.00
10E150	4220	3190	00	150000 IDEA Part B flow thru SESE	0.00	0.00	0.00	0.00	0.00	0.00
10E150	4220	3190	01	150000 IDEA Pre School flow thru SESE	0.00	0.00	0.00	0.00	0.00	0.00
10E---	4220	3---	--	-----	0.00	0.00	0.00	0.00	0.00	0.00
10E010	4220	6700	00	000000 Sp Ed Public SESE Tutition	820,500.00	68,370.00	205,110.00	0.00	0.00	615,390.00
10E010	4220	6710	00	000000 Sp Ed Carbondale Tuition	0.00	0.00	0.00	0.00	0.00	0.00
10E010	4220	6720	00	000000 Sp Ed Cunningham Tuition/Reimb	0.00	0.00	0.00	0.00	0.00	0.00
10E010	4220	6740	00	000000 Carbondale HS Sp Ed	0.00	0.00	0.00	0.00	0.00	0.00
10E260	4220	6780	00	000000 MACON/PIATT ROE	0.00	0.00	0.00	0.00	0.00	0.00
10E010	4220	6820	00	000000 Reg Supt Of Schools Peoria	0.00	0.00	0.00	0.00	0.00	0.00
10E010	4220	6840	00	000000 Carmi-White County CUSD	0.00	0.00	0.00	0.00	0.00	0.00
10E---	4220	6---	--	-----	820,500.00	68,370.00	205,110.00	0.00	0.00	615,390.00
10E---	4---	----	--	-----	1,546,900.00	117,484.25	352,452.75	127.50	0.00	1,194,319.75
10E010	8130	0000	00	000000 Transfer Among Funds	0.00	0.00	0.00	0.00	0.00	0.00
10E---	8130	0---	--	-----	0.00	0.00	0.00	0.00	0.00	0.00
10E---	8---	----	--	-----	0.00	0.00	0.00	0.00	0.00	0.00
1-E---	----	----	--	-----	23,131,346.00	1,862,820.37	3,708,917.28	12,290.66	1,455,457.85	17,954,680.21
20E010	2530	3140	00	000000 Honeywell Perf Contract	0.00	0.00	0.00	0.00	0.00	0.00
20E010	2530	3190	00	000000 District Construct Purch Serv	0.00	0.00	0.00	0.00	0.00	0.00
20E---	2530	3---	--	-----	0.00	0.00	0.00	0.00	0.00	0.00
20E010	2530	5200	00	000000 District Purch. Real Property	0.00	0.00	0.00	0.00	0.00	0.00
20E050	2530	5310	00	000000 ERHS Building Improvement	0.00	0.00	0.00	0.00	0.00	0.00
20E---	2530	5---	--	-----	0.00	0.00	0.00	0.00	0.00	0.00
20E010	2540	3190	00	000000 District Maint-Purch Serv/Phys	10,000.00	369.80	369.80	0.00	0.00	9,630.20
20E015	2540	3190	00	000000 ELC Maintenance Agreement	15,000.00	0.00	1,098.80	0.00	26,065.00	-12,163.80
20E020	2540	3190	00	000000 RCES Maint Agreement	35,000.00	895.25	915.25	0.00	0.00	34,084.75
20E030	2540	3190	00	000000 WRES Purchase Services	0.00	0.00	0.00	0.00	0.00	0.00
20E040	2540	3190	00	000000 RCMS Maint agreement	35,000.00	2,245.89	2,416.14	0.00	0.00	32,583.86
20E050	2540	3190	00	000000 RCHS Purchase Services	45,000.00	0.00	335.00	0.00	0.00	44,665.00
20E220	2540	3190	00	220000 IEMA Security Gr Pur Serv	0.00	0.00	0.00	0.00	0.00	0.00
20E342	2540	3190	00	342000 ESSER II Building Purch Serv	100,000.00	0.00	100,000.00	0.00	0.00	0.00
20E730	2540	3190	00	730000 JFF Track	0.00	0.00	0.00	0.00	0.00	0.00
20E050	2540	3200	00	000000 RCHS Athletic Fld Maintenance	5,000.00	0.00	0.00	0.00	0.00	5,000.00
20E010	2540	3210	00	000000 District Terminx	0.00	0.00	0.00	0.00	0.00	0.00
20E015	2540	3210	00	000000 ELC Terminx/Trash Services	7,500.00	650.00	1,709.66	0.00	0.00	5,790.34
20E020	2540	3210	00	000000 RCES Termnx/Trash Serv	15,000.00	1,411.94	1,693.32	0.00	0.00	13,306.68
20E030	2540	3210	00	000000 WRES Termnx/Trash Serv	0.00	0.00	0.00	0.00	0.00	0.00
20E040	2540	3210	00	000000 RCMS Termnxs/Trash Serv	10,000.00	997.46	1,268.06	0.00	0.00	8,731.94
20E050	2540	3210	00	000000 RCHS Termnx/Trash Serv	30,000.00	2,938.44	3,889.65	0.00	0.00	26,110.35
20E010	2540	3230	00	000000 District Maint Rep/Maint	0.00	0.00	0.00	0.00	0.00	0.00

193

Account Level				2023-24	August 2023-24	2023-24	2023-24	Encumbered	2023-24	
FDTLOC	FUNC	OBJ	SJ	Description	Budget	Monthly Activity	FYTD Activity	Batch Activity	Amount	Available Funds
20E015	2540	3230	00 000000	ELC Repair/Maintenance	0.00	0.00	0.00	0.00	0.00	0.00
20E020	2540	3230	00 000000	RCES Repair/Maint	1,000.00	0.00	0.00	0.00	0.00	1,000.00
20E030	2540	3230	00 000000	WRES Rep/Maint	0.00	0.00	0.00	0.00	0.00	0.00
20E040	2540	3230	00 000000	RCMS Custodial Rep/Maint	1,000.00	0.00	0.00	0.00	0.00	1,000.00
20E050	2540	3230	00 000000	RCHS Custodial Rep/Maint	1,000.00	0.00	0.00	0.00	0.00	1,000.00
20E010	2540	3250	00 000000	District Maint Rental	2,500.00	0.00	0.00	0.00	0.00	2,500.00
20E010	2540	3260	00 000000	District Wide UPS/Postage	0.00	0.00	0.00	0.00	0.00	0.00
20E010	2540	3320	00 000000	District Maint Travel	500.00	0.00	0.00	0.00	0.00	500.00
20E015	2540	3700	00 000000	ELC Water/Sewer	6,000.00	0.00	24.96	0.00	1,000.00	4,975.04
20E020	2540	3700	00 000000	RCES Water/Sewer	15,000.00	186.98	297.68	0.00	0.00	14,702.32
20E030	2540	3700	00 000000	WRES Water/Sewer	0.00	0.00	0.00	0.00	0.00	0.00
20E040	2540	3700	00 000000	RCMS Water/Sewer	10,000.00	2,876.49	3,010.24	0.00	0.00	6,989.76
20E050	2540	3700	00 000000	RCHS Water/Sewer	20,000.00	879.54	2,680.30	0.00	0.00	17,319.70
20E---	2540	3---	--	-----	364,500.00	13,451.79	119,708.86	0.00	27,065.00	217,726.14
20E010	2540	4100	00 000000	District Maint Supplies	15,000.00	511.06	3,861.92	275.88	303.84	10,558.36
20E015	2540	4100	00 000000	ELC Custodian Supplies	15,000.00	2,786.87	4,191.50	28.50	119.15	10,660.85
20E020	2540	4100	00 000000	RCES Cust Supp	35,000.00	5,006.96	5,684.15	19.74	0.00	29,296.11
20E030	2540	4100	00 000000	WRES Cust Supp	0.00	0.00	0.00	0.00	0.00	0.00
20E040	2540	4100	00 000000	RCMS Custodial Supplies	25,000.00	3,670.85	4,727.68	112.06	0.00	20,160.26
20E050	2540	4100	00 000000	RCHS Custodial Supplies	50,000.00	3,482.49	4,474.09	716.65	0.00	44,809.26
20E220	2540	4100	00 220000	IEMA Security Grant Supp	0.00	0.00	0.00	0.00	0.00	0.00
20E050	2540	4110	00 000000	RCHS Athletic Fld Supp	5,000.00	0.00	0.00	0.00	0.00	5,000.00
20E010	2540	4640	00 000000	District Maint Fuel	5,000.00	0.00	0.00	0.00	0.00	5,000.00
20E---	2540	4---	--	-----	150,000.00	15,458.23	22,939.34	1,152.83	422.99	125,484.84
20E010	2540	5500	00 000000	District Maint Equip	5,000.00	3,461.53	3,461.53	0.00	1.00	1,537.47
20E015	2540	5500	00 000000	ELC Custodian Equipment	25,000.00	2,992.85	17,766.85	-176.05	3,064.00	4,345.20
20E020	2540	5500	00 000000	RCES Cust Equipment	5,000.00	830.59	830.59	0.00	0.00	4,169.41
20E030	2540	5500	00 000000	WRES Bldg Equipment	0.00	0.00	0.00	0.00	0.00	0.00
20E040	2540	5500	00 000000	RCMS Custodial Equip	5,000.00	2,228.58	2,228.58	0.00	0.00	2,771.42
20E050	2540	5500	00 000000	RCHS Classrm Equip	5,000.00	0.00	0.00	0.00	0.00	5,000.00
20E220	2540	5500	00 220000	IEMA Security Grant Equip	0.00	0.00	0.00	0.00	0.00	0.00
20E342	2540	5500	00 342000	ESSER II Custodial Equipment	0.00	0.00	0.00	0.00	0.00	0.00
20E---	2540	5---	--	-----	45,000.00	9,513.55	24,287.55	-176.05	3,065.00	17,823.50
20E010	2540	6100	00 000000	Building Lease Agreement Princ	0.00	0.00	0.00	0.00	0.00	0.00
20E010	2540	6200	00 000000	Building Lease Agreement Int	0.00	0.00	0.00	0.00	0.00	0.00
20E---	2540	6---	--	-----	0.00	0.00	0.00	0.00	0.00	0.00
20E010	2541	1110	00 000000	District Maint Sal	65,000.00	5,482.10	10,315.19	0.00	0.00	54,684.81
20E---	2541	1---	--	-----	65,000.00	5,482.10	10,315.19	0.00	0.00	54,684.81
20E010	2541	2130	00 000000		0.00	0.00	0.00	0.00	0.00	0.00
20E010	2541	2200	00 000000	District Maint Ins Ben	9,150.00	760.00	1,520.00	0.00	0.00	7,630.00

194

Account Level				2023-24	August 2023-24	2023-24	2023-24	Encumbered	2023-24		
FDTLOC	FUNC	OBJ	SJ	Description	Budget	Monthly Activity	FYTD Activity	Batch Activity	Amount	Available Funds	
20E---	2541	2---	--	-----	9,150.00	760.00	1,520.00	0.00	0.00	7,630.00	
20E010	2541	3190	00	000000	District Maint Pur Ser	0.00	0.00	0.00	0.00	0.00	
20E---	2541	3---	--	-----	0.00	0.00	0.00	0.00	0.00	0.00	
20E010	2541	4650	00	000000	District Warehouse Nat Gas	3,000.00	29.97	61.05	0.00	2,438.95	500.00
20E---	2541	4---	--	-----	3,000.00	29.97	61.05	0.00	2,438.95	500.00	
20E010	2541	5520	00	000000	District Maint Truck	0.00	0.00	0.00	0.00	0.00	
20E---	2541	5---	--	-----	0.00	0.00	0.00	0.00	0.00	0.00	
20E010	2542	1110	00	000000	District Summer Maint Sal	80,000.00	24,077.25	48,863.63	0.00	0.00	31,136.37
20E---	2542	1---	--	-----	80,000.00	24,077.25	48,863.63	0.00	0.00	31,136.37	
20E010	2542	2200	00	000000	Summer Maint Ins Ben	0.00	0.48	0.48	0.00	0.00	-0.48
20E---	2542	2---	--	-----	0.00	0.48	0.48	0.00	0.00	-0.48	
20E010	2542	3190	00	000000	District Summer Maint Pur Serv	700,000.00	361,473.47	449,440.64	0.00	10,405.00	240,154.36
20E010	2542	3320	00	000000	District Summer Maint Trav	500.00	0.00	349.76	0.00	0.00	150.24
20E---	2542	3---	--	-----	700,500.00	361,473.47	449,790.40	0.00	10,405.00	240,304.60	
20E010	2542	4100	00	000000	District Summer Maint Supp	250,000.00	6,663.41	10,823.81	0.00	0.00	239,176.19
20E---	2542	4---	--	-----	250,000.00	6,663.41	10,823.81	0.00	0.00	239,176.19	
20E010	2542	5500	00	000000	Sumr Maint Equipment	15,000.00	0.00	0.00	0.00	0.00	15,000.00
20E010	2542	5510	00	000000	Summer Maint Building	0.00	0.00	0.00	0.00	0.00	0.00
20E---	2542	5---	--	-----	15,000.00	0.00	0.00	0.00	0.00	15,000.00	
20E---	2---	----	--	-----	1,682,150.00	436,910.25	688,310.31	976.78	43,396.94	949,465.97	
2-E---	----	----	--	-----	1,682,150.00	436,910.25	688,310.31	976.78	43,396.94	949,465.97	
30E010	5200	6200	00	000000	Long Term Bond Interest	1,500,299.00	0.00	0.00	0.00	0.00	1,500,299.00
30E010	5200	6250	00	000000	Long Term Bond Maintenance Fee	2,500.00	0.00	0.00	0.00	0.00	2,500.00
30E---	5200	6---	--	-----	1,502,799.00	0.00	0.00	0.00	0.00	1,502,799.00	
30E010	5300	6100	00	000000	Long Term Bond Principal	1,290,000.00	0.00	0.00	0.00	0.00	1,290,000.00
30E---	5300	6---	--	-----	1,290,000.00	0.00	0.00	0.00	0.00	1,290,000.00	
30E---	5---	----	--	-----	2,792,799.00	0.00	0.00	0.00	0.00	2,792,799.00	
3-E---	----	----	--	-----	2,792,799.00	0.00	0.00	0.00	0.00	2,792,799.00	
40E080	2550	1100	00	000000	Trans Director Salary	0.00	0.00	0.00	0.00	0.00	0.00
40E080	2550	1110	00	000000	Trans Mechanic/Maint Sal	50,000.00	4,978.26	9,956.52	0.00	0.00	40,043.48
40E080	2550	1110	61	000000	Trans Bus Drivers Sal	400,000.00	19,099.67	37,748.57	0.00	0.00	362,251.43
40E080	2550	1110	70	000000	Trans Sec/Supervisor Sal	130,000.00	14,371.24	24,421.70	0.00	0.00	105,578.30
40E345	2550	1110	61	000000	Trans Driver McKinney Vento	0.00	0.00	0.00	0.00	0.00	0.00
40E610	2550	1110	00	610000	Trans Voc Ed Salary	0.00	0.00	0.00	0.00	0.00	0.00
40E620	2550	1110	00	620000	Trans Spec Ed bus Aide Sal	70,000.00	68.90	68.90	0.00	0.00	69,931.10
40E080	2550	1200	00	000000	Trans Driver Sub Sal	0.00	0.00	0.00	0.00	0.00	0.00
40E080	2550	1200	61	000000		0.00	0.00	0.00	0.00	0.00	
40E620	2550	1200	00	620000	Trans Spec Ed Aide Sub Sal	0.00	0.00	0.00	0.00	0.00	0.00
40E080	2550	1210	00	000000	Trans Sub Drivers Sal	0.00	0.00	0.00	0.00	0.00	0.00
40E080	2550	1210	61	000000	Reg Rte Sub Bus Driver Sal	20,000.00	25.00	25.00	0.00	0.00	19,975.00

Account Level				2023-24	August 2023-24	2023-24	2023-24	Encumbered	2023-24	
FDTLOC	FUNC	OBJ	SJ	Description	Budget	Monthly Activity	FYTD Activity	Batch Activity	Amount	Available Funds
40E620	2550	1210	00	620000	Trans Sub Spec Ed Aide Sal	10,000.00	0.00	0.00	0.00	10,000.00
40E080	2550	1310	00	000000	Trans Trip Drvr Sal	55,000.00	756.60	1,423.40	0.00	53,576.60
40E---	2550	1---	--	-----	735,000.00	39,299.67	73,644.09	0.00	0.00	661,355.91
40E080	2550	2110	00	000000	Trans TRS	0.00	0.00	0.00	0.00	0.00
40E080	2550	2130	00	000000		0.00	0.00	0.00	0.00	0.00
40E080	2550	2130	61	000000		0.00	0.00	0.00	0.00	0.00
40E080	2550	2130	70	000000		0.00	0.00	0.00	0.00	0.00
40E620	2550	2130	00	620000		0.00	0.00	0.00	0.00	0.00
40E080	2550	2200	00	000000	Trans Dir Ins Benefit	12.00	0.96	1.92	0.00	10.08
40E080	2550	2200	61	000000	Trans Drivers Ins Ben	115,000.00	3,806.86	7,613.72	0.00	107,386.28
40E080	2550	2200	70	000000	Trans Sec/Supvr Ins Ben	18,300.00	1,520.96	2,281.92	0.00	16,018.08
40E620	2550	2200	00	620000	Trans Spec Ed Ins Ben	10,500.00	886.67	886.67	0.00	9,613.33
40E---	2550	2---	--	-----	143,812.00	6,215.45	10,784.23	0.00	0.00	133,027.77
40E080	2550	3140	00	000000	Trans Micro Renewal	0.00	0.00	0.00	0.00	0.00
40E080	2550	3190	00	000000	Trans Physicals/LicenseRenewal	7,500.00	606.00	849.00	0.00	6,651.00
40E620	2550	3190	00	620000	Sp Ed Trans Contract Fee	25,000.00	0.00	0.00	0.00	25,000.00
40E080	2550	3210	00	000000	Trans Trash P/U	2,000.00	158.75	317.50	0.00	1,682.50
40E080	2550	3220	00	000000	Trans Towel Service	0.00	0.00	0.00	0.00	0.00
40E080	2550	3230	00	000000	Trans Repair/Maint	50,000.00	2,550.39	7,814.89	0.00	12,057.11
40E080	2550	3240	00	000000	Trans Copier Rep/Maint	0.00	0.00	0.00	0.00	0.00
40E080	2550	3250	00	000000	Trans Rental	0.00	0.00	0.00	0.00	0.00
40E080	2550	3260	00	000000	Trans Postage	0.00	0.00	0.00	0.00	0.00
40E080	2550	3270	00	000000	Trans Charter Bus Service	1,500.00	0.00	0.00	0.00	1,500.00
40E080	2550	3310	00	000000	Trans Pupil/Other LEA's	0.00	0.00	0.00	0.00	0.00
40E080	2550	3320	00	000000	Trans Travel	0.00	59.01	59.01	0.00	-59.01
40E080	2550	3390	00	000000	Trans Drug/Fngrprnt Fee	5,000.00	190.00	380.00	4,000.00	820.00
40E080	2550	3600	00	000000	Trans Printing	1,500.00	1,473.14	1,473.14	0.00	26.86
40E080	2550	3900	00	000000	Trans Bus Inspection Fee	7,500.00	520.00	520.00	0.00	4,480.00
40E---	2550	3---	--	-----	100,000.00	5,557.29	11,413.54	4,000.00	17,357.11	67,229.35
40E080	2550	4100	00	000000	Trans Supplies	105,000.00	4,602.55	9,478.32	70.00	43,507.08
40E080	2550	4240	00	000000	Trans. Copier Paper & Toner	250.00	0.00	0.00	0.00	250.00
40E080	2550	4620	00	000000	Trans Oil	7,500.00	0.00	0.00	0.00	7,500.00
40E080	2550	4640	00	000000	Trans Fuel	225,000.00	1,277.57	4,088.11	0.00	295,911.89
40E080	2550	4700	00	000000	Trans Software	5,000.00	0.00	0.00	0.00	5,000.00
40E---	2550	4---	--	-----	342,750.00	5,880.12	13,566.43	70.00	339,418.97	-10,305.40
40E080	2550	5500	00	000000	Trans Equipment	5,000.00	1,205.55	2,733.00	0.00	2,267.00
40E080	2550	5510	00	000000	Trans Other Vehicle Purchase	0.00	0.00	0.00	0.00	0.00
40E080	2550	5520	00	000000	Trans Vehicle Purchase	471,500.00	0.00	0.00	0.00	471,500.00
40E080	2550	5530	00	000000	Trans Radio	0.00	0.00	0.00	0.00	0.00
40E---	2550	5---	--	-----	476,500.00	1,205.55	2,733.00	0.00	0.00	473,767.00

196

Account Level				2023-24	August 2023-24	2023-24	2023-24	Encumbered	2023-24	
FDTLOC	FUNC	OBJ	SJ	Description	Budget	Monthly Activity	FYTD Activity	Batch Activity	Amount	Available Funds
40E---	2---	----	--	-----	1,798,062.00	58,158.08	112,141.29	4,070.00	356,776.08	1,325,074.63
40E620	4120	3310	00	620000	Trans Sp Ed Out of Dist	0.00	0.00	0.00	0.00	0.00
40E---	4120	3---	--	-----	0.00	0.00	0.00	0.00	0.00	0.00
40E---	4---	----	--	-----	0.00	0.00	0.00	0.00	0.00	0.00
40E080	5370	6200	00	000000	Bus Lease Agreement	0.00	0.00	0.00	0.00	0.00
40E---	5370	6---	--	-----	0.00	0.00	0.00	0.00	0.00	0.00
40E---	5---	----	--	-----	0.00	0.00	0.00	0.00	0.00	0.00
40E010	8130	0000	00	000000	Transfer Among Funds	0.00	0.00	0.00	0.00	0.00
40E---	8130	0---	--	-----	0.00	0.00	0.00	0.00	0.00	0.00
40E---	8---	----	--	-----	0.00	0.00	0.00	0.00	0.00	0.00
4-E---	----	----	--	-----	1,798,062.00	58,158.08	112,141.29	4,070.00	356,776.08	1,325,074.63
50E030	1100	2120	00	000000	Fuel Up 60 IMRF	0.00	0.00	0.00	0.00	0.00
50E070	1100	2120	00	000000	21st Century IMRF	2,750.00	-29.37	-29.37	0.00	2,779.37
50E340	1100	2120	00	340000	ESSER IMRF	0.00	0.00	0.00	0.00	0.00
50E342	1100	2120	00	342000	ESSER II Nursing IMRF	0.00	0.00	0.00	0.00	0.00
50E343	1100	2120	00	000000	ESSER III IMRF	5,500.00	594.34	1,188.68	0.00	4,311.32
50E470	1100	2120	00	470000	21st Century IMRF	0.00	12.59	138.44	0.00	-138.44
50E030	1100	2130	00	000000	Fuel Up 60 FICA	0.00	0.00	0.00	0.00	0.00
50E060	1100	2130	00	000000	Fine Arts FICA	0.00	0.00	0.00	0.00	0.00
50E070	1100	2130	00	000000	21st Century FICA	4,200.00	0.00	0.00	0.00	4,200.00
50E340	1100	2130	00	340000	ESSER FICA	0.00	0.00	0.00	0.00	0.00
50E342	1100	2130	00	000000	ESSER II FICA	0.00	0.00	0.00	0.00	0.00
50E343	1100	2130	00	000000	ESSER III FICA	3,750.00	421.62	843.24	0.00	2,906.76
50E470	1100	2130	00	470000	21st Century FICA	10.00	8.93	98.21	0.00	-88.21
50E030	1100	2140	00	000000	Fuel Up 60 Med	0.00	0.00	0.00	0.00	0.00
50E060	1100	2140	00	000000	Fine Arts Medicare	0.00	0.00	0.00	0.00	0.00
50E070	1100	2140	00	000000	21st Century Med	3,200.00	12.62	12.62	0.00	3,187.38
50E190	1100	2140	00	190000	Title VI Rural Ed Med	0.00	0.00	0.00	0.00	0.00
50E340	1100	2140	00	000000	ESSER Inst Medicare	0.00	0.00	0.00	0.00	0.00
50E340	1100	2140	00	340000	ESSER Instructions Medicare	0.00	0.00	0.00	0.00	0.00
50E342	1100	2140	00	000000	ESSER II Medicare	100.00	-2.21	0.00	0.00	100.00
50E343	1100	2140	00	000000	ESSER III Inst. Medicare	3,750.00	360.04	713.18	0.00	3,036.82
50E470	1100	2140	00	470000	21st Century Med	25.00	2.09	65.40	0.00	-40.40
50E---	1100	2---	--	-----	23,285.00	1,380.65	3,030.40	0.00	0.00	20,254.60
50E015	1105	2120	00	000000	ELC IMRF	500.00	0.00	0.00	0.00	500.00
50E015	1105	2130	00	000000	ELC FICA	500.00	0.00	0.00	0.00	500.00
50E015	1105	2140	00	000000	ELC Medicare	250.00	0.00	0.00	0.00	250.00
50E---	1105	2---	--	-----	1,250.00	0.00	0.00	0.00	0.00	1,250.00
50E020	1110	2120	00	000000	RCES IMRF	4,500.00	-9.18	-9.18	0.00	4,509.18
50E020	1110	2130	00	000000	RCES FICA	4,500.00	0.00	0.00	0.00	4,500.00

Account Level				2023-24	August 2023-24	2023-24	2023-24	Encumbered	2023-24	
FDTLOC	FUNC	OBJ	SJ	Description	Budget	Monthly Activity	FYTD Activity	Batch Activity	Amount	Available Funds
50E030	1110	2130	00	000000	WRES FICA	0.00	0.00	0.00	0.00	0.00
50E020	1110	2140	00	000000	RCES Medicare	37,000.00	2,429.17	4,879.59	0.00	32,120.41
50E030	1110	2140	00	000000	WRES Medicare	0.00	0.00	0.00	0.00	0.00
50E160	1110	2140	00	160000	Ed Jobs Fund Med	0.00	0.00	0.00	0.00	0.00
50E---	1110	2---	--	-----		46,000.00	2,419.99	4,870.41	0.00	41,129.59
50E040	1120	2120	00	000000	RCMS IMRF	5,800.00	354.30	708.60	0.00	5,091.40
50E160	1120	2120	00	160000	Ed Jobs Fund IMRF	0.00	0.00	0.00	0.00	0.00
50E040	1120	2130	00	000000	RCMS FICA	4,200.00	245.38	490.76	0.00	3,709.24
50E160	1120	2130	00	160000	Ed Jobs Fund FICA	0.00	0.00	0.00	0.00	0.00
50E040	1120	2140	00	000000	RCMS Medicare	22,000.00	1,583.71	3,168.67	0.00	18,831.33
50E160	1120	2140	00	160000	Ed Jobs Fund Med	0.00	0.00	0.00	0.00	0.00
50E---	1120	2---	--	-----		32,000.00	2,183.39	4,368.03	0.00	27,631.97
50E110	1125	2120	00	110000	Pre K IMRF	1,900.00	659.46	1,318.92	0.00	581.08
50E210	1125	2120	00	210000	ROE Pre K IIMRF	0.00	0.00	0.00	0.00	0.00
50E510	1125	2120	00	510000	Pre K IMRF	9,500.00	0.00	0.00	0.00	9,500.00
50E110	1125	2130	00	110000	Pre K FICA	850.00	440.12	880.24	0.00	-30.24
50E210	1125	2130	00	210000	ROE Pre K FICA	0.00	0.00	0.00	0.00	0.00
50E510	1125	2130	00	510000	Pre K FICA	6,000.00	0.00	0.00	0.00	6,000.00
50E110	1125	2140	00	110000	Pre K Medicare	850.00	311.23	620.19	0.00	229.81
50E210	1125	2140	00	210000	ROE Pre K Medicare	0.00	0.00	0.00	0.00	0.00
50E510	1125	2140	00	510000	Pre K Medicare	3,650.00	0.00	0.00	0.00	3,650.00
50E---	1125	2---	--	-----		22,750.00	1,410.81	2,819.35	0.00	19,930.65
50E050	1130	2120	00	000000	RCHS IMRF	5,500.00	0.00	0.00	0.00	5,500.00
50E050	1130	2130	00	000000	RCHS FICA	3,200.00	0.00	0.00	0.00	3,200.00
50E050	1130	2140	00	000000	RCHS Medicare	27,500.00	1,847.38	3,684.95	0.00	23,815.05
50E160	1130	2140	00	160000	Ed Jobs Fund Med	0.00	0.00	0.00	0.00	0.00
50E---	1130	2---	--	-----		36,200.00	1,847.38	3,684.95	0.00	32,515.05
50E570	1140	2120	00	570000	Reading Improv IMRF Prior	5.00	0.00	0.00	0.00	5.00
50E570	1140	2130	00	570000	Reading Improv FICA Prior	0.00	0.00	0.00	0.00	0.00
50E---	1140	2---	--	-----		5.00	0.00	0.00	0.00	5.00
50E530	1170	2120	00	530000	TITLE II IMRF	0.00	0.00	0.00	0.00	0.00
50E530	1170	2130	00	530000	Title II FICA	0.00	0.00	0.00	0.00	0.00
50E330	1170	2140	00	330000	Title II Teach Qual MED	180.00	85.74	171.04	0.00	8.96
50E530	1170	2140	00	530000	Title II Med	1,600.00	0.00	0.00	0.00	1,600.00
50E---	1170	2---	--	-----		1,780.00	85.74	171.04	0.00	1,608.96
50E140	1203	2120	00	140000	EMH Aide/Asst IMRF	0.00	0.00	0.00	0.00	0.00
50E140	1203	2130	00	140000	EMH Aide/Asst FICA	0.00	0.00	0.00	0.00	0.00
50E140	1203	2140	00	140000	EMH Medicare	0.00	0.00	0.00	0.00	0.00
50E---	1203	2---	--	-----		0.00	0.00	0.00	0.00	0.00
50E140	1204	2120	00	140000	Prsnl Aide/Ast IMRF	23,000.00	998.34	1,996.68	0.00	21,003.32

Account Level				2023-24	August 2023-24	2023-24	2023-24	Encumbered	2023-24	
FDTLOC	FUNC	OBJ	SJ	Description	Budget	Monthly Activity	FYTD Activity	Batch Activity	Amount	Available Funds
50E140	1204	2130	00	140000 Prsnl Aide/Ast FICA	16,000.00	695.84	1,392.52	0.00	0.00	14,607.48
50E140	1204	2140	00	140000 Prsnl Aide/Ast Med	3,650.00	162.72	325.64	0.00	0.00	3,324.36
50E---	1204	2---	--	-----	42,650.00	1,856.90	3,714.84	0.00	0.00	38,935.16
50E140	1205	2120	00	140000 LD Aide/Asst IMRF	0.00	0.00	0.00	0.00	0.00	0.00
50E140	1205	2130	00	140000 LD Aide/Asst FICA	0.00	0.00	0.00	0.00	0.00	0.00
50E140	1205	2140	00	140000 LD Medicare	4,700.00	241.12	481.76	0.00	0.00	4,218.24
50E---	1205	2---	--	-----	4,700.00	241.12	481.76	0.00	0.00	4,218.24
50E280	1206	2120	00	280000 Visual Aide IMRF	0.00	0.00	0.00	0.00	0.00	0.00
50E280	1206	2130	00	280000 Visual Aide FICA	0.00	0.00	0.00	0.00	0.00	0.00
50E---	1206	2---	--	-----	0.00	0.00	0.00	0.00	0.00	0.00
50E280	1213	2130	00	280000 Homebound FICA	0.00	0.00	0.00	0.00	0.00	0.00
50E280	1213	2140	00	280000 Homebound Medicare	525.00	0.00	32.73	0.00	0.00	492.27
50E---	1213	2---	--	-----	525.00	0.00	32.73	0.00	0.00	492.27
50E140	1216	2120	00	140000 Autism IMRF	0.00	0.00	0.00	0.00	0.00	0.00
50E280	1216	2120	00	280000 Autism IMRF	2,850.00	150.80	301.60	0.00	0.00	2,548.40
50E140	1216	2130	00	140000 Autism FICA	0.00	0.00	0.00	0.00	0.00	0.00
50E280	1216	2130	00	280000 Autism FICA	2,100.00	104.96	209.92	0.00	0.00	1,890.08
50E140	1216	2140	00	140000 Autism Med	0.00	0.00	0.00	0.00	0.00	0.00
50E280	1216	2140	00	280000 Autism Med	525.00	24.54	49.08	0.00	0.00	475.92
50E---	1216	2---	--	-----	5,475.00	280.30	560.60	0.00	0.00	4,914.40
50E140	1220	2120	00	140000 EMH/LD Aide/Asst IMRF	28,500.00	1,222.62	2,450.44	0.00	0.00	26,049.56
50E140	1220	2130	00	140000 EMH/LD Aide/Asst FICA	11,500.00	833.43	1,670.55	0.00	0.00	9,829.45
50E140	1220	2140	00	140000 EMH/LD Medicare	11,500.00	866.39	1,731.42	0.00	0.00	9,768.58
50E---	1220	2---	--	-----	51,500.00	2,922.44	5,852.41	0.00	0.00	45,647.59
50E100	1250	2120	00	100000 Title I IMRF	6,300.00	2,680.86	5,165.24	0.00	0.00	1,134.76
50E500	1250	2120	00	500000 Title I IMRF Prior	70,000.00	0.00	0.00	0.00	0.00	70,000.00
50E100	1250	2130	00	100000 Title I FICA	3,400.00	1,777.74	3,397.56	0.00	0.00	2.44
50E500	1250	2130	00	500000 Title I FICA Prior	21,000.00	0.00	0.00	0.00	0.00	21,000.00
50E100	1250	2140	00	100000 Title I Medicare	1,300.00	693.03	1,315.60	0.00	0.00	-15.60
50E500	1250	2140	00	500000 Title I Medicare Prior	6,300.00	0.85	0.85	0.00	0.00	6,299.15
50E---	1250	2---	--	-----	108,300.00	5,152.48	9,879.25	0.00	0.00	98,420.75
50E360	1275	2120	00	360000 Jump Start IMRF	0.00	0.00	0.00	0.00	0.00	0.00
50E360	1275	2130	00	360000 Jump Start FICA	0.00	0.00	0.00	0.00	0.00	0.00
50E360	1275	2140	00	360000 Jump Start Medicare	0.00	0.00	0.00	0.00	0.00	0.00
50E---	1275	2---	--	-----	0.00	0.00	0.00	0.00	0.00	0.00
50E050	1400	2120	00	000000 RCHS Voc TA IMRF	0.00	0.00	0.00	0.00	0.00	0.00
50E390	1400	2120	00	390000 Voc Tutor IMRF	0.00	0.00	0.00	0.00	0.00	0.00
50E050	1400	2130	00	000000 RCHS BT/Voc FICA	800.00	0.00	0.00	0.00	0.00	800.00
50E390	1400	2130	00	390000 Voc Tutor FICA	0.00	0.00	0.00	0.00	0.00	0.00
50E050	1400	2140	00	000000 RCHS Voc Medicare	9,500.00	695.44	1,377.11	0.00	0.00	8,122.89

Account Level				2023-24	August 2023-24	2023-24	2023-24	Encumbered	2023-24	
FDTLOC	FUNC	OBJ	SJ	Description	Budget	Monthly Activity	FYTD Activity	Batch Activity	Amount	Available Funds
50E390	1400	2140	00	390000	Voc Tutor Med	100.00	1.74	1.74	0.00	98.26
50E480	1400	2140	00	480000	Ag 3 Circles Med	375.00	0.00	0.00	0.00	375.00
50E490	1400	2140	00	490000	Ag Incent Med	0.00	0.00	0.00	0.00	0.00
50E---	1400	2---	--	-----	10,775.00	697.18	1,378.85	0.00	0.00	9,396.15
50E410	1459	2120	00	410000	JROTC Instructor IMRF	14,500.00	599.74	1,199.48	0.00	13,300.52
50E410	1459	2130	00	410000	JROTC Instructor FICA	12,500.00	424.80	849.60	0.00	11,650.40
50E410	1459	2140	00	410000	JROTC Instructor Med	2,500.00	99.34	198.70	0.00	2,301.30
50E---	1459	2---	--	-----	29,500.00	1,123.88	2,247.78	0.00	0.00	27,252.22
50E050	1500	2120	00	000000	RCHS AD IMRF	50.00	0.00	0.00	0.00	50.00
50E050	1500	2130	00	000000	RCHS AD FICA	25.00	0.00	0.00	0.00	25.00
50E050	1500	2140	00	000000	RCHS A D Medicare	165.00	5.85	11.69	0.00	153.31
50E---	1500	2---	--	-----	240.00	5.85	11.69	0.00	0.00	228.31
50E050	1505	2140	00	000000	RCHS FBLA Spon Med	40.00	2.56	5.12	0.00	34.88
50E---	1505	2---	--	-----	40.00	2.56	5.12	0.00	0.00	34.88
50E050	1509	2140	00	000000	RCHS Pep Club Med	85.00	0.00	0.00	0.00	85.00
50E---	1509	2---	--	-----	85.00	0.00	0.00	0.00	0.00	85.00
50E050	1510	2120	00	000000	RCHS Cheerldr Spons IMRF	315.00	0.00	0.00	0.00	315.00
50E050	1510	2130	00	000000	RCHS Cheerldr Spons FICA	265.00	0.00	0.00	0.00	265.00
50E050	1510	2140	00	000000	RCHS Cheerldr Spons Medi	105.00	0.00	0.00	0.00	105.00
50E---	1510	2---	--	-----	685.00	0.00	0.00	0.00	0.00	685.00
50E050	1511	2130	00	000000	HS Golf FICA	40.00	0.00	0.00	0.00	40.00
50E050	1511	2140	00	000000	RCHS Golf Medicare	90.00	0.00	0.00	0.00	90.00
50E---	1511	2---	--	-----	130.00	0.00	0.00	0.00	0.00	130.00
50E050	1512	2120	00	000000	RCHS X-Country IMRF	0.00	0.00	0.00	0.00	0.00
50E050	1512	2130	00	000000	RCHS X Country FICA	0.00	0.00	0.00	0.00	0.00
50E050	1512	2140	00	000000	RCHS X Country Medicare	130.00	37.88	47.22	0.00	82.78
50E---	1512	2---	--	-----	130.00	37.88	47.22	0.00	0.00	82.78
50E050	1513	2120	00	000000	RCHS Dance IMRF	0.00	0.00	0.00	0.00	0.00
50E050	1513	2130	00	000000	RCHS Dance Team FICA	0.00	0.00	0.00	0.00	0.00
50E050	1513	2140	00	000000	RCHS Dance Med	0.00	0.00	0.00	0.00	0.00
50E---	1513	2---	--	-----	0.00	0.00	0.00	0.00	0.00	0.00
50E050	1520	2130	00	000000	RCHS Girls Tennis FICA	290.00	0.00	0.00	0.00	290.00
50E050	1520	2140	00	000000	RCHS Girls Tennis Medicare	75.00	0.00	0.00	0.00	75.00
50E---	1520	2---	--	-----	365.00	0.00	0.00	0.00	0.00	365.00
50E050	1521	2120	00	000000	RCHS Volleyball Wkrs IMRF	30.00	0.00	0.00	0.00	30.00
50E050	1521	2130	00	000000	RCHS Volleyball Wkrs FICA	265.00	0.00	0.00	0.00	265.00
50E050	1521	2140	00	000000	RCHS Volleyball Medi	160.00	0.00	0.00	0.00	160.00
50E---	1521	2---	--	-----	455.00	0.00	0.00	0.00	0.00	455.00
50E050	1522	2120	00	000000	RCHS Girls Basketball IMRF	55.00	0.00	0.00	0.00	55.00
50E050	1522	2130	00	000000	RCHS Grls Basketball Wkr FICA	135.00	0.00	0.00	0.00	135.00

200

Account Level					2023-24	August 2023-24	2023-24	2023-24	Encumbered	2023-24
FDTLOC	FUNC	OBJ	SJ	Description	Budget	Monthly Activity	FYTD Activity	Batch Activity	Amount	Available Funds
50E050	1522	2140	00 000000	RCHS Grls Basketballl Cch Med	265.00	0.00	0.00	0.00	0.00	265.00
50E---	1522	2---	-- -----		455.00	0.00	0.00	0.00	0.00	455.00
50E050	1523	2120	00 000000	RCHS Girls Track IMRF	0.00	0.00	0.00	0.00	0.00	0.00
50E050	1523	2130	00 000000	RCHS Girls Track FICA	450.00	0.00	0.00	0.00	0.00	450.00
50E050	1523	2140	00 000000	RCHS Girls Track Medicare	235.00	0.00	0.00	0.00	0.00	235.00
50E---	1523	2---	-- -----		685.00	0.00	0.00	0.00	0.00	685.00
50E050	1524	2120	00 000000	RCHS Girls Softball IMRF	0.00	0.00	0.00	0.00	0.00	0.00
50E050	1524	2130	00 000000	RCHS Girls Softball FICA	65.00	0.00	0.00	0.00	0.00	65.00
50E050	1524	2140	00 000000	RCHS Girls Softtball Medicare	210.00	0.00	0.00	0.00	0.00	210.00
50E---	1524	2---	-- -----		275.00	0.00	0.00	0.00	0.00	275.00
50E050	1525	2120	00 000000	RCHS Girls Soccer IMRF	0.00	0.00	0.00	0.00	0.00	0.00
50E050	1525	2130	00 000000	RCHS Girls Soccer FICA	525.00	0.00	0.00	0.00	0.00	525.00
50E050	1525	2140	00 000000	RCHS Girls Soccer Med	130.00	0.00	0.00	0.00	0.00	130.00
50E---	1525	2---	-- -----		655.00	0.00	0.00	0.00	0.00	655.00
50E050	1530	2130	00 000000	RCHS Boys Tennis FICA	370.00	0.00	0.00	0.00	0.00	370.00
50E050	1530	2140	00 000000	RCHS Boys Tennis Cch Med	90.00	0.00	0.00	0.00	0.00	90.00
50E---	1530	2---	-- -----		460.00	0.00	0.00	0.00	0.00	460.00
50E050	1531	2120	00 000000	RCHS Football IMRF	105.00	0.00	0.00	0.00	0.00	105.00
50E050	1531	2130	00 000000	RCHS Football FICA	790.00	0.00	0.00	0.00	0.00	790.00
50E050	1531	2140	00 000000	RCHS Football Coach Medicare	525.00	0.00	0.00	0.00	0.00	525.00
50E---	1531	2---	-- -----		1,420.00	0.00	0.00	0.00	0.00	1,420.00
50E050	1532	2120	00 000000	RCHS Boys Basketball IMRF	160.00	0.00	0.00	0.00	0.00	160.00
50E050	1532	2130	00 000000	RCHS Boys Basketball FICA	265.00	0.00	0.00	0.00	0.00	265.00
50E050	1532	2140	00 000000	RCHS Boys Basketball Medicare	315.00	0.00	0.00	0.00	0.00	315.00
50E---	1532	2---	-- -----		740.00	0.00	0.00	0.00	0.00	740.00
50E050	1533	2120	00 000000	RCHS Boys Track IMRF	55.00	0.00	0.00	0.00	0.00	55.00
50E050	1533	2130	00 000000	RCHS Boys Track FICA	125.00	0.00	0.00	0.00	0.00	125.00
50E050	1533	2140	00 000000	RCHS Boys Track Medicare	315.00	7.05	7.05	0.00	0.00	307.95
50E---	1533	2---	-- -----		495.00	7.05	7.05	0.00	0.00	487.95
50E050	1534	2120	00 000000	RCHS Boys Baseball IMRF	0.00	0.00	0.00	0.00	0.00	0.00
50E050	1534	2130	00 000000	RCHS Boys Baseball FICA	55.00	0.00	0.00	0.00	0.00	55.00
50E050	1534	2140	00 000000	RCHS Boys Baseball Med	160.00	0.00	0.00	0.00	0.00	160.00
50E---	1534	2---	-- -----		215.00	0.00	0.00	0.00	0.00	215.00
50E050	1536	2130	00 000000	RCHS Soccer Coach FICA	630.00	0.00	0.00	0.00	0.00	630.00
50E050	1536	2140	00 000000	RCHS Soccer Coach Med	160.00	0.00	0.00	0.00	0.00	160.00
50E---	1536	2---	-- -----		790.00	0.00	0.00	0.00	0.00	790.00
50E050	1537	2130	00 000000	HS Bass Fishing FICA	160.00	0.00	0.00	0.00	0.00	160.00
50E050	1537	2140	00 000000	HS Bass Fishing Medicare	40.00	0.00	0.00	0.00	0.00	40.00
50E---	1537	2---	-- -----		200.00	0.00	0.00	0.00	0.00	200.00
50E040	1540	2130	00 000000	RCMS AD FICA	0.00	0.00	0.00	0.00	0.00	0.00

201

Account Level					2023-24	August 2023-24	2023-24	2023-24	Encumbered	2023-24
FDTLOC	FUNC	OBJ	SJ	Description	Budget	Monthly Activity	FYTD Activity	Batch Activity	Amount	Available Funds
50E040	1540	2140	00 000000	RCMS AD Med	80.00	0.00	5.26	0.00	0.00	74.74
50E---	1540	2---	-- -----		80.00	0.00	5.26	0.00	0.00	74.74
50E040	1550	2130	00 000000	RCMS Chrlldr Spons FICA	290.00	0.00	0.00	0.00	0.00	290.00
50E040	1550	2140	00 000000	RCMS Cheerleader Medicare	75.00	0.00	0.00	0.00	0.00	75.00
50E---	1550	2---	-- -----		365.00	0.00	0.00	0.00	0.00	365.00
50E040	1551	2120	00 000000	RCMS X-Country IMRF	0.00	0.00	0.00	0.00	0.00	0.00
50E040	1551	2130	00 000000	RCMS X-Country FICA	65.00	0.00	0.00	0.00	0.00	65.00
50E040	1551	2140	00 000000	RCMS X-Country Medicare	65.00	0.00	0.00	0.00	0.00	65.00
50E---	1551	2---	-- -----		130.00	0.00	0.00	0.00	0.00	130.00
50E040	1552	2140	00 000000	RCMS Baseball Medicare	55.00	0.00	0.00	0.00	0.00	55.00
50E---	1552	2---	-- -----		55.00	0.00	0.00	0.00	0.00	55.00
50E040	1553	2140	00 000000	RCMS Softball Medicare	55.00	0.00	0.00	0.00	0.00	55.00
50E---	1553	2---	-- -----		55.00	0.00	0.00	0.00	0.00	55.00
50E040	1560	2120	00 000000	RCMS Girls Basketball IMRF	265.00	0.00	0.00	0.00	0.00	265.00
50E040	1560	2130	00 000000	RCMS Girls Basketball FICA	265.00	0.00	0.00	0.00	0.00	265.00
50E040	1560	2140	00 000000	RCMS Girls Basketball Medicare	130.00	0.00	0.00	0.00	0.00	130.00
50E---	1560	2---	-- -----		660.00	0.00	0.00	0.00	0.00	660.00
50E040	1561	2120	00 000000	RCMS Volleyball Workers IMRF	0.00	0.00	0.00	0.00	0.00	0.00
50E040	1561	2130	00 000000	RCMS Volleyball Workers FICA	265.00	0.00	0.00	0.00	0.00	265.00
50E040	1561	2140	00 000000	RCMS Volleyball Medicare	105.00	0.00	0.00	0.00	0.00	105.00
50E---	1561	2---	-- -----		370.00	0.00	0.00	0.00	0.00	370.00
50E040	1562	2120	00 000000	RCMS Girls Track IMRF	55.00	0.00	0.00	0.00	0.00	55.00
50E040	1562	2130	00 000000	RCMS Girls Track FICA	235.00	0.00	0.00	0.00	0.00	235.00
50E040	1562	2140	00 000000	RCMS Girls Track Med	210.00	0.00	0.00	0.00	0.00	210.00
50E---	1562	2---	-- -----		500.00	0.00	0.00	0.00	0.00	500.00
50E040	1563	2120	00 000000	RCMS 6th Girls Basketball IMRF	20.00	0.00	0.00	0.00	0.00	20.00
50E040	1563	2130	00 000000	RCMS 6th Girls Basketball FICA	190.00	0.00	0.00	0.00	0.00	190.00
50E040	1563	2140	00 000000	RCMS 6th Girls Basketb Medicare	55.00	0.00	0.00	0.00	0.00	55.00
50E---	1563	2---	-- -----		265.00	0.00	0.00	0.00	0.00	265.00
50E040	1564	2120	00 000000	RCMS 6th Boys Basketball IMRF	25.00	0.00	0.00	0.00	0.00	25.00
50E040	1564	2130	00 000000	RCMS 6th Boys Basketball FICA	210.00	0.00	0.00	0.00	0.00	210.00
50E040	1564	2140	00 000000	RCMS 6th Boy Basketbl Medicare	55.00	0.00	0.00	0.00	0.00	55.00
50E---	1564	2---	-- -----		290.00	0.00	0.00	0.00	0.00	290.00
50E040	1570	2120	00 000000	RCMS Boys Basketball IMRF	525.00	0.00	0.00	0.00	0.00	525.00
50E040	1570	2130	00 000000	RCMS Boys Basketball FICA	525.00	0.00	0.00	0.00	0.00	525.00
50E040	1570	2140	00 000000	RCMS Boys Basketball Medicare	165.00	0.00	0.00	0.00	0.00	165.00
50E---	1570	2---	-- -----		1,215.00	0.00	0.00	0.00	0.00	1,215.00
50E040	1571	2120	00 000000	RCMS Boys Track IMRF	55.00	0.00	0.00	0.00	0.00	55.00
50E040	1571	2130	00 000000	RCMS Boys Track FICA	525.00	0.00	0.00	0.00	0.00	525.00
50E040	1571	2140	00 000000	RCMS Boys Track Medicare	135.00	0.00	0.00	0.00	0.00	135.00

202

Account Level				2023-24	August 2023-24	2023-24	2023-24	Encumbered	2023-24	
FDTLOC	FUNC	OBJ	SJ	Description	Budget	Monthly Activity	FYTD Activity	Batch Activity	Amount	Available Funds
50E---	1571	2---	--	-----	715.00	0.00	0.00	0.00	0.00	715.00
50E050	1572	2120	00	000000	55.00	0.00	0.00	0.00	0.00	55.00
50E050	1572	2130	00	000000	525.00	0.00	0.00	0.00	0.00	525.00
50E050	1572	2140	00	000000	105.00	0.00	0.00	0.00	0.00	105.00
50E---	1572	2---	--	-----	685.00	0.00	0.00	0.00	0.00	685.00
50E040	1575	2140	00	000000	55.00	3.09	6.17	0.00	0.00	48.83
50E---	1575	2---	--	-----	55.00	3.09	6.17	0.00	0.00	48.83
50E040	1576	2140	00	000000	30.00	1.58	3.19	0.00	0.00	26.81
50E---	1576	2---	--	-----	30.00	1.58	3.19	0.00	0.00	26.81
50E050	1580	2130	00	000000	0.00	0.00	0.00	0.00	0.00	0.00
50E050	1580	2140	00	000000	105.00	0.00	0.00	0.00	0.00	105.00
50E---	1580	2---	--	-----	105.00	0.00	0.00	0.00	0.00	105.00
50E050	1581	2130	00	000000	55.00	0.00	0.00	0.00	0.00	55.00
50E050	1581	2140	00	000000	105.00	0.00	0.00	0.00	0.00	105.00
50E---	1581	2---	--	-----	160.00	0.00	0.00	0.00	0.00	160.00
50E050	1582	2130	00	000000	160.00	0.00	0.00	0.00	0.00	160.00
50E050	1582	2140	00	000000	235.00	0.00	0.00	0.00	0.00	235.00
50E---	1582	2---	--	-----	395.00	0.00	0.00	0.00	0.00	395.00
50E050	1583	2130	00	000000	105.00	0.00	0.00	0.00	0.00	105.00
50E050	1583	2140	00	000000	210.00	63.08	72.22	0.00	0.00	137.78
50E---	1583	2---	--	-----	315.00	63.08	72.22	0.00	0.00	242.78
50E050	1584	2140	00	000000	0.00	0.00	0.00	0.00	0.00	0.00
50E---	1584	2---	--	-----	0.00	0.00	0.00	0.00	0.00	0.00
50E050	1585	2140	00	000000	105.00	7.09	14.15	0.00	0.00	90.85
50E---	1585	2---	--	-----	105.00	7.09	14.15	0.00	0.00	90.85
50E050	1586	2140	00	000000	45.00	3.06	6.12	0.00	0.00	38.88
50E---	1586	2---	--	-----	45.00	3.06	6.12	0.00	0.00	38.88
50E050	1588	2120	00	000000	30.00	0.00	0.00	0.00	0.00	30.00
50E050	1588	2130	00	000000	30.00	0.00	0.00	0.00	0.00	30.00
50E050	1588	2140	00	000000	30.00	0.00	0.00	0.00	0.00	30.00
50E---	1588	2---	--	-----	90.00	0.00	0.00	0.00	0.00	90.00
50E050	1589	2140	00	000000	65.00	3.60	7.18	0.00	0.00	57.82
50E---	1589	2---	--	-----	65.00	3.60	7.18	0.00	0.00	57.82
50E050	1590	2120	00	000000	675.00	37.38	74.00	0.00	0.00	601.00
50E050	1590	2130	00	000000	365.00	26.48	52.42	0.00	0.00	312.58
50E050	1590	2140	00	000000	95.00	6.20	12.26	0.00	0.00	82.74
50E---	1590	2---	--	-----	1,135.00	70.06	138.68	0.00	0.00	996.32
50E040	1591	2140	00	000000	65.00	4.26	8.52	0.00	0.00	56.48
50E---	1591	2---	--	-----	65.00	4.26	8.52	0.00	0.00	56.48
50E040	1593	2140	00	000000	105.00	0.00	0.00	0.00	0.00	105.00

203

Account Level				2023-24	August 2023-24	2023-24	2023-24	Encumbered	2023-24	
FDTLOC	FUNC	OBJ	SJ	Description	Budget	Monthly Activity	FYTD Activity	Batch Activity	Amount	Available Funds
50E---	1593	2---	--	-----	105.00	0.00	0.00	0.00	0.00	105.00
50E040	1594	2140	00	000000	RCMS Drama Spon Medicare	30.00	0.00	0.00	0.00	30.00
50E---	1594	2---	--	-----	30.00	0.00	0.00	0.00	0.00	30.00
50E040	1598	2120	00	000000	RCMS Dance/Grad IMRF	10.00	0.00	0.00	0.00	10.00
50E040	1598	2130	00	000000	RCMS Dance/Grad FICA	10.00	0.00	0.00	0.00	10.00
50E040	1598	2140	00	000000	RCMS Dance/Grad Medicare	10.00	0.00	0.00	0.00	10.00
50E---	1598	2---	--	-----	30.00	0.00	0.00	0.00	0.00	30.00
50E040	1599	2140	00	000000	RCMS Math Counts Sponsor Med	25.00	0.00	0.00	0.00	25.00
50E---	1599	2---	--	-----	25.00	0.00	0.00	0.00	0.00	25.00
50E050	1700	2120	00	000000	RCHS Dr Ed TA IMRF	0.00	0.00	0.00	0.00	0.00
50E050	1700	2130	00	000000	RCHS Dr Ed TA FICA	0.00	0.00	0.00	0.00	0.00
50E050	1700	2140	00	000000	RCHS Dr Ed Medicare	1,365.00	143.11	182.81	0.00	1,182.19
50E---	1700	2---	--	-----	1,365.00	143.11	182.81	0.00	0.00	1,182.19
50E010	1800	2120	00	000000	LLS Aide IMRF	2,100.00	159.68	319.36	0.00	1,780.64
50E010	1800	2130	00	000000	LLS AIDE FICA	1,050.00	111.30	222.60	0.00	827.40
50E010	1800	2140	00	000000	LLS Aide Med	525.00	26.04	52.08	0.00	472.92
50E---	1800	2---	--	-----	3,675.00	297.02	594.04	0.00	0.00	3,080.96
50E550	1900	2120	00	550000	TAOEP IMRF	0.00	0.00	0.00	0.00	0.00
50E750	1900	2120	00	750000	TAOEP IMRF	10.00	0.00	0.00	0.00	10.00
50E550	1900	2130	00	550000	TAOEP FICA	0.00	0.00	0.00	0.00	0.00
50E750	1900	2130	00	750000	TAOEP FICA	0.00	0.00	0.00	0.00	0.00
50E550	1900	2140	00	550000	TAOEP Med	0.00	0.00	0.00	0.00	0.00
50E750	1900	2140	00	750000	TAOEP Med	0.00	0.00	0.00	0.00	0.00
50E---	1900	2---	--	-----	10.00	0.00	0.00	0.00	0.00	10.00
50E---	1---	----	--	-----	438,405.00	22,251.55	44,201.82	0.00	0.00	394,203.18
50E550	2110	2120	00	550000	TAEOP IMRF	0.00	0.00	0.00	0.00	0.00
50E750	2110	2120	00	750000	TAOEP IMRF	0.00	0.00	0.00	0.00	0.00
50E020	2110	2130	00	000000	RCES Guidance FICA	0.00	0.00	0.00	0.00	0.00
50E550	2110	2130	00	550000	TAOEP FICA	0.00	0.00	0.00	0.00	0.00
50E750	2110	2130	00	750000	TAOEP FICA	0.00	0.00	0.00	0.00	0.00
50E010	2110	2140	00	000000	Social Worker Med	525.00	0.00	0.00	0.00	525.00
50E020	2110	2140	00	000000	RCES Guidance Medicare	0.00	0.00	0.00	0.00	0.00
50E342	2110	2140	00	000000	ESSER II Social Wrkr Medicare	100.00	0.00	23.16	0.00	76.84
50E550	2110	2140	00	550000	TAOEP	0.00	0.00	0.00	0.00	0.00
50E750	2110	2140	00	750000	TAOEP Social Worker Med	0.00	0.00	0.00	0.00	0.00
50E---	2110	2---	--	-----	625.00	0.00	23.16	0.00	0.00	601.84
50E020	2120	2120	00	000000	RCES Guid IMRF	0.00	0.00	0.00	0.00	0.00
50E050	2120	2120	00	000000	RCHS Guidance IMRF	3,150.00	460.00	685.50	0.00	2,464.50
50E070	2120	2120	00	000000	21st Century IMRF	0.00	0.00	0.00	0.00	0.00
50E020	2120	2130	00	000000	RCES Guid FICA	160.00	0.00	0.00	0.00	160.00

204

Account Level				2023-24	August 2023-24	2023-24	2023-24	Encumbered	2023-24	
FDTLOC	FUNC	OBJ	SJ	Description	Budget	Monthly Activity	FYTD Activity	Batch Activity	Amount	Available Funds
50E050	2120	2130	00	000000	RCHS Guidance FICA	1,250.00	267.50	368.64	0.00	881.36
50E070	2120	2130	00	000000	21st Century IMRF	0.00	0.00	0.00	0.00	0.00
50E020	2120	2140	00	000000	RCES Guid Med	1,600.00	107.68	215.42	0.00	1,384.58
50E040	2120	2140	00	000000	RCMS Guid Medicare	1,000.00	45.52	91.35	0.00	908.65
50E050	2120	2140	00	000000	RCHS Guidance Medicare	1,900.00	169.70	300.50	0.00	1,599.50
50E070	2120	2140	00	000000	21st Century Med	25.00	0.00	0.00	0.00	25.00
50E342	2120	2140	00	000000	ESSER II Guidance Medicare	150.00	0.00	0.00	0.00	150.00
50E470	2120	2140	00	470000	21st Century Med	0.00	0.00	0.00	0.00	0.00
50E---	2120	2---	--	-----		9,235.00	1,050.40	1,661.41	0.00	7,573.59
50E010	2130	2120	00	000000	District Nurse Aide IMRF	3,000.00	453.84	892.00	0.00	2,108.00
50E342	2130	2120	00	342000	ESSER II Social Worker IMRF	100.00	0.00	0.00	0.00	100.00
50E010	2130	2130	00	000000	District Nurse FICA	2,100.00	315.40	619.68	0.00	1,480.32
50E342	2130	2130	00	342000	ESSER II Social Worker FICA	100.00	0.00	0.00	0.00	100.00
50E010	2130	2140	00	000000	District Nurse Medicare	2,500.00	200.74	398.88	0.00	2,101.12
50E342	2130	2140	00	342000	ESSER II Social Work Medicare	25.00	0.00	0.00	0.00	25.00
50E---	2130	2---	--	-----		7,825.00	969.98	1,910.56	0.00	5,914.44
50E140	2140	2140	00	140000	Psychologist Med	0.00	0.00	0.00	0.00	0.00
50E---	2140	2---	--	-----		0.00	0.00	0.00	0.00	0.00
50E280	2150	2120	00	280000	District Speech IMRF	0.00	0.00	0.00	0.00	0.00
50E280	2150	2130	00	280000	District Speech FICA	0.00	0.00	0.00	0.00	0.00
50E150	2150	2140	00	150000	Speech Path Med	0.00	0.00	0.00	0.00	0.00
50E280	2150	2140	00	280000	District Speech Medicare	4,200.00	289.81	580.08	0.00	3,619.92
50E---	2150	2---	--	-----		4,200.00	289.81	580.08	0.00	3,619.92
50E020	2190	2120	00	000000	RCES Supervision Aide IMRF	10,000.00	276.58	553.16	0.00	9,446.84
50E020	2190	2130	00	000000	RCES Supervision Aide FICA	8,500.00	195.22	390.44	0.00	8,109.56
50E020	2190	2140	00	000000	RCES Behavior Intervention Med	1,500.00	45.64	91.28	0.00	1,408.72
50E---	2190	2---	--	-----		20,000.00	517.44	1,034.88	0.00	18,965.12
50E070	2210	2120	00	000000	21st Century IMRF	50.00	0.00	0.00	0.00	50.00
50E100	2210	2120	00	100000	Title I IMRF	0.00	0.00	0.00	0.00	0.00
50E110	2210	2120	00	110000	PreK Improv Instr IMRF	0.00	0.00	0.00	0.00	0.00
50E120	2210	2120	00	120000	Improv Instruc Laptop IMRF	0.00	0.00	0.00	0.00	0.00
50E170	2210	2120	00	170000	Title IV IMRF	0.00	0.00	0.00	0.00	0.00
50E180	2210	2120	01	180000	RTtT NC IMRF	0.00	0.00	0.00	0.00	0.00
50E330	2210	2120	00	330000	Title II IMRF	0.00	0.00	0.00	0.00	0.00
50E340	2210	2120	00	340000	ESSER Prof Development IMRF	0.00	0.00	0.00	0.00	0.00
50E470	2210	2120	00	470000	21st Century IMRF	0.00	0.00	0.00	0.00	0.00
50E500	2210	2120	00	500000	Title I Improv Inst IMRF	0.00	0.00	0.00	0.00	0.00
50E510	2210	2120	00	510000	PreK Improv Inst IMRF	0.00	0.00	0.00	0.00	0.00
50E530	2210	2120	00	530000	Title II IMRF	0.00	0.00	0.00	0.00	0.00
50E070	2210	2130	00	000000	21st Century FICA	105.00	0.00	0.00	0.00	105.00

Account Level				2023-24	August 2023-24	2023-24	2023-24	Encumbered	2023-24	
FDTLOC	FUNC	OBJ	SJ	Description	Budget	Monthly Activity	FYTD Activity	Batch Activity	Amount	Available Funds
50E100	2210	2130	00	100000	Title I Improv Of Instru FICA	0.00	0.00	0.00	0.00	0.00
50E110	2210	2130	00	110000	Pre K Imp Inst FICA	0.00	0.00	0.00	0.00	0.00
50E120	2210	2130	00	120000	Improve Instruc Laptop FICA	0.00	0.00	0.00	0.00	0.00
50E170	2210	2130	00	170000	Title IV Imp Inst FICA	0.00	0.00	0.00	0.00	0.00
50E180	2210	2130	00	180000	RTT Improv Inst FICA	0.00	0.00	0.00	0.00	0.00
50E180	2210	2130	01	180000	RTTT FICA	0.00	0.00	0.00	0.00	0.00
50E330	2210	2130	00	330000	Title II FICA	0.00	0.00	0.00	0.00	0.00
50E340	2210	2130	00	340000	ESSER Prof Development FICA	0.00	0.00	0.00	0.00	0.00
50E470	2210	2130	00	470000	21st Century FICA	0.00	0.00	0.00	0.00	0.00
50E500	2210	2130	00	500000	Title I FICA/NC	0.00	0.00	0.00	0.00	0.00
50E510	2210	2130	00	510000	At Risk Fica/NC	30.00	0.00	0.00	0.00	30.00
50E530	2210	2130	00	530000	Title II FICA	0.00	0.00	0.00	0.00	0.00
50E810	2210	2130	00	810000	ROE Flow Thru FICA	0.00	0.00	0.00	0.00	0.00
50E010	2210	2140	00	000000	Improv of Instru Dist Med	0.00	0.00	0.00	0.00	0.00
50E060	2210	2140	00	000000	Fine Arts Grant Med	0.00	0.00	0.00	0.00	0.00
50E070	2210	2140	00	000000	21st Century Med	50.00	0.00	0.00	0.00	50.00
50E100	2210	2140	00	100000	Title I Improv Medicare	0.00	14.64	15.45	0.00	-15.45
50E110	2210	2140	00	110000	PreK Improv Instr Med	0.00	0.00	0.00	0.00	0.00
50E120	2210	2140	00	120000	Improv Instruc Laptop Grant	0.00	0.00	0.00	0.00	0.00
50E170	2210	2140	00	170000	Title IV SUB MED	50.00	0.00	0.00	0.00	50.00
50E180	2210	2140	00	180000	RTT Improv Inst Med	0.00	0.00	0.00	0.00	0.00
50E180	2210	2140	01	180000	RTTT I Mentoring MED	0.00	0.00	0.00	0.00	0.00
50E270	2210	2140	00	270000	Title I S&A Impr Inst Med	0.00	0.00	0.00	0.00	0.00
50E330	2210	2140	00	330000	Title II Teach Medicare	0.00	0.00	0.00	0.00	0.00
50E340	2210	2140	00	340000	ESSER Prof Development Medicar	0.00	0.81	0.81	0.00	-0.81
50E342	2210	2140	00	000000	ESSER II Imp Of Instr Medicare	600.00	125.72	206.73	0.00	393.27
50E343	2210	2140	00	000000	Instructional Tech Coach Med	1,000.00	0.00	0.00	0.00	1,000.00
50E470	2210	2140	00	470000	21st Century Med	0.00	0.00	0.00	0.00	0.00
50E480	2210	2140	00	480000	Ag 3 Circles Med	165.00	0.00	0.00	0.00	165.00
50E490	2210	2140	00	490000	Ag Grant Medicare	0.00	0.00	0.00	0.00	0.00
50E500	2210	2140	00	500000	Title I Med	30.00	0.00	0.00	0.00	30.00
50E510	2210	2140	00	510000	At Risk Med	30.00	5.70	5.70	0.00	24.30
50E530	2210	2140	00	530000	Prior Yr Title II Med	30.00	0.00	0.00	0.00	30.00
50E570	2210	2140	00	570000	Title IV Improv Instru Med	40.00	0.00	0.00	0.00	40.00
50E810	2210	2140	00	810000	Pat Burk Flow Thru MED	0.00	0.00	0.00	0.00	0.00
50E---	2210	2---	--	-----		2,180.00	146.87	228.69	0.00	1,951.31
50E020	2220	2120	00	000000	RCES IMC IMRF	0.00	0.00	0.00	0.00	0.00
50E040	2220	2120	00	000000	RCMS IMC IMRF	0.00	0.00	0.00	0.00	0.00
50E050	2220	2120	00	000000	RCHS IMC IMRF	420.00	0.00	0.00	0.00	420.00
50E020	2220	2130	00	000000	RCES IMC FICA	0.00	0.00	0.00	0.00	0.00

206

Account Level				2023-24	August 2023-24	2023-24	2023-24	Encumbered	2023-24	
FDTLOC	FUNC	OBJ	SJ	Description	Budget	Monthly Activity	FYTD Activity	Batch Activity	Amount	Available Funds
50E040	2220	2130	00 000000	RCMS IMC FICA	0.00	0.00	0.00	0.00	0.00	0.00
50E050	2220	2130	00 000000	RCHS IMC FICA	235.00	0.00	0.00	0.00	0.00	235.00
50E020	2220	2140	00 000000	RCES IMC Medicare	1,150.00	70.16	138.77	0.00	0.00	1,011.23
50E040	2220	2140	00 000000	RCMS IMC Medicare	750.00	50.74	101.48	0.00	0.00	648.52
50E050	2220	2140	00 000000	RCHS IMC Medicare	525.00	83.58	167.16	0.00	0.00	357.84
50E---	2220	2---	-- -----		3,080.00	204.48	407.41	0.00	0.00	2,672.59
50E340	2230	2140	00 340000	ESSER MTSS Medicare	0.00	0.00	0.00	0.00	0.00	0.00
50E---	2230	2---	-- -----		0.00	0.00	0.00	0.00	0.00	0.00
50E010	2310	2120	00 000000	BOE Treasure/Sec IMRF	900.00	45.44	90.88	0.00	0.00	809.12
50E010	2310	2130	00 000000	BOE Treasure/Sec FICA	525.00	32.24	64.48	0.00	0.00	460.52
50E010	2310	2140	00 000000	BOE Treas/Sec Med	105.00	7.56	15.12	0.00	0.00	89.88
50E---	2310	2---	-- -----		1,530.00	85.24	170.48	0.00	0.00	1,359.52
50E010	2320	2120	00 000000	Supt Office IMRF	5,500.00	380.26	760.52	0.00	0.00	4,739.48
50E010	2320	2130	00 000000	Supt Office FICA	4,500.00	269.74	539.48	0.00	0.00	3,960.52
50E010	2320	2140	00 000000	Supt Office Medicare	4,000.00	285.01	533.37	0.00	0.00	3,466.63
50E---	2320	2---	-- -----		14,000.00	935.01	1,833.37	0.00	0.00	12,166.63
50E010	2330	2120	00 000000	Asst Supt Sec IMRF	4,100.00	304.20	608.40	0.00	0.00	3,491.60
50E070	2330	2120	00 000000	21st Century Sec IMRF	235.00	0.00	0.00	0.00	0.00	235.00
50E100	2330	2120	00 100000	Title I Admin IMRF	0.00	0.00	0.00	0.00	0.00	0.00
50E110	2330	2120	00 110000	PreK Administrative IMRF	315.00	157.86	315.72	0.00	0.00	-0.72
50E470	2330	2120	00 470000	21st Century IMRF	0.00	0.00	0.00	0.00	0.00	0.00
50E500	2330	2120	00 500000	Title I IMRF	105.00	0.00	0.00	0.00	0.00	105.00
50E510	2330	2120	00 510000	PreK Admin IMRF Prior	1,800.00	0.00	0.00	0.00	0.00	1,800.00
50E010	2330	2130	00 000000	Asst Supt Sec FICA	3,600.00	203.14	406.28	0.00	0.00	3,193.72
50E070	2330	2130	00 000000	21st Century FICA	135.00	0.00	0.00	0.00	0.00	135.00
50E100	2330	2130	00 100000	Title I Admin FICA	0.00	0.00	0.00	0.00	0.00	0.00
50E110	2330	2130	00 110000	PreK Administrative FICA	165.00	110.20	220.40	0.00	0.00	-55.40
50E470	2330	2130	00 470000	21st Century FICA	10.00	0.00	0.00	0.00	0.00	10.00
50E500	2330	2130	00 500000	Title I FICA	265.00	0.00	0.00	0.00	0.00	265.00
50E510	2330	2130	00 510000	PreK Admin FICA Prior	1,150.00	0.00	0.00	0.00	0.00	1,150.00
50E010	2330	2140	00 000000	Building & Grounds Dir Med	3,300.00	199.16	398.32	0.00	0.00	2,901.68
50E070	2330	2140	00 000000	21st Century Med	105.00	0.00	0.00	0.00	0.00	105.00
50E100	2330	2140	00 100000	Title I Adm Medicare	0.00	0.00	0.00	0.00	0.00	0.00
50E110	2330	2140	00 110000	PreK Adm Med	50.00	25.78	51.56	0.00	0.00	-1.56
50E345	2330	2140	00 345000	ARP McKin Ven Liaison Medicare	75.00	0.00	0.00	0.00	0.00	75.00
50E470	2330	2140	00 470000	21st Century Med	160.00	0.00	0.00	0.00	0.00	160.00
50E500	2330	2140	00 500000	Title I Med	160.00	16.86	33.72	0.00	0.00	126.28
50E510	2330	2140	00 510000	PreK Admin Med	315.00	0.00	0.00	0.00	0.00	315.00
50E---	2330	2---	-- -----		16,045.00	1,017.20	2,034.40	0.00	0.00	14,010.60
50E110	2331	2120	00 110000	PI Sec IMRF	215.00	67.64	135.28	0.00	0.00	79.72

207

Account Level				2023-24	August 2023-24	2023-24	2023-24	Encumbered	2023-24	
FDTLOC	FUNC	OBJ	SJ	Description	Budget	Monthly Activity	FYTD Activity	Batch Activity	Amount	Available Funds
50E280	2331	2120	00	280000	Sp Ed Sec IMRF	21,000.00	238.02	476.04	0.00	20,523.96
50E510	2331	2120	00	510000	PI Adm Sec IMRF	950.00	0.00	0.00	0.00	950.00
50E110	2331	2130	00	110000	PI Sec FICA	125.00	47.24	94.48	0.00	30.52
50E280	2331	2130	00	280000	Sp Ed Sec FICA	2,100.00	167.02	333.92	0.00	1,766.08
50E510	2331	2130	00	510000	PI Adm Fica	775.00	0.00	0.00	0.00	775.00
50E110	2331	2140	00	110000	PI Sec Med	30.00	11.04	22.08	0.00	7.92
50E280	2331	2140	00	280000	Sp Needs Dir Med	2,250.00	200.76	401.50	0.00	1,848.50
50E510	2331	2140	00	510000	Pre K Adm Sec Med	210.00	0.00	0.00	0.00	210.00
50E---	2331	2---	--	-----		27,655.00	731.72	1,463.30	0.00	26,191.70
50E320	2333	2140	00	320000	Building Grounds Dir Med	0.00	0.00	0.00	0.00	0.00
50E---	2333	2---	--	-----		0.00	0.00	0.00	0.00	0.00
50E015	2410	2120	00	000000	ELC Principal IMRF	500.00	0.00	0.00	0.00	500.00
50E020	2410	2120	00	000000	RCES Principal IMRF	5,000.00	702.89	1,461.32	0.00	3,538.68
50E030	2410	2120	00	000000	WRES Prins IMRF	0.00	0.00	0.00	0.00	0.00
50E040	2410	2120	00	000000	RCMS Principal IMRF	5,000.00	396.58	796.52	0.00	4,203.48
50E050	2410	2120	00	000000	RCHS Principal IMRF	12,000.00	1,143.10	2,289.79	0.00	9,710.21
50E015	2410	2130	00	000000	ELC Principal FICA	500.00	0.00	0.00	0.00	500.00
50E020	2410	2130	00	000000	RCES Principal FICA	4,500.00	494.04	1,027.59	0.00	3,472.41
50E030	2410	2130	00	000000	WRES Princ FICA	0.00	0.00	0.00	0.00	0.00
50E040	2410	2130	00	000000	RCMS Principal FICA	4,000.00	274.30	558.01	0.00	3,441.99
50E050	2410	2130	00	000000	RCHS Principal FICA	10,000.00	798.22	1,598.98	0.00	8,401.02
50E015	2410	2140	00	000000	ELC Principal Medicare	250.00	109.28	218.56	0.00	31.44
50E020	2410	2140	00	000000	RCES Principal Medicare	7,500.00	339.03	672.30	0.00	6,827.70
50E030	2410	2140	00	000000	WRES Princ MED	0.00	0.00	0.00	0.00	0.00
50E040	2410	2140	00	000000	RCMS Principal Medicare	3,600.00	266.96	532.62	0.00	3,067.38
50E050	2410	2140	00	000000	RCHS Principal Medicare	4,200.00	397.82	788.10	0.00	3,411.90
50E---	2410	2---	--	-----		57,050.00	4,922.22	9,943.79	0.00	47,106.21
50E010	2490	2140	00	000000	Program Suprvr Medicare	0.00	0.00	0.00	0.00	0.00
50E020	2490	2140	00	000000	RCES Team Leader Medicare	0.00	0.00	0.00	0.00	0.00
50E040	2490	2140	00	000000	RCMS Team Leader Medicare	0.00	0.00	0.00	0.00	0.00
50E050	2490	2140	00	000000	RCHS Team leader Medicare	235.00	0.00	0.00	0.00	235.00
50E---	2490	2---	--	-----		235.00	0.00	0.00	0.00	235.00
50E010	2520	2120	00	000000	Fiscal Service IMRF	11,000.00	730.08	1,460.16	0.00	9,539.84
50E010	2520	2130	00	000000	Fiscal Services FICA	9,500.00	425.86	851.72	0.00	8,648.28
50E010	2520	2140	00	000000	Fiscal Serv Med	1,800.00	99.58	199.16	0.00	1,600.84
50E---	2520	2---	--	-----		22,300.00	1,255.52	2,511.04	0.00	19,788.96
50E010	2540	2120	00	000000	IMRF	105.00	0.00	0.00	0.00	105.00
50E015	2540	2120	00	000000	ELC Custodian IMRF	4,000.00	130.18	130.18	0.00	3,869.82
50E020	2540	2120	00	000000	RCES Cust IMRF	25,000.00	1,568.81	3,074.90	0.00	21,925.10
50E030	2540	2120	00	000000	WRES Cust IMRF	0.00	0.00	0.00	0.00	0.00

208

Account Level				2023-24	August 2023-24	2023-24	2023-24	Encumbered	2023-24		
FDTLOC	FUNC	OBJ	SJ	Description	Budget	Monthly Activity	FYTD Activity	Batch Activity	Amount	Available Funds	
50E040	2540	2120	00	000000	RCMS Custodial IMRF	17,000.00	1,207.54	2,369.13	0.00	0.00	14,630.87
50E050	2540	2120	00	000000	RCHS Custodial IMRF	35,000.00	1,983.83	3,723.54	0.00	0.00	31,276.46
50E010	2540	2130	00	000000	FICA	0.00	0.00	0.00	0.00	0.00	0.00
50E015	2540	2130	00	000000	ELC Custodian FICA	3,500.00	91.21	91.21	0.00	0.00	3,408.79
50E020	2540	2130	00	000000	RCES Cust FICA	21,000.00	1,044.76	2,089.56	0.00	0.00	18,910.44
50E030	2540	2130	00	000000	WRES Cust FICA	0.00	0.00	0.00	0.00	0.00	0.00
50E040	2540	2130	00	000000	RCMS Custodial FICA	15,000.00	757.98	1,494.19	0.00	0.00	13,505.81
50E050	2540	2130	00	000000	RCHS Custodial FICA	30,000.00	1,278.71	2,403.21	0.00	0.00	27,596.79
50E010	2540	2140	00	000000	MEDICARE	0.00	0.00	0.00	0.00	0.00	0.00
50E015	2540	2140	00	000000	ELC Custodian Medicare	750.00	21.33	21.33	0.00	0.00	728.67
50E020	2540	2140	00	000000	RCES Cust Med	3,000.00	244.34	486.13	0.00	0.00	2,513.87
50E030	2540	2140	00	000000	WRES Cust Med	0.00	0.00	0.00	0.00	0.00	0.00
50E040	2540	2140	00	000000	RCMS Custodial Med	2,750.00	177.28	349.46	0.00	0.00	2,400.54
50E050	2540	2140	00	000000	RCHS Custodial Med	7,500.00	299.05	562.04	0.00	0.00	6,937.96
50E---	2540	2---	--	-----		164,605.00	8,805.02	16,794.88	0.00	0.00	147,810.12
50E010	2541	2120	00	000000	District Maint IMRF	7,500.00	479.14	901.56	0.00	0.00	6,598.44
50E010	2541	2130	00	000000	District Maint FICA	6,500.00	328.85	617.46	0.00	0.00	5,882.54
50E010	2541	2140	00	000000	District Maint Med	1,050.00	76.91	144.41	0.00	0.00	905.59
50E---	2541	2---	--	-----		15,050.00	884.90	1,663.43	0.00	0.00	13,386.57
50E010	2542	2120	00	000000	District Summer Maint IMRF	7,000.00	828.47	1,659.95	0.00	0.00	5,340.05
50E010	2542	2130	00	000000	District Summer Maint FICA	6,000.00	1,481.78	3,007.84	0.00	0.00	2,992.16
50E010	2542	2140	00	000000	District Summer Maint Med	1,050.00	346.55	703.43	0.00	0.00	346.57
50E---	2542	2---	--	-----		14,050.00	2,656.80	5,371.22	0.00	0.00	8,678.78
50E070	2550	2120	00	000000	21st Century Trans IMRF	1,600.00	0.00	0.00	0.00	0.00	1,600.00
50E080	2550	2120	00	000000	Trans IMRF	6,000.00	501.22	994.58	0.00	0.00	5,005.42
50E080	2550	2120	61	000000	Trans Reg Driver IMRF	60,000.00	1,669.31	3,387.50	0.00	0.00	56,612.50
50E080	2550	2120	70	000000	TRans Sec IMRF	12,000.00	1,256.05	2,134.47	0.00	0.00	9,865.53
50E100	2550	2120	00	100000	Summer School IMRF	0.00	126.34	166.98	0.00	0.00	-166.98
50E110	2550	2120	00	110000	PreK Trans IMRF	850.00	0.00	0.00	0.00	0.00	850.00
50E210	2550	2120	00	210000	ROE Pre K Trans IMRF	0.00	0.00	0.00	0.00	0.00	0.00
50E345	2550	2120	61	000000	ARP McKin Vento Transp IMRF	50.00	0.00	0.00	0.00	0.00	50.00
50E470	2550	2120	00	470000	21st Century IMRF	735.00	0.00	0.00	0.00	0.00	735.00
50E500	2550	2120	00	500000	Title I Summer School IMRF	105.00	0.00	0.00	0.00	0.00	105.00
50E510	2550	2120	00	510000	Prek Trans IMRF	6,800.00	0.00	0.00	0.00	0.00	6,800.00
50E610	2550	2120	00	610000	Trans Voc Ed IMRF	0.00	0.00	0.00	0.00	0.00	0.00
50E620	2550	2120	00	620000	Trans Spec Ed IMRF	6,300.00	6.03	6.03	0.00	0.00	6,293.97
50E070	2550	2130	00	000000	21st Century Trans FICA	525.00	0.00	0.00	0.00	0.00	525.00
50E080	2550	2130	00	000000	Trans FICA	5,500.00	354.06	703.18	0.00	0.00	4,796.82
50E080	2550	2130	61	000000	TRANS Reg Driver FICA	40,000.00	1,056.16	2,144.11	0.00	0.00	37,855.89
50E080	2550	2130	70	000000	Trans Sec FICA	10,000.00	878.67	1,501.81	0.00	0.00	8,498.19

209

Account Level				2023-24	August 2023-24	2023-24	2023-24	Encumbered	2023-24		
FDTLOC	FUNC	OBJ	SJ	Description	Budget	Monthly Activity	FYTD Activity	Batch Activity	Amount	Available Funds	
50E100	2550	2130	00	100000	Summer School FICA	0.00	88.56	116.91	0.00	0.00	-116.91
50E110	2550	2130	00	110000	PreK Trans FICA	475.00	1.63	1.63	0.00	0.00	473.37
50E210	2550	2130	00	210000	ROE Pre K Trans FICA	0.00	0.00	0.00	0.00	0.00	0.00
50E345	2550	2130	61	000000	ARP McKin Ven Transp FICA	25.00	0.00	0.00	0.00	0.00	25.00
50E470	2550	2130	00	470000	21st Century FICA	435.00	0.00	0.00	0.00	0.00	435.00
50E500	2550	2130	00	500000	Title I Summer School FICA	105.00	0.00	0.00	0.00	0.00	105.00
50E510	2550	2130	00	510000	Prek Trans FICA	4,750.00	0.00	0.00	0.00	0.00	4,750.00
50E610	2550	2130	00	610000	Trans Voc Ed FICA	0.00	0.00	0.00	0.00	0.00	0.00
50E620	2550	2130	00	620000	Trans Spec Ed FICA	5,250.00	4.27	4.27	0.00	0.00	5,245.73
50E070	2550	2140	00	000000	21st Century Trans Med	210.00	0.00	0.00	0.00	0.00	210.00
50E080	2550	2140	00	000000	Trans Medicare	2,100.00	82.78	164.42	0.00	0.00	1,935.58
50E080	2550	2140	61	000000	Trans Reg Driv Med	7,500.00	246.98	501.41	0.00	0.00	6,998.59
50E080	2550	2140	70	000000	Trans Sec Med	2,000.00	205.50	351.24	0.00	0.00	1,648.76
50E100	2550	2140	00	100000	Summer School MED	0.00	20.72	27.35	0.00	0.00	-27.35
50E110	2550	2140	00	110000	PreK Trans Med	105.00	0.38	0.38	0.00	0.00	104.62
50E345	2550	2140	61	000000	ARP McKin Vent Trans Medicare	10.00	0.00	0.00	0.00	0.00	10.00
50E470	2550	2140	00	470000	21st Century Trans Med	105.00	0.00	0.00	0.00	0.00	105.00
50E500	2550	2140	00	500000	Title I Summer School Tran Med	55.00	0.00	0.00	0.00	0.00	55.00
50E510	2550	2140	00	510000	Prek Tran Med	1,000.00	0.00	0.00	0.00	0.00	1,000.00
50E610	2550	2140	00	610000	Trans Voc Ed Med	0.00	0.00	0.00	0.00	0.00	0.00
50E620	2550	2140	00	620000	Trans Spec Ed Med	1,050.00	1.00	1.00	0.00	0.00	1,049.00
50E---	2550	2---	--	-----		175,640.00	6,499.66	12,207.27	0.00	0.00	163,432.73
50E510	2551	2130	00	510000	PreK Trans FICA	0.00	0.00	0.00	0.00	0.00	0.00
50E510	2551	2140	00	510000	Prek Trans Medicare	0.00	0.00	0.00	0.00	0.00	0.00
50E---	2551	2---	--	-----		0.00	0.00	0.00	0.00	0.00	0.00
50E070	2560	2120	00	000000	21st Century Food Serv IMRF	735.00	0.00	0.00	0.00	0.00	735.00
50E420	2560	2120	00	420000	Food Service IMRF	38,000.00	1,963.95	3,628.65	0.00	0.00	34,371.35
50E460	2560	2120	00	460000	Summer Food Prog IMRF	0.00	0.00	0.00	0.00	0.00	0.00
50E470	2560	2120	00	470000	21st Century Food Serv IMRF	0.00	0.00	0.00	0.00	0.00	0.00
50E070	2560	2130	00	000000	21st Century Food Serv FICA	735.00	0.00	0.00	0.00	0.00	735.00
50E420	2560	2130	00	420000	Food Service FICA	34,000.00	1,236.02	2,475.97	0.00	0.00	31,524.03
50E440	2560	2130	00	440000	Healthier US FICA	0.00	0.00	0.00	0.00	0.00	0.00
50E460	2560	2130	00	460000	Summer Food Prog FICA	0.00	0.00	0.00	0.00	0.00	0.00
50E470	2560	2130	00	470000	21st Century Food Serv FICA	0.00	0.00	0.00	0.00	0.00	0.00
50E070	2560	2140	00	000000	21st Century Food Serv Med	85.00	0.00	0.00	0.00	0.00	85.00
50E420	2560	2140	00	420000	Food Serv Med	6,500.00	289.02	578.97	0.00	0.00	5,921.03
50E440	2560	2140	00	440000	Healthier US Med	0.00	0.00	0.00	0.00	0.00	0.00
50E460	2560	2140	00	460000	Summer Food Prog Med	0.00	0.00	0.00	0.00	0.00	0.00
50E470	2560	2140	00	470000	21st Century Food Serv Med	0.00	0.00	0.00	0.00	0.00	0.00
50E---	2560	2---	--	-----		80,055.00	3,488.99	6,683.59	0.00	0.00	73,371.41

210

Account Level				2023-24	August 2023-24	2023-24	2023-24	Encumbered	2023-24	
FDTLOC	FUNC	OBJ	SJ	Description	Budget	Monthly Activity	FYTD Activity	Batch Activity	Amount	Available Funds
50E070	2620	2120	00	000000	21st Century P/D IMRF	75.00	0.00	0.00	0.00	75.00
50E470	2620	2120	00	470000	21st Century Eval IMRF	0.00	0.00	0.00	0.00	0.00
50E010	2620	2130	00	000000	Plan/Research FICA	0.00	0.00	0.00	0.00	0.00
50E070	2620	2130	00	000000	21st Century P/D FICA	25.00	0.00	0.00	0.00	25.00
50E470	2620	2130	00	470000	21st Century Eval FICA	0.00	0.00	0.00	0.00	0.00
50E010	2620	2140	00	000000	Plan/Research Med	0.00	0.00	0.00	0.00	0.00
50E070	2620	2140	00	000000	21st Century Plan/Research Med	25.00	0.00	0.00	0.00	25.00
50E470	2620	2140	00	470000	21st Century Plan/Research Med	35.00	0.00	0.00	0.00	35.00
50E---	2620	2---	--	-----		160.00	0.00	0.00	0.00	160.00
50E010	2660	2120	00	000000	District Comp Tech IMRF	22,000.00	1,651.44	3,309.43	0.00	18,690.57
50E010	2660	2130	00	000000	District Comp Tech FICA	18,000.00	1,058.00	2,120.65	0.00	15,879.35
50E010	2660	2140	00	000000	District Comp Tech Medicare	3,500.00	247.44	495.97	0.00	3,004.03
50E---	2660	2---	--	-----		43,500.00	2,956.88	5,926.05	0.00	37,573.95
50E070	2900	2120	00	000000	21st Century IMRF	900.00	0.00	0.00	0.00	900.00
50E470	2900	2120	00	470000	21st Century Other IMRF	10.00	0.00	0.00	0.00	10.00
50E070	2900	2130	00	000000	21st Century FICA	525.00	0.00	0.00	0.00	525.00
50E470	2900	2130	00	470000	21st Century Other FICA	0.00	0.00	0.00	0.00	0.00
50E020	2900	2140	00	000000	ES Team Leader Medicare	250.00	17.05	34.10	0.00	215.90
50E040	2900	2140	00	000000	MS Team Leader Medicare	175.00	9.70	19.43	0.00	155.57
50E050	2900	2140	00	000000	HS Team Leader Medicare	0.00	20.12	40.38	0.00	-40.38
50E070	2900	2140	00	000000	21st Century Med	420.00	0.00	0.00	0.00	420.00
50E470	2900	2140	00	470000	21st Century Med	0.00	0.00	0.00	0.00	0.00
50E---	2900	2---	--	-----		2,280.00	46.87	93.91	0.00	2,186.09
50E---	2---	----	--	-----		681,300.00	37,465.01	72,542.92	0.00	608,757.08
50E070	3000	2120	00	000000	21st Century Comm Serv IMRF	0.00	0.00	0.00	0.00	0.00
50E100	3000	2120	00	100000	Title I Pnt Inl Sec IMRF	0.00	0.00	0.00	0.00	0.00
50E110	3000	2120	00	110000	Pre K Babysit IMRF	1,300.00	385.06	880.24	0.00	419.76
50E470	3000	2120	00	470000	21st Century Comm Serv IMRF	0.00	0.00	0.00	0.00	0.00
50E500	3000	2120	00	500000	Title I Pnt Inl IMRF Pr	0.00	0.00	0.00	0.00	0.00
50E510	3000	2120	00	510000	PreK 0-3 Comm Serv IMRF	4,200.00	0.00	0.00	0.00	4,200.00
50E070	3000	2130	00	000000	21st Century Comm Serv FICA	0.00	0.00	0.00	0.00	0.00
50E100	3000	2130	00	100000	Title I Pnt Inl Sec FICA	0.00	0.00	0.00	0.00	0.00
50E110	3000	2130	00	110000	Pre K FICA	675.00	268.69	605.59	0.00	69.41
50E470	3000	2130	00	470000	21st Century Comm Serv FICA	0.00	0.00	0.00	0.00	0.00
50E500	3000	2130	00	500000	Title I Pnt Inl FICA Pr	0.00	0.00	0.00	0.00	0.00
50E510	3000	2130	00	510000	PreK 0-3 FICA	2,600.00	0.00	0.00	0.00	2,600.00
50E070	3000	2140	00	000000	21st Century Comm Serv Med	0.00	0.00	0.00	0.00	0.00
50E100	3000	2140	00	100000	Title I Pnt Inl Medicare	0.00	0.00	0.00	0.00	0.00
50E110	3000	2140	00	110000	PreK 0-3 Teach Medicare	625.00	254.37	497.88	0.00	127.12
50E470	3000	2140	00	470000	21st Century Comm Serv Med	0.00	0.00	0.00	0.00	0.00

211

Account Level				2023-24	August 2023-24	2023-24	2023-24	Encumbered	2023-24	
FDTLOC	FUNC	OBJ	SJ	Description	Budget	Monthly Activity	FYTD Activity	Batch Activity	Amount	Available Funds
50E500	3000	2140	00	500000	Title I Prnt Inv Med Pr	0.00	0.00	0.00	0.00	0.00
50E510	3000	2140	00	510000	PreK 0-3 Medicare Prior	2,250.00	0.00	0.00	0.00	2,250.00
50E---	3000	2---	--	-----	11,650.00	908.12	1,983.71	0.00	0.00	9,666.29
50E110	3001	2140	00	110000	PreK 3-5 Teach Medicare	0.00	0.00	0.00	0.00	0.00
50E510	3001	2140	00	510000	PreK 3-5 Medicare Prior	0.00	0.00	0.00	0.00	0.00
50E---	3001	2---	--	-----	0.00	0.00	0.00	0.00	0.00	0.00
50E110	3002	2120	00	110000	PreK Blk Com Serv IMRF	0.00	0.00	0.00	0.00	0.00
50E510	3002	2120	00	510000	PreK Com Serv IMRF	105.00	0.00	0.00	0.00	105.00
50E110	3002	2130	00	110000	PreK Blk Comm Serv FICA	0.00	0.00	0.00	0.00	0.00
50E510	3002	2130	00	510000	PreK Com Serv FICA	55.00	0.00	0.00	0.00	55.00
50E110	3002	2140	00	110000	PreK Comm Serv Med	60.00	20.30	40.38	0.00	19.62
50E510	3002	2140	00	510000	PreK Comm Serv Med Prior	525.00	16.43	16.43	0.00	508.57
50E---	3002	2---	--	-----	745.00	36.73	56.81	0.00	0.00	688.19
50E100	3700	2130	00	100000	Title I St Joe Tut FICA	0.00	6.51	6.51	0.00	-6.51
50E170	3700	2130	00	170000	Title IV SJS FICA	25.00	0.00	0.00	0.00	25.00
50E330	3700	2130	00	330000	Title II SJS FICA	0.00	183.52	183.52	0.00	-183.52
50E340	3700	2130	00	340000	ESSER St Joe FICA	0.00	9.30	9.30	0.00	-9.30
50E500	3700	2130	00	500000	Title I St Joe FICA	525.00	0.00	0.00	0.00	525.00
50E530	3700	2130	00	530000	Title II St Joe FICA	30.00	0.00	0.00	0.00	30.00
50E100	3700	2140	00	100000	Title I St Joe Med	0.00	1.52	1.52	0.00	-1.52
50E150	3700	2140	00	150000	SESE Flow Thru St Joe Med	525.00	0.00	0.00	0.00	525.00
50E170	3700	2140	00	170000	Title IV SJS Medicare	10.00	0.00	0.00	0.00	10.00
50E330	3700	2140	00	330000	Title II SJS Medicare	0.00	42.88	42.88	0.00	-42.88
50E340	3700	2140	00	340000	ESSER St Joe Medicare	0.00	2.18	2.18	0.00	-2.18
50E500	3700	2140	00	500000	Title I St Joe Med	135.00	0.00	0.00	0.00	135.00
50E530	3700	2140	00	530000	Title II St Joe Med	10.00	0.00	0.00	0.00	10.00
50E---	3700	2---	--	-----	1,260.00	245.91	245.91	0.00	0.00	1,014.09
50E---	3---	----	--	-----	13,655.00	1,190.76	2,286.43	0.00	0.00	11,368.57
5-E---	----	-----	--	-----	1,133,360.00	60,907.32	119,031.17	0.00	0.00	1,014,328.83
60E010	2530	3190	00	000000	Site Construction Pur Serv	600,000.00	0.00	408,589.30	0.00	191,410.70
60E342	2530	3190	00	000000	ESSER II CONSTRUCTION SERVICES	130,000.00	40,441.64	40,441.64	0.00	89,558.36
60E343	2530	3190	00	000000	ESSER III Construction Service	0.00	0.00	0.00	0.00	0.00
60E---	2530	3---	--	-----	730,000.00	40,441.64	449,030.94	0.00	0.00	280,969.06
60E010	2530	4100	00	000000	Site & Construction supplies	0.00	0.00	0.00	0.00	0.00
60E---	2530	4---	--	-----	0.00	0.00	0.00	0.00	0.00	0.00
60E010	2530	5310	00	000000	Building Improvement Perm	0.00	0.00	0.00	0.00	0.00
60E---	2530	5---	--	-----	0.00	0.00	0.00	0.00	0.00	0.00
60E---	2---	----	--	-----	730,000.00	40,441.64	449,030.94	0.00	0.00	280,969.06
60E010	4100	6620	00	000000	Payback of State Funds	0.00	0.00	0.00	0.00	0.00
60E---	4100	6---	--	-----	0.00	0.00	0.00	0.00	0.00	0.00

212

Account Level				2023-24	August 2023-24	2023-24	2023-24	Encumbered	2023-24	
FDTLOC	FUNC	OBJ	SJ	Description	Budget	Monthly Activity	FYTD Activity	Batch Activity	Amount	Available Funds
60E---	4---	----	-----		0.00	0.00	0.00	0.00	0.00	0.00
6-E---	----	----	-----		730,000.00	40,441.64	449,030.94	0.00	0.00	280,969.06
80E320	1100	1100	00 320000	Tort Regular Salaries	375,000.00	0.00	0.00	0.00	0.00	375,000.00
80E---	1100	1----	-----		375,000.00	0.00	0.00	0.00	0.00	375,000.00
80E320	1220	1100	00 320000	Tort Spec Ed Salaries	0.00	0.00	0.00	0.00	0.00	0.00
80E---	1220	1----	-----		0.00	0.00	0.00	0.00	0.00	0.00
80E320	1400	1100	00 320000	Tort Voc Salaries	75,000.00	0.00	0.00	0.00	0.00	75,000.00
80E---	1400	1----	-----		75,000.00	0.00	0.00	0.00	0.00	75,000.00
80E---	1----	----	-----		450,000.00	0.00	0.00	0.00	0.00	450,000.00
80E320	2130	1100	00 320000	Tort Nurse Salaries	70,000.00	0.00	0.00	0.00	0.00	70,000.00
80E---	2130	1----	-----		70,000.00	0.00	0.00	0.00	0.00	70,000.00
80E320	2190	1110	00 320000	Tort Supervision Sal	35,000.00	0.00	0.00	0.00	0.00	35,000.00
80E---	2190	1----	-----		35,000.00	0.00	0.00	0.00	0.00	35,000.00
80E320	2320	1100	00 320000	Tort Supt Salary	0.00	0.00	0.00	0.00	0.00	0.00
80E---	2320	1----	-----		0.00	0.00	0.00	0.00	0.00	0.00
80E320	2330	1100	00 320000	Tort Asst Supt Salary	15,000.00	0.00	0.00	0.00	0.00	15,000.00
80E---	2330	1----	-----		15,000.00	0.00	0.00	0.00	0.00	15,000.00
80E320	2362	3800	00 320000	Work Comp Insurance	0.00	0.00	0.00	0.00	0.00	0.00
80E320	2362	3900	00 320000	Direct pay for W/C visits	0.00	0.00	0.00	0.00	0.00	0.00
80E---	2362	3----	-----		0.00	0.00	0.00	0.00	0.00	0.00
80E320	2363	3800	00 320000	Unemployment Insurance	0.00	0.00	0.00	0.00	0.00	0.00
80E---	2363	3----	-----		0.00	0.00	0.00	0.00	0.00	0.00
80E320	2364	3800	00 320000	Insurance	0.00	0.00	0.00	0.00	0.00	0.00
80E---	2364	3----	-----		0.00	0.00	0.00	0.00	0.00	0.00
80E320	2365	3190	00 320000	Bush/Nav/ISCOR/Alice/SRO/Lega	130,000.00	0.00	0.00	0.00	0.00	130,000.00
80E320	2365	3800	00 320000	Tort WC Ins and all other ins	365,000.00	337,567.00	337,567.00	0.00	0.00	27,433.00
80E320	2365	3810	00 320000	Unemployment Ins	5,000.00	1,146.00	1,146.00	0.00	0.00	3,854.00
80E---	2365	3----	-----		500,000.00	338,713.00	338,713.00	0.00	0.00	161,287.00
80E320	2366	6500	00 320000	Judgement/Settlement	0.00	0.00	0.00	0.00	0.00	0.00
80E---	2366	6----	-----		0.00	0.00	0.00	0.00	0.00	0.00
80E320	2367	1100	00 320000	Tort Salaries	0.00	0.00	0.00	0.00	0.00	0.00
80E---	2367	1----	-----		0.00	0.00	0.00	0.00	0.00	0.00
80E320	2367	3190	00 320000	Bushue/AT/Nav/ISCORP/Alice/SRO	0.00	0.00	0.00	0.00	0.00	0.00
80E---	2367	3----	-----		0.00	0.00	0.00	0.00	0.00	0.00
80E320	2369	3800	00 320000	Legal Fees	0.00	0.00	0.00	0.00	0.00	0.00
80E---	2369	3----	-----		0.00	0.00	0.00	0.00	0.00	0.00
80E320	2372	3800	00 320000	Vehicle Insurance	0.00	0.00	0.00	0.00	0.00	0.00
80E---	2372	3----	-----		0.00	0.00	0.00	0.00	0.00	0.00
80E320	2410	1100	00 320000	Tort Principal Salaries	30,000.00	0.00	0.00	0.00	0.00	30,000.00
80E---	2410	1----	-----		30,000.00	0.00	0.00	0.00	0.00	30,000.00

213

Account Level				2023-24	August 2023-24	2023-24	2023-24	Encumbered	2023-24	
FDTLOC	FUNC	OBJ	SJ	Description	Budget	Monthly Activity	FYTD Activity	Batch Activity	Amount	Available Funds
80E320	2540	1110	00	320000	Tort Custodian Salaries	163,136.00	0.00	0.00	0.00	163,136.00
80E---	2540	1---	--	-----		163,136.00	0.00	0.00	0.00	163,136.00
80E320	2550	1110	00	320000	Tort Transportation Salaries	110,000.00	0.00	0.00	0.00	110,000.00
80E---	2550	1---	--	-----		110,000.00	0.00	0.00	0.00	110,000.00
80E320	2560	1110	00	320000	Tort Food Serv Salaries	25,000.00	0.00	0.00	0.00	25,000.00
80E---	2560	1---	--	-----		25,000.00	0.00	0.00	0.00	25,000.00
80E---	2---	----	--	-----		948,136.00	338,713.00	338,713.00	0.00	609,423.00
80E320	4120	3190	00	320000	Tort SESE Administration	0.00	0.00	0.00	0.00	0.00
80E---	4120	3---	--	-----		0.00	0.00	0.00	0.00	0.00
80E---	4---	----	--	-----		0.00	0.00	0.00	0.00	0.00
80E010	8130	0000	00	000000	Transfer Among Funds	0.00	0.00	0.00	0.00	0.00
80E---	8130	0---	--	-----		0.00	0.00	0.00	0.00	0.00
80E---	8---	----	--	-----		0.00	0.00	0.00	0.00	0.00
8-E---	----	----	--	-----		1,398,136.00	338,713.00	338,713.00	0.00	1,059,423.00
90E370	2530	3100	00	370000	L/S MS Contractors	0.00	0.00	0.00	0.00	0.00
90E370	2530	3160	00	370000	L/S MS Arch Fees	0.00	0.00	0.00	0.00	0.00
90E010	2530	3190	00	000000	L/S Purchases Services	160,000.00	76,869.63	79,568.38	0.00	80,431.62
90E370	2530	3190	00	370000	L/S MS Oth Pur Serv	0.00	0.00	0.00	0.00	0.00
90E010	2530	3240	00	000000	L/S Contractor Fees	0.00	0.00	0.00	0.00	0.00
90E---	2530	3---	--	-----		160,000.00	76,869.63	79,568.38	0.00	80,431.62
90E010	2530	4100	00	000000	L/S Supplies	10,000.00	929.61	6,559.58	0.00	3,440.42
90E---	2530	4---	--	-----		10,000.00	929.61	6,559.58	0.00	3,440.42
90E010	2530	5500	00	000000	L/S Equipment	0.00	0.00	0.00	1,390.31	-1,390.31
90E010	2530	5510	00	000000	L/S Building	0.00	0.00	0.00	0.00	0.00
90E---	2530	5---	--	-----		0.00	0.00	0.00	1,390.31	-1,390.31
90E---	2---	----	--	-----		170,000.00	77,799.24	86,127.96	1,390.31	82,481.73
95E010	2500	0000	00	000000		0.00	0.00	0.00	0.00	0.00
95E---	2500	0---	--	-----		0.00	0.00	0.00	0.00	0.00
95E---	2---	----	--	-----		0.00	0.00	0.00	0.00	0.00
9-E---	----	----	--	-----		170,000.00	77,799.24	86,127.96	1,390.31	82,481.73
--E---	----	----	--	-----		32,835,853.00	2,875,749.90	5,502,271.95	17,337.44	1,857,021.18
Grand Revenue Totals					33,760,986.00	9,363,755.39	10,236,854.91	0.00	0.00	23,524,131.09
Grand Expense Totals					32,835,853.00	2,875,749.90	5,502,271.95	17,337.44	1,857,021.18	25,459,222.43
Grand Totals					925,133.00	6,488,005.49	4,734,582.96	17,337.44	1,857,021.18	1,935,091.34
					Profit	Profit	Profit	Loss	Loss	Loss

214

Number of Accounts: 2544



**Richland County Community Unit #1  
Certificates of Deposit**

Date Invested	EOM Total	Date Due	APY Rate	Monthly Interest
				-
02/16/23	2,500,000.00	02/15/24	4.66%	
05/18/23	2,500,000.00	05/16/24	5.00%	-
08/17/23	5,000,000.00	11/16/23	5.13%	117,023.08
08/17/23	4,000,000.00	09/14/23	5.13%	
02/09/23	4,500,000.00	02/08/24	4.63%	-
*CDARS				
<b>Total</b>	<b>18,500,000.00</b>			117,023.08 Interest

**FY2019**

Month Earned	Date Rcvd	1% Sales Tax	Running Total
Jul	Oct	101,041.55	101,041.55
Aug	Nov	126,386.96	227,428.51
Sep	Dec	111,016.23	338,444.74
Oct	Jan	112,226.24	450,670.98
Nov	Feb	113,308.88	563,979.86
Dec	Mar	119,079.73	683,059.59
Jan	Apr	89,472.58	772,532.17
Feb	May	87,504.12	860,036.29
Mar	Jun	106,035.53	966,071.82
Apr	Jul	108,168.52	1,074,240.34
May	Aug	111,535.35	1,185,775.69
Jun	Sep	113,928.45	1,299,704.14

**FY2020**

1% Sales Tax	Running Total
107,430.15	107,430.15
106,243.79	213,673.94
105,609.04	319,282.98
109,937.97	429,220.95
107,184.55	536,405.50
119,950.89	656,356.39
92,802.02	749,158.41
83,533.71	832,692.12
95,636.77	928,328.89
104,688.17	1,033,017.06
116,066.20	1,149,083.26
119,945.69	1,269,028.95

**FY2021**

1% Sales Tax	Running Total
109,148.91	109,148.91
106,834.64	215,983.55
111,730.32	327,713.87
112,797.75	440,511.62
108,456.75	548,968.37
128,494.78	677,463.15
117,318.53	794,781.68
100,894.34	895,676.02
151,720.13	1,047,396.15
137,899.08	1,185,295.23
141,386.88	1,326,682.11
146,876.31	1,473,558.42

**FY2022**

1% Sales Tax	Running Total
130,971.98	130,971.98
139,607.27	270,579.25
140,558.39	411,137.64
141,901.46	553,039.10
146,360.62	699,399.72
167,303.75	866,703.47
121,234.79	987,938.26
113,565.12	1,101,503.38
158,137.16	1,259,640.54
146,646.61	1,406,287.15
166,258.67	1,572,545.82
174,596.01	1,747,141.83

216

**FY2023**

Month Earned	Date Rcvd	1% Sales Tax	Running Total
Jul	Oct	179,251.46	179,251.46
Aug	Nov	150,231.38	329,482.84
Sep	Dec	149,275.57	478,758.41
Oct	Jan	168,212.99	646,971.40
Nov	Feb	160,559.34	807,530.74
Dec	Mar	174,650.00	982,180.74
Jan	Apr	122,190.93	1,104,371.67
Feb	May	128,347.34	1,232,719.01
Mar	Jun	150,608.77	1,383,327.78
Apr	Jul	140,372.06	1,523,699.84
May	Aug	170,573.35	1,694,273.19
Jun	Sep		1,694,273.19

**Richland County CUSD #1**  
**Enrollment**  
**2023-2024 School Year**

**Richland County Early Learning Center:**

Date	B-3	P-K	SESE/ Offsite	RCELC Total
<b>Enrollment (2023-2024)</b>				
8/16/2023		144	14	158
9/18/2023	52	150	17	219

**Richland County Elementary School:**

Date	P-K	K	1st	2nd	3rd	4th	5th	SESE/ Offsite	RCES Total
<b>Enrollment (2017-2018)</b>									
8/17/2017	186	156	145	180	157	168	166	14	1172
9/21/2017	199	157	146	178	157	168	166	10	1181
<b>Enrollment (2018-2019)</b>									
8/15/2018	193	160	152	141	163	158	161	36	1164
9/19/2018	205	158	152	142	161	159	159	32	1168
<b>Enrollment (2019-2020)</b>									
8/12/2019	180	158	163	158	141	158	153	36	1147
9/17/2019	210	162	162	155	141	159	154	30	1173
<b>Enrollment (2020-2021)</b>									
9/21/2020	133	158	151	153	149	124	159	23	1050 (11 not applicable status)
In-person	98	115	107	123	117	112	130		802
Remote Learning	39	45	44	30	32	17	30		237
8/20/2020	138	161	162	160	154	132	164	35	1106 (104 unknown status)
In-person	104	115	110	124	115	112	130		810
Remote Learning	32	37	36	22	28	13	24		192
<b>Enrollment (2021-2022)</b>									
8/11/2021	169	161	147	161	155	148	123	13	1077
9/13/2021	177	162	146	151	147	148	120	13	1064

**Enrollment (2022-2023)**

8/12/2022	140	149	164	148	157	155	149	10	1072
9/16/2022	166	146	157	149	156	155	145	9	1083

**Enrollment (2023-2024)**

8/16/2023		146	146	157	145	163	166	17	940
9/18/2023		143	143	154	142	160	162	18	922

**Richland County Middle School:**

Date	6th	7th	8th	SESE/ Offsite	RCMS Total
<b>Enrollment (2017-2018)</b>					
8/17/2017	158	195	162	10	525
9/21/2017	157	195	162	15	529
<b>Enrollment (2018-2019)</b>					
8/15/2018	155	150	179	9	493
9/19/2018	156	151	179	9	495
<b>Enrollment (2019-2020)</b>					
8/12/2019	163	157	149	8	477
9/17/2019	162	155	148	10	475
<b>Enrollment (2020-2021)</b>					
9/21/2020	152	163	159	9	483 (2 not applicable status)
In-person	125	132	117		374
Remote Learning	29	33	45		107
8/20/2020	151	164	159	9	483 (14 unknown status)
In-person	123	132	135		390
Remote Learning	28	28	23		79
<b>Enrollment (2021-2022)</b>					
8/11/2021	164	155	159	6	484
9/13/2021	161	147	152	8	468
<b>Enrollment (2022-2023)</b>					
8/12/2022	144	162	162	6	474
9/16/2022	135	164	168	6	467

218

**Enrollment (2023-2024)**

8/16/2023 147 133 162 11 453

**9/18/2023 144 133 163 12 452****Richland County High School:**

Date	9th	10th	11th	12th	SESE/ Offsite	Richland County High School Total
------	-----	------	------	------	---------------	-----------------------------------

**Enrollment (2017-2018)**

8/17/2017 219 189 190 158 4 760

9/21/2017 218 187 190 156 4 755

**Enrollment (2018-2019)**

8/15/2018 190 196 178 165 13 742

9/19/2018 195 194 168 164 21 742

219

**Enrollment (2019-2020)**

8/12/2019 219 188 198 155 17 777

9/17/2019 217 185 192 152 15 761

**Enrollment (2020-2021)**

9/21/2020 169 210 181 166 16 742 (6 not applicable status)

In-person 149 174 156 142 621

Remote Learning 22 38 28 27 115

8/20/2020 171 206 184 165 15 741 (21 unknown status)

In-person 147 176 155 142 620

Remote Learning 21 28 27 24 100

**Enrollment (2021-2022)**

8/11/2021 206 163 190 156 16 731

9/13/2021 193 164 188 158 20 723

**Enrollment (2022-2023)**

8/12/2022 192 170 164 184 10 720

9/16/2022 198 170 163 187 12 730

**Enrollment (2023-2024)**

8/16/2023 218 160 157 138 6 679

**9/18/2023 204 161 154 138 8 665**

<b>District Total (as of 9/18/23):</b>	<b>2258</b>
<b>District Total (as of 8/16/23):</b>	<b>2230</b>
<b>District Total (as of 9/16/22):</b>	<b>2280</b>
<b>District Total (as of 8/12/22):</b>	<b>2266</b>
<b>District Total (as of 9/13/21):</b>	<b>2255</b>
<b>District Total (as of 8/11/21):</b>	<b>2292</b>

<b>District Total (as of 9/21/20):</b>	<b>2275</b>
<b>District Total (as of 8/20/20):</b>	<b>2330</b>
<b>District Total (as of 9/17/19):</b>	<b>2409</b>
<b>District Total (as of 8/12/19):</b>	<b>2401</b>
<b>District Total (as of 8/15/18):</b>	<b>2399</b>
<b>District Total (as of 8/17/17):</b>	<b>2457</b>

	<b>In-person</b>	<b>Remote Learning</b>	<b>Unknown Status</b>
	<b>1797</b>	<b>459</b>	<b>19</b>
	<b>1820</b>	<b>371</b>	<b>139</b>
			<b>220</b>



	<b>FY24</b>	<b>Original</b>	<b>Budget</b>		
<b>Fund</b>	<b>Fund Balance July 1, 2023</b>	<b>FY24 Revenue</b>	<b>FY24 Expenditures</b>	<b>Fund Balance July 1, 2024</b>	<b>Difference</b>
10-Education*	20,015,587.93	24,126,378.00	23,131,346.00	21,010,619.93	995,032.00
20-Operations & Maintenance**	3,297,889.74	1,628,608.00	1,682,150.00	3,244,347.74	(53,542.00)
30-Debt Service	187,474.06	2,797,799.00	2,792,799.00	192,474.06	5,000.00
40-Transportation***	1,292,101.42	1,524,343.00	1,798,062.00	1,018,382.42	(273,719.00)
50-IMRF/SS	450,702.94	1,032,500.00	1,133,360.00	349,842.94	(100,860.00)
60-Capital Projects****	1,035,706.87	932,500.00	730,000.00	1,238,206.87	202,500.00
70-Working Cash	998,956.88	179,861.00	-	1,178,817.88	179,861.00
80-Tort Immunity	0.00	1,398,136.00	1,398,136.00	-	-
90-Fire Prevention & Safety	140,269.83	140,861.00	170,000.00	111,130.83	(29,139.00)
					-
<b>Total</b>	<b>27,418,689.67</b>	<b>33,760,986.00</b>	<b>32,835,853.00</b>	<b>28,343,822.67</b>	<b>925,133.00</b>

Notes:

\*Includes \$74,765 in revenue/expenses from Federal ESSER II Grant and \$666,682 from Federal ESSER III Grant

\*\*Includes \$100,000 in revenue/expenses from Federal ESSER II Grant

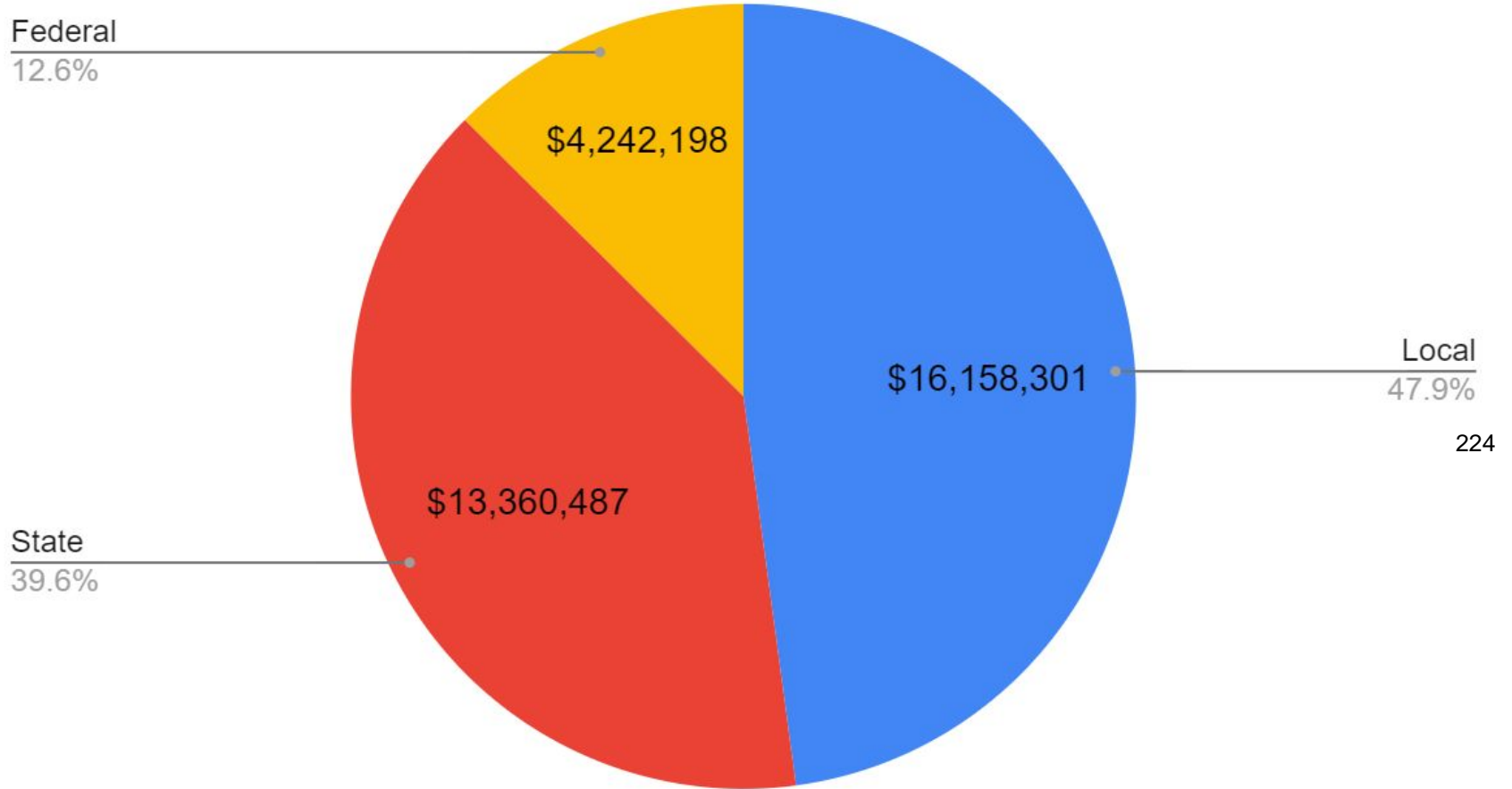
\*\*\*Includes purchasing 3 full size buses and 1 activity bus

\*\*\*\*Includes \$130,000 in revenue & expenses from Federal ESSER II Grant

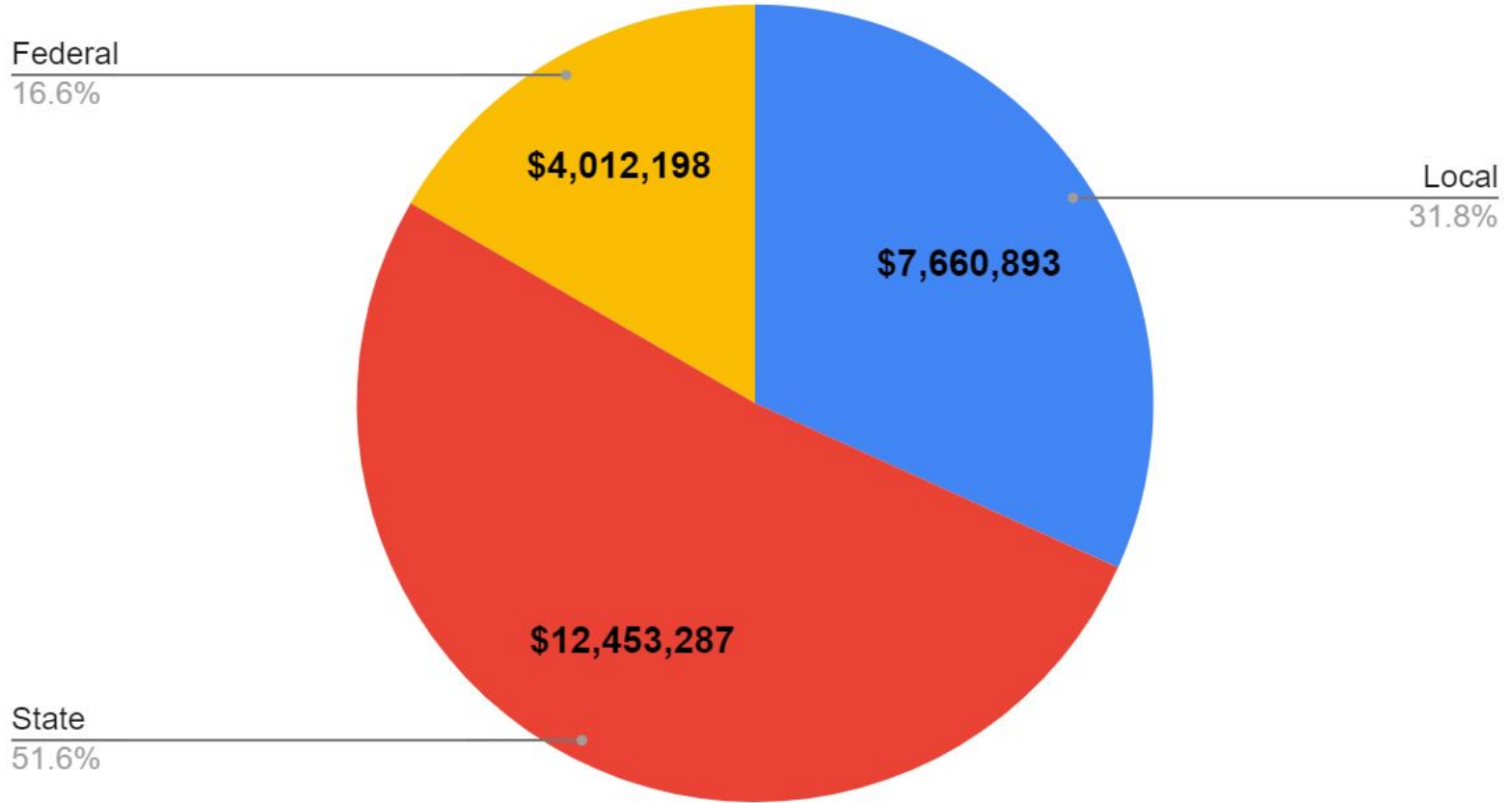
# FY24 Budget Hearing

September 21, 2023

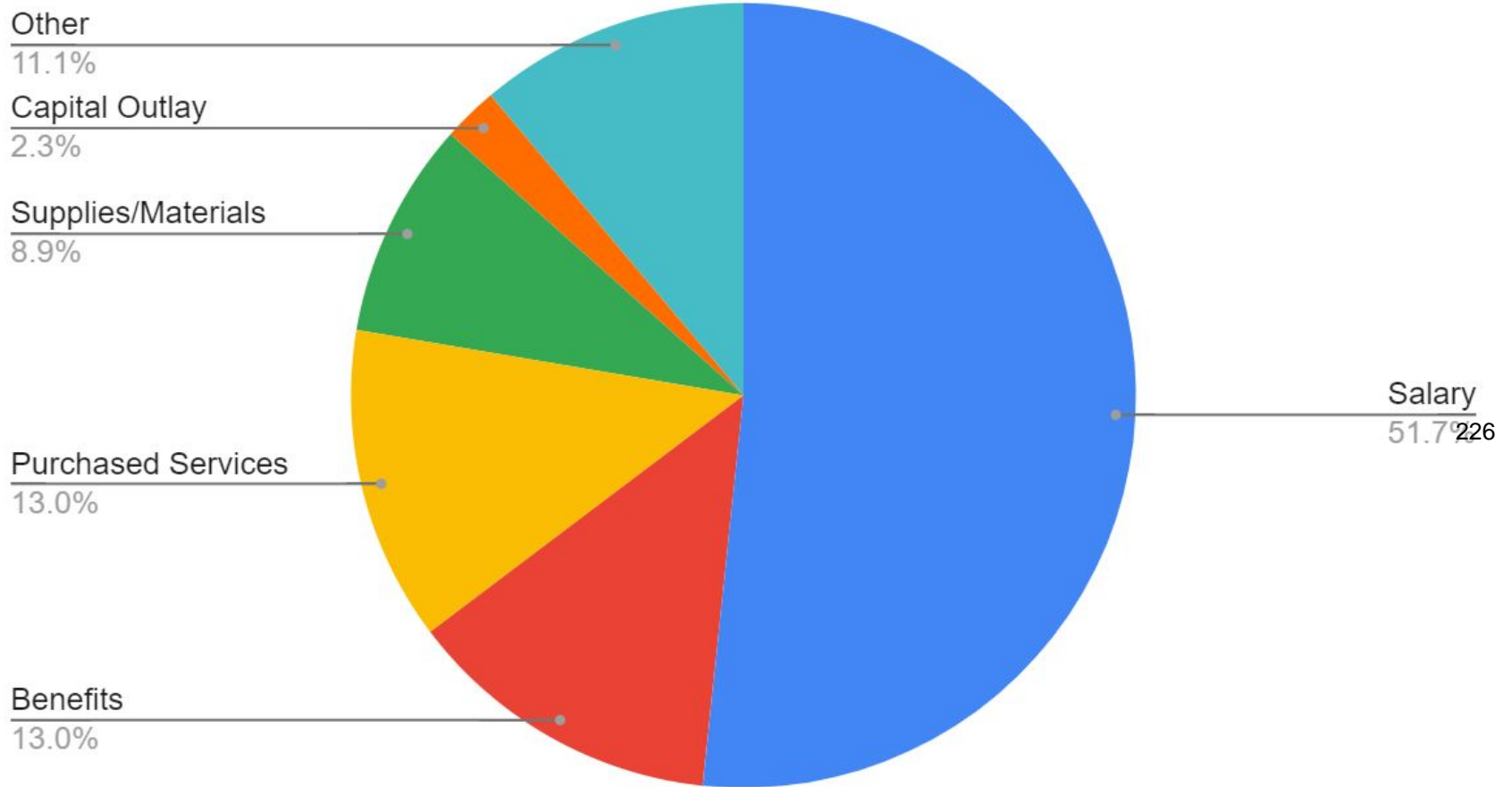
# FY24 Revenue



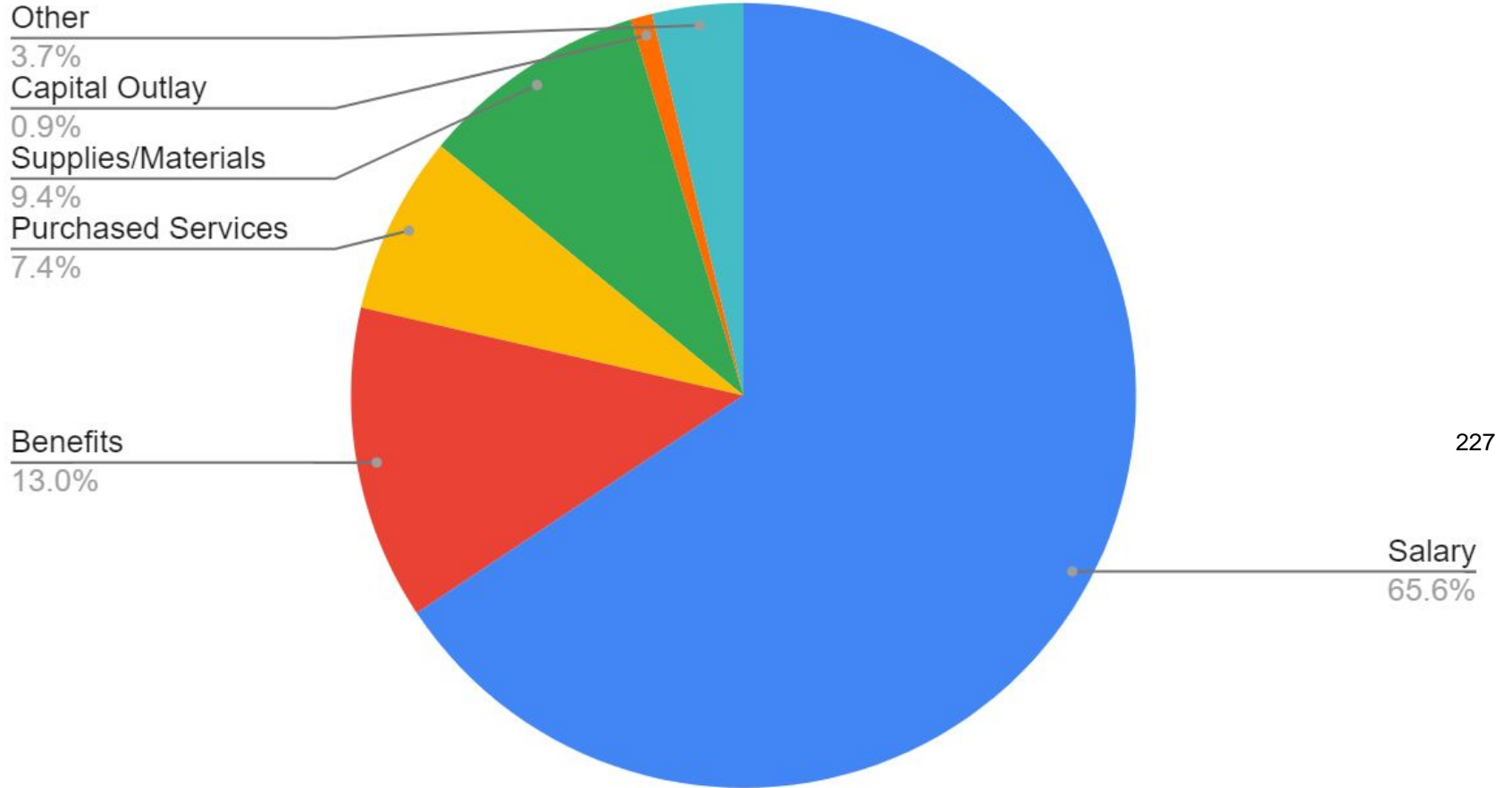
# Education Fund Revenue



# FY24 Expenditures



# Education Fund Expenditures



	<b>FY24</b>	<b>Original</b>	<b>Budget</b>		
<b>Fund</b>	<b>Fund Balance July 1, 2023</b>	<b>FY24 Revenue</b>	<b>FY24 Expenditures</b>	<b>Fund Balance July 1, 2024</b>	<b>Difference</b>
10-Education*	20,015,587.93	24,126,378.00	23,131,346.00	21,010,619.93	995,032.00
20-Operations & Maintenance**	3,297,889.74	1,628,608.00	1,682,150.00	3,244,347.74	(53,542.00)
30-Debt Service	187,474.06	2,797,799.00	2,792,799.00	192,474.06	5,000.00
40-Transportation***	1,292,101.42	1,524,343.00	1,798,062.00	1,018,382.42	(273,719.00)
50-IMRF/SS	450,702.94	1,032,500.00	1,133,360.00	349,842.94	(100,860.00)
60-Capital Projects****	1,035,706.87	932,500.00	730,000.00	1,238,206.87	202,500.00
70-Working Cash	998,956.88	179,861.00	-	1,178,817.88	179,861.00
80-Tort Immunity	0.00	1,398,136.00	1,398,136.00	-	-
90-Fire Prevention & Safety	140,269.83	140,861.00	170,000.00	111,130.83	(29,139.00)
					-
<b>Total</b>	<b>27,418,689.67</b>	<b>33,760,986.00</b>	<b>32,835,853.00</b>	<b>28,343,822.67</b>	<b>925,133.00</b>

Notes:

\*Includes \$74,765 in revenue/expenses from Federal ESSER II Grant and \$666,682 from Federal ESSER III Grant

\*\*Includes \$100,000 in revenue/expenses from Federal ESSER II Grant

\*\*\*Includes purchasing 3 full size buses and 1 activity bus

\*\*\*\*Includes \$130,000 in revenue & expenses from Federal ESSER II Grant

District Type:

- School District
- Joint Agreement

ILLINOIS STATE BOARD OF EDUCATION  
School Business Services Division

SCHOOL DISTRICT/JOINT AGREEMENT BUDGET FORM \*  
July 1, 2023 - June 30, 2024

Accounting Basis:

- Cash
- Accrual

Balanced budget; no Deficit Reduction Plan is required.

Is this an amended budget? \_\_\_\_\_

Date of Amended Budget: \_\_\_\_\_

(MM/DD/YY)

District Name:

Richland County CUSD 1

District RCDT No:

12080001026

If your FY2023 AFR states that you need to do a deficit reduction plan and your FY2024 budget is balanced, please state the measures you took to have your budget become balanced. (Bckgrnd-Assumpt 25-26)

Budget of Richland County CUSD 1, County of Richland/Jasper/Wayne/Clay/Lawrence, State of Illinois, for the Fiscal Year beginning July 1, 2023 and ending June 30, 2024.

WHEREAS the Board of Education of Richland County CUSD 1, County of Richland/Jasper/Wayne/Clay/Lawrence, State of Illinois, caused to be prepared in tentative form a budget, and the Secretary of this Board has made the same conveniently available to public inspection for at least thirty days prior to final action thereon;

AND WHEREAS a public hearing was held as to such budget on the 21st day of September, 2023, notice of said hearing was given at least thirty days prior thereto as required by law, and all other legal requirements have been complied with;

NOW, THEREFORE, Be it resolved by the Board of Education of said district as follows:

Section 1: That the fiscal year of this school district be and the same hereby is fixed and declared to be beginning July 1, 2023 and ending June 30, 2024.

Section 2: That the following budget containing an estimate of amounts available in each Fund, separately, and expenditures from each be and the same is hereby adopted as the budget of this school district for said fiscal year.

ADOPTION OF BUDGET

The budget shall be approved and signed below by members of the School Board. Adopted this 21st day of September, 2023 by a roll call vote of 7 Yeas, and 0 Nays, to wit:

** MEMBERS VOTING YEA:	** MEMBERS VOTING NAY:
Scott Snyder	
Jeffrey Wilson	
Cindy Lockey	
Jake Anderson	
Cindy Bailey	
Norman Henderson	
Marc Leist	

\* Based on the 23 Illinois Administrative Code-Part 100 and inconformity with Section 17-1 of the School Code.  
 \*\* Type in the members who voted "YEA" nor "NAY". Actual school board member signatures are not required for electronic submission.  
 (1) A certified copy of this document must be filed with the county clerk within 30 days of adoption as required by Section 18-50 of the Property Tax Code (35 ILCS 200/18-50).  
 (2) Districts are required to submit the adopted/amended budget electronically to ISBE within 30 days of adoption or by October 30, whichever comes first. Budgets are submitted through IWAS: <https://apps.isbe.net/iwas/asp/login.asp?js=true>  
 Please type the member signatures before submitting to ISBE. We do not accept PDF copies.

	A	B	C	D	E	F	G	H	I	J	K	L
1	<i>Begin entering data on EstRev 6-11 and EstExp 12-20 tabs.</i>		(10)	(20)	(30)	(40)	(50)	(60)	(70)	(80)	(90)	
2	Description: Enter Whole Numbers Only	Acct #	Educational	Operations & Maintenance	Debt Service	Transportation	Municipal Retirement/ Social Security	Capital Projects	Working Cash	Tort	Fire Prevention & Safety	
3	ESTIMATED BEGINNING FUND BALANCE (without Student Activity Funds) <sup>1</sup> as of July 1, 2023		20,015,588	3,297,890	187,474	1,292,101	450,703	1,035,707	998,957	0	140,270	
4	<b>RECEIPTS/REVENUES (without Student Activity Funds)</b>											
5	<b>LOCAL SOURCES</b>	1000	7,660,893	1,528,608	2,797,799	617,143	1,032,500	802,500	179,861	1,398,136	140,861	
6	FLOW-THROUGH RECEIPTS/REVENUES FROM ONE DISTRICT TO ANOTHER DISTRICT	2000	0	0	0	0	0	0	0	0	0	
7	<b>STATE SOURCES</b>	3000	12,453,287	0	0	907,200	0	0	0	0	0	
8	<b>FEDERAL SOURCES</b>	4000	4,012,198	100,000	0	0	0	130,000	0	0	0	
9	Total Direct Receipts/Revenues <sup>8</sup>		24,126,378	1,628,608	2,797,799	1,524,343	1,032,500	932,500	179,861	1,398,136	140,861	
10	Receipts/Revenues for "On Behalf" Payments <sup>2</sup>	3998	1,183,795	0	0	0	0	0	0	0	0	
11	Total Receipts/Revenues		25,310,173	1,628,608	2,797,799	1,524,343	1,032,500	932,500	179,861	1,398,136	140,861	
12	<b>DISBURSEMENTS/EXPENDITURES (without Student Activity Funds)</b>											
13	<b>INSTRUCTION</b>	1000	13,708,564	0	0	0	438,405	0	0	450,000	0	
14	<b>SUPPORT SERVICES</b>	2000	7,362,213	1,682,150	0	1,798,062	681,300	730,000	0	948,136	170,000	
15	<b>COMMUNITY SERVICES</b>	3000	513,669	0	0	0	13,655	0	0	0	0	
16	<b>PAYMENTS TO OTHER DISTRICTS &amp; GOVT UNITS</b>	4000	1,546,900	0	0	0	0	0	0	0	0	
17	<b>DEBT SERVICES</b>	5000	0	0	2,792,799	0	0	0	0	0	0	
18	<b>PROVISION FOR CONTINGENCIES</b>	6000	0	0	0	0	0	0	0	0	0	
19	Total Direct Disbursements/Expenditures <sup>9</sup>		23,131,346	1,682,150	2,792,799	1,798,062	1,133,360	730,000	0	1,398,136	170,000	
20	Disbursements/Expenditures for "On Behalf" Payments <sup>2</sup>	4180	1,183,795	0	0	0	0	0	0	0	0	
21	Total Disbursements/Expenditures		24,315,141	1,682,150	2,792,799	1,798,062	1,133,360	730,000	0	1,398,136	170,000	
22	Excess of Direct Receipts/Revenues Over (Under) Direct Disbursements/Expenditures		995,032	(53,542)	5,000	(273,719)	(100,860)	202,500	179,861	0	(29,139)	
23	<b>OTHER SOURCES/USES OF FUNDS</b>											
24	<b>OTHER SOURCES OF FUNDS (7000)</b>											
25	<b>PERMANENT TRANSFER FROM VARIOUS FUNDS</b>											
26	Abolishment the Working Cash Fund <sup>16</sup>	7110										
27	Abatement of the Working Cash Fund <sup>16</sup>	7110										
28	Transfer of Working Cash Fund Interest	7120										
29	Transfer Among Funds	7130										
30	Transfer of Interest	7140										
31	Transfer from Capital Projects Fund to O&M Fund	7150		0								
32	Transfer of Excess Fire Prev & Safety Tax & Interest <sup>3</sup> Proceeds to O&M Fund	7160		0								
33	Transfer of Excess Accumulated Fire Prev & Safety Bond and Int <sup>3a</sup> Proceeds to Debt Service Fund	7170			0							
34	<b>SALE OF BONDS (7200)</b>											
35	Principal on Bonds Sold <sup>4</sup>	7210										
36	Premium on Bonds Sold	7220										
37	Accrued Interest on Bonds Sold	7230										
38	Sale or Compensation for Fixed Assets <sup>5</sup>	7300										
39	Transfer to Debt Service to Pay Principal on GASB 87 Leases	7400			0							
40	Transfer to Debt Service to Pay Interest on GASB 87 Leases	7500			0							
41	Transfer to Debt Service Fund to Pay Principal on Revenue Bonds	7600			0							
42	Transfer to Debt Service Fund to Pay Interest on Revenue Bonds	7700			0							
43	Transfer to Capital Projects Fund	7800						0				
44	ISBE Loan Proceeds	7900										
45	Other Sources Not Classified Elsewhere	7990										
46	Total Other Sources of Funds <sup>8</sup>		0	0	0	0	0	0	0	0	0	

230

	A	B	C	D	E	F	G	H	I	J	K	L
1	<i>Begin entering data on EstRev 6-11 and EstExp 12-20 tabs.</i>		(10)	(20)	(30)	(40)	(50)	(60)	(70)	(80)	(90)	
2	Description: Enter Whole Numbers Only	Acct #	Educational	Operations & Maintenance	Debt Service	Transportation	Municipal Retirement/ Social Security	Capital Projects	Working Cash	Tort	Fire Prevention & Safety	
47	<b>OTHER USES OF FUNDS (8000)</b>											
49	<b>TRANSFER TO VARIOUS OTHER FUNDS (8100)</b>											
50	Abolishment or Abatement of the Working Cash Fund <sup>16</sup>	8110							0			
51	Transfer of Working Cash Fund Interest	8120							0			
52	Transfer Among Funds	8130										
53	Transfer of Interest <sup>6</sup>	8140										
54	Transfer from Capital Projects Fund to O&M Fund	8150										
55	Transfer of Excess Fire Prev & Safety Tax & Interest <sup>3</sup> Proceeds to O&M Fund	8160										
56	Transfer of Excess Accumulated Fire Prev & Safety Bond <sup>3a</sup> and Int Proceeds to Debt Service Fund	8170										
57	Taxes Pledged to Pay Principal on GASB 87 Leases	8410										
58	Grants/Reimbursements Pledged to Pay Principal on GASB 87 Leases	8420										
59	Other Revenues Pledged to Pay Principal on GASB 87 Leases	8430										
60	Fund Balance Transfers Pledged to Pay Principal on GASB 87 Leases	8440										
61	Taxes Pledged to Pay Interest on GASB 87 Leases	8510										
62	Grants/Reimbursements Pledged to Pay Interest on GASB 87 Leases	8520										
63	Other Revenues Pledged to Pay Interest on GASB 87 Leases	8530										
64	Fund Balance Transfers Pledged to Pay Interest on GASB 87 Leases	8540										
65	Taxes Pledged to Pay Principal on Revenue Bonds	8610										
66	Grants/Reimbursements Pledged to Pay Principal on Revenue Bonds	8620										
67	Other Revenues Pledged to Pay Principal on Revenue Bonds	8630										
68	Fund Balance Transfers Pledged to Pay Principal on Revenue Bonds	8640										
69	Taxes Pledged to Pay Interest on Revenue Bonds	8710										
70	Grants/Reimbursements Pledged to Pay Interest on Revenue Bonds	8720										
71	Other Revenues Pledged to Pay Interest on Revenue Bonds	8730										
72	Fund Balance Transfers Pledged to Pay Interest on Revenue Bonds	8740										
73	Taxes Transferred to Pay for Capital Projects	8810										
74	Grants/Reimbursements Pledged to Pay for Capital Projects	8820										
75	Other Revenues Pledged to Pay for Capital Projects	8830										
76	Fund Balance Transfers Pledged to Pay for Capital Projects	8840										
77	Transfer to Debt Service Fund to Pay Principal on ISBE Loans	8910										
78	Other Uses Not Classified Elsewhere	8990										
79	<b>Total Other Uses of Funds <sup>9</sup></b>		0	0	0	0	0	0	0	0	0	0
80	<b>Total Other Sources/Uses of Fund</b>		0	0	0	0	0	0	0	0	0	0
81	<b>ESTIMATED ENDING FUND BALANCE (without Student Activity Funds) as of June 30, 2024</b>		21,010,620	3,244,348	192,474	1,018,382	349,843	1,238,207	1,178,818	0	111,131	
82												
83	<b>Student Activity (Fund 11) ESTIMATED BEGINNING FUND BALANCE as of July 1, 2023</b>		525,027									
84	<b>RECEIPTS/REVENUES (For Student Activity Funds)</b>											
85	<b>Total Student Activity Direct Receipts/Revenues (Local Sources)</b>	1799	0									
86	<b>DISBURSEMENTS/EXPENDITURES (For Student Activity Funds)</b>											
87	<b>Total Student Activity Direct Disbursements/Expenditures</b>	1999	0									
88	<b>Excess of Direct Receipts/Revenues Over (Under) Direct Disbursements/Expenditures</b>		0									
89	<b>Student Activity ESTIMATED ENDING FUND BALANCE as of June 30, 2024</b>		525,027									
90												

231

	A	B	C	D	E	F	G	H	I	J	K	L
1	<i>Begin entering data on EstRev 6-11 and EstExp 12-20 tabs.</i>		(10)	(20)	(30)	(40)	(50)	(60)	(70)	(80)	(90)	
2	Description: Enter Whole Numbers Only	Acct #	Educational	Operations & Maintenance	Debt Service	Transportation	Municipal Retirement/ Social Security	Capital Projects	Working Cash	Tort	Fire Prevention & Safety	
91	<b>Total ESTIMATED BEGINNING FUND BALANCE (All Sources Including Student Activity Funds) as of July 1, 2023</b>		20,540,615	3,297,890	187,474	1,292,101	450,703	1,035,707	998,957	0	140,270	
92	<b>RECEIPTS/REVENUES (All Sources with Student Activity Funds)</b>											
93	<b>LOCAL SOURCES</b>	1000	7,660,893	1,528,608	2,797,799	617,143	1,032,500	802,500	179,861	1,398,136	140,861	
94	<b>FLOW-THROUGH RECEIPTS/REVENUES FROM ONE DISTRICT TO ANOTHER DISTRICT</b>	2000	0	0	0	0	0	0	0	0	0	
95	<b>STATE SOURCES</b>	3000	12,453,287	0	0	907,200	0	0	0	0	0	
96	<b>FEDERAL SOURCES</b>	4000	4,012,198	100,000	0	0	0	130,000	0	0	0	
97	<b>Total Direct Receipts/Revenues <sup>8</sup></b>		24,126,378	1,628,608	2,797,799	1,524,343	1,032,500	932,500	179,861	1,398,136	140,861	
98	Receipts/Revenues for "On Behalf" Payments <sup>2</sup>	3998	1,183,795	0	0	0	0	0	0	0	0	
99	<b>Total Receipts/Revenues</b>		25,310,173	1,628,608	2,797,799	1,524,343	1,032,500	932,500	179,861	1,398,136	140,861	
100	<b>DISBURSEMENTS/EXPENDITURES (All Sources with Student Activity Funds)</b>											
101	<b>INSTRUCTION</b>	1000	13,708,564				438,405			450,000		
102	<b>SUPPORT SERVICES</b>	2000	7,362,213	1,682,150		1,798,062	681,300	730,000		948,136	170,000	
103	<b>COMMUNITY SERVICES</b>	3000	513,669	0		0	13,655			0		
104	<b>PAYMENTS TO OTHER DISTRICTS &amp; GOVT UNITS</b>	4000	1,546,900	0	0	0	0	0		0	0	
105	<b>DEBT SERVICES</b>	5000	0	0	2,792,799	0	0			0	0	
106	<b>PROVISION FOR CONTINGENCIES</b>	6000	0	0	0	0	0	0		0	0	
107	<b>Total Direct Disbursements/Expenditures <sup>9</sup></b>		23,131,346	1,682,150	2,792,799	1,798,062	1,133,360	730,000		1,398,136	170,000	
108	Disbursements/Expenditures for "On Behalf" Payments <sup>2</sup>	4180	1,183,795	0	0	0	0	0		0	0	
109	<b>Total Disbursements/Expenditures</b>		24,315,141	1,682,150	2,792,799	1,798,062	1,133,360	730,000		1,398,136	170,000	
110	Excess of Direct Receipts/Revenues Over (Under) Direct Disbursements/Expenditures		995,032	(53,542)	5,000	(273,719)	(100,860)	202,500	179,861	0	(29,139)	
111	<b>OTHER SOURCES/USES OF FUNDS</b>											
112	<b>OTHER SOURCES OF FUNDS (7000)</b>											
113	<b>Total Other Sources of Funds <sup>8</sup></b>		0	0	0	0	0	0	0	0	0	
114	<b>OTHER USES OF FUNDS (8000)</b>											
116	<b>Total Other Uses of Funds <sup>9</sup></b>		0	0	0	0	0	0	0	0	0	
117	<b>Total Other Sources/Uses of Fund</b>		0	0	0	0	0	0	0	0	0	
118	<b>ESTIMATED ENDING FUND BALANCE (All Sources with Student Activity Funds) as of June 30, 2024</b>		21,535,647	3,244,348	192,474	1,018,382	349,843	1,238,207	1,178,818	0	111,131	
119												
120	<b>SUMMARY OF EXPENDITURES Without Student Activity Funds (by Major Object)</b>											
121	Description	Acct #	(10)	(20)	(30)	(40)	(50)	(60)	(70)	(80)	(90)	Total By Object
122			Educational	Operations & Maintenance	Debt Service	Transportation	Municipal Retirement/ Social Security	Capital Projects	Working Cash	Tort	Fire Prevention & Safety	
123	<b>Object Name</b>											
124	Salaries	100	15,184,420	145,000		735,000		0		898,136	0	16,962,556
125	Employee Benefits	200	2,997,939	9,150		143,812	1,133,360	0		0	0	4,284,261
126	Purchased Services	300	1,702,199	1,065,000	0	100,000		730,000		500,000	160,000	4,257,199
127	Supplies & Materials	400	2,173,681	403,000		342,750		0		0	10,000	2,929,431
128	Capital Outlay	500	206,807	60,000		476,500		0		0	0	743,307
129	Other Objects	600	866,300	0	2,792,799	0	0	0		0	0	3,659,099
130	Non-Capitalized Equipment	700	0	0		0		0		0	0	0
131	Termination Benefits	800	0	0		0				0		0
132	<b>Total Expenditures</b>		23,131,346	1,682,150	2,792,799	1,798,062	1,133,360	730,000		1,398,136	170,000	32,835,853

232

	A	B	C	D	E	F	G	H	I	J	K
1			(10)	(20)	(30)	(40)	(50)	(60)	(70)	(80)	(90)
2	Description: Enter Whole Numbers Only	Acct #	Educational	Operations & Maintenance	Debt Service	Transportation	Municipal Retirement/ Social Security	Capital Projects	Working Cash	Tort	Fire Prevention & Safety
3	BEGINNING CASH BALANCE ON HAND (without Student Activity Funds)7 as of July 1, 2023		20,182,791	3,297,886	187,474	1,292,223	450,703	1,035,707	998,957	0	140,270
4	Total Direct Receipts & Other Sources <sup>8</sup>		24,126,378	1,628,608	2,797,799	1,524,343	1,032,500	932,500	179,861	1,398,136	140,861
5	<b>OTHER RECEIPTS</b>										
6	Interfund Loans Payable (Loans from Other Funds)	411									
7	Interfund Loans Receivable (Repayment of Loans)	141									
8	Notes and Warrants Payable	433									
9	Other Current Assets	199									
10	Total Other Receipts		0	0	0	0	0	0	0	0	0
11	Total Direct Receipts, Other Sources, & Other Receipts		24,126,378	1,628,608	2,797,799	1,524,343	1,032,500	932,500	179,861	1,398,136	140,861
12	Total Amount Available		44,309,169	4,926,494	2,985,273	2,816,566	1,483,203	1,968,207	1,178,818	1,398,136	281,131
13	Total Direct Disbursements & Other Uses <sup>9</sup>		23,131,346	1,682,150	2,792,799	1,798,062	1,133,360	730,000	0	1,398,136	170,000
14	<b>OTHER DISBURSEMENTS</b>										
15	Interfund Loans Receivable (Loans to Other Funds) <sup>10</sup>	141									
16	Interfund Loans Payable (Repayment of Loans)	411									
17	Notes and Warrants Payable	433									233
18	Other Current Liabilities	499									
19	Total Other Disbursements		0	0	0	0	0	0	0	0	0
20	Total Direct Disbursements, Other Uses, & Other Disbursements		23,131,346	1,682,150	2,792,799	1,798,062	1,133,360	730,000	0	1,398,136	170,000
21	ENDING CASH BALANCE ON HAND (without Student Activity Funds) as of June 30, 2024		21,177,823	3,244,344	192,474	1,018,504	349,843	1,238,207	1,178,818	0	111,131
22											
23	Activity Funds BEGINNING CASH BALANCE ON HAND <sup>7</sup> as of July 1, 2023		525,027								
24	Total Direct Receipts & Other Sources <sup>8</sup>		0								
25	Total Amount Available		525,027								
26	Total Direct Disbursements & Other Uses <sup>9</sup>		0								
27	Activity funds ENDING CASH BALANCE ON HAND <sup>7</sup> as of June 30, 2024		525,027								
28											
29	Total BEGINNING CASH BALANCE ON HAND (with Student Activity Funds) <sup>7</sup> as of July 1, 2023		20,707,818	3,297,886	187,474	1,292,223	450,703	1,035,707	998,957	0	140,270
30	Total Direct Receipts & Other Sources <sup>8</sup>		24,126,378	1,628,608	2,797,799	1,524,343	1,032,500	932,500	179,861	1,398,136	140,861
31	Total Other Receipts		0	0	0	0	0	0	0	0	0
32	Total Direct Receipts, Other Sources, & Other Receipts		24,126,378	1,628,608	2,797,799	1,524,343	1,032,500	932,500	179,861	1,398,136	140,861
33	Total Amount Available		44,834,196	4,926,494	2,985,273	2,816,566	1,483,203	1,968,207	1,178,818	1,398,136	281,131
34	Total Direct Disbursements & Other Uses <sup>9</sup>		23,131,346	1,682,150	2,792,799	1,798,062	1,133,360	730,000	0	1,398,136	170,000
35	Total Other Disbursements		0	0	0	0	0	0	0	0	0
36	Total Direct Disbursements, Other Uses, & Other Disbursements		23,131,346	1,682,150	2,792,799	1,798,062	1,133,360	730,000	0	1,398,136	170,000
37	Total ENDING CASH BALANCE ON HAND (with Student Activity Funds) <sup>7</sup> as of June 30, 2024		21,702,850	3,244,344	192,474	1,018,504	349,843	1,238,207	1,178,818	0	111,131

	A	B	C	D	E	F	G	H	I	J	K
1			(10)	(20)	(30)	(40)	(50)	(60)	(70)	(80)	(90)
2	Description: Enter Whole Numbers Only	Acct #	Educational	Operations & Maintenance	Debt Service	Transportation	Municipal Retirement/ Social Security	Capital Projects	Working Cash	Tort	Fire Prevention & Safety
3	<b>RECEIPTS/REVENUES FROM LOCAL SOURCES (1000)</b>										
4	<b>AD VALOREM TAXES LEVIED BY LOCAL EDUCATION AGENCY</b>	<b>1100</b>									
5	Designated Purposes Levies <sup>11 (1110-1120)</sup>	-	5,146,879	1,398,608	1,802,405	559,443	450,000		139,861	1,394,636	139,861
6	Leasing Purposes Levy <sup>12</sup>	1130									
7	Special Education Purposes Levy	1140	111,889								
8	FICA and Medicare Only Levies	1150					525,000				
9	Area Vocational Construction Purposes Levy	1160									
10	Summer School Purposes Levy	1170									
11	Other Tax Levies (Describe & Itemize)	1190									
12	<b>Total Ad Valorem Taxes Levied by District</b>		<b>5,258,768</b>	<b>1,398,608</b>	<b>1,802,405</b>	<b>559,443</b>	<b>975,000</b>	<b>0</b>	<b>139,861</b>	<b>1,394,636</b>	<b>139,861</b>
13	<b>PAYMENTS IN LIEU OF TAXES</b>	<b>1200</b>									
14	Mobile Home Privilege Tax	1210	29,000								
15	Payments from Local Housing Authority	1220	14,500								
16	Corporate Personal Property Replacement Taxes <sup>13</sup>	1230	1,400,000				50,000				
17	Other Payments in Lieu of Taxes (Describe & Itemize)	1290									
18	<b>Total Payments in Lieu of Taxes</b>		<b>1,443,500</b>	<b>0</b>	<b>0</b>	<b>0</b>	<b>50,000</b>	<b>0</b>	<b>0</b>	<b>0</b>	<b>0</b>
19	<b>TUITION</b>	<b>1300</b>									<b>234</b>
20	Regular Tuition from Pupils or Parents (In State)	1311									
21	Regular Tuition from Other Districts (In State)	1312									
22	Regular Tuition from Other Sources (In State)	1313									
23	Regular Tuition from Other Sources (Out of State)	1314									
24	Summer School Tuition from Pupils or Parents (In State)	1321									
25	Summer School Tuition from Other Districts (In State)	1322									
26	Summer School Tuition from Other Sources (In State)	1323									
27	Summer School Tuition from Other Sources (Out of State)	1324									
28	CTE Tuition from Pupils or Parents (In State)	1331									
29	CTE Tuition from Other Districts (In State)	1332									
30	CTE Tuition from Other Sources (In State)	1333									
31	CTE Tuition from Other Sources (Out of State)	1334									
32	Special Education Tuition from Pupils or Parents (In State)	1341									
33	Special Education Tuition from Other Districts (In State)	1342									
34	Special Education Tuition from Other Sources (In State)	1343									
35	Special Education Tuition from Other Sources (Out of State)	1344									
36	Adult Tuition from Pupils or Parents (In State)	1351									
37	Adult Tuition from Other Districts (In State)	1352									
38	Adult Tuition from Other Sources (In State)	1353									
39	Adult Tuition from Other Sources (Out of State)	1354									
40	<b>Total Tuition</b>		<b>0</b>								
41	<b>TRANSPORTATION FEES</b>	<b>1400</b>									
42	Regular Transportation Fees from Pupils or Parents (In State)	1411									
43	Regular Transportation Fees from Other Districts (In State)	1412				10,700					
44	Regular Transportation Fees from Other Sources (In State)	1413				4,000					
45	Regular Transportation Fees from Co-curricular Activities (In State)	1415				28,000					
46	Regular Transportation Fees from Other Sources (Out of State)	1416									
47	Summer School Transportation Fees from Pupils or Parents (In State)	1421									
48	Summer School Transportation Fees from Other Districts (In State)	1422									
49	Summer School Transportation Fees from Other Sources (In State)	1423									
50	Summer School Transportation Fees from Other Sources (Out of State)	1424									
51	CTE Transportation Fees from Pupils or Parents (In State)	1431									
52	CTE Transportation Fees from Other Districts (In State)	1432									
53	CTE Transportation Fees from Other Sources (In State)	1433									
54	CTE Transportation Fees from Other Sources (Out of State)	1434									
55	Special Education Transportation Fees from Pupils or Parents (In State)	1441									
56	Special Education Transportation Fees from Other Districts (In State)	1442									

	A	B	C	D	E	F	G	H	I	J	K
1			(10)	(20)	(30)	(40)	(50)	(60)	(70)	(80)	(90)
2	Description: Enter Whole Numbers Only	Acct #	Educational	Operations & Maintenance	Debt Service	Transportation	Municipal Retirement/ Social Security	Capital Projects	Working Cash	Tort	Fire Prevention & Safety
57	Special Education Transportation Fees from Other Sources (In State)	1443									
58	Special Education Transportation Fees from Other Sources (Out of State)	1444									
59	Adult Transportation Fees from Pupils or Parents (In State)	1451									
60	Adult Transportation Fees from Other Districts (In State)	1452									
61	Adult Transportation Fees from Other Sources (In State)	1453									
62	Adult Transportation Fees from Other Sources (Out of State)	1454									
63	<b>Total Transportation Fees</b>					42,700					
64	<b>EARNINGS ON INVESTMENTS</b>	<b>1500</b>									
65	Interest on Investments	1510	600,000	130,000	7,500	15,000	7,500	2,500	40,000	3,500	1,000
66	Gain or Loss on Sale of Investments	1520									
67	<b>Total Earnings on Investments</b>		600,000	130,000	7,500	15,000	7,500	2,500	40,000	3,500	1,000
68	<b>FOOD SERVICE</b>	<b>1600</b>									
69	Sales to Pupils - Lunch	1611	4,700								
70	Sales to Pupils - Breakfast	1612	250								
71	Sales to Pupils - A la Carte	1613	475								
72	Sales to Pupils - Other (Describe & Itemize)	1614									
73	Sales to Adults	1620	7,000								
74	Other Food Service (Describe & Itemize)	1690	1,000								
75	<b>Total Food Service</b>		13,425								235
76	<b>DISTRICT/SCHOOL ACTIVITY INCOME</b>	<b>1700</b>									
77	Admissions - Athletic	1711	60,000								
78	Admissions - Other	1719									
79	Fees	1720									
80	Book Store Sales	1730									
81	Other District/School Activity Revenue (Describe & Itemize)	1790	7,000								
82	Student Activity Fund Revenues	1799									
83	<b>Total District/School Activity Income (without Student Activity Funds 1799)</b>		67,000	0							
84	<b>Total District/School Activity Income (with Student Activity Funds 1799)</b>		67,000								
85	<b>TEXTBOOK INCOME</b>	<b>1800</b>									
86	Textbook Rentals - Regular Textbooks	1811	170,000								
87	Textbook Rentals - Summer School Textbooks	1812									
88	Textbook Rentals - Adult/Continuing Education Textbooks	1813									
89	Textbook Rentals - Other (Describe & Itemize)	1819									
90	Textbook Sales - Regular Textbooks	1821									
91	Textbook Sales - Summer School	1822									
92	Textbook Sales - Adult/Continuing Education	1823									
93	Textbook Sales - Other (Describe & Itemize)	1829									
94	Other Textbook Income (Describe & Itemize)	1890									
95	<b>Total Textbooks</b>		170,000								
96	<b>OTHER REVENUE FROM LOCAL SOURCES</b>	<b>1900</b>									
97	Rentals	1910	500								
98	Contributions and Donations from Private Sources	1920									
99	Impact Fees from Municipal or County Governments	1930									
100	Services Provided Other Districts	1940									
101	Refund of Prior Years' Expenditures	1950	4,500								
102	Payments of Surplus Moneys from TIF Districts	1960									
103	Drivers' Education Fees	1970	14,500								
104	Proceeds from Vendors' Contracts	1980	0	0	0	0	0	0	0	0	0
105	School Facility Occupation Tax Proceeds	1983			987,894			800,000			
106	Payment from Other Districts	1991									
107	Sale of Vocational Projects	1992									
108	Other Local Fees (Describe & Itemize)	1993									
109	Other Local Revenues (Describe & Itemize)	1999	88,700								
110	<b>Total Other Revenue from Local Sources</b>		108,200	0	987,894	0	0	800,000	0	0	0

	A	B	C	D	E	F	G	H	I	J	K
1	Description: Enter Whole Numbers Only	Acct #	(10)	(20)	(30)	(40)	(50)	(60)	(70)	(80)	(90)
2			Educational	Operations & Maintenance	Debt Service	Transportation	Municipal Retirement/ Social Security	Capital Projects	Working Cash	Tort	Fire Prevention & Safety
111	Total Receipts/Revenues from Local Sources (without Student Activity Funds 1799)	1000	7,660,893	1,528,608	2,797,799	617,143	1,032,500	802,500	179,861	1,398,136	140,861
112	Total Receipts/Revenues from Local Sources (with Student Activity Funds 1799)		7,660,893								
113	<b>FLOW-THROUGH RECEIPTS/REVENUES FROM ONE DISTRICT TO ANOTHER DISTRICT (2000)</b>										
114	Flow-Through Revenue from State Sources	2100									
115	Flow-Through Revenue from Federal Sources	2200									
116	Other Flow-Through Revenue (Describe & Itemize)	2300									
117	Total Flow-Through Receipts/Revenues From One District to Another District	2000	0	0		0	0				
118	<b>RECEIPTS/REVENUES FROM STATE SOURCES (3000)</b>										
119	<b>UNRESTRICTED GRANTS-IN-AID (3001-3099)</b>										
120	Evidence Based Funding Formula (Section 18-8.15)	3001	11,393,287								
121	Reorganization Incentives (Accounts 3005-3021)	3005									
122	Fast Growth District Grants	3030									
123	Other Unrestricted Grants-In-Aid From State Sources (Describe & Itemize)	3099									236
124	Total Unrestricted Grants-in-Aid		11,393,287	0	0	0	0	0		0	0
125	<b>RESTRICTED GRANTS-IN-AID (3100-3900)</b>										
126	<b>SPECIAL EDUCATION</b>										
127	Special Education - Private Facility Tuition	3100									
128	Special Education - Funding for Children Requiring Sp Ed Services	3105									
129	Special Education - Personnel	3110									
130	Special Education - Orphanage - Individual	3120	90,000								
131	Special Education - Orphanage - Summer Individual	3130									
132	Special Education - Summer School	3145									
133	Special Education - Other (Describe & Itemize)	3199									
134	Total Special Education		90,000	0		0					
135	<b>CAREER AND TECHNICAL EDUCATION (CTE)</b>										
136	CTE - Technical Education - Tech Prep	3200									
137	CTE - Secondary Program Improvement (CTEI)	3220									
138	CTE - WECEP	3225									
139	CTE - Agriculture Education	3235	39,000								
140	CTE - Instructor Practicum	3240									
141	CTE - Student Organizations	3270									
142	CTE - Other (Describe & Itemize)	3299	85,000								
143	Total Career and Technical Education		124,000	0			0				
144	<b>BILINGUAL EDUCATION</b>										
145	Bilingual Education - Downstate - TPI and TBE	3305									
146	Bilingual Education - Downstate - Transitional Bilingual Education	3310									
147	Total Bilingual Education		0				0				
148	State Free Lunch & Breakfast	3360	5,000								
149	School Breakfast Initiative	3365									
150	Driver Education	3370	31,000								
151	Adult Education (from ICCB)	3410									
152	Adult Education - Other (Describe & Itemize)	3499									
153	<b>TRANSPORTATION</b>										
154	Transportation - Regular and Vocational	3500				672,900					
155	Transportation - Special Education	3510				234,300					
156	Transportation - Other (Describe & Itemize)	3599									
157	Total Transportation		0	0		907,200	0				
158	Learning Improvement - Change Grants	3610									
159	Scientific Literacy	3660									
160	Truant Alternative/Optional Education	3695									

	A	B	C	D	E	F	G	H	I	J	K
1			(10)	(20)	(30)	(40)	(50)	(60)	(70)	(80)	(90)
2	Description: Enter Whole Numbers Only	Acct #	Educational	Operations & Maintenance	Debt Service	Transportation	Municipal Retirement/ Social Security	Capital Projects	Working Cash	Tort	Fire Prevention & Safety
161	Early Childhood - Block Grant	3705	810,000								
162	Chicago General Education Block Grant	3766									
163	Chicago Educational Services Block Grant	3767									
164	School Safety & Educational Improvement Block Grant	3775									
165	Technology - Technology for Success	3780									
166	State Charter Schools	3815									
167	Extended Learning Opportunities - Summer Bridges	3825									
168	Infrastructure Improvements - Planning/Construction	3920									
169	School Infrastructure - Maintenance Projects	3925									
170	Other Restricted Revenue from State Sources (Describe & Itemize)	3999									
171	<b>Total Restricted Grants-In-Aid</b>		1,060,000	0	0	907,200	0	0	0	0	0
172	<b>Total Receipts/Revenues from State Sources</b>	3000	12,453,287	0	0	907,200	0	0	0	0	0
173	<b>RECEIPTS/REVENUES FROM FEDERAL SOURCES (4000)</b>										
174	<b>UNRESTRICTED GRANTS-IN-AID RECEIVED DIRECTLY FROM FEDERAL GOVT. (4001-4009)</b>										
175	Federal Impact Aid	4001									
176	Other Unrestricted Grants-In-Aid Received from Fed. Govt. (Describe & Itemize)	4009									
177	<b>Total Unrestricted Grants-In-Aid Received Directly from Fed Govt</b>		0	0	0	0	0	0	0	0	237
178	<b>RESTRICTED GRANTS-IN-AID RECEIVED DIRECTLY FROM FEDERAL GOVT (4045-4090)</b>										
179	Head Start	4045									
180	Construction (Impact Aid)	4050									
181	MAGNET	4060									
182	Other Restricted Grants-In-Aid Received from Fed. Govt. (Describe & Itemize)	4090									
183	<b>Total Restricted Grants-In-Aid Received Directly from Federal Govt.</b>		0	0		0	0	0			0
184	<b>RESTRICTED GRANTS-IN-AID RECEIVED FROM FEDERAL GOVT. THRU THE STATE (4100-4999)</b>										
185	<b>TITLE V</b>										
186	Title V - Flexibility and Accountability	4100									
187	Title V - SEA Projects	4105									
188	Title V - Rural Education Initiative (REI)	4107									
189	Title V - Other (Describe & Itemize)	4199									
190	<b>Total Title V</b>		0	0		0	0				
191	<b>FOOD SERVICE</b>										
192	Breakfast Start-Up Expansion	4200									
193	National School Lunch Program	4210	725,000								
194	Special Milk Program	4215									
195	School Breakfast Program	4220	250,000								
196	Summer Food Service Admin/Program	4225									
197	Child and Adult Care Food Program	4226									
198	Fresh Fruit and Vegetables	4240									
199	Food Service - Other (Describe & Itemize)	4299									
200	<b>Total Food Service</b>		975,000				0				
201	<b>TITLE I</b>										
202	Title I - Low Income	4300	800,000								
203	Title I - Low Income - Neglected, Private	4305									
204	Title I - Migrant Education	4340									
205	Title I - Other (Describe & Itemize)	4399									
206	<b>Total Title I</b>		800,000	0		0	0				
207	<b>TITLE IV</b>										
208	Title IV - Student Support & Academic Enrichment Grant	4400	19,000								
209	Title IV - Part A - Student Support & Academic Enrichment Grants Safe and Drug Free Schools	4415									

	A	B	C	D	E	F	G	H	I	J	K
1			(10)	(20)	(30)	(40)	(50)	(60)	(70)	(80)	(90)
2	Description: Enter Whole Numbers Only	Acct #	Educational	Operations & Maintenance	Debt Service	Transportation	Municipal Retirement/ Social Security	Capital Projects	Working Cash	Tort	Fire Prevention & Safety
210	Title IV - 21st Century	4421	315,000								
211	Title IV - Other (Describe & Itemize)	4499									
212	<b>Total Title IV</b>		<b>334,000</b>	<b>0</b>		<b>0</b>	<b>0</b>				
213	<b>FEDERAL - SPECIAL EDUCATION</b>										
214	Federal Special Education - Preschool Flow-Through	4600	46,653								
215	Federal Special Education - Preschool Discretionary	4605									
216	Federal Special Education - IDEA Flow Through	4620	740,368								
217	Federal Special Education - IDEA Room & Board	4625									
218	Federal Special Education - IDEA Discretionary	4630									
219	Federal Special Education - IDEA - Other (Describe & Itemize)	4699									
220	<b>Total Federal Special Education</b>		<b>787,021</b>	<b>0</b>		<b>0</b>	<b>0</b>				
221	<b>CTE - PERKINS</b>										
222	CTE - Perkins-Title III E Tech Prep	4770									
223	CTE - Other (Describe & Itemize)	4799	24,000								
224	<b>Total CTE - Perkins</b>		<b>24,000</b>	<b>0</b>			<b>0</b>				
225	Federal - Adult Education	4810									
226	ARRA - General State Aid - Education Stabilization	4850									
227	ARRA - Title I - Low Income	4851									
228	ARRA - Title I - Neglected, Private	4852									
229	ARRA - Title I - Delinquent, Private	4853									
230	ARRA - Title I - School Improvement (Part A)	4854									
231	ARRA - Title I - School Improvement (Section 1003g)	4855									
232	ARRA - IDEA - Part B - Preschool	4856									
233	ARRA - IDEA - Part B - Flow-Through	4857									
234	ARRA - Title IID - Technology - Formula	4860									
235	ARRA - Title IID - Technology - Competitive	4861									
236	ARRA - McKinney - Vento Homeless Education	4862									
237	ARRA - Child Nutrition Equipment Assistance	4863									
238	Impact Aid Formula Grants	4864									
239	Impact Aid Competitive Grants	4865									
240	Qualified Zone Academy Bond Tax Credits	4866									
241	Qualified School Construction Bond Credits	4867									
242	Build America Bond Tax Credits	4868									
243	Build America Bond Interest Reimbursement	4869									
244	ARRA - General State Aid - Other Government Services Stabilization	4870									
245	Other ARRA Funds - II	4871									
246	Other ARRA Funds - III	4872									
247	Other ARRA Funds - IV	4873									
248	Other ARRA Funds - V	4874									
249	ARRA - Early Childhood	4875									
250	Other ARRA Funds - VII	4876									
251	Other ARRA Funds - VIII	4877									
252	Other ARRA Funds - IX	4878									
253	Other ARRA Funds - X	4879									
254	Other ARRA Funds - Ed Job Fund Program	4880									
255	<b>Total Stimulus Programs</b>		<b>0</b>	<b>0</b>	<b>0</b>	<b>0</b>	<b>0</b>	<b>0</b>		<b>0</b>	<b>0</b>
256	Race to the Top Program	4901									
257	Race to the Top - Preschool Expansion Grant	4902									
258	Title III - Instruction for English Learners & Immigrant Students	4905									
259	Title III - English Language Acquisition	4909									
260	McKinney Education for Homeless Children	4920									
261	Title II - Eisenhower - Professional Development Formula	4930									
262	Title II - Teacher Quality	4932	135,000								
263	Title II - Part A - Supporting Effective Instruction - State Grants	4935									
264	Federal Charter Schools	4960									
265	State Assessment Grants	4981									

238

	A	B	C	D	E	F	G	H	I	J	K
1			(10)	(20)	(30)	(40)	(50)	(60)	(70)	(80)	(90)
2	Description: Enter Whole Numbers Only	Acct #	Educational	Operations & Maintenance	Debt Service	Transportation	Municipal Retirement/ Social Security	Capital Projects	Working Cash	Tort	Fire Prevention & Safety
266	Grant for State Assessments and Related Activities	4982									
267	Medicaid Matching Funds - Administrative Outreach	4991	50,000								
268	Medicaid Matching Funds - Fee-For-Service Program	4992	40,000								
269	Other Restricted Grants Received from Fed. Govt. thru State <i>(Describe &amp; Itemize)</i>	4998	867,177	100,000				130,000			
270	<b>Total Restricted Grants-In-Aid Received from Federal Govt. Thru the State</b>		4,012,198	100,000	0	0	0	130,000		0	0
271	<b>TOTAL RECEIPTS/REVENUES FROM FEDERAL SOURCES</b>	<b>4000</b>	4,012,198	100,000	0	0	0	130,000	0	0	0
272	<b>TOTAL DIRECT RECEIPTS/REVENUES (without Student Activity Funds 1799)</b>		24,126,378	1,628,608	2,797,799	1,524,343	1,032,500	932,500	179,861	1,398,136	140,861
273	<b>TOTAL DIRECT RECEIPTS/REVENUES (with Student Activity Funds 1799)</b>		24,126,378								

1	A	B	C	D	E	F	G	H	I	J	K
2	Description: Enter Whole Numbers Only	Funct #	(100) Salaries	(200) Employee Benefits	(300) Purchased Services	(400) Supplies & Materials	(500) Capital Outlay	(600) Other Objects	(700) Non-Capitalized Equipment	(800) Termination Benefits	(900) Total
3	<b>10 - EDUCATIONAL FUND (ED)</b>										
4	<b>INSTRUCTION (ED)</b>	<b>1000</b>									
5	Regular Programs	1100	6,460,940	1,509,050	180,370	431,400	84,025	0	0	0	8,665,785
6	Tuition Payment to Charter Schools	1115									0
7	Pre-K Programs	1125	366,315	107,702	1,990	4,000	2,475				482,482
8	Special Education Programs (Functions 1200 - 1220)	1200	1,481,500	305,412	7,975	14,825	5,500				1,815,212
9	Special Education Programs Pre-K	1225									0
10	Remedial and Supplemental Programs K-12	1250	643,100	98,150	25,000	285,000	750				1,052,000
11	Remedial and Supplemental Programs Pre-K	1275									0
12	Adult/Continuing Education Programs	1300									0
13	CTE Programs	1400	827,000	142,524	74,761	63,883	30,942	3,000			1,142,110
14	Interscholastic Programs	1500	301,385	25,430	75,825	43,145	4,100	1,650			451,535
15	Summer School Programs	1600									0
16	Gifted Programs	1650									0
17	Driver's Education Programs	1700	46,000	10,075	2,030	3,970	615				62,690
18	Bilingual Programs	1800	13,000	500		250					13,750
19	Truant Alternative & Optional Programs	1900	0	0	0	0	0	0	0	0	0
20	Pre-K Programs - Private Tuition	1910									0
21	Regular K-12 Programs Private Tuition	1911						3,000			3,000
22	Special Education Programs K-12 Private Tuition	1912						20,000			240,000
23	Special Education Programs Pre-K Tuition	1913									0
24	Remedial/Supplemental Programs K-12 Private Tuition	1914									0
25	Remedial/Supplemental Programs Pre-K Private Tuition	1915									0
26	Adult/Continuing Education Programs Private Tuition	1916									0
27	CTE Programs Private Tuition	1917									0
28	Interscholastic Programs Private Tuition	1918									0
29	Summer School Programs Private Tuition	1919									0
30	Gifted Programs Private Tuition	1920									0
31	Bilingual Programs Private Tuition	1921									0
32	Truants Alternative/Opt Ed Programs Private Tuition	1922									0
33	Student Activity Fund Expenditures	1999									0
34	<b>Total Instruction<sup>14</sup> (Without Student Activity Funds 1999)</b>	<b>1000</b>	<b>10,139,240</b>	<b>2,198,843</b>	<b>367,951</b>	<b>846,473</b>	<b>128,407</b>	<b>27,650</b>	<b>0</b>	<b>0</b>	<b>13,708,564</b>
35	<b>Total Instruction<sup>14</sup> (With Student Activity Funds 1999)</b>	<b>1000</b>	<b>10,139,240</b>	<b>2,198,843</b>	<b>367,951</b>	<b>846,473</b>	<b>128,407</b>	<b>27,650</b>	<b>0</b>	<b>0</b>	<b>13,708,564</b>
36	<b>SUPPORT SERVICES (ED)</b>	<b>2000</b>									
37	<b>Support Services - Pupil</b>	<b>2100</b>									
38	Attendance & Social Work Services	2110	1,600	365		1,000					2,965
39	Guidance Services	2120	293,500	82,275	8,150	6,000	3,400	150			393,475
40	Health Services	2130	157,000	30,500	11,500	7,000		350			206,350
41	Psychological Services	2140			750						750
42	Speech Pathology & Audiology Services	2150	285,000	71,600	1,100	1,625		2,500			361,825
43	Other Support Services - Pupils (Describe & Itemize)	2190	148,000	22,400							170,400
44	<b>Total Support Services - Pupil</b>	<b>2100</b>	<b>885,100</b>	<b>207,140</b>	<b>21,500</b>	<b>15,625</b>	<b>3,400</b>	<b>3,000</b>	<b>0</b>	<b>0</b>	<b>1,135,765</b>
45	<b>Support Services - Instructional Staff</b>	<b>2200</b>									
46	Improvement of Instruction Services	2210	121,150	35,582	115,529	2,025					274,286
47	Educational Media Services	2220	196,600	50,620	6,730	31,620	1,000	1,100			287,670
48	Assessment & Testing	2230			42,979						42,979
49	<b>Total Support Services - Instructional Staff</b>	<b>2200</b>	<b>317,750</b>	<b>86,202</b>	<b>165,238</b>	<b>33,645</b>	<b>1,000</b>	<b>1,100</b>	<b>0</b>	<b>0</b>	<b>604,935</b>
50	<b>Support Services - General Administration</b>	<b>2300</b>									
51	Board of Education Services	2310	6,300		98,750	7,750		7,200			120,000
52	Executive Administration Services	2320	222,000	25,850	18,000	3,000	2,000	500			271,350
53	Special Area Administration Services	2330	413,138	61,220	21,650	6,100	10,000	900			513,008
54	Tort Immunity Services	2361, 2365	0	0	0	0	0	0	0	0	0
55	<b>Total Support Services - General Administration</b>	<b>2300</b>	<b>641,438</b>	<b>87,070</b>	<b>138,400</b>	<b>16,850</b>	<b>12,000</b>	<b>8,600</b>	<b>0</b>	<b>0</b>	<b>904,358</b>
56	<b>Support Services - School Administration</b>	<b>2400</b>									
57	Office of the Principal Services	2410	986,500	129,250	49,150	34,500	18,000	5,450			1,222,850
58	Other Support Services - School Administration (Describe & Itemize)	2490									0
59	<b>Total Support Services - School Administration</b>	<b>2400</b>	<b>986,500</b>	<b>129,250</b>	<b>49,150</b>	<b>34,500</b>	<b>18,000</b>	<b>5,450</b>	<b>0</b>	<b>0</b>	<b>1,222,850</b>

	A	B	C	D	E	F	G	H	I	J	K
1	Description: Enter Whole Numbers Only	Funct #	(100) Salaries	(200) Employee Benefits	(300) Purchased Services	(400) Supplies & Materials	(500) Capital Outlay	(600) Other Objects	(700) Non-Capitalized Equipment	(800) Termination Benefits	(900) Total
60	<b>Support Services - Business</b>	<b>2500</b>									
61	Direction of Business Support Services	2510									0
62	Fiscal Services	2520	120,000	9,150	42,000	35,500					206,650
63	Operation & Maintenance of Plant Services	2540	862,500	101,100		425,000					1,388,600
64	Pupil Transportation Services	2550	96,200		68,400	29,100					193,700
65	Food Services	2560	468,000	65,000	2,600	651,350					1,186,950
66	Internal Services	2570									0
67	<b>Total Support Services - Business</b>	<b>2500</b>	<b>1,546,700</b>	<b>175,250</b>	<b>113,000</b>	<b>1,140,950</b>	<b>0</b>	<b>0</b>	<b>0</b>	<b>0</b>	<b>2,975,900</b>
68	<b>Support Services - Central</b>	<b>2600</b>									
69	Direction of Central Support Services	2610									0
70	Planning, Research, Development & Evaluation Services	2620	6,000	1,380		500					7,880
71	Information Services	2630			40,000	1,500					41,500
72	Staff Services	2640									0
73	Data Processing Services	2660	245,000	18,300	41,500	41,000	25,000				370,800
74	<b>Total Support Services - Central</b>	<b>2600</b>	<b>251,000</b>	<b>19,680</b>	<b>81,500</b>	<b>43,000</b>	<b>25,000</b>	<b>0</b>	<b>0</b>	<b>0</b>	<b>420,180</b>
75	<b>Other Support Services - Misc. (Describe &amp; Itemize)</b>	<b>2900</b>	<b>80,100</b>	<b>13,475</b>	<b>4,400</b>	<b>250</b>					<b>98,225</b>
76	<b>Total Support Services</b>	<b>2000</b>	<b>4,708,588</b>	<b>718,067</b>	<b>573,188</b>	<b>1,284,820</b>	<b>59,400</b>	<b>18,150</b>	<b>0</b>	<b>0</b>	<b>7,362,213</b>
77	<b>COMMUNITY SERVICES (ED)</b>	<b>3000</b>	<b>336,592</b>	<b>81,029</b>	<b>34,660</b>	<b>42,388</b>	<b>19,000</b>				<b>513,669</b>
78	<b>PAYMENTS TO OTHER DIST &amp; GOVT UNITS (ED)</b>	<b>4000</b>									<b>241</b>
79	<b>Payments to Other Dist &amp; Govt Units (In-State)</b>	<b>4100</b>									<b>0</b>
80	Payments for Regular Programs	4110									0
81	Payments for Special Education Programs	4120			723,000						723,000
82	Payments for Adult/Continuing Education Programs	4130									0
83	Payments for CTE Programs	4140									0
84	Payments for Community College Programs	4170			3,400						3,400
85	Other Payments to In-State Govt Units - Programs (Describe & Itemize)	4190									0
86	<b>Total Payments to Other Dist &amp; Govt Units (In-State)</b>	<b>4100</b>			<b>726,400</b>			<b>0</b>			<b>726,400</b>
87	Payments for Regular Programs - Tuition	4210									0
88	Payments for Special Education Programs - Tuition	4220					820,500				820,500
89	Payments for Adult/Continuing Education Programs - Tuition	4230									0
90	Payments for CTE Programs - Tuition	4240									0
91	Payments for Community College Programs - Tuition	4270									0
92	Payments for Other Programs - Tuition	4280									0
93	Other Payments to In-State Govt Units - Tuition (Describe & Itemize)	4290									0
94	<b>Total Payments to Other Dist &amp; Govt Units - Tuition (In State)</b>	<b>4200</b>					<b>820,500</b>				<b>820,500</b>
95	Payments for Regular Programs - Transfers	4310									0
96	Payments for Special Education Programs - Transfers	4320									0
97	Payments for Adult/Continuing Ed Programs - Transfers	4330									0
98	Payments for CTE Programs - Transfers	4340									0
99	Payments for Community College Program - Transfers	4370									0
100	Payments for Other Programs - Transfers	4380									0
101	Other Payments to In-State Govt Units - Transfers (Describe & Itemize)	4390									0
102	<b>Total Payments to Other Dist &amp; Govt Units-Transfers (In State)</b>	<b>4300</b>			<b>0</b>			<b>0</b>			<b>0</b>
103	Payments to Other Dist & Govt Units (Out of State)	4400									0
104	<b>Total Payments to Other Dist &amp; Govt Units</b>	<b>4000</b>			<b>726,400</b>			<b>820,500</b>			<b>1,546,900</b>
105	<b>DEBT SERVICE (ED)</b>	<b>5000</b>									
106	<b>Debt Service - Interest on Short-Term Debt</b>	<b>5100</b>									
107	Tax Anticipation Warrants	5110									0
108	Tax Anticipation Notes	5120									0
109	Corporate Personal Property Repl Tax Anticipated Notes	5130									0
110	State Aid Anticipation Certificates	5140									0
111	Other Interest on Short-Term Debt (Describe & Itemize)	5150									0
112	<b>Total Debt Service - Interest on Short-Term Debt</b>	<b>5100</b>						<b>0</b>			<b>0</b>
113	<b>Debt Service - Interest on Long-Term Debt</b>	<b>5200</b>									<b>0</b>
114	<b>Total Debt Service</b>	<b>5000</b>						<b>0</b>			<b>0</b>
115	<b>PROVISION FOR CONTINGENCIES (ED)</b>	<b>6000</b>									<b>0</b>
116	<b>Total Direct Disbursements/Expenditures (without Student Activity Funds (1999))</b>		<b>15,184,420</b>	<b>2,997,939</b>	<b>1,702,199</b>	<b>2,173,681</b>	<b>206,807</b>	<b>866,300</b>	<b>0</b>	<b>0</b>	<b>23,131,346</b>

	A	B	C	D	E	F	G	H	I	J	K
1	Description: Enter Whole Numbers Only	Funct #	(100) Salaries	(200) Employee Benefits	(300) Purchased Services	(400) Supplies & Materials	(500) Capital Outlay	(600) Other Objects	(700) Non-Capitalized Equipment	(800) Termination Benefits	(900) Total
117	Total Direct Disbursements/Expenditures (with Student Activity Funds (1999))		15,184,420	2,997,939	1,702,199	2,173,681	206,807	866,300	0	0	23,131,346
118	Excess (Deficiency) of Receipts/Revenues Over Disbursements/Expenditures (without Student Activity Funds 1999)										995,032
119	Excess (Deficiency) of Receipts/Revenues Over Disbursements/Expenditures (with Student Activity Funds 1999)										995,032
120											
121	<b>20 - OPERATIONS AND MAINTENANCE FUND (O&amp;M)</b>										
122	<b>SUPPORT SERVICES (O&amp;M)</b>	<b>2000</b>									
123	Support Services - Pupil	2100									
124	Other Support Services - Pupils (Describe & Itemize)	2190									0
125	<b>Support Services - Business</b>	<b>2500</b>									
126	Direction of Business Support Services	2510									0
127	Facilities Acquisition & Construction Services	2530									0
128	Operation & Maintenance of Plant Services	2540	145,000	9,150	1,065,000	403,000	60,000				1,682,150
129	Pupil Transportation Services	2550									0
130	Food Services	2560									0
131	<b>Total Support Services - Business</b>	<b>2500</b>	<b>145,000</b>	<b>9,150</b>	<b>1,065,000</b>	<b>403,000</b>	<b>60,000</b>	<b>0</b>	<b>0</b>	<b>0</b>	<b>1,682,150</b>
132	<b>Other Support Services - Misc. (Describe &amp; Itemize)</b>	<b>2900</b>									0
133	<b>Total Support Services</b>	<b>2000</b>	<b>145,000</b>	<b>9,150</b>	<b>1,065,000</b>	<b>403,000</b>	<b>60,000</b>	<b>0</b>	<b>0</b>	<b>0</b>	<b>1,682,150</b>
134	<b>COMMUNITY SERVICES (O&amp;M)</b>	<b>3000</b>									<b>242</b> 0
135	<b>PAYMENTS TO OTHER DIST &amp; GOVT UNITS (O&amp;M)</b>	<b>4000</b>									
136	<b>Payments to Other Dist &amp; Govt Units (In-State)</b>	<b>4100</b>									
137	Payments for Regular Programs	4110									0
138	Payments for Special Education Programs	4120									0
139	Payments for CTE Program	4140									0
140	Other Payments to In-State Govt Units - Programs (Describe & Itemize)	4190									0
141	<b>Total Payments to Other Dist &amp; Govt Units (In-State)</b>	<b>4100</b>			<b>0</b>			<b>0</b>			<b>0</b>
142	Payments to Other Dist & Govt Units (Out of State) <sup>14</sup>	4400									0
143	<b>Total Payments to Other Dist &amp; Govt Unit</b>	<b>4000</b>			<b>0</b>			<b>0</b>			<b>0</b>
144	<b>DEBT SERVICE (O&amp;M)</b>	<b>5000</b>									
145	<b>Debt Service - Interest on Short-Term Debt</b>	<b>5100</b>									
146	Tax Anticipation Warrants	5110									0
147	Tax Anticipation Notes	5120									0
148	Corporate Personal Prop Repl Tax Anticipated Notes	5130									0
149	State Aid Anticipation Certificates	5140									0
150	Other Interest on Short-Term Debt (Describe & Itemize)	5150									0
151	<b>Total Debt Service - Interest on Short-Term Debt</b>	<b>5100</b>						<b>0</b>			<b>0</b>
152	<b>Debt Service - Interest on Long-Term Debt</b>	<b>5200</b>									0
153	<b>Total Debt Service</b>	<b>5000</b>						<b>0</b>			<b>0</b>
154	<b>PROVISION FOR CONTINGENCIES (O&amp;M)</b>	<b>6000</b>									0
155	<b>Total Direct Disbursements/Expenditures</b>		<b>145,000</b>	<b>9,150</b>	<b>1,065,000</b>	<b>403,000</b>	<b>60,000</b>	<b>0</b>	<b>0</b>	<b>0</b>	<b>1,682,150</b>
156	Excess (Deficiency) of Receipts/Revenues Over Disbursements/Expenditures										(53,542)
157											
158	<b>30 - DEBT SERVICE FUND (DS)</b>										
159	<b>PAYMENTS TO OTHER DIST &amp; GOVT UNITS (DS)</b>	<b>4000</b>									
160	<b>Payments to Other Dist &amp; Govt Units (In-State)</b>	<b>4100</b>									
161	Payments for Regular Programs	4110									0
162	Payments for Special Education Programs	4120									0
163	Other Payments to In-State Govt Units - Programs (Describe & Itemize)	4190									0
164	<b>Total Payments to Other Dist &amp; Govt Units (In-State)</b>	<b>4000</b>						<b>0</b>			<b>0</b>
165	<b>DEBT SERVICE (DS)</b>	<b>5000</b>									
166	<b>Debt Service - Interest on Short-Term Debt</b>	<b>5100</b>									
167	Tax Anticipation Warrants	5110									0
168	Tax Anticipation Notes	5120									0
169	Corporate Personal Prop Repl Tax Anticipation Notes	5130									0
170	State Aid Anticipation Certificates	5140									0

	A	B	C	D	E	F	G	H	I	J	K
1	Description: Enter Whole Numbers Only	Funct #	(100) Salaries	(200) Employee Benefits	(300) Purchased Services	(400) Supplies & Materials	(500) Capital Outlay	(600) Other Objects	(700) Non-Capitalized Equipment	(800) Termination Benefits	(900) Total
171	Other Interest on Short-Term Debt <i>(Describe &amp; Itemize)</i>	5150									0
172	<b>Total Debt Service - Interest On Short-Term Debt</b>	<b>5100</b>						0			0
173	Debt Service - Interest on Long-Term Debt	5200						1,502,799			1,502,799
174	Debt Service - Payments of Principal on Long-Term Debt <sup>15</sup> <i>(Lease/Purchase Principal Retired) (Describe &amp; Itemize)</i>	5300						1,290,000			1,290,000
175	Debt Service - Other <i>(Describe &amp; Itemize)</i>	5400									0
176	<b>Total Debt Service</b>	<b>5000</b>			0			2,792,799			2,792,799
177	<b>PROVISION FOR CONTINGENCIES (DS)</b>	<b>6000</b>									0
178	<b>Total Direct Disbursements/Expenditures</b>				0			2,792,799			2,792,799
179	Excess (Deficiency) of Receipts/Revenues Over Disbursements/Expenditures										5,000
180											
181	<b>40 - TRANSPORTATION FUND (TR)</b>										
182	<b>SUPPORT SERVICES (TR)</b>	<b>2000</b>									
183	Support Services - Pupils	2100									
184	Other Support Services - Pupils <i>(Describe &amp; Itemize)</i>	2190									0
185	<b>Support Services - Business</b>										
186	Pupil Transportation Services	2550	735,000	143,812	100,000	342,750	476,500				1,798,062
187	Other Support Services - Business <i>(Describe &amp; Itemize)</i>	2900									0
188	<b>Total Support Services</b>	<b>2000</b>	<b>735,000</b>	<b>143,812</b>	<b>100,000</b>	<b>342,750</b>	<b>476,500</b>	<b>0</b>	<b>0</b>	<b>0</b>	<b>2,438,062</b>
189	<b>COMMUNITY SERVICES (TR)</b>	<b>3000</b>									<b>243</b>
190	<b>PAYMENTS TO OTHER DIST &amp; GOVT UNITS (TR)</b>	<b>4000</b>									<b>0</b>
191	Payments to Other Dist & Govt Units (In-State)	4100									
192	Payments for Regular Program	4110									0
193	Payments for Special Education Programs	4120									0
194	Payments for Adult/Continuing Education Programs	4130									0
195	Payments for CTE Programs	4140									0
196	Payments for Community College Programs	4170									0
197	Other Payments to In-State Govt Units - Programs <i>(Describe &amp; Itemize)</i>	4190									0
198	<b>Total Payments to Other Dist &amp; Govt Units (In-State)</b>	<b>4100</b>			0			0			0
199	Payments to Other Dist & Govt Units (Out-of-State) <i>(Describe &amp; Itemize)</i>	4400									0
200	<b>Total Payments to Other Dist &amp; Govt Units</b>	<b>4000</b>			0			0			0
201	<b>DEBT SERVICE (TR)</b>	<b>5000</b>									
202	Debt Service - Interest on Short-Term Debt	5100									
203	Tax Anticipation Warrants	5110									0
204	Tax Anticipation Notes	5120									0
205	Corporate Personal Prop Repl Tax Anticipation Notes	5130									0
206	State Aid Anticipation Certificates	5140									0
207	Other Interest on Short-Term Debt <i>(Describe &amp; Itemize)</i>	5150									0
208	<b>Total Debt Service - Interest On Short-Term Debt</b>	<b>5100</b>						0			0
209	Debt Service - Interest on Long-Term Debt	5200									0
210	Debt Service - Payments of Principal on Long-Term Debt <sup>15</sup> <i>(Lease/Purchase Principal Retired) (Describe &amp; Itemize)</i>	5300									0
211	Debt Service - Other <i>(Describe &amp; Itemize)</i>	5400									0
212	<b>Total Debt Service</b>	<b>5000</b>						0			0
213	<b>PROVISION FOR CONTINGENCIES (TR)</b>	<b>6000</b>									0
214	<b>Total Direct Disbursements/Expenditures</b>		<b>735,000</b>	<b>143,812</b>	<b>100,000</b>	<b>342,750</b>	<b>476,500</b>	<b>0</b>	<b>0</b>	<b>0</b>	<b>1,798,062</b>
215	Excess (Deficiency) of Receipts/Revenues Over Disbursements/Expenditures										(273,719)
216											
217	<b>50 - MUNICIPAL RETIREMENT/SOC SEC FUND (MR/SS)</b>										
218	<b>INSTRUCTION (MR/SS)</b>	<b>1000</b>									
219	Regular Program	1100		102,535							102,535
220	Pre-K Programs	1125		60,735							60,735
221	Special Education Programs (Functions 1200-1220)	1200		104,850							104,850
222	Special Education Programs Pre-K	1225									0
223	Remedial and Supplemental Programs K-12	1250		108,300							108,300

1	A	B	C	D	E	F	G	H	I	J	K
2	Description: Enter Whole Numbers Only	Funct #	(100) Salaries	(200) Employee Benefits	(300) Purchased Services	(400) Supplies & Materials	(500) Capital Outlay	(600) Other Objects	(700) Non-Capitalized Equipment	(800) Termination Benefits	(900) Total
224	Remedial and Supplemental Programs Pre-K	1275									0
225	Adult/Continuing Education Programs	1300									0
226	CTE Programs	1400		40,275							40,275
227	Interscholastic Programs	1500		16,660							16,660
228	Summer School Programs	1600									0
229	Gifted Programs	1650									0
230	Driver's Education Programs	1700		1,365							1,365
231	Bilingual Programs	1800		3,675							3,675
232	Truant Alternative & Optional Programs	1900		10							10
233	<b>Total Instruction</b>	<b>1000</b>		<b>438,405</b>							<b>438,405</b>
234	<b>SUPPORT SERVICES (MR/SS)</b>	<b>2000</b>									
235	<b>Support Services - Pupil</b>	<b>2100</b>									
236	Attendance & Social Work Services	2110		625							625
237	Guidance Services	2120		9,235							9,235
238	Health Services	2130		7,825							7,825
239	Psychological Services	2140									0
240	Speech Pathology & Audiology Services	2150		4,200							4,200
241	Other Support Services - Pupils (Describe & Itemize)	2190		20,000							20,000
242	<b>Total Support Services - Pupil</b>	<b>2100</b>		<b>41,885</b>							<b>41,885</b>
243	<b>Support Services - Instructional Staff</b>	<b>2200</b>									<b>244</b>
244	Improvement of Instruction Services	2210		2,180							2,180
245	Educational Media Services	2220		3,080							3,080
246	Assessment & Testing	2230									0
247	<b>Total Support Services - Instructional Staff</b>	<b>2200</b>		<b>5,260</b>							<b>5,260</b>
248	<b>Support Services - General Administration</b>	<b>2300</b>									
249	Board of Education Services	2310		1,530							1,530
250	Executive Administration Services	2320		14,000							14,000
251	Special Area Administrative Services	2330		43,700							43,700
252	Claims Paid from Self Insurance Fund	2361									0
253	Risk Management and Claims Services Payments	2365									0
254	<b>Total Support Services - General Administration</b>	<b>2300</b>		<b>59,230</b>							<b>59,230</b>
255	<b>Support Services - School Administration</b>	<b>2400</b>									
256	Office of the Principal Services	2410		57,050							57,050
257	Other Support Services - School Administration (Describe & Itemize)	2490		235							235
258	<b>Total Support Services - School Administration</b>	<b>2400</b>		<b>57,285</b>							<b>57,285</b>
259	<b>Support Services - Business</b>	<b>2500</b>									
260	Direction of Business Support Services	2510									0
261	Fiscal Services	2520		22,300							22,300
262	Facilities Acquisition & Construction Services	2530									0
263	Operation & Maintenance of Plant Service	2540		193,705							193,705
264	Pupil Transportation Services	2550		175,640							175,640
265	Food Services	2560		80,055							80,055
266	Internal Services	2570									0
267	<b>Total Support Services - Business</b>	<b>2500</b>		<b>471,700</b>							<b>471,700</b>
268	<b>Support Services - Central</b>	<b>2600</b>									
269	Direction of Central Support Services	2610									0
270	Planning, Research, Development & Evaluation Services	2620		160							160
271	Information Services	2630									0
272	Staff Services	2640									0
273	Data Processing Services	2660		43,500							43,500
274	<b>Total Support Services - Central</b>	<b>2600</b>		<b>43,660</b>							<b>43,660</b>
275	<b>Other Support Services - Misc. (Describe &amp; Itemize)</b>	<b>2900</b>		<b>2,280</b>							<b>2,280</b>
276	<b>Total Support Services</b>	<b>2000</b>		<b>681,300</b>							<b>681,300</b>
277	<b>COMMUNITY SERVICES (MR/SS)</b>	<b>3000</b>		<b>13,655</b>							<b>13,655</b>
278	<b>PAYMENTS TO OTHER DIST &amp; GOVT UNITS (MR/SS)</b>	<b>4000</b>									
279	Payments for Regular Programs	4110									0
280	Payments for Special Education Programs	4120									0
281	Payments for CTE Programs	4140									0

	A	B	C	D	E	F	G	H	I	J	K
1	Description: Enter Whole Numbers Only	Funct #	(100) Salaries	(200) Employee Benefits	(300) Purchased Services	(400) Supplies & Materials	(500) Capital Outlay	(600) Other Objects	(700) Non-Capitalized Equipment	(800) Termination Benefits	(900) Total
282	Total Payments to Other Dist & Govt Units	4000		0							0
283	<b>DEBT SERVICE (MR/SS)</b>	<b>5000</b>									
284	Debt Service - Interest on Short-Term Debt	5100									
285	Tax Anticipation Warrants	5110									0
286	Tax Anticipation Notes	5120									0
287	Corporate Personal Prop Repl Tax Anticipation Notes	5130									0
288	State Aid Anticipation Certificates	5140									0
289	Other Interest on Short-Term Debt (Describe & Itemize)	5150									0
290	Total Debt Service	5000						0			0
291	<b>PROVISION FOR CONTINGENCIES (MR/SS)</b>	<b>6000</b>									0
292	Total Direct Disbursements/Expenditures			1,133,360				0			1,133,360
293	Excess (Deficiency) of Receipts/Revenues Over Disbursements/Expenditures										(100,860)
294											
295	<b>60 - CAPITAL PROJECTS (CP)</b>										
296	<b>SUPPORT SERVICES (CP)</b>	<b>2000</b>									
297	Support Services - Business										
298	Facilities Acquisition & Construction Services	2530			730,000						730,000
299	Other Support Services - Business (Describe & Itemize)	2900									0
300	Total Support Services	2000	0	0	730,000	0	0	0	0		730,000
301	<b>PAYMENTS TO OTHER DIST &amp; GOVT UNITS (CP)</b>	<b>4000</b>									245
302	Payments to Other Dist & Govt Units (In-State)	4100									
303	Payments to Regular Programs	4110									0
304	Payment for Special Education Programs	4120									0
305	Payment for CTE Programs	4140									0
306	Payments to Other Govt Units - Programs (In-State) (Describe & Itemize)	4190									0
307	Total Payments to Other Districts & Govt Units	4000			0			0			0
308	<b>PROVISION FOR CONTINGENCIES (CP)</b>	<b>6000</b>									0
309	Total Direct Disbursements/Expenditures		0	0	730,000	0	0	0	0		730,000
310	Excess (Deficiency) of Receipts/Revenues Over Disbursements/Expenditures										202,500
311											
312	<b>70 WORKING CASH FUND (WC)</b>										
313											
314	<b>80 - TORT FUND (TF)</b>										
315	<b>INSTRUCTION (TF)</b>	<b>1000</b>									
316	Regular Programs	1100	375,000	0	0	0	0	0	0	0	375,000
317	Tuition Payment to Charter Schools	1115									0
318	Pre-K Programs	1125									0
319	Special Education Programs (Functions 1200 - 1220)	1200									0
320	Special Education Programs Pre-K	1225									0
321	Remedial and Supplemental Programs K-12	1250									0
322	Remedial and Supplemental Programs Pre-K	1275									0
323	Adult/Continuing Education Programs	1300									0
324	CTE Programs	1400	75,000								75,000
325	Interscholastic Programs	1500									0
326	Summer School Programs	1600									0
327	Gifted Programs	1650									0
328	Driver's Education Programs	1700									0
329	Bilingual Programs	1800									0
330	Truant Alternative & Optional Programs	1900	0	0	0	0	0	0	0	0	0
331	Pre-K Programs - Private Tuition	1910									0
332	Regular K-12 Programs Private Tuition	1911									0
333	Special Education Programs K-12 Private Tuition	1912									0
334	Special Education Programs Pre-K Tuition	1913									0
335	Remedial/Supplemental Programs K-12 Private Tuition	1914									0
336	Remedial/Supplemental Programs Pre-K Private Tuition	1915									0
337	Adult/Continuing Education Programs Private Tuition	1916									0
338	CTE Programs Private Tuition	1917									0

1	A	B	C	D	E	F	G	H	I	J	K
2	Description: Enter Whole Numbers Only	Funct #	(100) Salaries	(200) Employee Benefits	(300) Purchased Services	(400) Supplies & Materials	(500) Capital Outlay	(600) Other Objects	(700) Non-Capitalized Equipment	(800) Termination Benefits	(900) Total
339	Interscholastic Programs Private Tuition	1918									0
340	Summer School Programs Private Tuition	1919									0
341	Gifted Programs Private Tuition	1920									0
342	Bilingual Programs Private Tuition	1921									0
343	Truants Alternative/Opt Ed Programs Private Tuition	1922									0
344	<b>Total Instruction<sup>14</sup></b>	<b>1000</b>	450,000	0	0	0	0	0	0	0	450,000
345	<b>SUPPORT SERVICES (TF)</b>	<b>2000</b>									
346	<b>Support Services - Pupil</b>	<b>2100</b>									
347	Attendance & Social Work Services	2110									0
348	Guidance Services	2120									0
349	Health Services	2130	70,000								70,000
350	Psychological Services	2140									0
351	Speech Pathology & Audiology Services	2150									0
352	Other Support Services - Pupils (Describe & Itemize)	2190	35,000								35,000
353	<b>Total Support Services - Pupil</b>	<b>2100</b>	105,000	0	0	0	0	0	0	0	105,000
354	<b>Support Services - Instructional Staff</b>	<b>2200</b>									
355	Improvement of Instruction Services	2210									0
356	Educational Media Services	2220									0
357	Assessment & Testing	2230									0
358	<b>Total Support Services - Instructional Staff</b>	<b>2200</b>	0	0	0	0	0	0	0	0	246
359	<b>Support Services - General Administration</b>	<b>2300</b>									
360	Board of Education Services	2310									0
361	Executive Administration Services	2320									0
362	Special Area Administration Services	2330	15,000								15,000
363	Claims Paid from Self Insurance Fund	2361									0
364	Risk Management and Claims Services Payments	2365			500,000						500,000
365	<b>Total Support Services - General Administration</b>	<b>2300</b>	15,000	0	500,000	0	0	0	0	0	515,000
366	<b>Support Services - School Administration</b>	<b>2400</b>									
367	Office of the Principal Services	2410	30,000								30,000
368	Other Support Services - School Administration (Describe & Itemize)	2490									0
369	<b>Total Support Services - School Administration</b>	<b>2400</b>	30,000	0	0	0	0	0	0	0	30,000
370	<b>Support Services - Business</b>	<b>2500</b>									
371	Direction of Business Support Services	2510									0
372	Fiscal Services	2520									0
373	Facilities Acquisition & Construction Services	2530									0
374	Operation & Maintenance of Plant Services	2540	163,136								163,136
375	Pupil Transportation Services	2550	110,000								110,000
376	Food Services	2560	25,000								25,000
377	Internal Services	2570									0
378	<b>Total Support Services - Business</b>	<b>2500</b>	298,136	0	0	0	0	0	0	0	298,136
379	<b>Support Services - Central</b>	<b>2600</b>									
380	Direction of Central Support Services	2610									0
381	Planning, Research, Development & Evaluation Services	2620									0
382	Information Services	2630									0
383	Staff Services	2640									0
384	Data Processing Services	2660									0
385	<b>Total Support Services - Central</b>	<b>2600</b>	0	0	0	0	0	0	0	0	0
386	<b>Other Support Services - Misc. (Describe &amp; Itemize)</b>	<b>2900</b>									
387	<b>Total Support Services</b>	<b>2000</b>	448,136	0	500,000	0	0	0	0	0	948,136
388	<b>COMMUNITY SERVICES (TF)</b>	<b>3000</b>									
389	<b>PAYMENTS TO OTHER DIST &amp; GOVT UNITS (TF)</b>	<b>4000</b>									
390	<b>Payments to Other Dist &amp; Govt Units (In-State)</b>	<b>4100</b>									
391	Payments for Regular Programs	4110									0
392	Payments for Special Education Programs	4120									0
393	Payments for Adult/Continuing Education Programs	4130									0
394	Payments for CTE Programs	4140									0
395	Payments for Community College Programs	4170									0

	A	B	C	D	E	F	G	H	I	J	K
1	Description: Enter Whole Numbers Only	Funct #	(100) Salaries	(200) Employee Benefits	(300) Purchased Services	(400) Supplies & Materials	(500) Capital Outlay	(600) Other Objects	(700) Non-Capitalized Equipment	(800) Termination Benefits	(900) Total
396	Other Payments to In-State Govt Units - Programs <i>(Describe &amp; Itemize)</i>	4190									0
397	<b>Total Payments to Other Dist &amp; Govt Units (In-State)</b>	<b>4100</b>			0			0			0
398	Payments for Regular Programs - Tuition	4210									0
399	Payments for Special Education Programs - Tuition	4220									0
400	Payments for Adult/Continuing Education Programs - Tuition	4230									0
401	Payments for CTE Programs - Tuition	4240									0
402	Payments for Community College Programs - Tuition	4270									0
403	Payments for Other Programs - Tuition	4280									0
404	Other Payments to In-State Govt Units - Tuition <i>(Describe &amp; Itemize)</i>	4290									0
405	<b>Total Payments to Other Dist &amp; Govt Units - Tuition (In State)</b>	<b>4200</b>						0			0
406	Payments for Regular Programs - Transfers	4310									0
407	Payments for Special Education Programs - Transfers	4320									0
408	Payments for Adult/Continuing Ed Programs - Transfers	4330									0
409	Payments for CTE Programs - Transfers	4340									0
410	Payments for Community College Program - Transfers	4370									0
411	Payments for Other Programs - Transfers	4380									0
412	Other Payments to In-State Govt Units - Transfers <i>(Describe &amp; Itemize)</i>	4390									0
413	<b>Total Payments to Other Dist &amp; Govt Units-Transfers (In State)</b>	<b>4300</b>			0			0			0
414	Payments to Other Dist & Govt Units (Out of State)	4400									0
415	<b>Total Payments to Other Dist &amp; Govt Units</b>	<b>4000</b>			0			0			247
416	<b>DEBT SERVICE (TF)</b>	<b>5000</b>									
417	<b>Debt Service - Interest on Short-Term Debt</b>										
418	Tax Anticipation Warrants	5110									0
419	Tax Anticipation Notes	5120									0
420	Corporate Personal Property Replacement Tax Anticipation Notes	5130									0
421	State Aid Anticipation Certificates	5140									0
422	Other Interest on Short-Term Debt <i>(Describe &amp; Itemize)</i>	5150									0
423	<b>Debt Service - Interest on Long-Term Debt</b>	<b>5200</b>									0
424	Debt Service - Payments of Principal on Long-Term Debt <sup>15</sup> <i>(Lease/Purchase Principal Retired) (Describe &amp; Itemize)</i>	5300									0
425	<b>Debt Service - Other (Describe &amp; Itemize)</b>	<b>5400</b>									0
426	<b>Total Debt Service</b>	<b>5000</b>			0			0			0
427	<b>PROVISION FOR CONTINGENCIES (TF)</b>	<b>6000</b>									0
428	<b>Total Direct Disbursements/Expenditures</b>		898,136	0	500,000	0	0	0	0	0	1,398,136
429	<b>Excess (Deficiency) of Receipts/Revenues Over Disbursements/Expenditures</b>										0
430											
431	<b>90 - FIRE PREVENTION &amp; SAFETY FUND (FP&amp;S)</b>										
432	<b>SUPPORT SERVICES (FP&amp;S)</b>	<b>2000</b>									
433	<b>Support Services - Business</b>	<b>2500</b>									
434	Facilities Acquisition & Construction Services	2530			160,000	10,000					170,000
435	Operation & Maintenance of Plant Service	2540									0
436	<b>Total Support Services - Business</b>	<b>2500</b>	0	0	160,000	10,000	0	0	0		170,000
437	<b>Other Support Services - Misc. (Describe &amp; Itemize)</b>	<b>2900</b>									0
438	<b>Total Support Services</b>	<b>2000</b>	0	0	160,000	10,000	0	0	0		170,000
439	<b>PAYMENTS TO OTHER DISTRICTS &amp; GOVT UNITS (FP&amp;S)</b>	<b>4000</b>									
440	Payments to Regular Programs	4110									0
441	Payments to Special Education Programs	4120									0
442	Other Payments to In-State Govt Units - Programs <i>(Describe &amp; Itemize)</i>	4190									0
443	<b>Total Payments to Other Districts &amp; Govt Units (FPS)</b>	<b>4000</b>						0			0
444	<b>DEBT SERVICE (FP&amp;S)</b>	<b>5000</b>									
445	<b>Debt Service - Interest on Short-Term Debt</b>	<b>5100</b>									
446	Tax Anticipation Warrants	5110									0
447	Other Interest on Short-Term Debt <i>(Describe &amp; Itemize)</i>	5150									0
448	<b>Total Debt Service - Interest on Short-Term Debt</b>	<b>5100</b>						0			0
449	<b>Debt Service - Interest on Long-Term Debt</b>	<b>5200</b>									0
450	Debt Service - Payments of Principal on Long-Term Debt <sup>15</sup> <i>(Lease/Purchase Principal Retired) (Describe &amp; Itemize)</i>	5300									0

	A	B	C	D	E	F	G	H	I	J	K
1	Description: Enter Whole Numbers Only	Funct #	(100) Salaries	(200) Employee Benefits	(300) Purchased Services	(400) Supplies & Materials	(500) Capital Outlay	(600) Other Objects	(700) Non-Capitalized Equipment	(800) Termination Benefits	(900) Total
2											
451	Total Debt Service	5000						0			0
452	PROVISIONS FOR CONTINGENCIES (FP&S)	6000									0
453	Total Direct Disbursements/Expenditures		0	0	160,000	10,000	0	0	0		170,000
454	Excess (Deficiency) of Receipts/Revenues Over Disbursements/Expenditures										(29,139)

	B	C	D	E	F	G	H
1	If there is an amount in column C or column G, please describe the type of revenue or expenditure in column D or column H.						
2	Revenue Check: OK						
3	Expenditure Check: OK						
4	Revenues Acct. (EstRev tab)	Amount	Describe Revenue	Expenditures Fund-Function (EstExp tab)	Amount	Describe Expenditures	
5	1190			10-2190	\$ 170,400	Playground Supervision	
6	1290			10-2490			
7	1614			10-2900	\$ 98,225	ARP McKinney Vento Services & Supplies	
8	1690	\$ 1,000	Dining Alliance & Buyers Edge Prime	10-4190			
9	1790	\$ 7,000	Chromebook Fees	10-4290			
10	1819			10-4390			
11	1829			10-4400			
12	1890			10-5150			
13	1993			20-2190			
14	1999	\$ 88,700	E-Rate Refund	20-2900			
15	2300			20-4190			
16	3099			20-4400			
17	3199			20-5150			
18	3299	\$ 85,000	CTEI Grant	30-4190			249
19	3499			30-5150			
20	3599			30-5300	\$ 1,290,000	Bond Principal	
21	3999			30-5400			
22	4009			40-2190			
23	4090			40-2900			
24	4199			40-4190			
25	4299			40-4400			
26	4399			40-5150			
27	4499			40-5300			
28	4699			40-5400			
29	4799	\$ 24,000	Perkins Grant	50-2190	\$ 20,000	Supervision Aide Benefits	
30	4998	\$ 1,097,177	ESSER II/III Grants	50-2490	\$ 235	Team Leader/Dept. Head Benefits	
31				50-2900	\$ 2,280	21st Century Grant Benefits	
32				50-5150			
33				60-2900			
34				60-4190			
35				80-2190	\$ 35,000	Supervision Salaries per Risk Management Plan	
36				80-2490			
37				80-2900			
38				80-4190			
39				80-4290			
40				80-4390			
41				80-4400			
42				80-5150			
43				80-5300			
44				80-5400			
45				90-2900			
46				90-4190			
47				90-5150			
48				90-5300			

DEFICIT BUDGET SUMMARY INFORMATION - Operating Funds Only (School Districts Only)					
Description	EDUCATIONAL FUND (10)	OPERATIONS & MAINTENANCE FUND (20)	TRANSPORTATION FUND (40)	WORKING CASH FUND (70)	TOTAL
Direct Revenues	24,126,378	1,628,608	1,524,343	179,861	27,459,190
Direct Expenditures	23,131,346	1,682,150	1,798,062		26,611,558
Difference	995,032	(53,542)	(273,719)	179,861	847,632
Estimated Fund Balance - June 30, 2024	21,010,620	3,244,348	1,018,382	1,178,818	26,452,168

Balanced budget; no Deficit Reduction Plan is required.

A deficit reduction plan is required if the local board of education adopts (or amends) the 2023-2024 school district budget in which the "operating funds" listed above result in direct revenues (line 9, BudgetSum 2-4) being less than direct expenditures (line 19, BudgetSum 2-4) by an amount equal to or greater than one-third (1/3) of the ending fund balance (line 81, BudgetSum 2-4).

**Note:** The balance is determined using only the four funds listed above. That is, if the estimated ending fund balance is less than three times the deficit spending, the district must adopt and file with ISBE a deficit reduction plan to balance the shortfall within three years.

Per School Code (105 ILCS 5/17-1) - If the Deficit AFR Summary Information tab from the 2022-2023 Annual Financial Report (AFR) reflects a deficit as defined above, then the school district shall adopt and submit a deficit reduction plan (found here on page 23-27) to ISBE within 30 days after acceptance of the AFR.

The deficit reduction plan, if required, is developed using ISBE guidelines and format.

	A	B	C	D	E	F	G
1	<b>*School Districts Only</b>		<b>DEFICIT REDUCTION PLAN ESTIMATED BUDGET FY2023-2024</b>				
2							
3	<b>12080001026</b>						
4	<i>District Number</i>						
5	<b>Richland County CUSD 1</b>						
6	<i>District Name</i>		Educational Fund	Operations & Maintenance Fund	Transportation Fund	Working Cash Fund	Total
7	<b>ESTIMATED BEGINNING FUND BALANCE</b> <i>(must equal prior Ending Fund Balance)</i>		20,015,588	3,297,890	1,292,101	998,957	25,604,536
8	<b>RECEIPTS/REVENUES</b>		<b>Acct #</b>				
9	<b>LOCAL SOURCES</b>		<b>1000</b>	7,660,893	1,528,608	617,143	179,861
10	<b>FLOW-THROUGH RECEIPTS/REVENUES FROM ONE DISTRICT TO ANOTHER DISTRICT</b>		<b>2000</b>	0	0	0	0
11	<b>STATE SOURCES</b>		<b>3000</b>	12,453,287	0	907,200	0
12	<b>FEDERAL SOURCES</b>		<b>4000</b>	4,012,198	100,000	0	0
13	<b>Total Receipts/Revenues</b>			24,126,378	1,628,608	1,524,343	179,861
14	<b>DISBURSEMENTS/EXPENDITURES</b>		<b>Funct #</b>				
15	<b>INSTRUCTION</b>		<b>1000</b>	13,708,564			13,708,564
16	<b>SUPPORT SERVICES</b>		<b>2000</b>	7,362,213	1,682,150	1,798,062	10,842,425
17	<b>COMMUNITY SERVICES</b>		<b>3000</b>	513,669	0	0	513,669
18	<b>PAYMENTS TO OTHER DISTRICTS &amp; GOVT. UNITS</b>		<b>4000</b>	1,546,900	0	0	1,546,900
19	<b>DEBT SERVICES</b>		<b>5000</b>	0	0	0	0
20	<b>PROVISION FOR CONTINGENCIES</b>		<b>6000</b>	0	0	0	0
21	<b>Total Disbursements/Expenditures</b>			23,131,346	1,682,150	1,798,062	26,611,558
22	<b>Excess of Receipts/Revenue Over/(Under) Disbursements/Expenditures</b>			995,032	(53,542)	(273,719)	179,861
23	<b>OTHER SOURCES/USES OF FUNDS</b>						
24	<b>OTHER SOURCES OF FUNDS (7000)</b>			0	0	0	0
25	<b>OTHER USES OF FUNDS (8000)</b>			0	0	0	0
26	<b>TOTAL OTHER SOURCES/USES OF FUNDS</b>			0	0	0	0
27	<b>ESTIMATED ENDING FUND BALANCE</b>			21,010,620	3,244,348	1,018,382	1,178,818

	A	B	H	I	J	K	L
1	<b>*School Districts Only</b>		<b>ESTIMATED BUDGET FY2024-2025</b>				
2							
3	<b>12080001026</b>						
4	<i>District Number</i>						
5	<b>Richland County CUSD 1</b>						
6	<i>District Name</i>		Educational Fund	Operations & Maintenance Fund	Transportation Fund	Working Cash Fund	Total
7	<b>ESTIMATED BEGINNING FUND BALANCE (must equal prior Ending Fund Balance)</b>		21,010,620	3,244,348	1,018,382	1,178,818	26,452,168
8	<b>RECEIPTS/REVENUES</b>	Acct #					
9	<b>LOCAL SOURCES</b>	1000					0
10	<b>FLOW-THROUGH RECEIPTS/REVENUES FROM ONE DISTRICT TO ANOTHER DISTRICT</b>	2000					0
11	<b>STATE SOURCES</b>	3000					0
12	<b>FEDERAL SOURCES</b>	4000					0
13	<b>Total Receipts/Revenues</b>		0	0	0	0	0
14	<b>DISBURSEMENTS/EXPENDITURES</b>	Funct #					
15	<b>INSTRUCTION</b>	1000					0
16	<b>SUPPORT SERVICES</b>	2000					0
17	<b>COMMUNITY SERVICES</b>	3000					0
18	<b>PAYMENTS TO OTHER DISTRICTS &amp; GOVT. UNITS</b>	4000					0
19	<b>DEBT SERVICES</b>	5000					0
20	<b>PROVISION FOR CONTINGENCIES</b>	6000					0
21	<b>Total Disbursements/Expenditures</b>		0	0	0		0
22	<b>Excess of Receipts/Revenue Over/(Under) Disbursements/Expenditures</b>		0	0	0	0	0
23	<b>OTHER SOURCES/USES OF FUNDS</b>						
24	<b>OTHER SOURCES OF FUNDS (7000)</b>						0
25	<b>OTHER USES OF FUNDS (8000)</b>						0
26	<b>TOTAL OTHER SOURCES/USES OF FUNDS</b>		0	0	0	0	0
27	<b>ESTIMATED ENDING FUND BALANCE</b>		21,010,620	3,244,348	1,018,382	1,178,818	26,452,168

	A	B	M	N	O	P	Q
1	<b>*School Districts Only</b>		<b>ESTIMATED BUDGET FY2025-2026</b>				
2							
3	<b>12080001026</b>						
4	<i>District Number</i>						
5	<b>Richland County CUSD 1</b>						
6	<i>District Name</i>		<b>Educational Fund</b>	<b>Operations &amp; Maintenance Fund</b>	<b>Transportation Fund</b>	<b>Working Cash Fund</b>	<b>Total</b>
7	<b>ESTIMATED BEGINNING FUND BALANCE (must equal prior Ending Fund Balance)</b>		21,010,620	3,244,348	1,018,382	1,178,818	26,452,168
8	<b>RECEIPTS/REVENUES</b>	<b>Acct #</b>					
9	<b>LOCAL SOURCES</b>	<b>1000</b>					0
10	<b>FLOW-THROUGH RECEIPTS/REVENUES FROM ONE DISTRICT TO ANOTHER DISTRICT</b>	<b>2000</b>					0
11	<b>STATE SOURCES</b>	<b>3000</b>					0
12	<b>FEDERAL SOURCES</b>	<b>4000</b>					0
13	<b>Total Receipts/Revenues</b>		0	0	0	0	0
14	<b>DISBURSEMENTS/EXPENDITURES</b>	<b>Funct #</b>					
15	<b>INSTRUCTION</b>	<b>1000</b>					0
16	<b>SUPPORT SERVICES</b>	<b>2000</b>					0
17	<b>COMMUNITY SERVICES</b>	<b>3000</b>					0
18	<b>PAYMENTS TO OTHER DISTRICTS &amp; GOVT. UNITS</b>	<b>4000</b>					0
19	<b>DEBT SERVICES</b>	<b>5000</b>					0
20	<b>PROVISION FOR CONTINGENCIES</b>	<b>6000</b>					0
21	<b>Total Disbursements/Expenditures</b>		0	0	0		0
22	<b>Excess of Receipts/Revenue Over/(Under) Disbursements/Expenditures</b>		0	0	0	0	0
23	<b>OTHER SOURCES/USES OF FUNDS</b>						
24	<b>OTHER SOURCES OF FUNDS (7000)</b>						0
25	<b>OTHER USES OF FUNDS (8000)</b>						0
26	<b>TOTAL OTHER SOURCES/USES OF FUNDS</b>		0	0	0	0	0
27	<b>ESTIMATED ENDING FUND BALANCE</b>		21,010,620	3,244,348	1,018,382	1,178,818	26,452,168

	A	B	R	S	T	U	V
1	<b>*School Districts Only</b>		<b>ESTIMATED BUDGET FY2026-2027</b>				
2							
3	<b>12080001026</b>						
4	<i>District Number</i>						
5	<b>Richland County CUSD 1</b>						
6	<i>District Name</i>		Educational Fund	Operations & Maintenance Fund	Transportation Fund	Working Cash Fund	Total
7	<b>ESTIMATED BEGINNING FUND BALANCE</b> <i>(must equal prior Ending Fund Balance)</i>		21,010,620	3,244,348	1,018,382	1,178,818	26,452,168
8	<b>RECEIPTS/REVENUES</b>	Acct #					
9	<b>LOCAL SOURCES</b>	1000					0
10	<b>FLOW-THROUGH RECEIPTS/REVENUES FROM ONE DISTRICT TO ANOTHER DISTRICT</b>	2000					0
11	<b>STATE SOURCES</b>	3000					0
12	<b>FEDERAL SOURCES</b>	4000					0
13	<b>Total Receipts/Revenues</b>		0	0	0	0	0
14	<b>DISBURSEMENTS/EXPENDITURES</b>	Funct #					
15	<b>INSTRUCTION</b>	1000					0
16	<b>SUPPORT SERVICES</b>	2000					0
17	<b>COMMUNITY SERVICES</b>	3000					0
18	<b>PAYMENTS TO OTHER DISTRICTS &amp; GOVT. UNITS</b>	4000					0
19	<b>DEBT SERVICES</b>	5000					0
20	<b>PROVISION FOR CONTINGENCIES</b>	6000					0
21	<b>Total Disbursements/Expenditures</b>		0	0	0		0
22	<b>Excess of Receipts/Revenue Over/(Under) Disbursements/Expenditures</b>		0	0	0	0	0
23	<b>OTHER SOURCES/USES OF FUNDS</b>						
24	<b>OTHER SOURCES OF FUNDS (7000)</b>						0
25	<b>OTHER USES OF FUNDS (8000)</b>						0
26	<b>TOTAL OTHER SOURCES/USES OF FUNDS</b>		0	0	0	0	0
27	<b>ESTIMATED ENDING FUND BALANCE</b>		21,010,620	3,244,348	1,018,382	1,178,818	26,452,168

	A	B	W	X	Y	Z
1	<b>*School Districts Only</b>		<b>SUMMARY</b> <b>BUDGET ADDENDUM - DEFICIT REDUCTION PLAN</b> <b>ESTIMATED BUDGET</b> Date of Adoption: <input type="text"/> <i>(Enter as MM/DD/YY)</i>			
2						
3	<b>12080001026</b>					
4	District Number					
5	<b>Richland County CUSD 1</b>					
6	District Name		FY2023-2024	FY2024-2025	FY2025-2026	FY2026-2027
7	<b>ESTIMATED BEGINNING FUND BALANCE</b> <i>(must equal prior Ending Fund Balance)</i>		25,604,536	26,452,168	26,452,168	26,452,168
8	<b>RECEIPTS/REVENUES</b>	<b>Acct #</b>				
9	<b>LOCAL SOURCES</b>	<b>1000</b>	9,986,505	0	0	0
10	<b>FLOW-THROUGH RECEIPTS/REVENUES FROM ONE DISTRICT TO ANOTHER DISTRICT</b>	<b>2000</b>	0	0	0	0
11	<b>STATE SOURCES</b>	<b>3000</b>	13,360,487	0	0	0
12	<b>FEDERAL SOURCES</b>	<b>4000</b>	4,112,198	0	0	0
13	<b>Total Receipts/Revenues</b>		27,459,190	0	0	0
14	<b>DISBURSEMENTS/EXPENDITURES</b>	<b>Funct #</b>				
15	<b>INSTRUCTION</b>	<b>1000</b>	13,708,564	0	0	0
16	<b>SUPPORT SERVICES</b>	<b>2000</b>	10,842,425	0	0	0
17	<b>COMMUNITY SERVICES</b>	<b>3000</b>	513,669	0	0	0
18	<b>PAYMENTS TO OTHER DISTRICTS &amp; GOVT. UNITS</b>	<b>4000</b>	1,546,900	0	0	0
19	<b>DEBT SERVICES</b>	<b>5000</b>	0	0	0	0
20	<b>PROVISION FOR CONTINGENCIES</b>	<b>6000</b>	0	0	0	0
21	<b>Total Disbursements/Expenditures</b>		26,611,558	0	0	0
22	<b>Excess of Receipts/Revenue Over/(Under) Disbursements/Expenditures</b>		847,632	0	0	0
23	<b>OTHER SOURCES/USES OF FUNDS</b>					
24	<b>OTHER SOURCES OF FUNDS (7000)</b>		0	0	0	0
25	<b>OTHER USES OF FUNDS (8000)</b>		0	0	0	0
26	<b>TOTAL OTHER SOURCES/USES OF FUNDS</b>		0	0	0	0
27	<b>ESTIMATED ENDING FUND BALANCE</b>		26,452,168	26,452,168	26,452,168	26,452,168

**Deficit Reduction Plan-Background/Assumptions (School Districts Only)**

**Fiscal Year 2023-2024  
through Fiscal Year 2026-2027**

---

**Richland County CUSD 1      12080001026**

---

*Please complete the following schedule and include a brief description to identify any areas of the budget that will be impacted from one year to the next. If the deficit reduction plan relies upon new local revenues, identify contingencies for further budget reductions which will be enacted in the event those new revenues are not available.*

---

**1. Background and Narrative of Budget Reductions:**

**2. Assumptions Used in the Deficit Reduction Plan:**

- EBF and Estimated New Tier Funding:

- Equal Assessed Valuation and Tax Rates:

- Employee Salaries and Benefits:

***Deficit Reduction Plan-Background/Assumptions (School Districts Only)***

***Fiscal Year 2023-2024***

***through Fiscal Year 2026-2027***

- Short- and Long-Term Borrowing:

- Educational Impact:

- Other Assumptions:

- Has the district considered shared services or outsourcing (Ex: Transportation, Insurance)? If yes, please explain:

### Evidence-Based Funding: Fiscal Year 2024 Spending Plan

#### EAST RICHLAND C U SCH DIST 1

##### Part I: Achieving Student Growth and Making Progress Toward State Education Goals

The questions below allow you to indicate the strategic priorities and strategies that will drive your efforts to achieve student growth and make progress toward state education goals. These may involve investing in any combination of an Organizational Unit's core resources: time, money, people, and programs.

*Collaboration Opportunity - Organizational Units may find that Part I is most easily and effectively completed if led by program leaders in consultation with finance leaders.*

1) What are the Organizational Unit's strategic goals for student success for the 2023-24 school year? What measures will be used to evaluate progress? (No more than 2000 characters, including spaces.)

Richland County CUSD #1 exists to provide a safe and engaging learning environment that provides students with opportunities to prepare them for academic success, career readiness, life-long learning, citizenship, and global awareness. The district has identified three improvement priorities: (1) Improve student learning and achievement; The measures used to evaluate progress will be reviewing reading and math data from state and local assessments as well as aligning curriculum to Illinois Learning Standards within a grade level and across grade levels and content areas. (2) Educating the whole student; This will be measured by identifying social/emotional needs of students at each grade level and providing professional learning opportunities for staff members on evolving student demographics and cultural diversity. (3) Highly effective educators and support staff; This will be measured by identifying long-term personnel needs of the district and developing a "Grow Your Own" initiative within the district.

	Top Strategy 1	Top Strategy 2	Top Strategy 3
2) Select the top three strategies that the Organizational Unit will employ to achieve student growth and make progress toward state education goals. (Select three different responses from the dropdown list.)	Maintain or decrease class sizes	Improve programs, curriculum, and/or learning tools	Maintain or expand pupil support services
If "Other" was selected in question 2, please describe. (No more than 1000 characters, including spaces.)			

258

##### Part II: Planned Use of Evidence-Based Funding

The questions below provide an opportunity to document the stakeholders with whom you consulted and the data you analyzed as you determined your strategic allocations of FY 2024 EBF dollars. Key statistics related to EBF distributions are provided for your reference. Form 50-36/50-39 is typically released before current-year appropriations are known. Therefore, the figures provided are for the prior fiscal year.

*Collaboration Opportunity - Organizational Units may find that questions in this section are most easily and effectively completed if led by finance leaders in consultation with program leaders.*

Evidence-Based Funding Organizational Unit Results (FY 2023)	Final Resources / Adequacy Target = Percent of Adequacy	Average Student Enrollment	2,135.12	Adequacy Target	\$28,639,557.45
		Final Resources	\$20,096,625.90	Percent of Adequacy	70%
	Base Funding Minimum + Tier Funding = Gross State Contribution	Tier Assignment	1	Gross State Contribution	\$11,017,622.04
		FY23 Base Funding Minimum	\$10,527,090.65	FY 2023 Tier Funding	\$490,531.39
	Within FY 2023 Gross State Contribution, Resources Attributable to Specific Populations	Low-Income Students	\$1,694,000.39		
		English Learners (Els)	\$2,852.29		
		Special Education	\$764,054.18		
	FY 2024 Tier Funding	\$375,665.72	Funding Type (Select)	Actual	*Note: Tier Funding allocations are published annually at <a href="https://www.isbe.net/Pages/ebfdistribution.aspx">https://www.isbe.net/Pages/ebfdistribution.aspx</a> . Amounts are available in early August. Districts are encouraged to use actual funding amounts if they are available before transmitting the budget to ISBE.
1) FY 2024 Tier Funding Allocation*: Enter the dollar amount of Tier Funding allocated to the Organizational Unit within the FY 2024 Gross State Contribution. Enter "0" if current-year appropriations did not include Tier Funding. Select whether the amount is estimated or actual funding.					

		Data Source 1	Data Source 2	Data Source 3		
2)	Select the <b>top three</b> sources of data used to inform the Organizational Unit's planned allocation of EBF dollars. (Select three different responses.)	Student growth and achievement data, disaggregated by student groups	Climate and culture survey data (e.g., Five Essentials Survey)	Educator shortages, retention and recruitment data		
3)	Indicate with which groups the Organizational Unit engaged to inform its intended allocation of EBF dollars. (Select any that apply; otherwise leave blank.)	Bilingual Program Director(s)	Principals	Yes	Bilingual Parent Advisory Committee	
		Special Ed. Program Director(s)	Yes	School Improvement Teams	Yes	Other Parent Group(s)
		Other Program Leaders	Yes	Teacher or Support Staff Unions	Yes	Community Focus Group(s)
		School Board Members	Yes	Other School Staff		Other
[Optional] Provide a brief description of the Organizational Unit's process for consulting with internal and external stakeholders in determining the allocation of EBF dollars. (No more than 1000 characters, including spaces.)						
		Priority Investment 1	Priority Investment 2	Priority Investment 3		
4)	Given the data analyzed, the stakeholders consulted, and the priorities identified in Part I, indicate the top three priority investments the Organizational Unit will make with its FY 2024 Base Funding Minimum (e.g., excluding Tier Funding). Choose "Other" if investments do not match the provided list. (Select three different responses. "Other" may be selected more than once if needed.)	Core Teachers	Instructional Materials	Sp Ed Instructional Assistant		
If "Other" was selected in question 4, please describe. (No more than 1000 characters, including spaces.)						

259

**Cost Factor Table**

The table below presents the regionally adjusted amount embedded in the Organizational Unit's FY 2023 Adequacy Target for each of the 34 cost factors in the Evidence-Based Funding model (Column F). Column G is required for all Organizational Units that receive at least \$5,000 in Tier Funding, while column H is optional. Organizational Units may choose to provide additional narrative context in Columns I-M to elaborate on the figures included in the table. ISBE has produced guidance for populating the cost factor table. The guidance includes a definition for each cost factor, along with suggestions for using Employee Information System position codes and common expenditure accounts to support a determination of expenditures. This guidance is available at <https://www.isbe.net/ebfspendingplan>.

**Column G:** If the Organizational Unit will receive at least \$5,000 in FY 2024 Tier Funding (as entered in Q2.1/cell G31), column G is required. Please indicate the Organizational Unit's planned expenditures in FY 2024 from Tier Funds only. Organizational Units are not expected to place a value in each cell. Rather, the table allows for the communication of priority investments with new state resources for the current fiscal year. During years in which there is no new Tier Funding, column G will not be required. During years in which Tier Funding is available, the amount of new Tier Funding entered in Q2.1/cell G31 above must equal the sum in cell G90 below. If some or all Tier Funding is invested outside of the cost factors, enter a dollar amount in cell G89 and provide additional context in the space for a narrative beginning in row 93.

**Column H:** Optionally, Organizational Units may populate column H with total planned expenditures in FY 2024 for each cost factor from all revenue sources (e.g., not just from EBF). By comparing the figures in column F to the figures entered in column H, the Organizational Unit may engage local stakeholders in productive dialogue about resource allocation decisions.

Cost Factors	Amount in FY 2023 Adjusted Adequacy Target	Budgeted FY 2024 Investments with New Tier Funding <b>[Required]</b>	Budgeted FY 2024 Expenditures (All Resources) <b>[Optional]</b>	Optional District Narratives
Core Investments	Core Teachers	\$6,603,399.58	\$123,168.00	Added 1 section of grade 3-5 to reduce class size, Math Interventionist for grades K-5
	Specialist Teachers	\$1,624,474.47		
	Instructional Facilitator	\$686,272.24		
	Core Intervention Teacher	\$275,703.48	\$45,200.00	
	Substitute Teachers	\$228,781.86		
	Guidance Counselor	\$484,734.42		
	Nurse	\$154,760.81		
	Supervisory Aide	\$252,001.82		
	Librarian	\$303,753.88		
	Librarian Aide	\$181,277.91		
	Principal	\$453,593.52		
	Assistant Principal	\$391,226.11		
	School Site Staff	\$302,386.20		
<b>Subtotal</b>	<b>\$11,942,366.30</b>	<b>\$168,368.00</b>		

<b>Per Student Investments</b>	Gifted	\$190,908.90			CKLA curriculum resources for grades 1-3, Health curriculum resources for grades 6-8, additional Go Math textbooks
	Professional Development	\$266,890.00			
	Instructional Materials	\$574,347.28	\$90,817.72		
	Assessments	\$61,918.48			
	Computer & Tech Equipment	\$1,219,153.52			
	Student Activities	\$775,605.43			
	Maintenance & Operations	\$2,619,792.24			
	Central Office	\$1,885,310.96			
	Employee Benefits	\$5,686,840.06			
<b>Subtotal*</b>	<b>\$13,087,715.72</b>	<b>\$90,817.72</b>			
<b>Additional Investments</b>	Low-Income Intervention Teacher	\$510,252.67			Assistant Special Needs Director to manage increasing special education populatio, 4 additional paraprofessionals to work with IEP students
	Low-Income Pupil Support Staff	\$510,252.67			
	Low-Income Extended Day Teacher	\$531,486.39			
	Low-Income Summer School Teacher	\$531,486.39			
	EL Intervention Teacher	\$2,573.78			
	EL Pupil Support Staff	\$2,573.78			
	EL Extended Day Teacher	\$2,573.78			
	EL Summer School Teacher	\$2,573.78			
	EL Core Teacher	\$3,217.23			
	Sp Ed Teacher	\$974,177.24			
	Sp Ed Instructional Assistant	\$386,555.99	\$116,480.00		
	Sp Ed Psychologist	\$151,751.63			
	<b>Subtotal</b>	<b>\$3,609,475.33</b>	<b>\$116,480.00</b>		
<b>Other Investments</b>					
<b>Total**</b>	<b>\$28,639,557.45</b>	<b>\$375,665.72</b>			
				<b>Tier Funding Check (Cell G90)</b>	<b>Complete, G90=G31</b>
<p>*The subtotal for Per Student Investments is a calculated figure that adjusts salary portions of Central Office and Maintenance &amp; Operations to account for regional salary differences. As a result, the sum of each individual cost factor will not equal the subtotal.</p> <p>**The total is the Final Adequacy Target (adjusted for Regionalization Factor) calculated in the Full FY 2023 EBF Calculation file. Due to differences in rounding, this figure may vary slightly from the sum of the subtotals in this table.</p>					
<p>If some or all Tier Funding was invested outside of the cost factors, please describe. (No more than 1000 characters, including spaces.)</p>					
<b>Part III: Support for Special Student Groups</b>					
<p>EBF statute sets aside specific allocations to be spent for special education, English learners, and low-income students. Per statute these designated funds must be spent on programs and services benefiting these specific student groups. Funds for English learners and low-income students must be spent in addition to, and not in lieu of, funding that supports general programs of instruction for all students. Funds attributable to special education must be used for the provision of special education facilities and services as outlined in ILCS 14-1.08. Current-year EBF amounts attributable to each of the special student groups must be reported in cells G100-G102 below. If the Organizational Unit received at least \$5,000 for any of the student groups, a response to the questions below is required. For amounts less than \$5,000, a response is optional. All other EBF funds may be spent in any manner deemed appropriate by the school district.</p> <p><b>Collaboration Opportunity</b> - Organizational Units may find that questions in this section are most easily and effectively completed through collaboration between program leaders affiliated with each student group and finance leaders.</p>					
<b>1)</b>	<b>FY 2024 Student Population Allocations*:</b> Enter the dollar amount of resources attributable to Specific Populations within the FY24 Gross State Contribution. Enter "0" if no funds are allocated for a student group. Select whether amounts are estimated or actual.		<b>Enter Amounts</b>	<b>Select type</b>	*Note: Allocations for each of the three student groups are published annually at <a href="http://isbe.net/ebfdist">isbe.net/ebfdist</a> under "Reports." Amounts are typically available by September 1. Districts are encouraged to use actual amounts if they are available before transmitting the budget to ISBE.
		Low-Income Students	\$1,743,400.43	Actual	
		English Learners	\$3,453.35	Actual	
		Special Education	\$790,834.14	Actual	

2)	<b>Organizational Unit investment of EBF dollars for low-income students: Select the investments that apply. (Optionally, dollar amounts for each investment may be entered.)</b> Response Required	Low-Income Intervention Teacher	Yes	Low-Income Extended Day Teacher		Other Investments	
		[Optional - Enter \$]		[Optional - Enter \$]		[Optional - Enter \$]	
		Low-Income Pupil Support Staff	Yes	Low-Income Summer School Teacher			
		[Optional - Enter \$]		[Optional - Enter \$]			
Additional context for the Organizational Unit's planned use of dollars attributable to low-income students in FY 2024. (Required if "Other Investments" selected above. No more than 500 characters, including spaces. )							

3)	<b>Organizational Unit investment of EBF dollars for English learners: Select the investments that apply. (Optionally, dollar amounts for each investment may be entered.)</b> Response Optional	English Learner Intervention Teacher	Yes	English Learner Extended Day Teacher		English Learner Core Teacher	
		[Optional - Enter \$]		[Optional - Enter \$]		[Optional - Enter \$]	
		English Learner Pupil Support Staff	Yes	English Learner Summer School Teacher		Other Investments	
		[Optional - Enter \$]		[Optional - Enter \$]		[Optional - Enter \$]	
Additional context for the Organizational Unit's planned use of dollars attributable to English learners in FY 2024. (Required if "Other Investments" selected above. No more than 500 characters, including spaces. )							

4)	<b>Organizational Units investment of EBF dollars for Special Education: Select the investments that apply. (Optionally, dollar amounts for each investment may be entered.)</b> Response Required	Special Education Teacher	Yes	Special Education Psychologist			
		[Optional - Enter \$]		[Optional - Enter \$]			
		Special Education Instructional Assistant	Yes	Other Investments			
		[Optional - Enter \$]		[Optional - Enter \$]			
Additional context for the Organizational Unit's planned use of dollars attributable to Special Education students in FY 2024. (Required if "Other Investments" selected above. No more than 500 characters, including spaces. )							

**Plan Assurances**

Please complete the assurances below related to Article 14C of the Illinois School Code, which stipulates allowable expenditures for English learners. Organizational Units should maintain supporting documentation (e.g., sign-in sheets, meeting agendas) to affirm the veracity of the below assurances. Note that a separate collection of the Bilingual Service Plan takes place before each school year and must be separately reviewed by the Bilingual Parent Advisory Committee (BPAC). Responses in this plan should be aligned with information contained in the Bilingual Service Plan. Responses in this section are only required if an Organizational Unit receives any amount of EBF dollars attributable to English learners.

**Collaboration Opportunity** - Organizational Units may find that the plan assurances are most easily and effectively completed if led by program leaders.

1). "I hereby affirm that at least 60% of the school district's state funds attributable to English learners will be used for instructional costs of programs and services for English learners (function 1000), in accordance with Article 14C of the Illinois School Code. The remaining balance of state funds attributable to English learners will also be used to serve English learners."

Required

2). "My school district has at least one attendance center with 20 or more English learners (including parental refusals) who speak the same home language other than English in grades K-12. Alternatively and/or additionally, my school district has at least one attendance center with 20 or more English learners (including parent refusals) who speak the same home language other than English in pre-K."

Required

3). "I hereby affirm that the school district's BPAC will review this EBF Spending Plan by or before October 31, 2023."

N/A

4). Enter the anticipated date on which the BPAC review will take place and the name of the BPAC chair for SY 2023-24.

N/A

Spending Plan Completion Tracker		
Use the information below to confirm completion of all required questions. Note that the "status" column adjusts to responses, so the tracker is most helpful to consult after you have completed the spending plan.		
Question	Status	Acceptance Criteria
Part 1, Q1	Complete	Character length of response must be >10 and <=2000, including spaces.
Part 1, Q2	Complete	A different response must be selected in G11, I11, and L11; cells cannot be blank.
Part 1, Q2 (Narrative)	Complete	Response required only if "Other" selected in G11, I11, or L11; character length of response must be >10 and <=1000, including spaces.
Part 2, Q1	Complete	A numeric value must be entered in cell G31 (estimated or actual Tier Funding, or 0 if appropriations did not include Tier Funding). A type must be selected in cell H31.
Part 2, Q2	Complete	A different response must be selected in G35, I35, and L35; cells cannot be blank.
Part 2, Q3	Complete	At least one response must be selected.
Part 2, Q4	Complete	Cells G43, I43, and L43 cannot be blank. "Other" may be selected more than once, but other responses may not be repeated.
Part 2, Q4 (Narrative)	Complete	Response required only if "Other" selected in G43, I43, or L43; character length of response must be >10 and <=1000, including spaces.
Part 2, Q5 (Cell G90)	Complete	Cell G90 must be equal to the value in cell G31.
Part 2, Q5 (Narrative)	Complete	Response required only if a value was entered in cell G89; character length of response must be >10 and <=1000, including spaces.
Part 3, Q1 Low-Income Funds	Complete	A numeric value must be entered, which may be "0" if the organizational unit received no funding for the specified student group. A type must be selected in cell H100.
Part 3, Q1 English Learner Funds	Complete	A numeric value must be entered, which may be "0" if the organizational unit received no funding for the specified student group. A type must be selected in cell H101.
Part 3, Q1 Spec. Ed. Funds	Complete	A numeric value must be entered, which may be "0" if the organizational unit received no funding for the specified student group. A type must be selected in cell H102.
Part 3, Q2	Complete	At least one response must be selected.
Part 3, Q2 (Narrative)	Complete	Response required only if "Other Investments" was selected in the previous question; character length of response must be >10 and <=500, including spaces.
Part 3, Q3	Complete	At least one response must be selected.
Part 3, Q3 (Narrative)	Complete	Response required only if "Other Investments" was selected in the previous question; character length of response must be >10 and <=500, including spaces.
Part 3, Q4	Complete	At least one response must be selected.
Part 3, Q4 (Narrative)	Complete	Response required only if "Other Investments" was selected in the previous question; character length of response must be >10 and <=500, including spaces.
Assurances 1	Complete	Response required if the value entered in cell G101>0.
Assurances 2	Complete	Response required if the value entered in cell G101>0.
Assurances 3	Complete	Response required if "Yes" selected in cell E133.
Assurances 4 (Meeting Date)	Complete	Response required if "Yes" selected in cell E133; enter date in MM/DD/YYYY format.
Assurances 4 (Name of Chair)	Complete	Response required if "Yes" selected in cell E133.

**ESTIMATED LIMITATION OF ADMINISTRATIVE COSTS (School Districts Only)**

*(For Local Use Only)*

***This is an estimated Limitation of Administrative Costs Worksheet only and will not be accepted for Official Submission of the Limitation of Administrative Costs Worksheet.***

The worksheet is intended for use during the budgeting process to estimate the district's percent increase of FY2024 budgeted expenditures over actual FY2023 expenditures. Budget information is copied to this page. Insert the prior year estimated actual expenditures to compute the estimated percentage increase (decrease).

The official Limitation of Administrative Costs Worksheet is attached to the end of the Annual Financial Report (ISBE Form 50-35) and may be submitted in conjunction with that report.

An official Limitation of Administrative Costs Worksheet can also be found on the ISBE website at: [Limitation of Administrative Costs](#)

**ESTIMATED LIMITATION OF ADMINISTRATIVE COSTS WORKSHEET**

(Section 17-1.5 of the School Code)

School District Name: **Richland County CUSD 1**

RCDT Number: **12080001026**

		Estimated Actual Expenditures, Fiscal Year 2023				Budgeted Expenditures, Fiscal Year 2024			
		(10)	(20)	(80)		(10)	(20)	(80)	
Description	Funct. No.	Educational Fund	Operations & Maintenance Fund	Tort Fund	Total	Educational Fund	Operations & Maintenance Fund	Tort Fund	Total
1. Executive Administration Services	2320	248,883		7,500	256,383	271,350		0	271,350
2. Special Area Administration Services	2330	495,079		10,000	505,079	513,008		15,000	528,008
3. Other Support Services - School Administration	2490				0	0		0	0
4. Direction of Business Support Services	2510				0	0	0	0	0
5. Internal Services	2570				0	0		0	0
6. Direction of Central Support Services	2610				0	0		0	0
7. Deduct - Early Retirement or other pension obligations required by state law and included above.					0				0
<b>8. Totals</b>		743,962	0	17,500	761,462	784,358	0	15,000	799,358
<b>9. Estimated Percent Increase (Decrease) for FY2024 (Budgeted) over (Actual) FY 2023</b>									5%

263



## Reference Description

- 1 Each fund balance should correspond to the fund balance reflected on the books as of June 30th - Balance Sheet Accounts #720 and #730 (audit figures, if available).
- 2 Accounting and Financial Reporting for Certain Grants and Other Financial Assistance. The "On-Behalf" Payments should only be reflected on this page (Budget Summary, Lines 10 and 20).
- 3 Requires the secretary of the school board to notify the county clerk (within 30 days of the transfer approval) to abate an equal amount of taxes to be next extended. See Sec. 10-22.14 & 17-2.11.
- 3<sup>a</sup> Requires notification to the county clerk to abate an equal amount from taxes next extended. See section 10-22.14
- 4 Principal on Bonds Sold:
  - (1) Funding Bonds are to be entered in the fund or funds in which the liability occurs.
  - (2) Refunding Bonds can be entered in the Debt Services Fund only.
  - (3) Building Bonds can be entered in the Capital Projects Fund only.
  - (4) Fire Prevention and Safety Bonds can be entered in the Fire Prevention & Safety Fund only.
- 5
 

The proceeds from the sale of school sites, buildings, or other real estate shall be used first to pay the principal and interest on any outstanding bonds on the property being sold, and after all such bonds have been retired, the remaining proceeds from the sale next shall be used by the school board to meet any urgent district needs as determined under Sections 2-3.12 and 17-2.11 of the School Code. Once these issues have been addressed, any remaining proceeds may be used for any other authorized purpose and for deposit into any district fund.
- 6 The School Code, Section 10-22.44 prohibits the transfer of interest earned on the investment of "any funds for purposes of Illinois Municipal Retirement under the Pension Code." This prohibition does not include funds for Social Security and Medicare-only purposes. For additional requirements on interest earnings, see 23 Illinois Administrative Code, Part 100, Section 100.50.
- 7 Cash plus investments must be greater than or equal to zero.
- 8
 

For cash basis budgets, this total will equal the Budget Summary - Total Direct Receipts/Revenues (Line 9) plus Total Other Sources of Funds (Line 46).
- 9
 

For cash basis budgets, this total will equal the Budget Summary - Total Direct Disbursements/Expenditures (Line 19) plus Total Other Uses of Funds (Line 79).
- 10
 

Working Cash Fund loans may be made to any district fund for which taxes are levied (Section 20-5 of the School Code).
- 11
 

Include revenue accounts 1110 through 1115, 1117,1118 & 1120.
- 12
 

The School Code Section 17-2.2c. Tax for leasing educational facilities or computer technology or both, and for temporary relocation expense purposes.
- 13
 

Corporate personal property replacement tax revenue must be first applied to the Municipal Retirement/Social Security Fund to replace tax revenue lost due to the abolition of the corporate personal property tax (30 ILCS 115/12). This provision does not apply to taxes levied for Medicare-Only purposes.
- 14
 

Only tuition payments made to private facilities. See Functions 4200 or 4400 for estimated public facility disbursements/expenditures.
- 15
 

Payment towards the retirement of lease/purchase agreements or bonded/other indebtedness (principal only) otherwise reported within the fund - e.g.: alternate revenue bonds. (Describe & Itemize)
- 16
 

Only abolishment of Working Cash Fund must transfer its funds directly to the Educational Fund upon adoption of a resolution and at the close of the current school Year (see 105 ILCS 5/20-8 for further explanation)

Only abatement of working cash fund can transfer its funds to any fund in most need of money (see 105 ILCS 5/20-10 for further explanation)

**CHECK FOR ERRORS**

This worksheet checks various cells to assure that selected items are in balance.

Please fix errors below before submitting to ISBE.

Budget Item References	Message
<b>1. Deficit Reduction Plan (DefReductPlan 23-27 tab)</b>	
Is Deficit Reduction Plan Required? (Joint Agreements do not complete Deficit Reduction Plan.)	Deficit Reduction Plan is not required
If required, is Deficit Reduction Plan completed? (DefReductPlan 23-27 tab)	
<b>2. Cover Page (Cover tab)</b>	
District Name must be selected from drop-down. (Cell H13)	OK
Accounting Basis must be selected on Cover sheet.	OK
Dates (Day, Month, Year) must be input on Cover sheet.	OK
Board Names must be typed on Cover sheet.	OK
<b>3. Budget Summary: Other Sources (BudgetSum 2-4 tab - Acct 7000) must equal Other Uses (BudgetSum 2-4 tab - Acct 8000).</b>	
Estimated Beginning Fund Balance July, 1 2023 for all Funds (Cells C3 - K3) (Line must have a number or zero. Do not leave blank.)	OK
Estimated Activity Fund Beginning Fund Balance July, 1 2023 (Cell C83) (Cell must have a number or zero. Do not leave blank.)	OK
Transfer Among Funds (Funds 10, 20, 40 - Acct 7130 - Cells C29, D29, F29), must equal (Funds 10, 20 & 40 - Acct 8130 - Cells C52, D52, F52).	OK
Transfer of Interest (Funds 10 thru 90 - Acct 7140 - Cells C30:K30), must equal (Funds 10 thru 60, & 80 - Acct 8140 - Cells C53:H53, J53).	OK
Transfer to Debt Service to Pay Principal on GASB 87 Leases (Fund 30 - Acct 7400 - Cell E39) must equal (Funds 10, 20 & 60 - Acct 8400 Cells C57:H60).	OK
Transfer to Debt Service to Pay Interest on GASB 87 Leases (Fund 30 - Acct 7500 - Cell E40) must equal (Funds 10, 20 & 60 - Acct 8500 - Cells C61:H64).	OK
Transfer to Debt Service Fund to Pay Principal on Revenue Bonds (Fund 30 - Acct 7600 - Cell E41) must equal (Funds 10 & 20 - Acct 8600 - Cells C65:D68).	OK
Transfer to Debt Service to Pay Interest on Revenue Bonds (Fund 30 - Acct 7700 - Cell E42) must equal (Funds 10 & 20 - Acct 8700 - Cells C69:D72).	OK
Transfer to Capital Projects Fund (Fund 60 - Acct 7800 - Cell H43) must equal (Fund 10 & 20, Acct 8800 - Cells C73:D76).	OK
<b>4. Summary of Cash Transactions: Beginning Cash Balance on Hand July 1, 2023 (CashSum 5 tab, All Funds) cannot be negative.</b>	
Educational (Fund 10 - Cell C3)	OK
Operations & Maintenance (Fund 20 - Cell D3)	OK
Debt Service (Fund 30 - Cell E3)	OK
Transportation (Fund 40 - Cell F3)	OK
Municipal Retirement/Social Security (Fund 50 - Cell G3)	OK
Capital Projects (Fund 60 - Cell H3)	OK
Working Cash (Fund 70 - Cell I3)	OK
Tort (Fund 80 - Cell J3)	OK
Fire Prevention & Safety (Fund 90 - Cell K3)	OK
Activity Funds (Cell C23)	OK
<b>5. Summary of Cash Transactions: Ending Cash Balance on Hand June 30, 2024 (CashSum 5 tab - All Funds) cannot be negative.</b>	
Educational (Fund 10 - Cell C21)	OK
Operations & Maintenance (Fund 20 - Cell D21)	OK
Debt Service (Fund 30 - Cell E21)	OK
Transportation (Fund 40 - Cell F21)	OK
Municipal Retirement/Social Security (Fund 50 - Cell G21)	OK
Capital Projects (Fund 60 - Cell H21)	OK
Working Cash (Fund 70 - Cell I21)	OK
Tort (Fund 80 - Cell J21)	OK
Fire Prevention & Safety (Fund 90 - Cell K21)	OK
<b>6. Summary of Cash Transactions: Other Receipts (CashSum 5 tab) must equal Other Disbursements (CashSum 5 tab).</b>	
Interfund Loans Payable (Funds 10:60, 80, 90 - Acct 411 - Cells C6:H6, J6:K6) must equal Interfund Loans Receivable (Funds 10:20, 40, 70 - Acct 141 - Cells C15:D15, F15, I15).	OK
Interfund Loans Receivable (Funds 10, 20, 40, 70 - Acct 141 - Cells C7:D7, F7, I7) must equal Interfund Loans Payable (Funds 10:60, 80, 90 - Acct 411 - Cells C16:H16, J16, K16).	OK
<b>7. Estimated Revenue (EstRev 6-11 tab)</b>	
Amounts must be input for revenue.	OK
<b>8. Estimated Expenditures (EstExp 12-20 tab)</b>	
Amounts must be input for expenditures.	OK
<b>9. Itemization Notes: Revenues/Expenditures reported that require note on Itemize 21 tab.</b>	
Include brief note(s) describing revenue source.	OK
Include brief note(s) describing expenditure use.	OK
<b>10. EBF Spending Plan</b>	
All required questions have been answered.	OK

End of Balancing

**RESOLUTION AUTHORIZING THE SALE OF  
MISCELLANEOUS PERSONAL PROPERTY**

**WHEREAS**, The Board of Education of Richland County Community Unit School District No. 1 (hereinafter "District" or "School District") is authorized by Section 10-22.8 of the School Code of Illinois to sell at public or private sale any personal property belonging to the School District and no longer needed for public purposes: and

**WHEREAS**, the Board of Education currently owns the following fitness equipment:

**Cardio Machines:**

- Keiser Bike m3
- Treadmill - Tru CS650
- Treadmill - Matrix Ultimate Deck
- Treadmill - Sci fit AC5000
- Elliptical - Scifit SXT 7000 (Quantity = 2)
- Arm & Leg Bike - Scifit Pro 2 (Quantity = 2)
- Sitting Bike - Scifit 150 7000R (Quantity =3)
- Stand up arm bike - Scifit Pro 1 Sport
- Sit down arm bike - Scifit Pro 1
- Sitting Bike - Scifit 150 7000 (Quantity = 3)

**Circuit Machines:**

- Simbio System: 123 Fit Life Fitness
  - Leg Extension
  - Ab Crunch
  - Shoulder Press
  - Pull Down
  - Triceps Press
  - Squat
  - Seated Row
  - Biceps curl
  - Chest Press
  - Seated Leg Curl

**WHEREAS**, the Board of Education further finds and determines that the foregoing equipment is no longer necessary for school purposes, and that it is in the best interests of the District to sell the equipment on terms and conditions satisfactory to the District; and

**NOW, THEREFORE, BE IT RESOLVED** by the Board of Education of Richland County Community Unit School District No. 1 as follows:

Section 1. The Board hereby finds that all of the recitals contained in the preambles of this Resolution are full, true and correct and does incorporate them into this Resolution by reference.

Section 2. The Superintendent of Schools is hereby authorized and directed to take any necessary steps to sell the foregoing equipment at a public or private sale at such time and place and in such manner as may be convenient.

Section 3. That the Superintendent is hereby authorized to sign any Bill of Sale or title necessary to complete said sale.

Section 4. That the proceeds from the sale shall be deposited into the District's \_\_\_\_\_ fund.

Section 5. That this Resolution shall be in full force and effect forthwith upon its passage.

ADOPTED this \_\_\_\_ day of \_\_\_\_\_, 2023, by the following roll call vote:

AYES: \_\_\_\_\_

NAYS: \_\_\_\_\_

ABSENT: \_\_\_\_\_

\_\_\_\_\_  
President, Board of Education

ATTEST:

\_\_\_\_\_  
Secretary, Board of Education