

**Richland County Community Unit School District No.1
Board of Education**

**Regular Meeting
Thursday, April 21, 2022
Richland County High School
1200 E. Laurel St.
Olney, IL 62450
6:00 PM**

I.	Call to Order and Pledge of Allegiance	
II.	Roll Call	
III.	Recognition and Comments from Employees and Public	
	A. RCES Lighthouse Team	
	B. RCHS Boys Basketball Undefeated Season	
	C. RCHS Wrestling - Top 4 State Finisher	
	D. South Central Illinois Basketball Officials Association - Award for RCHS on the quality of athletic programs and professionalism of the staff.	
	E. RCHS Agriculture Department Annual Report	3
IV.	Consent Agenda	
	A. * Minutes of Previous Meetings	16
	B. * Closed Minutes	
	1. * Approve Destruction of Audio Recordings of September 21, 2020.	
	C. * Communication	
	1. Thank you from Betty Meers & Family	24
	D. * March FOIA Log	
	E. * Building Reports & Discipline Reports	
	1. * RCES	26
	2. * RCMS	28
	3. * RCHS	29
	4. * Special Education	30
V.	Financial Reports	
	A. Treasurer's Report	31
	B. Balance Sheet	32
	C. Approval of Bills and Payroll	37
	D. All Other Financial Reports	
	1. Comparison of Funds - March 2021 with March 2022	94
	2. Monthly Financial Report	95
	3. Financial Update/Review	175
VI.	Administrative Reports	
	A. Superintendent's Report	
	1. Update on refunding of bonds	
	2. PreK Center bid timeline	
	3. RCCU #1 Job Fair	
	B. Assistant Superintendent's Report	
VII.	Unfinished Business	
	A. Approval of Educational Support Staff Wage Schedule	

VIII. New Business	
A. Approve Five year Maintenance Plan	178
B. Approve Tentative Amended FY22 Budget	186
IX. Enter Executive Session	
A. To Consider Information Regarding Appointment, Employment, Compensation, Discipline, Performance, or Dismissal of Individual Employees	
B. To Discuss Matters of Possible or Pending Litigation	
C. To Discuss Matters of Closed Session Minutes	
X. Exit Executive Session	
XI. Leave(s) of Absence	
A. RCHS Custodian	
B. RCMS Food Service Worker	
XII. Notification(s) of Intent to Retire	
A. RCHS Special Education Teacher	
XIII. Resignation(s)	
A. RCHS Student Council Sponsor	
B. RCES Paraprofessional(s)	
C. RCHS Principal	
D. Bus Driver	
E. Freshman Boys' Basketball Coach	
F. RCHS Football Assistant Coach	
G. RCHS Wrestling Head Coach	
XIV. Employment	
A. RCHS Family & Consumer Science Teacher	
B. RCHS Custodian	
C. RCES Teacher	
D. Paraprofessional	
E. 2022-2023 RCHS Additional Duty Assignments	
F. 2022-2023 RCMS Additional Duty Assignments	
G. Summer Maintenance Workers 2022	
XV. Rehire for 2022-2023 School Year	
A. 2022-2023 Administrative Team	
B. 2022-2023 Tenured Licensed Staff	
C. 2022-2023 Non-Tenured Licensed Staff	
D. 2022-2023 Educational Support Staff	
XVI. Adjournment	

Richland County High School
Agriculture Education Department

Annual Report 2021-2022



Message from the Teachers



The Agriculture Department continues to thrive at RCHS. During the 2021-2022 school year, 336 duplicated students and 272 unduplicated students enrolled in an Agriculture Education course.

Many notable achievements were accomplished by the Agriculture Department and the FFA Chapter. Students received recognition for their hard work, dedication, achievements, and leadership.

The community is very supportive of the Agriculture Program and the FFA Chapter, and students are actively involved within the community by helping at various local events. Dual Credit classes continue to provide students with more opportunities to kick-start their collegiate career and is a great asset to our program.

We continue to enjoy the new learning spaces that have been provided through the newly renovated high school.



The Agriculture Department will continue to grow and succeed with the continued support of parents, teachers, community, administration, and board of education.

Respectfully Submitted,

Rylan Rusk, Mark Steber, and Jamie VanDyke



Contents of the Report



Page 1: Cover

Page 2: Message from the Teachers

Page 3: Contents of Report

Page 4: Agriculture Enrollment and Demographics

Page 5: Agriculture Grants

Page 6: Professional Improvement

Page 7: SAE Work Based Learning

Page 8: SAE Recognition

Page 9: FFA Leadership Team

Page 10: Growing Leaders

Page 11: Building Communities

Page 12: Strengthening Agriculture

Page 13: Accomplishments



Agriculture Enrollment & Demographics

Agriculture Class Enrollment 2021-2022

- Agriculture Construction= 19
- Agriculture Mechanics= 50
- Agriculture Business Management = 23
- Agriculture Science = 29
- Horticulture Production = 8
- Introduction to Agriculture = 124
- Natural Resources = 17
- Veterinary Science = 7
- Welding I = 28
- Welding II = 17
- Graduated= 14


TOTAL ENROLLMENT = 336 DUPLICATED

64%

Male
Ag. Ed. Students

35%

Female
Ag. Ed. Students



4 Year History

By The Numbers
Unduplicated Students

2021-2022

272

2020-2021

237

2019-2020

276

2018-2019

253



Agriculture Department Grants

2021-2022

The Incentive Funding Grant (IFG) generated \$2,448 for the RCHS Agriculture Department to spend on equipment and supplies.

The three circle grant generated \$33,174 for time spent with students on classroom lab, SAE, and or FFA activities. To date 1,021 hours have been documented.



Incentive Funding Grant

The purpose of this grant is to support local agricultural education programs for grades 5-12. The Incentive Funding Grant currently has eight recognized goals for program improvement. They are:

1. Ensure instructional staff are licensed and qualified.
2. Support and serve students' needs relating to college and/or career preparation.
3. Improve the quality of the AFNR instructional program.
4. Promote the development of SAE programs.
5. Increase participation in agricultural student organizations.
6. Ensure high-quality facilities, equipment, and supplies for AFNR programs.
7. Promote the development of engaged local agricultural advisory councils.
8. Increase agricultural literacy and consumer awareness of AFNR systems

2017-2018	2018-2019	2019-2020	2020-2021
\$8345	\$4996	\$5509	\$3830

7



Three Circles Grant

The purpose of this grant is to support implementation of the complete Three-Circle Model of agricultural education by working with Local Education Agencies (school districts and career centers) to compensate agricultural education teachers for extended working time outside of their regular duties. This extended time must be spent facilitating work-based learning (e.g., Supervised Agricultural Experience [SAE] programs); managing Career and Technical Student Organizations (e.g., FFA); and conducting curricular and/or intracurricular activities, such as, but not limited to, professional learning and the development of curricular resources.

2017-2018	2018-2019	2019-2020	2020-2021
\$28,526 1705 HRS.	\$29,678 1524 HRS.	\$30,770 1224 HRS. *	\$31,750 1390 HRS.

*2019-2020 HOURS ARE LESS DUE TO THE PANDEMIC





Professional Development Activities

Agriculture Department Professional Improvement



June

- 11th U of I Ag Business Lesson Study Project – Steber
- 14th IAVAT Pre-Conference – Steber / Rusk
- 15-17th IAVAT Summer Conference – All
- 21st NAAE Region IV Conference – Steber
- 23rd National FFA LDE Webinar – Steber
- 23rd Premier Chapter Advisor Conference – Steber

August

- 17th Section 23 IAVAT Meeting / Workshop – All

September

- 9th SIU Greenhand Conference Advisor Workshop – Steber/Rusk
- 13th National FFA LDE Webinar – Steber

October

- 13 YQCA Instructor Training

November

- 22nd BUILD Conference Advisor Workshop – Steber

December

- 9th IAVAT Storylines Workshop – Steber

January

- 12th IAVAT – Section 23 Meeting / Workshop – VanDyke
- 13th Presenter – Indiana Ag Teachers Winter Workshop – Steber
- 28-29th – GROUND ZERO Conference & Advisor In-service – Steber

March

- 22nd Ag Legislative Reception – Lobbyist In-service Training – Steber



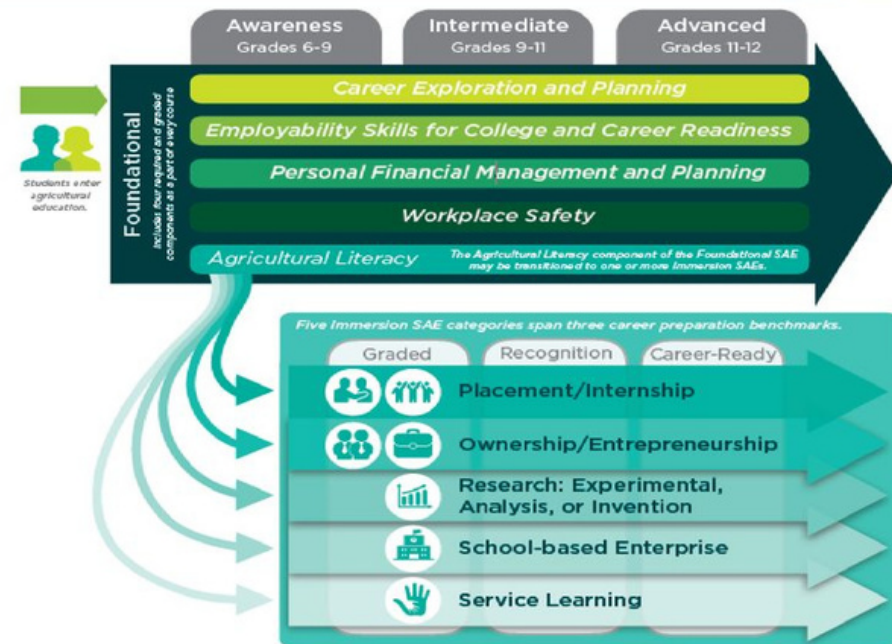


Students "Learn by Doing"

Supervised Agriculture Experience (SAE) Work Based Learning

Putting the parts together

SAE Student Roadmap



SAE Recognition

2021-2022 Agriculture Education Fairs

- Section 23 Livestock Fair
 - 20 students participated earning \$6,235.04
- Section 23 Science Fair
 - 6 students participated earning \$284.68
- Section 23 Grain Fair No students participated from Olney this year.

Proficiency Awards

Proficiency Awards are student recognition for SAE's. There are 5 different levels. Chapter, Section, District, State, and National. Below are the accomplishments of students with proficiency awards in 2021-2022.

8- Section 23 Proficiency Awards- Kaden Gertsch- Ag Mechanics Repair & Maintenance, August Michels- Dairy Production Entrepreneur, Brett Kocher- Diversified Agriculture Production, Cody Fulk- Equine Science Entrepreneur, Jorri VanDyke- Food Science, Braedon Burgener- Landscape Management, Kelby Steber- Poultry Production, Dane Steber- Small Animal Production & Care

State FFA Degree

The Illinois State FFA Degree is the highest degree offered to an FFA member at the state level. It is awarded for production, agribusiness, agriculture placement and agriscience programs. Applicants must have graduated the previous school year or currently be a Junior or Senior. Applicants must have completed a minimum of two years of agriculture education at the time they receive the degree. A student after entering Agricultural Education must have earned at least \$1,500 or worked at least 750 hours in excess of scheduled class time in a supervised agricultural experience program and they must have productively invested at least \$1,000. This year the Olney FFA has **10** candidates who will receive their degree this summer at the State Convention.

Autumn Foster, Cody Fulk, Alec Kocher, Brett Kocher, Avery Schneider, Rachel Shilling, Talon Stallard, Dane Steber, Olivia Steber, & Hayden Travis

American FFA Degree

As the highest degree achievable in the National FFA Organization, the American FFA Degree shows an FFA member's dedication to his or her chapter and state FFA association. It demonstrates the effort FFA members apply toward their supervised agricultural experience and the outstanding leadership abilities and community involvement they exhibited through their FFA career. This year Olney FFA has **8** American Degree candidates who will receive their degree at the National Convention later in the fall.

Holly Duncan, Rhett Hancock, Reese Koertge, Lance Mitchell, Hayley Pitts, Evan Rudolphi, Jennifer Rudolphi, & Colby Steber



FFA Leadership Team



Olney FFA Chapter Greenhand Leadership Team

Leadership Chair-Kalli Hancock
 Healthy Lifestyles Chair- Victoria Rudolphi
 Scholarship Chair- Claire Uhl
 Personal Growth Chair- Claire Steber
 Career Success Chair- Mackenzie Smith
 Environmental Chair- Dacota Anderson-Krome
 Human Resources Chair- Phoenix Anderson
 Citizenship Chair- Allison Reed
 Stakeholder Chair- Braelynn Brown
 Economic Chair- August Michels
 Advocacy Chair- Selena Fuentes
 Recruitment Chair- Carter Anderson
 Literacy Chair- Lillian Simpson
 Safety Chair- Makayla Monical
 Support Group Chair- Kaitlyn Dowty

Olney FFA Chapter Leadership Team

President: Jenna Bare	Student Council Rep.: Joselyn Kocher
Vice President: Dane Steber	Historian: Aubrey Lambird
Reporter: Cody Fulk	POA Chair: Chase Ackman
Secretary: Trenton Payne	POA Chair: Olivia Steber
Treasurer: Jorri VanDyke	POA Chair: Alec Kocher
Sentinel: Delaney Williams	POA Chair: Talon Stallard
Points Chair: Braden Schneider	POA Chair: Colleen Steber
	POA Chair: Aliyah Tracy

Olney FFA Alumni Leadership 2021-2022

President: Megan Brinkley
 Vice President: Austin Zwilling
 Secretary: Vanessa McCormick
 Treasurer: Darin Weidner
 Reporter: Karen Dehlinger



Membership	2018-2019	2019-2020	2020-2021	2021-2022
Active	253	290	237	272
Alumni	144	144	144	145
Honorary	153	153	158	158



FFA Growing Leaders



LEADERSHIP



- CHAPTER OFFICER LEADERSHIP TRAINING (COLT)
- SECTION LEADERSHIP TRAINING SCHOOL
- BUILD CONFERENCE
- GROUND ZERO CONFERENCE

HEALTHY LIFESTYLES



- BACK 2 SCHOOL BASH
- DODGEBAL NIGHT IN AUX GYM
- FR. JERRY 5K



PERSONAL GROWTH

- SAE RECORD WORK NIGHTS
- STATE FFA DEGREE APP WORK NIGHTS
- AMERICAN FFA DEGREE WORK NIGHT



SCHOLARSHIP



- NATIONAL FFA SCHOLARSHIP
- OLNEY FFA ALUMNI TRUST SCHOLARSHIP INTERVIEWS
- STATE LEADERSHIP CAMP APPLICATION

CAREER SUCCESS

AG EDUCATION FAIRS

- LIVESTOCK FAIR
- SCIENCE FAIR

SECTION & STATE CDE'S/LDE'S

- PUBLIC SPEAKING
- AG SALES
- AGRONOMY
- JOB INTERVIEW

INDUSTRY TOURS

- FARM PROGRESS SHOW
- HARTRICH MEATS
- WABASH VALLEY FS



FFA Building Communities



ENVIRONMENTAL

- ADOPT A HIGHWAY
- RICHLAND COUNTY FAIR GRANDSTAND CLEANUP



STAKEHOLDER ENGAGEMENT



- FARM BUREAU ACQUAINTANCE DAY
- RICHLAND COUNTY PORK PRODUCERS CONCESSION STAND
- RICHLAND COUNTY FARM BUREAU GROCERY DASH

HUMAN RESOURCES

- FFA WEEK MAYOR PROCLAMATION SIGNING
- ADOPT A FAMILY
- TORNADO RELIEF IN MAYFIELD, KY



CITIZENSHIP



- FEBRUARY FFA MEETING COURTHOUSE & JAIL TOUR
- VETERAN'S DAY CEREMONEY
- OLNEY CITY PARK CHRISTMAS LIGHT BUCKET BRIGADE

ECONOMIC DEVELOPMENT

- HOCO CARNATION SALES
- CITRUS FRUIT SALE
- STRAWBERRY SALE
- GREENHOUSE PLANT SALE



13





FFA Strengthening Agriculture

SUPPORT GROUP

- FFA MEMBERS GIVING FFA CHAPTER REPORTS AT ALUMNI MEETINGS
- FFA ALUMNI BREAKFAST
- OLNEY FFA ALUMNI GOLF OUTING



CHAPTER RECRUITMENT

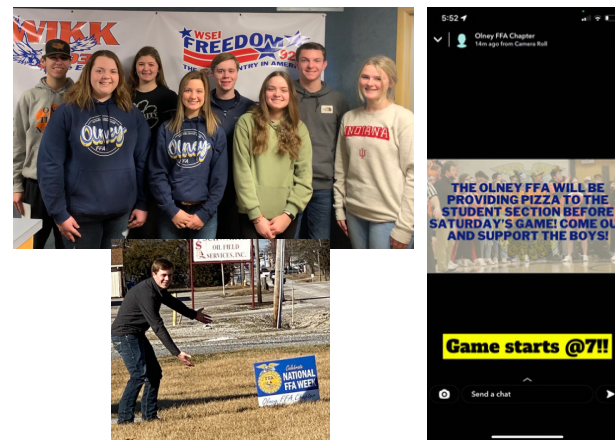


- 8TH GRADE RECRUITMENT @ RCMS & ST. JOE
- FRESHMAN ORIENTATION
- BROCHURES



AG ADVOCACY

- FFA WEEK ROAD SIGNS
- FFA WEEK RADIO PSA'S
- NEWSPAPER ARTICLES
- FACEBOOK
- SNAPCHAT
- NEWSLETTERS



SAFETY

- CONTROL THE PESTS...SAFELY
- PROGRESSIVE AG SAFETY DAY 4 KIDS
- NATIONAL FARM SAFETY & HEALTH WEEK



AG LITERACY



- FFA WEEK PETTING ZOO
- AG IN THE CLASSROOM LESSON DURING NATIONAL AG WEEK



14



Notable Accomplishments

BUILD CONFERENCE = 6 PARTICIPANTS

GROUND ZERO CONFERENCE = 6 PARTICIPANTS

STAR CONFERENCE = 1 REPRESENTATIVE

WASHINGTON LEADERSHIP CONFERENCE(JULY 22') = 4 PARTICIPANTS

State FFA Alumni GROUND ZERO Scholarship Winner -
Aubrey Lambird

State FFA Alumni WLC Scholarship Winner - Jorri VanDyke

National Farm Safety & Health Display - Courtesy of FS

State Officer Visit / LTS - Gracie Murphy - IL FFA Secretary

State Officer Visit - Adam Loker - IL FFA President

Section 23 FFA Secretary - Dane Steber

District 5 Golden Owl Recipient - Mark Steber

State Ag Legislative Reception - IL State Rep. Adam Niemerg

Sponsored National Ag Day Luncheon

2 Farm Credit Scholarship Recipients -

Dane Steber & Olivia Steber

Progressive Ag Safety Day Camp Partner

8 SECTION SAE PROFICIENCY AWARD WINNERS 10 STATE FFA DEGREE CANDIDATES 8 AMERICAN FFA DEGREE CANDIDATES

2021

Section 23 Ag Sales CDE 1st Place Individual - Dane Steber

Section 23 Horse Eval CDE 1st Place Individual - Dane Steber

Section 23 Winner Job Interview LDE - Dane Steber

District 5 Winner Job Interview LDE - Dane Steber

National FFA Conduct of Chapter Meetings LDE

- Trenton Payne & Delaney Williams - LDE High Exam Score

- Bronze Placing Team

State FFA Forestry CDE 1st Place Team. Trenton Payne 4th

place Ind. Jorri VanDyke 5th Place Ind. Kadya Kuhn 8th

place Ind, Dane Steber 10th Place Ind, Alex Davis 12th Place

Ind.

2022

Section 23 Winner Parliamentary Procedure LDE

LDE 1st place Floor Member - Trenton Payne

Section 23 Winner Poultry CDE

CDE 1st place individual - Trenton Payne

Section Winner Ag Business Management CDE

CDE 1st place individual Cody Fulk

Section 23 Ag Mechanics CDE- Electricity Division

CDE 1st Place Individual - Peter Rudolphi

15



I. Call to Order and Pledge of Allegiance

II. Roll Call

Dennis Anderson: Present
Alex Cline: Present
Norm Henderson: Present
Marc Leist: Present
Cindy Lockley: Present
Scott Snyder: Present
Jeff Wilson: Present
Present: 7.

III. Recognition and Comments from Employees and Public

III.A. Recognition of Marty Overton as Those Who Excel from ISBE – The board recognized RCMS Custodian Marty Overton for receiving the Those Who Excel award issued by ISBE.

IV. Consent Agenda

Motion to approve the consent agenda as presented. This motion, made by Dennis Anderson and seconded by Norm Henderson, Passed.
Dennis Anderson: Yea, Alex Cline: Yea, Norm Henderson: Yea, Marc Leist: Yea, Cindy Lockley: Yea, Scott Snyder: Yea, Jeff Wilson: Yea
Yea: 7, Nay: 0

IV.A. * Minutes of Previous Meetings – the minutes of the regular meeting of Feb 17, 2022 and special meeting of Feb 24, 2022.

IV.B. * Closed Minutes

IV.B.1. * Approve Destruction of Audio Recording of August 20, 2020

IV.C. * Communication

IV.C.1. * Thank You from Frank VanMatre

IV.C.2. * Thank You from Cheryl Wall

IV.C.3. * Thank You from Janice Pampe

IV.D. * February FOIA Log – One FOIA request from SmartProcure requesting our vendors and purchasing records from 11-3-21 to current date.

IV.E. * IHSA Agreement – IHSA Agreement for 2022-2023 school year. ***Document Registry 22-03-01***

IV.F. * Building Reports

IV.F.1. * RCES

IV.F.2. * RCMS

IV.F.3. * RCHS

IV.F.4. * Special Education

V. Financial Reports

Motion to approve financial reports as presented. This motion, made by Norm Henderson and seconded by Alex Cline, Passed.

Dennis Anderson: Yea, Alex Cline: Yea, Norm Henderson: Yea, Marc Leist: Yea, Cindy Lockley: Yea, Scott Snyder: Yea, Jeff Wilson: Yea
Yea: 7, Nay: 0

V.A. Treasurer's Report – the monthly treasurer’s report was presented.

V.B. Balance Sheet – the monthly balance sheet was presented

V.C. Approval of Bills and Payroll – The listing of current bills, in the amount of \$457,506.59 to date of listing, and district payroll for the month of February was presented for payment. Payroll for personnel on regular employment status for the month of March is the same for the month of February 2022 with the following:

DELETIONS:

Riley Parrent – RCES Paraprofessional

Roger Phillips – RCHS Custodian

CHANGES:

Cheyenne Cook – Sub para/custodian to RCES Supervision Aide

V.D. All Other Financial Reports

V.D.1. Comparison of Funds - February 2021 with February 2022

V.D.2. Monthly Financial Report – the monthly financial report was presented.

V.D.3. Financial Update/Review – Mr. LeCrone reported that the state of Illinois has issued vouchers for the school district in the amount of \$921,599.70.

VI. Administrative Reports

VI.A. Superintendent's Report

VI.A.1. Service Awards – Mr. Simpson presented the list of district employees to be recognized at this years’ service awards program what will be held at 8:30a.m. on May 25th.

VI.A.2. Graduation/End of Year Dates – Mr. Simpson announced that high school graduation will be held on May 22nd at 3:00 p.m. and the middle school promotion ceremony will be held on May 24th at 9:00 a.m. and the last day of student attendance will be May 24th.

VI.A.3. Special Board Meeting - April 5th at 5:00 pm. The purpose of the meeting will be to approve bid documents for the PreK Center.

VI.B. Assistant Superintendent's Report

VII. Unfinished Business

VIII. New Business

VIII.A. Approve Amended School Calendar – ***Document Registry 22-03-02***

Motion to approve the amended school calendar to reflect the emergency day used on February 24, 2022. This motion, made by Scott Snyder and seconded by Norm Henderson, Passed.

Dennis Anderson: Yea, Alex Cline: Yea, Norm Henderson: Yea, Marc Leist: Yea, Cindy Lockley: Yea, Scott Snyder: Yea, Jeff Wilson: Yea
Yea: 7, Nay: 0

VIII.B. Approval of Health/Life Safety Amendment for RCMS Roof Project – ***Document Registry 22-03-03***

Motion to approve the Health/Life Safety Amendment for RCMS Roof Project as presented. This motion, made by Cindy Lockley and seconded by Dennis Anderson, Passed.

Dennis Anderson: Yea, Alex Cline: Yea, Norm Henderson: Yea, Marc Leist: Yea, Cindy Lockley: Yea, Scott Snyder: Yea, Jeff Wilson: Yea
Yea: 7, Nay: 0

VIII.C. Approval of Curriculum Director Job Description – ***Document Registry 22-03-04***

Motion to approve the Curriculum Director job description as presented. This motion, made by Cindy Lockley and seconded by Dennis Anderson, Passed.

Dennis Anderson: Yea, Alex Cline: Yea, Norm Henderson: Yea, Marc Leist: Yea, Cindy Lockley: Yea, Scott Snyder: Yea, Jeff Wilson: Yea
Yea: 7, Nay: 0

VIII.D. Approval of 2022-2023 School Calendar – ***Document Registry 22-03-05***

Motion to approve the 2022-2023 school calendar as presented. This motion, made by Scott Snyder and seconded by Dennis Anderson, Passed.

Dennis Anderson: Yea, Alex Cline: Yea, Norm Henderson: Yea, Marc Leist: Yea, Cindy Lockley: Yea, Scott Snyder: Yea, Jeff Wilson: Yea
Yea: 7, Nay: 0

VIII.E. Approval of Memorandum of Agreement with RCEA to add positions to the Additional Duty Compensation Schedule – ***Document Registry 22-03-06***

Motion to approve the Memorandum of Agreement with RCEA to add positions to the Additional Duty Compensation Schedule as presented. This motion, made by Dennis Anderson and seconded by Norm Henderson, Passed.

Dennis Anderson: Yea, Alex Cline: Yea, Norm Henderson: Yea, Marc Leist: Yea, Cindy Lockley: Yea, Scott Snyder: Yea, Jeff Wilson: Yea
Yea: 7, Nay: 0

VIII.F. Approval of Educational Support Staff Wage Schedule

Motion to approve the Educational Support Staff Wage Schedule as presented. Motion to table. This motion, made by Dennis Anderson and seconded by Cindy Lockley, Passed.

Dennis Anderson: Yea, Alex Cline: Yea, Norm Henderson: Yea, Marc Leist: Yea, Cindy Lockley: Yea, Scott Snyder: Yea, Jeff Wilson: Yea
Yea: 7, Nay: 0

IX. Enter Executive Session

Motion to enter executive session at 6:56 p.m. This motion, made by Dennis Anderson and seconded by Norm Henderson, Passed.

Dennis Anderson: Yea, Alex Cline: Yea, Norm Henderson: Yea, Marc Leist: Yea, Cindy Lockley: Yea, Scott Snyder: Yea, Jeff Wilson: Yea
Yea: 7, Nay: 0

IX.A. To Consider Information Regarding Appointment, Employment, Compensation, Discipline, Performance, or Dismissal of Individual Employees

IX.B. To Discuss Matters of Possible or Pending Litigation

IX.C. To Discuss Matters of Closed Session Minutes

X. Exit Executive Session

Motion to exit executive session at 8:20 p.m. This motion, made by Dennis Anderson and seconded by Norm Henderson, Passed.

Dennis Anderson: Yea, Alex Cline: Yea, Norm Henderson: Yea, Marc Leist: Yea, Cindy Lockley: Yea, Scott Snyder: Yea, Jeff Wilson: Yea
Yea: 7, Nay: 0

XI. Leave(s) of Absence

XI.A. Bus Aide – The board acknowledged a family medical leave of absence for Lela Wilson.

XII. Notification(s) of Intent to Retire

XII.A. RCES Associate Principal

Motion to approve the intent to retire of Margaret Hahn as RCES Associate Principal at the end of the 2025-26 school year and accumulated sick days be increased to 360 days with the 6% early retirement incentive for the last four years of employment. This motion, made by Alex Cline and seconded by Norm Henderson, Passed.

Dennis Anderson: Yea, Alex Cline: Yea, Norm Henderson: Yea, Marc Leist: Yea, Cindy Lockley: Yea, Scott Snyder: Yea, Jeff Wilson: Yea
Yea: 7, Nay: 0

XII.B. Special Education Coordinator

Motion to approve the revised date of retirement of Special Education Coordinator Mick Whittler effective March 25, 2022. This motion, made by Dennis Anderson and seconded by Cindy Lockley, Passed.

Dennis Anderson: Yea, Alex Cline: Yea, Norm Henderson: Yea, Marc Leist: Yea, Cindy Lockley: Yea, Scott Snyder: Yea, Jeff Wilson: Yea
Yea: 7, Nay: 0

XIII. Resignation(s)

XIII.A. RCHS Cheerleader Coach

Motion to approve the resignation of Rachel Kinkade as RCHS Cheerleader Coach. This motion, made by Cindy Lockley and seconded by Scott Snyder, Passed.
Dennis Anderson: Yea, Alex Cline: Yea, Norm Henderson: Yea, Marc Leist: Yea, Cindy Lockley: Yea, Scott Snyder: Yea, Jeff Wilson: Yea
Yea: 7, Nay: 0

XIV. Employment

XIV.A. Paraprofessional

Motion to approve the employment of Stormie Hartsey as RCES Paraprofessional effective April 1, 2022 and Kalee Bunting effective March 18, 2022. This motion, made by Cindy Lockley and seconded by Alex Cline, Passed.
Dennis Anderson: Yea, Alex Cline: Yea, Norm Henderson: Yea, Marc Leist: Yea, Cindy Lockley: Yea, Scott Snyder: Yea, Jeff Wilson: Yea
Yea: 7, Nay: 0

XIV.B, C, D, E Preschool Teacher, RCES Teachers, RCHS English Teacher, and Special Education Teacher.

Motion to approve the employment of Shana Adkins as Preschool Teacher, Josh Brown & Isabella Noll as RCES Teachers, Sheri Gray as RCHS English Teacher & Jackie Vogt as Special Education Teacher effective the 2022-2023 school year. This motion, made by Norm Henderson and seconded by Cindy Lockley, Passed.
Dennis Anderson: Yea, Alex Cline: Yea, Norm Henderson: Yea, Marc Leist: Yea, Cindy Lockley: Yea, Scott Snyder: Yea, Jeff Wilson: Yea
Yea: 7, Nay: 0

XIV.F. Curriculum Director

Motion to approve the employment of Kacie Rodgers as Curriculum Director effective the 2022-23 school year. This motion, made by Cindy Lockley and seconded by Dennis Anderson, Passed.
Dennis Anderson: Yea, Alex Cline: Yea, Norm Henderson: Yea, Marc Leist: Yea, Cindy Lockley: Yea, Scott Snyder: Yea, Jeff Wilson: Yea
Yea: 7, Nay: 0

XIV.G. RCHS Custodian(s)

Motion to approve the employment of David Murphy as RCHS Custodian effective upon his medical release and Connor Walker as RCHS Custodian effective March 18, 2022. This motion, made by Dennis Anderson and seconded by Scott Snyder, Passed.
Dennis Anderson: Yea, Alex Cline: Yea, Norm Henderson: Yea, Marc Leist: Yea, Cindy Lockley: Yea, Scott Snyder: Yea, Jeff Wilson: Yea
Yea: 7, Nay: 0

XV. Adjournment

Motion to adjourn at 8:26 p.m. This motion, made by Dennis Anderson and seconded by Norm Henderson, Passed.
Dennis Anderson: Yea, Alex Cline: Yea, Norm Henderson: Yea, Marc Leist: Yea, Cindy Lockley: Yea, Scott Snyder: Yea, Jeff Wilson: Yea
Yea: 7, Nay: 0

Approved:

President: _____

Secretary: _____

I. Call to Order and Pledge of Allegiance

II. Roll Call

Dennis Anderson: Present
Alex Cline: Present
Norm Henderson: Present
Marc Leist: Present
Cindy Lockley: Present
Scott Snyder: Present
Jeff Wilson: Present

Present: 7.

III. Recognition and Comments from Employees and Public - None

IV. New Business

- 1. IV.A. Review of PreK Center bid documents, updated budget, updated building design, and project timeline.
George Gauthier from BLDD (via zoom) and Ryan Fuhler from Poettker Construction presented and reviewed the Pre-K Center bid documents, updated budget, updated building design, and project timeline.
Total estimated project cost is \$6,368,304.00.

V. Enter Executive Session

Motion to enter executive session at 6:06 p.m. This motion, made by Dennis Anderson and seconded by Norm Henderson, Passed.

Dennis Anderson: Yea, Alex Cline: Yea, Norm Henderson: Yea, Marc Leist: Yea, Cindy Lockley: Yea, Scott Snyder: Yea, Jeff Wilson: Yea
Yea: 7, Nay: 0

V.A. To Consider Information Regarding Appointment, Employment, Compensation, Discipline, Performance, or Dismissal of Individual Employees

VI. Exit Executive Session

Motion to exit executive session at 7:17pm. This motion, made by Dennis Anderson and seconded by Norm Henderson, Passed.

Dennis Anderson: Yea, Alex Cline: Yea, Norm Henderson: Yea, Marc Leist: Yea, Cindy Lockley: Yea, Scott Snyder: Yea, Jeff Wilson: Yea
Yea: 7, Nay: 0

VII. Resignation(s) – None

VIII. Employment

VIII.A. Special Education Director

Motion to approve the transfer of Kristen Jurgilanis from Speech/Language Pathologist and Assistant Special Education Director to RCCU #1 Special Education Director for the remainder of the 2021-2022 school year and the 2022-2023 school year.

This motion, made by Scott Snyder and seconded by Cindy Lockley, Passed.

Dennis Anderson: Yea, Alex Cline: Yea, Norm Henderson: Yea, Marc Leist: Yea, Cindy Lockley: Yea, Scott Snyder: Yea, Jeff Wilson: Yea

Yea: 7, Nay: 0

IX. Adjournment

Motion to adjourn at 7:23pm. This motion, made by Norm Henderson and seconded by Cindy Lockley, Passed.

Dennis Anderson: Yea, Alex Cline: Yea, Norm Henderson: Yea, Marc Leist: Yea, Cindy Lockley: Yea, Scott Snyder: Yea, Jeff Wilson: Yea

Yea: 7, Nay: 0

Approved:

President: _____

Secretary: _____

*But though the words are simple,
hope you know
how much warmth and appreciation
come with them.*

*My Family and I
Thank you so
much for the
flowers*

Betty

Expressions
FROM
Hallmark

Hallmark Cares
Visit Hallmark.com/ourplanet

THIS CARD IS MADE WITH PAPER FROM
WELL-MANAGED FORESTS.

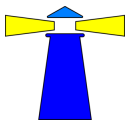
© HALLMARK LICENSING, LLC
HALLMARK MARKETING COMPANY, LLC
KANSAS CITY, MO 64141
MADE IN U.S.A.
RES. IMAGE

Hallmark.com

LAG 1113



Saying thank you
doesn't seem like enough
to show how much
your caring
and thoughtfulness
have meant.



RCES Building Report - April 2022

Enrollment Figures by Grade Level at the beginning of March 2022:										Totals
Pre-K	39	38	36	36	37					186
Kg	21	19	19	21	22	21	21	21		165
1st	21	21	18	22	18	19	19			138
2nd	22	22	22	22	23	20	23			154
Pri LD/MMI	7									7
3rd	25	25	25	25	24	25				149
4th	24	25	23	24	24	26				146
5th	24	23	24	22	23					116
Int LD/MMI	5									5
Total										1065

SESE Classes	
ECE	14
Off Site Location	11
Homebound	0
RCES/SESE Total	25

March Attendance Percentage:	
Kindergarten	91.71
1st Grade	92.69
2nd Grade	92.94
3rd Grade	94.49
4th Grade	94.11
5th Grade	93.85

March Discipline Report:	
Bus Suspension	0
In School Suspension	1.67
Out of School Suspension	3

RCES News and Events:

March 28-April 5 - IAR Testing

March 31, April 1 - Kindergarten Screenings

April 7 - Leadership Day

April 7 - B-3/Preschool - Spring Fling Family Event

April 8 - High Five Fridays return with Carle RMH (all of April)

April 14 - 3rd Trimester Midterm & Early Dismissal @ 2:10- Easter Vacation

April 15 - No School - Easter Vacation

April 18 - No School - Easter Vacation

April 19 - ISA Testing

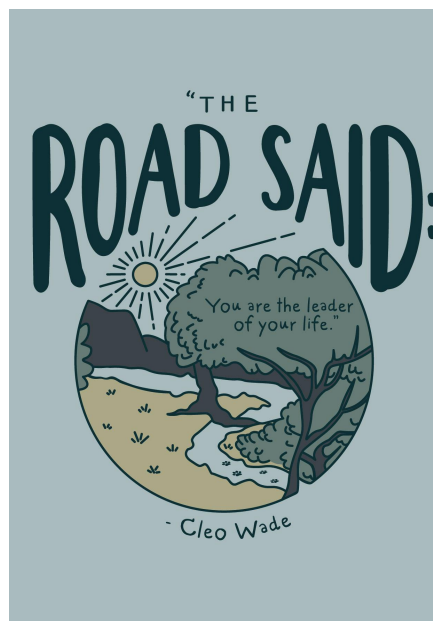
April 21 - Team Lighthouse presents at RCCU#1 School Board Meeting

April 26 - "Meet the Teachers" - Kindergarten Night

April 27 - Blood Drive 2:00-6:00 (RCES Gym - West Side)

April 28 - Rotary 5th Grade Spelling Bee 6:30PM (RCES Dining Hall)

April 29 - Popsicle Day 2/\$1 - raising funds for Splash Pad





Richland County Middle School - April 2022

Enrollment:	6th grade ~	152	
	7th grade ~	149	
	8th grade ~	148	
	Offsite	11	
Attendance Percentage for February:			
	6th Grade	93.92%	
	7th Grade	92.28%%	
	8th Grade	92.52%%	
Discipline	In School Suspensions	6	
	Out of School Suspensions	3	
Monthly Activities:	April 4 - 6	IAR Testing (6th - 8th Grades)	
	April 4	Parent Advisory Council Meeting = RCMS Library 5:00 PM	
	April 5	Track and Field @ RCHS - 4:00 PM	
	April 7 - 8	IAR Test Make-up	
	April 8	Dance = 6th, 7th, & 8th grade RCMS Students (Student Leadership Sponsored) = 6:00 PM - 7:30 PM	
	April 9	Track and Field - Olney Invitational @ RCHS - 10:00 AM	
	April 12	ERFAE - RCHS @ Noon	
	April 12	Track and Field @ Flora - 4:00 PM	
	April 14	Early Dismissal - 2:09 PM - Easter Break	
	April 15 - 18	No Student Attendance - Easter Break	
	April 19	ISA - Science Testing for 8th Grade Students	
	April 20	Track and Field @ Robinson - 4:00 PM	
	April 21	Track and Field @ Salem - 4:00 PM	
	April 21	RCCU 1 Board Meeting - RCHS Commons - 6:00 PM	
	April 22	5th Grade Band Recruitment @ RCES	
	April 22	Mid-Term = 4th Quarter	
	April 25	Science Placement Test for RCHS	
	April 26	Joint Advisory Council Meeting - 5:00 PM @ RCHS Commons	
	April 27	Secretary's Day	
	April 28	Track and Field - Conference Meet - 1:00 PM @ Carmi	
Birthdays:	April 1	Ashley Kuhn	
	April 13	Toby Jones	
	April 24	Michelle Powell	

OTN **RCHS Building Report** OTN

March 2022

Enrollment		Attendance %	
per Grade Level for previous month:	Totals	by Grade Level for previous month	
Freshman	173		91
Sophomore	166		90
Junior	187		90
Senior	156		90
Total	682		90

Discipline Report				
per Grade Level for previous month:	OSS	ISS	Detention	Saturday School
Freshman	3			18
Sophomore	1			16
Junior	3			8
Senior	-			4
Total	7			46

Upcoming RCHS News & Events	
April 4	Varsity Baseball vs. Oblong @ 4:30
April 4	Varsity/JV Softball vs. Oblong @ 4:30
April 5	Varsity Softball vs. Clay City @ 4:30
April 5	JV Softball vs. Robinson @ 4:30
April 5	Varsity Tennis vs. Newton @ 4:30
April 5	JROTC Raider Competition vs. Mattoon @ 3:30
April 6	F/S Baseball vs. Edwards Co @ 4:30
April 7	JROTC Raider Competition vs. South Vigo @ 3:30
April 8	F/S Baseball vs. Marshall @ 4:30
April 8	Super Smash Brothers Ultimate Tourney @ 2:30
April 8	2 p.m. Early Release
April 8	Boys Track Olney Invitational @ 4:00
April 9	Interact Club sponsored Murder Mystery Dinner @ Parkview Events - Best Western
April 10	Bass Fishing vs. Newton Lake @ 1
April 11	Girls Varsity Softball vs. Casey-Westfield @ 4:30
April 11	Girls Varsity Track vs. Fairfield/Flora/Louisville/Mt Carmel/Newton @ 4:30
April 11	Boys Varsity Baseball vs. Casey-Westfield @ 4:30
April 12	Boys Varsity Baseball vs. Altamont @ 4:30
April 12	Boys F/S Baseball vs. Newton @ 4:30
April 13	Senior Seminar @ Elm Street Christian Church
April 13	Boys F/S Baseball vs. Lawrenceville @ 4:30
April 13	PSAT/SAT Testing
April 14	Early Release @ 2 for Spring Break (Mid-term)
April 15-18	Spring Break - No School
April 15	Bass Fishing vs. Newton Lake Tournament @ 1pm
April 15	Boys F/S Baseball vs. Mt. Carmel @ 4:30
April 15	Girls Varsity Soccer vs. Mt. Vernon @ 4:30
April 16	Boys Varsity Baseball vs. North Posey @ 12
April 18	Boys Varsity Baseball vs. Edwards Co @ 4:30
April 18	Girls Varsity Softball vs. Edwards Co @ 4:30
April 19	Girls JV Softball vs. Newton @ 4:30
April 20	Girls JV Softball vs. Effingham @ 4:30
April 22	Girls Varsity Track Tiger Girls Relays @ 4:15
April 22	Boys F/S Baseball vs. Carmi-White Co @ 4:30
April 22	RCCU1 Social with Smokin' Pig
April 23	Girls Varsity Soccer vs. Centralia @ 11a
April 25	Boys Varsity Tennis vs. Mt. Carmel @ 4:15
April 25	Boys Varsity Baseball vs. Newton @ 4:30
April 25	Girls Varsity Softball vs. Newton @ 4:30
April 26	Boys Varsity Tennis @ Flora @ 4
April 27	Boys F/S Baseball vs. Robinson @ 4:30
April 27	CEO Tradeshow
April 28	Boys F/S Baseball vs. St. Anthony @ 4:30
April 28	Boys Varsity Tennis vs. Salem @ 4:15
April 30	Girls Varsity Soccer vs. Harrisburg @ 11a
May 6	Junior/Senior Prom @ 8-10 and After Prom events @ 10:30p-1a
May 22	RCHS Senior Graduation @ 3 in Ron Herrin Gym

RCHS Accomplishments	
Olney FFA Chapter competed in the District V Parliamentary Procedure Leadership Development Events (LDE) and moved on to the State Level	The team from Olney placed 2nd in the event out of 10 southern Illinois teams. Olney's team consisted of Chairperson Dane Steber, and floor members Olivia Steber, Jori VanDyke, Trenton Payne, Aubrey Lambird, and Colleen Steber. In individual results for the team, Dane Steber placed third in the Chairperson division, and Trenton Payne placed first in the Floor Member Division, followed by Colleen Steber in fourth, Aubrey Lambird in fifth, and Jori VanDyke in eleventh.
STRIPES:EXCELLENCE recipients	James Benton, Davian Grimes, Emma Bower, Madeline Oles, Madison McGee, Coyf Balze, Chase Travis, Jacob Helm, Chase Ackman, Cody Fulk, Aubrey Lambird, Cali Wingert, Avery Schneider, Brooks Julian, Marley Whittler, Seth Ranes, Carson Bissey, Lucy Johnson, Anna Blank, Danielle Brown, Kyan Nosek, Evie Potter, Elizabeth Bahl, Tatum David, Audrey Foster, Grayce Burgener, Rylee Bloomer, Alex Davis, Sydney Scherer
Theresa Marriott	Recipient of the 2021-22 WTHI-TV Golden Apple Award
Tri-M Fine Arts Showcase Winners	BEST OF SHOW - Cassara Randall; DRAWING & PAINTING - Cassara Randall (1st), Alexis Melch (2nd), Olivia Beal (3rd); CERAMICS - Genesis Cadwell (1st), Keara Christopher (2nd), Keara Christopher (3rd); OTHER - Willow Conn (1st), Willow Conn (2nd), Jocelyn VanMatre (3rd), Hannah Kocher (Honorable Mention); HONORABLE MENTION - Anna Blank, Viviana Balosin, Ona Torres-Valls, Darby Bissey
Congratulations to the Olney FFA Poultry team on winning the Section CDE	The team from Olney placed 1st in the event! Members from Olney that placed in the top 10 are as follows: Trenton Payne in first, Jori VanDyke in second, Braden Schneider in fifth, and Jocelyn Kocher in tenth. Other members competing included Kadyin Kulin, Jenna Bare, Dylan Fulk, Cody Fulk, Carter Anderson, Aubrey Lambird and Dane Steber.

RCCU#1 Monthly Board Meeting

March 2022 —

Special Education Coordinator

Kristen Jurgilanis

Special Needs Student Data

- 360 - Total number of students with Individual Education Plans (IEPs)
 - 0 - Total number of students with IEPs/504s attending Optional Education
 - 0 - Total number of students with IEPs/504s attending Safe School
- 44 - Number of students attending SESE classrooms or out of district
 - SESE MSI I and II - North Clay Elementary (2)
 - SESE MSI IV - North Clay Junior/High (3)
 - SESE MSI IV - Richland County High (2)
 - SESE ECE - Richland County Elementary (13)
 - SESE ED I & II - Clay City Elementary (2)
 - SESE ED III - Clay City Junior High (1)
 - SESE ED III - Oblong Elementary (1)
 - SESE ED IV - Oblong High (5)
 - SESE ED IV - North Clay High (1)
 - SESE Autism I, II, & III - Clay City Elementary/Junior High (7)
 - SESE Autism III & IV - Clay City High (3)
 - Fresh Start ED - TLC in Effingham (3)
 - Illinois School for the Visually Impaired - Jacksonville (1)
- 60 - Total number of students with Section 504 accommodation plans
- 28 - Total number of pending re-evaluations
- 12 - Total number of pending initial evaluations
- 6 - Total number of move in students
- 5 - Total number of students who left district
- 56 - Total number of meetings held in March

MSI - Moderate to Severely Impaired

ED - Emotional Disability

ECE - Early Childhood Education

SESE - Southeastern Special Education Cooperative

TLC - Treatment and Learning Center

**RICHLAND COUNTY COMMUNITY UNIT SCHOOL DISTRICT NO. 1
OLNEY, ILLINOIS**

TREASURER'S REPORT

	Beginning Cash Balance	Cash Receipts/Adjusting Entries Month Ended	Cash Disbursements/ Adjusting Entries Month Ended	Investments Cashed(+) or Invested(-)	Cash Balance	Certificate of Deposit Investments	CD and Cash Total
Fund	02/28/22	03/31/22	03/31/22	03/31/22	03/31/22	03/31/22	03/31/22
Education	\$ 6,398,927.98	\$ 2,048,304.10	\$ 854,869.05		7,592,363.03	8,200,000.00	15,792,363.03
Building and Grounds	\$ 1,855,715.32	\$ 779.68	\$ (14,574.35)		1,871,069.35	1,700,000.00	3,571,069.35
Debt Service	\$ 1,374,560.34	\$ 653.30	\$ 172,240.00		1,202,973.64	-	1,202,973.64
Transportation	\$ 977,765.19	\$ 397.86	\$ 87,714.69		890,448.36	500,000.00	1,390,448.36
IMRF/Social Security	\$ 423,840.63	\$ 252.48	\$ 69,928.81		354,164.30	500,000.00	854,164.30
Capital Projects	\$ 260,257.67	\$ 167,392.22	\$ -		427,649.89		427,649.89
Working Cash	\$ 863,402.86	\$ 306.99	\$ -		863,709.85	-	863,709.85
Tort	\$ 1,193,773.47	\$ 570.84	\$ 871,132.55		323,211.76		323,211.76
Life Safety	\$ 296,285.37	\$ 114.21	\$ 12,604.10		283,795.48		283,795.48
Total	13,644,528.83	2,218,771.68	2,053,914.85	-	13,809,385.66	10,900,000.00	24,709,385.66
Add CD's	10,900,000.00						
Total with CD's	24,544,528.83	2,218,771.68	2,053,914.85		24,709,385.66		
Assets							
Health Fund Checking	\$ 149,635.13				154,042.96		
IHI Reserve Checking	\$ 13,061.63				13,066.07		
Building Trades	\$ -				-		
Revolving Funds	\$ 8,000.00				8,000.00		
Total Assets	170,696.76				175,109.03		
Total with Assets	24,715,225.59				24,884,494.69		

31

Account Level				Beginning	March 2021-22	March 2021-22	Ending	2021-22		
FDTLOC	FUNC	OBJ	SJ	Description	Balance	Beginning Balance	Monthly Activity	Balance	FYTD Activity	
10A010	1052	0000	00	000000	RCHS Revolving Fund	6,000.00	6,000.00	0.00	6,000.00	0.00
10A010	1053	0000	00	000000	RCMS Revolving Fund	2,000.00	2,000.00	0.00	2,000.00	0.00
10A010	1120	0000	00	000000	ED Cash On Hand	6,916,942.99	6,377,032.10	1,186,027.62	7,563,059.72	646,116.73
10A010	1125	0000	00	000000	IHI Reserve MMCH	11,818.89	11,853.62	4.44	11,858.06	39.17
10A010	1126	0000	00	000000	RCCU Health Ins CH	153,604.39	149,635.13	4,407.83	154,042.96	438.57
10A010	1210	0000	00	000000	ED CD	5,500,000.00	8,200,000.00	0.00	8,200,000.00	2,700,000.00
10A010	1721	0000	00	000000	Building Trades 1403 Heather L	0.00	0.00	0.00	0.00	0.00
10A010	1722	0000	00	000000		0.00	0.00	0.00	0.00	0.00
10A010	1723	0000	00	000000	1311 Heather Lane	0.00	0.00	0.00	0.00	0.00
10A999	1260	0000	00	000000	Studnt Activ Fnd Cash/Invest	0.00	0.00	0.00	0.00	0.00
10A---	----	----	--	-----		12,590,366.27	14,746,520.85	1,190,439.89	15,936,960.74	3,346,594.47
10L010	4310	0000	00	000000	Accounts Payable	0.00	0.00	0.00	0.00	0.00
10L010	4811	0000	00	000000	TRS (Teacher Retire System)	0.00	0.00	0.00	0.00	0.00
10L010	4812	0000	00	000000	FIT (Federal Income Tax)	0.00	0.00	0.00	0.00	0.00
10L010	4813	0000	00	000000	SIT (State Income Tax)	0.00	1,895.88	7,592.17	9,488.05	9,488.05
10L010	4814	0000	00	000000	IMRF(IL Municipal Retire Fund)	0.00	0.00	0.00	0.00	0.00
10L010	4815	0000	00	000000	Annuities Payable	0.00	0.00	0.00	0.00	0.00
10L010	4816	0000	00	000000	Employee Ins Payable	-150,898.31	-146,963.78	-4,412.27	-151,376.05	-477.74
10L010	4817	0000	00	000000	FICA (Fed Ins Contrib Act)	0.00	0.00	0.00	0.00	0.00
10L010	4817	0000	10	000000	Medicare - N/C	0.00	0.00	0.00	0.00	0.00
10L010	4818	0000	00	000000	Medicare Cert	0.00	0.00	0.00	0.00	0.00
10L010	4819	0000	00	000000	Other P/R Deduction	-7,679.80	-7,679.80	-184.74	-7,864.54	-184.74
10L010	4990	0000	00	000000	Misc Liab Direct Deposit	0.00	0.00	0.00	0.00	0.00
10L100	9235	0000	00	000000	Future Tigers	0.00	0.00	0.00	0.00	0.00
10L---	----	----	--	-----		-158,578.11	-152,747.70	2,995.16	-149,752.54	8,825.57
10Q010	7300	0000	00	000000	ED Fund Balance	-1,810,053.98	-1,810,053.98	0.00	-1,810,053.98	0.00
10Q010	7310	0000	00	000000	ED Rev/Exp Summary	-9,508,901.74	-11,670,886.73	-1,193,435.05	-12,864,321.78	-3,355,420.04
10Q010	7320	0000	00	000000	Emcumbrance	0.00	0.00	0.00	0.00	0.00
10Q010	7330	0000	00	000000	Excess/Difference	-1,112,832.44	-1,112,832.44	0.00	-1,112,832.44	0.00
10Q999	7150	0000	00	000000	Reserved StudentActiv Fund Bal	0.00	0.00	0.00	0.00	0.00
10Q---	----	----	--	-----		-12,431,788.16	-14,593,773.15	-1,193,435.05	-15,787,208.20	-3,355,420.04
10----	----	----	--	-----		0.00	0.00	0.00	0.00	0.00
20A010	1120	0000	00	000000	BLDG CASH ON HAND	598,491.15	1,855,715.32	15,309.42	1,871,024.74	1,272,533.59
20A010	1210	0000	00	000000	BLDG CD	2,000,000.00	1,700,000.00	0.00	1,700,000.00	-300,000.00
20A010	1310	0000	00	000000	DUE FROM BLDG FUND	0.00	0.00	0.00	0.00	0.00
20A---	----	----	--	-----		2,598,491.15	3,555,715.32	15,309.42	3,571,024.74	972,533.59

Account Level				Beginning	March 2021-22	March 2021-22	Ending	2021-22	
FDTLOC	FUNC	OBJ	SJ	Description	Balance	Beginning Balance	Monthly Activity	Balance	FYTD Activity
20L010	4310	0000	00 000000	Accounts Payable	0.00	0.00	0.00	0.00	0.00
20L010	4812	0000	00 000000	FIT	0.00	0.00	0.00	0.00	0.00
20L010	4813	0000	00 000000	SIT	0.00	0.00	44.61	44.61	44.61
20L010	4814	0000	00 000000	IMRF	0.00	0.00	0.00	0.00	0.00
20L010	4815	0000	00 000000	ANNUITIES PAYABLE	0.00	0.00	0.00	0.00	0.00
20L010	4816	0000	00 000000	EMPLOYEE INS PAYABLE	0.00	0.00	0.00	0.00	0.00
20L010	4817	0000	00 000000	FICA	0.00	0.00	0.00	0.00	0.00
20L010	4817	0000	10 000000	MEDICARE N/C	0.00	0.00	0.00	0.00	0.00
20L010	4818	0000	00 000000	MEDICARE CERT	0.00	0.00	0.00	0.00	0.00
20L010	4819	0000	00 000000	OTHER P/R DEDUCTIONS	0.00	0.00	0.00	0.00	0.00
20L010	4990	0000	00 000000	MISC LIAB DIRECT DEP	0.00	0.00	0.00	0.00	0.00
20L---	----	----	-- -----		0.00	0.00	44.61	44.61	44.61
20Q010	7300	0000	00 000000	BLDG FUND BALANCE	-120,593.72	-120,593.72	0.00	-120,593.72	0.00
20Q010	7310	0000	00 000000	BLDG REV/EXP SUMMARY	-2,170,237.54	-3,127,461.71	-15,354.03	-3,142,815.74	-972,578.20
20Q010	7320	0000	00 000000	Emcumbrance	0.00	0.00	0.00	0.00	0.00
20Q010	7330	0000	00 000000	EXCESS/DIFFERENCE	-307,659.89	-307,659.89	0.00	-307,659.89	0.00
20Q---	----	----	-- -----		-2,598,491.15	-3,555,715.32	-15,354.03	-3,571,069.35	-972,578.20
20----	----	----	-- -----		0.00	0.00	0.00	0.00	0.00
30A010	1120	0000	00 000000	DEBT SERVICES CASH ON HAND	575,276.57	1,374,560.34	-171,586.70	1,202,973.64	627,697.07
30A010	1210	0000	00 000000	DEBT SERVICES CD	0.00	0.00	0.00	0.00	0.00
30A---	----	----	-- -----		575,276.57	1,374,560.34	-171,586.70	1,202,973.64	627,697.07
30L010	4310	0000	00 000000	Accounts Payable	0.00	0.00	0.00	0.00	0.00
30L---	----	----	-- -----		0.00	0.00	0.00	0.00	0.00
30Q010	7300	0000	00 000000	DEBT SERVICES FUND BALANCE	-282,524.23	-282,524.23	0.00	-282,524.23	0.00
30Q010	7310	0000	00 000000	BOND REV/EXP SUMMARY	221,681.16	-577,602.61	171,586.70	-406,015.91	-627,697.07
30Q010	7320	0000	00 000000	BOND AND INTEREST	0.00	0.00	0.00	0.00	0.00
30Q010	7330	0000	00 000000	EXCESS/DIFFERENCE	-514,433.50	-514,433.50	0.00	-514,433.50	0.00
30Q---	----	----	-- -----		-575,276.57	-1,374,560.34	171,586.70	-1,202,973.64	-627,697.07
30----	----	----	-- -----		0.00	0.00	0.00	0.00	0.00
40A010	1120	0000	00 000000	TRANS CASH ON HAND	602,696.84	977,776.42	-87,615.12	890,161.30	287,464.46
40A010	1125	0000	00 000000	TRANS IHI RESERVE	1,208.01	1,208.01	0.00	1,208.01	0.00
40A010	1210	0000	00 000000	TRANS CD	500,000.00	500,000.00	0.00	500,000.00	0.00
40A---	----	----	-- -----		1,103,904.85	1,478,984.43	-87,615.12	1,391,369.31	287,464.46

Account Level				Beginning	March 2021-22	March 2021-22	Ending	2021-22		
FDTLOC	FUNC	OBJ	SJ	Description	Balance	Beginning Balance	Monthly Activity	Balance	FYTD Activity	
40L010	4310	0000	00	000000	Accounts Payable	0.00	0.00	0.00	0.00	0.00
40L010	4811	0000	00	000000	TRS	0.00	0.00	0.00	0.00	0.00
40L010	4812	0000	00	000000	FIT	0.00	0.00	0.00	0.00	0.00
40L010	4813	0000	00	000000	SIT	0.00	0.00	329.82	329.82	329.82
40L010	4814	0000	00	000000	IMRF	0.00	0.00	0.00	0.00	0.00
40L010	4815	0000	00	000000	ANNUITIES PAYABLE	0.00	0.00	0.00	0.00	0.00
40L010	4816	0000	00	000000	EMPLOYEE INS PAYABLE	0.00	0.00	0.00	0.00	0.00
40L010	4817	0000	00	000000	FICA	0.00	0.00	0.00	0.00	0.00
40L010	4817	0000	10	000000	MEDICARE N/C	0.00	0.00	0.00	0.00	0.00
40L010	4818	0000	00	000000	MEDICARE CERT	0.00	0.00	0.00	0.00	0.00
40L010	4819	0000	00	000000	OTHER P/R DEDUCTIONS	-130.14	-141.37	-31.53	-172.90	-42.76
40L010	4990	0000	00	000000	MISC LIAB DIRECT DEPOSIT	0.00	0.00	0.00	0.00	0.00
40L---	----	----	--	-----		-130.14	-141.37	298.29	156.92	287.06
40Q010	7300	0000	00	000000	TRANS FUND BALANCE	-125,788.52	-125,788.52	0.00	-125,788.52	0.00
40Q010	7310	0000	00	000000	TRAN REV/EXP SUMMARY	-861,639.09	-1,236,707.44	87,316.83	-1,149,390.61	-287,751.52
40Q010	7320	0000	00	000000	Emcumbrance	0.00	0.00	0.00	0.00	0.00
40Q010	7330	0000	00	000000	EXCESS/DIFFERENCE	-116,347.10	-116,347.10	0.00	-116,347.10	0.00
40Q---	----	----	--	-----		-1,103,774.71	-1,478,843.06	87,316.83	-1,391,526.23	-287,751.52
40----	----	----	--	-----		0.00	0.00	0.00	0.00	0.00
50A010	1120	0000	00	000000	IMRF CASH ON HAND	289,259.84	423,840.63	-69,676.33	354,164.30	64,904.46
50A010	1210	0000	00	000000	IMRF CD	1,200,000.00	500,000.00	0.00	500,000.00	-700,000.00
50A---	----	----	--	-----		1,489,259.84	923,840.63	-69,676.33	854,164.30	-635,095.54
50L010	4310	0000	00	000000	Accounts Payable	0.00	0.00	0.00	0.00	0.00
50L010	4814	0000	00	000000	IMRF	0.00	0.00	0.00	0.00	0.00
50L010	4817	0000	00	000000	FICA	0.00	0.00	0.00	0.00	0.00
50L010	4818	0000	00	000000	MEDICARE	0.00	0.00	0.00	0.00	0.00
50L010	4990	0000	00	000000	MISC LIAB DD	0.00	0.00	0.00	0.00	0.00
50L---	----	----	--	-----		0.00	0.00	0.00	0.00	0.00
50Q010	7300	0000	00	000000	IMRF FUND BALANCE	-151,984.58	-151,984.58	0.00	-151,984.58	0.00
50Q010	7310	0000	00	000000	IMRF/SS REV/EXP SUMMARY	-1,135,928.82	-570,509.61	69,676.33	-500,833.28	635,095.54
50Q010	7330	0000	00	000000	EXCESS/DIFFERENCE	-201,346.44	-201,346.44	0.00	-201,346.44	0.00
50Q---	----	----	--	-----		-1,489,259.84	-923,840.63	69,676.33	-854,164.30	635,095.54
50----	----	----	--	-----		0.00	0.00	0.00	0.00	0.00

Account Level				Beginning	March 2021-22	March 2021-22	Ending	2021-22	
FDTLOC	FUNC	OBJ	SJ	Description	Balance	Beginning Balance	Monthly Activity	Balance	FYTD Activity
60A010	1120	0000	00 000000	Site & Construction Cash in on	270,787.45	260,257.67	167,392.22	427,649.89	156,862.44
60A010	1210	0000	00 000000	Site CD	0.00	0.00	0.00	0.00	0.00
60A---	----	----	--	-----	270,787.45	260,257.67	167,392.22	427,649.89	156,862.44
60L010	4310	0000	00 000000	Accounts Payable	0.00	0.00	0.00	0.00	0.00
60L---	----	----	--	-----	0.00	0.00	0.00	0.00	0.00
60Q010	7300	0000	00 000000	SITE & CONST FUND BALANCE	0.00	0.00	0.00	0.00	0.00
60Q010	7310	0000	00 000000	SITE/CONSTRUCTION REV/EXP SUM	-270,787.45	-260,257.67	-167,392.22	-427,649.89	-156,862.44
60Q010	7320	0000	00 000000	Encumbrance	0.00	0.00	0.00	0.00	0.00
60Q010	7330	0000	00 000000	EXCESS/DIFFERENCE	0.00	0.00	0.00	0.00	0.00
60Q---	----	----	--	-----	-270,787.45	-260,257.67	-167,392.22	-427,649.89	-156,862.44
60----	----	----	--	-----	0.00	0.00	0.00	0.00	0.00
70A010	1120	0000	00 000000	WORKING CASH - CASH ON HAND	735,898.55	863,402.86	306.99	863,709.85	127,811.30
70A010	1210	0000	00 000000	WORKING CASH CD	0.00	0.00	0.00	0.00	0.00
70A---	----	----	--	-----	735,898.55	863,402.86	306.99	863,709.85	127,811.30
70Q010	7300	0000	00 000000	WORKING CASH FUND BALANCE	-1,482,040.21	-1,482,040.21	0.00	-1,482,040.21	0.00
70Q010	7310	0000	00 000000	WORKING CASH REV/EXP SUMMARY	860,644.12	733,139.81	-306.99	732,832.82	-127,811.30
70Q010	7330	0000	00 000000	EXCESS/DIFFERENCE	-114,502.46	-114,502.46	0.00	-114,502.46	0.00
70Q---	----	----	--	-----	-735,898.55	-863,402.86	-306.99	-863,709.85	-127,811.30
70----	----	----	--	-----	0.00	0.00	0.00	0.00	0.00
80A010	1120	0000	00 000000	Tort Cash on Hand	0.00	1,193,773.47	-870,561.71	323,211.76	323,211.76
80A---	----	----	--	-----	0.00	1,193,773.47	-870,561.71	323,211.76	323,211.76
80L010	4310	0000	00 000000	Accounts Payable	0.00	0.00	0.00	0.00	0.00
80L---	----	----	--	-----	0.00	0.00	0.00	0.00	0.00
80Q010	7300	0000	00 000000	Tort Fund Balance	0.00	0.00	0.00	0.00	0.00
80Q010	7310	0000	00 000000	TORT REV/EXP SUMMARY	227,330.44	-966,443.03	870,561.71	-95,881.32	-323,211.76
80Q010	7320	0000	00 000000	Tort Encumbrance	0.00	0.00	0.00	0.00	0.00
80Q010	7330	0000	00 000000	EXCESS/DIFFERENCE	-227,330.44	-227,330.44	0.00	-227,330.44	0.00
80Q---	----	----	--	-----	0.00	-1,193,773.47	870,561.71	-323,211.76	-323,211.76
80----	----	----	--	-----	0.00	0.00	0.00	0.00	0.00

				Account Level	Beginning	March 2021-22	March 2021-22	Ending	2021-22
FDTLOC	FUNC	OBJ	SJ	Description	Balance	Beginning Balance	Monthly Activity	Balance	FYTD Activity
90A010	1120	0000	00 000000	LIFE SAFETY CASH ON HAND	269,471.04	296,285.37	-12,489.89	283,795.48	14,324.44
90A010	1210	0000	00 000000	LIFE SAFETY CD	0.00	0.00	0.00	0.00	0.00
90A---	----	----	-- -----		269,471.04	296,285.37	-12,489.89	283,795.48	14,324.44
90L010	4310	0000	00 000000	Accounts Payable	0.00	0.00	0.00	0.00	0.00
90L010	4812	0000	00 000000	L/S FIT	0.00	0.00	0.00	0.00	0.00
90L010	4813	0000	00 000000	L/S SIT	0.00	0.00	0.00	0.00	0.00
90L010	4817	0000	00 000000	L/S FICA	0.00	0.00	0.00	0.00	0.00
90L010	4817	0000	10 000000	L/S Medicare NC	0.00	0.00	0.00	0.00	0.00
90L---	----	----	-- -----		0.00	0.00	0.00	0.00	0.00
90Q010	7300	0000	00 000000	LIFE SAFETY FUND BALANCE	-1,128,737.03	-1,128,737.03	0.00	-1,128,737.03	0.00
90Q010	7310	0000	00 000000	LIFE SAFETY REV/EXP SUMMARY	148,663.65	121,849.32	12,489.89	134,339.21	-14,324.44
90Q010	7320	0000	00 000000	Emcumbrance	0.00	0.00	0.00	0.00	0.00
90Q010	7330	0000	00 000000	EXCESS/DIFFERENCE	710,602.34	710,602.34	0.00	710,602.34	0.00
90Q---	----	----	-- -----		-269,471.04	-296,285.37	12,489.89	-283,795.48	-14,324.44
90----	----	----	-- -----		0.00	0.00	0.00	0.00	0.00
<hr/>									
Grand Asset Totals					19,633,455.72	24,693,340.94	161,518.77	24,854,859.71	5,221,403.99
Grand Liability Totals					-158,708.25	-152,889.07	3,338.06	-149,551.01	9,157.24
Grand Equity Totals					-19,474,747.47	-24,540,451.87	-164,856.83	-24,705,308.70	-5,230,561.23
Grand Totals					0.00	0.00	0.00	0.00	0.00

Number of Accounts: 111

***** End of report *****

Check Number	Vendor Name	Check Date	Invoice Description	Invoice Amount	Check Amount	
31874	A&M PRODUCTS	04/22/2022	IHSA & Marching Band Annual Plaques (to replace the individual plaques with two annual plaques to cut down on space)	1,581.00	1,581.00	
31875	ACKERMAN OIL	04/22/2022	Oil for the School Year 2021-2022	867.69	867.69	
31876	AMETER, REAGEN LEE	04/22/2022	Tutoring 2/28-3/31 28.75 hours	345.00	345.00	
31877	AUTO WHEEL AND RIM SE	04/22/2022	Supplies for the School Year 2021-2022	171.78	171.78	
31878	BEYOND TECHNOLOGY	04/22/2022	Teacher Workroom copier toner MX-754NT (1st floor) MX-561NT (2nd floor) Main Office Color copier toner	477.18 343.98	821.16	
31879	BLDD ARCHITECTS, INC	04/22/2022	ATHLETIC FIELD STUDY	2,750.00	2,750.00	37
31880	BLICK ART MATERIALS	04/22/2022	classroom supplies	9.75	9.75	
31881	BUSHUE BACKGROUND SCR	04/22/2022	FEES	432.00	1,280.00	
31882	CENTRAL STATES BUS SA	04/22/2022	FEES Supplies for the School Year	848.00 2,563.31	2,563.31	

Check Number	Vendor Name	Check Date	Invoice Description	Invoice Amount	Check Amount
31883	COLOR YOUR WORLD, LTD	04/22/2022	2021-2022 PAINT SOFTBALL CAGE	155.50	155.50
31884	CRAIG, RYLAN JARRETT	04/22/2022	Tutoring 2/28-3/31 34.5 hours	414.00	414.00
31885	CRAWFORD, COURTNEY NI	04/22/2022	Tutoring 2/28-3/31 44.75 hours	537.00	537.00
31886	DECKER EQUIPMENT	04/22/2022	RESTROOM SIGNS	48.95	48.95
31887	DEIMEL, NANCY J	04/22/2022	WALMART	44.48	44.48
31888	DEMCO, INC	04/22/2022	supplies for library	131.19	131.19
31889	DORIS BROS TROPHIES,	04/22/2022	Illinois State Scholar Medals Trophies & Ribbons	31.85 386.00	417.85
31890	DYNAMIC FASTENER	04/22/2022	SUPPLIES	317.33	317.33
31891	EDWARDS, CRYSTLE L	04/22/2022	3/31/2022 mileage	21.06	21.06
31892	EFFINGHAM BUILDERS SU	04/22/2022	supplies	455.70	455.70
31893	EICHENAUER SERVICES,	04/22/2022	SWITCH	216.44	216.44
31894	ELLISON, NATALIE ELAI	04/22/2022	Tutoring 2/28-3/31 46.25 hours	555.00	555.00
31895	FISHER AUTO PARTS	04/22/2022	march statement	110.35	110.35
31896	FLANAGAN, KAITLYN NIC	04/22/2022	Tutoring 2/28-3/31 18.25 hours	219.00	219.00
31897	FOLLETT CONTENT SOLUT	04/22/2022	RCES Book Order - 2023 Illinois Award Books	86.18	86.18
31898	GOODMAN SUPPLY INC	04/22/2022	gas, oxy, argon,	136.00	136.00

Check Number	Vendor Name	Check Date	Invoice Description	Invoice Amount	Check Amount
31899	GRAINGER	04/22/2022	co2, msc welding and cutting supplies DP MOTOR STARTER	352.95	761.48
			LED DRIVER	66.99	
			SUPPLIES	310.73	
			BOX END WRENCH	30.81	
31900	HAHN, TYLER MARIE	04/22/2022	Tutoring 2/28-3/31 45 hours	720.00	720.00
31901	HEARTLAND BANK & TRUS	04/22/2022	BONDS	669,409.38	669,409.38
31902	HENDRICKSON, BRENDA	04/22/2022	MEDICAL REIMBURS.	200.00	200.00
31903	HINCKLEY, JESSICA K	04/22/2022	MEDICAL REIMBURS.	200.00	200.00
31904	HINTERSCHER, DAVID	04/22/2022	MARCH 2022 MILEAGE	522.06	522.06
31905	IL HEARTLAND LIBRARY	04/22/2022	Cataloging fee - as needed for books.	39.00	39.00
31906	INSTRUMENTALIST AWARD	04/22/2022	Instrumentalist Awards (Directors Award, Sousa, & Armstrong) OPEN PO	150.00	150.00
31907	J & A AUTO CLINIC	04/22/2022	UPLANDER REPAIR	798.59	798.59
31908	JASPER COUNTY HEALTH	04/22/2022	VISION/HEARING SCREENINGS	974.74	974.74
31909	JOSTENS	04/22/2022	Graduation supplies Graduation supplies	647.20 15.82	663.02
31910	JW PEPPER & SON, INC	04/22/2022	music	20.19	20.19
31911	KOCHER, BRITTANIA J	04/22/2022	3/1/2022-3/31/2022 Mileage	103.00	103.00

Check Number	Vendor Name	Check Date	Invoice Description	Invoice Amount	Check Amount	
31912	KOCHER, DAWN M	04/22/2022	3/1/2022-3/31/2022 Mileage	131.08	131.08	
31913	LAKESHORE LEARNING MA	04/22/2022	Spec Ed Student Supplies	325.79	325.79	
31914	LAKESIDE ROOFING CO	04/22/2022	RICHLAND CO MIDDLE SCHOOL ROOF #2 REPLACEMENT PROJECT	25,017.30	25,017.30	
31915	MAYS, ALYVIA GRACE	04/22/2022	Tutoring 2/28-3/31 32 hours	384.00	384.00	
31916	MILLER OFFICE EQUIPME	04/22/2022	Labor for Copiers (Workrooms, Color Copiers, Fax Machine) 2nd Floor Tchr Wkrm Copier repair Copier Supplies	38.00 276.00 98.00	412.00	
31917	MILLER, TRACY, BRAUN	04/22/2022	PROFESSIONAL SERVICES	581.25	581.25	
31918	O'REILLY AUTO PARTS	04/22/2022	Supplies for the School Year 2021-2022	20.94	20.94	
31919	OLNEY CENTRAL COLLEGE	04/22/2022	DUAL CREDIT FEES - SPRING 2022	18,730.00	18,730.00	40
31920	PARRENT, TREVOR JACOB	04/22/2022	Tutoring 2/28-3/31 10 hours	160.00	160.00	
31921	PENNINGTON CHEVROLET	04/22/2022	Inspections for the school year 2021-2022	56.00	56.00	

Check Number	Vendor Name	Check Date	Invoice Description	Invoice Amount	Check Amount
31922	PIZZA FAST / SUB FAST	04/22/2022	Leadership Students Lunch	96.50	96.50
31923	POTTER, CAROL	04/22/2022	MILEAGE 240 miles @ .5850/mile	140.40	140.40
31924	PRAIRIE FARMS DAIRY,	04/22/2022	Food/Supplies FY22: Prairie Farms	16,383.50	16,383.50
31925	PRINTFORCE, INC	04/22/2022	Envelopes and passes	171.25	171.25
31926	QUILL CORPORATION	04/22/2022	supplies SUPPLIES	206.49 11.20	217.69
31927	READ'S INC.	04/22/2022	BUS BARN START CAPACITOR/AIR COMPRESSOR	105.58	105.58
31928	RICHLAND CO TREASURER	04/22/2022	SCHOOL RESOURCE OFFICER	4,989.55	4,989.55
31929	ROARK, RYAN K	04/22/2022	3/1/2022-3/31/2022 March Mileage	23.41	23.41
31930	ROE 12 - ROBINSON	04/22/2022	Youth Mental Health Training M Pearce	50.00	50.00
31931	ROYSE'S PLUMBING, HTG	04/22/2022	CLEANED SEWER LINE	366.89	366.89
31932	SCHMIDT-LENZ, DELREEN	04/22/2022	Prevention Initiative PD Purchase service	364.18	364.18
31933	SIMPSON, CHRIS A	04/22/2022	3/1/2022-3/31/2022 March Mileage	248.04	248.04
31934	SOUTH EASTERN SPECIAL	04/22/2022	MONTHLY OBLIGATIONS	125,171.27	125,171.27
31935	SPILLMAN, SCOTT	04/22/2022	MARCH 2022 MILEAGE	900.90	900.90
31936	STANLEY'S MOWER	04/22/2022	MIDDLE SCHOOL	275.22	275.22

Check Number	Vendor Name	Check Date	Invoice Description	Invoice Amount	Check Amount
31937	TEDFORD, PAIGE CHERYL	04/22/2022	MOUNTED 2 TIRES ON RIMS Tutoring 2/28-3/31 33.75 hours	540.00	540.00
31938	TEDFORD, TAYLOR JILL	04/22/2022	Tutoring 2/28-3/31 1.75 hours	21.00	21.00
31939	THE MUSIC SHOPPE, INC	04/22/2022	Marching Cymbals & leather straps ZH8300HOOP 8300 Series Bass Drum Hoop	481.48 150.00	631.48
31940	TOMLIN, LINDSEY JAMES	04/22/2022	MARCH 2022	34.40	34.40
31941	TOUCHMATH ACQUISITION	04/22/2022	MILEAGE Special Education Cross Cat Classroom supplies	2,022.90	2,022.90
31942	TYLER, JILLIAN GRACE	04/22/2022	Tutoring 2/28-3/31 23 hours	276.00	276.00
31943	WABASH FOOD SERVICE	04/22/2022	54450 elementary school 54454 - high school 54452 middle school	35,577.39 9,664.77 7,249.86	52,492.02
31944	WEASE EQUIPMENT, INC	04/22/2022	Labor & supplies for the School Year 2021-2022 Labor & supplies for the School	555.63 1,172.26	1,727.89

Check Number	Vendor Name	Check Date	Invoice Description	Invoice Amount	Check Amount
			Year 2021-2022		
31945	WEST, PAULA J	04/22/2022	WALMART	25.86	25.86
31946	WHITTNER, MADELINE MA	04/22/2022	Tutoring 2/28-3/31 7 hours	84.00	84.00
31947	WYATT, HEAVEN LEIGH	04/22/2022	Tutoring 2/28-3/31 35.25 hours	423.00	423.00
	74	Computer	Check(s) For a Total of		942,418.47

	0	Manual	Checks For a Total of	0.00
	0	Wire Transfer	Checks For a Total of	0.00
	0	ACH	Checks For a Total of	0.00
	74	Computer	Checks For a Total of	942,418.47
Total For	74	Manual, Wire Tran, ACH & Computer Checks		942,418.47
Less	0	Voided	Checks For a Total of	0.00
			Net Amount	942,418.47

REPORT SPECIFICATIONS

DISTRICT: Richland County Community Unit #1
REPORT TITLE: AP Invoice Listing Report
REQUESTED BY: cgraves DATE: 04/14/22
PROGRAM NAME: fin/3aprpt01. TIME: 3:32:25 PM
COPIES: 1 LPI: 6
RUN ON SERVER: yes CREATE ASCII FILE: NO

REPORT SEQUENCE: Vendor
INVOICE TYPE(S): HISTORY
CHECK TYPE(S): ALL

PRINT DETAIL: no PRINT ACCOUNTING: no
STARTING PO #: 0 ENDING PO #: 9999999999
STARTING INVOICE #: ENDING INVOICE #: ZZZZZZZZZZZZZZZZZZZ
STARTING VENDOR KEY: ENDING VENDOR KEY: ZZZZZZZZZZZ
STARTING BATCH #: mara ENDING BATCH #: marz
STARTING BANK CASH CODE: ENDING BANK CASH CODE: ZZZZZ
STARTING INVOICE DATE: ENDING INVOICE DATE: 12/31/9999
STARTING DUE DATE: ENDING DUE DATE: 12/31/9999
STARTING CREATED BY: ENDING CREATED BY: ZZZZZZZZZZZ
STARTING CREATED DATE: 07/01/2021 ENDING CREATED DATE: 12/31/9999
STARTING INVOICE AMOUNT: -999,999,999.00 ENDING INVOICE AMOUNT: 9999,999,999.99

<u>VEN-KEY</u>	<u>VENDOR NAME</u>	<u>INVOICE #</u>	<u>PO NUMBER</u>	<u>BATCH</u>	<u>BANK</u>	<u>DESCRIPTION</u>	<u>LQ S</u>	<u>INV DATE</u>	<u>DUE DATE</u>	<u>C</u>	<u>NET AMOUNT</u>
	<u>ACH VOID DOWNLOAD</u>	<u>DISCOUNT DESCRIPTION</u>		<u>DISC AMT</u>		<u>ADJUSTMENT DESCRIPTION</u>	<u>FY</u>		<u>ADJ AMT</u>	<u>CHECK NBR</u>	<u>INVOICE AMOUNT</u>
ACADEMIC003	ACADEMIC THERAPY PUBLICATIONS	288371	5002200062	MARPP	TRUST	Kindergarten Multiple Copy Guided Reading Book Sets	H	03/18/2022	03/29/2022	R	\$1,440.00
							21-22			31813	\$1,440.00
NUMBER OF INVOICES: 1											\$1,440.00
AFPLANSE000	AFPLANSERV	22013179884	9002200006	MARPP	TRUST	PLAN FEE BILLING	H	02/22/2022	03/01/2022	R	\$63.00
							21-22			31627	\$63.00
AFPLANSE000	AFPLANSERV	22022379884	9002200006	MARPP	TRUST	PLAN FEE BILLING	H	03/23/2022	03/31/2022	R	\$63.00
							21-22			31833	\$63.00
NUMBER OF INVOICES: 2											\$126.00
ALTAMONT000	ALTAMONT OVERHEAD DOOR	359027235	0000000000	MARPP	TRUST	FEEES	H	03/23/2022	03/25/2022	R	\$7,053.00
							21-22			31814	\$7,053.00
NUMBER OF INVOICES: 1											\$7,053.00
AMEREN I000	AMEREN ILLINOIS	030722	9002200008	MARPP	TRUST	ELECTRIC CHARGES	H	03/07/2022	03/10/2022	R	\$10,752.17
							21-22			31651	\$10,752.17
NUMBER OF INVOICES: 1											\$10,752.17
ANGLEPAY001	ANGLE, PAYTON R.	1	0000000000	MARPP	TRUST	BUS PHYSICAL	H	03/08/2022	03/16/2022	R	\$75.00
							21-22			31763	\$75.00
NUMBER OF INVOICES: 1											\$75.00
BAND SHO000	BAND SHOPPE	SIV222614	3002200098	MARPP	TRUST	2021 Show Flags	H	09/09/2021	03/01/2022	R	\$318.55
							21-22			31628	\$318.55
BAND SHO000	BAND SHOPPE	SIV222616	3002200097	MARPP	TRUST	Crutch Style Flag Pole Caps (2 packs of BLACK, 2 packs of WHITE) - \$9.95 per pk.	H	09/11/2021	03/01/2022	R	\$156.30
							21-22			31628	\$156.30

<u>VEN-KEY</u>	<u>VENDOR NAME</u>	<u>INVOICE #</u>	<u>PO NUMBER</u>	<u>BATCH</u>	<u>BANK</u>	<u>DESCRIPTION</u>	<u>LQ</u>	<u>S</u>	<u>INV DATE</u>	<u>DUE DATE</u>	<u>C</u>	<u>NET AMOUNT</u>
	<u>ACH VOID DOWNLOAD</u>	<u>DISCOUNT DESCRIPTION</u>			<u>DISC AMT</u>	<u>ADJUSTMENT DESCRIPTION</u>	<u>FY</u>		<u>ADJ AMT</u>	<u>CHECK NBR</u>		<u>INVOICE AMOUNT</u>
BAND SHO000	BAND SHOPPE	SIV226195	3002200098	MARPP	TRUST	2021 Show Flags	H		09/20/2021	03/01/2022	R	\$139.80
							21-22			31628		\$139.80
NUMBER OF INVOICES: 3												\$614.65
BARNES &000	BARNES & NOBLE, INC	022022	1002200358	MARPP	TRUST	RCES Library Book Purchase on B & N Institutional Account (#7418189) at Fairview Heights B & N	H		02/20/2022	03/07/2022	R	\$75.94
							21-22			31646		\$75.94
NUMBER OF INVOICES: 1												\$75.94
BLANK'S 001	BLANK'S INSURANCE AGENCY	29466	0000000000	MARPP	TRUST	TREASURER BOND	H		03/04/2022	03/15/2022	R	\$2,665.00
							21-22			31729		\$2,665.00
NUMBER OF INVOICES: 1												\$2,665.00
BLICK AR000	BLICK ART MATERIALS	8302593	3002200105	MARPP	TRUST	classroom supplies	H		03/23/2022	03/30/2022	R	\$35.88
							21-22			31834		\$35.88
NUMBER OF INVOICES: 1												\$35.88
BM TRUCK000	BM TRUCK EQUIPMENT	022252261	0000000000	MARPP	TRUST	STEEL PLATE	H		02/28/2022	03/22/2022	R	\$62.82
							21-22			31777		\$62.82
BM TRUCK000	BM TRUCK EQUIPMENT	031722	0000000000	MARPP	TRUST	304 SS PLATE	H		03/17/2022	03/23/2022	R	\$24.68
							21-22			31793		\$24.78
NUMBER OF INVOICES: 2												\$87.50
C & T / 000	C & T / RICHLAND MOTOR PARTS	147112	0000000000	MARNAPA	TRUST		H		03/16/2022	03/28/2022	R	\$24.74
							21-22			31812		\$24.74
C & T / 000	C & T / RICHLAND MOTOR PARTS	147622	0000000000	MARNAPA	TRUST		H		03/16/2022	03/28/2022	R	\$12.97
							21-22			31812		\$12.97

VEN-KEY	VENDOR NAME	INVOICE #	PO NUMBER	BATCH	BANK	DESCRIPTION	LQ	S	INV DATE	DUE DATE	C	NET AMOUNT
	<u>ACH VOID DOWNLOAD</u>	<u>DISCOUNT DESCRIPTION</u>		<u>DISC AMT</u>		<u>ADJUSTMENT DESCRIPTION</u>	<u>FY</u>		<u>ADJ AMT</u>	<u>CHECK NBR</u>		<u>INVOICE AMOUNT</u>
C & T / 000	C & T / RICHLAND MOTOR PARTS	147661	0000000000	MARNAPA	TRUST		H	03/16/2022	03/28/2022	R		\$119.70
							21-22			31812		\$119.70
C & T / 000	C & T / RICHLAND MOTOR PARTS	147709	0000000000	MARNAPA	TRUST		H	03/16/2022	03/28/2022	R		\$-5.33
							21-22			31812		\$-5.33
NUMBER OF INVOICES: 4												\$152.08
CASEY-WE002	CASEY-WESTFIELD HIGH SCHOOL	Q75Z76	3002200324	MARPP	TRUST	LIC Scholastic Bowl Questions	H	01/10/2022	03/25/2022	R		\$118.58
							21-22			31815		\$118.58
NUMBER OF INVOICES: 1												\$118.58
CENTER S001	CENTER STREET SCHOOL	030522	2002200206	MARPP	TRUST	Volleyball Tournament - March 5, 2022	H	03/05/2022	03/09/2022	R		\$150.00
							21-22			31652		\$150.00
NUMBER OF INVOICES: 1												\$150.00
CINTAS 000	CINTAS	4109832714	0000000000	MARCINT	TRUST	SUPPLIES	H	02/07/2022	03/18/2022	R		\$100.58
							21-22			31762		\$100.58
CINTAS 000	CINTAS	4109832731	0000000000	MARCINT	TRUST	SUPPLIES	H	02/07/2022	03/18/2022	R		\$81.13
							21-22			31762		\$81.13
CINTAS 000	CINTAS	4109832733	0000000000	MARCINT	TRUST	SUPPLIES	H	02/07/2022	03/18/2022	R		\$89.54
							21-22			31762		\$84.84
CINTAS 000	CINTAS	4110515350	0000000000	MARCINT	TRUST	SUPPLIES	H	02/14/2022	03/18/2022	R		\$100.58
							21-22			31762		\$100.58
CINTAS 000	CINTAS	4110515369	0000000000	MARCINT	TRUST	SUPPLIES	H	02/14/2022	03/18/2022	R		\$89.54
							21-22			31762		\$89.54

VEN-KEY	VENDOR NAME	INVOICE #	PO NUMBER	BATCH	BANK	DESCRIPTION	LQ	S	INV DATE	DUE DATE	C	NET AMOUNT
<u>ACH VOID DOWNLOAD</u>		<u>DISCOUNT DESCRIPTION</u>		<u>DISC AMT</u>		<u>ADJUSTMENT DESCRIPTION</u>	<u>FY</u>		<u>ADJ AMT</u>	<u>CHECK NBR</u>		<u>INVOICE AMOUNT</u>
CINTAS 000	CINTAS	4110515462	0000000000	MARCINT	TRUST	SUPPLIES	H	21-22	02/14/2022	03/18/2022	R	\$81.13
										31762		\$81.13
CINTAS 000	CINTAS	4111191493	0000000000	MARCINT	TRUST	SUPPLIES	H	21-22	02/21/2022	03/18/2022	R	\$89.54
										31762		\$89.54
CINTAS 000	CINTAS	4111191535	0000000000	MARCINT	TRUST	SUPPLIES	H	21-22	02/21/2022	03/18/2022	R	\$88.21
										31762		\$88.21
CINTAS 000	CINTAS	4111191572	0000000000	MARCINT	TRUST	SUPPLIES	H	21-22	02/21/2022	03/18/2022	R	\$100.58
										31762		\$100.58
CINTAS 000	CINTAS	4111865908	0000000000	MARCINT	TRUST	SUPPLIES	H	21-22	02/28/2022	03/18/2022	R	\$100.58
										31762		\$100.58
CINTAS 000	CINTAS	4111865937	0000000000	MARCINT	TRUST	SUPPLIES	H	21-22	02/28/2022	03/18/2022	R	\$89.54
										31762		\$89.54
CINTAS 000	CINTAS	4111865956	0000000000	MARCINT	TRUST	SUPPLIES	H	21-22	02/28/2022	03/18/2022	R	\$88.21
										31762		\$88.21
NUMBER OF INVOICES: 12											\$1,099.16	
CITY OF 002	CITY OF OLNEY	030122	9002200022	MARPP	TRUST	WATER BILL	H	21-22	03/01/2022	03/21/2022	R	\$2,512.52
										31778		\$2,512.52
NUMBER OF INVOICES: 1											\$2,512.52	
CLEARWAV000	CLEARWAVE COMMUNICATIONS	10000048620	9002200023	MARPP	TRUST	MONTHLY SERVICE FEE FOR INTERNET ACCESS FIBER	H	21-22	03/01/2022	03/03/2022	R	\$1,489.12
										31647		\$1,489.12
NUMBER OF INVOICES: 1											\$1,489.12	
CONSTELL000	CONSTELLATION NEWENERGY, INC	030722	9002200025	MARPP	TRUST	HS ELECTRIC	H	21-22	03/07/2022	03/14/2022	R	\$4,227.60
										31730		\$4,227.60

49

<u>VEN-KEY</u>	<u>VENDOR NAME</u>	<u>INVOICE #</u>	<u>PO NUMBER</u>	<u>BATCH</u>	<u>BANK</u>	<u>DESCRIPTION</u>	<u>LQ</u>	<u>S</u>	<u>INV DATE</u>	<u>DUE DATE</u>	<u>C</u>	<u>NET AMOUNT</u>
<u>ACH VOID DOWNLOAD</u>		<u>DISCOUNT DESCRIPTION</u>		<u>DISC AMT</u>		<u>ADJUSTMENT DESCRIPTION</u>	<u>FY</u>		<u>ADJ AMT</u>	<u>CHECK NBR</u>		<u>INVOICE AMOUNT</u>
						NUMBER OF INVOICES: 1						\$4,227.60
CUMMINS 001	CUMMINS CSSNA - US	R5-45592	8002200009	MARPP	TRUST	Labor & supplies for the School Year 2021-2022	H		03/04/2022	03/15/2022	R	\$242.12
									21-22		31731	\$242.12
						NUMBER OF INVOICES: 1						\$242.12
DATA MAN000	DATA MANAGEMENT SHREDDING	60594	0000000000	MARPP	TRUST	shredding	H		03/19/2022	03/23/2022	R	\$45.00
									21-22		31794	\$45.00
						NUMBER OF INVOICES: 1						\$45.00
DEARBORN000	DEARBORN LIFE INSURANCE CO	04242022	9002200011	MARPP	TRUST	LIFE INSURANCE	H		03/14/2022	03/15/2022	R	\$2,850.30
									21-22		31732	\$2,850.30
						NUMBER OF INVOICES: 1						\$2,850.30
DEIMENAN000	DEIMEL, NANCY	1	3002200301	MARPP	TRUST	WALMART FCS BUDGET	H		03/15/2022	03/18/2022	R	\$57.21
									21-22		31779	\$57.21
						NUMBER OF INVOICES: 1						\$57.21
EAGLESON001	EAGLESON AUTOMOTIVE CENTER INC	35433	8002200011	MARPP	TRUST	Labor & supplies for the School Year 2021-2022	H		02/07/2022	03/02/2022	R	\$138.90
									21-22		31629	\$138.90
						NUMBER OF INVOICES: 1						\$138.90
EASTBAY 000	EASTBAY	1482823	3502200010	MARPP	TRUST	Baseball Hats	H		12/06/2021	03/03/2022	R	\$458.04
									21-22		31648	\$458.04
						NUMBER OF INVOICES: 1						\$458.04
EDWARCRY000	EDWARDS, CRYSTLE	ERIN20220318A	0000000000	MARPP	Trust	3/16/2022-3/17/2022 No available car to drive to a	H		03/18/2022	01/20/2022	R	\$194.22

VEN-KEY	VENDOR NAME	INVOICE #	PO NUMBER	BATCH	BANK	DESCRIPTION	LQ S	INV DATE	DUE DATE	C	NET AMOUNT
	ACH VOID DOWNLOAD	DISCOUNT DESCRIPTION		DISC AMT		ADJUSTMENT DESCRIPTION	FY	ADJ AMT	CHECK NBR		INVOICE AMOUNT
EDWARCRY000	EDWARDS, CRYSTLE	ERIN20220318A				*****CONTINUED***** conference.					
							21-22		31764		\$194.22
						NUMBER OF INVOICES: 1					\$194.22
ELM STRE000	ELM STREET CHRISTIAN CHURCH	1	3002200320	MARPP	TRUST	Senior Seminar Rental - ESCC	H	04/13/2022	03/22/2022	R	\$100.00
							21-22		31780		\$100.00
						NUMBER OF INVOICES: 1					\$100.00
EXPLORE 001	EXPLORE LEARNING	5174695	1002200374	MARPP	TRUST	Explore Learning Frax Math Program	H	03/29/2022	03/31/2022	R	\$208.34
							21-22		31835		\$208.34
						NUMBER OF INVOICES: 1					\$208.34
FENDELIS000	FENDER, LISA	1	5002200116	MARPP	TRUST	Title II PD reimbursement TRAVEL	H	03/14/2022	03/24/2022	R	\$40.42
							21-22		31795		\$40.42
						NUMBER OF INVOICES: 1					\$40.42
FOLLETT 004	FOLLETT CONTENT SOLUTIONS, LLC	401548F	1002200292	MARPP	TRUST	RCES Library Book Order	H	03/22/2022	03/29/2022	R	\$29.74
							21-22		31816		\$29.74
FOLLETT 004	FOLLETT CONTENT SOLUTIONS, LLC	414449F	1002200318	MARPP	TRUST	RCES Library Book Order - Fiction	H	03/14/2022	03/15/2022	R	\$377.89
							21-22		31733		\$377.89
											51
FOLLETT 004	FOLLETT CONTENT SOLUTIONS, LLC	449482	3002200027	MARPP	TRUST	purchase of books for library collection	H	03/15/2022	03/17/2022	R	\$269.73
							21-22		31765		\$269.73
						NUMBER OF INVOICES: 3					\$677.36
G&S ARCH000	G&S ARCHITECTURAL PRODUCTS	IN0090571	0000000000	MARPP	TRUST	Window Treatement/Draper	H	03/21/2022	03/22/2022	R	\$495.00

<u>VEN-KEY</u>	<u>VENDOR NAME</u>	<u>INVOICE #</u>	<u>PO NUMBER</u>	<u>BATCH</u>	<u>BANK</u>	<u>DESCRIPTION</u>	<u>LQ</u>	<u>S</u>	<u>INV DATE</u>	<u>DUE DATE</u>	<u>C</u>	<u>NET AMOUNT</u>	
	<u>ACH VOID DOWNLOAD</u>	<u>DISCOUNT DESCRIPTION</u>		<u>DISC AMT</u>		<u>ADJUSTMENT DESCRIPTION</u>	<u>FY</u>		<u>ADJ AMT</u>	<u>CHECK NBR</u>		<u>INVOICE AMOUNT</u>	
G&S ARCH000	G&S ARCHITECTURAL PRODUCTS	IN0090571				*****CONTINUED***** Flexshade							
							21-22			31781		\$495.00	
												NUMBER OF INVOICES: 1	\$495.00
GILREKRI000	GILREATH, KRISTI	1	5002200117	MARPP	TRUST	Title II PD TRAVEL REIMBURSEMENT	H		03/14/2022	03/24/2022	R	\$60.62	
							21-22			31796		\$60.62	
												NUMBER OF INVOICES: 1	\$60.62
GRAINGER000	GRAINGER	9243134161	0000000000	MARPP	TRUST	IMPACT BIT	H		03/14/2022	03/18/2022	R	\$9.73	
							21-22			31766		\$9.73	
GRAINGER000	GRAINGER	9243569531	0000000000	MARPP	TRUST	DOUBLE END SCREWDRIVER	H		03/14/2022	03/17/2022	R	\$6.15	
							21-22			31766		\$6.15	
GRAINGER000	GRAINGER	9247032247	0000000000	MARPP	TRUST	AIR FILER	H		03/16/2022	03/18/2022	R	\$310.50	
							21-22			31766		\$310.50	
GRAINGER000	GRAINGER	9256931347	0000000000	MARPP	TRUST	UNIVERSAL STRIKE SQUARE CORNER	H		03/24/2022	03/30/2022	R	\$29.44	
							21-22			31836		\$29.44	
												NUMBER OF INVOICES: 4	\$355.82
GROVETIF000	GROVE, TIFFANY	1	5002200114	MARPP	TRUST	Title II PD Travel Reimbursement	H		03/14/2022	03/24/2022	R	\$85.23	
							21-22			31797		\$86.33	
												NUMBER OF INVOICES: 1	\$86.33
HAHN MAR000	HAHN, MARGARET	032422	1002200376	MARPP	TRUST	Snacks for IAR testing	H		03/24/2022	03/30/2022	R	\$114.08	
							21-22			31837		\$114.08	

<u>VEN-KEY</u>	<u>VENDOR NAME</u>	<u>INVOICE #</u>	<u>PO NUMBER</u>	<u>BATCH</u>	<u>BANK</u>	<u>DESCRIPTION</u>	<u>LQ</u>	<u>S</u>	<u>INV DATE</u>	<u>DUE DATE</u>	<u>C</u>	<u>NET AMOUNT</u>
<u>ACH VOID DOWNLOAD</u>		<u>DISCOUNT DESCRIPTION</u>		<u>DISC AMT</u>		<u>ADJUSTMENT DESCRIPTION</u>	<u>FY</u>		<u>ADJ AMT</u>	<u>CHECK NBR</u>		<u>INVOICE AMOUNT</u>
						NUMBER OF INVOICES: 1						\$114.08
HENDRBRE000	HENDRICKSON, BRENDA	1	5002200113	MARPP	TRUST	Title II Prof Development Travel Reimbursement	H		03/14/2022	03/24/2022	R	\$140.71
							21-22			31798		\$140.71
						NUMBER OF INVOICES: 1						\$140.71
HILLYARD000	HILLYARD/ST LOUIS	231237	0000000000	MARPP	TRUST	CUSTODIAL SUPPLIES	H		03/08/2022	03/15/2022	R	\$218.68
							21-22			31734		\$218.68
						NUMBER OF INVOICES: 1						\$218.68
HINCKLEY001	HINCKLEY SPRINGS	16201054 032022	8002200016	MARPP	TRUST	Supplies for the School Year 2021-2022	H		03/20/2022	03/22/2022	R	\$65.36
							21-22			31782		\$65.36
						NUMBER OF INVOICES: 1						\$65.36
HOME DEP000	HOME DEPOT PRO	667381578	0000000000	MARPP	TRUST	W/H BOWL BRASS SPUD ASSEMBLY	H		02/07/2022	03/04/2022	R	\$330.55
							21-22			31649		\$330.55
HOME DEP000	HOME DEPOT PRO	667657407	0000000000	MARPP	TRUST	ROLLER BRUSH	H		02/08/2022	03/04/2022	R	\$594.00
							21-22			31649		\$594.00
HOME DEP000	HOME DEPOT PRO	668723612	0000000000	MARPP	TRUST	SUPPLIES	H		02/14/2022	03/04/2022	R	\$324.18
							21-22			31649		\$325.38
HOME DEP000	HOME DEPOT PRO	668972458	0000000000	MARPP	TRUST	RENOWN VAC BAG/ FOAM DISINFECTANT	H		02/15/2022	03/04/2022	R	\$57.75
							21-22			31649		\$57.75
HOME DEP000	HOME DEPOT PRO	669234569	0000000000	MARPP	TRUST	REN PAPER/ PINESOL/ PAPERTOWELS	H		02/16/2022	03/04/2022	R	\$363.79
							21-22			31649		\$363.79

<u>VEN-KEY</u>	<u>VENDOR NAME</u>	<u>INVOICE #</u>	<u>PO NUMBER</u>	<u>BATCH</u>	<u>BANK</u>	<u>DESCRIPTION</u>	<u>LQ</u>	<u>S</u>	<u>INV DATE</u>	<u>DUE DATE</u>	<u>C</u>	<u>NET AMOUNT</u>
<u>ACH VOID DOWNLOAD</u>		<u>DISCOUNT DESCRIPTION</u>		<u>DISC AMT</u>		<u>ADJUSTMENT DESCRIPTION</u>	<u>FY</u>		<u>ADJ AMT</u>	<u>CHECK NBR</u>		<u>INVOICE AMOUNT</u>
NUMBER OF INVOICES: 5												\$1,670.27
HOUCHENS000	HOUCHENS NORTH FOODS, LLC	00091560	4002200005	MARIGA	TRUST	Food/Supplies FY22: IGA (Houchens)	H		02/07/2022	03/08/2022	R	\$31.37
							21-22			31659		\$31.37
HOUCHENS000	HOUCHENS NORTH FOODS, LLC	00092435	3002200137	MARIGA	TRUST	Supplies for class	H		02/16/2022	02/24/2022	R	\$3.19
							21-22			31659		\$3.19
HOUCHENS000	HOUCHENS NORTH FOODS, LLC	00092502	3002200271	MARIGA	TRUST	Haynes retirement reception	H		02/18/2022	02/24/2022	R	\$8.69
							21-22			31659		\$8.69
HOUCHENS000	HOUCHENS NORTH FOODS, LLC	00150959	3002200137	MARIGA	TRUST	Supplies for class	H		01/31/2022	02/04/2022	R	\$6.27
							21-22			31659		\$6.27
HOUCHENS000	HOUCHENS NORTH FOODS, LLC	00153094	3002200266	MARIGA	TRUST	Funeral service gift for C. Wall	H		02/16/2022	02/24/2022	R	\$42.99
							21-22			31659		\$42.99
HOUCHENS000	HOUCHENS NORTH FOODS, LLC	00173356	4002200005	MARIGA	TRUST	Food/Supplies FY22: IGA (Houchens)	H		02/15/2022	03/08/2022	R	\$6.36
							21-22			31659		\$6.36
HOUCHENS000	HOUCHENS NORTH FOODS, LLC	00174673	3002200137	MARIGA	TRUST	Supplies for class	H		02/22/2022	02/24/2022	R	\$5.58
							21-22			31659		\$5.58
HOUCHENS000	HOUCHENS NORTH FOODS, LLC	00201136	4002200005	MARIGA	TRUST	Food/Supplies FY22: IGA (Houchens)	H		02/01/2022	03/08/2022	R	\$23.07
							21-22			31659		\$23.07
54												
HOUCHENS000	HOUCHENS NORTH FOODS, LLC	00202335	7002200043	MARIGA	TRUST	21st CCLC student supplies	H		02/07/2022	02/24/2022	R	\$124.71
							21-22			31659		\$124.71
HOUCHENS000	HOUCHENS NORTH FOODS, LLC	00202638	3002200137	MARIGA	TRUST	Supplies for class	H		02/08/2022	02/24/2022	R	\$78.76
							21-22			31659		\$78.76

<u>VEN-KEY</u>	<u>VENDOR NAME</u>	<u>INVOICE #</u>	<u>PO NUMBER</u>	<u>BATCH</u>	<u>BANK</u>	<u>DESCRIPTION</u>	<u>LQ</u>	<u>S</u>	<u>INV DATE</u>	<u>DUE DATE</u>	<u>C</u>	<u>NET AMOUNT</u>
	<u>ACH VOID DOWNLOAD</u>	<u>DISCOUNT DESCRIPTION</u>			<u>DISC AMT</u>	<u>ADJUSTMENT DESCRIPTION</u>	<u>FY</u>		<u>ADJ AMT</u>	<u>CHECK NBR</u>		<u>INVOICE AMOUNT</u>
HOUCHENS000	HOUCHENS NORTH FOODS, LLC	00205398	4002200005	MARIGA	TRUST	Food/Supplies FY22: IGA (Houchens)	H	21-22	02/22/2022	03/08/2022	R	\$44.46
										31659		\$44.46
HOUCHENS000	HOUCHENS NORTH FOODS, LLC	203100	3002200047	MARIGA	TRUST	supplies	H	21-22	02/10/2022	03/07/2022	R	\$39.34
										31659		\$39.34
HOUCHENS000	HOUCHENS NORTH FOODS, LLC	434148	0000000000	MARIGA	TRUST	FUNERAL FLOWERS - VAN MATRE	H	21-22	02/04/2022	03/07/2022	R	\$30.00
										31659		\$30.00
HOUCHENS000	HOUCHENS NORTH FOODS, LLC	434216	0000000000	MARIGA	TRUST	FUNERAL FLOWERS - PAMPE	H	21-22	02/07/2022	03/07/2022	R	\$30.00
										31659		\$30.00
HOUCHENS000	HOUCHENS NORTH FOODS, LLC	434658	0000000000	MARIGA	TRUST	FUNERAL FLOWERS - BURKETT	H	21-22	02/18/2022	03/07/2022	R	\$30.00
										31659		\$30.00
HOUCHENS000	HOUCHENS NORTH FOODS, LLC	442427	2002200152	MARIGA	TRUST	Flowers for 8th Grade Recognition	H	21-22	01/10/2022	01/25/2022	R	\$28.00
										31659		\$28.00
NUMBER OF INVOICES: 16												\$532.79
HUNTINGB000	HPCC - C/O HUNTINGTON NATIONAL BAN	544133	0000000000	MARPP	TRUST	BONDS	H	21-22	03/17/2022	03/29/2022	R	\$130,240.00
										31817		\$130,240.00
NUMBER OF INVOICES: 1												\$130,240.00
IL GAS C000	IL GAS COMPANY	022822	9002200050	MARPP	TRUST	GAS BILL	H	21-22	02/28/2022	03/14/2022	R	\$13,295.51
										31735		\$13,291.61
NUMBER OF INVOICES: 1												\$13,291.61
IL SCHOO000	IL SCHOOL FOR THE VISUALLY IMPAIRE	030122	0000000000	MARPP	TRUST	Tylder Holder 1/3-2/20/2022	H	21-22	03/01/2022	03/22/2022	R	\$458.50
										31783		\$458.50

<u>VEN-KEY</u>	<u>VENDOR NAME</u>	<u>INVOICE #</u>	<u>PO NUMBER</u>	<u>BATCH</u>	<u>BANK</u>	<u>DESCRIPTION</u>	<u>LQ</u>	<u>S</u>	<u>INV DATE</u>	<u>DUE DATE</u>	<u>C</u>	<u>NET AMOUNT</u>
<u>ACH VOID DOWNLOAD</u>		<u>DISCOUNT DESCRIPTION</u>		<u>DISC AMT</u>		<u>ADJUSTMENT DESCRIPTION</u>	<u>FY</u>		<u>ADJ AMT</u>	<u>CHECK NBR</u>		<u>INVOICE AMOUNT</u>
NUMBER OF INVOICES: 1												\$458.50
ITSAVVY 000	ITSAVVY LLC	01331965	9502200113	MARPP	TRUST	Mice	H		03/08/2022	03/16/2022	R	\$93.75
							21-22			31736		\$93.75
ITSAVVY 000	ITSAVVY LLC	01332564	9502200108	MARPP	TRUST	PA portable speaker	H		03/10/2022	03/15/2022	R	\$335.00
							21-22			31736		\$335.00
NUMBER OF INVOICES: 2												\$428.75
JOE'S PI001	JOE'S PIZZA	031822	3002200325	MARPP	TRUST	Spring into Spring catering - Joe's	H		03/18/2022	03/25/2022	R	\$279.50
							21-22			31799		\$279.50
NUMBER OF INVOICES: 1												\$279.50
JOHN D H000	JOHN D HURN & SON, INC	443476	0000000000	MARHURN	TRUST	SUPPLIES	H		02/28/2022	03/09/2022	R	\$44.02
							21-22			31806		\$44.02
JOHN D H000	JOHN D HURN & SON, INC	443728	0000000000	MARHURN	TRUST	SUPPLIES	H		03/01/2022	03/09/2022	R	\$62.80
							21-22			31806		\$62.80
JOHN D H000	JOHN D HURN & SON, INC	443742	0000000000	MARHURN	TRUST	SUPPLIES	H		03/01/2022	03/09/2022	R	\$2.54
							21-22			31806		\$2.54
JOHN D H000	JOHN D HURN & SON, INC	443902	0000000000	MARHURN	TRUST	SUPPLIES	H		03/02/2022	03/09/2022	R	\$47.96
							21-22			31806		\$47.96
56												
JOHN D H000	JOHN D HURN & SON, INC	443929	0000000000	MARHURN	TRUST	SUPPLIES	H		03/02/2022	03/09/2022	R	\$44.90
							21-22			31806		\$44.90
JOHN D H000	JOHN D HURN & SON, INC	443959	0000000000	MARHURN	TRUST	SUPPLIES	H		03/03/2022	03/09/2022	R	\$12.82
							21-22			31806		\$12.82
JOHN D H000	JOHN D HURN & SON, INC	444089	0000000000	MARHURN	TRUST	SUPPLIES	H		03/03/2022	03/09/2022	R	\$3.32
							21-22			31806		\$3.32

<u>VEN-KEY</u>	<u>VENDOR NAME</u>	<u>INVOICE #</u>	<u>PO NUMBER</u>	<u>BATCH</u>	<u>BANK</u>	<u>DESCRIPTION</u>	<u>LQ</u>	<u>S</u>	<u>INV DATE</u>	<u>DUE DATE</u>	<u>C</u>	<u>NET AMOUNT</u>
	<u>ACH VOID DOWNLOAD</u>	<u>DISCOUNT DESCRIPTION</u>		<u>DISC AMT</u>		<u>ADJUSTMENT DESCRIPTION</u>	<u>FY</u>		<u>ADJ AMT</u>	<u>CHECK NBR</u>		<u>INVOICE AMOUNT</u>
JOHN D H000	JOHN D HURN & SON, INC	444140	000000000	MARHURN	TRUST	SUPPLIES	H	03/04/2022	03/09/2022	R		\$46.45
							21-22			31806		\$46.45
JOHN D H000	JOHN D HURN & SON, INC	444203	300220008	MARHURN	TRUST	Misc shop supplies	H	03/04/2022	03/09/2022	R		\$21.48
							21-22			31806		\$21.48
JOHN D H000	JOHN D HURN & SON, INC	444294	000000000	MARHURN	TRUST	SUPPLIES	H	03/07/2022	03/09/2022	R		\$32.37
							21-22			31806		\$32.37
JOHN D H000	JOHN D HURN & SON, INC	444363	000000000	MARHURN	TRUST	SUPPLIES	H	03/07/2022	03/09/2022	R		\$9.38
							21-22			31806		\$9.38
JOHN D H000	JOHN D HURN & SON, INC	444530	000000000	MARHURN	TRUST	SUPPLIES	H	03/08/2022	03/09/2022	R		\$1,524.35
							21-22			31806		\$1,524.35
JOHN D H000	JOHN D HURN & SON, INC	444692	000000000	MARHURN	TRUST	SUPPLIES	H	03/09/2022	03/25/2022	R		\$74.91
							21-22			31806		\$74.91
JOHN D H000	JOHN D HURN & SON, INC	445099	000000000	MARHURN	TRUST	S1 HEX MASONRY/SDS HAMMER BIT	H	03/14/2022	03/25/2022	R		\$59.17
							21-22			31806		\$59.17
JOHN D H000	JOHN D HURN & SON, INC	445240	000000000	MARHURN	TRUST	Misc shop supplies	H	03/15/2022	03/25/2022	R		\$46.69
							21-22			31806		\$46.69
JOHN D H000	JOHN D HURN & SON, INC	445375	000000000	MARHURN	TRUST	SUPPLIES	H	03/16/2022	03/25/2022	R		\$38.43
							21-22			31806		\$38.43
JOHN D H000	JOHN D HURN & SON, INC	445430	300220008	MARHURN	TRUST	Misc shop supplies	H	03/16/2022	03/25/2022	R		\$147.43
							21-22			31806		\$147.43
JOHN D H000	JOHN D HURN & SON, INC	445556	000000000	MARHURN	TRUST	FASTENERS	H	03/17/2022	03/25/2022	R		\$7.83
							21-22			31806		\$7.83
JOHN D H000	JOHN D HURN & SON, INC	445570	000000000	MARHURN	TRUST	HAMMER BIT/ANCHOR	H	03/17/2022	03/25/2022	R		\$57.15
							21-22			31806		\$57.15

<u>VEN-KEY</u>	<u>VENDOR NAME</u>	<u>INVOICE #</u>	<u>PO NUMBER</u>	<u>BATCH</u>	<u>BANK</u>	<u>DESCRIPTION</u>	<u>LQ</u>	<u>S</u>	<u>INV DATE</u>	<u>DUE DATE</u>	<u>C</u>	<u>NET AMOUNT</u>
	<u>ACH VOID DOWNLOAD</u>	<u>DISCOUNT DESCRIPTION</u>		<u>DISC AMT</u>		<u>ADJUSTMENT DESCRIPTION</u>	<u>FY</u>		<u>ADJ AMT</u>	<u>CHECK NBR</u>		<u>INVOICE AMOUNT</u>
JOHN D H000	JOHN D HURN & SON, INC	445667	3002200008	MARHURN	TRUST	Misc shop supplies	H	03/17/2022	03/25/2022	R		\$624.55
							21-22			31806		\$624.55
JOHN D H000	JOHN D HURN & SON, INC	445696	0000000000	MARHURN	TRUST	SDS BIT/IMPACT SOCKET ADAPTER	H	03/18/2022	03/25/2022	R		\$25.92
							21-22			31806		\$25.92
JOHN D H000	JOHN D HURN & SON, INC	445734	0000000000	MARHURN	TRUST	ANCHORS	H	03/18/2022	03/25/2022	R		\$6.63
							21-22			31806		\$6.63
JOHN D H000	JOHN D HURN & SON, INC	445786	0000000000	MARHURN	TRUST	KORKY FLAPPER/TOILET CLOSE COUPLED BOLT	H	03/18/2022	03/25/2022	R		\$21.92
							21-22			31806		\$21.92
JOHN D H000	JOHN D HURN & SON, INC	445787	0000000000	MARHURN	TRUST	SUPPLIES	H	03/18/2022	03/25/2022	R		\$16.50
							21-22			31806		\$16.50
JOHN D H000	JOHN D HURN & SON, INC	445809	3002200008	MARHURN	TRUST	Misc shop supplies	H	03/18/2022	03/25/2022	R		\$15.30
							21-22			31806		\$15.30
JOHN D H000	JOHN D HURN & SON, INC	445859	0000000000	MARHURN	TRUST	SUPPLIES	H	03/21/2022	03/25/2022	R		\$34.47
							21-22			31806		\$34.47
JOHN D H000	JOHN D HURN & SON, INC	445923	0000000000	MARHURN	TRUST	TOILET TANK REPAIR KIT/ FLUSH VALVE/ CLOSE COUPLED BOLT	H	03/21/2022	03/25/2022	R		\$47.00
							21-22			31806		\$47.00
JOHN D H000	JOHN D HURN & SON, INC	446048	0000000000	MARHURN	TRUST	TEMP-SERV HARDBOARD	H	03/22/2022	03/25/2022	R		\$18.80
							21-22			31806		\$18.80
JOHN D H000	JOHN D HURN & SON, INC	446095	0000000000	MARHURN	TRUST	BRASS CONNECTORS/PISTOL NOZZLE/ HIGH PRESSURE WASHER HOSE	H	03/22/2022	03/25/2022	R		\$24.96
							21-22			31806		\$24.96

VEN-KEY	VENDOR NAME	INVOICE #	PO NUMBER	BATCH	BANK	DESCRIPTION	LQ	S	INV DATE	DUE DATE	C	NET AMOUNT
	ACH VOID DOWNLOAD	DISCOUNT DESCRIPTION		DISC AMT		ADJUSTMENT DESCRIPTION	FY		ADJ AMT	CHECK NBR		INVOICE AMOUNT
JOHN D H000	JOHN D HURN & SON, INC	446192	3002200008	MARHURN	TRUST	Misc shop supplies	H	03/23/2022	03/25/2022	R		\$51.47
							21-22			31806		\$51.47
JOHN D H000	JOHN D HURN & SON, INC	446304	0000000000	MARHURN	TRUST	SUPPLIES	H	03/24/2022	03/25/2022	R		\$35.60
							21-22			31806		\$35.60
JOHN D H000	JOHN D HURN & SON, INC	446379	3002200008	MARHURN	TRUST	Misc shop supplies	H	03/24/2022	03/25/2022	R		\$12.43
							21-22			31806		\$12.43
JOHN D H000	JOHN D HURN & SON, INC	446400	0000000000	MARHURN	TRUST	EXT TAN SABER	H	03/24/2022	03/25/2022	R		\$9.30
							21-22			31806		\$9.30
JOHN D H000	JOHN D HURN & SON, INC	K44752	0000000000	MARHURN	TRUST	SUPPLIES	H	03/10/2022	03/10/2022	R		\$24.28
							21-22			31806		\$24.28
JOHN D H000	JOHN D HURN & SON, INC	K44801	0000000000	MARHURN	TRUST	SUPPLIES	H	03/10/2022	03/25/2022	R		\$404.70
							21-22			31806		\$404.70
JOHN D H000	JOHN D HURN & SON, INC	K44813	0000000000	MARHURN	TRUST	CURVED JAW VISE GRIP	H	03/10/2022	03/25/2022	R		\$18.52
							21-22			31806		\$18.52
JOHN D H000	JOHN D HURN & SON, INC	K44839	0000000000	MARHURN	TRUST	EXTENSION CORD/DUCT TIE STRAP	H	03/10/2022	03/25/2022	R		\$25.85
							21-22			31806		\$25.85
JOHN D H000	JOHN D HURN & SON, INC	K44846	0000000000	MARHURN	TRUST	SUPPLIES	H	03/10/2022	03/25/2022	R		\$22.78
							21-22			31806		\$22.78
59												
NUMBER OF INVOICES: 38												
\$3,724.98												
JOHN DEE000	JOHN DEERE FINANCIAL	4782138	3002200044	MARJD	TRUST	drill bits, grinders, cutoff wheels, flap discs, paint, etc	H	02/28/2022	03/28/2022	R		\$87.92
							21-22			31809		\$87.92

<u>VEN-KEY</u>	<u>VENDOR NAME</u>	<u>INVOICE #</u>	<u>PO NUMBER</u>	<u>BATCH</u>	<u>BANK</u>	<u>DESCRIPTION</u>	<u>LQ S</u>	<u>INV DATE</u>	<u>DUE DATE</u>	<u>C</u>	<u>NET AMOUNT</u>
	<u>ACH VOID DOWNLOAD</u>	<u>DISCOUNT DESCRIPTION</u>		<u>DISC AMT</u>		<u>ADJUSTMENT DESCRIPTION</u>	<u>FY</u>		<u>ADJ AMT</u>	<u>CHECK NBR</u>	<u>INVOICE AMOUNT</u>
JOHN DEE000	JOHN DEERE FINANCIAL	4782350	8002200031	MARJD	TRUST	Supplies for the School Year 2021-2022	H	03/01/2022	03/28/2022	R	\$35.94
							21-22			31809	\$35.94
JOHN DEE000	JOHN DEERE FINANCIAL	4782661	0000000000	MARJD	TRUST	drill bits, grinders, cutoff wheels, flap discs, paint, etc	H	03/02/2022	03/28/2022	R	\$57.96
							21-22			31809	\$57.96
JOHN DEE000	JOHN DEERE FINANCIAL	4783027	0000000000	MARJD	TRUST	drill bits, grinders, cutoff wheels, flap discs, paint, etc	H	03/03/2022	03/28/2022	R	\$13.98
							21-22			31809	\$13.98
JOHN DEE000	JOHN DEERE FINANCIAL	4783122	8002200031	MARJD	TRUST	Supplies for the School Year 2021-2022	H	03/03/2022	03/28/2022	R	\$41.93
							21-22			31809	\$41.93
JOHN DEE000	JOHN DEERE FINANCIAL	4783467	0000000000	MARJD	TRUST	Supplies for the School Year 2021-2022	H	03/04/2022	03/28/2022	R	\$275.53
							21-22			31809	\$275.53
JOHN DEE000	JOHN DEERE FINANCIAL	4784944	3002200044	MARJD	TRUST	drill bits, grinders, cutoff wheels, flap discs, paint, etc	H	03/08/2022	03/28/2022	R	\$81.75
							21-22			31809	\$81.75
JOHN DEE000	JOHN DEERE FINANCIAL	4785001	3002200044	MARJD	TRUST	drill bits, grinders, cutoff wheels, flap discs, paint, etc	H	03/08/2022	03/28/2022	R	\$-160.99
							21-22			31809	\$-18.99
JOHN DEE000	JOHN DEERE FINANCIAL	4785002	3002200044	MARJD	TRUST	drill bits, grinders, cutoff wheels, flap discs, paint, etc	H	03/08/2022	03/28/2022	R	\$18.99
							21-22			31809	\$18.99

<u>VEN-KEY</u>	<u>VENDOR NAME</u>	<u>INVOICE #</u>	<u>PO NUMBER</u>	<u>BATCH</u>	<u>BANK</u>	<u>DESCRIPTION</u>	<u>LQ</u>	<u>S</u>	<u>INV DATE</u>	<u>DUE DATE</u>	<u>C</u>	<u>NET AMOUNT</u>
	<u>ACH VOID DOWNLOAD</u>	<u>DISCOUNT DESCRIPTION</u>		<u>DISC AMT</u>		<u>ADJUSTMENT DESCRIPTION</u>	<u>FY</u>		<u>ADJ AMT</u>	<u>CHECK NBR</u>		<u>INVOICE AMOUNT</u>
JOHN DEE000	JOHN DEERE FINANCIAL	4785630	000000000	MARJD	TRUST	drill bits, grinders, cutoff wheels, flap discs, paint, etc	H	03/10/2022	03/28/2022	R		\$58.77
							21-22			31809		\$58.77
JOHN DEE000	JOHN DEERE FINANCIAL	4787317	000000000	MARJD	TRUST		H	03/15/2022	03/28/2022	R		\$29.58
							21-22			31809		\$29.58
JOHN DEE000	JOHN DEERE FINANCIAL	4787362	8002200031	MARJD	TRUST	Supplies for the School Year 2021-2022	H	03/15/2022	03/28/2022	R		\$19.47
							21-22			31809		\$19.47
JOHN DEE000	JOHN DEERE FINANCIAL	4787534	000000000	MARJD	TRUST		H	03/15/2022	03/28/2022	R		\$5.98
							21-22			31809		\$5.98
JOHN DEE000	JOHN DEERE FINANCIAL	4787784	000000000	MARJD	TRUST	Supplies for the School Year 2021-2022	H	03/16/2022	03/28/2022	R		\$29.99
							21-22			31809		\$29.99
JOHN DEE000	JOHN DEERE FINANCIAL	4788120	3002200009	MARJD	TRUST	Misc. Shop Supplies	H	03/16/2022	03/28/2022	R		\$88.59
							21-22			31809		\$88.59
JOHN DEE000	JOHN DEERE FINANCIAL	4788668	000000000	MARJD	TRUST	Supplies for the School Year 2021-2022	H	03/18/2022	03/28/2022	R		\$175.73
							21-22			31809		\$175.73
JOHN DEE000	JOHN DEERE FINANCIAL	4790507	3002200044	MARJD	TRUST	drill bits, grinders, cutoff wheels, flap discs, paint, etc	H	03/22/2022	03/28/2022	R		\$28.41
							21-22			31809		\$28.41
JOHN DEE000	JOHN DEERE FINANCIAL	4790550	000000000	MARJD	TRUST	Supplies for the School Year 2021-2022	H	03/22/2022	03/28/2022	R		\$5.99
							21-22			31809		\$5.99

<u>VEN-KEY</u>	<u>VENDOR NAME</u>	<u>INVOICE #</u>	<u>PO NUMBER</u>	<u>BATCH</u>	<u>BANK</u>	<u>DESCRIPTION</u>	<u>LQ</u>	<u>S</u>	<u>INV DATE</u>	<u>DUE DATE</u>	<u>C</u>	<u>NET AMOUNT</u>
<u>ACH VOID DOWNLOAD</u>		<u>DISCOUNT DESCRIPTION</u>			<u>DISC AMT</u>	<u>ADJUSTMENT DESCRIPTION</u>	<u>FY</u>	<u>ADJ AMT</u>		<u>CHECK NBR</u>	<u>INVOICE AMOUNT</u>	
JOHN DEE000	JOHN DEERE FINANCIAL	4791225	3002200044	MARJD	TRUST	drill bits, grinders, cutoff wheels, flap discs, paint, etc	H		03/24/2022	03/28/2022	R	\$153.59
							21-22			31809		\$153.59
JOHN DEE000	JOHN DEERE FINANCIAL	4791640	0000000000	MARJD	TRUST		H		03/25/2022	03/28/2022	R	\$49.23
							21-22			31809		\$49.23
JOHN DEE000	JOHN DEERE FINANCIAL	4791791	8002200031	MARJD	TRUST	Supplies for the School Year 2021-2022	H		03/25/2022	03/28/2022	R	\$4.49
							21-22			31809		\$4.49
NUMBER OF INVOICES: 21											\$1,244.83	
JOSTENS 000	JOSTENS	27992442	3002200051	MARPP	TRUST	Graduation supplies	H		03/03/2022	03/15/2022	R	\$354.90
							21-22			31737		\$354.90
JOSTENS 000	JOSTENS	28024109	3002200051	MARPP	TRUST	Graduation supplies	H		03/05/2022	03/15/2022	R	\$11.55
							21-22			31737		\$11.55
JOSTENS 000	JOSTENS	28062480	3002200051	MARPP	TRUST	Graduation supplies	H		03/09/2022	03/22/2022	R	\$1,145.75
							21-22			31784		\$1,145.75
NUMBER OF INVOICES: 3											\$1,512.20	
KOCHEHAN001	KOCHER, HANNAH	1	3002200321	MARPP	TRUST	Spring into Spring desserts	H		03/18/2022	03/22/2022	R	\$140.00
							21-22			31785		\$140.00
NUMBER OF INVOICES: 1											62 \$140.00	
LAKELAND001	LAKELAND COLLEGE	031922	3002200307	MARPP	TRUST	Entry Fee	H		03/19/2022	03/10/2022	R	\$70.00
							21-22			31738		\$70.00
NUMBER OF INVOICES: 1											\$70.00	
MCDONJIM000	MCDONALD, JIMETTA	1	0000000000	MARPP	TRUST	CDL RENEWAL	H		03/17/2022	03/18/2022	R	\$60.00

<u>VEN-KEY</u>	<u>VENDOR NAME</u>	<u>INVOICE #</u>	<u>PO NUMBER</u>	<u>BATCH</u>	<u>BANK</u>	<u>DESCRIPTION</u>	<u>LQ S</u>	<u>INV DATE</u>	<u>DUE DATE</u>	<u>C</u>	<u>NET AMOUNT</u>
	<u>ACH VOID DOWNLOAD</u>	<u>DISCOUNT DESCRIPTION</u>		<u>DISC AMT</u>		<u>ADJUSTMENT DESCRIPTION</u>	<u>FY</u>		<u>ADJ AMT</u>	<u>CHECK NBR</u>	<u>INVOICE AMOUNT</u>
MCDONJIM000	MCDONALD, JIMETTA	1				*****CONTINUED*****					
							21-22			31786	\$60.00
NUMBER OF INVOICES: 1											\$60.00
MICROTEL000	MICROTEL INN & SUITES	042222	0000000000	MARPP	TRUST	HOTELS 040122	H	04/01/2022	03/30/2022	R	\$508.44
							21-22			31838	\$508.44
NUMBER OF INVOICES: 1											\$508.44
MID-WEST000	MID-WEST TRUCKERS ASN INC	4698	8002200027	MARPP	TRUST	Annual renewal fee & drug test for bus drivers for the School Year 2021-2022	H	03/17/2022	03/29/2022	R	\$160.00
							21-22			31818	\$160.00
NUMBER OF INVOICES: 2											\$167.50
MILLER 0000	MILLER OFFICE EQUIPMENT, INC	125102	1002200143	MARPP	TRUST	Labor for Copiers (Workrooms, Color Copiers, Fax Machine)	H	03/09/2022	03/15/2022	R	\$38.00
							21-22			31739	\$38.00
MILLER 0000	MILLER OFFICE EQUIPMENT, INC	125102.	1002200144	MARPP	TRUST	Parts for Copies (Workrooms, Color Copiers, Fax Machine)	H	03/09/2022	03/15/2022	R	\$763.00
							21-22			31739	\$75.00
MILLER 0000	MILLER OFFICE EQUIPMENT, INC	125184	1002200144	MARPP	TRUST	Parts for Copies (Workrooms, Color Copiers, Fax Machine)	H	03/15/2022	03/22/2022	R	\$918.00
							21-22			31787	\$918.00

<u>VEN-KEY</u>	<u>VENDOR NAME</u>	<u>INVOICE #</u>	<u>PO NUMBER</u>	<u>BATCH</u>	<u>BANK</u>	<u>DESCRIPTION</u>	<u>LQ S</u>	<u>INV DATE</u>	<u>DUE DATE</u>	<u>C</u>	<u>NET AMOUNT</u>
	<u>ACH VOID DOWNLOAD</u>	<u>DISCOUNT DESCRIPTION</u>		<u>DISC AMT</u>		<u>ADJUSTMENT DESCRIPTION</u>	<u>FY</u>	<u>ADJ AMT</u>	<u>CHECK NBR</u>		<u>INVOICE AMOUNT</u>
MILLER 0000	MILLER OFFICE EQUIPMENT, INC	125185	1002200144	MARPP	TRUST	Parts for Copies (Workrooms, Color Copiers, Fax Machine)	H	03/15/2022	03/22/2022	R	\$401.00
							21-22		31787		\$401.00
MILLER 0000	MILLER OFFICE EQUIPMENT, INC	125205	2002200214	MARPP	TRUST	Service Call on Copier	H	03/22/2022	03/25/2022	R	\$68.00
							21-22		31819		\$68.00
MILLER 0000	MILLER OFFICE EQUIPMENT, INC	125218	2002200211	MARPP	TRUST	Toners & Staples	H	03/23/2022	03/24/2022	R	\$1,403.00
							21-22		31800		\$1,403.00
MILLER 0000	MILLER OFFICE EQUIPMENT, INC	125224	3002200330	MARPP	TRUST	1st Fl Tchr Wkrm Copier repair	H	03/31/2022	03/31/2022	R	\$210.00
							21-22		31839		\$210.00
MILLER 0000	MILLER OFFICE EQUIPMENT, INC	125576	6002200035	MARPP	TRUST	Office supplies to be purchased as needed	H	03/11/2022	03/25/2022	R	\$394.75
							21-22		31800		\$394.75
NUMBER OF INVOICES: 8											\$3,507.75
MITCHCAL001	MITCHELL, CALLY	1	0000000000	MARPP	TRUST	Hilton Garden Inn - IRC Conference	H	03/09/2022	03/16/2022	R	\$323.76
							21-22		31767		\$323.76
NUMBER OF INVOICES: 1											\$323.76
NORRIS E000	NORRIS ELECTRIC CO-OP	030222	9002200075	MARPP	TRUST	ELECTRIC - ES	H	03/02/2022	03/07/2022	R	\$10,944.40
							21-22		31653		\$10,946.40
NUMBER OF INVOICES: 1											\$10,944.40
OLNEY CH003	OLNEY CHAMBER OF COMMERCE	1	0000000000	MARPP	TRUST	EVENT	H	04/08/2022	03/23/2022	R	\$30.00
							21-22		31801		\$30.00
OLNEY CH003	OLNEY CHAMBER OF COMMERCE	3938	0000000000	MARPP	TRUST	February/March Chamber Luncheon	H	03/21/2022	03/24/2022	R	\$20.00

<u>VEN-KEY</u>	<u>VENDOR NAME</u>	<u>INVOICE #</u>	<u>PO NUMBER</u>	<u>BATCH</u>	<u>BANK</u>	<u>DESCRIPTION</u>	<u>LQ</u>	<u>S</u>	<u>INV DATE</u>	<u>DUE DATE</u>	<u>C</u>	<u>NET AMOUNT</u>
	<u>ACH VOID DOWNLOAD</u>	<u>DISCOUNT DESCRIPTION</u>		<u>DISC AMT</u>		<u>ADJUSTMENT DESCRIPTION</u>	<u>FY</u>		<u>ADJ AMT</u>	<u>CHECK NBR</u>		<u>INVOICE AMOUNT</u>
OLNEY CH003	OLNEY CHAMBER OF COMMERCE	3938				*****CONTINUED*****						
							21-22			31801		\$20.00
												\$50.00
ORIENTAL000	ORIENTAL TRADING CO, INC	715504809-01	5502200079	MARPP	TRUST	Supplies for Spring Fling event	H		03/10/2022	03/17/2022	R	\$713.20
							21-22			31768		\$713.20
												\$713.20
PALOS SP000	PALOS SPORTS	5533318-03	1002200020	MARPP	TRUST	PE Equipment	H		03/15/2022	03/15/2022	R	\$27.94
							21-22			31740		\$27.94
												\$27.94
PAVILION000	THE PAVILION FOUNDATION	RICHLANDCO.0323	0000000000	MARPP	TRUST		H		03/23/2022	03/28/2022	R	\$462.00
							21-22			31820		\$462.00
												\$462.00
PRINTFOR000	PRINTFORCE, INC	28224	2002200105	MARPP	TRUST	Printing & Supplies	H		03/29/2022	03/30/2022	R	\$572.55
							21-22			31840		\$572.55
												\$572.55
PURCHNIC000	PURCHASE, NICOLE	1	0000000000	MARPP	TRUST	BUS PHYSICAL	H		03/03/2022	03/10/2022	R	\$75.00
							21-22			31741		\$765.00
												\$75.00
RCHS - A000	RCHS - ACTIVITY	1	0000000000	MARPP	TRUST	2023 CLASS FUND FEES	H		03/08/2022	03/09/2022	R	\$1,110.00
							21-22			31654		\$1,110.00
												\$1,110.00
RCHS - R000	RCHS - REVOLVING	1	0000000000	MARPP	TRUST	February Revolving	H		02/28/2022	03/22/2022	R	\$2,955.10

VEN-KEY	VENDOR NAME	INVOICE #	PO NUMBER	BATCH	BANK	DESCRIPTION	LQ S	INV DATE	DUE DATE	C	NET AMOUNT
	ACH VOID DOWNLOAD	DISCOUNT DESCRIPTION		DISC AMT		ADJUSTMENT DESCRIPTION	FY	ADJ AMT	CHECK NBR		INVOICE AMOUNT
RCHS - R000	RCHS - REVOLVING	1				*****CONTINUED*****					
							21-22		31788		\$2,955.10
NUMBER OF INVOICES: 1											\$2,955.10
RCMS 000	RCMS	030422	0000000000	MARPP		TRUST SCHOLASTIC BOOK FAIR	H	03/04/2022	03/07/2022	R	\$902.22
							21-22		31655		\$902.22
RCMS 000	RCMS	033122	0000000000	MARPP		TRUST REIMBURSEMENT	H	03/31/2022	03/31/2022	R	\$655.50
							21-22		31841		\$655.50
RCMS 000	RCMS	1	0000000000	MARPP		TRUST BALES UNLIMITED 33122	H	03/28/2022	03/28/2022	R	\$725.00
							21-22		31821		\$725.00
RCMS 000	RCMS	2-2022	0000000000	MARPP		TRUST FEBRUARY 2022 REVOLVING	H	02/28/2022	03/02/2022	R	\$725.00
							21-22		31630		\$725.00
NUMBER OF INVOICES: 4											\$3,007.72
REPUBLIC000	REPUBLIC SERVICES, INC	0694-002900740	9002200086	MARPP		TRUST TRASH SERVICES	H	03/20/2022	03/28/2022	R	\$3,791.90
							21-22		31822		\$3,791.90
REPUBLIC000	REPUBLIC SERVICES, INC	4785171	0000000000	MARJD		TRUST	H	03/08/2022	03/28/2022	R	\$6.99
							21-22		31810		\$6.99
NUMBER OF INVOICES: 2											\$3,798.89
REVTRAK,000	REVTRAK, INC	022022	9002200087	MARPP		TRUST FEES	H	02/28/2022	03/03/2022	W	\$106.96
							21-22		202100198		\$103.96
NUMBER OF INVOICES: 1											\$103.96
ROARKRYA000	ROARK, RYAN	ERIN20220329A	0000000000	MARPP		Trust 1/1/2022-1/31/2022 January Milage	H	03/29/2022	01/20/2022	R	\$10.54
							21-22		31823		\$10.54

<u>VEN-KEY</u>	<u>VENDOR NAME</u>	<u>INVOICE #</u>	<u>PO NUMBER</u>	<u>BATCH</u>	<u>BANK</u>	<u>DESCRIPTION</u>	<u>LQ</u>	<u>S</u>	<u>INV DATE</u>	<u>DUE DATE</u>	<u>C</u>	<u>NET AMOUNT</u>
	<u>ACH VOID DOWNLOAD</u>	<u>DISCOUNT DESCRIPTION</u>		<u>DISC AMT</u>		<u>ADJUSTMENT DESCRIPTION</u>	<u>FY</u>		<u>ADJ AMT</u>	<u>CHECK NBR</u>		<u>INVOICE AMOUNT</u>
ROARKRYA000	ROARK, RYAN	ERIN20220329B	0000000000	MARPP	Trust	2/1/2022-2/28/2022 February Mileage	H		03/29/2022	01/20/2022	R	\$12.87
									21-22		31823	\$12.87
NUMBER OF INVOICES: 2												\$23.41
ROE 12 -001	ROE 12 - ROBINSON	1288	0000000000	MARPP	TRUST	ST JOE - JOSY HART	H		03/15/2022	03/17/2022	R	\$30.00
									21-22		31769	\$30.00
ROE 12 -001	ROE 12 - ROBINSON	1301	0000000000	MARPP	TRUST	HOLLY O'BRIEN	H		03/09/2022	03/24/2022	R	\$150.00
									21-22		31802	\$150.00
NUMBER OF INVOICES: 2												\$180.00
ROTARY C000	ROTARY CLUB OF OLNEY	042722	0000000000	MARPP	TRUST	Administrative Professionals' Day Luncheon	H		04/27/2022	03/30/2022	R	\$375.00
									21-22		31842	\$375.00
NUMBER OF INVOICES: 1												\$375.00
ROTARY C001	ROTARY CLUB OF RICHLAND	29466	2002200208	MARPP	TRUST	Administrative Professional's Day	H		03/04/2022	03/15/2022	R	\$60.00
									21-22		31742	\$60.00
NUMBER OF INVOICES: 1												\$60.00
ROYSE'S 000	ROYSE'S PLUMBING, HTG & A/C INC	1886	0000000000	MARPP	TRUST	RUN SEWER MACHINE AND CAMERA	H		03/03/2022	03/16/2022	R	\$1,225.00
									21-22		31743	\$1,226.70
NUMBER OF INVOICES: 1												\$1,225.00
RYDENJEF000	RYDEN, JEFFREY	1	3002200314	MARPP	TRUST	Reimburse for purchase of walkie-talkie headsets for the theatre. Should be paid out from the Drama CLASS budget (not from the high	H		02/23/2022	03/16/2022	R	\$169.99

<u>VEN-KEY</u>	<u>VENDOR NAME</u>	<u>INVOICE #</u>	<u>PO NUMBER</u>	<u>BATCH</u>	<u>BANK</u>	<u>DESCRIPTION</u>	<u>LQ</u>	<u>S</u>	<u>INV DATE</u>	<u>DUE DATE</u>	<u>C</u>	<u>NET AMOUNT</u>
<u>ACH VOID DOWNLOAD</u>		<u>DISCOUNT DESCRIPTION</u>		<u>DISC AMT</u>		<u>ADJUSTMENT DESCRIPTION</u>	<u>FY</u>		<u>ADJ AMT</u>	<u>CHECK NBR</u>		<u>INVOICE AMOUNT</u>
RYDENJEF000	RYDEN, JEFFREY	1				*****CONTINUED***** school musical program budget).			21-22		31744	\$169.99
						NUMBER OF INVOICES: 1						\$169.99
SCHMIDEL000	SCHMIDT-LENZ, DELREEN	29	5502200064	MARPP	TRUST	PI Purchase Service IMHC	H		01/03/2022	03/28/2022	R	\$131.25
									21-22		31824	\$131.25
						NUMBER OF INVOICES: 1						\$131.25
SCHOLAST006	SCHOLASTIC BOOK CLUB	3998486	5502200076	MARPP	TRUST	Scholastic books for family fun event	H		03/08/2022	03/23/2022	R	\$100.00
									21-22		31789	\$100.00
						NUMBER OF INVOICES: 1						\$100.00
SKEETER 000	SKEETER KELL SPORTING	114084	2002200212	MARPP	TRUST	School Spirit clothing for staff	H		01/19/2022	03/22/2022	R	\$170.50
									21-22		31790	\$170.50
						NUMBER OF INVOICES: 1						\$170.50
SOUTHERN000	SOUTHERN BUSN MACHINE INC	IN49885	9002200177	MARPP	TRUST	Supplies for Postage Meter	H		03/24/2022	03/29/2022	R	\$409.31
									21-22		31825	\$409.31
						NUMBER OF INVOICES: 1						\$409.31
STANLEY'000	STANLEY'S MOWER	032222	0000000000	MARPP	TRUST	MIDDLE SCHOOL	H		03/22/2022	03/24/2022	R	\$220.72
									21-22		31803	\$220.72
						NUMBER OF INVOICES: 1						\$220.72
STREMME 000	STREMME SEPTIC SERV, INC	1	0000000000	MARPP	TRUST	VACUUM TRUCK TO REMOVE BLOCKAGE	H		03/09/2022	03/16/2022	R	\$200.00

<u>VEN-KEY</u>	<u>VENDOR NAME</u>	<u>INVOICE #</u>	<u>PO NUMBER</u>	<u>BATCH</u>	<u>BANK</u>	<u>DESCRIPTION</u>	<u>LQ S</u>	<u>INV DATE</u>	<u>DUE DATE</u>	<u>C</u>	<u>NET AMOUNT</u>
	<u>ACH VOID DOWNLOAD</u>	<u>DISCOUNT DESCRIPTION</u>		<u>DISC AMT</u>		<u>ADJUSTMENT DESCRIPTION</u>	<u>FY</u>	<u>ADJ AMT</u>	<u>CHECK NBR</u>		<u>INVOICE AMOUNT</u>
STREMME 000	STREMME SEPTIC SERV, INC	1				*****CONTINUED*****					
							21-22		31745		\$200.00
NUMBER OF INVOICES: 1											\$200.00
SYNCHRON000	SYNCHRONY BANK / AMAZON	00361	9502200114	MARSYNC	TRUST	Dymo Labels for Devices	H	03/23/2022	03/25/2022	R	\$63.64
							21-22		31832		\$63.64
SYNCHRON000	SYNCHRONY BANK / AMAZON	01021	1002200370	MARSYNC	TRUST	IAR Snacks	H	03/16/2022	03/22/2022	R	\$24.49
							21-22		31832		\$24.49
SYNCHRON000	SYNCHRONY BANK / AMAZON	03066	2002200202	MARSYNC	TRUST	math school supplies	H	03/06/2022	03/09/2022	R	\$164.72
							21-22		31832		\$164.72
SYNCHRON000	SYNCHRONY BANK / AMAZON	05154	3002200312	MARSYNC	TRUST	CTEI Supplies for fashion design 1 & 2	H	03/21/2022	03/24/2022	R	\$359.23
							21-22		31832		\$359.23
SYNCHRON000	SYNCHRONY BANK / AMAZON	11361	3002200316	MARSYNC	TRUST	Drama 101	H	03/18/2022	03/21/2022	R	\$43.98
							21-22		31832		\$43.98
SYNCHRON000	SYNCHRONY BANK / AMAZON	12731	3002200295	MARSYNC	TRUST	Business Department Supplies	H	03/06/2022	03/14/2022	R	\$215.16
							21-22		31832		\$215.16
SYNCHRON000	SYNCHRONY BANK / AMAZON	13385	2002200188	MARSYNC	TRUST	science lab supplies	H	03/03/2022	03/15/2022	R	\$43.80
							21-22		31832		\$43.80
SYNCHRON000	SYNCHRONY BANK / AMAZON	15087	3002200311	MARSYNC	TRUST	pathway supplies	H	03/15/2022	03/28/2022	R	\$669.2
							21-22		31832		\$62.72
SYNCHRON000	SYNCHRONY BANK / AMAZON	17314	5002200106	MARSYNC	TRUST	Intervention Resources	H	03/03/2022	03/08/2022	R	\$233.75
							21-22		31832		\$233.75
SYNCHRON000	SYNCHRONY BANK / AMAZON	18843	3002200318	MARSYNC	TRUST	DRAMA 101	H	03/22/2022	03/24/2022	R	\$21.99
							21-22		31832		\$21.99

<u>VEN-KEY</u>	<u>VENDOR NAME</u>	<u>INVOICE #</u>	<u>PO NUMBER</u>	<u>BATCH</u>	<u>BANK</u>	<u>DESCRIPTION</u>	<u>LQ</u>	<u>S</u>	<u>INV DATE</u>	<u>DUE DATE</u>	<u>C</u>	<u>NET AMOUNT</u>
	<u>ACH VOID DOWNLOAD</u>	<u>DISCOUNT DESCRIPTION</u>		<u>DISC AMT</u>		<u>ADJUSTMENT DESCRIPTION</u>	<u>FY</u>		<u>ADJ AMT</u>	<u>CHECK NBR</u>		<u>INVOICE AMOUNT</u>
SYNCHRON000	SYNCHRONY BANK / AMAZON	21504	2002200188	MARSYNC	TRUST	science lab supplies	H	03/07/2022	03/07/2022	R		\$28.49
							21-22			31832		\$28.49
SYNCHRON000	SYNCHRONY BANK / AMAZON	21968	3002200305	MARSYNC	TRUST	Classroom Supplies - Math Department Budget	H	03/08/2022	03/08/2022	R		\$141.72
							21-22			31832		\$141.72
SYNCHRON000	SYNCHRONY BANK / AMAZON	23495	9502200112	MARSYNC	TRUST	Wireless Mice	H	03/05/2022	03/16/2022	R		\$37.78
							21-22			31832		\$37.78
SYNCHRON000	SYNCHRONY BANK / AMAZON	24079	3002200316	MARSYNC	TRUST	Drama 101	H	03/19/2022	03/22/2022	R		\$129.67
							21-22			31832		\$129.67
SYNCHRON000	SYNCHRONY BANK / AMAZON	26373	5502200080	MARSYNC	TRUST	supplies for Spring Fling family event	H	03/19/2022	03/22/2022	R		\$121.82
							21-22			31832		\$121.82
SYNCHRON000	SYNCHRONY BANK / AMAZON	26689	2002200188	MARSYNC	TRUST	science lab supplies	H	03/12/2022	03/16/2022	R		\$8.80
							21-22			31832		\$8.80
SYNCHRON000	SYNCHRONY BANK / AMAZON	28120	2002200188	MARSYNC	TRUST	science lab supplies	H	03/12/2022	03/15/2022	R		\$349.85
							21-22			31832		\$349.85
SYNCHRON000	SYNCHRONY BANK / AMAZON	28339	9502200111	MARSYNC	TRUST	Cables/Flash Drives	H	03/08/2022	03/08/2022	R		\$45.04
							21-22			31832		\$45.04
SYNCHRON000	SYNCHRONY BANK / AMAZON	30464	1002200371	MARSYNC	TRUST	science supplies	H	03/16/2022	03/22/2022	R		\$56.97
							21-22			31832		\$57.07
SYNCHRON000	SYNCHRONY BANK / AMAZON	31044	3002200316	MARSYNC	TRUST	Drama 101	H	03/18/2022	03/21/2022	R		\$50.97
							21-22			31832		\$50.97
SYNCHRON000	SYNCHRONY BANK / AMAZON	32757	3002200319	MARSYNC	TRUST	DRAMA 101	H	03/23/2022	03/25/2022	R		\$27.94
							21-22			31832		\$27.94

VEN-KEY	VENDOR NAME	INVOICE #	PO NUMBER	BATCH	BANK	DESCRIPTION	LQ	S	INV DATE	DUE DATE	C	NET AMOUNT
	ACH VOID DOWNLOAD	DISCOUNT DESCRIPTION		DISC AMT	ADJUSTMENT DESCRIPTION	FY		ADJ AMT	CHECK NBR		INVOICE AMOUNT	
SYNCHRON000	SYNCHRONY BANK / AMAZON	33085	3002200318	MARSYNC	TRUST	DRAMA 101	H		03/22/2022	03/25/2022	R	\$25.98
							21-22		31832		\$25.98	
SYNCHRON000	SYNCHRONY BANK / AMAZON	37681	3002200269	MARSYNC	TRUST	jerseys, ink, mirrors, etc	H		02/28/2022	02/28/2022	R	\$492.55
							21-22		31832		\$492.55	
SYNCHRON000	SYNCHRONY BANK / AMAZON	37862	9502200112	MARSYNC	TRUST	Wireless Mice	H		03/09/2022	03/16/2022	R	\$18.89
							21-22		31832		\$18.89	
SYNCHRON000	SYNCHRONY BANK / AMAZON	38694	8002200062	MARSYNC	TRUST	Supplies for school year 2021-2022	H		03/18/2022	03/22/2022	R	\$75.96
							21-22		31832		\$75.96	
SYNCHRON000	SYNCHRONY BANK / AMAZON	40176	1002200369	MARSYNC	TRUST	science supplies	H		03/18/2022	03/22/2022	R	\$385.30
							21-22		31832		\$385.30	
SYNCHRON000	SYNCHRONY BANK / AMAZON	44344	5502200080	MARSYNC	TRUST	supplies for Spring Fling family event	H		03/18/2022	03/22/2022	R	\$42.98
							21-22		31832		\$42.98	
SYNCHRON000	SYNCHRONY BANK / AMAZON	45351	2002200198	MARSYNC	TRUST	IAR Testing - Snacks	H		03/07/2022	03/07/2022	R	\$452.37
							21-22		31832		\$452.37	
SYNCHRON000	SYNCHRONY BANK / AMAZON	45515	7002200044	MARSYNC	TRUST	5th Block/21st Century Supplies	H		03/01/2022	03/01/2022	R	\$244.76
							21-22		31832		\$244.76	
SYNCHRON000	SYNCHRONY BANK / AMAZON	463437786795	9002200174	MARSYNC	TRUST	supplies	H		03/23/2022	03/28/2022	R	\$37.18
							21-22		31832		\$30.88	
SYNCHRON000	SYNCHRONY BANK / AMAZON	46519	3002200278	MARSYNC	TRUST	Classroom supplies for HEALTH OCC REL SKILLS: 0658/01 - HEALTH OCC REL SKILLS Term 3 School year 2021-2022	H		03/03/2022	03/03/2022	R	\$169.33
							21-22		31832		\$169.33	

<u>VEN-KEY</u>	<u>VENDOR NAME</u>	<u>INVOICE #</u>	<u>PO NUMBER</u>	<u>BATCH</u>	<u>BANK</u>	<u>DESCRIPTION</u>	<u>LQ</u>	<u>S</u>	<u>INV DATE</u>	<u>DUE DATE</u>	<u>C</u>	<u>NET AMOUNT</u>
	<u>ACH VOID DOWNLOAD</u>	<u>DISCOUNT DESCRIPTION</u>		<u>DISC AMT</u>		<u>ADJUSTMENT DESCRIPTION</u>	<u>FY</u>		<u>ADJ AMT</u>	<u>CHECK NBR</u>		<u>INVOICE AMOUNT</u>
SYNCHRON000	SYNCHRONY BANK / AMAZON	51029	2002200195	MARSYNC	TRUST	Classroom supplies for 2022	H	03/04/2022	03/04/2022	R		\$49.91
							21-22			31832		\$49.91
SYNCHRON000	SYNCHRONY BANK / AMAZON	51058	1002200357	MARSYNC	TRUST	RCES Book Order - Missing Monarch 2023 Books	H	02/28/2022	02/28/2022	R		\$109.37
							21-22			31832		\$109.37
SYNCHRON000	SYNCHRONY BANK / AMAZON	52150	3002200306	MARSYNC	TRUST	purchase of books for library collection	H	03/17/2022	03/18/2022	R		\$85.20
							21-22			31832		\$85.20
SYNCHRON000	SYNCHRONY BANK / AMAZON	52547	1002200350	MARSYNC	TRUST	IAR Testing Snacks	H	03/01/2022	03/01/2022	R		\$646.49
							21-22			31832		\$646.49
SYNCHRON000	SYNCHRONY BANK / AMAZON	52792	8002200061	MARSYNC	TRUST	Supplies for the school year 2021-2022	H	03/01/2022	03/08/2022	R		\$27.99
							21-22			31832		\$27.99
SYNCHRON000	SYNCHRONY BANK / AMAZON	54200	1002200369	MARSYNC	TRUST	science supplies	H	03/16/2022	03/22/2022	R		\$16.80
							21-22			31832		\$16.80
SYNCHRON000	SYNCHRONY BANK / AMAZON	54303	2002200209	MARSYNC	TRUST	ARF McKinney Vento black dress pants Student: Tara Adkins	H	03/18/5202	03/21/2022	R		\$54.87
							21-22			31832		\$54.87
SYNCHRON000	SYNCHRONY BANK / AMAZON	55487	9002200168	MARSYNC	TRUST	high school	H	03/01/2022	03/01/2022	R		\$31.18
							21-22			31832		\$372.8
SYNCHRON000	SYNCHRONY BANK / AMAZON	57344	6002200089	MARSYNC	TRUST	Special Ed Student Supplies	H	03/18/2022	03/22/2022	R		\$36.99
							21-22			31832		\$36.99
SYNCHRON000	SYNCHRONY BANK / AMAZON	57552	1002200355	MARSYNC	TRUST	Orthographic Mapping and Title Supplies	H	03/01/2022	03/01/2022	R		\$151.49
							21-22			31832		\$151.49

<u>VEN-KEY</u>	<u>VENDOR NAME</u>	<u>INVOICE #</u>	<u>PO NUMBER</u>	<u>BATCH</u>	<u>BANK</u>	<u>DESCRIPTION</u>	<u>LQ</u>	<u>S</u>	<u>INV DATE</u>	<u>DUE DATE</u>	<u>C</u>	<u>NET AMOUNT</u>
	<u>ACH VOID DOWNLOAD</u>	<u>DISCOUNT DESCRIPTION</u>		<u>DISC AMT</u>		<u>ADJUSTMENT DESCRIPTION</u>	<u>FY</u>		<u>ADJ AMT</u>	<u>CHECK NBR</u>		<u>INVOICE AMOUNT</u>
SYNCHRON000	SYNCHRONY BANK / AMAZON	58010	3002200295	MARSYNC	TRUST	Business Department Supplies	H	03/07/2022	03/07/2022	R		\$42.98
							21-22			31832		\$42.98
SYNCHRON000	SYNCHRONY BANK / AMAZON	58422	1002200366	MARSYNC	TRUST	Office Supplies	H	03/10/2022	03/15/2022	R		\$51.98
							21-22			31832		\$51.98
SYNCHRON000	SYNCHRONY BANK / AMAZON	59373	3002200316	MARSYNC	TRUST	Drama 101	H	03/20/2022	03/22/2022	R		\$24.99
							21-22			31832		\$24.99
SYNCHRON000	SYNCHRONY BANK / AMAZON	59553	2002200204	MARSYNC	TRUST	math supplies	H	03/11/2022	03/21/2022	R		\$203.88
							21-22			31832		\$203.88
SYNCHRON000	SYNCHRONY BANK / AMAZON	60308	7002200044	MARSYNC	TRUST	5th Block/21st Century Supplies	H	03/07/2022	03/07/2022	R		\$39.98
							21-22			31832		\$39.98
SYNCHRON000	SYNCHRONY BANK / AMAZON	60323	2002200194	MARSYNC	TRUST	ELA supplies	H	03/07/2022	03/07/2022	R		\$49.64
							21-22			31832		\$49.64
SYNCHRON000	SYNCHRONY BANK / AMAZON	61505	3002200317	MARSYNC	TRUST	Drama 101	H	03/22/2022	03/24/2022	R		\$19.98
							21-22			31832		\$19.98
SYNCHRON000	SYNCHRONY BANK / AMAZON	62159	2002200201	MARSYNC	TRUST	6th grade math supplies	H	03/04/2022	03/08/2022	R		\$174.57
							21-22			31832		\$174.57
SYNCHRON000	SYNCHRONY BANK / AMAZON	62342	3002200278	MARSYNC	TRUST	Classroom supplies for HEALTH OCC REL SKILLS: 0658/01 - HEALTH OCC REL SKILLS Term 3 School year 2021-2022	H	03/03/2022	03/03/2022	R		\$21.99
							21-22			31832		\$21.99
SYNCHRON000	SYNCHRONY BANK / AMAZON	62844	3002200282	MARSYNC	TRUST	vocational supplies	H	02/25/2022	03/29/2022	R		\$19.56
							21-22			31832		\$19.56

73

<u>VEN-KEY</u>	<u>VENDOR NAME</u>	<u>INVOICE #</u>	<u>PO NUMBER</u>	<u>BATCH</u>	<u>BANK</u>	<u>DESCRIPTION</u>	<u>LQ</u>	<u>S</u>	<u>INV DATE</u>	<u>DUE DATE</u>	<u>C</u>	<u>NET AMOUNT</u>
	<u>ACH VOID DOWNLOAD</u>	<u>DISCOUNT DESCRIPTION</u>				<u>ADJUSTMENT DESCRIPTION</u>	<u>FY</u>		<u>ADJ AMT</u>	<u>CHECK NBR</u>		<u>INVOICE AMOUNT</u>
SYNCHRON000	SYNCHRONY BANK / AMAZON	62844R	3002200282	MARSYNC	TRUST	vocational supplies	H	03/23/2022	03/29/2022	R		\$-5.00
							21-22			31832		\$-5.00
SYNCHRON000	SYNCHRONY BANK / AMAZON	64169	3002200312	MARSYNC	TRUST	CTEI Supplies for fashion design 1 & 2	H	03/15/2022	03/18/2022	R		\$10.58
							21-22			31832		\$10.58
SYNCHRON000	SYNCHRONY BANK / AMAZON	64928	5002200104	MARSYNC	TRUST	Professional Learning Materials for Science of Reading/Teachers K-2	H	03/08/2022	03/08/2022	R		\$357.00
							21-22			31832		\$357.00
SYNCHRON000	SYNCHRONY BANK / AMAZON	65825	1002200364	MARSYNC	TRUST	Poster for community room	H	03/16/2022	03/18/2022	R		\$23.78
							21-22			31832		\$23.78
SYNCHRON000	SYNCHRONY BANK / AMAZON	68507	3002200311	MARSYNC	TRUST	pathway supplies	H	03/15/2022	03/28/2022	R		\$1,327.80
							21-22			31832		\$1,327.80
SYNCHRON000	SYNCHRONY BANK / AMAZON	70113	5502200080	MARSYNC	TRUST	supplies for Spring Fling family event	H	03/18/2022	03/22/2022	R		\$8.98
							21-22			31832		\$8.98
SYNCHRON000	SYNCHRONY BANK / AMAZON	75087	3002200273	MARSYNC	TRUST	Individual classroom supplies; English department supplies and curriculum materials	H	03/01/2022	03/01/2022	R		\$498.08
							21-22			31832		\$498.08
SYNCHRON000	SYNCHRONY BANK / AMAZON	77845	9502200112	MARSYNC	TRUST	Wireless Mice	H	03/05/2022	03/15/2022	R		\$276.61
							21-22			31832		\$276.61
SYNCHRON000	SYNCHRONY BANK / AMAZON	78965	1002200360	MARSYNC	TRUST	Teacher Appreciation Treats	H	03/02/2022	03/08/2022	R		\$266.93
							21-22			31832		\$266.93
SYNCHRON000	SYNCHRONY BANK / AMAZON	79974	3002200282	MARSYNC	TRUST	vocational supplies	H	03/01/2022	03/01/2022	R		\$118.11
							21-22			31832		\$118.11

74

<u>VEN-KEY</u>	<u>VENDOR NAME</u>	<u>INVOICE #</u>	<u>PO NUMBER</u>	<u>BATCH</u>	<u>BANK</u>	<u>DESCRIPTION</u>	<u>LQ</u>	<u>S</u>	<u>INV DATE</u>	<u>DUE DATE</u>	<u>C</u>	<u>NET AMOUNT</u>
	<u>ACH VOID DOWNLOAD</u>	<u>DISCOUNT DESCRIPTION</u>		<u>DISC AMT</u>		<u>ADJUSTMENT DESCRIPTION</u>	<u>FY</u>		<u>ADJ AMT</u>	<u>CHECK NBR</u>		<u>INVOICE AMOUNT</u>
SYNCHRON000	SYNCHRONY BANK / AMAZON	82274	2002200200	MARSYNC	TRUST	Classroom supplies	H	03/08/2022	03/08/2022	R		\$50.00
							21-22			31832		\$50.00
SYNCHRON000	SYNCHRONY BANK / AMAZON	85998	3002200312	MARSYNC	TRUST	CTEI Supplies for fashion design 1 & 2	H	03/15/2022	03/28/2022	R		\$174.44
							21-22			31832		\$174.44
SYNCHRON000	SYNCHRONY BANK / AMAZON	87732	3002200311	MARSYNC	TRUST	pathway supplies	H	03/22/2022	03/25/2022	R		\$28.12
							21-22			31832		\$28.12
SYNCHRON000	SYNCHRONY BANK / AMAZON	88062	2002200188	MARSYNC	TRUST	science lab supplies	H	03/04/2022	03/04/2022	R		\$28.75
							21-22			31832		\$28.75
SYNCHRON000	SYNCHRONY BANK / AMAZON	89700	3002200306	MARSYNC	TRUST	purchase of books for library collection	H	03/08/2022	03/14/2022	R		\$61.59
							21-22			31832		\$61.59
SYNCHRON000	SYNCHRONY BANK / AMAZON	89844	1002200370	MARSYNC	TRUST	IAR Snacks	H	03/16/2022	03/22/2022	R		\$14.80
							21-22			31832		\$14.80
SYNCHRON000	SYNCHRONY BANK / AMAZON	91753	3002200311	MARSYNC	TRUST	pathway supplies	H	03/22/2022	03/28/2022	R		\$393.20
							21-22			31832		\$393.20
SYNCHRON000	SYNCHRONY BANK / AMAZON	94228	3002200318	MARSYNC	TRUST	DRAMA 101	H	03/22/2022	03/25/2022	R		\$29.64
							21-22			31832		\$29.64
SYNCHRON000	SYNCHRONY BANK / AMAZON	95655	3002200299	MARSYNC	TRUST	Prepac Shoe Storage Cabinet, 36 Pair Rack, Black for marching band shoes. Supplies (Sheet Music & Misc. Supplies): 10E050-1130-4100-80	H	03/07/2022	03/07/2022	R		\$415.98
							21-22			31832		\$415.98
SYNCHRON000	SYNCHRONY BANK / AMAZON	95895	3002200295	MARSYNC	TRUST	Business Department Supplies	H	03/14/2022	03/21/2022	R		\$282.04
							21-22			31832		\$282.04

75

VEN-KEY	VENDOR NAME	INVOICE #	PO NUMBER	BATCH	BANK	DESCRIPTION	LQ S	INV DATE	DUE DATE	C	NET AMOUNT
	ACH VOID DOWNLOAD	DISCOUNT DESCRIPTION		DISC AMT		ADJUSTMENT DESCRIPTION	FY	ADJ AMT	CHECK NBR		INVOICE AMOUNT
SYNCHRON000	SYNCHRONY BANK / AMAZON	99337	3002200317	MARSYNC	TRUST	Drama 101	H	03/21/2022	03/23/2022	R	\$83.70
							21-22		31832		\$83.70
NUMBER OF INVOICES: 72											\$10,476.50
VERIZONW000	VERIZONWIRELESS	9901900949	9002200112	MARPP	TRUST	CELL PHONE CHARGES	H	03/15/2022	03/22/2022	R	\$1,111.67
							21-22		31791		\$1,111.67
NUMBER OF INVOICES: 1											\$1,111.67
VISA	000 VISA	02-2022	0000000000	MARPP	TRUST	ST JOE VISA FEBRUARY 2022 ILLINOIS READING CONF.	H	02/15/2022	03/16/2022	R	\$236.00
							21-22		31770		\$236.00
VISA	000 VISA	10	3002200280	MARVISA	TRUST	CC R ROARK A JULIAN INK TECHNOLOGIES	H	02/20/2022	03/14/2022	R	\$590.40
							21-22		31776		\$590.40
VISA	000 VISA	11	0000000000	MARVISA	TRUST	CC C SIMPSON DAYLIGHT DONUTS	H	02/11/2022	03/14/2022	R	\$22.71
							21-22		31776		\$22.71
VISA	000 VISA	12	0000000000	MARVISA	TRUST	CC C SIMPSON SIU CONFERENCE	H	02/17/2022	03/14/2022	R	\$80.00
							21-22		31776		\$80.00
VISA	000 VISA	13	3002200004	MARVISA	TRUST	CC R RUSK CRACKER BARREL	H	02/09/2022	03/14/2022	R	\$99.30
							21-22		31776		\$99.30
VISA	000 VISA	14	3002200022	MARVISA	TRUST	CC K RODGERS N DEIMEL WALMART 021522	H	02/15/2022	03/14/2022	R	\$476.4
							21-22		31776		\$47.34
VISA	000 VISA	15	3002200264	MARVISA	TRUST	CC K RODGERS N DEIMEL 021522 OK	H	02/15/2022	03/14/2022	R	\$22.01
							21-22		31776		\$22.01

VEN-KEY	VENDOR NAME	INVOICE #	PO NUMBER	BATCH	BANK	DESCRIPTION	LQ S	INV DATE	DUE DATE	C	NET AMOUNT
	ACH VOID DOWNLOAD	DISCOUNT DESCRIPTION		DISC AMT		ADJUSTMENT DESCRIPTION	FY		ADJ AMT	CHECK NBR	INVOICE AMOUNT
VISA	000 VISA	16	3002200270	MARVISA	TRUST	CC K RODGERS DOLLAR GENERAL	H	02/18/2022	03/14/2022	R	\$25.00
							21-22			31776	\$25.00
VISA	000 VISA	17	3002200268	MARVISA	TRUST	CC K RODGERS C NEALIS FLINN SCIENTIFIC	H	02/22/2022	03/14/2022	R	\$926.99
							21-22			31776	\$926.99
VISA	000 VISA	18	3002200268	MARVISA	TRUST	CC K RODGERS C NEALIS FLINN SCIENTIFIC 021622	H	02/22/2022	03/14/2022	R	\$28.62
							21-22			31776	\$28.62
VISA	000 VISA	19	4002200009	MARVISA	TRUST	CC J MCFARLAND WALMART 022822	H	02/28/2022	03/14/2022	R	\$5.54
							21-22			31776	\$5.54
VISA	000 VISA	20	4002200009	MARVISA	TRUST	CC J MCFARLAND WALMART 020922	H	02/09/2022	03/14/2022	R	\$5.54
							21-22			31776	\$5.54
VISA	000 VISA	21	4002200009	MARVISA	TRUST	CC J MCFARLAND WALMART 020822	H	02/08/2022	03/14/2022	R	\$19.88
							21-22			31776	\$19.88
VISA	000 VISA	22	5502200049	MARVISA	TRUST	CC N MAYS J TEDFORD WALMART 021022	H	02/10/2022	03/14/2022	R	\$50.03
							21-22			31776	\$50.03
VISA	000 VISA	23	5502200067	MARVISA	TRUST	CC N MAYS J TEDFORD WALMART	H	02/10/2022	03/14/2022	R	\$37.18
							21-22			31776	\$35.48
VISA	000 VISA	24	5502200072	MARVISA	TRUST	CC N MAYS J TEDFORD WALMART	H	02/10/2022	03/14/2022	R	\$109.48
							21-22			31776	\$109.48
VISA	000 VISA	25	5502200073	MARVISA	TRUST	CC N MAYS J TEDFORD WALMART	H	02/10/2022	03/14/2022	R	\$134.98
							21-22			31776	\$134.98

VEN-KEY	VENDOR NAME	INVOICE #	PO NUMBER	BATCH	BANK	DESCRIPTION	LQ	S	INV DATE	DUE DATE	C	NET AMOUNT
	ACH VOID DOWNLOAD	DISCOUNT DESCRIPTION		DISC AMT	ADJUSTMENT DESCRIPTION	FY		ADJ AMT	CHECK NBR	INVOICE AMOUNT		
VISA	000 VISA	26	5502200072	MARVISA	TRUST	CC N MAYS J TEDFORD WALMART	H		02/15/2022	03/14/2022	R	\$80.46
							21-22		31776			\$80.46
VISA	000 VISA	27	5502200073	MARVISA	TRUST	CC N MAYS J TEDFORD WALMART	H		02/15/2022	03/14/2022	R	\$38.94
							21-22		31776			\$38.94
VISA	000 VISA	28	0000000000	MARVISA	TRUST	CC N MAYS E HARDY GRUB HUB	H		02/17/2022	03/14/2022	R	\$20.35
							21-22		31776			\$20.35
VISA	000 VISA	29	0000000000	MARVISA	TRUST	CC N MAYS E HARDY TACO TIERRA	H		02/16/2022	03/14/2022	R	\$11.45
							21-22		31776			\$11.45
VISA	000 VISA	30	0000000000	MARVISA	TRUST	CC N MAYS E HARDY MARRIOTT STL STARBUCKS	H		02/17/2022	03/14/2022	R	\$13.18
							21-22		31776			\$13.18
VISA	000 VISA	31	0000000000	MARVISA	TRUST	CC N MAYS E HARDY UBER	H		02/17/2022	03/14/2022	R	\$74.86
							21-22		31776			\$74.86
VISA	000 VISA	32	0000000000	MARVISA	TRUST	CC N MAYS E HARDY MARRIOTT	H		02/16/2022	03/14/2022	R	\$88.00
							21-22		31776			\$88.00
VISA	000 VISA	33	8002200060	MARVISA	TRUST	CC B INYART CLEARINGHOUSE	H		02/03/2022	03/14/2022	R	\$62.50
							21-22		31776			\$62.50
VISA	000 VISA	34	3002200229	MARVISA	TRUST	CC A JULIAN L BILLINGTON FONT BUNDLES MONTHLY CHARGE	H		02/08/2022	03/14/2022	R	\$19.18
							21-22		31776			\$19.18
VISA	000 VISA	35	3002200005	MARVISA	TRUST	CC M STEBER WALMART 022022	H		02/20/2022	03/14/2022	R	\$19.50
							21-22		31776			\$19.50
VISA	000 VISA	36	6002200007	MARVISA	Trust	CC M WHITTLE C BERGER 021722	H		02/17/2022	03/14/2022	R	\$216.90
							21-22		31776			\$216.90

78

VEN-KEY	VENDOR NAME	INVOICE #	PO NUMBER	BATCH	BANK	DESCRIPTION	LQ	S	INV DATE	DUE DATE	C	NET AMOUNT
	ACH VOID DOWNLOAD	DISCOUNT DESCRIPTION		DISC AMT		ADJUSTMENT DESCRIPTION	FY		ADJ AMT	CHECK NBR		INVOICE AMOUNT
VISA	000 VISA	37	6002200032	MARVISA	Trust	CC M WHITTNER WALMART 020922	H		02/09/2022	03/14/2022	R	\$111.77
							21-22			31776		\$111.77
VISA	000 VISA	38	9002200165	MARVISA	TRUST	CC A WISNER Workflow Plus License (Feb 8, 2022 - Feb 8, 2023)	H		02/08/2022	03/14/2022	R	\$300.00
							21-22			31776		\$300.00
VISA	000 VISA	39	0000000000	MARVISA	TRUST	CC A WISNER RING CENTRAL REOCCURRING	H		02/03/2022	03/14/2022	R	\$37.60
							21-22			31776		\$37.60
VISA	000 VISA	40	0000000000	MARVISA	TRUST	CC A WISNER RING OPHELIA'S	H		02/08/2022	03/14/2022	R	\$88.94
							21-22			31776		\$88.94
VISA	000 VISA	41	0000000000	MARVISA	TRUST	CC A WISNER WALMART 020822	H		02/08/2022	03/14/2022	R	\$99.71
							21-22			31776		\$99.71
VISA	000 VISA	42	0000000000	MARVISA	TRUST	CC A WISNER SUBWAY 021622	H		02/16/2022	03/14/2022	R	\$32.48
							21-22			31776		\$32.48
VISA	000 VISA	43	0000000000	MARVISA	TRUST	CC C EDWARDS NAESP CONF	H		02/16/2022	03/14/2022	R	\$655.00
							21-22			31776		\$655.00
VISA	000 VISA	44	1002200362	MARVISA	TRUST	CC C EDWARDS MONICALS Luncheon for Leader In Me	H		02/22/2022	03/14/2022	R	\$236.77
							21-22			31776		\$236.77
VISA	000 VISA	45	0000000000	MARVISA	TRUST	CC C EDWARDS TRAVEL/PARKING	H		02/17/2022	03/14/2022	R	\$14.85
							21-22			31776		\$14.85
VISA	000 VISA	46	2002200180	MARVISA	TRUST	CC J HUBBARD WALMART	H		02/15/2022	03/15/2022	R	\$133.88
							21-22			31776		\$133.88
VISA	000 VISA	47	2002200111	MARVISA	TRUST	CC M HARNES K SHOEMAKER WALMART Science Lab Supplies	H		02/14/2022	03/15/2022	R	\$122.24

VEN-KEY	VENDOR NAME	INVOICE #	PO NUMBER	BATCH	BANK	DESCRIPTION	LQ S	INV DATE	DUE DATE	C	NET AMOUNT
	ACH VOID DOWNLOAD	DISCOUNT DESCRIPTION		DISC AMT		ADJUSTMENT DESCRIPTION	FY	ADJ AMT	CHECK NBR		INVOICE AMOUNT
VISA	000 VISA	47				*****CONTINUED*****					
							21-22		31776		\$122.24
VISA	000 VISA	48	2002200178	MARVISA	TRUST	CC M HARNESS J ADAMS ALA	H	02/14/2022	03/15/2022	R	\$375.00
							21-22		31776		\$375.00
VISA	000 VISA	49	2002200179	MARVISA	TRUST	CC M HARNESS M POWELL WALMART	H	02/15/2022	03/15/2022	R	\$46.41
							21-22		31776		\$46.41
VISA	000 VISA	50	2002200184	MARVISA	TRUST	CC M HARNESS J ADAMS WALMART	H	02/23/2022	03/15/2022	R	\$99.92
							21-22		31776		\$99.92
VISA	000 VISA	51	2002200186	MARVISA	TRUST	CC M HARNESS A KUHN WALMART	H	02/23/2022	03/15/2022	R	\$49.92
							21-22		31776		\$49.92
VISA	000 VISA	52	2002200196	MARVISA	TRUST	CC M HARNESS H O'BREN MCKINNEY VENTO WALMART	H	02/28/2022	03/15/2022	R	\$202.48
							21-22		31776		\$202.48
VISA	000 VISA	53	0000000000	MARVISA	TRUST	CC D HOUCIN ROE PROFESSIONAL DEVELOPMENT	H	02/10/2022	03/15/2022	R	\$400.00
							21-22		31776		\$400.00
VISA	000 VISA	54	3002200022	MARVISA	TRUST	CC A JULIAN N DEIMEL WALMART	H	02/09/2022	03/15/2022	R	\$25.80
							21-22		31776		\$25.80
VISA	000 VISA	55	3002200267	MARVISA	TRUST	CC A JULIAN CASEY'S Parent Teacher Conference Breakfast Pizzas	H	02/16/2022	03/15/2022	R	\$1080.41
							21-22		31776		\$101.41
VISA	000 VISA	56	3002200265	MARVISA	TRUST	CC A JULIAN WALMART Haynes Retirement Reception	H	02/16/2022	03/15/2022	R	\$22.50
							21-22		31776		\$22.50

<u>VEN-KEY</u>	<u>VENDOR NAME</u>	<u>INVOICE #</u>	<u>PO NUMBER</u>	<u>BATCH</u>	<u>BANK</u>	<u>DESCRIPTION</u>	<u>LQ</u>	<u>S</u>	<u>INV DATE</u>	<u>DUE DATE</u>	<u>C</u>	<u>NET AMOUNT</u>
	<u>ACH VOID DOWNLOAD</u>	<u>DISCOUNT DESCRIPTION</u>		<u>DISC AMT</u>		<u>ADJUSTMENT DESCRIPTION</u>	<u>FY</u>		<u>ADJ AMT</u>	<u>CHECK NBR</u>		<u>INVOICE AMOUNT</u>
VISA	000 VISA	57	3002200113	MARVISA	TRUST	CC A JULIAN WALMART	H	02/16/2022	03/15/2022	R		\$142.20
							21-22			31776		\$142.20
VISA	000 VISA	58	3002200272	MARVISA	TRUST	CC A JULIAN WALMART P/T Breakfast supplies	H	02/18/2022	03/15/2022	R		\$38.32
							21-22			31776		\$38.32
VISA	000 VISA	59	3002200279	MARVISA	TRUST	CC A JULIAN WALMART - BUSINESS CLASS SUPPLIES	H	02/21/2022	03/15/2022	R		\$347.67
							21-22			31776		\$347.67
VISA	000 VISA	60	3002200264	MARVISA	TRUST	CC A JULIAN N DEIMEL WALMART	H	02/23/2022	03/15/2022	R		\$138.64
							21-22			31776		\$138.64
VISA	000 VISA	61	5002200094	MARVISA	TRUST	CC M HAHN HEGGERTY	H	02/01/2022	03/15/2022	R		\$259.11
							21-22			31776		\$259.11
VISA	000 VISA	62	9502200110	MARVISA	TRUST	CC M HAHN B WASHBURN GO BULK Earbuds for Testing	H	02/17/2022	03/15/2022	R		\$205.48
							21-22			31776		\$205.48
VISA	000 VISA	63	5002200103	MARVISA	TRUST	CC M HAHN TEACHER PAY	H	02/23/2022	03/15/2022	R		\$117.60
							21-22			31776		\$117.60
VISA	000 VISA	64	1002200347	MARVISA	TRUST	CC M HAHN WALMART Walmart.com Order 3032213-025009	H	02/05/2022	03/15/2022	R		\$155.99
							21-22			31776		\$158.99
VISA	000 VISA	65	3002200223	MARVISA	TRUST	CC A JULIAN L PAMPE WALMART	H	02/28/2022	03/15/2022	R		\$37.42
							21-22			31776		\$37.42
VISA	000 VISA	66	3002200313	MARVISA	TRUST	CC A JULIAN L PAMPE WALMART	H	02/28/2022	03/15/2022	R		\$111.80
							21-22			31776		\$111.80

VEN-KEY	VENDOR NAME	INVOICE #	PO NUMBER	BATCH	BANK	DESCRIPTION	LQ	S	INV DATE	DUE DATE	C	NET AMOUNT
<u>ACH VOID DOWNLOAD</u>		<u>DISCOUNT DESCRIPTION</u>			<u>DISC AMT</u>	<u>ADJUSTMENT DESCRIPTION</u>	<u>FY</u>	<u>ADJ AMT</u>		<u>CHECK NBR</u>	<u>INVOICE AMOUNT</u>	
VISA	000 VISA	67	5502200057	MARVISA	TRUST	CC N MAYS J TEDFORD WALMART	H		02/07/2022	03/15/2022	R	\$109.08
									21-22		31776	\$109.08
VISA	000 VISA	68	5502200067	MARVISA	TRUST	CC N MAYS J TEDFORD WALMART	H		02/07/2022	03/15/2022	R	\$135.82
									21-22		31776	\$135.82
VISA	000 VISA	69	5002200033	MARVISA	TRUST	CC M HAHN B Hendrickson SCHOLASTIC	H		02/07/2022	03/16/2022	R	\$9.16
									21-22		31776	\$9.16
VISA	000 VISA	70	7002200007	MARVISA	TRUST	CC C LECRONE J TEDFORD SCHOLASTIC	H		02/02/2022	03/22/2022	R	\$46.66
									21-22		31776	\$46.66
NUMBER OF INVOICES: 62											\$8,096.25	
VOSS LIG000	VOSS LIGHTING	18071011-00	0000000000	MARPP	TRUST		H		03/21/2022	03/28/2022	R	\$477.50
									21-22		31826	\$477.50
NUMBER OF INVOICES: 1											\$477.50	
WABASH C003	WABASH COMMUNICATIONS	030122	9002200114	MARPP	TRUST	INTERNET SERVICE	H		03/01/2022	03/09/2022	R	\$610.00
									21-22		31656	\$610.00
NUMBER OF INVOICES: 1											\$610.00	
WABASH V002	WABASH VALLEY SERVICE CO	022822	8002200036	MARPP	TRUST	Fuel for the School Year 2021-2022	H		02/28/2022	03/03/2022	R	\$17,042.71
									21-22		31650	\$17,042.71
NUMBER OF INVOICES: 1											\$17,042.71	
WARTHER 000	WARTHER WOODWORKING	10070	9002200172	MARPP	TRUST	Retirement School Bells 2021-2022 school year.	H		03/22/2022	03/24/2022	R	\$601.55
									21-22		31804	\$601.55

82

VEN-KEY	VENDOR NAME	INVOICE #	PO NUMBER	BATCH	BANK	DESCRIPTION	LQ	S	INV DATE	DUE DATE	C	NET AMOUNT
	ACH VOID DOWNLOAD	DISCOUNT DESCRIPTION			DISC AMT	ADJUSTMENT DESCRIPTION	FY		ADJ AMT	CHECK NBR		INVOICE AMOUNT
						NUMBER OF INVOICES: 1						\$601.55
WHOLE PH000	WHOLE PHONICS	0561	5002200105	MARPP	TRUST	Whole Phonics Decodable Sets for 2nd Grade	H		02/25/2022	03/18/2022	R	\$1,876.98
							21-22			31792		\$1,876.98
						NUMBER OF INVOICES: 1						\$1,876.98
WINDSTRE000	WINDSTREAM COMMUNICATIONS	74617344	9002200118	MARPP	TRUST	INTERNET SERVICES	H		03/01/2022	03/07/2022	R	\$698.66
							21-22			31657		\$698.66
						NUMBER OF INVOICES: 1						\$698.66
WPS 000	WPS	WPS-426807	6002200088	MARPP	TRUST	Special Education testing materials	H		03/11/2022	03/18/2022	R	\$632.50
							21-22			31771		\$632.50
						NUMBER OF INVOICES: 1						\$632.50
ZIONS BA000	ZIONS BANCORPORATION, NA	1	0000000000	MARPP	TRUST	SCHOOL BONDS	H		03/29/2022	03/29/2022	W	\$42,000.00
							21-22			202100214		\$42,000.00
						NUMBER OF INVOICES: 1						\$42,000.00
						TOTAL NUMBER OF HISTORY INVOICES:						337
												\$308,093.85
												335 COMPUTER CHECK INVOICES
												\$265,989.89
												2 WIRE TRAN CHECK INVOICES
												\$42,103.96
						TOTAL INVOICES:						337
												\$308,093.85
						BANK TOTALS: BANK						INVOICE AMOUNT
						TRUST						NET AMOUNT
						**A010 1120 0000 00 000000						\$308,093.85
												\$308,093.85

LIQUIDATION STATUS (LQ) CODE LEGEND:
 L = LIQUIDATION PENDING C = CLOSED PO/NOT RECEIVING
 P = PARTIAL LIQUIDATION F = FULL LIQUIDATION
 BLANK = NO LIQUIDATION

***** End of report *****

DISTRICT PAYROLL
RICHLAND COUNTY COMMUNITY UNIT DISTRICT NO. 1
Apr 21, 2022

The district payroll for the month of Apr 2022, for personnel on regular employment status, is the same as the payroll for the month of Mar 2022.

ADDITIONS:

Connor Walker - RCHS Custodian

DELETIONS:

Mickey Haynes – JROTC Instructor
Mick Whittler – Special Ed Director
Samantha Wingert - RCES Paraprofessional

CHANGES:

Kalee Bunting - Sub to RCES Paraprofessional

RCCU 1
PAYROLL
MARCH 2022

NAME	GROSS
ADAMS, JORDAN	\$ 3,613.12
AHMAD, ATALLAH	\$ 5,594.97
ALEXANDER, MARGO D	\$ 4,752.40
ALLEN, LORI	\$ 6,142.48
ANDERSON, ERIN	\$ 1,555.14
ANDERSON, JOYCE A	\$ 632.50
ANDERSON, TENA LIN	\$ 1,574.06
ANGLE, DAVID R	\$ 4,474.75
ARMSTRONG, BROOKE	\$ 787.50
ATKINS, RICHARD MILTON	\$ 2,292.50
BAKER, HEATHER J	\$ 1,574.06
BALDING, BRILEY R	\$ 3,942.36
BALDING, DONNA	\$ 1,803.12
BALTZELL, BRIAUNA	\$ 1,573.26
BARE, GENNIE L	\$ 3,508.98
BEARD, ASHLEY ROSE AMBER	\$ 52.50
BERGER, CHRISTY	\$ 4,752.40
BERRY, NATALIE	\$ 1,826.78
BETTIS, JULIE A	\$ 5,821.36
BILLINGTON, LISA	\$ 6,635.12
BLACKFORD, EMILY A	\$ 4,090.38
BLACK, JUSTINE L	\$ 3,887.44
BLANK, CYNTHIA M	\$ 3,481.54
BLANK, HOLLY H	\$ 4,682.40
BOOSE, HEATHER ANDREA	\$ 4,061.72
BORAH, CHRISTINE M	\$ 3,441.43
BOWER, SCOTT	\$ 472.50
BRANSTETTER, CONNIE F	\$ 1,950.79
BRIAN, LARRY P	\$ 1,878.70
BRINKLEY, AMANDA KATHLEEN	\$ 1,471.76
BRINKLEY, MADILYN KATHLEEN	\$ 1,421.00
BROWN, ANGEL L	\$ 2,253.08
BROWN, DAKOTAH L	\$ 2,759.68
BROWN, SHERYE	\$ 2,691.32
BUNTING, GENA	\$ 2,125.08
BUNTING, KALEE C	\$ 718.90
BURGENER, CHARISSA	\$ 5,058.46
BURGENER, MICHELLE L	\$ 3,895.36
BURGENER, STEPHEN LEE	\$ 60.00
BURGIN, RITA KAYE	\$ 929.50
BURRIS, MICHELLE CATHERINE	\$ 2,955.30
CARMODY, LUKAS D	\$ 360.00
CAST, RODNEY W	\$ 1,596.00
CHAPLIN, CODY M	\$ 1,969.50

RCCU 1
PAYROLL
MARCH 2022

NAME	GROSS
CLINE, APRIL G	\$ 1,763.02
CLODFELTER, AIMEE MICHELLE	\$ 315.00
CLODFELTER, JULIE D	\$ 5,058.46
COLWELL, HEATHER M	\$ 2,150.00
COMBS, ERIC W	\$ 5,485.06
CONN, ANNETTE GRACE	\$ 1,574.06
COOK, CHEYENNE	\$ 1,482.34
CORNETT, RACHEL LEE	\$ 1,421.00
CRACKEL, JANICE E	\$ 3,493.27
CRANE, RICKY ALAN	\$ 1,208.24
CUMMINS, BRYAN	\$ 6,115.82
CUMMINS, GARY B	\$ 1,351.66
DASCH, BREANNA L	\$ 2,133.70
DAVIS, LESLIE A	\$ 262.50
DAVIS, RITA DIANE	\$ 1,050.00
DEHNER, MARCHELE M	\$ 1,910.62
DEIMEL, MACI JEAN	\$ 1,471.76
DEIMEL, NANCY J	\$ 6,249.24
DEMEYER, NANCY L	\$ 1,878.08
DENTON, MACKENZIE T	\$ 4,151.50
DENTON, RYAN D	\$ 4,815.92
DOAN, LONNIE	\$ 4,452.20
DOBBS, CURTIS W	\$ 1,488.50
DOBBS, TRACY L	\$ 5,652.24
DOLL, GWYNE M	\$ 4,682.40
DORIS, SHAWNA MARIE	\$ 1,684.90
DORN, DEANN M	\$ 52.50
DUENAS, VERNON ANTHONY	\$ 4,940.24
DUNAHEE, BRENDA	\$ 1,997.67
DUNN, MARTIN	\$ 5,039.70
DUNN, MELISSA A	\$ 6,098.70
EAGLESON, DENYSE L	\$ 5,765.94
EAGLESON, LYNDA R	\$ 1,624.00
EDWARDS, CRYSTLE L	\$ 9,202.04
EDWARDS, GRANT A	\$ 2,989.66
ELLISON, DEBORAH E	\$ 6,384.00
EMMERICH GINDER, JILL	\$ 318.75
ERWIN, MELISSA D	\$ 5,076.84
FAIRLESS, KAY ANN	\$ 1,948.80
FANCHER, JENNIFER	\$ 1,836.66
FEHRENBACHER, KATHERINE NICOLE	\$ 3,557.20
FENDER, LISA JOYCE	\$ 3,917.78
FIELD, BRIDGETT L	\$ 1,664.92
FISHER, LYNN BORAH	\$ 4,268.62

RCCU 1
PAYROLL
MARCH 2022

NAME	GROSS
FITCH, TYLER	\$ 52.50
FLANAGAN, KRISTIN D	\$ 5,936.24
FLANAGAN, ROBERT W	\$ 5,981.60
FLEMING, JULIE L	\$ 4,724.12
FOERSTER, RACHEL	\$ 3,107.42
FORD, JOYCE E	\$ 5,504.24
FOX, ABIGAIL	\$ 262.50
FOX, MINDY K	\$ 4,087.76
FRANKLIN, ERIN	\$ 4,170.16
FRANKLIN, SANDY	\$ 52.50
FRITCHLEY, JENNIFER M	\$ 4,875.12
GARDNER, KELSEY LYNN	\$ 3,769.82
GASSMANN-KOCHER, SADIE	\$ 3,322.24
GELTZ, BARBARA A	\$ 1,544.40
GERBER, ANTHONY A	\$ 464.00
GILREATH, KRISTI ANN	\$ 2,989.66
GINDER, AMANDA N	\$ 4,694.34
GINDER, BOBBI	\$ 105.00
GINDER, CLARISSA	\$ 2,336.28
GINDER, NANCY L	\$ 2,685.86
GIVENS, JASON ROBERT	\$ 3,855.54
GIVENS, KEARSTEN BRIANNA	\$ 3,356.92
GOODRUM, BETHANY NICOLE	\$ 2,165.40
GOSNELL, TORI DAWN	\$ 1,471.76
GRAVES, CLAIRE BERNADETTE	\$ 3,397.64
GRAVES, MEGAN N	\$ 3,626.58
GREEN, CRYSTAL	\$ 1,830.46
GREENWOOD, JILL R	\$ 5,241.54
GROSS, APRIL RENEE	\$ 1,078.00
GROVE, BRANDIS J	\$ 4,284.70
GROVES, MARSHA L	\$ 2,781.28
GROVES, MICHAEL W	\$ 2,285.76
GROVE, TIFFANY	\$ 3,697.78
GRUNDON, CINDY C	\$ 6,869.98
HAGAN, DIANA L	\$ 1,814.82
HAGAN, MEGAN ANDREA	\$ 2,989.66
HAHN, MADISON	\$ 3,597.58
HAHN, MARGARET A	\$ 7,064.00
HAHN, SCOTT	\$ 416.00
HANCOCK, PAM	\$ 204.75
HANES, MARY J	\$ 420.00
HARDY, ERIN T	\$ 4,122.10
HARNESS, MARY ANN	\$ 2,546.26
HARTING, KRISTY	\$ 1,824.58

87

RCCU 1
PAYROLL
MARCH 2022

NAME	GROSS
HARTSEY, STORMIE A	\$ 579.83
HAUSSY, SUSAN R	\$ 2,125.08
HAYNES, MICKEY	\$ 3,546.07
HENDERSON, COMELIA G	\$ 2,158.44
HENDRICKSON, BRENDA	\$ 4,752.40
HENTON, JENNA LEE	\$ 3,422.44
HILL, SARAH	\$ 3,107.42
HINCKLEY, JESSICA K	\$ 3,896.24
HINTERSCHER, MISTI	\$ 1,365.00
HIRES, TRISHA LYNN	\$ 2,759.68
HOLDRIETH, ABIGAIL RUTH	\$ 3,529.16
HOLMES, SHANDY	\$ 1,766.10
HOPKINS, SHAUN	\$ 889.00
HOUCHIN, AMANDA N	\$ 5,589.23
HOUCHIN, DARRELL W	\$ 6,710.84
HOUGH, SHANNON L	\$ 5,685.94
HOUT, JODY K	\$ 4,845.06
HOWARD, ALLISON MAY	\$ 1,493.00
HOWARD, SARAH E	\$ 1,705.20
HOWK, JALAYA	\$ 777.00
HUBBARD, JOHN D	\$ 6,159.84
HUFFMAN, RICKY S	\$ 2,406.40
HUNDLEY, HALEY C	\$ 98.00
INSKEEP, HEIDI	\$ 1,830.50
INYART, BRENT A	\$ 5,804.43
JENNETTE, CHRISTOPHER W	\$ 1,208.70
JOHNSON, DARLA	\$ 2,545.69
JONES, CHRISTOPHER NEIL	\$ 6,729.26
JONES, DAVID TALBOTT	\$ 4,027.70
JONES, EMILY K	\$ 4,484.94
JONES, MARCELLA M	\$ 2,196.13
JUDKINS, BRETT	\$ 1,627.50
JULIAN, AMY L	\$ 5,205.42
JULIAN, BRENT ANDREW	\$ 8,238.72
JURGILANIS, KRISTEN L	\$ 6,481.54
KERMICLE, CHELSEA M	\$ 3,994.60
KIMMELL, BLAIZE	\$ 3,109.66
KING, MELINDA D	\$ 5,360.20
KINGSBURY, TAYLOR MARIE	\$ 1,909.16
KINKADE, RACHEL LYNN	\$ 3,140.32
KIRBY II, ROBERT R	\$ 5,134.76
KIRKLAND, STEPHANIE	\$ 360.50
KLINGLER, COLLIN MICHAEL	\$ 1,887.90
KLINGLER, MICHELLE LYNN	\$ 5,516.70

RCCU 1
PAYROLL
MARCH 2022

NAME	GROSS
KMAN, RITA	\$ 6,673.72
KOCHER, BECKY S	\$ 2,363.50
KOCHER, BRITTANIA J	\$ 3,835.60
KOCHER, CHANEY KAYE	\$ 2,468.02
KOCHER, DAWN M	\$ 6,273.10
KOCHER, HANNAH LYNN	\$ 2,010.98
KOERTGE, DIANE	\$ 975.00
KUENSTLER, BRIANNE	\$ 3,777.26
KUHLIG, JANET L	\$ 6,290.18
KUHN, ASHLEY E	\$ 4,151.50
LAMB, BETTY	\$ 484.25
LATHROP, BOBBIE J	\$ 4,334.34
LATHROP, JENNIFER L	\$ 4,961.70
LATHROP, LAURA	\$ 810.00
LAUGHLIN, REX IAN	\$ 3,489.62
LEAF, BRITTANY D	\$ 3,975.52
LEAF, JESSICA	\$ 1,218.54
LECRONE, CHAD E	\$ 10,476.42
LEWIS, AMANDA LYNN	\$ 4,837.14
LYNN, GINA L	\$ 4,082.10
MANN, SHELLEY A	\$ 4,484.94
MARRIOTT, THERESA	\$ 4,170.16
MAYS, NEILLY LEE	\$ 3,281.86
MCCLURE, DEBORAH L	\$ 4,015.54
MCDONALD, JIMETTA L	\$ 1,370.76
MCDONALD, JOBETH	\$ 1,471.76
MCFARLAND, JOHN	\$ 3,902.40
MCVICKER, AMY M	\$ 5,932.92
MEADOWS, TREVA L.	\$ 2,175.29
MEERS, BETTY	\$ 1,287.00
MEHAFFEY, PATRICK	\$ 2,652.26
MEHL, TRACY	\$ 2,788.18
MEIER, AMANDA	\$ 1,339.00
MEREDITH, MATTHEW V	\$ 2,989.66
MICHELS, GREGORY A	\$ 840.00
MICHELS, SUZANNE	\$ 5,925.18
MILBURN, TARA	\$ 3,285.00
MILBURN, TRINITY G	\$ 1,634.75
MILLS, JAMI	\$ 2,121.44
MITCHELL, BRANDI G	\$ 2,412.40
MITCHELL, BRIAN J	\$ 392.00
MITCHELL, CASSIE	\$ 4,656.88
MITCHELL, MELISSA M	\$ 5,737.06
MORGAN, GINA E	\$ 1,335.66

RCCU 1
PAYROLL
MARCH 2022

NAME	GROSS
MORRIS, BRADLEY T	\$ 39.00
MOSBEY, DEVEN L	\$ 4,505.04
MUHS, MADISON R	\$ 1,705.20
MURRAY, PAMELA S	\$ 5,838.76
MUSIC, MATTHEW J	\$ 5,252.04
MUSIC, SONJA R	\$ 520.33
NAVIN, LYNDA	\$ 45.50
NEALIS, BRADLY C	\$ 5,178.46
O'BRIEN, HOLLY MARIE	\$ 4,220.92
OCHS, AMBER L	\$ 1,365.00
OCHS, KIMBERLY	\$ 1,471.74
OVERTON, MARTY DALE	\$ 6,150.75
PAGE, KENDRA J	\$ 4,939.56
PAGE, RALPH ROBERT	\$ 3,208.88
PAGE, WILLIAM D	\$ 5,494.52
PAMPE, JANICE	\$ 5,696.02
PAMPE, LISA K	\$ 5,598.94
PARRENT, RILEY R	\$ 137.50
PATTERSON, BRENDA	\$ 2,189.51
PEARCE, MEGHAN NICOLE	\$ 4,228.86
PFOFF, VANESSA	\$ 1,646.66
PHELPS, WILLIAM	\$ 884.00
PHILLIPS, ROBERT L	\$ 2,789.66
PIXLEY, SUE BERBERICH	\$ 3,489.16
POTTORFF, CHELSEY	\$ 30.00
POWELL, MATTHEW M	\$ 4,880.94
POWELL, MICHELLE	\$ 4,939.56
PUCKETT, CHELSEA J	\$ 3,011.80
PUCKETT, TERRY EUGENE	\$ 6,123.40
PURCHASE, NICOLE F	\$ 210.00
RANGE, KIMBERLY	\$ 1,487.20
RAUCH, DEBORAH LYNN	\$ 1,528.39
REDMAN, AMANDA L	\$ 4,315.00
REDMAN, JUDITH	\$ 2,523.04
REEVES, HANNAH LYNN	\$ 1,516.36
REEVES, RANDY K	\$ 5,123.32
REID, MEGAN S	\$ 1,501.50
REYNOLDS, BOBBY	\$ 2,363.50
REYNOLDS, MICHELE L	\$ 2,008.96
REZA ARIAS, MARIA DEL CARMEN	\$ 125.00
RIDGELY, LINDSAY ANN	\$ 4,090.38
RIDGELY, SUZANNA	\$ 2,603.29
ROARK, RYAN K	\$ 5,627.34
RODGERS, KACIE N	\$ 4,613.62

90

RCCU 1
PAYROLL
MARCH 2022

NAME	GROSS
RODGERS, STEVEN D	\$ 2,727.64
RODGERS, STEPHAN R	\$ 909.34
RODGERS, TRACEY L	\$ 2,062.50
ROUTIEN, MARISSA BROOKE	\$ 3,069.66
RUBENACKER, LORI A	\$ 5,058.46
RUDE, DONNA	\$ 1,421.00
RUSK, AMY L	\$ 4,885.74
RUSK, EMILY	\$ 9,030.04
RUSK, JULIE	\$ 2,525.08
RUSK, RYLAN A	\$ 6,486.89
RYDEN, JEFFREY ROBERT	\$ 4,576.56
SANDERS, ALBERT ALAN	\$ 1,359.70
SCHIMMELPFENNING, AMY LAVINA	\$ 4,940.24
SCHMUCKER, JULIE R	\$ 2,125.08
SEALS, MARLA LOUISE	\$ 4,171.50
SEATON, MEGAN NICOLE	\$ 3,627.58
SEILER, ANITA J	\$ 3,489.62
SHAN, NICOLE LANE	\$ 3,607.58
SHAWVER, ALEXIS B	\$ 3,927.78
SHEWMAKE, ANGELINA COLLEEN	\$ 1,421.00
SHILLING, LISA A	\$ 1,584.62
SHIPMAN, KYLE	\$ 3,489.16
SHOEMAKER, KRISTIE L	\$ 3,975.38
SHORT, STEFANIE	\$ 1,421.00
SIMPSON, CHRIS A	\$ 13,556.34
SIMPSON, MICHELLE L	\$ 6,181.98
SLATER, ZACHARY	\$ 1,012.97
SMITH, JASON T	\$ 5,306.60
SMITH, MELINDA	\$ 4,632.38
SPARKS, ELIZABETH K	\$ 3,527.76
STALLARD, BRENDA LEA	\$ 5,700.96
STEBER, COLBY N	\$ 296.88
STEBER, MARK	\$ 9,748.39
STEPHENS, CAMILLE A	\$ 5,008.18
STEVENS, AMY J	\$ 5,167.65
STEVENSON, JENNY	\$ 3,347.42
STEVENS, PATRICIA ANN	\$ 210.00
SUMMERS, ALLYSON	\$ 1,718.50
SWINSON, DONNA S	\$ 2,313.00
TABB, JULIE ANN	\$ 925.46
TAHTINEN, TIMOTHY A	\$ 3,438.52
TAIT, HEATHER E	\$ 5,058.46
TAYLOR, CHAD E	\$ 4,773.70
TEDFORD, JENNIFER JILL	\$ 7,305.50

RCCU 1
PAYROLL
MARCH 2022

NAME	GROSS
TENNIS, MEGAN M	\$ 3,422.44
THRASHER, NATASHA J	\$ 1,612.62
THUFTEDAL, TASHA S	\$ 6,374.24
TOMLIN, LINDSEY JAMES	\$ 3,786.28
TRAVIS, CHRISTY	\$ 1,519.70
TRUEBLOOD, EDWIN AARON	\$ 1,065.25
TYLER, JAMIE L	\$ 6,276.46
UTLEY, REGINA	\$ 2,323.16
VAAL, JAMES D	\$ 6,099.92
VANDYKE, JAMIE L	\$ 7,868.94
VANDYKE, JESSICA P	\$ 4,653.94
VANGUNDY, EMILI VANESSA	\$ 3,894.22
VANMATRE, CHRISTINA A	\$ 4,505.04
VOLK, AIMEE KRISTINA	\$ 3,452.44
VOLK, KARLA J	\$ 2,286.91
VOLK, PAULINE	\$ 2,241.18
VOLK, SUSAN D	\$ 52.50
WALDHOFF, ROY R	\$ 6,967.78
WALKER, CONNOR J	\$ 686.00
WALKER, KATHI DEE	\$ 6,716.44
WALKER, TERRIL	\$ 1,380.00
WALL, CHERYL	\$ 4,072.10
WARFEL, JULIE ANNE	\$ 962.00
WASHBURN, BRENDA J	\$ 6,246.98
WAXLER, ELVA L	\$ 1,270.50
WEESNER, LELA	\$ 2,724.48
WEIDNER, JENNIFER L	\$ 4,334.34
WEIDNER, KERRIE L	\$ 4,170.16
WEITKAMP, LORI L	\$ 4,233.02
WEITKAMP, WARREN D	\$ 4,759.10
WELLS, KACI MARIE	\$ 4,505.04
WEST, PAULA J	\$ 5,328.12
WESTALL, LORI A	\$ 4,961.70
WETHERHOLT, BETTY L	\$ 115.00
WHEELER, HEATHER L	\$ 4,072.10
WHEELER, KLAYTON E	\$ 5,464.70
WHISLER, NATHANAEL T	\$ 450.00
WHITAKER-MITCHELL, DONNA	\$ 1,167.64
WHITE, BRANDY	\$ 1,471.76
WHITTNER, MICHAEL K	\$ 7,280.20
WHITTNER, SARAH E	\$ 5,701.32
WIBBENMEYER, AMBER R	\$ 1,624.00
WILLIAMS, MIRANDA J	\$ 1,948.80
WILLIAMS, SCOTT ERIC	\$ 3,304.00

RCCU 1
PAYROLL
MARCH 2022

NAME	GROSS
WILSON, LELA M	\$ 1,401.23
WINGERT, JOE DOUGLAS	\$ 909.34
WINGERT, SAMANTHA	\$ 710.50
WINTERS, SHANNON L	\$ 6,130.48
WISNER, ANGELA M	\$ 3,624.44
WOODS, AMY LYNNE	\$ 6,264.90
WOODS, JILLIAN M	\$ 2,989.66
WRIGHT, JESSICA M	\$ 680.75
YOUNG, JANA E	\$ 4,107.00
	<u>\$ 1,181,081.08</u>

**RICHLAND COUNTY COMMUNITY UNIT SCHOOL DISTRICT NO. 1
OLNEY, ILLINOIS**

COMPARISON OF FUNDS

FUNDS	March, 2021	March, 2022
Education	\$ 12,342,626.28	\$ 15,792,363.03
Building and Grounds	\$ 3,152,852.72	\$ 3,571,069.35
Bond and Interest	\$ 1,291,365.94	\$ 1,202,973.64
Transportation	\$ 1,034,782.79	\$ 1,390,448.36
IMRF/Social Security	\$ 1,703,160.29	\$ 854,164.30
Capital Projects	\$ 67.02	\$ 427,649.89
Working Cash	\$ 731,340.85	\$ 863,709.85
Tort Fund	\$ 206,698.18	\$ 323,211.76
Life Safety	\$ 272,700.97	\$ 283,795.48
Total Cash	\$ 20,735,595.04	\$ 24,709,385.66
Assets	\$ 171,290.97	\$ 175,109.03
Total Cash and Assets	\$ 20,906,886.01	\$ 24,884,494.69
GRAND TOTAL	\$ 20,906,886.01	\$ 24,884,494.69

Account Level					2021-22	March 2021-22	2021-22	2021-22	Encumbered	2021-22
FDTLOC	FUNC	OBJ	SJ	Description	Budget	Monthly Activity	FYTD Activity	Batch Activity	Amount	Available Funds
10R010	1110	0000	00	000000						
				Tax Levy Education	4,301,553.00	496.50	4,302,050.14	0.00	0.00	-497.14
10R---	1110	0---	--	-----	4,301,553.00	496.50	4,302,050.14	0.00	0.00	-497.14
10R010	1140	0000	00	000000						
				Sp Ed Levy	99,934.00	10.79	99,944.92	0.00	0.00	-10.92
10R---	1140	0---	--	-----	99,934.00	10.79	99,944.92	0.00	0.00	-10.92
10R---	11--	----	--	-----	4,401,487.00	507.29	4,401,995.06	0.00	0.00	-508.06
10R010	1210	0000	00	000000						
				Mobile Home Tax	326,120.00	0.00	326,120.44	0.00	0.00	-0.44
10R---	1210	0---	--	-----	326,120.00	0.00	326,120.44	0.00	0.00	-0.44
10R010	1220	0000	00	000000						
				Local Housing Aut Tax	14,425.00	0.00	14,425.44	0.00	0.00	-0.44
10R---	1220	0---	--	-----	14,425.00	0.00	14,425.44	0.00	0.00	-0.44
10R010	1230	0000	00	000000						
				Corp Pers Prop Tax	735,000.00	282,058.27	935,283.65	0.00	0.00	-200,283.65
10R---	1230	0---	--	-----	735,000.00	282,058.27	935,283.65	0.00	0.00	-200,283.65
10R---	12--	----	--	-----	1,075,545.00	282,058.27	1,275,829.53	0.00	0.00	-200,284.53
10R010	1311	0000	00	000000						
				Jump Start Tuition	0.00	0.00	150.00	0.00	0.00	-150.00
10R---	1311	0---	--	-----	0.00	0.00	150.00	0.00	0.00	-150.00
10R---	13--	----	--	-----	0.00	0.00	150.00	0.00	0.00	-150.00
10R010	1510	0000	00	000000						
				Earnings on Investments	25,000.00	2,325.28	22,352.10	0.00	0.00	2,647.90
10R---	1510	0---	--	-----	25,000.00	2,325.28	22,352.10	0.00	0.00	2,647.90
10R---	15--	----	--	-----	25,000.00	2,325.28	22,352.10	0.00	0.00	2,647.90
10R010	1611	0000	00	000000						
				Sales to Pupils Lunch	0.00	0.00	0.00	0.00	0.00	0.00
10R---	1611	0---	--	-----	0.00	0.00	0.00	0.00	0.00	0.00
10R010	1612	0000	00	000000						
				Sales to Pupils Bfast	0.00	0.00	0.00	0.00	0.00	0.00
10R---	1612	0---	--	-----	0.00	0.00	0.00	0.00	0.00	0.00
10R010	1613	0000	00	000000						
				Sales to Pupil Ala Carte	200.00	27.00	243.25	0.00	0.00	-43.25
10R---	1613	0---	--	-----	200.00	27.00	243.25	0.00	0.00	-43.25
10R010	1614	0000	00	000000						
				Sales to Pupil Vending	0.00	0.00	0.00	0.00	0.00	0.00
10R---	1614	0---	--	-----	0.00	0.00	0.00	0.00	0.00	0.00
10R010	1615	0000	00	000000						
				Bfst Lunch Debit Card	22,500.00	-20.30	22,538.91	0.00	0.00	-38.91
10R---	1615	0---	--	-----	22,500.00	-20.30	22,538.91	0.00	0.00	-38.91
10R010	1620	0000	00	000000						
				Sales to Adults	9,000.00	1,014.80	8,296.30	0.00	0.00	703.70
10R---	1620	0---	--	-----	9,000.00	1,014.80	8,296.30	0.00	0.00	703.70
10R010	1621	0000	00	000000						
				Summer Food Program	0.00	0.00	0.00	0.00	0.00	0.00
10R---	1621	0---	--	-----	0.00	0.00	0.00	0.00	0.00	0.00
10R010	1690	0000	00	000000						
				Other Food Sales	1,900.00	1,803.06	1,915.05	0.00	0.00	-15.05
10R---	1690	0---	--	-----	1,900.00	1,803.06	1,915.05	0.00	0.00	-15.05
10R---	16--	----	--	-----	33,600.00	2,824.56	32,993.51	0.00	0.00	606.49
10R010	1711	0000	00	000000						
				Athletic Admissions	37,000.00	1,883.00	39,470.90	0.00	0.00	-2,470.90
10R---	1711	0---	--	-----	37,000.00	1,883.00	39,470.90	0.00	0.00	-2,470.90
10R010	1720	0000	00	000000						
				Lab/Lock Fees	0.00	0.00	0.00	0.00	0.00	0.00
10R---	1720	0---	--	-----	0.00	0.00	0.00	0.00	0.00	0.00
10R010	1730	0000	00	000000						
				Pupil Book Sales	0.00	0.00	0.00	0.00	0.00	0.00

FDTLOC	FUNC	OBJ	SJ	Account Level Description	2021-22 Budget	March 2021-22 Monthly Activity	2021-22 FYTD Activity	2021-22 Batch Activity	Encumbered Amount	2021-22 Available Funds
10R---	1730	0---	--	-----	0.00	0.00	0.00	0.00	0.00	0.00
10R010	1790	0000	00	000000	5,500.00	525.00	6,055.00	0.00	0.00	-555.00
10R010	1790	0000	01	000000	0.00	0.00	0.00	0.00	0.00	0.00
10R---	1790	0---	--	-----	5,500.00	525.00	6,055.00	0.00	0.00	-555.00
10R999	1799	0000	00	000000	0.00	0.00	0.00	0.00	0.00	0.00
10R---	1799	0---	--	-----	0.00	0.00	0.00	0.00	0.00	0.00
10R---	17--	----	--	-----	42,500.00	2,408.00	45,525.90	0.00	0.00	-3,025.90
10R010	1811	0000	00	000000	161,500.00	5,004.95	166,765.87	0.00	0.00	-5,265.87
10R---	1811	0---	--	-----	161,500.00	5,004.95	166,765.87	0.00	0.00	-5,265.87
10R---	18--	----	--	-----	161,500.00	5,004.95	166,765.87	0.00	0.00	-5,265.87
10R010	1910	0000	00	000000	0.00	0.00	0.00	0.00	0.00	0.00
10R---	1910	0---	--	-----	0.00	0.00	0.00	0.00	0.00	0.00
10R010	1920	0000	00	000000	0.00	0.00	475.00	0.00	0.00	-475.00
10R730	1920	0000	00	000000	0.00	0.00	0.00	0.00	0.00	0.00
10R---	1920	0---	--	-----	0.00	0.00	475.00	0.00	0.00	-475.00
10R010	1940	0000	00	000000	275.00	0.00	276.20	0.00	0.00	-1.20
10R---	1940	0---	--	-----	275.00	0.00	276.20	0.00	0.00	-1.20
10R010	1950	0000	00	000000	450.00	0.00	466.59	0.00	0.00	-16.59
10R---	1950	0---	--	-----	450.00	0.00	466.59	0.00	0.00	-16.59
10R010	1970	0000	00	000000	15,000.00	0.00	14,310.00	0.00	0.00	690.00
10R---	1970	0---	--	-----	15,000.00	0.00	14,310.00	0.00	0.00	690.00
10R010	1992	0000	00	000000	0.00	0.00	0.00	0.00	0.00	0.00
10R---	1992	0---	--	-----	0.00	0.00	0.00	0.00	0.00	0.00
10R010	1999	0000	00	000000	14,500.00	601.15	14,796.57	0.00	0.00	-296.57
10R010	1999	0000	01	000000	196,500.00	0.00	196,300.00	0.00	0.00	200.00
10R030	1999	0000	00	000000	0.00	0.00	0.00	0.00	0.00	0.00
10R060	1999	0000	00	000000	0.00	0.00	0.00	0.00	0.00	0.00
10R130	1999	0000	00	130000	0.00	0.00	0.00	0.00	0.00	0.00
10R170	1999	0000	00	170000	0.00	0.00	0.00	0.00	0.00	0.00
10R230	1999	0000	00	230000	2,000.00	0.00	2,000.00	0.00	0.00	0.00
10R290	1999	0000	00	290000	0.00	0.00	0.00	0.00	0.00	0.00
10R670	1999	0000	00	670000	0.00	0.00	0.00	0.00	0.00	0.00
10R680	1999	0000	00	680000	0.00	0.00	0.00	0.00	0.00	0.00
10R690	1999	0000	00	690000	0.00	0.00	100.00	0.00	0.00	-100.00
10R730	1999	0000	00	730000	2,000.00	28,000.00	30,000.00	0.00	0.00	-28,000.00
10R880	1999	0000	00	880000	0.00	0.00	0.00	0.00	0.00	0.00
10R---	1999	0---	--	-----	215,000.00	28,601.15	243,196.57	0.00	0.00	-28,196.57
10R---	19--	----	--	-----	230,725.00	28,601.15	258,724.36	0.00	0.00	-27,999.36
10R110	2100	0000	00	110000	0.00	0.00	0.00	0.00	0.00	0.00
10R---	2100	0---	--	-----	0.00	0.00	0.00	0.00	0.00	0.00

FDTLOC	FUNC	OBJ	SJ	Account Level Description	2021-22 Budget	March 2021-22 Monthly Activity	2021-22 FYTD Activity	2021-22 Batch Activity	Encumbered Amount	2021-22 Available Funds
10R---	21--	----	--	-----	0.00	0.00	0.00	0.00	0.00	0.00
10R810	2200	0000	00	810000 ROE Flow Thru	0.00	0.00	0.00	0.00	0.00	0.00
10R---	2200	0---	--	-----	0.00	0.00	0.00	0.00	0.00	0.00
10R---	22--	----	--	-----	0.00	0.00	0.00	0.00	0.00	0.00
10R010	3001	0000	00	000000 General State Aid	10,388,962.00	944,472.00	7,557,609.00	0.00	0.00	2,831,353.00
10R010	3001	0000	00	140000 EBF-Sp Ed Personnel	0.00	0.00	0.00	0.00	0.00	0.00
10R010	3001	0000	00	280000 EBF-Sp Ed Funding Children	0.00	0.00	0.00	0.00	0.00	0.00
10R010	3001	0000	00	550000 State Aide-Spec Ed Summner Sch	0.00	0.00	0.00	0.00	0.00	0.00
10R---	3001	0---	--	-----	10,388,962.00	944,472.00	7,557,609.00	0.00	0.00	2,831,353.00
10R010	3002	0000	00	000000 GSA Hold Harm	0.00	0.00	0.00	0.00	0.00	0.00
10R---	3002	0---	--	-----	0.00	0.00	0.00	0.00	0.00	0.00
10R010	3010	0000	00	000000 GSA Difference Incentive	0.00	0.00	0.00	0.00	0.00	0.00
10R---	3010	0---	--	-----	0.00	0.00	0.00	0.00	0.00	0.00
10R010	3015	0000	00	000000 Salary Diff for annex	0.00	0.00	0.00	0.00	0.00	0.00
10R---	3015	0---	--	-----	0.00	0.00	0.00	0.00	0.00	0.00
10R010	3020	0000	00	000000 Reorganization Inc Cert Sal	0.00	0.00	0.00	0.00	0.00	0.00
10R---	3020	0---	--	-----	0.00	0.00	0.00	0.00	0.00	0.00
10R---	30--	----	--	-----	10,388,962.00	944,472.00	7,557,609.00	0.00	0.00	2,831,353.00
10R260	3100	0000	00	260000 Sp Ed Priv Facility	23,800.00	0.00	23,815.25	0.00	0.00	-15.25
10R---	3100	0---	--	-----	23,800.00	0.00	23,815.25	0.00	0.00	-15.25
10R280	3105	0000	00	280000 Spec Ed Extraordinary	0.00	0.00	0.00	0.00	0.00	0.00
10R---	3105	0---	--	-----	0.00	0.00	0.00	0.00	0.00	0.00
10R140	3110	0000	00	140000 Sp Ed Personnel	0.00	0.00	0.00	0.00	0.00	0.00
10R---	3110	0---	--	-----	0.00	0.00	0.00	0.00	0.00	0.00
10R640	3120	0000	00	640000 Sp Ed Orphan	80,000.00	0.00	80,002.34	0.00	0.00	-2.34
10R---	3120	0---	--	-----	80,000.00	0.00	80,002.34	0.00	0.00	-2.34
10R010	3145	0000	00	000000 Sp Ed Summer Sch	0.00	0.00	0.00	0.00	0.00	0.00
10R---	3145	0---	--	-----	0.00	0.00	0.00	0.00	0.00	0.00
10R---	31--	----	--	-----	103,800.00	0.00	103,817.59	0.00	0.00	-17.59
10R380	3200	0000	00	380000 Voc Ed Tech Prep	0.00	0.00	0.00	0.00	0.00	0.00
10R---	3200	0---	--	-----	0.00	0.00	0.00	0.00	0.00	0.00
10R780	3215	0000	00	780000 Voc Ed Formula	0.00	0.00	0.00	0.00	0.00	0.00
10R---	3215	0---	--	-----	0.00	0.00	0.00	0.00	0.00	0.00
10R820	3220	0000	00	820000 K12 Career Exploration Grant	0.00	0.00	0.00	0.00	0.00	0.00
10R---	3220	0---	--	-----	0.00	0.00	0.00	0.00	0.00	0.00
10R490	3235	0000	00	490000 Ag Inc 3 Circles	33,070.00	8,294.00	27,328.00	0.00	0.00	5,742.00
10R---	3235	0---	--	-----	33,070.00	8,294.00	27,328.00	0.00	0.00	5,742.00
10R490	3299	0000	00	490000 Voc Ed Ag Incent Grant	0.00	0.00	0.00	0.00	0.00	0.00
10R710	3299	0000	00	710000 Elementary Career Grant	1,482.00	0.00	0.00	0.00	0.00	1,482.00
10R780	3299	0000	00	780000 Voc Ed Formula	52,500.00	11,478.52	64,055.04	0.00	0.00	-11,555.04

Account Level				2021-22	March 2021-22	2021-22	2021-22	Encumbered	2021-22	
FDTLOC	FUNC	OBJ	SJ	Description	Budget	Monthly Activity	FYTD Activity	Batch Activity	Amount	Available Funds
10R---	3299	0---	--		53,982.00	11,478.52	64,055.04	0.00	0.00	-10,073.04
10R---	32--	----	--		87,052.00	19,772.52	91,383.04	0.00	0.00	-4,331.04
10R350	3360	0000	00 350000	St Lunch/Bfast Reimb	16,600.00	1,194.16	17,881.91	0.00	0.00	-1,281.91
10R---	3360	0---	--		16,600.00	1,194.16	17,881.91	0.00	0.00	-1,281.91
10R010	3365	0000	00 000000	Breakfast Incentive	0.00	0.00	0.00	0.00	0.00	0.00
10R---	3365	0---	--		0.00	0.00	0.00	0.00	0.00	0.00
10R310	3370	0000	00 310000	Drivers Education Reimb	25,000.00	0.00	24,995.61	0.00	0.00	4.39
10R---	3370	0---	--		25,000.00	0.00	24,995.61	0.00	0.00	4.39
10R---	33--	----	--		41,600.00	1,194.16	42,877.52	0.00	0.00	-1,277.52
10R550	3695	0000	00 550000	TAOEP	60,855.00	12,172.00	42,602.00	0.00	0.00	18,253.00
10R750	3695	0000	00 750000	TAOEP	3,500.00	0.00	0.00	0.00	0.00	3,500.00
10R---	3695	0---	--		64,355.00	12,172.00	42,602.00	0.00	0.00	21,753.00
10R---	36--	----	--		64,355.00	12,172.00	42,602.00	0.00	0.00	21,753.00
10R110	3705	0000	00 110000	Early Child Block Grant	0.00	0.00	0.00	0.00	0.00	0.00
10R510	3705	0000	00 510000	ECE Block Grant-FY06	924,386.00	163,492.00	679,893.00	0.00	0.00	244,493.00
10R---	3705	0---	--		924,386.00	163,492.00	679,893.00	0.00	0.00	244,493.00
10R570	3715	0000	00 570000	Reading Improvement	0.00	0.00	0.00	0.00	0.00	0.00
10R---	3715	0---	--		0.00	0.00	0.00	0.00	0.00	0.00
10R790	3775	0000	00 790000	ADA Safety/Ed Block Gran	0.00	0.00	0.00	0.00	0.00	0.00
10R---	3775	0---	--		0.00	0.00	0.00	0.00	0.00	0.00
10R---	37--	----	--		924,386.00	163,492.00	679,893.00	0.00	0.00	244,493.00
10R240	3800	0000	00 240000	Sec of State Lib Grant	0.00	0.00	0.00	0.00	0.00	0.00
10R---	3800	0---	--		0.00	0.00	0.00	0.00	0.00	0.00
10R---	38--	----	--		0.00	0.00	0.00	0.00	0.00	0.00
10R010	3999	0000	00 000000	Other State	0.00	0.00	475.00	0.00	0.00	-475.00
10R010	3999	0000	05 000000	National Bd Cert	0.00	0.00	0.00	0.00	0.00	0.00
10R060	3999	0000	00 000000	Fine Arts Grant	0.00	0.00	0.00	0.00	0.00	0.00
10R120	3999	0000	00 120000	Laptop Grant	0.00	0.00	0.00	0.00	0.00	0.00
10R240	3999	0000	00 240000	Library Grant	1,604.00	0.00	290.79	0.00	0.00	1,313.21
10R---	3999	0---	--		1,604.00	0.00	765.79	0.00	0.00	838.21
10R---	39--	----	--		1,604.00	0.00	765.79	0.00	0.00	838.21
10R190	4107	0000	00 190000	Title VI Rural Ed	0.00	0.00	0.00	0.00	0.00	0.00
10R---	4107	0---	--		0.00	0.00	0.00	0.00	0.00	0.00
10R---	41--	----	--		0.00	0.00	0.00	0.00	0.00	0.00
10R420	4210	0000	00 420000	Fed Lunch Prog Reimb	525,000.00	0.00	374,680.92	0.00	0.00	150,319.08
10R---	4210	0---	--		525,000.00	0.00	374,680.92	0.00	0.00	150,319.08
10R420	4215	0000	00 420000	Fed Special Milk Program	3,300.00	0.00	3,311.52	0.00	0.00	-11.52
10R---	4215	0---	--		3,300.00	0.00	3,311.52	0.00	0.00	-11.52
10R430	4220	0000	00 430000	Fed Bfast Prog Reimb	200,000.00	0.00	168,299.54	0.00	0.00	31,700.46
10R---	4220	0---	--		200,000.00	0.00	168,299.54	0.00	0.00	31,700.46

Account Level				2021-22	March 2021-22	2021-22	2021-22	Encumbered	2021-22		
FDTLOC	FUNC	OBJ	SJ	Description	Budget	Monthly Activity	FYTD Activity	Batch Activity	Amount	Available Funds	
10R460	4225	0000	00	460000	Fed Summer Food Program	110,000.00	0.00	110,175.40	0.00	0.00	-175.40
10R---	4225	0---	--	-----		110,000.00	0.00	110,175.40	0.00	0.00	-175.40
10R420	4250	0000	00	420000	Child Nutrition Commodity	0.00	0.00	0.00	0.00	0.00	0.00
10R---	4250	0---	--	-----		0.00	0.00	0.00	0.00	0.00	0.00
10R420	4299	0000	00	420000	Child Nutrition	0.00	0.00	0.00	0.00	0.00	0.00
10R440	4299	0000	00	440000	NSLP Equip Asst Grant	0.00	0.00	0.00	0.00	0.00	0.00
10R---	4299	0---	--	-----		0.00	0.00	0.00	0.00	0.00	0.00
10R---	42--	----	--	-----		838,300.00	0.00	656,467.38	0.00	0.00	181,832.62
10R100	4300	0000	00	100000	Title I Grant - Reading	60,500.00	0.00	60,522.00	0.00	0.00	-22.00
10R270	4300	0000	00	270000	Title I School Imp& Acct	0.00	0.00	0.00	0.00	0.00	0.00
10R500	4300	0000	00	500000	Title I	714,461.00	100,756.00	427,971.00	0.00	0.00	286,490.00
10R---	4300	0---	--	-----		774,961.00	100,756.00	488,493.00	0.00	0.00	286,468.00
10R270	4331	0000	00	270000	Title I School Imp & Acctabili	0.00	0.00	0.00	0.00	0.00	0.00
10R---	4331	0---	--	-----		0.00	0.00	0.00	0.00	0.00	0.00
10R---	43--	----	--	-----		774,961.00	100,756.00	488,493.00	0.00	0.00	286,468.00
10R170	4400	0000	00	170000	Title IV Grant	72,000.00	11,067.00	83,315.00	0.00	0.00	-11,315.00
10R570	4400	0000	00	570000	Title IV Grant	1,000.00	0.00	1,890.00	0.00	0.00	-890.00
10R---	4400	0---	--	-----		73,000.00	11,067.00	85,205.00	0.00	0.00	-12,205.00
10R070	4421	0000	00	000000	21st Century Comm Learning	255,000.00	99,498.00	240,377.00	0.00	0.00	14,623.00
10R470	4421	0000	00	470000	21st Century Grant	59,000.00	0.00	59,291.00	0.00	0.00	-291.00
10R---	4421	0---	--	-----		314,000.00	99,498.00	299,668.00	0.00	0.00	14,332.00
10R250	4490	0000	00	250000	Federal Library Grant	0.00	0.00	0.00	0.00	0.00	0.00
10R---	4490	0---	--	-----		0.00	0.00	0.00	0.00	0.00	0.00
10R---	44--	----	--	-----		387,000.00	110,565.00	384,873.00	0.00	0.00	2,127.00
10R150	4600	0000	00	150000	Sp Ed IDEA Pre School	35,000.00	5,581.00	25,115.00	0.00	0.00	9,885.00
10R---	4600	0---	--	-----		35,000.00	5,581.00	25,115.00	0.00	0.00	9,885.00
10R150	4620	0000	00	150000	Sp Ed Flow thru SESE	550,000.00	43,094.00	465,869.00	0.00	0.00	84,131.00
10R---	4620	0---	--	-----		550,000.00	43,094.00	465,869.00	0.00	0.00	84,131.00
10R260	4625	0000	00	260000	Fed SpEd IDEA Rm/Board	60,000.00	0.00	60,610.55	0.00	0.00	-610.55
10R---	4625	0---	--	-----		60,000.00	0.00	60,610.55	0.00	0.00	-610.55
10R---	46--	----	--	-----		645,000.00	48,675.00	551,594.55	0.00	0.00	93,405.45
10R540	4770	0000	00	540000	Fed Voc Ed Tech Prep	0.00	0.00	0.00	0.00	0.00	0.00
10R---	4770	0---	--	-----		0.00	0.00	0.00	0.00	0.00	0.00
10R390	4799	0000	00	390000	V E Perkins T-IIC 2 Tutor	23,000.00	239.40	1,199.40	0.00	0.00	21,800.60
10R---	4799	0---	--	-----		23,000.00	239.40	1,199.40	0.00	0.00	21,800.60
10R---	47--	----	--	-----		23,000.00	239.40	1,199.40	0.00	0.00	21,800.60
10R090	4876	0000	00	000000	Cloud Grant ICCP	0.00	0.00	0.00	0.00	0.00	0.00
10R---	4876	0---	--	-----		0.00	0.00	0.00	0.00	0.00	0.00
10R160	4880	0000	00	160000	Education Jobs Fund	0.00	0.00	0.00	0.00	0.00	0.00
10R---	4880	0---	--	-----		0.00	0.00	0.00	0.00	0.00	0.00

FDTLOC	FUNC	OBJ	SJ	Account Level Description	2021-22 Budget	March 2021-22 Monthly Activity	2021-22 FYTD Activity	2021-22 Batch Activity	Encumbered Amount	2021-22 Available Funds
10R---	48--	----	--	-----	0.00	0.00	0.00	0.00	0.00	0.00
10R180	4901	0000	00	180000 Race To The Top	0.00	0.00	0.00	0.00	0.00	0.00
10R180	4901	0000	01	180000 Race To The Top Induction	0.00	0.00	0.00	0.00	0.00	0.00
10R---	4901	0---	--	-----	0.00	0.00	0.00	0.00	0.00	0.00
10R010	4920	0000	00	000000 McKinney Homeless Grant	0.00	0.00	0.00	0.00	0.00	0.00
10R---	4920	0---	--	-----	0.00	0.00	0.00	0.00	0.00	0.00
10R330	4932	0000	00	330000 Title II Teacher Quality	15,000.00	0.00	14,326.00	0.00	0.00	674.00
10R530	4932	0000	00	530000 Title II	89,000.00	20,993.00	80,169.00	0.00	0.00	8,831.00
10R---	4932	0---	--	-----	104,000.00	20,993.00	94,495.00	0.00	0.00	9,505.00
10R920	4991	0000	00	920000 Medicaid Adm Outreach	54,000.00	0.00	54,523.63	0.00	0.00	-523.63
10R---	4991	0---	--	-----	54,000.00	0.00	54,523.63	0.00	0.00	-523.63
10R920	4992	0000	00	920000 Medicaid Fee For Service	17,900.00	13,766.57	31,673.44	0.00	0.00	-13,773.44
10R---	4992	0---	--	-----	17,900.00	13,766.57	31,673.44	0.00	0.00	-13,773.44
10R220	4998	0000	00	220000 FEMA GRANT	0.00	0.00	0.00	0.00	0.00	0.00
10R345	4998	0000	00	000000 ARP McKinney Vento	3,295.00	3,264.00	6,559.00	0.00	0.00	-3,264.00
10R410	4998	0000	00	410000 JROTC Reimbursement	0.00	0.00	0.00	0.00	0.00	0.00
10R---	4998	0---	--	-----	3,295.00	3,264.00	6,559.00	0.00	0.00	-3,264.00
10R250	4999	0000	00	250000 Federal Library Grant	0.00	0.00	0.00	0.00	0.00	0.00
10R340	4999	0000	00	340000 ESSER	33,700.00	1,728.00	35,432.00	0.00	0.00	-1,732.00
10R342	4999	0000	00	000000 ESSER II	950,000.00	89,845.00	938,045.00	0.00	0.00	11,955.00
10R343	4999	0000	00	000000 ESSER III EDUCATION	143,000.00	143,420.00	143,420.00	0.00	0.00	-420.00
10R370	4999	0000	00	370000 Digital Equity - ESSER	3,676.00	43,402.00	47,078.00	0.00	0.00	-43,402.00
10R410	4999	0000	00	000000 JROTC	78,000.00	6,817.95	53,868.05	0.00	0.00	24,131.95
10R---	4999	0---	--	-----	1,208,376.00	285,212.95	1,217,843.05	0.00	0.00	-9,467.05
10R---	49--	----	--	-----	1,387,571.00	323,236.52	1,405,094.12	0.00	0.00	-17,523.12
10R010	7990	0000	00	000000 Other -WR Fund Balances	0.00	0.00	0.00	0.00	0.00	0.00
10R---	7990	0---	--	-----	0.00	0.00	0.00	0.00	0.00	0.00
10R---	79--	----	--	-----	0.00	0.00	0.00	0.00	0.00	0.00
1-R---	----	----	--	-----	21,637,948.00	2,048,304.10	18,211,005.72	0.00	0.00	3,426,942.28
20R010	1111	0000	00	000000 Building Levy	1,233,723.00	134.93	1,249,311.58	0.00	0.00	-15,588.58
20R---	1111	0---	--	-----	1,233,723.00	134.93	1,249,311.58	0.00	0.00	-15,588.58
20R---	11--	----	--	-----	1,233,723.00	134.93	1,249,311.58	0.00	0.00	-15,588.58
20R010	1510	0000	00	000000 Earnings on Investments	6,500.00	644.75	5,625.97	0.00	0.00	874.03
20R---	1510	0---	--	-----	6,500.00	644.75	5,625.97	0.00	0.00	874.03
20R---	15--	----	--	-----	6,500.00	644.75	5,625.97	0.00	0.00	874.03
20R010	1999	0000	00	000000 Other Bldg Rev-Ins Reim etc	500.00	0.00	512.33	0.00	0.00	-12.33
20R010	1999	0000	01	000000 Other Bldg Rev-erate	0.00	0.00	0.00	0.00	0.00	0.00
20R730	1999	0000	00	730000 JFF Programs Facility Improvem	98,000.00	0.00	118,000.00	0.00	0.00	-20,000.00
20R---	1999	0---	--	-----	98,500.00	0.00	118,512.33	0.00	0.00	-20,012.33
20R---	19--	----	--	-----	98,500.00	0.00	118,512.33	0.00	0.00	-20,012.33

Account Level				2021-22	March 2021-22	2021-22	2021-22	Encumbered	2021-22	
FDTLOC	FUNC	OBJ	SJ	Description	Budget	Monthly Activity	FYTD Activity	Batch Activity	Amount	Available Funds
20R010	3925	0000	00 000000	St Maint Grant Bldg	50,000.00	0.00	50,000.00	0.00	0.00	0.00
20R---	3925	0---	-- -----		50,000.00	0.00	50,000.00	0.00	0.00	0.00
20R220	3999	0000	00 220000	IEMA Grant	0.00	0.00	0.00	0.00	0.00	0.00
20R---	3999	0---	-- -----		0.00	0.00	0.00	0.00	0.00	0.00
20R---	39--	----	-- -----		50,000.00	0.00	50,000.00	0.00	0.00	0.00
20R010	7320	0000	00 000000	SALE OF PROPERTY	0.00	0.00	0.00	0.00	0.00	0.00
20R---	7320	0---	-- -----		0.00	0.00	0.00	0.00	0.00	0.00
20R---	73--	----	-- -----		0.00	0.00	0.00	0.00	0.00	0.00
20R010	7990	0000	00 000000	Other-WR Fund Balance	0.00	0.00	0.00	0.00	0.00	0.00
20R---	7990	0---	-- -----		0.00	0.00	0.00	0.00	0.00	0.00
20R---	79--	----	-- -----		0.00	0.00	0.00	0.00	0.00	0.00
2-R---	----	----	-- -----		1,388,723.00	779.68	1,423,449.88	0.00	0.00	-34,726.88
30R010	1112	0000	00 000000	Bond & Interest Levy	1,728,120.00	186.04	1,725,676.51	0.00	0.00	2,443.49
30R---	1112	0---	-- -----		1,728,120.00	186.04	1,725,676.51	0.00	0.00	2,443.49
30R---	11--	----	-- -----		1,728,120.00	186.04	1,725,676.51	0.00	0.00	2,443.49
30R010	1510	0000	00 000000	Earnings on Investments	6,000.00	467.26	5,414.41	0.00	0.00	585.59
30R---	1510	0---	-- -----		6,000.00	467.26	5,414.41	0.00	0.00	585.59
30R---	15--	----	-- -----		6,000.00	467.26	5,414.41	0.00	0.00	585.59
30R010	1983	0000	00 000000	School Facility Occp Sales Tax	983,660.00	0.00	983,660.53	0.00	0.00	-0.53
30R---	1983	0---	-- -----		983,660.00	0.00	983,660.53	0.00	0.00	-0.53
30R010	1999	0000	00 000000	Other Bond and Int Rev	0.00	0.00	0.00	0.00	0.00	0.00
30R---	1999	0---	-- -----		0.00	0.00	0.00	0.00	0.00	0.00
30R---	19--	----	-- -----		983,660.00	0.00	983,660.53	0.00	0.00	-0.53
30R010	7990	0000	00 000000	Other-WR Fund Balance	0.00	0.00	0.00	0.00	0.00	0.00
30R---	7990	0---	-- -----		0.00	0.00	0.00	0.00	0.00	0.00
30R---	79--	----	-- -----		0.00	0.00	0.00	0.00	0.00	0.00
3-R---	----	----	-- -----		2,717,780.00	653.30	2,714,751.45	0.00	0.00	3,028.55
40R080	1113	0000	00 000000	Trans Levy	493,489.00	53.97	499,724.65	0.00	0.00	-6,235.65
40R---	1113	0---	-- -----		493,489.00	53.97	499,724.65	0.00	0.00	-6,235.65
40R080	1130	0000	00 000000	Leasing Levy	0.00	0.00	0.00	0.00	0.00	0.00
40R---	1130	0---	-- -----		0.00	0.00	0.00	0.00	0.00	0.00
40R---	11--	----	-- -----		493,489.00	53.97	499,724.65	0.00	0.00	-6,235.65
40R080	1412	0000	00 000000	Reg Trans from Pre-K	14,310.00	0.00	57,470.40	0.00	0.00	-43,160.40
40R---	1412	0---	-- -----		14,310.00	0.00	57,470.40	0.00	0.00	-43,160.40
40R080	1413	0000	00 000000	Reg Trans Fee Private	2,100.00	0.00	2,572.57	0.00	0.00	-472.57
40R---	1413	0---	-- -----		2,100.00	0.00	2,572.57	0.00	0.00	-472.57
40R080	1415	0000	00 000000	Reg Trans Pupil Co-Curr	28,000.00	0.00	25,458.50	0.00	0.00	2,541.50
40R---	1415	0---	-- -----		28,000.00	0.00	25,458.50	0.00	0.00	2,541.50
40R080	1442	0000	00 000000	Sp Ed Trans from SESE	100.00	0.00	93.32	0.00	0.00	6.68
40R---	1442	0---	-- -----		100.00	0.00	93.32	0.00	0.00	6.68

Account Level				2021-22	March 2021-22	2021-22	2021-22	Encumbered	2021-22	
FDTLOC	FUNC	OBJ	SJ	Description	Budget	Monthly Activity	FYTD Activity	Batch Activity	Amount	Available Funds
40R---	14--	----	--		44,510.00	0.00	85,594.79	0.00	0.00	-41,084.79
40R080	1510	0000	00 000000	Earnings on Investments	4,000.00	343.89	3,155.68	0.00	0.00	844.32
40R---	1510	0---	--		4,000.00	343.89	3,155.68	0.00	0.00	844.32
40R---	15--	----	--		4,000.00	343.89	3,155.68	0.00	0.00	844.32
40R080	1950	0000	00 000000	Refund Prior Yr Expense	25.00	0.00	0.00	0.00	0.00	25.00
40R---	1950	0---	--		25.00	0.00	0.00	0.00	0.00	25.00
40R080	1999	0000	00 000000	Insrnc Rmb/Othr Misc	8,775.00	0.00	8,775.11	0.00	0.00	-0.11
40R---	1999	0---	--		8,775.00	0.00	8,775.11	0.00	0.00	-0.11
40R---	19--	----	--		8,800.00	0.00	8,775.11	0.00	0.00	24.89
40R010	3001	0000	00 000000	State Aide	0.00	0.00	0.00	0.00	0.00	0.00
40R---	3001	0---	--		0.00	0.00	0.00	0.00	0.00	0.00
40R---	30--	----	--		0.00	0.00	0.00	0.00	0.00	0.00
40R080	3500	0000	00 000000	Transportation Regular	775,000.00	0.00	584,159.09	0.00	0.00	190,840.91
40R610	3500	0000	01 610000	Trans Voc Ed	0.00	0.00	0.00	0.00	0.00	0.00
40R---	3500	0---	--		775,000.00	0.00	584,159.09	0.00	0.00	190,840.91
40R620	3510	0000	00 620000	State Trans Spec Ed	150,000.00	0.00	116,675.35	0.00	0.00	33,324.65
40R---	3510	0---	--		150,000.00	0.00	116,675.35	0.00	0.00	33,324.65
40R---	35--	----	--		925,000.00	0.00	700,834.44	0.00	0.00	224,165.56
40R160	4880	0000	00 160000	Education Jobs Fund	0.00	0.00	0.00	0.00	0.00	0.00
40R---	4880	0---	--		0.00	0.00	0.00	0.00	0.00	0.00
40R---	48--	----	--		0.00	0.00	0.00	0.00	0.00	0.00
40R010	7990	0000	00 000000	Other-WR Fund Balance	0.00	0.00	0.00	0.00	0.00	0.00
40R---	7990	0---	--		0.00	0.00	0.00	0.00	0.00	0.00
40R---	79--	----	--		0.00	0.00	0.00	0.00	0.00	0.00
4-R---	----	----	--		1,475,799.00	397.86	1,298,084.67	0.00	0.00	177,714.33
50R010	1114	0000	00 000000	IMRF Levy	591,225.00	64.59	599,866.70	0.00	0.00	-8,641.70
50R---	1114	0---	--		591,225.00	64.59	599,866.70	0.00	0.00	-8,641.70
50R010	1150	0000	00 000000	Tax Levy Social Security	295,625.00	32.30	299,945.74	0.00	0.00	-4,320.74
50R---	1150	0---	--		295,625.00	32.30	299,945.74	0.00	0.00	-4,320.74
50R---	11--	----	--		886,850.00	96.89	899,812.44	0.00	0.00	-12,962.44
50R010	1230	0000	00 000000	Corp Pers Prop Tax	95,000.00	0.00	95,000.00	0.00	0.00	0.00
50R---	1230	0---	--		95,000.00	0.00	95,000.00	0.00	0.00	0.00
50R---	12--	----	--		95,000.00	0.00	95,000.00	0.00	0.00	0.00
50R010	1510	0000	00 000000	Earnings on Investments	2,000.00	155.59	2,108.60	0.00	0.00	-108.60
50R---	1510	0---	--		2,000.00	155.59	2,108.60	0.00	0.00	-108.60
50R---	15--	----	--		2,000.00	155.59	2,108.60	0.00	0.00	-108.60
50R010	7990	0000	00 000000	Other-WR Fund Balance	0.00	0.00	0.00	0.00	0.00	0.00
50R---	7990	0---	--		0.00	0.00	0.00	0.00	0.00	0.00
50R---	79--	----	--		0.00	0.00	0.00	0.00	0.00	0.00
5-R---	----	----	--		983,850.00	252.48	996,921.04	0.00	0.00	-13,071.04

Account Level				2021-22	March 2021-22	2021-22	2021-22	Encumbered	2021-22	
FDTLOC	FUNC	OBJ	SJ	Description	Budget	Monthly Activity	FYTD Activity	Batch Activity	Amount	Available Funds
60R010	1510	0000	00 000000	Cap Projects Int	1,000.00	88.47	949.86	0.00	0.00	50.14
60R---	1510	0---	-- -----		1,000.00	88.47	949.86	0.00	0.00	50.14
60R---	15--	----	-- -----		1,000.00	88.47	949.86	0.00	0.00	50.14
60R010	1983	0000	00 000000	School Fac Occp Sales Tax	542,425.00	167,303.75	309,205.21	0.00	0.00	233,219.79
60R---	1983	0---	-- -----		542,425.00	167,303.75	309,205.21	0.00	0.00	233,219.79
60R010	1999	0000	01 000000	E-Rate Refund	0.00	0.00	0.00	0.00	0.00	0.00
60R---	1999	0---	-- -----		0.00	0.00	0.00	0.00	0.00	0.00
60R---	19--	----	-- -----		542,425.00	167,303.75	309,205.21	0.00	0.00	233,219.79
60R010	3925	0000	00 000000	State Maintenance Grant	0.00	0.00	0.00	0.00	0.00	0.00
60R---	3925	0---	-- -----		0.00	0.00	0.00	0.00	0.00	0.00
60R---	39--	----	-- -----		0.00	0.00	0.00	0.00	0.00	0.00
60R342	4999	0000	00 000000	ESSER II CONSTRUCTION REVENUE	0.00	0.00	0.00	0.00	0.00	0.00
60R343	4999	0000	00 000000	ESSER III CONSTRUCTION	0.00	0.00	0.00	0.00	0.00	0.00
60R---	4999	0---	-- -----		0.00	0.00	0.00	0.00	0.00	0.00
60R---	49--	----	-- -----		0.00	0.00	0.00	0.00	0.00	0.00
60R010	7110	0000	00 000000	Transfer of Working Cash	0.00	0.00	0.00	0.00	0.00	0.00
60R---	7110	0---	-- -----		0.00	0.00	0.00	0.00	0.00	0.00
60R---	71--	----	-- -----		0.00	0.00	0.00	0.00	0.00	0.00
60R010	7210	0000	00 000000	Bonds Sold	0.00	0.00	0.00	0.00	0.00	0.00
60R---	7210	0---	-- -----		0.00	0.00	0.00	0.00	0.00	0.00
60R---	72--	----	-- -----		0.00	0.00	0.00	0.00	0.00	0.00
60R010	7990	0000	00 000000	Other WR Fund Balance	0.00	0.00	0.00	0.00	0.00	0.00
60R---	7990	0---	-- -----		0.00	0.00	0.00	0.00	0.00	0.00
60R---	79--	----	-- -----		0.00	0.00	0.00	0.00	0.00	0.00
60R010	8990	0000	00 000000	Transfer to Fund Balance to LS	0.00	0.00	0.00	0.00	0.00	0.00
60R---	8990	0---	-- -----		0.00	0.00	0.00	0.00	0.00	0.00
60R---	89--	----	-- -----		0.00	0.00	0.00	0.00	0.00	0.00
6-R---	----	----	-- -----		543,425.00	167,392.22	310,155.07	0.00	0.00	233,269.93
70R010	1115	0000	00 000000	Working Cash Levy	123,372.00	13.49	124,931.16	0.00	0.00	-1,559.16
70R---	1115	0---	-- -----		123,372.00	13.49	124,931.16	0.00	0.00	-1,559.16
70R---	11--	----	-- -----		123,372.00	13.49	124,931.16	0.00	0.00	-1,559.16
70R010	1510	0000	00 000000	Earnings on Investments	3,000.00	293.50	2,880.14	0.00	0.00	119.86
70R---	1510	0---	-- -----		3,000.00	293.50	2,880.14	0.00	0.00	119.86
70R---	15--	----	-- -----		3,000.00	293.50	2,880.14	0.00	0.00	119.86
70R010	7990	0000	00 000000	Other WR Fund Balance	0.00	0.00	0.00	0.00	0.00	0.00
70R---	7990	0---	-- -----		0.00	0.00	0.00	0.00	0.00	0.00
70R---	79--	----	-- -----		0.00	0.00	0.00	0.00	0.00	0.00
70R010	8110	0000	00 000000	Abatement of Working Cash	0.00	0.00	0.00	0.00	0.00	0.00
70R---	8110	0---	-- -----		0.00	0.00	0.00	0.00	0.00	0.00
70R---	81--	----	-- -----		0.00	0.00	0.00	0.00	0.00	0.00

Account Level				2021-22	March 2021-22	2021-22	2021-22	Encumbered	2021-22	
FDTLOC	FUNC	OBJ	SJ	Description	Budget	Monthly Activity	FYTD Activity	Batch Activity	Amount	Available Funds
7-R---	----	----	----		126,372.00	306.99	127,811.30	0.00	0.00	-1,439.30
80R010	1120	0000	00 000000	TORT LEVY	1,533,000.00	165.03	1,532,584.81	0.00	0.00	415.19
80R---	1120	0---	----		1,533,000.00	165.03	1,532,584.81	0.00	0.00	415.19
80R---	11--	----	----		1,533,000.00	165.03	1,532,584.81	0.00	0.00	415.19
80R010	1510	0000	00 000000	Tort Int	4,000.00	405.81	3,544.23	0.00	0.00	455.77
80R---	1510	0---	----		4,000.00	405.81	3,544.23	0.00	0.00	455.77
80R---	15--	----	----		4,000.00	405.81	3,544.23	0.00	0.00	455.77
80R010	1950	0000	00 000000	Refund of Prior yr Exp	0.00	0.00	0.00	0.00	0.00	0.00
80R---	1950	0---	----		0.00	0.00	0.00	0.00	0.00	0.00
80R---	19--	----	----		0.00	0.00	0.00	0.00	0.00	0.00
80R010	7990	0000	00 000000	Other WR Fund Balance	0.00	0.00	0.00	0.00	0.00	0.00
80R---	7990	0---	----		0.00	0.00	0.00	0.00	0.00	0.00
80R---	79--	----	----		0.00	0.00	0.00	0.00	0.00	0.00
8-R---	----	----	----		1,537,000.00	570.84	1,536,129.04	0.00	0.00	870.96
90R010	1118	0000	00 000000	Life Safety Levy	123,372.00	13.49	124,931.16	0.00	0.00	-1,559.16
90R---	1118	0---	----		123,372.00	13.49	124,931.16	0.00	0.00	-1,559.16
90R---	11--	----	----		123,372.00	13.49	124,931.16	0.00	0.00	-1,559.16
90R010	1510	0000	00 000000	Earnings on Investments	1,000.00	100.72	1,057.62	0.00	0.00	-57.62
90R370	1510	0000	00 370000	L/S Bond Int	0.00	0.00	0.00	0.00	0.00	0.00
90R---	1510	0---	----		1,000.00	100.72	1,057.62	0.00	0.00	-57.62
90R---	15--	----	----		1,000.00	100.72	1,057.62	0.00	0.00	-57.62
90R010	1999	0000	00 000000	Life Safety Other Rev	0.00	0.00	0.00	0.00	0.00	0.00
90R---	1999	0---	----		0.00	0.00	0.00	0.00	0.00	0.00
90R---	19--	----	----		0.00	0.00	0.00	0.00	0.00	0.00
90R010	3925	0000	00 000000	State Maint Grant	0.00	0.00	0.00	0.00	0.00	0.00
90R---	3925	0---	----		0.00	0.00	0.00	0.00	0.00	0.00
90R---	39--	----	----		0.00	0.00	0.00	0.00	0.00	0.00
90R010	7990	0000	00 000000	Other WR Fund Balance	0.00	0.00	0.00	0.00	0.00	0.00
90R---	7990	0---	----		0.00	0.00	0.00	0.00	0.00	0.00
90R---	79--	----	----		0.00	0.00	0.00	0.00	0.00	0.00
9-R---	----	----	----		124,372.00	114.21	125,988.78	0.00	0.00	-1,616.78
--R---	----	----	----		30,535,269.00	2,218,771.68	26,744,296.95	0.00	0.00	3,790,972.05
10E060	1100	1100	00 000000	Fine Arts Cert Sal	0.00	0.00	0.00	0.00	0.00	0.00
10E070	1100	1100	00 000000	21st Century Sal	135,000.00	16,410.00	115,066.00	0.00	0.00	19,934.00
10E340	1100	1100	00 000000	ESSER Instruction Salary	0.00	0.00	0.00	0.00	0.00	0.00
10E342	1100	1100	00 000000	ESSER II Instruction Salary	10,080.00	0.00	0.00	0.00	0.00	10,080.00
10E343	1100	1100	00 000000	ESSER III INSTRUCTION SALARY	0.00	6,758.06	87,854.78	0.00	0.00	-87,854.78
10E470	1100	1100	00 470000	21st Century Grant Sal	50,000.00	0.00	31,461.50	0.00	0.00	18,538.50
10E030	1100	1110	00 000000	Fuel Up 60 Salaries	0.00	0.00	0.00	0.00	0.00	0.00
10E070	1100	1110	00 000000	21st Century TA/Aide Sal	50,000.00	5,232.00	33,365.00	0.00	0.00	16,635.00

Account Level				2021-22	March 2021-22	2021-22	2021-22	Encumbered	2021-22	
FDTLOC	FUNC	OBJ	SJ	Description	Budget	Monthly Activity	FYTD Activity	Batch Activity	Amount	Available Funds
10E343	1100	1110	00	000000	0.00	3,552.50	45,472.00	0.00	0.00	-45,472.00
10E470	1100	1110	00	470000	25,000.00	0.00	2,915.50	0.00	0.00	22,084.50
10E190	1100	1200	00	190000	0.00	0.00	0.00	0.00	0.00	0.00
10E340	1100	1200	00	340000	10,000.00	60.00	4,092.50	0.00	0.00	5,907.50
10E470	1100	1210	00	470000	0.00	0.00	0.00	0.00	0.00	0.00
10E---	1100	1---	--	-----	280,080.00	32,012.56	320,227.28	0.00	0.00	-40,147.28
10E343	1100	2100	00	000000	0.00	0.00	0.00	0.00	0.00	0.00
10E030	1100	2110	00	000000	0.00	0.00	0.00	0.00	0.00	0.00
10E060	1100	2110	00	000000	0.00	0.00	0.00	0.00	0.00	0.00
10E070	1100	2110	00	000000	30,000.00	3,947.55	28,325.16	0.00	0.00	1,674.84
10E190	1100	2110	00	190000	0.00	0.00	0.00	0.00	0.00	0.00
10E340	1100	2110	00	000000	0.00	0.00	0.00	0.00	0.00	0.00
10E340	1100	2110	00	340000	12,000.00	6.95	815.17	0.00	0.00	11,184.83
10E342	1100	2110	00	000000	2,102.00	0.00	0.00	0.00	0.00	2,102.00
10E343	1100	2110	00	000000	50,000.00	783.48	10,184.04	0.00	0.00	39,815.96
10E470	1100	2110	00	470000	6,300.00	0.00	3,360.62	0.00	0.00	2,939.38
10E470	1100	2130	00	470000	0.00	0.00	0.00	0.00	0.00	0.00
10E070	1100	2200	00	000000	0.00	0.00	0.00	0.00	0.00	0.00
10E340	1100	2200	00	000000	0.00	0.00	0.00	0.00	0.00	0.00
10E342	1100	2200	00	000000	0.00	0.00	0.00	0.00	0.00	0.00
10E343	1100	2200	00	000000	0.00	610.50	7,936.50	0.00	0.00	-7,936.50
10E343	1100	2210	00	000000	0.00	307.00	3,984.50	0.00	0.00	-3,984.50
10E---	1100	2---	--	-----	100,402.00	5,655.48	54,605.99	0.00	0.00	45,796.01
10E060	1100	3190	00	000000	0.00	0.00	0.00	0.00	0.00	0.00
10E070	1100	3190	00	000000	25,000.00	1,272.00	14,629.75	0.00	0.00	10,370.25
10E340	1100	3190	00	340000	20,000.00	0.00	8,412.00	0.00	0.00	11,588.00
10E342	1100	3190	00	000000	145,000.00	-44,814.00	132,641.80	0.00	0.00	12,358.20
10E343	1100	3190	00	000000	0.00	78,086.00	78,086.00	0.00	0.00	-78,086.00
10E370	1100	3190	00	370000	0.00	0.00	3,130.00	0.00	0.00	-3,130.00
10E470	1100	3190	00	470000	13,000.00	0.00	10,264.20	0.00	299.85	2,435.95
10E680	1100	3190	00	680000	0.00	0.00	0.00	0.00	0.00	0.00
10E060	1100	3230	00	000000	0.00	0.00	0.00	0.00	0.00	0.00
10E---	1100	3---	--	-----	203,000.00	34,544.00	247,163.75	0.00	299.85	-44,463.60
10E030	1100	4100	00	000000	0.00	0.00	0.00	0.00	0.00	0.00
10E060	1100	4100	00	000000	0.00	0.00	0.00	0.00	0.00	0.00
10E070	1100	4100	00	000000	26,000.00	497.23	12,350.63	0.00	1,289.12	12,360.25
10E340	1100	4100	00	340000	3,625.00	0.00	2,767.37	0.00	0.00	857.63
10E342	1100	4100	00	000000	150,000.00	-13,120.09	96,759.33	0.00	8,366.56	44,874.11
10E343	1100	4100	00	000000	0.00	13,187.92	13,187.92	0.00	0.00	-13,187.92
10E345	1100	4100	00	345000	0.00	0.00	0.00	0.00	0.00	0.00

FDTLOC	FUNC	OBJ	SJ	Account Level Description	2021-22 Budget	March 2021-22 Monthly Activity	2021-22 FYTD Activity	2021-22 Batch Activity	Encumbered Amount	2021-22 Available Funds
10E370	1100	4100	00	3700000	Digital Equity - Supplies	0.00	0.00	0.00	0.00	0.00
10E470	1100	4100	00	4700000	21st Century Supplies	9,500.00	46.66	13,920.84	26,750.89	-31,171.73
10E680	1100	4100	00	6800000	CarrieWinters Math/Sci Supp	0.00	0.00	0.00	0.00	0.00
10E730	1100	4100	00	7300000	JFF SUPPLIES	0.00	0.00	0.00	8,889.83	-8,889.83
10E---	1100	4---	--	-----	189,125.00	611.72	138,986.09	0.00	45,296.40	4,842.51
10E060	1100	5500	00	0000000	Fine Arts Equip	0.00	0.00	0.00	0.00	0.00
10E190	1100	5500	00	1900000	Title VI Rural Ed Equip	0.00	0.00	0.00	0.00	0.00
10E340	1100	5500	00	3400000	ESSER Equipment	550.00	0.00	0.00	0.00	550.00
10E342	1100	5500	00	0000000	ESSER II Equipment	460,283.00	0.00	452,852.94	0.00	7,430.06
10E370	1100	5500	00	3700000	Digital Equity - Equipment	0.00	0.00	43,225.00	0.00	-43,225.00
10E470	1100	5500	00	4700000	21st Century Equip	0.00	0.00	0.00	0.00	0.00
10E---	1100	5---	--	-----	460,833.00	0.00	496,077.94	0.00	0.00	-35,244.94
10E020	1110	1100	00	0000000	RCES Teach Sal	2,400,000.00	-7,350.31	1,569,135.70	0.00	830,864.30
10E030	1110	1100	00	0000000	WRES Teach Sal	0.00	0.00	0.00	0.00	0.00
10E160	1110	1100	00	1600000	Ed Jobs Fund Sal	0.00	0.00	0.00	0.00	0.00
10E020	1110	1110	00	0000000	RCES Aide/TA Sal	49,329.00	2,842.00	11,865.67	0.00	37,463.33
10E030	1110	1110	00	0000000	WRES Aid/TAr Sal	0.00	0.00	14.00	0.00	-14.00
10E020	1110	1200	00	0000000	RCES Sub Teach Sal	115,000.00	9,617.50	85,290.84	0.00	29,709.16
10E030	1110	1200	00	0000000	WRES Sub Teach Sal	0.00	0.00	282.50	0.00	-282.50
10E020	1110	1210	00	0000000	RCES Sub Teach Aide Sal	16,000.00	2,184.25	25,005.50	0.00	-9,005.50
10E---	1110	1---	--	-----	2,580,329.00	7,293.44	1,691,594.21	0.00	0.00	888,734.79
10E020	1110	2110	00	0000000	RCES TRS	225,000.00	22,789.81	166,294.13	0.00	58,705.87
10E030	1110	2110	00	0000000	WRES TRS	0.00	0.00	10.98	0.00	-10.98
10E160	1110	2110	00	1600000	Ed Jobs Fund TRS	0.00	0.00	0.00	0.00	0.00
10E020	1110	2130	00	0000000	RCES	0.00	0.00	0.00	0.00	0.00
10E020	1110	2200	00	0000000	RCES Ins Benefit	250,000.00	18,010.50	162,951.35	0.00	87,048.65
10E030	1110	2200	00	0000000	WRES Ins Ben	0.00	0.00	0.00	0.00	0.00
10E160	1110	2200	00	1600000	Ed Jobs Fund Ben	0.00	0.00	0.00	0.00	0.00
10E---	1110	2---	--	-----	475,000.00	40,800.31	329,256.46	0.00	0.00	145,743.54
10E020	1110	3190	00	0000000	RCES Pur Ser Agreements	40,000.00	-14,025.00	28,262.92	2,824.00	8,913.08
10E030	1110	3190	00	0000000	WRES Pur Serv	0.00	0.00	0.00	0.00	0.00
10E670	1110	3190	00	0000000	Tiger Safari Pur Serv	0.00	0.00	0.00	0.00	0.00
10E020	1110	3230	00	0000000	RCES Repair/Maintenance	0.00	0.00	0.00	0.00	500.00
10E020	1110	3230	61	0000000	RCES Computer Rep/Maint	500.00	0.00	0.00	0.00	500.00
10E030	1110	3230	00	0000000	WRES Rep.Main	0.00	0.00	0.00	0.00	0.00
10E030	1110	3230	61	0000000	WRES Computer Rep/Maint	0.00	0.00	0.00	0.00	0.00
10E020	1110	3240	00	0000000	RCES Copier Repair	2,500.00	86.00	1,108.00	892.00	500.00
10E030	1110	3240	00	0000000	WRES Copier Rep Maint	0.00	0.00	0.00	0.00	0.00
10E020	1110	3260	00	0000000	RCES Postage	6,000.00	0.00	3.00	40.66	5,956.34
10E030	1110	3260	00	0000000	WRES Postage	0.00	0.00	0.00	0.00	0.00

Account Level				2021-22	March 2021-22	2021-22	2021-22	Encumbered	2021-22	
FDTLOC	FUNC	OBJ	SJ	Description	Budget	Monthly Activity	FYTD Activity	Batch Activity	Amount	Available Funds
10E020	1110	3320	00 000000	RCES Travel	0.00	0.00	0.00	0.00	0.00	500.00
10E030	1110	3320	00 000000	WRES TRAVEL	0.00	0.00	0.00	0.00	0.00	0.00
10E020	1110	3400	00 000000	RCES Internet	0.00	0.00	0.00	0.00	0.00	0.00
10E030	1110	3400	00 000000	WRES Internet	0.00	0.00	0.00	0.00	0.00	0.00
10E---	1110	3---	-- -----		49,000.00	-13,939.00	29,373.92	0.00	3,756.66	16,869.42
10E020	1110	4100	00 000000	RCES Supplies	45,000.00	2,006.05	41,362.11	0.00	7,314.63	-3,676.74
10E020	1110	4100	02 000000	RCES Art Supplies	7,165.00	907.38	6,935.60	0.00	712.04	-482.64
10E020	1110	4100	05 000000	RCES Read 180 Supp	0.00	0.00	0.00	0.00	0.00	0.00
10E020	1110	4100	06 000000	RCES Spanish Supplies	0.00	0.00	0.00	0.00	0.00	0.00
10E020	1110	4100	12 000000	RCES Music Supplies	1,500.00	0.00	499.54	0.00	519.79	480.67
10E020	1110	4100	13 000000	RCES Science Supp	5,000.00	963.57	2,908.10	168.45	480.80	1,442.65
10E020	1110	4100	50 000000	RCES PE Supplies	1,300.00	27.94	1,196.38	0.00	0.00	103.62
10E020	1110	4100	61 000000	RCES Computer Supplies	6,000.00	721.33	3,413.30	0.00	139.73	2,446.97
10E030	1110	4100	00 000000	WRES Supplies	0.00	0.00	0.00	0.00	0.00	0.00
10E030	1110	4100	02 000000	WRES Art Supp	0.00	0.00	0.00	0.00	0.00	0.00
10E030	1110	4100	12 000000	WRES Music Supp	0.00	0.00	0.00	0.00	0.00	0.00
10E030	1110	4100	50 000000	WRES PE Supp	0.00	0.00	0.00	0.00	0.00	0.00
10E030	1110	4100	61 000000	WRES Computer Supp	0.00	0.00	0.00	0.00	0.00	0.00
10E190	1110	4100	00 190000	Title VI Rural Ed Supp	0.00	0.00	0.00	0.00	0.00	0.00
10E270	1110	4100	00 270000	Title I S&A Supplies	4,000.00	0.00	0.00	0.00	0.00	4,000.00
10E670	1110	4100	00 670000	Tiger Safari Supp	0.00	0.00	0.00	0.00	0.00	0.00
10E020	1110	4110	00 000000	RCES Instructional Supp	200.00	0.00	21.96	0.00	10.60	167.44
10E020	1110	4130	00 000000	RCES ID Badge Supp	0.00	0.00	0.00	0.00	0.00	0.00
10E020	1110	4200	00 000000	RCES New Textbooks	0.00	0.00	0.00	0.00	0.00	1,000.00
10E030	1110	4200	00 000000	WRES New Textbooks	0.00	0.00	0.00	0.00	0.00	0.00
10E020	1110	4210	00 000000	RCES Replacement Textbks	250.00	0.00	0.00	0.00	0.00	250.00
10E030	1110	4210	00 000000	WRES Replacement Textbooks	0.00	0.00	0.00	0.00	0.00	0.00
10E020	1110	4220	00 000000	RCES Workbooks	0.00	0.00	0.00	0.00	0.00	0.00
10E030	1110	4220	00 000000	WRES Workbooks	0.00	0.00	0.00	0.00	0.00	0.00
10E020	1110	4240	00 000000	RCES Copier Paper/Toner	9,000.00	0.00	7,046.95	0.00	2,953.05	-1,000.00
10E030	1110	4240	00 000000	WRES Copier Paper/Toner	0.00	0.00	0.00	0.00	0.00	0.00
10E020	1110	4250	00 000000	RCES Copier Parts	8,000.00	2,113.00	6,293.00	0.00	1,207.00	500.00
10E030	1110	4250	00 000000	WRES Copier Parts	0.00	0.00	0.00	0.00	0.00	0.00
10E020	1110	4700	00 000000	RCES Software	4,735.00	0.00	4,464.99	0.00	270.00	5,265.01
10E030	1110	4700	00 000000	WRES Software	0.00	0.00	0.00	0.00	0.00	0.00
10E---	1110	4---	-- -----		92,150.00	6,739.27	74,141.93	168.45	13,607.64	10,496.98
10E020	1110	5500	00 000000	RCES Equipment	2,000.00	0.00	1,799.98	0.00	0.00	200.02
10E020	1110	5500	61 000000	RCES Computer Equipment	1,000.00	0.00	898.91	0.00	0.00	101.09
10E030	1110	5500	00 000000	WRES Equip	0.00	0.00	0.00	0.00	0.00	0.00
10E030	1110	5500	61 000000	WRES Computer Equip	0.00	0.00	0.00	0.00	0.00	0.00

Account Level				2021-22	March 2021-22	2021-22	2021-22	Encumbered	2021-22	
FDTLOC	FUNC	OBJ	SJ	Description	Budget	Monthly Activity	FYTD Activity	Batch Activity	Amount	Available Funds
10E---	1110	5---	--	-----	3,000.00	0.00	2,698.89	0.00	0.00	301.11
10E040	1120	1100	00	000000 RCMS Teach Sal	1,400,000.00	-11,388.18	913,372.02	0.00	0.00	486,627.98
10E160	1120	1100	00	160000 Ed Jobs Fund Sal	0.00	0.00	0.00	0.00	0.00	0.00
10E040	1120	1110	00	000000 RCMS TA/Aide Sal	0.00	0.00	0.00	0.00	0.00	0.00
10E040	1120	1200	00	000000 RCMS Sub Teach Sal	20,000.00	4,656.98	21,321.80	0.00	0.00	-1,321.80
10E040	1120	1210	00	000000 RCMS Sub TA/Aide Sal	0.00	0.00	0.00	0.00	0.00	0.00
10E040	1120	1400	00	000000 Bass Tutoring Salary	0.00	0.00	0.00	0.00	0.00	0.00
10E---	1120	1---	--	-----	1,420,000.00	-6,731.20	934,693.82	0.00	0.00	485,306.18
10E040	1120	2110	00	000000 RCMS TRS	140,000.00	13,561.70	94,891.77	0.00	0.00	45,108.23
10E160	1120	2110	00	160000 Ed Jobs Fund TRS	0.00	0.00	0.00	0.00	0.00	0.00
10E040	1120	2130	00	000000	0.00	0.00	0.00	0.00	0.00	0.00
10E160	1120	2130	00	160000	0.00	0.00	0.00	0.00	0.00	0.00
10E040	1120	2200	00	000000 RCMS Ins Benefit	151,800.00	12,206.00	107,054.00	0.00	0.00	44,746.00
10E160	1120	2200	00	160000 Ed Jobs Fund Ben	0.00	0.00	0.00	0.00	0.00	0.00
10E---	1120	2---	--	-----	291,800.00	25,767.70	201,945.77	0.00	0.00	89,854.23
10E040	1120	3190	00	000000 RCMS Pur Serv Agreements	23,350.00	-15,525.00	9,342.68	0.00	0.00	14,007.32
10E040	1120	3190	05	000000 RCMS Lang Arts Purchase Servic	96.00	0.00	8.99	0.00	0.00	87.01
10E040	1120	3190	11	000000 RCMS Math Pur Serv	0.00	0.00	1,689.00	0.00	0.00	-1,689.00
10E040	1120	3190	61	000000 RCMS Comp Pur Serv	0.00	0.00	0.00	0.00	0.00	0.00
10E730	1120	3190	00	730000 JFF Tech Pur Serv	0.00	0.00	132.64	0.00	0.00	-132.64
10E040	1120	3230	00	000000 RCMS Repair/Maintenance	0.00	0.00	0.00	0.00	0.00	0.00
10E040	1120	3230	61	000000 RCMS Computer Rep/Maint	1,500.00	0.00	0.00	0.00	0.00	1,500.00
10E040	1120	3240	00	000000 RCMS Copier Repair ONLY	400.00	0.00	0.00	0.00	0.00	400.00
10E040	1120	3260	00	000000 RCMS Postage	3,000.00	0.00	0.00	0.00	40.66	2,959.34
10E040	1120	3320	00	000000 RCMS Travel	100.00	0.00	0.00	0.00	0.00	100.00
10E040	1120	3400	00	000000 RCMS Internet	0.00	0.00	0.00	0.00	0.00	0.00
10E---	1120	3---	--	-----	28,446.00	-15,525.00	11,173.31	0.00	40.66	17,232.03
10E040	1120	4100	00	000000 RCMS Gen Classroom Supp	3,500.00	245.88	1,836.80	0.00	7,508.99	-5,845.79
10E040	1120	4100	02	000000 RCMS Art Supplies	2,000.00	785.66	1,994.10	0.00	0.00	5.90
10E040	1120	4100	05	000000 RCMS Lang Art Supp	654.00	0.00	120.00	0.00	0.00	534.00
10E040	1120	4100	08	000000 RCMS Health Class Supp	0.00	0.00	0.00	0.00	0.00	0.00
10E040	1120	4100	10	000000 RCMS Enrichment Class Supplies	250.00	0.00	189.95	0.00	60.05	0.00
10E040	1120	4100	11	000000 RCMS Math Supplies	1,000.00	543.17	693.52	0.00	129.02	177.46
10E040	1120	4100	12	000000 RCMS Band Supp	2,400.00	0.00	2,400.00	0.00	0.00	0.00
10E040	1120	4100	13	000000 RCMS Science Supplies	2,000.00	1,280.66	1,425.77	0.00	247.73	326.50
10E040	1120	4100	15	000000 RCMS Social Studies Supp	750.00	0.00	324.99	0.00	0.00	425.01
10E040	1120	4100	50	000000 RCMS PE Supplies	1,300.00	1,352.52	1,352.52	0.00	0.00	-52.52
10E040	1120	4100	61	000000 RCMS Computer Supplies	11,650.00	0.00	2,277.48	0.00	299.00	9,073.52
10E040	1120	4100	80	000000 RCMS Chorus Supp	0.00	0.00	0.00	0.00	0.00	0.00
10E120	1120	4100	00	120000 Laptop Grant Instruc Supplies	0.00	0.00	0.00	0.00	0.00	0.00

Account Level				2021-22	March 2021-22	2021-22	2021-22	Encumbered	2021-22	
FDTLOC	FUNC	OBJ	SJ	Description	Budget	Monthly Activity	FYTD Activity	Batch Activity	Amount	Available Funds
10E170	1120	4100	00	170000	NCTM Math Supp	0.00	0.00	0.00	0.00	0.00
10E730	1120	4100	00	730000	JFF Tech Supp	250.00	0.00	230.97	0.00	19.03
10E040	1120	4110	00	000000	RCMS Intergraded Supp	0.00	0.00	0.00	0.00	0.00
10E040	1120	4120	00	000000	RCMS Read 180 Supplies	0.00	0.00	0.00	0.00	0.00
10E040	1120	4130	00	000000	RCMS ID Badge Supplies	0.00	0.00	0.00	0.00	0.00
10E040	1120	4200	00	000000	RCMS New Textbooks	0.00	0.00	0.00	0.00	0.00
10E040	1120	4210	00	000000	RCMS Replace Textbooks	1,135.00	0.00	0.00	0.00	1,135.00
10E040	1120	4220	00	000000	RCMS Workbooks	0.00	0.00	0.00	0.00	0.00
10E040	1120	4230	00	000000	RCMS A.R. Books	300.00	0.00	0.00	0.00	300.00
10E040	1120	4240	00	000000	RCMS Copier Riso Ppr/Tnr	5,000.00	1,403.00	3,811.50	99.00	1,089.50
10E040	1120	4700	00	000000	RCMS Software	5,300.00	0.00	0.00	0.00	5,300.00
10E120	1120	4700	00	120000	Laptop Grant Software	0.00	0.00	0.00	0.00	0.00
10E040	1120	4900	00	000000	RCMS PE Locks	0.00	0.00	0.00	0.00	0.00
10E040	1120	4910	00	000000	RCMS PE Uniforms	7,500.00	0.00	7,274.00	0.00	226.00
10E---	1120	4---	--	-----	44,989.00	5,610.89	23,931.60	0.00	8,343.79	12,713.61
10E040	1120	5500	00	000000	RCMS Equipment	6,150.00	0.00	5,594.96	0.00	555.04
10E040	1120	5500	50	000000	RCMS PE Equipment	0.00	0.00	0.00	0.00	0.00
10E040	1120	5500	61	000000	RCMS Computer Equipment	2,000.00	0.00	899.18	0.00	1,100.82
10E040	1120	5500	80	000000	RCMS Band & Chorus Equip	2,400.00	0.00	2,400.00	0.00	0.00
10E120	1120	5500	00	120000	Laptop Grant Equipment	0.00	0.00	0.00	0.00	0.00
10E730	1120	5500	00	730000	JFF Tech Equip	2,500.00	0.00	1,309.99	0.00	1,190.01
10E---	1120	5---	--	-----	13,050.00	0.00	10,204.13	0.00	0.00	2,845.87
10E110	1125	1100	00	110000	Pre K Teacher Salary	0.00	0.00	36,465.14	0.00	-36,465.14
10E210	1125	1100	00	210000	Roe Pre K Teach Salary	0.00	0.00	182.00	0.00	-182.00
10E510	1125	1100	00	510000	Pre K Teacher Salary	250,000.00	20,440.76	142,668.34	0.00	107,331.66
10E110	1125	1110	00	110000	Pre K Aide Salary	0.00	0.00	16,915.12	0.00	-16,915.12
10E210	1125	1110	00	210000	ROE Pre K Aide Salary	0.00	0.00	0.00	0.00	0.00
10E510	1125	1110	00	510000	Pre K Aide Salary	115,000.00	8,540.74	61,761.22	0.00	53,238.78
10E110	1125	1200	00	110000	Pre K Sub Teach Salary	0.00	0.00	0.00	0.00	0.00
10E210	1125	1200	00	210000	ROE Pre K Sub Teach Sal	0.00	0.00	0.00	0.00	0.00
10E510	1125	1200	00	510000	Pre K Sub Teach Salary	7,500.00	105.00	7,526.70	0.00	-26.70
10E110	1125	1210	00	110000	Pre K Sub Aide Salary	0.00	0.00	0.00	0.00	0.00
10E210	1125	1210	00	210000	ROE Pre K Sub Aide Sal	0.00	0.00	0.00	0.00	0.00
10E510	1125	1210	00	510000	Pre K Sub Aide Salary	0.00	200.20	1,697.15	0.00	-1,697.15
10E---	1125	1---	--	-----	372,500.00	29,286.70	267,215.67	0.00	0.00	105,284.33
10E110	1125	2110	00	110000	Pre K TRS	0.00	0.00	0.00	0.00	0.00
10E210	1125	2110	00	210000	ROE Pre K TRS	0.00	0.00	0.00	0.00	0.00
10E510	1125	2110	00	510000	Pre K TRS	30,000.00	2,724.88	19,166.68	0.00	10,833.32
10E110	1125	2130	00	110000		0.00	0.00	0.00	0.00	0.00
10E210	1125	2130	00	210000		0.00	0.00	0.00	0.00	0.00

Account Level				2021-22	March 2021-22	2021-22	2021-22	Encumbered	2021-22	
FDTLOC	FUNC	OBJ	SJ	Description	Budget	Monthly Activity	FYTD Activity	Batch Activity	Amount	Available Funds
10E110	1125	2200	00	110000	Pre K Ins Ben	0.00	0.00	6,488.00	0.00	-6,488.00
10E210	1125	2200	00	210000	ROE Pre K Ins Ben	0.00	0.00	0.00	0.00	0.00
10E510	1125	2200	00	510000	Pre K Ins Ben	30,000.00	3,968.70	28,391.20	0.00	1,608.80
10E---	1125	2---	--	-----		60,000.00	6,693.58	54,045.88	0.00	5,954.12
10E110	1125	3190	00	110000	Pre K Pur Serv	0.00	0.00	0.00	0.00	0.00
10E510	1125	3190	00	510000	Pre K Pur Serv	2,000.00	0.00	1,990.00	0.00	10.00
10E---	1125	3---	--	-----		2,000.00	0.00	1,990.00	0.00	10.00
10E110	1125	4100	00	110000	Pre K Supplies	12,000.00	0.00	11,823.88	0.00	-14,943.58
10E210	1125	4100	00	210000	ROE Pre K Supplies	0.00	0.00	0.00	0.00	0.00
10E510	1125	4100	00	510000	Pre K Supplies	4,500.00	0.00	247.03	0.00	4,252.97
10E---	1125	4---	--	-----		16,500.00	0.00	12,070.91	0.00	-14,943.58
10E110	1125	5500	00	110000	Pre K Equip	0.00	0.00	0.00	0.00	0.00
10E510	1125	5500	00	510000	Pre K Equip	2,000.00	0.00	0.00	0.00	2,000.00
10E---	1125	5---	--	-----		2,000.00	0.00	0.00	0.00	2,000.00
10E510	1125	6900	00	510000	Refund of PreK Proceeds	150.00	0.00	142.00	0.00	8.00
10E---	1125	6---	--	-----		150.00	0.00	142.00	0.00	8.00
10E050	1130	1100	00	000000	RCHS Teacher Salary	1,500,000.00	-71,835.86	930,961.56	0.00	569,038.44
10E160	1130	1100	00	160000	Ed Jobs Fund Sal	0.00	0.00	0.00	0.00	0.00
10E050	1130	1110	00	000000	RCHS Aide/Asst Sal	0.00	5,765.94	42,899.10	0.00	-42,899.10
10E050	1130	1200	00	000000	RCHS Sub Teach Sal	40,000.00	5,710.79	26,890.73	0.00	13,109.27
10E050	1130	1210	00	000000	RCHS Sub Aide/Asst Sal	0.00	0.00	80.00	0.00	-80.00
10E050	1130	1300	00	000000	RCHS Remedial Tutoring	0.00	0.00	0.00	0.00	0.00
10E---	1130	1---	--	-----		1,540,000.00	-60,359.13	1,000,831.39	0.00	539,168.61
10E050	1130	2110	00	000000	RCHS Teach TRS	181,100.00	15,618.18	108,836.47	0.00	72,263.53
10E160	1130	2110	00	160000	Ed Jobs Fund TRS	0.00	0.00	0.00	0.00	0.00
10E050	1130	2200	00	000000	RCHS Ins Benefit	165,276.00	14,646.00	123,996.00	0.00	41,280.00
10E160	1130	2200	00	160000	Ed Jobs Fund Ben	0.00	0.00	0.00	0.00	0.00
10E---	1130	2---	--	-----		346,376.00	30,264.18	232,832.47	0.00	113,543.53
10E050	1130	3190	00	000000	RCHS Purchase Serv	10,000.00	0.00	5,964.65	0.00	4,035.35
10E050	1130	3190	06	000000	RCHS Foreign Lang P/S	303.00	0.00	0.00	0.00	303.00
10E050	1130	3190	12	000000	RCHS Vocal Music Pur Ser	1,510.00	0.00	480.00	600.00	430.00
10E050	1130	3190	13	000000	RCHS Science Pur Serv	95.00	0.00	0.00	0.00	95.00
10E050	1130	3190	50	000000	RCHS PE Purchase Serv	0.00	0.00	0.00	0.00	0.00
10E050	1130	3190	60	000000	RCHS Ren Scholarship	1,000.00	0.00	0.00	0.00	1,000.00
10E050	1130	3190	80	000000	RCHS Instr Music Pur Ser	6,215.00	0.00	6,078.53	0.00	106.47
10E290	1130	3190	00	290000	JFF Bio Med Purchase Service	2,000.00	0.00	2,200.00	0.00	-200.00
10E050	1130	3230	00	000000	RCHS Repair/Maint	750.00	0.00	322.00	178.00	250.00
10E050	1130	3230	02	000000	RCHS Art Rep/Maint	0.00	0.00	0.00	0.00	0.00
10E050	1130	3230	13	000000	RCHS Science Rep/Maint	500.00	0.00	0.00	0.00	500.00
10E050	1130	3230	61	000000	RCHS Computer Rep/Maint	2,000.00	0.00	0.00	0.00	2,000.00

Account Level				2021-22	March 2021-22	2021-22	2021-22	Encumbered	2021-22		
FDTLOC	FUNC	OBJ	SJ	Description	Budget	Monthly Activity	FYTD Activity	Batch Activity	Amount	Available Funds	
10E050	1130	3230	80	000000	RCHS Instr Mus Rep/Maint	3,530.00	0.00	3,521.14	0.00	225.86	-217.00
10E050	1130	3240	00	000000	RCHS Copier Repair Only	2,000.00	240.00	240.00	0.00	0.00	1,760.00
10E050	1130	3260	00	000000	RCHS Postage	8,000.00	0.00	0.00	0.00	40.68	7,959.32
10E050	1130	3310	80	000000	RCHS Summer Band Trip	0.00	0.00	0.00	0.00	0.00	0.00
10E050	1130	3320	00	000000	RCHS Travel	2,000.00	0.00	1,132.83	0.00	0.00	867.17
10E050	1130	3320	12	000000	RCHS Vocal Travel	200.00	0.00	0.00	0.00	0.00	200.00
10E050	1130	3320	80	000000	RCHS Band Travel	1,100.00	0.00	0.00	0.00	0.00	1,100.00
10E050	1130	3400	00	000000	RCHS Internet	5,000.00	0.00	25.98	0.00	0.00	4,974.02
10E---	1130	3---	--	-----		46,203.00	240.00	19,965.13	0.00	1,074.54	25,163.33
10E050	1130	4100	00	000000	RCHS Gen Clsrm Supplies	10,000.00	1,403.36	6,670.42	0.00	2,740.89	588.69
10E050	1130	4100	02	000000	RCHS Art Supplies	5,400.00	311.48	6,342.46	0.00	421.91	-1,364.37
10E050	1130	4100	04	000000	RCHS Yearbook Supplies	0.00	0.00	0.00	0.00	0.00	0.00
10E050	1130	4100	05	000000	RCHS Drama	800.00	628.83	628.83	0.00	158.91	12.26
10E050	1130	4100	06	000000	RCHS Foreign Lang Supp	775.00	0.00	786.21	0.00	0.00	-11.21
10E050	1130	4100	08	000000	RCHS Health Supplies	0.00	0.00	0.00	0.00	0.00	245.00
10E050	1130	4100	11	000000	RCHS Math Supplies	2,905.00	387.22	1,999.58	0.00	840.76	64.66
10E050	1130	4100	12	000000	RCHS Vocal Music Supp	1,190.00	0.00	551.86	0.00	472.79	165.35
10E050	1130	4100	13	000000	RCHS Science Supplies	6,350.00	1,104.83	3,467.65	0.00	1,650.16	1,232.19
10E050	1130	4100	15	000000	RCHS Social Studies Supp	1,215.00	323.17	871.58	0.00	321.67	21.75
10E050	1130	4100	28	000000	RCHS Communications Supp	810.00	703.39	777.52	0.00	0.00	32.48
10E050	1130	4100	50	000000	RCHS PE Supplies	2,750.00	555.59	2,206.65	0.00	330.98	-32.63
10E050	1130	4100	60	000000	RCHS Renaissance Supp	3,000.00	0.00	2,000.00	0.00	0.00	1,000.00
10E050	1130	4100	61	000000	RCHS Computer Supplies	5,000.00	587.76	2,722.91	0.00	103.06	2,174.03
10E050	1130	4100	80	000000	RCHS Instrum Music Supp	1,242.00	415.98	415.98	0.00	711.50	114.52
10E050	1130	4100	90	000000	RCHS Transition	0.00	0.00	0.00	0.00	0.00	0.00
10E290	1130	4100	00	290000	JFF Bio Med	10,300.00	0.00	0.00	0.00	0.00	10,300.00
10E050	1130	4120	00	000000	RCHS Read 180 Supplies	0.00	0.00	0.00	0.00	0.00	0.00
10E050	1130	4130	00	000000	RCHS ID Badge Supplies	0.00	0.00	0.00	0.00	0.00	0.00
10E050	1130	4140	00	000000	RCHS Temp Badge Supp	0.00	0.00	0.00	0.00	0.00	0.00
10E050	1130	4200	00	000000	RCHS New Textbooks	5,700.00	0.00	165.80	0.00	-165.80	5,700.00
10E050	1130	4210	00	000000	RCHS Replacement Textbks	1,800.00	0.00	0.00	0.00	0.00	1,800.00
10E050	1130	4220	00	000000	RCHS Workbooks	5,500.00	0.00	2,466.16	0.00	0.00	3,033.84
10E050	1130	4240	00	000000	RCHS Copier Paper/Toner	2,000.00	2,026.92	2,026.92	0.00	0.00	-26.92
10E050	1130	4400	06	000000	RCHS Foreign Language Subscrpt	0.00	0.00	0.00	0.00	0.00	0.00
10E050	1130	4700	00	000000	RCHS Software	2,500.00	0.00	0.00	0.00	0.00	2,500.00
10E050	1130	4900	00	000000	RCHS Student Locks	0.00	0.00	0.00	0.00	0.00	0.00
10E050	1130	4910	00	000000	RCHS PE Uniforms	9,550.00	0.00	5,816.00	0.00	0.00	3,734.00
10E---	1130	4---	--	-----		78,787.00	8,448.53	39,916.53	0.00	7,586.83	31,283.64
10E050	1130	5500	00	000000	RCHS Equipment	5,000.00	0.00	0.00	0.00	0.00	5,000.00
10E050	1130	5500	02	000000	RCHS Art Equipment	2,500.00	0.00	0.00	0.00	0.00	2,500.00

FDTLOC	FUNC	OBJ	SJ	Account Level Description	2021-22 Budget	March 2021-22 Monthly Activity	2021-22 FYTD Activity	2021-22 Batch Activity	Encumbered Amount	2021-22 Available Funds
10E050	1130	5500	61	000000	RCHS Computer Equipment	2,000.00	0.00	3,467.91	0.00	-1,467.91
10E050	1130	5500	80	000000	RCHS Instru Music Equipment	3,125.00	0.00	555.00	0.00	-5.00
10E---	1130	5---	--	-----		12,625.00	0.00	4,022.91	0.00	6,027.09
10E570	1140	1110	00	570000	Reading Improv TA Sal	0.00	0.00	0.00	0.00	0.00
10E---	1140	1---	--	-----		0.00	0.00	0.00	0.00	0.00
10E570	1140	2200	00	570000	Reading Improv Ins Ben Prior	0.00	0.00	0.00	0.00	0.00
10E---	1140	2---	--	-----		0.00	0.00	0.00	0.00	0.00
10E570	1140	4200	00	570000	Reading Improv Books	0.00	0.00	0.00	0.00	0.00
10E---	1140	4---	--	-----		0.00	0.00	0.00	0.00	0.00
10E330	1170	1100	00	330000	Title II Teach Qual Salary	0.00	0.00	11,941.36	0.00	-11,941.36
10E530	1170	1100	00	530000	Title II Teach Sal	85,000.00	9,865.86	49,329.30	0.00	35,670.70
10E330	1170	1200	00	330000	Title II sub salary	0.00	0.00	0.00	0.00	0.00
10E530	1170	1200	00	530000	Title II sub salary	2,000.00	52.50	1,064.02	0.00	935.98
10E---	1170	1---	--	-----		87,000.00	9,918.36	62,334.68	0.00	24,665.32
10E330	1170	2110	00	330000	Title II Teach Qual TRS	0.00	0.00	0.00	0.00	0.00
10E530	1170	2110	00	530000	Title II Teach TRS	17,000.00	1,144.61	5,731.14	0.00	11,268.86
10E330	1170	2200	00	330000	Title II Teach Qual Ins Benefi	0.00	0.00	4.00	0.00	-4.00
10E530	1170	2200	00	530000	Title II Ins Ben	25.00	1.00	2.00	0.00	23.00
10E---	1170	2---	--	-----		17,025.00	1,145.61	5,737.14	0.00	11,287.86
10E710	1180	3190	00	710000	Elementary Careers Purchase Se	0.00	0.00	0.00	0.00	0.00
10E---	1180	3---	--	-----		0.00	0.00	0.00	0.00	0.00
10E710	1180	4100	00	710000	Elementary Career Supplies	887.00	0.00	0.00	0.00	887.00
10E---	1180	4---	--	-----		887.00	0.00	0.00	0.00	887.00
10E---	11--	----	--	-----		8,813,257.00	148,478.00	6,267,179.80	168.45	67,637.79
10E140	1203	1100	00	140000	EMH Teacher Sal	0.00	0.00	0.00	0.00	0.00
10E140	1203	1110	00	140000	EMH Aide/Asst Sal	0.00	0.00	0.00	0.00	0.00
10E140	1203	1200	00	140000	EMH Sub Teach Sal	0.00	0.00	0.00	0.00	0.00
10E140	1203	1210	00	140000	EMH Sub Aide/Asst Sal	0.00	0.00	0.00	0.00	0.00
10E---	1203	1---	--	-----		0.00	0.00	0.00	0.00	0.00
10E140	1203	2110	00	140000	EMH Teacher TRS	0.00	0.00	0.00	0.00	0.00
10E140	1203	2200	00	140000	EMH Insurance Ben	0.00	0.00	0.00	0.00	0.00
10E---	1203	2---	--	-----		0.00	0.00	0.00	0.00	0.00
10E920	1203	3320	00	920000	EMH Travel	0.00	0.00	0.00	0.00	0.00
10E---	1203	3---	--	-----		0.00	0.00	0.00	0.00	0.00
10E920	1203	4100	00	920000	EMH Supplies	0.00	0.00	0.00	0.00	0.00
10E920	1203	4200	00	920000	EMH Textbks	0.00	0.00	0.00	0.00	0.00
10E920	1203	4220	00	920000	EMH Workbooks	0.00	0.00	0.00	0.00	0.00
10E---	1203	4---	--	-----		0.00	0.00	0.00	0.00	0.00
10E920	1203	5500	00	920000	EMH Equipment	0.00	0.00	0.00	0.00	0.00
10E---	1203	5---	--	-----		0.00	0.00	0.00	0.00	0.00

Account Level				2021-22	March 2021-22	2021-22	2021-22	Encumbered	2021-22	
FDTLOC	FUNC	OBJ	SJ	Description	Budget	Monthly Activity	FYTD Activity	Batch Activity	Amount	Available Funds
10E140	1204	1110	00	140000 Prsnl Aide/Asst Sal	156,000.00	13,194.18	116,293.14	0.00	0.00	39,706.86
10E140	1204	1200	00	140000	0.00	0.00	101.50	0.00	0.00	-101.50
10E140	1204	1210	00	140000 Prsnl Aide/Ast Sub Sal	5,000.00	27.30	2,128.35	0.00	0.00	2,871.65
10E---	1204	1---	--	-----	161,000.00	13,221.48	118,522.99	0.00	0.00	42,477.01
10E140	1204	2110	00	140000 Prsnl Aide/Ast TRS	0.00	0.00	0.00	0.00	0.00	0.00
10E140	1204	2130	00	140000 Prsnl Aide FICA	0.00	0.00	0.00	0.00	0.00	0.00
10E140	1204	2200	00	140000 Prsnl Aide/Ast Ins Ben	13,000.00	616.98	8,010.71	0.00	0.00	4,989.29
10E---	1204	2---	--	-----	13,000.00	616.98	8,010.71	0.00	0.00	4,989.29
10E920	1204	4100	00	920000 Ind Supp 504 status	200.00	0.00	0.00	0.00	50.00	150.00
10E---	1204	4---	--	-----	200.00	0.00	0.00	0.00	50.00	150.00
10E920	1204	5500	00	920000 Ind Equip 504 Status	850.00	0.00	0.00	0.00	0.00	850.00
10E---	1204	5---	--	-----	850.00	0.00	0.00	0.00	0.00	850.00
10E140	1205	1100	00	140000 LD Teacher Sal	200,000.00	17,108.09	147,634.63	0.00	0.00	52,365.37
10E140	1205	1110	00	140000 LD Aide/Asst Sal	0.00	0.00	0.00	0.00	0.00	0.00
10E140	1205	1200	00	140000 LD Sub Teacher Sal	15,000.00	1,752.25	13,289.25	0.00	0.00	1,710.75
10E140	1205	1210	00	140000 LD Sub Aide/Asst Sal	0.00	0.00	0.00	0.00	0.00	0.00
10E140	1205	1300	00	140000 Late Stay Salaries	1,500.00	0.00	0.00	0.00	0.00	1,500.00
10E---	1205	1---	--	-----	216,500.00	18,860.34	160,923.88	0.00	0.00	55,576.12
10E140	1205	2110	00	140000 LD Teacher TRS	18,000.00	1,747.64	12,242.07	0.00	0.00	5,757.93
10E140	1205	2200	00	140000 LD Insurance Ben	22,500.00	1,830.00	16,050.00	0.00	0.00	6,450.00
10E---	1205	2---	--	-----	40,500.00	3,577.64	28,292.07	0.00	0.00	12,207.93
10E920	1205	3190	00	920000 LD Speaker Fee	2,800.00	0.00	2,800.00	0.00	0.00	0.00
10E920	1205	3320	00	920000 LD Travel	0.00	0.00	0.00	0.00	0.00	0.00
10E---	1205	3---	--	-----	2,800.00	0.00	2,800.00	0.00	0.00	0.00
10E920	1205	4100	00	920000 LD Self Cont Supp	3,500.00	0.00	411.08	0.00	0.00	3,088.92
10E920	1205	4110	00	920000 LD Inclusion Supplies	925.00	0.00	0.00	0.00	0.00	925.00
10E920	1205	4200	00	920000 LD Self Cont Txtbks	0.00	0.00	0.00	0.00	0.00	0.00
10E920	1205	4220	00	920000 LD Inclus Wkbks	0.00	0.00	0.00	0.00	0.00	0.00
10E---	1205	4---	--	-----	4,425.00	0.00	411.08	0.00	0.00	4,013.92
10E920	1205	5500	00	920000 LD Equipment	0.00	0.00	0.00	0.00	0.00	0.00
10E---	1205	5---	--	-----	0.00	0.00	0.00	0.00	0.00	0.00
10E280	1206	1110	00	280000 Visual Aide Salary	0.00	0.00	0.00	0.00	0.00	0.00
10E280	1206	1210	00	280000 Visual Aide Sub Sal	0.00	0.00	0.00	0.00	0.00	0.00
10E---	1206	1---	--	-----	0.00	0.00	0.00	0.00	0.00	0.00
10E280	1206	2200	00	280000 Visual Aide Ins Ben	0.00	0.00	0.00	0.00	0.00	0.00
10E---	1206	2---	--	-----	0.00	0.00	0.00	0.00	0.00	0.00
10E920	1206	4100	00	920000 Visual Imp Supplies	1,240.00	0.00	319.00	0.00	100.00	821.00
10E---	1206	4---	--	-----	1,240.00	0.00	319.00	0.00	100.00	821.00
10E920	1206	5500	00	920000 Visual Equipment	0.00	0.00	0.00	0.00	0.00	0.00
10E---	1206	5---	--	-----	0.00	0.00	0.00	0.00	0.00	0.00

Account Level				2021-22	March 2021-22	2021-22	2021-22	Encumbered	2021-22	
FDTLOC	FUNC	OBJ	SJ	Description	Budget	Monthly Activity	FYTD Activity	Batch Activity	Amount	Available Funds
10E920	1207	3230	00	920000	Hearing Imprd Rep/Maint	500.00	0.00	0.00	0.00	500.00
10E---	1207	3---	--	-----	500.00	0.00	0.00	0.00	0.00	500.00
10E920	1207	4100	00	920000	Hearing Imprd Supplies	1,750.00	0.00	0.00	100.00	1,650.00
10E---	1207	4---	--	-----	1,750.00	0.00	0.00	0.00	100.00	1,650.00
10E920	1207	5500	00	920000	Hearing Equipment	2,000.00	0.00	0.00	0.00	2,000.00
10E---	1207	5---	--	-----	2,000.00	0.00	0.00	0.00	0.00	2,000.00
10E920	1212	4100	00	920000	RCHS ED Supp	300.00	0.00	54.09	45.91	200.00
10E---	1212	4---	--	-----	300.00	0.00	54.09	0.00	45.91	200.00
10E280	1213	1100	00	280000	Homebound Teach Sal	26,832.00	2,280.00	14,940.00	0.00	11,892.00
10E---	1213	1---	--	-----	26,832.00	2,280.00	14,940.00	0.00	0.00	11,892.00
10E280	1213	2110	00	280000	Homebound Teach TRS	2,683.00	170.42	882.61	0.00	1,800.39
10E---	1213	2---	--	-----	2,683.00	170.42	882.61	0.00	0.00	1,800.39
10E920	1213	3190	00	920000	Homebound Pur Service	0.00	0.00	0.00	0.00	0.00
10E920	1213	3320	00	920000	Homebound Travel	1,000.00	16.38	137.24	0.00	862.76
10E---	1213	3---	--	-----	1,000.00	16.38	137.24	0.00	0.00	862.76
10E140	1216	1100	00	140000	Autism Cert Sal	0.00	0.00	5,782.00	0.00	-5,782.00
10E280	1216	1110	00	280000	Autism Aide Sal	45,000.00	3,056.38	26,591.95	0.00	18,408.05
10E140	1216	1200	00	140000		0.00	0.00	182.00	0.00	-182.00
10E140	1216	1210	00	140000		0.00	0.00	728.00	0.00	-728.00
10E280	1216	1210	00	280000	Autism Sub Aide Sal	2,500.00	0.00	1,183.00	0.00	1,317.00
10E---	1216	1---	--	-----	47,500.00	3,056.38	34,466.95	0.00	0.00	13,033.05
10E140	1216	2110	00	140000	Autism TRS	0.00	1,421.00	9,947.00	0.00	-9,947.00
10E280	1216	2130	00	280000	Autism FICA	0.00	0.00	0.00	0.00	0.00
10E140	1216	2200	00	140000	Autism INS Ben	0.00	610.00	3,664.69	0.00	-3,664.69
10E280	1216	2200	00	280000	Autism Ins Ben	1,500.00	2.00	18.00	0.00	1,482.00
10E---	1216	2---	--	-----	1,500.00	2,033.00	13,629.69	0.00	0.00	-12,129.69
10E880	1216	3190	00	880000	JFF Music Therapy	0.00	0.00	0.00	0.00	0.00
10E920	1216	3190	00	920000	Autism Purchase Serv	1,500.00	0.00	961.61	0.00	538.39
10E920	1216	3320	00	920000	Autism Travel	1,200.00	0.00	0.00	0.00	1,200.00
10E---	1216	3---	--	-----	2,700.00	0.00	961.61	0.00	0.00	1,738.39
10E920	1216	4100	00	920000	Autism Supplies	2,500.00	191.76	395.03	0.00	688.23
10E920	1216	4220	00	920000	Autism Workbks	0.00	0.00	0.00	0.00	0.00
10E920	1216	4700	00	920000	Mecca Tech-Autism Software	400.00	0.00	0.00	0.00	400.00
10E---	1216	4---	--	-----	2,900.00	191.76	395.03	0.00	688.23	1,816.74
10E920	1216	5500	00	920000	Autism Equipment	0.00	0.00	0.00	0.00	0.00
10E---	1216	5---	--	-----	0.00	0.00	0.00	0.00	0.00	0.00
10E140	1220	1100	00	140000	Cross Cat Teacher Sal	650,000.00	55,574.90	483,358.92	0.00	166,641.08
10E140	1220	1110	00	140000	Cross Cat Aide/Asst Sal	130,000.00	12,209.54	88,407.67	0.00	41,592.33
10E140	1220	1200	00	140000	Cross Cat Sub Teach Sal	8,000.00	1,155.00	7,080.50	0.00	919.50
10E140	1220	1210	00	140000	Cross Cat Sub Aide/Asst Sal	5,000.00	182.00	3,157.00	0.00	1,843.00

Account Level				2021-22	March 2021-22	2021-22	2021-22	Encumbered	2021-22	
FDTLOC	FUNC	OBJ	SJ	Description	Budget	Monthly Activity	FYTD Activity	Batch Activity	Amount	Available Funds
10E---	1220	1---	--	-----	793,000.00	69,121.44	582,004.09	0.00	0.00	210,995.91
10E140	1220	2110	00	140000	Cross Cat Teacher TRS	69,000.00	6,478.43	45,467.51	0.00	23,532.49
10E140	1220	2130	00	140000		0.00	0.00	0.00	0.00	0.00
10E140	1220	2200	00	140000	Cross Cat Insurance Ben	97,248.00	7,631.68	63,778.26	0.00	33,469.74
10E---	1220	2---	--	-----	166,248.00	14,110.11	109,245.77	0.00	0.00	57,002.23
10E920	1220	3190	00	920000	Cross Cat PUR SERV	1,000.00	0.00	213.00	0.00	787.00
10E920	1220	3320	00	920000	Cross Cat Travel	1,600.00	0.00	0.00	0.00	1,600.00
10E---	1220	3---	--	-----	2,600.00	0.00	213.00	0.00	0.00	2,387.00
10E920	1220	4100	00	920000	Cross Cat Supplies	11,600.00	242.69	5,525.36	0.00	3,744.43
10E920	1220	4100	61	000000	Cross Cat Comp Supp	500.00	0.00	0.00	0.00	500.00
10E920	1220	4200	00	920000	Cross Cat Textbks	500.00	0.00	0.00	0.00	500.00
10E920	1220	4220	00	920000	Cross Cat Workbks	200.00	0.00	0.00	0.00	200.00
10E920	1220	4700	00	000000	Cross Cat Software	0.00	0.00	0.00	0.00	0.00
10E---	1220	4---	--	-----	12,800.00	242.69	5,525.36	0.00	3,744.43	3,530.21
10E920	1220	5500	00	920000	Cross Cat Equipment	0.00	0.00	0.00	0.00	0.00
10E---	1220	5---	--	-----	0.00	0.00	0.00	0.00	0.00	0.00
10E100	1250	1100	00	100000	Title I Teacher Sal	15,000.00	0.00	15,541.20	0.00	-541.20
10E500	1250	1100	00	500000	Title I Teach Sal Prior	92,856.00	9,987.99	57,644.79	0.00	35,211.21
10E100	1250	1110	00	100000	Title I Aide/Asst Sal	45,000.00	0.00	43,565.08	0.00	1,434.92
10E500	1250	1110	00	500000	Title I Aide/Asst Sal Pr	275,000.00	27,140.38	190,586.46	0.00	84,413.54
10E100	1250	1200	00	100000	Title I Sub Teach Sal	0.00	0.00	0.00	0.00	0.00
10E500	1250	1200	00	500000	Title I Sub	1,050.00	105.00	1,278.00	0.00	-228.00
10E100	1250	1210	00	100000	Title I Sub Aide/Ast Sal	0.00	0.00	0.00	0.00	0.00
10E500	1250	1210	00	500000	Title I Sub TA Sal	12,000.00	304.50	11,037.25	0.00	962.75
10E100	1250	1300	00	100000	Title I Tutoring Sal	25,300.00	0.00	0.00	0.00	25,300.00
10E500	1250	1300	00	500000	Title I Tutor Sal	0.00	0.00	240.00	0.00	-240.00
10E100	1250	1310	00	100000	Title I N/C Tutoring	10,000.00	0.00	0.00	0.00	10,000.00
10E500	1250	1310	00	500000	Title I Tutor Aide Sal	0.00	0.00	0.00	0.00	0.00
10E---	1250	1---	--	-----	476,206.00	37,537.87	319,892.78	0.00	0.00	156,313.22
10E100	1250	2110	00	100000	Title I Teacher TRS	2,000.00	0.00	1,937.44	0.00	62.56
10E500	1250	2110	00	500000	Title I TRS	25,000.00	2,133.46	13,597.64	0.00	11,402.36
10E100	1250	2130	00	100000		0.00	0.00	0.00	0.00	0.00
10E100	1250	2200	00	100000	Title I Insurance Ben	7,000.00	0.00	7,038.00	0.00	-38.00
10E500	1250	2200	00	500000	Title I Ins Ben Prior	30,000.00	2,757.68	21,129.76	0.00	8,870.24
10E---	1250	2---	--	-----	64,000.00	4,891.14	43,702.84	0.00	0.00	20,297.16
10E100	1250	3190	00	100000	Title I Pur Serv	0.00	0.00	0.00	0.00	0.00
10E500	1250	3190	00	500000	Title I Pur Serv	0.00	0.00	0.00	0.00	0.00
10E---	1250	3---	--	-----	0.00	0.00	0.00	0.00	0.00	0.00
10E100	1250	4100	00	100000	Title I Supplies	25,000.00	0.00	10,396.29	28.00	-1,656.51
10E500	1250	4100	00	500000	Title I Supp	100,000.00	8,885.90	43,159.60	687.99	14,567.13

Account Level				2021-22	March 2021-22	2021-22	2021-22	Encumbered	2021-22	
FDTLOC	FUNC	OBJ	SJ	Description	Budget	Monthly Activity	FYTD Activity	Batch Activity	Amount	Available Funds
10E---	1250	4---	--	-----	125,000.00	8,885.90	53,555.89	715.99	12,928.77	57,799.35
10E100	1250	5500	00	100000	Title Equipment	0.00	0.00	0.00	0.00	0.00
10E---	1250	5---	--	-----	0.00	0.00	0.00	0.00	0.00	0.00
10E360	1275	1100	00	360000	Jump Start Teach Sal	3,100.00	0.00	3,046.28	0.00	53.72
10E360	1275	1110	00	360000	Jump Start Aide Sal	2,000.00	0.00	1,740.96	0.00	259.04
10E360	1275	1200	00	360000	Jump Start Sub Teach	0.00	0.00	0.00	0.00	0.00
10E360	1275	1210	00	360000	Jump Start Sub Aide Sal	0.00	0.00	0.00	0.00	0.00
10E---	1275	1---	--	-----	5,100.00	0.00	4,787.24	0.00	0.00	312.76
10E360	1275	2110	00	360000	Jump Start Teach TRS	0.00	0.00	0.00	0.00	0.00
10E360	1275	2200	00	360000	Jump Start Ins Ben	0.00	0.00	2.00	0.00	-2.00
10E---	1275	2---	--	-----	0.00	0.00	2.00	0.00	0.00	-2.00
10E360	1275	3190	00	360000	Jump Start Pur Serv	0.00	0.00	0.00	0.00	0.00
10E---	1275	3---	--	-----	0.00	0.00	0.00	0.00	0.00	0.00
10E360	1275	4100	00	360000	Jump Start Supplies	0.00	0.00	0.00	0.00	0.00
10E---	1275	4---	--	-----	0.00	0.00	0.00	0.00	0.00	0.00
10E---	12--	----	--	-----	2,175,134.00	178,813.53	1,503,675.92	715.99	17,657.34	653,084.75
10E050	1400	1100	00	000000	RCBS Voc Teach Sal	635,000.00	-22,837.88	400,811.82	0.00	234,188.18
10E390	1400	1100	00	390000	Vocational Tutor Sal	3,000.00	390.00	1,860.00	0.00	1,140.00
10E480	1400	1100	00	480000	Ag 3 Circles	22,834.00	5,014.20	15,042.60	0.00	7,791.40
10E490	1400	1100	00	490000	AG Incent Sal	0.00	0.00	0.00	0.00	0.00
10E780	1400	1100	00	780000	CTEI SALARIES	5,000.00	0.00	0.00	0.00	5,000.00
10E050	1400	1110	00	000000	BT Salaries	0.00	0.00	0.00	0.00	0.00
10E050	1400	1200	00	000000	RCBS Voc Sub Teach Sal	7,500.00	427.50	6,232.50	0.00	1,267.50
10E---	1400	1---	--	-----	673,334.00	-17,006.18	423,946.92	0.00	0.00	249,387.08
10E050	1400	2110	00	000000	RCBS Voc TRS	70,000.00	6,054.48	44,418.86	0.00	25,581.14
10E390	1400	2110	00	390000	Perkins TRS	0.00	45.21	215.64	0.00	-215.64
10E480	1400	2110	00	480000	Ag 3 Circles TRS	2,580.00	581.33	1,743.99	0.00	836.01
10E490	1400	2110	00	490000	AG Incent TRS	0.00	0.00	0.00	0.00	0.00
10E390	1400	2130	00	390000		0.00	0.00	0.00	0.00	0.00
10E050	1400	2200	00	000000	RCBS Voc Ins Benefit	51,852.00	3,663.00	34,798.00	0.00	17,054.00
10E390	1400	2200	00	390000	Vocational Tutor Ins Ben	0.00	0.00	0.00	0.00	0.00
10E---	1400	2---	--	-----	124,432.00	10,344.02	81,176.49	0.00	0.00	43,255.51
10E050	1400	3140	00	000000	RCBS OCC Dual Credit Classes	30,000.00	0.00	15,295.00	0.00	14,704.00
10E050	1400	3190	00	000000	RCBS CTEI Grant Pur. Services	10,202.00	0.00	0.00	0.00	10,202.00
10E050	1400	3190	01	000000	RCBS Ag Entry Fees	2,200.00	70.00	1,698.00	0.00	-110.00
10E050	1400	3190	07	000000	RCBS Health Pur Serv	500.00	0.00	0.00	379.00	121.00
10E050	1400	3190	10	000000	RCBS Inc Occ Pur Serv	0.00	0.00	0.00	0.00	0.00
10E050	1400	3190	14	000000	RCBS Business Services	0.00	0.00	0.00	0.00	0.00
10E230	1400	3190	00	230000	JFF CNA Fees Fingerprint Train	2,010.00	0.00	1,125.00	4.00	881.00
10E390	1400	3190	00	390000	Perkins Pur Serv	0.00	0.00	729.40	0.00	-729.40

Account Level				2021-22	March 2021-22	2021-22	2021-22	Encumbered	2021-22		
FDTLOC	FUNC	OBJ	SJ	Description	Budget	Monthly Activity	FYTD Activity	Batch Activity	Amount	Available Funds	
10E490	1400	3190	00	490000	RCHS AG Grant Pur Serv	0.00	0.00	0.00	0.00	0.00	
10E780	1400	3190	00	780000	Voc Ed Pur Serv	0.00	0.00	195.00	0.00	-195.00	
10E781	1400	3190	00	781000	PATHWAYS SERVICE	8,000.00	0.00	0.00	0.00	8,000.00	
10E050	1400	3230	00	000000	RCHS Gen Voc Rep/Maint	1,500.00	0.00	0.00	0.00	1,500.00	
10E050	1400	3230	01	000000	RCHS Ag Repair/Maint	100.00	0.00	0.00	0.00	100.00	
10E050	1400	3230	09	000000	RCHS FACS Rep/Main	0.00	0.00	0.00	0.00	0.00	
10E050	1400	3230	10	000000	RCHS Ind Occ Rep/Maint	0.00	0.00	0.00	0.00	0.00	
10E050	1400	3230	61	000000	RCHS Comp Lab Rep/Maint	0.00	0.00	0.00	0.00	0.00	
10E050	1400	3320	00	000000	RCHS CTEI Grant Travel	0.00	0.00	0.00	0.00	0.00	
10E050	1400	3320	01	000000	RCHS Ag Travel	3,650.00	99.30	1,520.81	0.00	551.13	1,578.06
10E050	1400	3320	07	000000	RCHS Health Occ Travel	0.00	0.00	0.00	0.00	0.00	
10E050	1400	3320	09	000000	RCHS FACS Travel	0.00	0.00	0.00	0.00	0.00	
10E050	1400	3320	10	000000	RCHS Voc Ed Inc OCC Travel	0.00	0.00	0.00	0.00	0.00	
10E050	1400	3320	14	000000	RCHS Business Travel	0.00	0.00	0.00	0.00	0.00	
10E390	1400	3320	00	390000	Perkins Travel	6,260.00	0.00	0.00	0.00	6,260.00	
10E540	1400	3320	00	540000	Worked Based Learning	0.00	0.00	0.00	0.00	0.00	
10E780	1400	3320	00	780000	Voc Ed Travel	0.00	0.00	0.00	0.00	0.00	
10E---	1400	3---	--	-----		64,422.00	169.30	20,563.21	0.00	1,547.13	42,311.66
10E050	1400	4100	00	000000	RCHS CTEI Grant Supplies	0.00	0.00	0.00	0.00	0.00	
10E050	1400	4100	01	000000	RCHS Ag Supplies	17,000.00	2,269.85	13,171.25	0.00	2,710.92	1,117.83
10E050	1400	4100	07	000000	RCHS Health Occ Supplies	700.00	191.32	312.32	0.00	0.00	387.68
10E050	1400	4100	09	000000	RCHS FCS SUPPLIES	6,480.00	434.81	2,900.23	0.00	3,002.34	577.43
10E050	1400	4100	10	000000	RCHS Ind Occ Supplies	0.00	132.67	1,250.83	0.00	5.00	-1,255.83
10E050	1400	4100	14	000000	RCHS Business Supplies	4,066.00	1,478.25	1,627.80	0.00	76.99	2,361.21
10E050	1400	4100	61	000000	RCHS Computer Lab Supp	27,332.00	0.00	0.00	0.00	0.00	27,332.00
10E230	1400	4100	00	230000	JFF CNA Supplies	990.00	0.00	335.20	0.00	1.00	653.80
10E390	1400	4100	00	390000	Perkins Grant Supp	0.00	0.00	0.00	4,668.00	0.00	-4,668.00
10E490	1400	4100	00	490000	RCHS AG Grant Supplies	2,309.00	0.00	449.55	0.00	0.00	1,859.45
10E540	1400	4100	00	540000	Federal Tech Prep Supplies	0.00	0.00	0.00	0.00	0.00	
10E780	1400	4100	00	780000	Voc Ed Supplies	0.00	1,630.92	21,641.92	0.00	9,384.42	-31,026.34
10E781	1400	4100	00	781000	PATHWAY SUPPLIES	50,000.00	2,185.31	11,444.64	0.00	3,321.33	35,234.03
10E050	1400	4110	09	000000		0.00	0.00	0.00	0.00	0.00	
10E050	1400	4200	00	000000	RCHS New Textbooks	0.00	0.00	0.00	0.00	0.00	
10E050	1400	4210	00	000000	RCHS Voc Replcmt Txtbks	1,000.00	0.00	0.00	0.00	0.00	1,000.00
10E050	1400	4220	00	000000	ERHS Voc Workbooks	1,000.00	0.00	0.00	0.00	0.00	1,000.00
10E050	1400	4400	00	000000	RCHS Vocational Subscriptions	0.00	0.00	0.00	0.00	0.00	
10E050	1400	4400	01	000000	RCHS Voc Ed-Ag Subscriptions	0.00	0.00	0.00	0.00	0.00	
10E050	1400	4400	09	000000	RCHS Home Ec Subscriptions	0.00	0.00	0.00	0.00	0.00	
10E050	1400	4400	10	000000	RCHS Ind Occ Subscription Renwl	0.00	0.00	0.00	0.00	0.00	
10E780	1400	4400	00	780000	Voc Ed Supscriptions	0.00	0.00	0.00	0.00	0.00	

Account Level				2021-22	March 2021-22	2021-22	2021-22	Encumbered	2021-22	
FDTLOC	FUNC	OBJ	SJ	Description	Budget	Monthly Activity	FYTD Activity	Batch Activity	Amount	Available Funds
10E050	1400	4700	00 000000	RCCHS CTEI Grant Software	0.00	0.00	0.00	0.00	0.00	0.00
10E050	1400	4700	09 000000	RCCHS Voc Ed-FACS Dept Software	0.00	0.00	0.00	0.00	0.00	0.00
10E780	1400	4700	00 780000	Voc Ed Software	0.00	0.00	3,986.75	0.00	216.00	-4,202.75
10E---	1400	4---	-- -----		110,877.00	8,323.13	57,120.49	4,668.00	18,718.00	30,370.51
10E050	1400	5500	00 000000	RCCHS CTEI Grnt Classroom Equip	0.00	0.00	0.00	0.00	0.00	0.00
10E050	1400	5500	01 000000	RCCHS Ag Equipment	562.00	0.00	0.00	0.00	0.00	562.00
10E050	1400	5500	09 000000	RCCHS Home Econ Equip	0.00	0.00	0.00	0.00	0.00	0.00
10E050	1400	5500	10 000000	RCCHS Ind Occ Equip	0.00	0.00	0.00	0.00	0.00	0.00
10E050	1400	5500	14 000000	RCCHS Voc Busns Equip	534.00	0.00	0.00	0.00	0.00	534.00
10E050	1400	5500	17 000000	RCCHS Voc Mod Tech Equip	0.00	0.00	0.00	0.00	0.00	0.00
10E050	1400	5500	33 000000	RCCHS Voc Ag Welding Equipment	0.00	0.00	0.00	0.00	0.00	0.00
10E050	1400	5500	61 000000	RCCHS CTEI Computer Equipment	32,760.00	0.00	0.00	0.00	0.00	32,760.00
10E380	1400	5500	00 380000	Voc Ed Tech Prep Equip	0.00	0.00	0.00	0.00	0.00	0.00
10E390	1400	5500	00 390000	Perkins Equip	11,535.00	0.00	0.00	0.00	1,332.00	10,203.00
10E490	1400	5500	00 490000	Ag Grant Equip	5,000.00	0.00	2,938.00	3,142.00	-2,938.00	1,858.00
10E540	1400	5500	00 540000	Fed Tech Prep Equip	0.00	0.00	0.00	0.00	0.00	0.00
10E780	1400	5500	00 780000	Voc Ed Equipment	0.00	0.00	25,145.33	0.00	7,525.26	-32,670.59
10E781	1400	5500	00 781000	PATHWAYS EQUIPMENT	12,000.00	0.00	0.00	0.00	0.00	12,000.00
10E---	1400	5---	-- -----		62,391.00	0.00	28,083.33	3,142.00	5,919.26	25,246.41
10E050	1400	6000	16 000000	RCCHS Voc Sale BT house	0.00	0.00	0.00	0.00	0.00	0.00
10E050	1400	6400	00 000000	RCCHS Dues/Fees	0.00	0.00	2,515.86	0.00	0.00	-2,515.86
10E050	1400	6410	00 000000	RCCHS Voc Reg Del Match Fee	3,000.00	0.00	0.00	0.00	0.00	3,000.00
10E490	1400	6900	00 490000	Refund Of Ag Grant	0.00	0.00	150.00	0.00	0.00	-150.00
10E---	1400	6---	-- -----		3,000.00	0.00	2,665.86	0.00	0.00	334.14
10E410	1459	1110	00 410000	JROTC Instructor Sal	150,000.00	13,413.38	112,464.90	0.00	0.00	37,535.10
10E---	1459	1---	-- -----		150,000.00	13,413.38	112,464.90	0.00	0.00	37,535.10
10E410	1459	2130	00 410000		0.00	0.00	0.00	0.00	0.00	0.00
10E410	1459	2200	00 410000	JROTC Insurance Ben	24.00	2.00	18.00	0.00	0.00	6.00
10E---	1459	2---	-- -----		24.00	2.00	18.00	0.00	0.00	6.00
10E---	14--	----	-- -----		1,188,480.00	15,245.65	726,039.20	7,810.00	26,184.39	428,446.41
10E050	1500	1100	00 000000	RCCHS A D Sal	6,247.00	478.34	4,285.86	0.00	0.00	1,961.14
10E---	1500	1---	-- -----		6,247.00	478.34	4,285.86	0.00	0.00	1,961.14
10E050	1500	2110	00 000000	RCCHS A D TRS	718.00	55.44	392.25	0.00	0.00	325.75
10E---	1500	2---	-- -----		718.00	55.44	392.25	0.00	0.00	325.75
10E050	1500	3100	00 000000	RCCHS Athletic Train/RMH	0.00	0.00	0.00	0.00	0.00	0.00
10E050	1500	3190	00 000000	RCCHS AD Game/Dance Scrtly	2,000.00	0.00	1,979.23	0.00	0.00	20.77
10E050	1500	3230	00 000000	RCCHS A D Rep/Maint	500.00	0.00	500.00	0.00	0.00	0.00
10E050	1500	3260	00 000000	RCCHS A D Postage	200.00	0.00	0.00	0.00	0.00	200.00
10E050	1500	3320	00 000000	RCCHS A D Travel	800.00	0.00	288.96	0.00	0.00	511.04
10E050	1500	3600	00 000000	RCCHS AD Printing	0.00	0.00	0.00	0.00	0.00	0.00

Account Level				2021-22	March 2021-22	2021-22	2021-22	Encumbered	2021-22	
FDTLOC	FUNC	OBJ	SJ	Description	Budget	Monthly Activity	FYTD Activity	Batch Activity	Amount	Available Funds
10E050	1500	3910	00 000000	RCHS A D Playoffs	5,000.00	588.60	3,243.38	0.00	0.00	1,756.62
10E---	1500	3---	--		8,500.00	588.60	6,011.57	0.00	0.00	2,488.43
10E050	1500	4100	00 000000	RCHS A D Supplies	1,100.00	0.00	1,100.00	0.00	0.00	0.00
10E050	1500	4110	00 000000	RCHS A D Awards	800.00	0.00	350.95	0.00	0.00	449.05
10E050	1500	4120	00 000000	RCHS Sport uniforms	0.00	0.00	0.00	0.00	0.00	0.00
10E050	1500	4700	00 000000	RCHS AD Software	550.00	0.00	550.00	0.00	0.00	0.00
10E---	1500	4---	--		2,450.00	0.00	2,000.95	0.00	0.00	449.05
10E050	1500	6400	00 000000	RCHS A D Dues/Fees	150.00	0.00	0.00	0.00	0.00	150.00
10E---	1500	6---	--		150.00	0.00	0.00	0.00	0.00	150.00
10E050	1505	1100	00 000000	RCHS FBLA Sponsor Sal	2,555.00	209.28	1,875.12	0.00	0.00	679.88
10E---	1505	1---	--		2,555.00	209.28	1,875.12	0.00	0.00	679.88
10E050	1505	2110	00 000000	RCHS FBLA Spon TRS	305.00	24.28	169.96	0.00	0.00	135.04
10E---	1505	2---	--		305.00	24.28	169.96	0.00	0.00	135.04
10E050	1509	1100	00 000000	RCHS Pep Club Advisor Sal	0.00	0.00	0.00	0.00	0.00	0.00
10E---	1509	1---	--		0.00	0.00	0.00	0.00	0.00	0.00
10E050	1509	2110	00 000000	RCHS Pep Club TRS	0.00	0.00	0.00	0.00	0.00	0.00
10E---	1509	2---	--		0.00	0.00	0.00	0.00	0.00	0.00
10E050	1510	1100	00 000000	RCHS Cheerldr Spons Sal	5,700.00	2,976.55	5,953.02	0.00	0.00	-253.02
10E---	1510	1---	--		5,700.00	2,976.55	5,953.02	0.00	0.00	-253.02
10E050	1510	2110	00 000000	RCHS Cheerldr Spons TRS	425.00	222.74	430.69	0.00	0.00	-5.69
10E---	1510	2---	--		425.00	222.74	430.69	0.00	0.00	-5.69
10E050	1510	3190	00 000000	RCHS Cheerldr Part Exp	0.00	0.00	0.00	0.00	0.00	0.00
10E050	1510	3320	00 000000	RCHS Cheerldr Travel	0.00	0.00	0.00	0.00	0.00	0.00
10E---	1510	3---	--		0.00	0.00	0.00	0.00	0.00	0.00
10E050	1510	4100	00 000000	RCHS Cheerldr Supplies	230.00	0.00	168.00	0.00	0.00	62.00
10E---	1510	4---	--		230.00	0.00	168.00	0.00	0.00	62.00
10E050	1511	1100	00 000000	RCHS Golf Coach Sal	5,200.00	0.00	2,922.62	0.00	0.00	2,277.38
10E---	1511	1---	--		5,200.00	0.00	2,922.62	0.00	0.00	2,277.38
10E050	1511	2110	00 000000	RCHS Golf Coach TRS	625.00	0.00	582.29	0.00	0.00	42.71
10E---	1511	2---	--		625.00	0.00	582.29	0.00	0.00	42.71
10E050	1511	3190	00 000000	RCHS Golf Part Exp	1,325.00	0.00	1,325.00	0.00	0.00	0.00
10E050	1511	3320	00 000000	RCHS Golf Trav	0.00	0.00	0.00	0.00	0.00	0.00
10E---	1511	3---	--		1,325.00	0.00	1,325.00	0.00	0.00	0.00
10E050	1511	4100	00 000000	RCHS Golf Supplies	255.00	0.00	252.00	0.00	0.00	3.00
10E---	1511	4---	--		255.00	0.00	252.00	0.00	0.00	3.00
10E050	1512	1100	00 000000	RCHS X-Country Sal	6,500.00	0.00	6,816.41	0.00	0.00	-316.41
10E050	1512	1120	00 000000	RCHS X-Country Workers	500.00	0.00	90.00	0.00	0.00	410.00
10E---	1512	1---	--		7,000.00	0.00	6,906.41	0.00	0.00	93.59
10E050	1512	2110	00 000000	RCHS X-Country TRS	800.00	0.00	795.49	0.00	0.00	4.51

Account Level				2021-22	March 2021-22	2021-22	2021-22	Encumbered	2021-22	
FDTLOC	FUNC	OBJ	SJ	Description	Budget	Monthly Activity	FYTD Activity	Batch Activity	Amount	Available Funds
10E---	1512	2---	--	-----	800.00	0.00	795.49	0.00	0.00	4.51
10E050	1512	3190	00	000000	900.00	0.00	795.00	0.00	0.00	105.00
10E050	1512	3320	00	000000	0.00	0.00	0.00	0.00	0.00	0.00
10E---	1512	3---	--	-----	900.00	0.00	795.00	0.00	0.00	105.00
10E050	1512	4100	00	000000	255.00	0.00	255.00	0.00	0.00	0.00
10E---	1512	4---	--	-----	255.00	0.00	255.00	0.00	0.00	0.00
10E050	1513	1100	00	000000	0.00	0.00	0.00	0.00	0.00	0.00
10E---	1513	1---	--	-----	0.00	0.00	0.00	0.00	0.00	0.00
10E050	1513	2110	00	000000	0.00	0.00	0.00	0.00	0.00	0.00
10E050	1513	2200	00	000000	0.00	0.00	0.00	0.00	0.00	0.00
10E---	1513	2---	--	-----	0.00	0.00	0.00	0.00	0.00	0.00
10E050	1513	4100	00	000000	0.00	0.00	0.00	0.00	0.00	0.00
10E---	1513	4---	--	-----	0.00	0.00	0.00	0.00	0.00	0.00
10E050	1520	1100	00	000000	3,950.00	0.00	3,942.40	0.00	0.00	7.60
10E---	1520	1---	--	-----	3,950.00	0.00	3,942.40	0.00	0.00	7.60
10E050	1520	2110	00	000000	0.00	0.00	0.00	0.00	0.00	0.00
10E---	1520	2---	--	-----	0.00	0.00	0.00	0.00	0.00	0.00
10E050	1520	3190	00	000000	150.00	0.00	50.00	0.00	0.00	100.00
10E050	1520	3320	00	000000	0.00	0.00	0.00	0.00	0.00	0.00
10E---	1520	3---	--	-----	150.00	0.00	50.00	0.00	0.00	100.00
10E050	1520	4100	00	000000	215.00	0.00	0.00	0.00	215.00	0.00
10E---	1520	4---	--	-----	215.00	0.00	0.00	0.00	215.00	0.00
10E050	1521	1100	00	000000	8,350.00	0.00	7,926.20	0.00	0.00	423.80
10E050	1521	1120	00	000000	1,000.00	0.00	976.50	0.00	0.00	23.50
10E---	1521	1---	--	-----	9,350.00	0.00	8,902.70	0.00	0.00	447.30
10E050	1521	2110	00	000000	900.00	0.00	644.68	0.00	0.00	255.32
10E---	1521	2---	--	-----	900.00	0.00	644.68	0.00	0.00	255.32
10E050	1521	3100	00	000000	1,040.00	0.00	910.00	0.00	0.00	130.00
10E050	1521	3190	00	000000	750.00	0.00	734.50	0.00	0.00	15.50
10E050	1521	3320	00	000000	0.00	0.00	0.00	0.00	0.00	0.00
10E---	1521	3---	--	-----	1,790.00	0.00	1,644.50	0.00	0.00	145.50
10E050	1521	4100	00	000000	680.00	0.00	0.00	0.00	640.00	40.00
10E---	1521	4---	--	-----	680.00	0.00	0.00	0.00	640.00	40.00
10E050	1521	5400	00	000000	0.00	0.00	0.00	0.00	0.00	0.00
10E050	1521	5500	00	000000	0.00	0.00	0.00	0.00	0.00	0.00
10E---	1521	5---	--	-----	0.00	0.00	0.00	0.00	0.00	0.00
10E050	1522	1100	00	000000	15,000.00	14,664.71	15,155.21	0.00	0.00	-155.21
10E050	1522	1120	00	000000	1,500.00	657.00	1,134.00	0.00	0.00	366.00
10E---	1522	1---	--	-----	16,500.00	15,321.71	16,289.21	0.00	0.00	210.79
10E050	1522	2110	00	000000	1,700.00	1,684.51	1,684.51	0.00	0.00	15.49

FDTLOC	FUNC	OBJ	SJ	Account Level Description	2021-22 Budget	March 2021-22 Monthly Activity	2021-22 FYTD Activity	2021-22 Batch Activity	Encumbered Amount	2021-22 Available Funds
10E---	1522	2---	--	-----	1,700.00	1,684.51	1,684.51	0.00	0.00	15.49
10E050	1522	3100	00	000000	2,470.00	270.00	2,790.00	0.00	0.00	-320.00
10E050	1522	3190	00	000000	600.00	414.00	814.00	0.00	0.00	-214.00
10E050	1522	3320	00	000000	0.00	0.00	0.00	0.00	0.00	0.00
10E---	1522	3---	--	-----	3,070.00	684.00	3,604.00	0.00	0.00	-534.00
10E050	1522	4100	00	000000	1,275.00	0.00	0.00	0.00	0.00	1,275.00
10E---	1522	4---	--	-----	1,275.00	0.00	0.00	0.00	0.00	1,275.00
10E050	1523	1100	00	000000	5,000.00	0.00	0.00	0.00	0.00	5,000.00
10E050	1523	1120	00	000000	625.00	0.00	72.00	0.00	0.00	553.00
10E---	1523	1---	--	-----	5,625.00	0.00	72.00	0.00	0.00	5,553.00
10E050	1523	2110	00	000000	568.00	0.00	0.00	0.00	0.00	568.00
10E---	1523	2---	--	-----	568.00	0.00	0.00	0.00	0.00	568.00
10E050	1523	3100	00	000000	150.00	0.00	0.00	0.00	0.00	150.00
10E050	1523	3190	00	000000	600.00	150.00	150.00	0.00	0.00	450.00
10E050	1523	3320	00	000000	0.00	0.00	0.00	0.00	0.00	0.00
10E---	1523	3---	--	-----	750.00	150.00	150.00	0.00	0.00	600.00
10E050	1523	4100	00	000000	640.00	0.00	640.00	0.00	0.00	0.00
10E---	1523	4---	--	-----	640.00	0.00	640.00	0.00	0.00	0.00
10E050	1524	1100	00	000000	9,700.00	0.00	832.50	0.00	0.00	8,867.50
10E---	1524	1---	--	-----	9,700.00	0.00	832.50	0.00	0.00	8,867.50
10E050	1524	2110	00	000000	1,150.00	0.00	0.00	0.00	0.00	1,150.00
10E---	1524	2---	--	-----	1,150.00	0.00	0.00	0.00	0.00	1,150.00
10E050	1524	3100	00	000000	3,670.00	0.00	120.00	0.00	0.00	3,550.00
10E050	1524	3190	00	000000	180.00	0.00	0.00	0.00	0.00	180.00
10E050	1524	3320	00	000000	0.00	0.00	0.00	0.00	0.00	0.00
10E---	1524	3---	--	-----	3,850.00	0.00	120.00	0.00	0.00	3,730.00
10E050	1524	4100	00	000000	1,275.00	0.00	0.00	0.00	1,275.00	0.00
10E---	1524	4---	--	-----	1,275.00	0.00	0.00	0.00	1,275.00	0.00
10E050	1525	1100	00	000000	7,400.00	0.00	0.00	0.00	0.00	7,400.00
10E050	1525	1120	00	000000	500.00	0.00	0.00	0.00	0.00	500.00
10E---	1525	1---	--	-----	7,900.00	0.00	0.00	0.00	0.00	7,900.00
10E050	1525	2110	00	000000	0.00	0.00	0.00	0.00	0.00	0.00
10E---	1525	2---	--	-----	0.00	0.00	0.00	0.00	0.00	0.00
10E050	1525	3100	00	000000	1,500.00	0.00	0.00	0.00	0.00	1,500.00
10E050	1525	3190	00	000000	500.00	0.00	0.00	0.00	0.00	500.00
10E050	1525	3320	00	000000	0.00	0.00	0.00	0.00	0.00	0.00
10E---	1525	3---	--	-----	2,000.00	0.00	0.00	0.00	0.00	2,000.00
10E050	1525	4100	00	000000	890.00	0.00	0.00	0.00	890.00	0.00
10E---	1525	4---	--	-----	890.00	0.00	0.00	0.00	890.00	0.00
10E050	1530	1100	00	000000	5,225.00	0.00	0.00	0.00	0.00	5,225.00

FDTLOC	FUNC	OBJ	SJ	Account Level Description	2021-22 Budget	March 2021-22 Monthly Activity	2021-22 FYTD Activity	2021-22 Batch Activity	Encumbered Amount	2021-22 Available Funds
10E---	1530	1---	--	-----	5,225.00	0.00	0.00	0.00	0.00	5,225.00
10E050	1530	2110	00	000000	0.00	0.00	0.00	0.00	0.00	0.00
10E---	1530	2---	--	-----	0.00	0.00	0.00	0.00	0.00	0.00
10E050	1530	3190	00	000000	180.00	0.00	0.00	0.00	0.00	180.00
10E050	1530	3320	00	000000	0.00	0.00	0.00	0.00	0.00	0.00
10E---	1530	3---	--	-----	180.00	0.00	0.00	0.00	0.00	180.00
10E050	1530	4100	00	000000	215.00	0.00	0.00	0.00	180.00	35.00
10E---	1530	4---	--	-----	215.00	0.00	0.00	0.00	180.00	35.00
10E050	1531	1100	00	000000	28,500.00	0.00	26,199.55	0.00	0.00	2,300.45
10E050	1531	1120	00	000000	3,000.00	0.00	4,246.00	0.00	0.00	-1,246.00
10E---	1531	1---	--	-----	31,500.00	0.00	30,445.55	0.00	0.00	1,054.45
10E050	1531	2110	00	000000	2,000.00	0.00	1,875.77	0.00	0.00	124.23
10E---	1531	2---	--	-----	2,000.00	0.00	1,875.77	0.00	0.00	124.23
10E050	1531	3100	00	000000	2,850.00	0.00	2,280.00	0.00	0.00	570.00
10E050	1531	3190	00	000000	900.00	0.00	693.00	0.00	0.00	207.00
10E050	1531	3230	00	000000	6,000.00	0.00	5,846.88	0.00	0.00	153.12
10E050	1531	3320	00	000000	0.00	0.00	0.00	0.00	0.00	0.00
10E050	1531	3800	00	000000	0.00	0.00	0.00	0.00	0.00	0.00
10E---	1531	3---	--	-----	9,750.00	0.00	8,819.88	0.00	0.00	930.12
10E050	1531	4100	00	000000	4,700.00	0.00	3,075.00	0.00	1,415.00	210.00
10E---	1531	4---	--	-----	4,700.00	0.00	3,075.00	0.00	1,415.00	210.00
10E050	1532	1100	00	000000	16,200.00	15,364.79	15,552.29	0.00	0.00	647.71
10E050	1532	1120	00	000000	2,000.00	1,138.50	2,290.50	0.00	0.00	-290.50
10E050	1532	1200	00	000000	0.00	0.00	0.00	0.00	0.00	0.00
10E---	1532	1---	--	-----	18,200.00	16,503.29	17,842.79	0.00	0.00	357.21
10E050	1532	2110	00	000000	1,300.00	1,281.40	1,288.71	0.00	0.00	11.29
10E---	1532	2---	--	-----	1,300.00	1,281.40	1,288.71	0.00	0.00	11.29
10E050	1532	3100	00	000000	4,140.00	880.00	3,410.00	0.00	0.00	730.00
10E050	1532	3190	00	000000	650.00	427.50	427.50	0.00	0.00	222.50
10E050	1532	3320	00	000000	0.00	0.00	0.00	0.00	0.00	0.00
10E---	1532	3---	--	-----	4,790.00	1,307.50	3,837.50	0.00	0.00	952.50
10E050	1532	4100	00	000000	1,275.00	0.00	0.00	0.00	1,275.00	0.00
10E---	1532	4---	--	-----	1,275.00	0.00	0.00	0.00	1,275.00	0.00
10E050	1533	1100	00	000000	8,153.00	0.00	-215.92	0.00	0.00	8,368.92
10E050	1533	1110	00	000000	600.00	0.00	0.00	0.00	0.00	600.00
10E---	1533	1---	--	-----	8,753.00	0.00	-215.92	0.00	0.00	8,968.92
10E050	1533	2110	00	000000	800.00	0.00	-104.75	0.00	0.00	904.75
10E---	1533	2---	--	-----	800.00	0.00	-104.75	0.00	0.00	904.75
10E050	1533	3100	00	000000	180.00	0.00	0.00	0.00	0.00	180.00
10E050	1533	3190	00	000000	800.00	225.00	225.00	0.00	0.00	575.00

Account Level					2021-22	March 2021-22	2021-22	2021-22	Encumbered	2021-22
FDTLOC	FUNC	OBJ	SJ	Description	Budget	Monthly Activity	FYTD Activity	Batch Activity	Amount	Available Funds
10E050	1533	3320	00 000000	RCHS Boys Track Travel	0.00	0.00	0.00	0.00	0.00	0.00
10E---	1533	3---	--		980.00	225.00	225.00	0.00	0.00	755.00
10E050	1533	4100	00 000000	RCHS Boys Track Supplies	640.00	0.00	557.73	0.00	7.73	74.54
10E---	1533	4---	--		640.00	0.00	557.73	0.00	7.73	74.54
10E050	1533	5500	00 000000	RCHS Boys Track Equipment	0.00	0.00	0.00	0.00	0.00	0.00
10E---	1533	5---	--		0.00	0.00	0.00	0.00	0.00	0.00
10E050	1534	1100	00 000000	RCHS Boys Baseball Cch Sal	8,500.00	0.00	0.00	0.00	0.00	8,500.00
10E050	1534	1120	00 000000	RCHS Baseball Workers	500.00	0.00	0.00	0.00	0.00	500.00
10E---	1534	1---	--		9,000.00	0.00	0.00	0.00	0.00	9,000.00
10E050	1534	2110	00 000000	RCHS Boys Baseball TRS	1,000.00	54.00	54.00	0.00	0.00	946.00
10E---	1534	2---	--		1,000.00	54.00	54.00	0.00	0.00	946.00
10E050	1534	3100	00 000000	RCHS Boys Baseball Official	3,590.00	0.00	120.00	0.00	0.00	3,470.00
10E050	1534	3190	00 000000	RCHS Boys Baseball Part Exp	0.00	0.00	0.00	0.00	0.00	0.00
10E050	1534	3320	00 000000	RCHS Boys Baseball Travel	0.00	0.00	0.00	0.00	0.00	0.00
10E---	1534	3---	--		3,590.00	0.00	120.00	0.00	0.00	3,470.00
10E050	1534	4100	00 000000	RCHS Boys Baseball Supplies	1,275.00	458.04	673.00	0.00	602.00	0.00
10E---	1534	4---	--		1,275.00	458.04	673.00	0.00	602.00	0.00
10E050	1536	1100	00 000000	RCHS Soccer Coach Sal	9,000.00	0.00	8,870.40	0.00	0.00	129.60
10E---	1536	1---	--		9,000.00	0.00	8,870.40	0.00	0.00	129.60
10E050	1536	2110	00 000000	RCHS Soccer Coach TRS	0.00	0.00	0.00	0.00	0.00	0.00
10E---	1536	2---	--		0.00	0.00	0.00	0.00	0.00	0.00
10E050	1536	3100	00 000000	RCHS Soccer Officials	2,430.00	0.00	1,875.00	0.00	0.00	555.00
10E050	1536	3190	00 000000	RCHS Soccer Part Exp	500.00	0.00	483.00	0.00	0.00	17.00
10E050	1536	3320	00 000000	RCHS Soccer Travel	0.00	0.00	0.00	0.00	0.00	0.00
10E---	1536	3---	--		2,930.00	0.00	2,358.00	0.00	0.00	572.00
10E050	1536	4100	00 000000	RCHS Soccer Supplies	1,020.00	0.00	0.00	0.00	189.50	830.50
10E---	1536	4---	--		1,020.00	0.00	0.00	0.00	189.50	830.50
10E040	1540	1100	00 000000	RCMS A D Sal	3,700.00	343.58	2,588.82	0.00	0.00	1,111.18
10E---	1540	1---	--		3,700.00	343.58	2,588.82	0.00	0.00	1,111.18
10E040	1540	2110	00 000000	RCMS A D TRS	400.00	39.82	279.71	0.00	0.00	120.29
10E040	1540	2200	00 000000		0.00	0.00	0.00	0.00	0.00	0.00
10E---	1540	2---	--		400.00	39.82	279.71	0.00	0.00	120.29
10E040	1540	3190	00 000000	RCMS AD Pur Serv	250.00	0.00	461.00	0.00	0.00	-211.00
10E040	1540	3320	00 000000	RCMS A D Travel	700.00	0.00	488.51	0.00	0.00	211.49
10E040	1540	3910	00 000000	RCMS A D State Plyoffs	365.00	133.88	133.88	0.00	0.00	231.12
10E---	1540	3---	--		1,315.00	133.88	1,083.39	0.00	0.00	231.61
10E040	1540	4100	00 000000	RCMS A D Supplies	305.00	170.50	190.80	0.00	0.00	114.20
10E040	1540	4110	00 000000	RCMS A D Awards	1,290.00	28.00	813.94	0.00	0.00	476.06
10E040	1540	4120	00 000000	RCMS Athletic Uniforms	2,000.00	0.00	2,000.00	0.00	0.00	0.00
10E---	1540	4---	--		3,595.00	198.50	3,004.74	0.00	0.00	590.26

Account Level				2021-22	March 2021-22	2021-22	2021-22	Encumbered	2021-22	
FDTLOC	FUNC	OBJ	SJ	Description	Budget	Monthly Activity	FYTD Activity	Batch Activity	Amount	Available Funds
10E040	1540	6400	00 000000	RCMS A D Dues/Fees	1,200.00	0.00	1,375.00	0.00	-250.00	75.00
10E---	1540	6---	--		1,200.00	0.00	1,375.00	0.00	-250.00	75.00
10E040	1550	1100	00 000000	RCMS Chrlldr Spons Sal	4,100.00	3,942.40	3,942.40	0.00	0.00	157.60
10E---	1550	1---	--		4,100.00	3,942.40	3,942.40	0.00	0.00	157.60
10E040	1550	2110	00 000000	RCMS Chrlldr Spons TRS	0.00	0.00	0.00	0.00	0.00	0.00
10E---	1550	2---	--		0.00	0.00	0.00	0.00	0.00	0.00
10E040	1550	3190	00 000000	RCMS Chrlldr Part Exp	0.00	0.00	0.00	0.00	0.00	0.00
10E040	1550	3320	00 000000	RCMS Chrlldr Travel	0.00	0.00	0.00	0.00	0.00	0.00
10E---	1550	3---	--		0.00	0.00	0.00	0.00	0.00	0.00
10E040	1550	4100	00 000000	RCMS Chrlldr Supplies	100.00	0.00	0.00	0.00	0.00	100.00
10E---	1550	4---	--		100.00	0.00	0.00	0.00	0.00	100.00
10E040	1550	6400	00 000000	RCMS Chrlldr Dues/Fees	0.00	0.00	0.00	0.00	0.00	0.00
10E---	1550	6---	--		0.00	0.00	0.00	0.00	0.00	0.00
10E040	1551	1100	00 000000	RCMS X-Country Coach Sal	3,800.00	0.00	3,794.59	0.00	0.00	5.41
10E---	1551	1---	--		3,800.00	0.00	3,794.59	0.00	0.00	5.41
10E040	1551	2110	00 000000	RCMS X-Country Coach TRS	420.00	0.00	415.93	0.00	0.00	4.07
10E---	1551	2---	--		420.00	0.00	415.93	0.00	0.00	4.07
10E040	1551	3190	00 000000	RCMS X-Country Part Exp	0.00	0.00	0.00	0.00	0.00	0.00
10E040	1551	3320	00 000000	RCMS X-Country Travel	0.00	0.00	0.00	0.00	0.00	0.00
10E---	1551	3---	--		0.00	0.00	0.00	0.00	0.00	0.00
10E040	1551	4100	00 000000	RCMS X-Country Supplies	150.00	0.00	0.00	0.00	0.00	150.00
10E---	1551	4---	--		150.00	0.00	0.00	0.00	0.00	150.00
10E040	1551	6400	00 000000	RCMS X-Country Dues/Fees	0.00	0.00	0.00	0.00	0.00	0.00
10E---	1551	6---	--		0.00	0.00	0.00	0.00	0.00	0.00
10E040	1560	1100	00 000000	RCMS Girls Basketball Cch Sal	9,053.00	0.00	7,175.17	0.00	0.00	1,877.83
10E040	1560	1120	00 000000	RCMS Girls Basketball Wrks Sal	1,700.00	0.00	549.00	0.00	0.00	1,151.00
10E---	1560	1---	--		10,753.00	0.00	7,724.17	0.00	0.00	3,028.83
10E040	1560	2110	00 000000	RCMS Girls Basketball Coach TR	1,000.00	0.00	498.22	0.00	0.00	501.78
10E040	1560	2130	00 000000		0.00	0.00	0.00	0.00	0.00	0.00
10E---	1560	2---	--		1,000.00	0.00	498.22	0.00	0.00	501.78
10E040	1560	3100	00 000000	RCMS Girls Basketball Official	3,000.00	0.00	2,881.00	0.00	0.00	119.00
10E040	1560	3190	00 000000	RCMS Girls Basketball Part Exp	0.00	0.00	0.00	0.00	0.00	0.00
10E040	1560	3320	00 000000	RCMS Girls Basketball Travel	0.00	0.00	0.00	0.00	0.00	0.00
10E---	1560	3---	--		3,000.00	0.00	2,881.00	0.00	0.00	119.00
10E040	1560	4100	00 000000	RCMS Girls Basketball Supplies	350.00	0.00	338.50	0.00	0.00	11.50
10E---	1560	4---	--		350.00	0.00	338.50	0.00	0.00	11.50
10E040	1560	5400	00 000000	RCMS Girls Basketball Equip	0.00	0.00	0.00	0.00	0.00	0.00
10E---	1560	5---	--		0.00	0.00	0.00	0.00	0.00	0.00
10E040	1560	6400	00 000000	RCMS Girls Basktbball Due/Fees	0.00	0.00	0.00	0.00	0.00	0.00
10E---	1560	6---	--		0.00	0.00	0.00	0.00	0.00	0.00

FDTLOC	FUNC	OBJ	SJ	Account Level Description	2021-22 Budget	March 2021-22 Monthly Activity	2021-22 FYTD Activity	2021-22 Batch Activity	Encumbered Amount	2021-22 Available Funds
10E040	1561	1100	00	000000	RCMS Volleybl Coach Sal	6,708.00	-898.63	-2.28	0.00	6,710.28
10E040	1561	1120	00	000000	RCMS Volleybl Gm Wrk Sal	1,000.00	264.00	264.00	0.00	736.00
10E---	1561	1---	--	-----		7,708.00	-634.63	261.72	0.00	7,446.28
10E040	1561	2110	00	000000	RCMS Volleybl Coach TRS	516.00	-101.37	2.55	0.00	513.45
10E040	1561	2130	00	000000		0.00	0.00	0.00	0.00	0.00
10E---	1561	2---	--	-----		516.00	-101.37	2.55	0.00	513.45
10E040	1561	3100	00	000000	RCMS Volleybl Officials	1,000.00	1,000.50	1,000.50	0.00	-0.50
10E040	1561	3190	00	000000	RCMS Volleybl Part Exp	700.00	0.00	0.00	0.00	700.00
10E040	1561	3320	00	000000	RCMS Volleybl Travel	0.00	0.00	0.00	0.00	0.00
10E---	1561	3---	--	-----		1,700.00	1,000.50	1,000.50	0.00	699.50
10E040	1561	4100	00	000000	RCMS Volleybl Supplies	300.00	0.00	112.50	0.00	187.50
10E---	1561	4---	--	-----		300.00	0.00	112.50	0.00	187.50
10E040	1561	6400	00	000000	RCMS Volleybl Dues/Fees	0.00	150.00	150.00	0.00	-150.00
10E---	1561	6---	--	-----		0.00	150.00	150.00	0.00	-150.00
10E040	1562	1100	00	000000	RCMS Grls Trk Coach Sal	3,600.00	0.00	0.00	0.00	3,600.00
10E---	1562	1---	--	-----		3,600.00	0.00	0.00	0.00	3,600.00
10E040	1562	2110	00	000000	RCMS Grls Trk Cch TRS	0.00	0.00	0.00	0.00	0.00
10E---	1562	2---	--	-----		0.00	0.00	0.00	0.00	0.00
10E040	1562	3100	00	000000	RCMS Grls Trk Officials	300.00	0.00	0.00	0.00	300.00
10E040	1562	3190	00	000000	RCMS Girls Track Part Exp	0.00	0.00	0.00	0.00	0.00
10E040	1562	3320	00	000000	RCMS Grls Trk Travel	0.00	0.00	0.00	0.00	0.00
10E---	1562	3---	--	-----		300.00	0.00	0.00	0.00	300.00
10E040	1562	4100	00	000000	RCMS Grls Trk Supplies	250.00	0.00	0.00	0.00	250.00
10E---	1562	4---	--	-----		250.00	0.00	0.00	0.00	250.00
10E040	1562	6400	00	000000	RCMS Grls Trk Dues/Fees	0.00	0.00	0.00	0.00	0.00
10E---	1562	6---	--	-----		0.00	0.00	0.00	0.00	0.00
10E040	1570	1100	00	000000	RCMS Boys Basketball Coach Sal	6,837.00	6,799.09	6,799.09	0.00	37.91
10E040	1570	1120	00	000000	RCMS Boys Basketball Wrk Sal	2,500.00	651.75	1,515.75	0.00	984.25
10E040	1570	1210	00	000000		0.00	0.00	0.00	0.00	0.00
10E---	1570	1---	--	-----		9,337.00	7,450.84	8,314.84	0.00	1,022.16
10E040	1570	2110	00	000000	RCMS Boys Basketball Coach TRS	361.00	41.22	92.35	0.00	268.65
10E040	1570	2130	00	000000		0.00	0.00	0.00	0.00	0.00
10E---	1570	2---	--	-----		361.00	41.22	92.35	0.00	268.65
10E040	1570	3100	00	000000	RCMS Boys Basketball Official	2,600.00	380.00	2,955.00	0.00	-355.00
10E040	1570	3190	00	000000	RCMS Boys Basketball Part Exp	0.00	0.00	0.00	0.00	0.00
10E040	1570	3320	00	000000	RCMS Boys Basketball Travel	0.00	0.00	0.00	0.00	0.00
10E---	1570	3---	--	-----		2,600.00	380.00	2,955.00	0.00	-355.00
10E040	1570	4100	00	000000	RCMS Boys Basketball Supplies	1,250.00	0.00	759.10	0.00	490.90
10E---	1570	4---	--	-----		1,250.00	0.00	759.10	0.00	490.90
10E040	1570	6400	00	000000	RCMS Boys Basketball Due/Fees	0.00	0.00	0.00	0.00	0.00

Account Level				2021-22	March 2021-22	2021-22	2021-22	Encumbered	2021-22	
FDTLOC	FUNC	OBJ	SJ	Description	Budget	Monthly Activity	FYTD Activity	Batch Activity	Amount	Available Funds
10E---	1570	6---	--	-----	0.00	0.00	0.00	0.00	0.00	0.00
10E040	1571	1100	00	000000	7,000.00	0.00	90.00	0.00	0.00	6,910.00
10E---	1571	1---	--	-----	7,000.00	0.00	90.00	0.00	0.00	6,910.00
10E040	1571	2110	00	000000	200.00	0.00	5.22	0.00	0.00	194.78
10E---	1571	2---	--	-----	200.00	0.00	5.22	0.00	0.00	194.78
10E040	1571	3100	00	000000	2,650.00	0.00	0.00	0.00	0.00	2,650.00
10E040	1571	3190	00	000000	0.00	0.00	0.00	0.00	0.00	0.00
10E040	1571	3320	00	000000	0.00	0.00	0.00	0.00	0.00	0.00
10E---	1571	3---	--	-----	2,650.00	0.00	0.00	0.00	0.00	2,650.00
10E040	1571	4100	00	000000	1,300.00	0.00	0.00	0.00	95.00	1,205.00
10E---	1571	4---	--	-----	1,300.00	0.00	0.00	0.00	95.00	1,205.00
10E040	1571	6400	00	000000	0.00	0.00	0.00	0.00	0.00	0.00
10E---	1571	6---	--	-----	0.00	0.00	0.00	0.00	0.00	0.00
10E050	1572	1100	00	000000	7,400.00	6,504.96	6,504.96	0.00	0.00	895.04
10E050	1572	1120	00	000000	500.00	0.00	256.50	0.00	0.00	243.50
10E---	1572	1---	--	-----	7,900.00	6,504.96	6,761.46	0.00	0.00	1,138.54
10E050	1572	2110	00	000000	155.00	0.00	8.35	0.00	0.00	146.65
10E---	1572	2---	--	-----	155.00	0.00	8.35	0.00	0.00	146.65
10E050	1572	3100	00	000000	1,500.00	0.00	1,440.00	0.00	0.00	60.00
10E050	1572	3190	00	000000	1,100.00	0.00	1,025.00	0.00	0.00	75.00
10E050	1572	3320	00	000000	0.00	0.00	0.00	0.00	0.00	0.00
10E---	1572	3---	--	-----	2,600.00	0.00	2,465.00	0.00	0.00	135.00
10E040	1572	4100	00	000000	0.00	0.00	0.00	0.00	0.00	0.00
10E050	1572	4100	00	000000	510.00	371.15	371.15	0.00	0.00	138.85
10E---	1572	4---	--	-----	510.00	371.15	371.15	0.00	0.00	138.85
10E040	1575	1100	00	000000	3,100.00	269.06	2,352.18	0.00	0.00	747.82
10E---	1575	1---	--	-----	3,100.00	269.06	2,352.18	0.00	0.00	747.82
10E040	1575	2110	00	000000	350.00	31.18	218.26	0.00	0.00	131.74
10E---	1575	2---	--	-----	350.00	31.18	218.26	0.00	0.00	131.74
10E040	1576	1100	00	000000	1,238.00	119.58	1,012.86	0.00	0.00	225.14
10E---	1576	1---	--	-----	1,238.00	119.58	1,012.86	0.00	0.00	225.14
10E040	1576	2110	00	000000	130.00	13.86	97.02	0.00	0.00	32.98
10E---	1576	2---	--	-----	130.00	13.86	97.02	0.00	0.00	32.98
10E050	1580	1100	00	000000	4,100.00	4,312.17	4,312.17	0.00	0.00	-212.17
10E---	1580	1---	--	-----	4,100.00	4,312.17	4,312.17	0.00	0.00	-212.17
10E050	1580	2110	00	000000	475.00	488.45	488.45	0.00	0.00	-13.45
10E---	1580	2---	--	-----	475.00	488.45	488.45	0.00	0.00	-13.45
10E050	1580	3190	00	000000	200.00	118.58	118.58	0.00	0.00	81.42
10E050	1580	3320	00	000000	0.00	0.00	0.00	0.00	0.00	0.00
10E---	1580	3---	--	-----	200.00	118.58	118.58	0.00	0.00	81.42

Account Level				2021-22	March 2021-22	2021-22	2021-22	Encumbered	2021-22	
FDTLOC	FUNC	OBJ	SJ	Description	Budget	Monthly Activity	FYTD Activity	Batch Activity	Amount	Available Funds
10E050	1580	4100	00 000000	RCHSScholastic Bowl Supp	340.00	0.00	0.00	0.00	180.00	160.00
10E---	1580	4---	-- -----		340.00	0.00	0.00	0.00	180.00	160.00
10E050	1582	1100	00 000000	RCHS Musical Sponsor Salary	14,200.00	0.00	14,178.67	0.00	0.00	21.33
10E---	1582	1---	-- -----		14,200.00	0.00	14,178.67	0.00	0.00	21.33
10E050	1582	2110	00 000000	RCHS Musical Sponsor TRS	1,625.00	0.00	1,399.46	0.00	0.00	225.54
10E050	1582	2130	00 000000		0.00	0.00	0.00	0.00	0.00	0.00
10E050	1582	2200	00 000000		0.00	0.00	0.00	0.00	0.00	0.00
10E---	1582	2---	-- -----		1,625.00	0.00	1,399.46	0.00	0.00	225.54
10E050	1582	3190	00 000000	RCHS Musical Purchase Serv	1,550.00	0.00	1,530.00	0.00	0.00	20.00
10E---	1582	3---	-- -----		1,550.00	0.00	1,530.00	0.00	0.00	20.00
10E050	1583	1100	00 000000	RCHS Marching Band Dir Sal	7,325.00	714.56	10,937.84	0.00	0.00	-3,612.84
10E050	1583	1110	00 000000	RCHS Band Camp Sal	2,350.00	0.00	-825.14	0.00	0.00	3,175.14
10E---	1583	1---	-- -----		9,675.00	714.56	10,112.70	0.00	0.00	-437.70
10E050	1583	2110	00 000000	RCHS Marching Band Dir TRS	1,500.00	82.82	1,052.89	0.00	0.00	447.11
10E---	1583	2---	-- -----		1,500.00	82.82	1,052.89	0.00	0.00	447.11
10E050	1583	3190	00 000000	RCHS Marching Band Part Exp	2,900.00	0.00	2,655.00	0.00	275.00	-30.00
10E---	1583	3---	-- -----		2,900.00	0.00	2,655.00	0.00	275.00	-30.00
10E010	1583	4100	00 000000	Band Uniforms	6,000.00	0.00	0.00	0.00	4,182.32	1,817.68
10E050	1583	4100	00 000000	RCHS Marching Band Supplies	1,808.00	614.65	1,014.65	0.00	971.28	-177.93
10E---	1583	4---	-- -----		7,808.00	614.65	1,014.65	0.00	5,153.60	1,639.75
10E050	1583	5500	00 000000	RCHS Band Uniforms	0.00	0.00	0.00	0.00	0.00	0.00
10E---	1583	5---	-- -----		0.00	0.00	0.00	0.00	0.00	0.00
10E050	1584	1100	00 000000	RCHS Chorus Spons Sal	0.00	0.00	0.00	0.00	0.00	0.00
10E---	1584	1---	-- -----		0.00	0.00	0.00	0.00	0.00	0.00
10E050	1585	1100	00 000000	RCHS Jr Cls Spons Sal	5,194.00	463.42	4,034.98	0.00	0.00	1,159.02
10E---	1585	1---	-- -----		5,194.00	463.42	4,034.98	0.00	0.00	1,159.02
10E050	1585	2110	00 000000	RCHS Jr Cls Spons TRS	598.00	53.72	376.04	0.00	0.00	221.96
10E---	1585	2---	-- -----		598.00	53.72	376.04	0.00	0.00	221.96
10E050	1586	1100	00 000000	RCHS Yearbook Sponsor Sal	2,508.00	239.18	2,084.42	0.00	0.00	423.58
10E---	1586	1---	-- -----		2,508.00	239.18	2,084.42	0.00	0.00	423.58
10E050	1586	2110	00 000000	RCHS Yearbook Sponsor TRS	300.00	27.74	194.18	0.00	0.00	105.82
10E---	1586	2---	-- -----		300.00	27.74	194.18	0.00	0.00	105.82
10E050	1586	4100	00 000000	RCHS Yearbook Supplies	1,000.00	0.00	0.00	0.00	0.00	1,000.00
10E---	1586	4---	-- -----		1,000.00	0.00	0.00	0.00	0.00	1,000.00
10E050	1588	1100	00 000000	RCHS X-Curr Sprvsn Sal	200.00	0.00	30.00	0.00	0.00	170.00
10E---	1588	1---	-- -----		200.00	0.00	30.00	0.00	0.00	170.00
10E050	1588	2110	00 000000	RCHS X-Curr Sprvsn TRS	25.00	0.00	10.36	0.00	0.00	14.64
10E---	1588	2---	-- -----		25.00	0.00	10.36	0.00	0.00	14.64
10E050	1589	1100	00 000000	RCHS Student Council Sal	4,380.00	388.66	3,423.74	0.00	0.00	956.26
10E---	1589	1---	-- -----		4,380.00	388.66	3,423.74	0.00	0.00	956.26

Account Level				2021-22	March 2021-22	2021-22	2021-22	Encumbered	2021-22	
FDTLOC	FUNC	OBJ	SJ	Description	Budget	Monthly Activity	FYTD Activity	Batch Activity	Amount	Available Funds
10E050	1589	2110	00 000000	RCHS Student Council TRS	516.00	45.06	315.42	0.00	0.00	200.58
10E---	1589	2---	--		516.00	45.06	315.42	0.00	0.00	200.58
10E050	1590	1110	00 000000	RCHS Rifle/Drill Sal	5,800.00	471.58	4,234.66	0.00	0.00	1,565.34
10E---	1590	1---	--		5,800.00	471.58	4,234.66	0.00	0.00	1,565.34
10E050	1590	2130	00 000000		0.00	0.00	0.00	0.00	0.00	0.00
10E---	1590	2---	--		0.00	0.00	0.00	0.00	0.00	0.00
10E050	1590	3320	00 000000	RCHS Rifle/Drill Travel	0.00	0.00	0.00	0.00	0.00	0.00
10E---	1590	3---	--		0.00	0.00	0.00	0.00	0.00	0.00
10E040	1591	1100	00 000000	RCMS Band Director Sal	3,650.00	298.96	2,678.68	0.00	0.00	971.32
10E---	1591	1---	--		3,650.00	298.96	2,678.68	0.00	0.00	971.32
10E040	1591	2110	00 000000	RCMS Band Directors TRS	435.00	34.64	242.48	0.00	0.00	192.52
10E---	1591	2---	--		435.00	34.64	242.48	0.00	0.00	192.52
10E040	1591	3190	00 000000	RCMS Band Pur Serv	0.00	0.00	0.00	0.00	0.00	0.00
10E040	1591	3230	00 000000	RCMS Band Rep/Main	1,000.00	0.00	1,000.00	0.00	0.00	0.00
10E---	1591	3---	--		1,000.00	0.00	1,000.00	0.00	0.00	0.00
10E040	1591	4100	00 000000	RCMS Music Supp/Parts	0.00	0.00	0.00	0.00	0.00	0.00
10E---	1591	4---	--		0.00	0.00	0.00	0.00	0.00	0.00
10E040	1591	5500	00 000000	RCMS Band Equipment	0.00	0.00	0.00	0.00	0.00	0.00
10E---	1591	5---	--		0.00	0.00	0.00	0.00	0.00	0.00
10E040	1591	6400	00 000000	RCMS Band Dues/Fees	100.00	0.00	80.00	0.00	0.00	20.00
10E---	1591	6---	--		100.00	0.00	80.00	0.00	0.00	20.00
10E040	1593	1100	00 000000	RCMS Talent Shw Spon Sal	6,600.00	0.00	0.00	0.00	0.00	6,600.00
10E---	1593	1---	--		6,600.00	0.00	0.00	0.00	0.00	6,600.00
10E040	1593	2110	00 000000	RCMS Talent Shw Spon TRS	775.00	0.00	0.00	0.00	0.00	775.00
10E---	1593	2---	--		775.00	0.00	0.00	0.00	0.00	775.00
10E040	1593	4100	00 000000	RCMS Talent Shw Supp	200.00	0.00	76.90	0.00	0.00	123.10
10E---	1593	4---	--		200.00	0.00	76.90	0.00	0.00	123.10
10E040	1594	4100	00 000000	RCMS Drama Supplies	0.00	0.00	0.00	0.00	0.00	0.00
10E---	1594	4---	--		0.00	0.00	0.00	0.00	0.00	0.00
10E040	1598	1100	00 000000	RCMS Dance/Grad Sup Sal	250.00	63.00	63.00	0.00	0.00	187.00
10E---	1598	1---	--		250.00	63.00	63.00	0.00	0.00	187.00
10E040	1598	2110	00 000000	RCMS Dance/Grad TRS	50.00	0.00	0.00	0.00	0.00	50.00
10E---	1598	2---	--		50.00	0.00	0.00	0.00	0.00	50.00
10E040	1599	1100	00 000000	RCMS Math Counts Sponsor	1,450.00	0.00	0.00	0.00	0.00	1,450.00
10E---	1599	1---	--		1,450.00	0.00	0.00	0.00	0.00	1,450.00
10E040	1599	2110	00 000000	RCMS Math Counts Sponsor TRS	175.00	0.00	0.00	0.00	0.00	175.00
10E---	1599	2---	--		175.00	0.00	0.00	0.00	0.00	175.00
10E040	1599	3320	00 000000	RCMS Team Quest Travel	600.00	0.00	600.00	0.00	0.00	0.00
10E---	1599	3---	--		600.00	0.00	600.00	0.00	0.00	0.00
10E---	15--	----	--		404,808.00	70,896.40	264,684.35	0.00	12,142.83	127,980.82

Account Level				2021-22	March 2021-22	2021-22	2021-22	Encumbered	2021-22	
FDTLOC	FUNC	OBJ	SJ	Description	Budget	Monthly Activity	FYTD Activity	Batch Activity	Amount	Available Funds
10E050	1700	1100	00 000000	Drivers Ed Teach Salary	70,000.00	6,562.46	49,587.22	0.00	0.00	20,412.78
10E050	1700	1200	00 000000	Drivers Ed Sub Sal	500.00	0.00	157.50	0.00	0.00	342.50
10E---	1700	1---	--		70,500.00	6,562.46	49,744.72	0.00	0.00	20,755.28
10E050	1700	2110	00 000000	Drivers Ed TRS	6,192.00	271.13	2,320.98	0.00	0.00	3,871.02
10E050	1700	2200	00 000000	Drivers Ed Ins Ben	3,900.00	305.00	2,675.00	0.00	0.00	1,225.00
10E---	1700	2---	--		10,092.00	576.13	4,995.98	0.00	0.00	5,096.02
10E050	1700	3190	00 000000	Drivers Ed Pur Serv	315.00	0.00	120.00	0.00	0.00	195.00
10E050	1700	3230	00 000000	Drivers Ed Rep/Maint	1,690.00	0.00	944.36	0.00	0.00	745.64
10E050	1700	3320	00 000000	Drivers Ed Travel	25.00	0.00	0.00	0.00	0.00	25.00
10E050	1700	3600	00 000000	Drivers Ed Printing	0.00	0.00	0.00	0.00	0.00	0.00
10E---	1700	3---	--		2,030.00	0.00	1,064.36	0.00	0.00	965.64
10E050	1700	4100	00 000000	Drivers Ed Supplies	470.00	8.90	459.38	0.00	0.00	10.62
10E050	1700	4210	00 000000	Drivers Ed Replcmnt Texbks	0.00	0.00	0.00	0.00	0.00	0.00
10E050	1700	4640	00 000000	Drivers Ed Fuel	3,500.00	0.00	0.00	0.00	0.00	3,500.00
10E---	1700	4---	--		3,970.00	8.90	459.38	0.00	0.00	3,510.62
10E050	1700	5500	00 000000	Drivers Ed Equipment	612.00	0.00	0.00	0.00	0.00	612.00
10E---	1700	5---	--		612.00	0.00	0.00	0.00	0.00	612.00
10E---	17--	----	--		87,204.00	7,147.49	56,264.44	0.00	0.00	30,939.56
10E010	1800	1100	00 000000	Bilingual Prog Sal	0.00	0.00	0.00	0.00	0.00	0.00
10E---	1800	1---	--		0.00	0.00	0.00	0.00	0.00	0.00
10E010	1800	2110	00 000000	Bilingual Program TRS	0.00	0.00	0.00	0.00	0.00	0.00
10E---	1800	2---	--		0.00	0.00	0.00	0.00	0.00	0.00
10E010	1800	4100	00 000000	Bilingual Supplies	250.00	0.00	165.50	0.00	4.50	80.00
10E---	1800	4---	--		250.00	0.00	165.50	0.00	4.50	80.00
10E---	18--	----	--		250.00	0.00	165.50	0.00	4.50	80.00
10E550	1900	1110	00 550000	TAOEP TA/Aide Salary	23,500.00	2,125.08	15,848.44	0.00	0.00	7,651.56
10E750	1900	1110	00 750000	TAOEP TA/Aide Salary	3,000.00	0.00	2,918.64	0.00	0.00	81.36
10E550	1900	1200	00 550000		0.00	0.00	91.00	0.00	0.00	-91.00
10E550	1900	1210	00 550000	TAOEP Sub TA/Aide Salary	275.00	0.00	266.00	0.00	0.00	9.00
10E750	1900	1210	00 750000	TAOEP Sub Sal	0.00	0.00	0.00	0.00	0.00	0.00
10E---	1900	1---	--		26,775.00	2,125.08	19,124.08	0.00	0.00	7,650.92
10E750	1900	2130	00 750000		0.00	0.00	0.00	0.00	0.00	0.00
10E550	1900	2200	00 550000	TAOEP Ins Ben	12.00	1.00	7.50	0.00	0.00	4.50
10E750	1900	2200	00 750000	TAOEP Ins Ben	0.00	0.00	1.50	0.00	0.00	-1.50
10E---	1900	2---	--		12.00	1.00	9.00	0.00	0.00	3.00
10E550	1900	4100	00 550000	TAOEP Supplies	0.00	0.00	0.00	0.00	0.00	0.00
10E750	1900	4100	00 750000	TAOEP Supp	0.00	0.00	0.00	0.00	0.00	0.00
10E---	1900	4---	--		0.00	0.00	0.00	0.00	0.00	0.00
10E750	1900	5500	00 750000	TAEOP Equipment	0.00	0.00	0.00	0.00	0.00	0.00
10E---	1900	5---	--		0.00	0.00	0.00	0.00	0.00	0.00

FDTLOC	FUNC	OBJ	SJ	Account Level	2021-22	March 2021-22	2021-22	2021-22	Encumbered	2021-22
				Description	Budget	Monthly Activity	FYTD Activity	Batch Activity	Amount	Available Funds
10E550	1900	6900	00	550000	Refund of TAOEP PROCEEDS	805.00	0.00	805.00	0.00	0.00
10E---	1900	6---	--	-----	805.00	0.00	805.00	0.00	0.00	0.00
10E010	1911	6700	00	000000	Riverside Medical Center	0.00	0.00	0.00	0.00	0.00
10E010	1911	6710	00	000000	Reg Ed Pavilion Tuition	1,650.00	858.00	858.00	0.00	792.00
10E010	1911	6730	00	000000	Alexian Brothers Behavioral	0.00	0.00	0.00	0.00	0.00
10E010	1911	6790	00	000000	Lincoln Prairie Behavioral Hom	1,500.00	0.00	850.00	0.00	650.00
10E---	1911	6---	--	-----	3,150.00	858.00	1,708.00	0.00	0.00	1,442.00
10E260	1912	6700	00	260000	Sp Ed Priv Swann Tuition	0.00	0.00	0.00	0.00	0.00
10E010	1912	6710	00	000000	Reg Ed Pavilion Tuition	0.00	0.00	0.00	0.00	0.00
10E260	1912	6710	00	260000	Sp Ed Priv Pavilion Tuition	1,320.00	0.00	0.00	0.00	1,320.00
10E260	1912	6720	00	000000	Kemmerer Village RM/BD/Tuition	0.00	0.00	0.00	0.00	0.00
10E260	1912	6730	00	260000	Sp Ed Salem Children's Home	0.00	0.00	0.00	0.00	0.00
10E260	1912	6740	00	260000	Sp Ed Cunningham Home R/B	0.00	0.00	0.00	0.00	0.00
10E260	1912	6750	00	260000	Cunningham Children's Home	0.00	0.00	0.00	0.00	0.00
10E260	1912	6760	00	260000	Swann Tuition	0.00	0.00	0.00	0.00	0.00
10E260	1912	6770	00	260000	Streamwood Behavioral Health	0.00	0.00	0.00	0.00	0.00
10E260	1912	6780	00	260000	Salem Childrens Home	0.00	0.00	0.00	0.00	0.00
10E260	1912	6800	00	260000	Sp Ed Lincoln Prairie	250.00	0.00	500.00	0.00	-250.00
10E260	1912	6810	00	260000	Meridell Achievement Center	0.00	0.00	0.00	0.00	0.00
10E260	1912	6830	00	260000	Chaddock	0.00	0.00	0.00	0.00	0.00
10E260	1912	6850	00	260000	LakeMary	22,000.00	0.00	21,504.00	0.00	496.00
10E---	1912	6---	--	-----	23,570.00	0.00	22,004.00	0.00	0.00	1,566.00
10E999	1999	0000	00	000000	Student Activity Disbursements	0.00	0.00	0.00	0.00	0.00
10E---	1999	0---	--	-----	0.00	0.00	0.00	0.00	0.00	0.00
10E---	19--	----	--	-----	54,312.00	2,984.08	43,650.08	0.00	0.00	10,661.92
10E010	2110	1100	00	000000	Social Worker Sal	0.00	1,590.90	17,653.08	0.00	-17,653.08
10E342	2110	1100	00	000000	ESSER II Social Work Salary	75,000.00	0.00	0.00	0.00	75,000.00
10E550	2110	1100	00	550000	TAOEP Social Wrkr Sal	0.00	2,079.26	14,554.82	0.00	-14,554.82
10E750	2110	1100	00	750000	TAOEP Social Worker Sal	0.00	0.00	0.00	0.00	0.00
10E020	2110	1110	00	000000	RCES Social Workers Sal	0.00	0.00	1,958.89	0.00	-1,958.89
10E550	2110	1110	00	550000	TAOEP Sec/Intervntst Sal	25,000.00	0.00	0.00	0.00	25,000.00
10E750	2110	1110	00	750000	TAOEP Interventionist Sal	0.00	0.00	0.00	0.00	0.00
10E750	2110	1200	00	750000		0.00	0.00	0.00	0.00	0.00
10E---	2110	1---	--	-----	100,000.00	3,670.16	34,166.79	0.00	0.00	65,833.21
10E010	2110	2110	00	000000	Social Worker TRS	0.00	184.44	2,046.59	0.00	-2,046.59
10E342	2110	2110	00	000000	ESSER II Social Work TRS	16,000.00	0.00	0.00	0.00	16,000.00
10E550	2110	2110	00	550000	TAOEP TRS	0.00	0.00	0.00	0.00	0.00
10E750	2110	2110	00	750000	TAOEP Social Worker TRS	0.00	0.00	0.00	0.00	0.00
10E020	2110	2130	00	000000	RCES	0.00	0.00	0.00	0.00	0.00
10E750	2110	2130	00	750000		0.00	0.00	0.00	0.00	0.00

Account Level				2021-22	March 2021-22	2021-22	2021-22	Encumbered	2021-22	
FDTLOC	FUNC	OBJ	SJ	Description	Budget	Monthly Activity	FYTD Activity	Batch Activity	Amount	Available Funds
10E010	2110	2200	00	000000	0.00	0.00	0.00	0.00	0.00	0.00
10E342	2110	2200	00	000000	7,500.00	0.00	0.00	0.00	0.00	7,500.00
10E550	2110	2200	00	550000	12.00	1.34	9.38	0.00	0.00	2.62
10E750	2110	2200	00	750000	0.00	0.00	0.00	0.00	0.00	0.00
10E---	2110	2---	--	-----	23,512.00	185.78	2,055.97	0.00	0.00	21,456.03
10E550	2110	3190	00	550000	2,300.00	0.00	0.00	0.00	0.00	2,300.00
10E750	2110	3190	00	750000	0.00	0.00	0.00	0.00	1.00	-1.00
10E920	2110	3190	00	920000	0.00	0.00	0.00	0.00	0.00	0.00
10E010	2110	3320	00	000000	200.00	0.00	0.00	0.00	0.00	200.00
10E550	2110	3320	00	550000	600.00	0.00	0.00	0.00	1.00	599.00
10E750	2110	3320	00	750000	0.00	0.00	0.00	0.00	0.00	0.00
10E920	2110	3320	00	920000	0.00	0.00	0.00	0.00	0.00	0.00
10E---	2110	3---	--	-----	3,100.00	0.00	0.00	0.00	2.00	3,098.00
10E920	2110	4100	00	920000	1,000.00	0.00	0.00	0.00	0.00	1,000.00
10E---	2110	4---	--	-----	1,000.00	0.00	0.00	0.00	0.00	1,000.00
10E020	2120	1100	00	000000	110,266.00	8,894.80	79,912.71	0.00	0.00	30,353.29
10E040	2120	1100	00	000000	45,063.00	7,670.78	60,573.50	0.00	0.00	-15,510.50
10E050	2120	1100	00	000000	95,000.00	7,749.76	65,386.00	0.00	0.00	29,614.00
10E070	2120	1100	00	000000	0.00	0.00	0.00	0.00	0.00	0.00
10E342	2120	1100	00	000000	0.00	0.00	0.00	0.00	0.00	0.00
10E470	2120	1100	00	470000	0.00	0.00	0.00	0.00	0.00	0.00
10E050	2120	1110	00	000000	25,800.00	4,160.98	33,546.90	0.00	0.00	-7,746.90
10E020	2120	1200	00	000000	0.00	0.00	0.00	0.00	0.00	0.00
10E050	2120	1210	00	000000	0.00	0.00	0.00	0.00	0.00	0.00
10E---	2120	1---	--	-----	276,129.00	28,476.32	239,419.11	0.00	0.00	36,709.89
10E020	2120	2110	00	000000	13,000.00	1,031.24	7,436.82	0.00	0.00	5,563.18
10E040	2120	2110	00	000000	5,200.00	889.30	6,225.11	0.00	0.00	-1,025.11
10E050	2120	2110	00	000000	10,500.00	898.48	6,289.36	0.00	0.00	4,210.64
10E070	2120	2110	00	000000	0.00	0.00	0.00	0.00	0.00	0.00
10E342	2120	2110	00	000000	0.00	0.00	0.00	0.00	0.00	0.00
10E470	2120	2110	00	470000	0.00	0.00	0.00	0.00	0.00	0.00
10E050	2120	2130	00	000000	0.00	0.00	0.00	0.00	0.00	0.00
10E020	2120	2200	00	000000	7,320.00	611.00	5,359.00	0.00	0.00	1,961.00
10E040	2120	2200	00	000000	7,320.00	1,220.00	9,620.00	0.00	0.00	-2,300.00
10E050	2120	2200	00	000000	14,640.00	1,223.00	10,484.02	0.00	0.00	4,155.98
10E342	2120	2200	00	000000	0.00	0.00	0.00	0.00	0.00	0.00
10E---	2120	2---	--	-----	57,980.00	5,873.02	45,414.31	0.00	0.00	12,565.69
10E010	2120	3140	00	000000	0.00	0.00	0.00	0.00	0.00	0.00
10E020	2120	3190	00	000000	100.00	0.00	0.00	0.00	0.00	100.00
10E040	2120	3190	00	000000	150.00	0.00	50.00	0.00	0.00	100.00

Account Level				2021-22	March 2021-22	2021-22	2021-22	Encumbered	2021-22	
FDTLOC	FUNC	OBJ	SJ	Description	Budget	Monthly Activity	FYTD Activity	Batch Activity	Amount	Available Funds
10E050	2120	3190	00 000000	RCHS Guidance Pur Serv	0.00	0.00	0.00	0.00	0.00	0.00
10E070	2120	3190	00 000000	21st Century Grant-Pur Srvcs	0.00	0.00	0.00	0.00	0.00	0.00
10E100	2120	3190	00 100000	Title I CHAT Pur Serv	325.00	0.00	0.00	0.00	0.00	325.00
10E390	2120	3190	00 390000	Perkins Guidance Software Rene	0.00	0.00	0.00	0.00	0.00	0.00
10E500	2120	3190	00 500000	Title I Guid Pur Serv CHAT	1,100.00	0.00	0.00	0.00	0.00	1,100.00
10E680	2120	3190	00 680000	CHAT Guid Speaker	0.00	0.00	0.00	0.00	0.00	0.00
10E880	2120	3190	00 880000	CHAT #2 JF-Speaker	5,000.00	0.00	4,700.00	0.00	0.00	300.00
10E050	2120	3230	00 000000	RCHS Guidance Rep/Maint	0.00	0.00	0.00	0.00	0.00	0.00
10E050	2120	3240	00 000000	RCHS Guidance Copier Repair	100.00	0.00	0.00	0.00	0.00	100.00
10E050	2120	3260	00 000000	RCHS Guidance Postage	0.00	0.00	0.00	0.00	0.00	0.00
10E040	2120	3320	00 000000	RCMS Guidance Travel	50.00	0.00	0.00	0.00	0.00	50.00
10E050	2120	3320	00 000000	RCHS Guidance Travel	600.00	0.00	0.00	0.00	0.00	600.00
10E070	2120	3320	00 000000	21st Century Mile	0.00	0.00	0.00	0.00	0.00	0.00
10E470	2120	3320	00 470000	21st Century Mileage	0.00	0.00	0.00	0.00	0.00	0.00
10E050	2120	3600	00 000000	RCHS Guidance Printing	0.00	0.00	0.00	0.00	0.00	0.00
10E---	2120	3---	-- -----		7,425.00	0.00	4,750.00	0.00	0.00	2,675.00
10E010	2120	4100	00 000000	District Testing Supplies	0.00	0.00	0.00	0.00	0.00	0.00
10E020	2120	4100	00 000000	RCES Guid Supp	2,500.00	0.00	1,220.38	0.00	44.49	1,235.13
10E040	2120	4100	00 000000	RCMS Guidance Supplies	500.00	70.27	486.09	0.00	3.73	10.18
10E050	2120	4100	00 000000	RCHS Guidance Supplies	890.00	0.00	320.54	0.00	0.00	569.46
10E070	2120	4100	00 000000	21st Century Supplies	0.00	0.00	0.00	0.00	0.00	0.00
10E470	2120	4100	00 470000	21st Century Guid Supp	0.00	0.00	0.00	0.00	0.00	0.00
10E500	2120	4100	00 500000	Title I Counselor Supp	0.00	0.00	0.00	0.00	0.00	0.00
10E680	2120	4100	00 680000	CHAT Guid Supp	0.00	0.00	0.00	0.00	0.00	0.00
10E880	2120	4100	00 880000	CHAT #2 JF Supplies	1,000.00	0.00	601.11	0.00	0.00	398.89
10E050	2120	4240	00 000000	RCHS Guidance Paper/Toner	0.00	0.00	0.00	0.00	0.00	0.00
10E050	2120	4700	00 000000	RCHS Guidance Software	0.00	0.00	0.00	0.00	0.00	0.00
10E---	2120	4---	-- -----		4,890.00	70.27	2,628.12	0.00	48.22	2,213.66
10E050	2120	5500	00 000000	RCHS Guidance Equipment	1,000.00	0.00	0.00	0.00	0.00	1,000.00
10E---	2120	5---	-- -----		1,000.00	0.00	0.00	0.00	0.00	1,000.00
10E050	2120	6400	00 000000	RCHS Guidance Membership/Dues	250.00	0.00	0.00	0.00	0.00	250.00
10E---	2120	6---	-- -----		250.00	0.00	0.00	0.00	0.00	250.00
10E010	2130	1100	00 000000	District Nurse Salary	165,000.00	13,424.56	120,852.31	0.00	0.00	44,147.69
10E010	2130	1200	00 000000	District Sub Nurse Sal	5,000.00	435.00	3,130.25	0.00	0.00	1,869.75
10E010	2130	1210	00 000000	Sub Nurse Sec Sal	500.00	0.00	136.50	0.00	0.00	363.50
10E---	2130	1---	-- -----		170,500.00	13,859.56	124,119.06	0.00	0.00	46,380.94
10E010	2130	2110	00 000000	District Nurse TRS	12,000.00	1,029.82	7,208.25	0.00	0.00	4,791.75
10E010	2130	2130	00 000000		0.00	0.00	0.00	0.00	0.00	0.00
10E010	2130	2200	00 000000	District Nurse Ins Ben	7,320.00	613.00	5,377.00	0.00	0.00	1,943.00
10E---	2130	2---	-- -----		19,320.00	1,642.82	12,585.25	0.00	0.00	6,734.75

Account Level				2021-22	March 2021-22	2021-22	2021-22	Encumbered	2021-22		
FDTLOC	FUNC	OBJ	SJ	Description	Budget	Monthly Activity	FYTD Activity	Batch Activity	Amount	Available Funds	
10E010	2130	3190	00	000000	District Nurse V & H Screening	3,600.00	0.00	2,585.70	0.00	0.00	1,014.30
10E345	2130	3190	00	345000	ARP McKin Vent Health Services	1,500.00	0.00	1,500.00	0.00	0.00	0.00
10E920	2130	3190	00	920000	District Immuniz/Reg Fee	5,000.00	0.00	2,657.70	0.00	-188.00	2,530.30
10E920	2130	3230	00	920000	District Nurse Rep/Maint	400.00	0.00	0.00	0.00	275.00	125.00
10E920	2130	3320	00	920000	District Nurse Travel	500.00	0.00	0.00	0.00	0.00	500.00
10E---	2130	3---	--	-----		11,000.00	0.00	6,743.40	0.00	87.00	4,169.60
10E220	2130	4100	00	220000	FEMA GRANT HEALTH SUPPLIES	0.00	0.00	0.00	0.00	0.00	0.00
10E340	2130	4100	00	340000	ESSER Nursing Supplies	20,000.00	219.98	18,379.05	0.00	302.60	1,318.35
10E342	2130	4100	00	000000	ESSER II Nursing Supplies	5,000.00	1,294.24	1,589.64	0.00	0.00	3,410.36
10E345	2130	4100	00	345000	ARP McKin Vent Health Supplies	0.00	0.00	0.00	0.00	0.00	0.00
10E920	2130	4100	00	920000	District Nurse Supplies	6,200.00	216.90	2,263.71	0.00	3,099.61	836.68
10E920	2130	4400	00	920000	Subscription Renewals	0.00	0.00	0.00	0.00	0.00	0.00
10E920	2130	4700	00	920000	Nurses Software	0.00	0.00	0.00	0.00	0.00	0.00
10E---	2130	4---	--	-----		31,200.00	1,731.12	22,232.40	0.00	3,402.21	5,565.39
10E920	2130	5500	00	920000	District Nurse Equipment	0.00	0.00	0.00	0.00	0.00	0.00
10E---	2130	5---	--	-----		0.00	0.00	0.00	0.00	0.00	0.00
10E920	2130	6400	00	920000	Nurses Membership/Dues Fees	350.00	0.00	292.00	0.00	0.00	58.00
10E---	2130	6---	--	-----		350.00	0.00	292.00	0.00	0.00	58.00
10E140	2140	1100	00	140000	Psychologist Sal	0.00	0.00	0.00	0.00	0.00	0.00
10E---	2140	1---	--	-----		0.00	0.00	0.00	0.00	0.00	0.00
10E140	2140	2110	00	140000	Psychologist TRS	0.00	0.00	0.00	0.00	0.00	0.00
10E140	2140	2200	00	140000	Psychologist Ins Ben	0.00	0.00	0.00	0.00	0.00	0.00
10E---	2140	2---	--	-----		0.00	0.00	0.00	0.00	0.00	0.00
10E920	2140	3190	00	920000	Pysh Pur Serv	0.00	0.00	0.00	0.00	0.00	0.00
10E---	2140	3---	--	-----		0.00	0.00	0.00	0.00	0.00	0.00
10E920	2140	4130	00	920000	Psych Supp	0.00	0.00	0.00	0.00	0.00	0.00
10E---	2140	4---	--	-----		0.00	0.00	0.00	0.00	0.00	0.00
10E150	2150	1100	00	150000	Speech ELL Students Sal	0.00	0.00	0.00	0.00	0.00	0.00
10E280	2150	1100	00	280000	District Speech Salary	275,000.00	19,497.68	196,396.56	0.00	0.00	78,603.44
10E280	2150	1110	00	280000	District Speech Aide	0.00	0.00	0.00	0.00	0.00	0.00
10E---	2150	1---	--	-----		275,000.00	19,497.68	196,396.56	0.00	0.00	78,603.44
10E150	2150	2110	00	150000	Speech ELL Students TRS	0.00	0.00	0.00	0.00	0.00	0.00
10E280	2150	2110	00	280000	District Speech TRS	28,000.00	2,260.45	18,119.34	0.00	0.00	9,880.66
10E280	2150	2130	00	280000		0.00	0.00	0.00	0.00	0.00	0.00
10E280	2150	2200	00	280000	District Speech Ins Ben	28,000.00	2,410.50	20,601.50	0.00	0.00	7,398.50
10E---	2150	2---	--	-----		56,000.00	4,670.95	38,720.84	0.00	0.00	17,279.16
10E920	2150	3190	00	920000	Speech Purchase Services	99.00	0.00	0.00	0.00	0.00	99.00
10E920	2150	3320	00	920000	District Speech Travel	2,400.00	0.00	0.00	0.00	0.00	2,400.00
10E---	2150	3---	--	-----		2,499.00	0.00	0.00	0.00	0.00	2,499.00
10E920	2150	4100	00	920000	District Speech Supplies	1,125.00	0.00	184.01	0.00	125.00	815.99

Account Level				2021-22	March 2021-22	2021-22	2021-22	Encumbered	2021-22		
FDTLOC	FUNC	OBJ	SJ	Description	Budget	Monthly Activity	FYTD Activity	Batch Activity	Amount	Available Funds	
10E920	2150	4130	00	920000	District Speech Testing Suppli	2,990.00	632.50	668.50	0.00	302.50	2,019.00
10E920	2150	4200	00	920000	District Bilingual Test Suppli	0.00	0.00	0.00	0.00	0.00	0.00
10E920	2150	4220	00	920000	District Speech Workbooks	0.00	0.00	0.00	0.00	0.00	0.00
10E---	2150	4---	--	-----	4,115.00	632.50	852.51	0.00	427.50	2,834.99	
10E920	2150	5500	00	000000	District Speech Equip	0.00	0.00	0.00	0.00	0.00	0.00
10E---	2150	5---	--	-----	0.00	0.00	0.00	0.00	0.00	0.00	0.00
10E920	2150	6400	00	920000	District Speech Dues & Fees	2,500.00	0.00	1,889.25	0.00	531.00	79.75
10E---	2150	6---	--	-----	2,500.00	0.00	1,889.25	0.00	531.00	79.75	
10E020	2190	1110	00	000000	Supervision Aide Salary	75,000.00	-43,804.89	4,884.45	0.00	0.00	70,115.55
10E020	2190	1200	00	000000	Sub Supervision Cert Sal	0.00	0.00	30.00	0.00	0.00	-30.00
10E020	2190	1210	00	000000	RCES Sub Supervision Aide	1,000.00	0.00	952.00	0.00	0.00	48.00
10E---	2190	1---	--	-----	76,000.00	-43,804.89	5,866.45	0.00	0.00	70,133.55	
10E020	2190	2110	00	000000	RCES Supervision TRS	0.00	0.00	3.47	0.00	0.00	-3.47
10E020	2190	2130	00	000000		0.00	0.00	0.00	0.00	0.00	0.00
10E020	2190	2200	00	000000	RCES Supervision Aide Ins Ben	2,000.00	1.00	1,642.36	0.00	0.00	357.64
10E---	2190	2---	--	-----	2,000.00	1.00	1,645.83	0.00	0.00	354.17	
10E---	21--	----	--	-----	1,125,770.00	36,506.29	739,777.85	0.00	4,497.93	381,494.22	
10E070	2210	1100	00	000000	21st Century Prof Dev Sal	1,250.00	0.00	367.50	0.00	0.00	882.50
10E100	2210	1100	00	100000	Title I Imp Stipends	0.00	0.00	0.00	0.00	0.00	0.00
10E120	2210	1100	00	120000	Improv of Instr Laptop Grant	0.00	0.00	0.00	0.00	0.00	0.00
10E180	2210	1100	00	180000	RTTT Improv Instr Stipends	0.00	0.00	0.00	0.00	0.00	0.00
10E330	2210	1100	00	330000	Title II Teach Stipend	0.00	0.00	0.00	0.00	0.00	0.00
10E340	2210	1100	00	340000	ESSER Prof Development Salary	13,700.00	0.00	13,691.43	0.00	0.00	8.57
10E342	2210	1100	00	000000	ESSER II Inst Tech Salary	57,400.00	4,815.92	33,711.44	0.00	0.00	23,688.56
10E470	2210	1100	00	470000	21st Century Sal	625.00	0.00	180.75	0.00	0.00	444.25
10E480	2210	1100	00	480000	Ag 3 Circles Impr of Inst Sal	6,000.00	0.00	0.00	0.00	0.00	6,000.00
10E490	2210	1100	00	490000	Ag Grant Improv of Inst Sal	0.00	0.00	0.00	0.00	0.00	0.00
10E500	2210	1100	00	500000	Title I Imp Stipends	2,000.00	0.00	336.06	0.00	0.00	1,663.94
10E510	2210	1100	00	510000	At Risk Improv Sal	700.00	0.00	0.00	0.00	0.00	700.00
10E530	2210	1100	00	530000	Title II Stipend	0.00	0.00	0.00	0.00	0.00	0.00
10E810	2210	1100	00	810000	ROE Flow Thru	0.00	0.00	0.00	0.00	0.00	0.00
10E070	2210	1110	00	000000	21st Century Prof NC Sal	200.00	0.00	0.00	0.00	0.00	200.00
10E010	2210	1200	00	000000	District Improv of Instr	0.00	0.00	0.00	0.00	0.00	0.00
10E060	2210	1200	00	000000	Fine Arts Grant Sal	0.00	0.00	0.00	0.00	0.00	0.00
10E100	2210	1200	00	100000	Title I Improv Subs	0.00	0.00	0.00	0.00	0.00	0.00
10E110	2210	1200	00	110000	EC Subs Sal	0.00	0.00	0.00	0.00	0.00	0.00
10E170	2210	1200	00	170000	Title IV Subs	7,000.00	0.00	0.00	0.00	0.00	7,000.00
10E180	2210	1200	00	180000	RTTT IM Sub Sal	0.00	0.00	0.00	0.00	0.00	0.00
10E180	2210	1200	01	180000	RTTT IMentoring Sub Sal	0.00	0.00	0.00	0.00	0.00	0.00
10E270	2210	1200	00	270000	Title I S & A Sub Sal	600.00	0.00	0.00	0.00	0.00	600.00

Account Level				2021-22	March 2021-22	2021-22	2021-22	Encumbered	2021-22	
FDTLOC	FUNC	OBJ	SJ	Description	Budget	Monthly Activity	FYTD Activity	Batch Activity	Amount	Available Funds
10E330	2210	1200	00	330000	Title II Teach Sub Sal	0.00	0.00	0.00	0.00	0.00
10E500	2210	1200	00	500000	Title I Improv Sub	0.00	0.00	0.00	0.00	0.00
10E510	2210	1200	00	510000	Pre K Imp Inst Sub Salary	0.00	0.00	0.00	0.00	0.00
10E530	2210	1200	00	530000	Title II Teacher Sub	3,000.00	0.00	0.00	0.00	3,000.00
10E570	2210	1200	00	570000	Title IV Sub Sal	7,000.00	0.00	0.00	0.00	7,000.00
10E580	2210	1200	00	580000		0.00	0.00	0.00	0.00	0.00
10E060	2210	1210	00	000000	Fine Arts Grant Sal	0.00	0.00	0.00	0.00	0.00
10E100	2210	1210	00	100000	Title I Improv of Inst NC Sub	0.00	0.00	0.00	0.00	0.00
10E110	2210	1210	00	110000	Pre K Imp Ins Aide Sub Salary	0.00	0.00	0.00	0.00	0.00
10E330	2210	1210	00	330000	Title II Improv Instr NC Sal	0.00	0.00	0.00	0.00	0.00
10E500	2210	1210	00	500000		0.00	0.00	0.00	0.00	0.00
10E510	2210	1210	00	510000	Pre K Imp Inst Aide Sub Salary	0.00	0.00	0.00	0.00	0.00
10E---	2210	1---	--	-----		99,475.00	4,815.92	48,287.18	0.00	51,187.82
10E010	2210	2110	00	000000	District Improv of Instr TRS	0.00	0.00	0.00	0.00	0.00
10E060	2210	2110	00	000000	Fine Arts Grant TRS	0.00	0.00	0.00	0.00	0.00
10E070	2210	2110	00	000000	21st Century Prof Dev TRS	0.00	0.00	84.25	0.00	-84.25
10E100	2210	2110	00	100000	Title I Improv TRS	170.00	0.00	0.00	0.00	170.00
10E110	2210	2110	00	110000	EC Sub TRS	70.00	0.00	0.00	0.00	70.00
10E120	2210	2110	00	120000	Improv Instruc Laptop TRS	0.00	0.00	0.00	0.00	0.00
10E170	2210	2110	00	170000	Title IV Subs TRS	834.00	0.00	0.00	0.00	834.00
10E180	2210	2110	00	180000	RTTT Improv Instruct TRS	0.00	0.00	0.00	0.00	0.00
10E180	2210	2110	01	180000	RTTT IMentoring TRS	0.00	0.00	0.00	0.00	0.00
10E270	2210	2110	00	270000	Title I S&A Sub TRS	0.00	0.00	0.00	0.00	0.00
10E330	2210	2110	00	330000	Title II Teach TRS	230.00	0.00	0.00	0.00	230.00
10E340	2210	2110	00	340000	ESSER Prof Development TRS	3,667.00	0.00	3,666.78	0.00	0.22
10E342	2210	2110	00	000000	ESSER II Inst Tech TRS	12,000.00	558.34	3,908.38	0.00	8,091.62
10E470	2210	2110	00	470000	21st Century TRS	0.00	0.00	565.03	0.00	-565.03
10E480	2210	2110	00	480000	Ag 3 Circles TRS	622.00	0.00	0.00	0.00	622.00
10E490	2210	2110	00	490000	Ag Grant TRS	0.00	0.00	0.00	0.00	0.00
10E500	2210	2110	00	500000	Title I TRS	250.00	0.00	52.97	0.00	197.03
10E510	2210	2110	00	510000	EC TRS	75.00	0.00	0.00	0.00	75.00
10E530	2210	2110	00	530000	Prior Yr Title II TRS	250.00	0.00	0.00	0.00	250.00
10E570	2210	2110	00	570000	Title IV Sub TRS	1,000.00	0.00	0.00	0.00	1,000.00
10E810	2210	2110	00	810000	Pat Burk Flow Thru TRS	0.00	0.00	0.00	0.00	0.00
10E330	2210	2130	00	330000		0.00	0.00	0.00	0.00	0.00
10E070	2210	2200	00	000000		0.00	0.00	0.00	0.00	0.00
10E342	2210	2200	00	000000	ESSER II Inst Tech Insurance	6,720.00	610.00	4,270.00	0.00	2,450.00
10E---	2210	2---	--	-----		25,888.00	1,168.34	12,547.41	0.00	13,340.59
10E010	2210	3110	00	000000	Workshop	0.00	49.71	1,341.71	602.53	-1,944.24
10E100	2210	3140	00	100000	Title I Improv Consult	0.00	0.00	0.00	0.00	0.00

Account Level				2021-22	March 2021-22	2021-22	2021-22	Encumbered	2021-22		
FDTLOC	FUNC	OBJ	SJ	Description	Budget	Monthly Activity	FYTD Activity	Batch Activity	Amount	Available Funds	
10E330	2210	3140	00	330000	Title II Consultant	0.00	0.00	0.00	0.00	0.00	
10E500	2210	3140	00	500000	Title I Consultant	2,000.00	0.00	0.00	0.00	2,000.00	
10E530	2210	3140	00	530000	Title II Consultant	0.00	0.00	0.00	0.00	0.00	
10E010	2210	3190	00	000000	District Improv of Instr Regis	0.00	0.00	0.00	0.00	0.00	
10E050	2210	3190	00	000000	RCHS CTEI Re-gristration	0.00	0.00	0.00	0.00	0.00	
10E060	2210	3190	00	000000	Fine Arts Reg Fee	0.00	0.00	0.00	0.00	0.00	
10E100	2210	3190	00	100000	Title I Improv Reg Fee	250.00	0.00	249.00	-99.00	100.00	
10E110	2210	3190	00	110000	EC 3-5 Pur Serv	0.00	0.00	0.00	0.00	0.00	
10E120	2210	3190	00	120000	Laptop Pur Serv	0.00	0.00	0.00	0.00	0.00	
10E170	2210	3190	00	170000	Title IV Purchase Service	18,000.00	591.92	13,005.92	0.00	3,210.00	1,784.08
10E180	2210	3190	00	180000	RTTT Speaker/Reg Fee	0.00	0.00	0.00	0.00	0.00	0.00
10E190	2210	3190	00	190000	Title VI Rrl Ed Imp of Ins PS	0.00	0.00	0.00	0.00	0.00	0.00
10E270	2210	3190	00	270000	Title I S&A Consult Fees	0.00	0.00	0.00	0.00	0.00	0.00
10E290	2210	3190	00	290000	JFF Bio Med PD	0.00	0.00	0.00	0.00	0.00	0.00
10E330	2210	3190	00	330000	Title II Purchase Serv	0.00	655.00	655.00	0.00	0.00	-655.00
10E340	2210	3190	00	340000	ESSER Prof Dev Purchase Servic	1,300.00	0.00	1,192.00	0.00	0.00	108.00
10E390	2210	3190	00	390000	Perkins Registration	0.00	0.00	65.00	0.00	0.00	-65.00
10E470	2210	3190	00	470000	21st Century Pur Serv	750.00	0.00	0.00	0.00	0.00	750.00
10E490	2210	3190	00	490000	Ag Grant Imp Inst Pur Serv	0.00	0.00	0.00	0.00	0.00	0.00
10E500	2210	3190	00	500000	Title I Pur Serv	4,000.00	386.95	1,665.40	0.00	0.00	2,334.60
10E510	2210	3190	00	510000	PI Reg, Mileage	1,300.00	439.18	959.18	0.00	0.00	340.82
10E530	2210	3190	00	530000	Title II Pur Serv	13,000.00	80.00	13,572.22	0.00	0.00	-572.22
10E570	2210	3190	00	570000	Title II Purchase Service	600.00	599.45	599.45	0.00	0.00	0.55
10E680	2210	3190	00	680000	CHAT Pur Serv/Speaker	0.00	0.00	0.00	0.00	0.00	0.00
10E750	2210	3190	00	750000	TAOEP pur serv	0.00	0.00	0.00	0.00	0.00	0.00
10E010	2210	3320	00	000000	District Improv of Instr Mieag	0.00	0.00	1.23	0.00	0.00	-1.23
10E050	2210	3320	00	000000	RCHS CTEI TRAVEL	2,000.00	0.00	0.00	0.00	0.00	2,000.00
10E060	2210	3320	00	000000	Fine Arts Travel	0.00	0.00	0.00	0.00	0.00	0.00
10E070	2210	3320	00	000000	21st Century Mile	0.00	0.00	0.00	0.00	0.00	0.00
10E090	2210	3320	00	000000	Cloud Grant Improv of Instr Tr	0.00	0.00	0.00	0.00	0.00	0.00
10E090	2210	3320	00	090000	Cloud Grant Improv Inst Mileag	0.00	0.00	0.00	0.00	0.00	0.00
10E100	2210	3320	00	100000	Title I Improv Travel	0.00	0.00	0.00	0.00	0.00	0.00
10E110	2210	3320	00	110000	EC 3-5 Trav	0.00	0.00	0.00	0.00	187.50	-187.50
10E110	2210	3320	01	110000	EC 0-3 Trav	0.00	0.00	791.75	0.00	-206.25	-585.50
10E170	2210	3320	00	170000	Title IV Meals Mile Motel Reg	0.00	222.69	1,034.88	0.00	0.00	-1,034.88
10E180	2210	3320	00	180000	RTTT Imp Ins Meals/Mile/Motel	0.00	0.00	0.00	0.00	0.00	0.00
10E180	2210	3320	01	180000	RTTTIM Imp Inst Meals/Mile/Mo	0.00	0.00	0.00	0.00	0.00	0.00
10E270	2210	3320	00	270000	Title I S&A Travel Exp	0.00	0.00	0.00	0.00	0.00	0.00
10E330	2210	3320	00	330000	Title II Travel	0.00	0.00	0.00	0.00	0.00	0.00
10E390	2210	3320	00	390000	Perkins Travel	2,205.00	508.44	508.44	0.00	0.00	1,696.56

Account Level				2021-22	March 2021-22	2021-22	2021-22	Encumbered	2021-22		
FDTLOC	FUNC	OBJ	SJ	Description	Budget	Monthly Activity	FYTD Activity	Batch Activity	Amount	Available Funds	
10E470	2210	3320	00	470000	21st Century Mileage	0.00	0.00	0.00	0.00	0.00	
10E500	2210	3320	00	500000	Title I Travel	1,800.00	0.00	0.00	0.00	1,800.00	
10E510	2210	3320	00	510000	At Risk Improv Trav	1,500.00	131.25	1,545.79	0.00	475.00	-520.79
10E530	2210	3320	00	530000	Prior Yr Title II Travel	0.00	328.08	328.08	0.00	1,933.82	-2,261.90
10E550	2210	3320	00	550000	TAOEP Travel	0.00	0.00	0.00	0.00	0.00	0.00
10E570	2210	3320	00	570000	Title IV Travel	3,000.00	0.00	1,213.18	0.00	0.00	1,786.82
10E580	2210	3320	00	580000	RttT Meals, Mileage Motels	0.00	0.00	0.00	0.00	0.00	0.00
10E750	2210	3320	00	750000	TAOEP Travel	0.00	0.00	0.00	0.00	0.00	0.00
10E---	2210	3---	--	-----	51,705.00	3,992.67	38,728.23	0.00	6,103.60	6,873.17	
10E010	2210	4100	00	000000	Dist Improv of Instr Supplies	100.00	0.00	0.00	0.00	0.00	100.00
10E060	2210	4100	00	000000	Fine Arts Improv Inst Supp	0.00	0.00	0.00	0.00	0.00	0.00
10E070	2210	4100	00	000000	21st Century Prof Dev Supp	200.00	0.00	0.00	0.00	0.00	200.00
10E100	2210	4100	00	100000	Title I Supp	0.00	0.00	0.00	0.00	0.00	0.00
10E110	2210	4100	00	110000	EC IMPROV OF INSTR SUPPLIES	0.00	0.00	0.00	0.00	0.00	0.00
10E120	2210	4100	00	120000		0.00	0.00	0.00	0.00	0.00	0.00
10E170	2210	4100	00	170000	Title IV Improv Instr Supp	560.00	0.00	553.17	0.00	0.00	6.83
10E180	2210	4100	00	180000	RTTT Impr Supp	0.00	0.00	0.00	0.00	0.00	0.00
10E180	2210	4100	01	180000	RTT IM Supplies	0.00	0.00	0.00	0.00	0.00	0.00
10E270	2210	4100	00	270000	Supplies	0.00	0.00	0.00	0.00	0.00	0.00
10E330	2210	4100	00	330000	Title II Improv of Instruct Su	0.00	0.00	0.00	0.00	0.00	0.00
10E345	2210	4100	00	345000	ARP Mck Ven Imprvmt of Instruc	2,625.00	0.00	2,625.00	0.00	0.00	0.00
10E470	2210	4100	00	470000	21st Century Imp of Inst Supp	200.00	0.00	0.00	0.00	0.00	200.00
10E500	2210	4100	00	500000	Title I Supplies	0.00	0.00	0.00	0.00	0.00	0.00
10E510	2210	4100	00	510000	Early Childhood PD Supplies	0.00	0.00	0.00	0.00	157.97	-157.97
10E530	2210	4100	00	530000	Title II Supplies	0.00	0.00	0.00	0.00	0.00	0.00
10E570	2210	4100	00	570000	Title IV Supplies	0.00	0.00	0.00	0.00	0.00	0.00
10E680	2210	4100	00	680000	CHAT Supplies	0.00	0.00	0.00	0.00	0.00	0.00
10E---	2210	4---	--	-----	3,685.00	0.00	3,178.17	0.00	157.97	348.86	
10E120	2210	5500	00	120000	Laptop Improv Instruct Equip	0.00	0.00	0.00	0.00	0.00	0.00
10E---	2210	5---	--	-----	0.00	0.00	0.00	0.00	0.00	0.00	
10E020	2220	1100	00	000000	RCES IMC Salary	72,000.00	5,913.48	52,551.88	0.00	0.00	19,448.12
10E040	2220	1100	00	000000	RCMS IMC Salary	45,000.00	3,573.12	31,681.40	0.00	0.00	13,318.60
10E050	2220	1100	00	000000	RCHS IMC Teach Sal	70,000.00	0.00	10,879.16	0.00	0.00	59,120.84
10E020	2220	1110	00	000000	RCES IMC Aide/Asst Sal	0.00	0.00	0.00	0.00	0.00	0.00
10E040	2220	1110	00	000000	RCMS Aide/Asst Salary	18,879.00	0.00	0.00	0.00	0.00	18,879.00
10E050	2220	1110	00	000000	RCHS Library TA	25,000.00	0.00	3,073.54	0.00	0.00	21,926.46
10E020	2220	1200	00	000000	RCES IMC Sub Sal	2,000.00	0.00	1,622.50	0.00	0.00	377.50
10E040	2220	1200	00	000000	RCMS Lib Sub Sal	500.00	0.00	0.00	0.00	0.00	500.00
10E050	2220	1200	00	000000	RCHS IMC Sub Teach Sal	340.00	0.00	0.00	0.00	0.00	340.00
10E020	2220	1210	00	000000	RCES IMC Sub Aide/Asst	0.00	0.00	0.00	0.00	0.00	0.00

Account Level					2021-22	March 2021-22	2021-22	2021-22	Encumbered	2021-22
FDTLOC	FUNC	OBJ	SJ	Description	Budget	Monthly Activity	FYTD Activity	Batch Activity	Amount	Available Funds
10E040	2220	1210	00	000000	RCMS IMC Sub Aide	0.00	0.00	0.00	0.00	0.00
10E---	2220	1---	--	-----		233,719.00	9,486.60	99,808.48	0.00	133,910.52
10E020	2220	2110	00	000000	RCES IMC TRS	8,500.00	685.58	4,806.39	0.00	3,693.61
10E040	2220	2110	00	000000	RCMS IMC TRS	4,500.00	414.24	2,899.68	0.00	1,600.32
10E050	2220	2110	00	000000	RCHS IMC TRS	8,000.00	0.00	0.00	0.00	8,000.00
10E020	2220	2130	00	000000		0.00	0.00	0.00	0.00	0.00
10E040	2220	2130	00	000000		0.00	0.00	0.00	0.00	0.00
10E050	2220	2130	00	000000		0.00	0.00	0.00	0.00	0.00
10E020	2220	2200	00	000000	RCES IMC Ins Benefit	8,000.00	610.00	5,350.00	0.00	2,650.00
10E040	2220	2200	00	000000	RCMS IMC Ins Benefit	7,320.00	610.00	5,350.00	0.00	1,970.00
10E050	2220	2200	00	000000	RCHS IMC Ins Benefit	7,320.00	0.00	1,620.00	0.00	5,700.00
10E---	2220	2---	--	-----		43,640.00	2,319.82	20,026.07	0.00	23,613.93
10E020	2220	3140	00	000000	RCES Library Fees	1,000.00	0.00	912.67	0.00	87.33
10E040	2220	3190	00	000000	RCMS Library Pur Serv	728.00	0.00	912.67	0.00	-184.67
10E050	2220	3190	00	000000	RCHS IMC Pur Service	3,000.00	0.00	2,821.72	27.00	1,551.28
10E020	2220	3230	00	000000	RCES IMC Repair/Maint	100.00	0.00	0.00	0.00	100.00
10E040	2220	3230	00	000000	RCMS IMC Rep/Maint	0.00	0.00	0.00	0.00	0.00
10E050	2220	3230	00	000000	RCHS IMC Rep/Maint	100.00	0.00	0.00	0.00	100.00
10E050	2220	3240	00	000000	RCHS IMC Copier Repair	400.00	0.00	0.00	0.00	400.00
10E050	2220	3260	00	000000	RCHS IMC Postage	0.00	0.00	0.00	0.00	0.00
10E050	2220	3320	00	000000	RCHS IMC Trav	0.00	0.00	0.00	0.00	0.00
10E---	2220	3---	--	-----		5,328.00	0.00	4,647.06	27.00	2,053.94
10E020	2220	4100	00	000000	RCES IMC Supplies	1,500.00	248.56	1,735.39	0.00	1,064.61
10E030	2220	4100	00	000000	WRES IMC Supplies	0.00	0.00	0.00	0.00	0.00
10E040	2220	4100	00	000000	RCMS IMC Supplies	1,620.00	99.92	764.74	755.26	100.00
10E050	2220	4100	00	000000	RCHS IMC Supplies	1,500.00	264.56	571.22	294.46	2,634.32
10E240	2220	4100	00	240000	IL St Library Grnt Supp	1,906.00	0.00	908.83	156.96	840.21
10E250	2220	4100	00	250000	Fed Lib Grant Supp	0.00	0.00	0.00	0.00	0.00
10E290	2220	4100	00	290000	JFF Library Books	1,000.00	0.00	0.00	0.00	1,000.00
10E345	2220	4100	00	345000	ARP McKin Vent Media Supplies	0.00	0.00	0.00	0.00	0.00
10E050	2220	4110	00	000000	RCHS IMC Video Purchase	100.00	0.00	22.49	1.49	76.02
10E020	2220	4300	00	000000	RCES IMC Books	7,800.00	661.79	6,387.07	1,356.20	-1,243.27
10E040	2220	4300	00	000000	RCMS IMC Books	5,225.00	340.36	4,712.78	184.95	2.27
10E050	2220	4300	00	000000	RCHS IMC Books	5,200.00	724.72	3,379.61	1,811.29	-490.90
10E020	2220	4400	00	000000	RCES IMC Periodicals	300.00	0.00	0.00	0.00	300.00
10E040	2220	4400	00	000000	RCMS IMC Periodicals	0.00	0.00	0.00	0.00	0.00
10E050	2220	4400	00	000000	RCHS IMC Periodicals	2,000.00	0.00	1,832.19	0.00	167.81
10E020	2220	4700	00	000000	RCES IMC Software	300.00	0.00	144.00	0.00	156.00
10E040	2220	4700	00	000000	RCMS IMC Software	1,000.00	0.00	999.62	0.00	0.38
10E050	2220	4700	00	000000	RCHS IMC Software	0.00	0.00	0.00	0.00	0.00

Account Level				2021-22	March 2021-22	2021-22	2021-22	Encumbered	2021-22	
FDTLOC	FUNC	OBJ	SJ	Description	Budget	Monthly Activity	FYTD Activity	Batch Activity	Amount	Available Funds
10E---	2220	4---	--	-----	29,451.00	2,339.91	21,457.94	0.00	4,560.61	4,607.45
10E020	2220	5500	00	000000	RCES IMC Equipment	0.00	0.00	0.00	0.00	0.00
10E040	2220	5500	00	000000	RCMS IMC Equip	0.00	0.00	0.00	0.00	0.00
10E050	2220	5500	00	000000	RCHS IMC Equip	2,900.00	0.00	0.00	600.00	-600.00
10E---	2220	5---	--	-----	2,900.00	0.00	0.00	0.00	600.00	-600.00
10E020	2220	6400	00	000000	RCES IMC Dues/Fees	400.00	0.00	0.00	0.00	400.00
10E040	2220	6400	00	000000	RCMS IMC Dues/Fees	375.00	375.00	375.00	0.00	325.00
10E050	2220	6400	00	000000	RCHS IMC Dues/Fees	0.00	0.00	0.00	0.00	0.00
10E---	2220	6---	--	-----	775.00	375.00	375.00	0.00	0.00	725.00
10E340	2230	1100	00	340000	ESSER MTSS Intervention Salary	0.00	0.00	0.00	0.00	0.00
10E---	2230	1---	--	-----	0.00	0.00	0.00	0.00	0.00	0.00
10E340	2230	2110	00	340000	ESSER MTSS TRS	0.00	0.00	0.00	0.00	0.00
10E340	2230	2200	00	340000	ESSER MTSS Ins Benefit	0.00	0.00	0.00	0.00	0.00
10E---	2230	2---	--	-----	0.00	0.00	0.00	0.00	0.00	0.00
10E100	2230	3140	00	100000	Title I Scoring	33,500.00	0.00	33,415.76	0.00	84.24
10E500	2230	3140	00	500000	Title I Scoring	2,000.00	0.00	1,820.00	0.00	180.00
10E050	2230	3190	00	000000	RCHS CTEI Purchase Service	160.00	0.00	0.00	0.00	160.00
10E710	2230	3190	00	710000	Elementary Careers Purchase Ser	595.00	0.00	0.00	0.00	595.00
10E---	2230	3---	--	-----	36,255.00	0.00	35,235.76	0.00	0.00	1,019.24
10E100	2230	4100	00	100000	Title I Testing	0.00	0.00	0.00	0.00	0.00
10E500	2230	4100	00	500000	Title I Testing	0.00	0.00	0.00	0.00	0.00
10E---	2230	4---	--	-----	0.00	0.00	0.00	0.00	0.00	0.00
10E---	22--	----	--	-----	532,821.00	24,498.26	284,291.30	0.00	11,449.18	237,080.52
10E010	2310	1110	00	000000	BOE Sec/Treasure Sal	7,000.00	445.29	4,007.61	0.00	2,992.39
10E---	2310	1---	--	-----	7,000.00	445.29	4,007.61	0.00	0.00	2,992.39
10E010	2310	2130	00	000000		0.00	0.00	0.00	0.00	0.00
10E010	2310	2200	00	000000	BOE Sec Ins Ben	0.00	0.00	0.00	0.00	0.00
10E---	2310	2---	--	-----	0.00	0.00	0.00	0.00	0.00	0.00
10E010	2310	3140	00	000000	District Feasibility Consultan	0.00	0.00	0.00	0.00	0.00
10E010	2310	3160	00	000000	BOE Architectural Fees	0.00	0.00	0.00	0.00	0.00
10E010	2310	3170	00	000000	BOE Audit Fee	20,000.00	0.00	19,600.00	0.00	400.00
10E010	2310	3180	00	000000	BOE Reg Chicago	12,000.00	0.00	11,837.09	0.00	159.91
10E010	2310	3190	00	000000	BOE Other Pur Ser	5,000.00	0.00	802.50	0.00	4,192.50
10E220	2310	3190	00	220000	BOE Background Checks	0.00	0.00	0.00	0.00	0.00
10E010	2310	3230	00	000000	BOE Repair/Maint	0.00	0.00	0.00	0.00	0.00
10E010	2310	3320	00	000000	BOE Travel	500.00	0.00	0.00	1.00	499.00
10E010	2310	3500	00	000000	BOE Advertising	3,500.00	0.00	2,019.80	0.00	1,480.20
10E010	2310	3600	00	000000	BOE Printing	100.00	0.00	0.00	0.00	100.00
10E010	2310	3800	00	000000	BOE Pd Cert Life Ins	35,000.00	2,850.30	25,983.05	0.00	9,009.95
10E010	2310	3850	00	000000	BOE Unemployment Comp	0.00	0.00	0.00	0.00	0.00

Account Level				2021-22	March 2021-22	2021-22	2021-22	Encumbered	2021-22		
FDTLOC	FUNC	OBJ	SJ	Description	Budget	Monthly Activity	FYTD Activity	Batch Activity	Amount	Available Funds	
10E---	2310	3---	--	-----	76,100.00	2,850.30	60,242.44	0.00	16.00	15,841.56	
10E010	2310	4100	00	000000	BOE Supplies	9,500.00	691.55	5,603.29	0.00	5.00	3,891.71
10E010	2310	4110	00	000000	BOE Serv Awards Supp	100.00	0.00	0.00	0.00	0.00	100.00
10E---	2310	4---	--	-----	9,600.00	691.55	5,603.29	0.00	5.00	3,991.71	
10E010	2310	5500	00	000000	BOE Equipment	0.00	0.00	0.00	0.00	0.00	0.00
10E---	2310	5---	--	-----	0.00	0.00	0.00	0.00	0.00	0.00	
10E010	2310	6400	00	000000	BOE Dues/Fees	7,500.00	0.00	0.00	0.00	1.00	7,499.00
10E---	2310	6---	--	-----	7,500.00	0.00	0.00	0.00	1.00	7,499.00	
10E010	2320	1100	00	000000	Superintendent Salary	165,000.00	13,556.34	122,007.06	0.00	0.00	42,992.94
10E010	2320	1110	00	000000	Supt Secretary Salary	65,000.00	405.21	42,953.77	0.00	0.00	22,046.23
10E---	2320	1---	--	-----	230,000.00	13,961.55	164,960.83	0.00	0.00	65,039.17	
10E010	2320	2110	00	000000	Superintendent TRS	20,000.00	1,571.66	14,144.98	0.00	0.00	5,855.02
10E010	2320	2130	00	000000		0.00	0.00	0.00	0.00	0.00	
10E010	2320	2200	00	000000	Supt Office Ins Ben	14,320.00	611.00	6,509.00	0.00	0.00	7,811.00
10E---	2320	2---	--	-----	34,320.00	2,182.66	20,653.98	0.00	0.00	13,666.02	
10E010	2320	3140	00	000000	District Consulting	0.00	775.00	775.00	0.00	0.00	-775.00
10E010	2320	3190	00	000000	Supt Office Pur Serv	10,000.00	-130.00	8,381.85	0.00	3.00	1,615.15
10E010	2320	3230	00	000000	Supt Office Repair/Maint	500.00	0.00	513.00	0.00	1.00	-14.00
10E010	2320	3240	00	000000	Supt Office Copier Rep	0.00	0.00	0.00	0.00	0.00	0.00
10E010	2320	3250	00	000000	Supt Office Rental	5,000.00	0.00	3,564.00	0.00	0.00	1,436.00
10E010	2320	3260	00	000000	Supt Office Postage	2,500.00	0.00	0.00	0.00	0.00	2,500.00
10E010	2320	3320	00	000000	Supt Office Travel	2,500.00	672.36	2,419.33	0.00	3.00	77.67
10E010	2320	3400	00	000000	Supt Office Telephone	0.00	0.00	0.00	0.00	0.00	0.00
10E---	2320	3---	--	-----	20,500.00	1,317.36	15,653.18	0.00	7.00	4,839.82	
10E010	2320	4100	00	000000	Supt Office Supplies	5,000.00	409.31	1,114.57	0.00	4.00	3,881.43
10E010	2320	4240	00	000000	Supt Office Copier Paper	0.00	0.00	0.00	0.00	0.00	0.00
10E010	2320	4400	00	000000	District Off Subscription Renw	0.00	0.00	0.00	0.00	0.00	0.00
10E010	2320	4700	00	000000	Supt Office Software	500.00	0.00	0.00	0.00	0.00	500.00
10E---	2320	4---	--	-----	5,500.00	409.31	1,114.57	0.00	4.00	4,381.43	
10E010	2320	5500	00	000000	District Off Equipment	1,000.00	0.00	0.00	0.00	0.00	1,000.00
10E---	2320	5---	--	-----	1,000.00	0.00	0.00	0.00	0.00	1,000.00	
10E010	2320	6400	00	000000	Supt Office Dues/Fees	1,000.00	150.00	150.00	0.00	3.00	847.00
10E---	2320	6---	--	-----	1,000.00	150.00	150.00	0.00	3.00	847.00	
10E010	2330	1100	00	000000	Asst Supt/Cur Dir Sal	125,717.00	10,476.42	94,287.78	0.00	0.00	31,429.22
10E070	2330	1100	00	000000	21st Century Grant Adm Sal	0.00	0.00	0.00	0.00	0.00	0.00
10E100	2330	1100	00	100000	Title I Admin Sal	0.00	0.00	0.00	0.00	0.00	0.00
10E345	2330	1100	00	345000	ARP McKin Vent Liaison Salary	0.00	0.00	0.00	0.00	0.00	0.00
10E500	2330	1100	00	500000	Title Admin Salary	16,000.00	4,349.00	4,349.00	0.00	0.00	11,651.00
10E010	2330	1110	00	000000	Asst Supt Sec Sal	44,987.00	0.00	2,244.11	0.00	0.00	42,742.89
10E070	2330	1110	00	000000	21st Century Sec Sal	3,100.00	0.00	3,047.76	0.00	0.00	52.24

Account Level				2021-22	March 2021-22	2021-22	2021-22	Encumbered	2021-22	
FDTLOC	FUNC	OBJ	SJ	Description	Budget	Monthly Activity	FYTD Activity	Batch Activity	Amount	Available Funds
10E100	2330	1110	00	100000	Title I Admin Sec Sal	0.00	0.00	0.00	0.00	0.00
10E110	2330	1110	00	110000	PreK Admin Sec Sal	0.00	0.00	1,723.50	0.00	-1,723.50
10E470	2330	1110	00	470000	21st Century Sec Sal	1,500.00	0.00	1,445.07	0.00	54.93
10E500	2330	1110	00	500000	Title I Admin Sec Salary	3,750.00	0.00	0.00	0.00	3,750.00
10E510	2330	1110	00	510000	PreK Adm Sec Sal Prior	10,500.00	918.34	6,428.38	0.00	4,071.62
10E---	2330	1---	--	-----	205,554.00	15,743.76	113,525.60	0.00	0.00	92,028.40
10E010	2330	2110	00	000000	Asst Supt TRS	15,000.00	1,214.58	10,931.18	0.00	4,068.82
10E070	2330	2110	00	000000	21st Century TRS	1,500.00	0.00	593.80	0.00	906.20
10E100	2330	2110	00	100000	Title I Admin TRS	0.00	0.00	0.00	0.00	0.00
10E345	2330	2110	00	345000		0.00	0.00	0.00	0.00	0.00
10E470	2330	2110	00	470000	21st Century Adm TRS	0.00	0.00	0.00	0.00	0.00
10E500	2330	2110	00	500000	Title I TRS	4,000.00	0.00	0.00	0.00	4,000.00
10E010	2330	2130	00	000000		0.00	0.00	0.00	0.00	0.00
10E100	2330	2130	00	100000		0.00	0.00	0.00	0.00	0.00
10E470	2330	2130	00	470000		0.00	0.00	0.00	0.00	0.00
10E010	2330	2200	00	000000	Asst Supt/CurDir/Sec Ben	7,320.00	610.00	5,490.00	0.00	1,830.00
10E110	2330	2200	00	110000	PreK Adm Sec Ben	0.00	0.00	1.00	0.00	-1.00
10E345	2330	2200	00	345000	ARP McKin Vent Liaison Benefit	600.00	0.00	0.00	0.00	600.00
10E510	2330	2200	00	510000	Pre K Sec Ins Ben	6.00	0.50	3.25	0.00	2.75
10E---	2330	2---	--	-----	28,426.00	1,825.08	17,019.23	0.00	0.00	11,406.77
10E100	2330	3170	00	100000	Title I Audit Fee	0.00	0.00	0.00	0.00	0.00
10E500	2330	3170	00	500000	Title I Audit Fee	1,900.00	0.00	0.00	0.00	1,900.00
10E010	2330	3190	00	000000	Asst Supt Purchase Serv	2,000.00	0.00	1,758.00	0.00	242.00
10E470	2330	3190	00	470000	21st Century Adm Pur Serv	0.00	0.00	0.00	0.00	0.00
10E010	2330	3320	00	000000	Asst Supt Travel	500.00	45.05	95.87	0.00	401.13
10E100	2330	3320	00	100000	Title I Adm Travel	0.00	0.00	0.00	0.00	0.00
10E500	2330	3320	00	500000	Title I Adm Trav	0.00	0.00	0.00	0.00	0.00
10E---	2330	3---	--	-----	4,400.00	45.05	1,853.87	0.00	3.00	2,543.13
10E070	2330	4100	00	000000	21st Century Admin Supplies	0.00	0.00	0.00	0.00	0.00
10E100	2330	4100	00	100000	Title I Adm Supplies	0.00	0.00	0.00	0.00	0.00
10E110	2330	4100	00	110000	Pre K Adm Supp	0.00	0.00	0.00	0.00	0.00
10E470	2330	4100	00	470000	21st Century Adm Supp	0.00	0.00	0.00	0.00	0.00
10E500	2330	4100	00	500000	Title I Adm Supp	400.00	0.00	0.00	0.00	400.00
10E510	2330	4100	00	510000	Pre K Adm Supp	1,500.00	0.00	0.00	0.00	1,500.00
10E---	2330	4---	--	-----	1,900.00	0.00	0.00	0.00	0.00	1,900.00
10E110	2330	5500	00	110000	PRE K ADM EQUIPMENT	0.00	0.00	0.00	0.00	0.00
10E510	2330	5500	00	510000	Pre K Adm Equip	0.00	0.00	0.00	0.00	0.00
10E---	2330	5---	--	-----	0.00	0.00	0.00	0.00	0.00	0.00
10E010	2330	6400	00	000000	Asst Supt Dues/Fees	900.00	0.00	15.00	0.00	885.00
10E---	2330	6---	--	-----	900.00	0.00	15.00	0.00	0.00	885.00

FDTLOC	FUNC	OBJ	SJ	Account Level Description	2021-22 Budget	March 2021-22 Monthly Activity	2021-22 FYTD Activity	2021-22 Batch Activity	Encumbered Amount	2021-22 Available Funds
10E280	2331	1100	00	280000 Sp Ed Dir Sal	120,000.00	13,179.68	119,317.40	0.00	0.00	682.60
10E110	2331	1110	00	110000 Admin PI Sec Sal	2,565.00	0.00	2,077.88	0.00	0.00	487.12
10E280	2331	1110	00	280000 Sp Ed Sec Sal	28,000.00	2,133.70	19,587.53	0.00	0.00	8,412.47
10E510	2331	1110	00	510000 0-3 Pre K Adm Sec	10,500.00	918.32	6,428.24	0.00	0.00	4,071.76
10E---	2331	1---	--	-----	161,065.00	16,231.70	147,411.05	0.00	0.00	13,653.95
10E280	2331	2110	00	280000 Sp Needs Dir TRS	13,000.00	1,527.98	13,119.00	0.00	0.00	-119.00
10E280	2331	2130	00	280000	0.00	0.00	0.00	0.00	0.00	0.00
10E110	2331	2200	00	110000 Admin PI Sec Ben	6.00	0.00	1.00	0.00	0.00	5.00
10E280	2331	2200	00	280000 Sp Ed Ins Ben	16,000.00	1,251.50	12,192.00	0.00	0.00	3,808.00
10E510	2331	2200	00	510000 Admin PI Sec Ben	10.00	0.50	3.25	0.00	0.00	6.75
10E---	2331	2---	--	-----	29,016.00	2,779.98	25,315.25	0.00	0.00	3,700.75
10E110	2331	3190	00	110000 PI Pur Serv	0.00	0.00	0.00	0.00	0.00	0.00
10E510	2331	3190	00	510000 PI Pur Serv	2,000.00	0.00	2,000.00	0.00	0.00	0.00
10E920	2331	3190	00	920000 Sp Ed Purchase Service	20,500.00	0.00	12,543.99	0.00	0.00	7,956.01
10E920	2331	3230	00	920000 Sp Ed Rep/Maint	1,200.00	0.00	215.95	0.00	1,070.05	-86.00
10E920	2331	3240	00	920000 Sp Ed Copier Repair	0.00	0.00	0.00	0.00	0.00	0.00
10E920	2331	3260	00	920000 Sp Ed Postage	2,500.00	0.00	54.92	0.00	0.00	2,445.08
10E920	2331	3320	00	920000 Sp Ed Travel	5,600.00	60.71	279.94	0.00	-2.00	5,322.06
10E920	2331	3400	00	920000 Sp Ed Telephone	0.00	0.00	0.00	0.00	0.00	0.00
10E---	2331	3---	--	-----	31,800.00	60.71	15,094.80	0.00	1,068.05	15,637.15
10E110	2331	4100	00	110000 PI Adm Supplies	341.00	0.00	269.43	0.00	0.00	71.57
10E510	2331	4100	00	510000 PI Adm Supp	500.00	0.00	86.20	0.00	0.00	413.80
10E920	2331	4100	00	920000 Sp Ed Supplies	8,100.00	394.75	2,137.97	0.00	2,180.63	3,781.40
10E920	2331	4130	00	920000 Sp Ed Test Supplies	500.00	0.00	0.00	0.00	0.00	500.00
10E920	2331	4240	00	920000 Sp Ed Copy Paper	0.00	0.00	0.00	0.00	0.00	0.00
10E920	2331	4700	00	920000 Sp Ed Dir Software	10,500.00	0.00	0.00	0.00	0.00	10,500.00
10E---	2331	4---	--	-----	19,941.00	394.75	2,493.60	0.00	2,180.63	15,266.77
10E920	2331	5400	00	920000 Sp Ed Dir Equipment	0.00	0.00	0.00	0.00	0.00	0.00
10E920	2331	5500	00	920000 Sp Ed Adm Equip	5,700.00	0.00	1,954.00	0.00	0.00	3,746.00
10E---	2331	5---	--	-----	5,700.00	0.00	1,954.00	0.00	0.00	3,746.00
10E920	2331	6400	00	920000 Sp Needs Coord. Dues/Fees	300.00	0.00	0.00	0.00	0.00	300.00
10E---	2331	6---	--	-----	300.00	0.00	0.00	0.00	0.00	300.00
10E320	2333	1100	00	320000 Building Grounds Dir Sal	0.00	0.00	0.00	0.00	0.00	0.00
10E---	2333	1---	--	-----	0.00	0.00	0.00	0.00	0.00	0.00
10E320	2333	2110	00	320000 Building Grounds Dir TRS	0.00	0.00	0.00	0.00	0.00	0.00
10E320	2333	2200	00	320000 Building Grounds Dir Ben	0.00	0.00	0.00	0.00	0.00	0.00
10E---	2333	2---	--	-----	0.00	0.00	0.00	0.00	0.00	0.00
10E---	23--	----	--	-----	881,522.00	59,089.05	597,068.30	0.00	3,287.68	281,166.02
10E020	2410	1100	00	000000 RCES Prin Sal	281,875.00	23,571.54	210,777.58	0.00	0.00	71,097.42
10E030	2410	1100	00	000000 WRES Principal Sal	0.00	0.00	0.00	0.00	0.00	0.00

Account Level				2021-22	March 2021-22	2021-22	2021-22	Encumbered	2021-22		
FDTLOC	FUNC	OBJ	SJ	Description	Budget	Monthly Activity	FYTD Activity	Batch Activity	Amount	Available Funds	
10E040	2410	1100	00	000000	RCMS Principal Sal	150,000.00	12,527.10	112,094.74	0.00	0.00	37,905.26
10E050	2410	1100	00	000000	RCHS Principal Salary	185,000.00	12,852.34	141,348.04	0.00	0.00	43,651.96
10E020	2410	1110	00	000000	RCES Sec Sal	115,000.00	8,649.58	85,127.70	0.00	0.00	29,872.30
10E030	2410	1110	00	000000	WRES Secretary Sal	0.00	0.00	0.00	0.00	0.00	0.00
10E040	2410	1110	00	000000	RCMS Secretarial Sal	50,000.00	3,902.92	36,777.65	0.00	0.00	13,222.35
10E050	2410	1110	00	000000	RCHS Principal Sec Sal	82,000.00	6,378.68	49,082.99	0.00	0.00	32,917.01
10E020	2410	1200	00	000000		0.00	0.00	0.00	0.00	0.00	0.00
10E050	2410	1200	00	000000		0.00	91.00	0.00	0.00	0.00	-91.00
10E020	2410	1210	00	000000	RCES Sub Sec Sal	1,500.00	235.45	1,677.53	0.00	0.00	-177.53
10E040	2410	1210	00	000000	RCMS Sub Secretary Sal	0.00	0.00	0.00	0.00	0.00	0.00
10E050	2410	1210	00	000000	RCHS Principal Sub Sec Sal	800.00	0.00	780.00	0.00	0.00	20.00
10E---	2410	1---	--	-----		866,175.00	68,117.61	637,757.23	0.00	0.00	228,417.77
10E020	2410	2110	00	000000	RCES Prin TRS	32,000.00	2,732.78	22,648.86	0.00	0.00	9,351.14
10E040	2410	2110	00	000000	RCMS Principal TRS	17,356.00	1,452.34	11,618.64	0.00	0.00	5,737.36
10E050	2410	2110	00	000000	RCHS Principal TRS	23,000.00	1,490.04	15,352.95	0.00	0.00	7,647.05
10E020	2410	2130	00	000000		0.00	0.00	0.00	0.00	0.00	0.00
10E040	2410	2130	00	000000		0.00	0.00	0.00	0.00	0.00	0.00
10E050	2410	2130	00	000000		0.00	0.00	0.00	0.00	0.00	0.00
10E020	2410	2200	00	000000	RCES Prin Ins Benefit	27,000.00	1,834.00	20,852.00	0.00	0.00	6,148.00
10E030	2410	2200	00	000000	WRES Prins Benefits	0.00	0.00	0.00	0.00	0.00	0.00
10E040	2410	2200	00	000000	RCMS Principal Ins Ben	7,500.00	612.00	5,438.00	0.00	0.00	2,062.00
10E050	2410	2200	00	000000	RCHS Principal Ins Ben	18,700.00	1,223.00	10,791.00	0.00	0.00	7,909.00
10E---	2410	2---	--	-----		125,556.00	9,344.16	86,701.45	0.00	0.00	38,854.55
10E020	2410	3190	00	000000	RCES Prin Off Pur Serv	11,200.00	-158.00	11,017.42	0.00	3.00	179.58
10E030	2410	3190	00	000000	WRES Purchase Services	0.00	0.00	0.00	0.00	0.00	0.00
10E040	2410	3190	00	000000	RCMS Principal Purchase Serv	11,600.00	0.00	11,510.16	0.00	3.00	86.84
10E050	2410	3190	00	000000	RCHS Principal Purchase Serv	13,000.00	0.00	12,698.88	0.00	3.00	298.12
10E020	2410	3230	00	000000	RCES Prin Off Rep/Maint	0.00	0.00	0.00	0.00	0.00	1,500.00
10E030	2410	3230	00	000000	WRES Principal Repair	0.00	0.00	0.00	0.00	0.00	0.00
10E040	2410	3230	00	000000	RCMS Principal Rep/Maint	0.00	0.00	0.00	0.00	0.00	0.00
10E050	2410	3230	00	000000	RCHS Principal Rep/Maint	0.00	0.00	0.00	0.00	0.00	0.00
10E020	2410	3240	00	000000	RCES Prin Copier Repair	0.00	0.00	0.00	0.00	0.00	0.00
10E040	2410	3240	00	000000	RCMS Principal Copier Repair	450.00	68.00	330.00	0.00	0.00	120.00
10E050	2410	3240	00	000000	RCHS Principal Copier Repair	2,000.00	0.00	0.00	0.00	0.00	2,000.00
10E020	2410	3320	00	000000	RCES Prin Off Travel	1,500.00	449.57	1,425.31	0.00	1.00	73.69
10E030	2410	3320	00	000000	WRES Principal Travel	0.00	0.00	0.00	0.00	0.00	0.00
10E040	2410	3320	00	000000	RCMS Principal Travel	1,000.00	372.51	650.15	0.00	1.00	348.85
10E050	2410	3320	00	000000	RCHS Principal Travel	1,500.00	135.00	562.56	0.00	72.51	864.93
10E020	2410	3400	00	000000	RCES Prin Off Telephone	0.00	0.00	0.00	0.00	0.00	0.00
10E030	2410	3400	00	000000	WRES Telephone	0.00	0.00	0.00	0.00	0.00	0.00

Account Level				2021-22	March 2021-22	2021-22	2021-22	Encumbered	2021-22	
FDTLOC	FUNC	OBJ	SJ	Description	Budget	Monthly Activity	FYTD Activity	Batch Activity	Amount	Available Funds
10E040	2410	3400	00 000000	RCMS Principal Telephone	0.00	0.00	0.00	0.00	0.00	0.00
10E050	2410	3400	00 000000	RCMS Principal Telephone	0.00	0.00	0.00	0.00	0.00	0.00
10E020	2410	3600	00 000000	RCES Printing	2,000.00	0.00	649.66	0.00	1,350.34	0.00
10E040	2410	3600	00 000000	RCMS Printing	1,400.00	572.55	572.55	0.00	427.45	400.00
10E050	2410	3600	00 000000	RCMS Printing	3,000.00	0.00	567.34	0.00	226.67	2,205.99
10E---	2410	3---	--		48,650.00	1,439.63	39,984.03	0.00	2,087.97	8,078.00
10E020	2410	4100	00 000000	RCES Prin Off Supplies	5,000.00	803.20	2,658.97	0.00	371.56	1,969.47
10E030	2410	4100	00 000000	WRES Principal Supplies	0.00	0.00	0.00	0.00	0.00	0.00
10E040	2410	4100	00 000000	RCMS Principal Supplies	4,900.00	452.37	1,928.23	0.00	191.10	2,780.67
10E050	2410	4100	00 000000	RCMS Principal Supplies	14,000.00	2,655.03	8,194.54	0.00	2,732.55	3,072.91
10E020	2410	4240	00 000000	RCES Copier Toner	0.00	0.00	0.00	0.00	0.00	0.00
10E050	2410	4240	00 000000	RCMS Copier Toner	2,000.00	0.00	386.00	0.00	114.00	1,500.00
10E020	2410	4250	00 000000	RCES Copier Parts	0.00	0.00	0.00	0.00	0.00	0.00
10E050	2410	4400	00 000000	RCMS Copier Parts	0.00	0.00	0.00	0.00	0.00	0.00
10E020	2410	4700	00 000000	RCES Prin Off Software	0.00	0.00	0.00	0.00	0.00	0.00
10E040	2410	4700	00 000000	RCMS Principl Software	0.00	0.00	0.00	0.00	0.00	0.00
10E050	2410	4700	00 000000	RCMS Principl Software	0.00	0.00	0.00	0.00	0.00	0.00
10E---	2410	4---	--		25,900.00	3,910.60	13,167.74	0.00	3,409.21	9,323.05
10E020	2410	5500	00 000000	RCES Principal Equip	11,310.00	0.00	0.00	0.00	11,278.40	-10,278.40
10E040	2410	5500	00 000000	RCMS Principal Equip	3,000.00	0.00	748.72	0.00	0.00	2,251.28
10E050	2410	5500	00 000000	RCMS Principal Equip	1,158.00	0.00	1,221.00	0.00	0.00	-63.00
10E---	2410	5---	--		15,468.00	0.00	1,969.72	0.00	11,278.40	-8,090.12
10E020	2410	6400	00 000000	RCES Prin Dues/Fees	455.00	0.00	455.00	0.00	0.00	1,545.00
10E030	2410	6400	00 000000	WRES Dues & Fees	0.00	0.00	0.00	0.00	0.00	0.00
10E040	2410	6400	00 000000	RCMS Principal Dues/Fees	700.00	-40.00	1,156.93	0.00	0.00	-456.93
10E050	2410	6400	00 000000	RCMS Principal Dues/Fees	1,500.00	0.00	718.00	0.00	0.00	782.00
10E---	2410	6---	--		2,655.00	-40.00	2,329.93	0.00	0.00	1,870.07
10E010	2490	1100	00 000000	Program Supervisor Sal	0.00	0.00	0.00	0.00	0.00	0.00
10E---	2490	1---	--		0.00	0.00	0.00	0.00	0.00	0.00
10E010	2490	2110	00 000000	Program Suprvr TRS	0.00	0.00	0.00	0.00	0.00	0.00
10E010	2490	2200	00 000000	Program Suprvr Ins Ben	0.00	0.00	0.00	0.00	0.00	0.00
10E---	2490	2---	--		0.00	0.00	0.00	0.00	0.00	0.00
10E010	2490	3190	00 000000	Purchase Service	0.00	0.00	0.00	0.00	0.00	0.00
10E010	2490	3320	00 000000	Travel	0.00	0.00	0.00	0.00	0.00	0.00
10E---	2490	3---	--		0.00	0.00	0.00	0.00	0.00	0.00
10E010	2490	6400	00 000000	Program Supervisor Dues/ Fees	0.00	0.00	0.00	0.00	0.00	0.00
10E---	2490	6---	--		0.00	0.00	0.00	0.00	0.00	0.00
10E---	24--	----	--		1,084,404.00	82,772.00	781,910.10	0.00	16,775.58	278,453.32
10E010	2520	1110	00 000000	Fiscal Service Salaries	135,000.00	11,413.43	96,393.90	0.00	0.00	38,606.10
10E---	2520	1---	--		135,000.00	11,413.43	96,393.90	0.00	0.00	38,606.10

Account Level				2021-22	March 2021-22	2021-22	2021-22	Encumbered	2021-22	
FDTLOC	FUNC	OBJ	SJ	Description	Budget	Monthly Activity	FYTD Activity	Batch Activity	Amount	Available Funds
10E010	2520	2110	00	000000	0.00	0.00	0.00	0.00	0.00	0.00
10E010	2520	2130	00	000000	0.00	0.00	0.00	0.00	0.00	0.00
10E010	2520	2200	00	000000	Fiscal Service Ins Ben	7,000.00	611.00	4,889.50	0.00	2,110.50
10E---	2520	2---	--	-----	7,000.00	611.00	4,889.50	0.00	0.00	2,110.50
10E010	2520	3100	00	000000	Medicaid Fee	0.00	0.00	0.00	0.00	0.00
10E010	2520	3190	00	000000	Fiscal Service Pur Serv	50,000.00	229.96	39,796.77	0.00	7,641.51
10E010	2520	3230	00	000000	Fiscal Sevice Repair/Maint	100.00	0.00	0.00	0.00	99.00
10E010	2520	3320	00	000000	Fiscal Service Travel	1,000.00	0.00	23.32	0.00	975.68
10E---	2520	3---	--	-----	51,100.00	229.96	39,820.09	0.00	7,643.51	3,636.40
10E010	2520	4100	00	000000	Fiscal Service Supplies	4,000.00	30.88	2,353.52	0.00	219.69
10E010	2520	4700	00	000000	Fiscal Service Software	0.00	0.00	0.00	0.00	0.00
10E---	2520	4---	--	-----	4,000.00	30.88	2,353.52	0.00	219.69	1,426.79
10E010	2520	5500	00	000000	Fiscal Service Equipment	0.00	0.00	0.00	0.00	0.00
10E---	2520	5---	--	-----	0.00	0.00	0.00	0.00	0.00	0.00
10E010	2521	3190	00	000000	Coop Wrhs Rental	0.00	0.00	0.00	0.00	0.00
10E---	2521	3---	--	-----	0.00	0.00	0.00	0.00	0.00	0.00
10E010	2521	4100	00	000000	District Co-op Supplies	35,107.00	0.00	550.95	0.00	34,556.05
10E020	2521	4100	00	000000	RCES Co-op Supplies	0.00	0.00	11,910.98	0.00	-11,910.98
10E040	2521	4100	00	000000	RCMS Co-op Supplies	0.00	0.00	2,779.00	0.00	-2,779.00
10E050	2521	4100	00	000000	RCHS Co-op Supplies	0.00	0.00	190.61	0.00	-190.61
10E080	2521	4100	00	000000	Trans Co-op Supplies	0.00	0.00	372.20	0.00	-372.20
10E420	2521	4100	00	420000	Food Service Co-op Supplies	0.00	0.00	825.48	0.00	-1,343.38
10E---	2521	4---	--	-----	35,107.00	0.00	16,629.22	0.00	517.90	17,959.88
10E342	2530	3190	00	000000	ESSER II Construction Services	0.00	0.00	0.00	0.00	0.00
10E343	2530	3190	00	000000	ESSER III CONSTRUCTION SERVICE	0.00	0.00	0.00	0.00	0.00
10E---	2530	3---	--	-----	0.00	0.00	0.00	0.00	0.00	0.00
10E020	2540	1110	00	000000	RCES Cust Sal	200,000.00	15,450.12	145,901.02	0.00	54,098.98
10E030	2540	1110	00	000000	WRES Cust Salary	0.00	0.00	0.00	0.00	0.00
10E040	2540	1110	00	000000	RCMS Custodial Salary	146,000.00	12,341.29	114,677.30	0.00	31,322.70
10E050	2540	1110	00	000000	RCHS Custodial Salary	253,000.00	-76,590.29	60,747.45	0.00	192,252.55
10E020	2540	1200	00	000000	RCES Cust Sub Sal	0.00	0.00	0.00	0.00	0.00
10E040	2540	1200	00	000000	RCMS Custodial Sub Sal	0.00	0.00	0.00	0.00	0.00
10E050	2540	1200	00	000000	RCHS Custodial Sub Sal	0.00	0.00	30.00	0.00	-30.00
10E020	2540	1210	00	000000	RCES Cust Sub Sal	4,000.00	0.00	2,345.19	0.00	1,654.81
10E030	2540	1210	00	000000	WRES Sub Cust Sal	0.00	0.00	0.00	0.00	0.00
10E040	2540	1210	00	000000	RCMS Custodial Sub Sal	6,000.00	0.00	2,662.50	0.00	3,337.50
10E050	2540	1210	00	000000	RCHS Custodial Sub Salary	5,000.00	3,227.25	7,221.12	0.00	-2,221.12
10E---	2540	1---	--	-----	614,000.00	-45,571.63	333,584.58	0.00	0.00	280,415.42
10E050	2540	2110	00	000000	RCHS Custodial Benefits	0.00	0.00	0.00	0.00	0.00
10E020	2540	2130	00	000000		0.00	0.00	0.00	0.00	0.00

Account Level				2021-22	March 2021-22	2021-22	2021-22	Encumbered	2021-22	
FDTLOC	FUNC	OBJ	SJ	Description	Budget	Monthly Activity	FYTD Activity	Batch Activity	Amount	Available Funds
10E040	2540	2130	00	000000	0.00	0.00	0.00	0.00	0.00	0.00
10E050	2540	2130	00	000000	0.00	0.00	0.00	0.00	0.00	0.00
10E020	2540	2200	00	000000	7,500.00	614.00	5,526.00	0.00	0.00	1,974.00
10E030	2540	2200	00	000000	0.00	0.00	0.00	0.00	0.00	0.00
10E040	2540	2200	00	000000	21,600.00	1,830.00	16,025.00	0.00	0.00	5,575.00
10E050	2540	2200	00	000000	32,000.00	917.00	20,924.00	0.00	0.00	11,076.00
10E---	2540	2---	--	-----	61,100.00	3,361.00	42,475.00	0.00	0.00	18,625.00
10E110	2540	3190	00	110000	0.00	0.00	0.00	0.00	0.00	0.00
10E342	2540	3190	00	000000	0.00	0.00	0.00	0.00	0.00	0.00
10E050	2540	3200	00	000000	3,000.00	0.00	0.00	0.00	0.00	3,000.00
10E---	2540	3---	--	-----	3,000.00	0.00	0.00	0.00	0.00	3,000.00
10E110	2540	4100	00	110000	1,000.00	0.00	0.00	0.00	1.00	999.00
10E220	2540	4100	00	220000	0.00	0.00	0.00	0.00	0.00	0.00
10E340	2540	4100	00	340000	5,000.00	0.00	3,262.15	0.00	0.00	1,737.85
10E342	2540	4100	00	000000	30,000.00	0.00	0.00	0.00	0.00	30,000.00
10E510	2540	4100	00	510000	1,000.00	0.00	0.00	0.00	0.00	1,000.00
10E010	2540	4650	00	000000	0.00	0.00	0.00	0.00	0.00	0.00
10E020	2540	4650	00	000000	25,000.00	5,925.31	21,483.68	0.00	0.00	3,516.32
10E030	2540	4650	00	000000	0.00	0.00	0.00	0.00	0.00	0.00
10E040	2540	4650	00	000000	7,000.00	1,742.04	6,933.46	0.00	0.00	66.54
10E050	2540	4650	00	000000	35,000.00	4,524.15	27,926.26	0.00	0.00	7,073.74
10E020	2540	4660	00	000000	135,000.00	10,944.40	108,601.96	0.00	0.00	26,398.04
10E030	2540	4660	00	000000	0.00	0.00	0.00	0.00	0.00	0.00
10E040	2540	4660	00	000000	75,000.00	6,310.58	58,012.55	0.00	0.00	16,987.45
10E050	2540	4660	00	000000	85,000.00	7,958.13	83,714.54	0.00	0.00	1,285.46
10E---	2540	4---	--	-----	399,000.00	37,404.61	309,934.60	0.00	1.00	89,064.40
10E110	2540	5500	00	110000	0.00	0.00	0.00	0.00	0.00	0.00
10E220	2540	5500	00	220000	0.00	0.00	0.00	0.00	0.00	0.00
10E340	2540	5500	00	340000	2,000.00	0.00	0.00	0.00	0.00	2,000.00
10E342	2540	5500	00	000000	10,000.00	0.00	0.00	0.00	0.00	10,000.00
10E510	2540	5500	00	510000	6,000.00	0.00	0.00	0.00	0.00	6,000.00
10E---	2540	5---	--	-----	18,000.00	0.00	0.00	0.00	0.00	18,000.00
10E070	2550	1110	00	000000	11,000.00	1,372.50	10,323.44	0.00	0.00	676.56
10E100	2550	1110	00	100000	0.00	0.00	0.00	0.00	0.00	0.00
10E110	2550	1110	00	110000	0.00	22.75	52.86	0.00	0.00	-52.86
10E210	2550	1110	00	210000	0.00	0.00	0.00	0.00	0.00	0.00
10E343	2550	1110	00	000000	0.00	0.00	0.00	0.00	0.00	0.00
10E470	2550	1110	00	470000	3,200.00	90.00	3,281.53	0.00	0.00	-81.53
10E500	2550	1110	00	500000	1,000.00	0.00	0.00	0.00	0.00	1,000.00
10E510	2550	1110	00	510000	63,750.00	5,698.18	45,338.09	0.00	0.00	18,411.91

Account Level				2021-22	March 2021-22	2021-22	2021-22	Encumbered	2021-22	
FDTLOC	FUNC	OBJ	SJ	Description	Budget	Monthly Activity	FYTD Activity	Batch Activity	Amount	Available Funds
10E110	2550	1210	00	110000	0.00	0.00	0.00	0.00	0.00	0.00
10E510	2550	1210	00	510000	0.00	0.00	74.25	0.00	0.00	-74.25
10E---	2550	1---	--	-----	78,950.00	7,183.43	59,070.17	0.00	0.00	19,879.83
10E110	2550	2130	00	110000	0.00	0.00	0.00	0.00	0.00	0.00
10E070	2550	2200	00	000000	0.00	0.00	0.00	0.00	0.00	0.00
10E110	2550	2200	00	110000	0.00	0.00	0.00	0.00	0.00	0.00
10E470	2550	2200	00	470000	0.00	0.00	0.00	0.00	0.00	0.00
10E510	2550	2200	00	510000	0.00	0.00	0.00	0.00	0.00	0.00
10E---	2550	2---	--	-----	0.00	0.00	0.00	0.00	0.00	0.00
10E080	2550	3190	00	000000	100.00	0.00	0.00	0.00	1.00	99.00
10E080	2550	3230	00	000000	2,000.00	40.00	1,617.70	0.00	1,247.83	-865.53
10E070	2550	3310	00	000000	28,000.00	0.00	24,485.76	0.00	1.00	3,513.24
10E100	2550	3310	00	100000	0.00	0.00	0.00	0.00	0.00	0.00
10E110	2550	3310	00	110000	0.00	0.00	0.00	0.00	1.00	-1.00
10E210	2550	3310	00	210000	0.00	0.00	0.00	0.00	0.00	0.00
10E343	2550	3310	00	000000	0.00	0.00	0.00	0.00	0.00	0.00
10E470	2550	3310	00	470000	0.00	0.00	0.00	0.00	1.00	-1.00
10E500	2550	3310	00	500000	1,000.00	0.00	0.00	0.00	0.00	1,000.00
10E510	2550	3310	00	510000	65,000.00	0.00	57,470.40	0.00	1.00	7,528.60
10E781	2550	3320	00	781000	0.00	0.00	0.00	0.00	0.00	0.00
10E080	2550	3400	00	000000	10,000.00	1,111.67	9,904.95	0.00	275.00	-179.95
10E080	2550	3700	00	000000	500.00	0.00	272.00	0.00	0.00	228.00
10E---	2550	3---	--	-----	106,600.00	1,151.67	93,750.81	0.00	1,527.83	11,321.36
10E080	2550	4100	00	000000	4,000.00	144.90	2,688.84	0.00	1,055.31	255.85
10E345	2550	4100	00	345000	5,500.00	0.00	600.00	0.00	0.00	4,900.00
10E080	2550	4640	00	000000	1,000.00	57.00	344.43	0.00	2.00	653.57
10E080	2550	4650	00	000000	3,000.00	729.39	2,653.26	0.00	0.00	346.74
10E080	2550	4660	00	000000	6,500.00	711.06	3,294.62	0.00	0.00	3,205.38
10E---	2550	4---	--	-----	20,000.00	1,642.35	9,581.15	0.00	1,057.31	9,361.54
10E342	2550	5500	00	000000	7,545.00	0.00	7,545.00	0.00	0.00	0.00
10E080	2550	5520	00	000000	0.00	0.00	0.00	0.00	0.00	0.00
10E342	2550	5520	00	000000	125,000.00	0.00	0.00	0.00	121,326.00	3,674.00
10E---	2550	5---	--	-----	132,545.00	0.00	7,545.00	0.00	121,326.00	3,674.00
10E510	2551	1110	00	510000	0.00	0.00	0.00	0.00	0.00	0.00
10E---	2551	1---	--	-----	0.00	0.00	0.00	0.00	0.00	0.00
10E070	2560	1110	00	000000	8,500.00	735.31	4,744.47	0.00	0.00	3,755.53
10E420	2560	1110	00	420000	372,000.00	-12,073.38	214,860.29	0.00	0.00	157,139.71
10E440	2560	1110	00	440000	0.00	0.00	0.00	0.00	0.00	0.00
10E460	2560	1110	00	460000	0.00	0.00	0.00	0.00	0.00	0.00
10E470	2560	1110	00	470000	1,300.00	0.00	480.00	0.00	0.00	820.00

Account Level				2021-22	March 2021-22	2021-22	2021-22	Encumbered	2021-22	
FDTLOC	FUNC	OBJ	SJ	Description	Budget	Monthly Activity	FYTD Activity	Batch Activity	Amount	Available Funds
10E420	2560	1200	00	420000	Food Serv Sub Sal	0.00	0.00	0.00	0.00	0.00
10E420	2560	1210	00	420000	Food Service Sub Sal	15,000.00	997.00	13,499.64	0.00	1,500.36
10E---	2560	1---	--	-----	396,800.00	-10,341.07	233,584.40	0.00	0.00	163,215.60
10E420	2560	2110	00	420000		0.00	0.00	0.00	0.00	0.00
10E420	2560	2130	00	420000		0.00	0.00	0.00	0.00	0.00
10E070	2560	2200	00	000000	21st Century Food Serv Ben	0.00	0.00	0.00	0.00	0.00
10E420	2560	2200	00	420000	Food Service Ins Ben	75,000.00	6,627.02	55,280.82	0.00	19,719.18
10E---	2560	2---	--	-----	75,000.00	6,627.02	55,280.82	0.00	0.00	19,719.18
10E350	2560	3140	00	350000	Food Service Train,Lic	100.00	0.00	0.00	0.00	100.00
10E350	2560	3190	00	350000	Food Service Purch Serv	2,300.00	0.00	87.44	1.00	2,211.56
10E460	2560	3190	00	460000	Fed Summer School Pur Serv	0.00	0.00	0.00	0.00	0.00
10E350	2560	3230	00	350000	Food Service Rep/Maint	0.00	0.00	2,346.00	0.00	-2,346.00
10E350	2560	3260	00	350000	Food Service Postage	0.00	0.00	0.00	0.00	0.00
10E350	2560	3320	00	350000	Food Service Travel	0.00	0.00	0.00	1.00	-1.00
10E460	2560	3320	00	460000	Fed Summer Mileage	0.00	0.00	0.00	0.00	0.00
10E---	2560	3---	--	-----	2,400.00	0.00	2,433.44	0.00	2.00	-35.44
10E110	2560	4100	00	110000	PreK Food Serv Supp	500.00	0.00	0.00	0.00	500.00
10E210	2560	4100	00	210000	ROE At-Risk Snacks	0.00	0.00	0.00	0.00	0.00
10E230	2560	4100	00	230000	SOS/NKH Supplies	0.00	0.00	0.00	0.00	0.00
10E420	2560	4100	00	420000	Food Service Supplies	575,000.00	45,027.80	411,670.45	208,062.28	-44,732.73
10E440	2560	4100	00	440000	US Healthier Supp	0.00	0.00	0.00	0.00	0.00
10E460	2560	4100	00	460000	Fed Summer Food Supplies	0.00	0.00	0.00	0.00	0.00
10E510	2560	4100	00	510000	Pre K Food Supp	500.00	0.00	0.00	0.00	500.00
10E510	2560	4110	00	510000	0-3 Food Serv Suppl	0.00	0.00	0.00	0.00	0.00
10E420	2560	4640	00	420000	Food Service Fuel	500.00	0.00	0.00	0.00	500.00
10E420	2560	4700	00	420000	Food Service Software	500.00	0.00	0.00	0.00	500.00
10E---	2560	4---	--	-----	577,000.00	45,027.80	411,670.45	0.00	208,062.28	-42,732.73
10E230	2560	5500	00	230000	SOS/NKH Equipment	0.00	0.00	0.00	0.00	0.00
10E430	2560	5500	00	430000	Food Serv Equip	1,800.00	0.00	0.00	0.00	1,800.00
10E440	2560	5500	00	440000	NSLP Equipment	0.00	0.00	0.00	0.00	0.00
10E---	2560	5---	--	-----	1,800.00	0.00	0.00	0.00	0.00	1,800.00
10E---	25-	--	--	-----	2,718,402.00	58,770.45	1,718,996.65	0.00	340,357.52	659,047.83
10E010	2620	1100	00	000000	Resource/Consultant Teacher	0.00	0.00	0.00	0.00	0.00
10E070	2620	1100	00	000000	21st Century Eval Sal	4,000.00	600.00	1,738.60	0.00	2,261.40
10E470	2620	1100	00	470000	21st Century Eval Sal	0.00	0.00	0.00	0.00	0.00
10E010	2620	1110	00	000000	JFF research sal	0.00	0.00	0.00	0.00	0.00
10E---	2620	1---	--	-----	4,000.00	600.00	1,738.60	0.00	0.00	2,261.40
10E010	2620	2110	00	000000	Res/Consult Teach TRS	0.00	0.00	0.00	0.00	0.00
10E070	2620	2110	00	000000	21st Century Planning TRS	1,000.00	0.00	261.02	0.00	738.98
10E470	2620	2110	00	470000	21st Century Eval TRS	0.00	0.00	0.00	0.00	0.00

Account Level				2021-22	March 2021-22	2021-22	2021-22	Encumbered	2021-22	
FDTLOC	FUNC	OBJ	SJ	Description	Budget	Monthly Activity	FYTD Activity	Batch Activity	Amount	Available Funds
10E010	2620	2200	00	000000	Res/Consult Teach Ins Ben	0.00	0.00	0.00	0.00	0.00
10E---	2620	2---	--	-----	1,000.00	0.00	261.02	0.00	0.00	738.98
10E010	2620	3190	00	000000	District Accreditation Pur Ser	2,300.00	0.00	1,200.00	0.00	1,098.00
10E070	2620	3190	00	000000	21st Century Pur Serv	0.00	0.00	0.00	0.00	0.00
10E470	2620	3190	00	470000	21st Century Pur Serv	0.00	0.00	0.00	0.00	0.00
10E010	2620	3320	00	000000	District Accreditation M M M	3,300.00	0.00	0.00	0.00	3,299.00
10E070	2620	3320	00	000000	21st Century Travel	0.00	0.00	0.00	0.00	0.00
10E470	2620	3320	00	470000	21st Century Trav	0.00	0.00	0.00	0.00	0.00
10E---	2620	3---	--	-----	5,600.00	0.00	1,200.00	0.00	3.00	4,397.00
10E010	2620	4100	00	000000	District Staff Devlpmnt Supp	1,000.00	0.00	0.00	0.00	999.00
10E070	2620	4100	00	000000	21st Century Supp	500.00	0.00	0.00	0.00	500.00
10E470	2620	4100	00	470000	21st Century Supp	500.00	0.00	0.00	0.00	500.00
10E---	2620	4---	--	-----	2,000.00	0.00	0.00	0.00	1.00	1,999.00
10E010	2620	5500	00	000000	RTI Instr Equip	0.00	0.00	0.00	0.00	0.00
10E---	2620	5---	--	-----	0.00	0.00	0.00	0.00	0.00	0.00
10E010	2630	3190	00	000000	Maintenance Plan/Warranty	300.00	300.00	300.00	0.00	-1.00
10E010	2630	3400	00	000000	District Alert Now System	6,500.00	0.00	6,234.80	0.00	265.20
10E010	2630	3410	00	000000	District Wide Phone System	11,500.00	776.72	6,890.05	0.00	4,609.95
10E010	2630	3420	00	000000	District Wide Internet	20,000.00	2,058.66	18,265.34	0.00	1,734.66
10E---	2630	3---	--	-----	38,300.00	3,135.38	31,690.19	0.00	1.00	6,608.81
10E010	2630	4100	00	000000	District Information Supplies	500.00	0.00	0.00	0.00	500.00
10E345	2630	4100	00	345000	ARP McKin Vent Info Supplies	0.00	0.00	0.00	0.00	0.00
10E---	2630	4---	--	-----	500.00	0.00	0.00	0.00	0.00	500.00
10E330	2640	3190	00	330000	Title II recruiting fee	0.00	0.00	0.00	0.00	0.00
10E---	2640	3---	--	-----	0.00	0.00	0.00	0.00	0.00	0.00
10E010	2660	1100	00	000000	District Comp Tech Salary	28,000.00	0.00	27,511.56	0.00	488.44
10E010	2660	1110	00	000000	District Comp Tech Salary	155,000.00	12,553.62	115,410.61	0.00	39,589.39
10E---	2660	1---	--	-----	183,000.00	12,553.62	142,922.17	0.00	0.00	40,077.83
10E010	2660	2110	00	000000	District Comp Tech TRS	0.00	0.00	0.00	0.00	0.00
10E010	2660	2130	00	000000	District Comp Tech TRS	0.00	0.00	0.00	0.00	0.00
10E010	2660	2200	00	000000	District Computer Tech Ins	16,000.00	1,221.00	12,609.00	0.00	3,391.00
10E---	2660	2---	--	-----	16,000.00	1,221.00	12,609.00	0.00	0.00	3,391.00
10E010	2660	3190	00	000000	District Comp Tech Pur Serv	65,645.00	-3,564.00	38,593.53	0.00	16,910.75
10E342	2660	3190	00	000000	ESSER II Tech Purchased Serv	8,725.00	0.00	8,710.45	0.00	14.55
10E010	2660	3230	00	000000	District Comp Tech Rep/Maint	1,000.00	0.00	0.00	0.00	1,000.00
10E010	2660	3320	00	000000	District Computer Tech Mileage	500.00	23.41	122.53	0.00	377.47
10E---	2660	3---	--	-----	75,870.00	-3,540.59	47,426.51	0.00	16,910.75	11,532.74
10E010	2660	4100	00	000000	District Comp Tech Supplies	200,000.00	0.00	198,081.84	0.00	5,320.00
10E010	2660	4700	00	000000	District Comp Tech Software	3,000.00	0.00	2,555.25	0.00	448.47
10E---	2660	4---	--	-----	203,000.00	0.00	200,637.09	0.00	5,768.47	-3,405.56

FDTLOC	FUNC	OBJ	SJ	Account Level Description	2021-22 Budget	March 2021-22 Monthly Activity	2021-22 FYTD Activity	2021-22 Batch Activity	Encumbered Amount	2021-22 Available Funds
10E010	2660	5500	00	000000	District Comp Tech Equipment	32,000.00	0.00	31,904.00	0.00	96.00
10E---	2660	5---	--	-----		32,000.00	0.00	31,904.00	0.00	96.00
10E---	26--	----	--	-----		561,270.00	13,969.41	470,388.58	22,684.22	68,197.20
10E070	2900	1100	00	000000	21st Century Fac Sal	33,000.00	2,541.05	20,530.22	0.00	12,469.78
10E470	2900	1100	00	470000	21st Century Sal	5,000.00	0.00	3,035.25	0.00	1,964.75
10E---	2900	1---	--	-----		38,000.00	2,541.05	23,565.47	0.00	14,434.53
10E070	2900	2110	00	000000	21st Century Fac TRS	5,000.00	361.72	3,432.87	0.00	1,567.13
10E470	2900	2110	00	470000	21st Century TRS	1,000.00	0.00	695.78	0.00	304.22
10E---	2900	2---	--	-----		6,000.00	361.72	4,128.65	0.00	1,871.35
10E100	2900	3190	00	100000	Title I SES services	0.00	0.00	0.00	0.00	0.00
10E345	2900	3190	00	345000	ARP McKin Ven Support Services	0.00	0.00	1,794.52	0.00	-1,794.52
10E500	2900	3190	00	500000	Title I SES Services	0.00	0.00	0.00	0.00	0.00
10E---	2900	3---	--	-----		0.00	0.00	1,794.52	0.00	-1,794.52
10E070	2900	4100	00	000000	21st Century Supp	500.00	0.00	0.00	0.00	500.00
10E100	2900	4100	00	100000	Title I Homeless Supplies	0.00	0.00	0.00	500.00	-500.00
10E345	2900	4100	00	345000	ARP McKin Ven Support Supplies	5,000.00	257.35	296.67	68.21	4,635.12
10E470	2900	4100	00	470000	21st Century Site Mngrs Suppli	1,150.00	0.00	583.39	929.99	-363.38
10E500	2900	4100	00	500000	Title I Homeless supplies	400.00	0.00	76.65	0.00	323.35
10E---	2900	4---	--	-----		7,050.00	257.35	956.71	1,498.20	4,595.09
10E---	29--	----	--	-----		51,050.00	3,160.12	30,445.35	1,498.20	19,106.45
10E070	3000	1100	00	000000	21st Century Comm Serv Sal	300.00	0.00	0.00	0.00	300.00
10E100	3000	1100	00	100000	Title I Prnt Invl Sal	0.00	0.00	0.00	0.00	0.00
10E110	3000	1100	00	110000	PreK 0-3 Teach Sal	40,000.00	0.00	38,213.93	0.00	1,786.07
10E150	3000	1100	00	150000	SESE Flow Thru St Joe Spch Sal	0.00	0.00	0.00	0.00	0.00
10E470	3000	1100	00	470000	21st Century Comm Ser Sal	750.00	0.00	0.00	0.00	750.00
10E500	3000	1100	00	500000	Title I Prnt Invl Sal Pr	0.00	0.00	0.00	0.00	0.00
10E510	3000	1100	00	510000	PI 0-3 Teach Sal	205,000.00	14,970.48	111,039.22	0.00	93,960.78
10E100	3000	1110	00	100000	Title I N/C	0.00	0.00	0.00	0.00	0.00
10E500	3000	1110	00	500000	Title I N/C sal	0.00	0.00	0.00	0.00	0.00
10E510	3000	1110	00	510000	PI Sec Sal	0.00	0.00	0.00	0.00	0.00
10E100	3000	1200	00	100000		0.00	0.00	0.00	0.00	0.00
10E110	3000	1200	00	110000	PreK 0-3 Sub Sal	0.00	0.00	0.00	0.00	0.00
10E510	3000	1200	00	510000	PI Sub Salary	0.00	0.00	0.00	0.00	0.00
10E100	3000	1300	00	100000	Title I St Joe Tutor Sal	0.00	0.00	0.00	0.00	0.00
10E500	3000	1300	00	500000	St Joe Title I Tutoring	0.00	1,710.00	1,710.00	0.00	-1,710.00
10E---	3000	1---	--	-----		246,050.00	16,680.48	150,963.15	0.00	95,086.85
10E070	3000	2110	00	000000	21st Century TRS	100.00	0.00	0.00	0.00	100.00
10E100	3000	2110	00	100000	Title I Prnt Invl TRS	0.00	0.00	0.00	0.00	0.00
10E110	3000	2110	00	110000	PreK 0-3 Teacher TRS	0.00	0.00	0.00	0.00	0.00
10E150	3000	2110	00	150000	SESE St Joe Flow Thru TRS	0.00	0.00	0.00	0.00	0.00

Account Level				2021-22	March 2021-22	2021-22	2021-22	Encumbered	2021-22	
FDTLOC	FUNC	OBJ	SJ	Description	Budget	Monthly Activity	FYTD Activity	Batch Activity	Amount	Available Funds
10E470	3000	2110	00	470000	21st Century Comm Serv TRS	94.00	0.00	0.00	0.00	94.00
10E500	3000	2110	00	500000	Title I Prnt Inl Vl TRS	0.00	0.00	0.00	0.00	0.00
10E510	3000	2110	00	510000	PI 0-3 TRS	27,150.00	1,290.94	8,983.40	0.00	18,166.60
10E100	3000	2130	00	100000		0.00	0.00	0.00	0.00	0.00
10E100	3000	2200	00	100000	Title I Prnt Inl Ins Ben	0.00	0.00	0.00	0.00	0.00
10E110	3000	2200	00	110000	PreK 0-3 Teach Ins Ben	4,600.00	0.00	4,536.00	0.00	64.00
10E500	3000	2200	00	500000	Title I Ins Ben Prior	0.00	0.00	0.00	0.00	0.00
10E510	3000	2200	00	510000	PI 0-3 Ins Ben Prior	18,000.00	2,074.00	15,189.00	0.00	2,811.00
10E---	3000	2---	--	-----		49,944.00	3,364.94	28,708.40	0.00	21,235.60
10E100	3000	3140	00	100000	Title I St Joe Reg Fee	0.00	0.00	0.00	0.00	0.00
10E330	3000	3140	00	330000	Title II St Joe Consult	0.00	0.00	0.00	0.00	0.00
10E500	3000	3140	00	500000	Title I St Joe Reg	0.00	0.00	0.00	0.00	0.00
10E010	3000	3190	00	000000	District Comm Serv Pur Serv	1,000.00	0.00	0.00	1.00	999.00
10E070	3000	3190	00	000000	21st Century Pur Serv	1,000.00	0.00	0.00	0.00	1,000.00
10E100	3000	3190	00	100000	Title I Comm TAPP	0.00	0.00	0.00	0.00	0.00
10E110	3000	3190	00	110000	PI Purchase Serv	100.00	0.00	70.00	80.00	-50.00
10E130	3000	3190	00	130000	CWinters B3 Pur Serv	0.00	0.00	0.00	0.00	0.00
10E170	3000	3190	00	170000	Title IV St Joe M M M	0.00	0.00	0.00	0.00	0.00
10E180	3000	3190	00	180000	RTTT Comm Serv Pur Serv	0.00	0.00	0.00	0.00	0.00
10E290	3000	3190	00	290000	JFF Richland React Website	0.00	0.00	0.00	0.00	0.00
10E470	3000	3190	00	470000	21st Century Pur Serv	225.00	0.00	0.00	0.00	225.00
10E500	3000	3190	00	500000	Title I Comm Serv Pur Serv	0.00	0.00	0.00	0.00	0.00
10E510	3000	3190	00	510000	PI 0-3 Pur Servcs	8,000.00	0.00	141.23	0.00	7,858.77
10E530	3000	3190	00	530000	Title II St Joe Pur Serv	0.00	0.00	0.00	0.00	0.00
10E690	3000	3190	00	690000	TAPS Purchase Service	0.00	0.00	0.00	0.00	0.00
10E730	3000	3190	00	730000	JFF Tapps Pur Serv	0.00	0.00	0.00	0.00	0.00
10E100	3000	3250	00	100000	Title I Prnt Invl Pur Serv	0.00	0.00	0.00	0.00	0.00
10E010	3000	3320	00	000000	District Comm Serv Mileage	1,000.00	0.00	0.00	0.00	1,000.00
10E100	3000	3320	00	100000	Title I St Joe Travel	0.00	0.00	0.00	0.00	0.00
10E110	3000	3320	00	110000	PreK 0-3 Travel	0.00	0.00	548.20	0.00	-548.20
10E330	3000	3320	00	330000	Title II St Joe Travel	0.00	0.00	0.00	0.00	0.00
10E500	3000	3320	00	500000	Title I Parent Coord Mileage	0.00	0.00	0.00	0.00	0.00
10E500	3000	3320	01	500000	Title I St Joe Mileage	0.00	0.00	0.00	0.00	0.00
10E510	3000	3320	00	510000	PI 0-3 Trav	2,500.00	198.95	1,729.98	0.00	770.02
10E530	3000	3320	00	530000	Title II Trav	0.00	0.00	0.00	0.00	0.00
10E---	3000	3---	--	-----		13,825.00	198.95	2,489.41	81.00	11,254.59
10E010	3000	4100	00	000000	District Comm Serv Supp	500.00	0.00	90.00	2.00	408.00
10E070	3000	4100	00	000000	21st Century Comm Serv Supplie	1,000.00	0.00	0.00	0.00	1,000.00
10E100	3000	4100	00	100000	Title I Prnt Invl Supp	0.00	0.00	0.00	0.00	0.00
10E110	3000	4100	00	110000	PreK 0-3 Supplies	12,500.00	0.00	30,351.29	20,193.53	-38,044.82

Account Level				2021-22	March 2021-22	2021-22	2021-22	Encumbered	2021-22		
FDTLOC	FUNC	OBJ	SJ	Description	Budget	Monthly Activity	FYTD Activity	Batch Activity	Amount	Available Funds	
10E130	3000	4100	00	130000	CW Birth-3 Store	0.00	0.00	0.00	0.00	0.00	
10E170	3000	4100	00	170000	Title IV St Joe Supp	0.00	0.00	0.00	0.00	0.00	
10E180	3000	4100	00	180000	RTTT Community Mtg Supp	0.00	0.00	0.00	0.00	0.00	
10E330	3000	4100	00	330000	Title II St Joe Supplies	0.00	0.00	0.00	0.00	0.00	
10E470	3000	4100	00	470000	21st Century Sup	0.00	0.00	431.41	0.00	-431.41	
10E500	3000	4100	00	500000	Title I Parent Coord Supplies	8,150.00	0.00	114.55	0.00	8,035.45	
10E510	3000	4100	00	510000	PI 0-3 Supp	18,500.00	2,071.33	8,515.42	0.00	1,711.06	8,273.52
10E690	3000	4100	00	690000	TAPS Supplies	0.00	0.00	0.00	0.00	0.00	
10E730	3000	4100	00	730000	JFF Tapps Supp	0.00	0.00	0.00	0.00	0.00	
10E100	3000	4110	00	100000	Title I St Joe Supp	0.00	0.00	0.00	0.00	0.00	
10E500	3000	4110	00	500000	Title I St Joe Supp	0.00	0.00	0.00	0.00	0.00	
10E---	3000	4---	--	-----		40,650.00	2,071.33	39,502.67	0.00	21,906.59	-20,759.26
10E110	3000	5500	00	110000	PI Equipment	43,000.00	0.00	42,728.00	0.00	0.00	272.00
10E510	3000	5500	00	510000	PI Com Serv Equip	2,000.00	0.00	0.00	0.00	0.00	2,000.00
10E730	3000	5500	00	730000	JFF Comm Equip	0.00	0.00	1,879.00	0.00	0.00	-1,879.00
10E---	3000	5---	--	-----		45,000.00	0.00	44,607.00	0.00	0.00	393.00
10E110	3001	1100	00	110000	PreK 3-5 Teach Sal	0.00	0.00	0.00	0.00	0.00	0.00
10E510	3001	1100	00	510000	PreK 3-5 Teach Sal Prior	0.00	0.00	0.00	0.00	0.00	0.00
10E---	3001	1---	--	-----		0.00	0.00	0.00	0.00	0.00	0.00
10E110	3001	2110	00	110000	PreK 3-5 Teach TRS	0.00	0.00	0.00	0.00	0.00	0.00
10E510	3001	2110	00	510000	Pre-K 3-5 TRS	0.00	0.00	0.00	0.00	0.00	0.00
10E110	3001	2200	00	110000	PreK 3-5 Teach Ins Ben	0.00	0.00	0.00	0.00	0.00	0.00
10E510	3001	2200	00	510000	PreK 3-5 Ins Ben Prior	0.00	0.00	0.00	0.00	0.00	0.00
10E---	3001	2---	--	-----		0.00	0.00	0.00	0.00	0.00	0.00
10E110	3002	1100	00	110000	PreK Comm Serv Sal	8,700.00	0.00	8,633.17	0.00	0.00	66.83
10E510	3002	1100	00	510000	PreK Com Serv Sal Prior	35,000.00	2,600.60	19,937.96	0.00	0.00	15,062.04
10E110	3002	1110	00	110000	PreK Block Com Serv Sec	0.00	0.00	337.50	0.00	0.00	-337.50
10E510	3002	1110	00	510000	PreK Block Com Prior	0.00	0.00	0.00	0.00	0.00	0.00
10E---	3002	1---	--	-----		43,700.00	2,600.60	28,908.63	0.00	0.00	14,791.37
10E110	3002	2110	00	110000	PreK Comm Serv TRS	30.00	0.00	352.46	0.00	0.00	-322.46
10E510	3002	2110	00	510000	Pre-K Comm Serv TRS	4,000.00	301.50	2,311.50	0.00	0.00	1,688.50
10E110	3002	2200	00	110000	PreK Comm Serv Ins Ben	1,000.00	0.00	864.00	0.00	0.00	136.00
10E510	3002	2200	00	510000	PreK Block Com Prior	4,000.00	366.00	2,806.00	0.00	0.00	1,194.00
10E---	3002	2---	--	-----		9,030.00	667.50	6,333.96	0.00	0.00	2,696.04
10E110	3002	3190	00	110000	PreK Comm Serv Pur Serv	0.00	0.00	0.00	0.00	0.00	0.00
10E110	3002	3250	00	110000	PreK Comm Serv Rental	0.00	0.00	0.00	0.00	0.00	0.00
10E510	3002	3250	00	510000	Pre K Rental	0.00	0.00	0.00	0.00	0.00	0.00
10E110	3002	3320	00	110000	PreK Comm Serv Travel	0.00	0.00	0.00	0.00	0.00	0.00
10E510	3002	3320	00	510000	Pre K Travel	1,000.00	0.00	553.40	0.00	0.00	446.60
10E---	3002	3---	--	-----		1,000.00	0.00	553.40	0.00	0.00	446.60

Account Level				2021-22	March 2021-22	2021-22	2021-22	Encumbered	2021-22	
FDTLOC	FUNC	OBJ	SJ	Description	Budget	Monthly Activity	FYTD Activity	Batch Activity	Amount	Available Funds
10E110	3002	4100	00	110000	PreK Comm Serv Supplies	500.00	0.00	317.05	0.00	182.95
10E510	3002	4100	00	510000	PreKdg. Comm Serv Supp	3,250.00	173.92	365.06	26.08	2,858.86
10E---	3002	4---	--	-----	3,750.00	173.92	682.11	0.00	26.08	3,041.81
10E---	30--	----	--	-----	452,949.00	25,757.72	302,748.73	0.00	22,013.67	128,186.60
10E820	3220	4100	00	820000	K12 Career Exploration Supplie	700.00	0.00	0.00	0.00	700.00
10E---	3220	4---	--	-----	700.00	0.00	0.00	0.00	0.00	700.00
10E820	3220	5500	00	820000	K12 Career Exploration Equip	1,800.00	0.00	0.00	0.00	1,800.00
10E---	3220	5---	--	-----	1,800.00	0.00	0.00	0.00	0.00	1,800.00
10E---	32--	----	--	-----	2,500.00	0.00	0.00	0.00	0.00	2,500.00
10E150	3700	1100	00	150000	SESE Flow Thru-NonPublicSpeech	12,000.00	3,800.00	3,800.00	0.00	8,200.00
10E340	3700	1100	00	340000	ESSER St Joe Salary	500.00	0.00	682.50	0.00	-182.50
10E100	3700	1300	00	100000	Title I St Joe Tutor Sal	2,000.00	0.00	1,875.00	0.00	125.00
10E500	3700	1300	00	500000	Title I St Joe Tutor Sal	10,500.00	0.00	7,290.00	0.00	3,210.00
10E530	3700	1300	00	530000	Title II St Joe Tutoring	2,000.00	0.00	315.00	0.00	1,685.00
10E---	3700	1---	--	-----	27,000.00	3,800.00	13,962.50	0.00	0.00	13,037.50
10E150	3700	2110	00	150000	SESE Flow Thru Non Public TRS	3,780.00	871.09	871.09	0.00	2,908.91
10E---	3700	2---	--	-----	3,780.00	871.09	871.09	0.00	0.00	2,908.91
10E500	3700	3140	00	500000	Title I St Joe Reg	0.00	0.00	0.00	0.00	0.00
10E100	3700	3190	00	100000	NonPublic School Purchase Serv	500.00	0.00	0.00	0.00	500.00
10E170	3700	3190	00	170000	Title IV St Joe MMM Reg	0.00	0.00	0.00	0.00	0.00
10E330	3700	3190	00	330000	Title II St Joe Pur Serv	5,500.00	0.00	5,054.00	0.00	446.00
10E340	3700	3190	00	340000	ESSER St Joe Purchase Service	0.00	0.00	0.00	0.00	0.00
10E500	3700	3190	00	500000	TITLE I ST JOE PURCHASED SERV	0.00	0.00	225.00	0.00	-225.00
10E530	3700	3190	00	500000	Title II St Joe Reg	6,000.00	0.00	0.00	0.00	6,000.00
10E530	3700	3190	00	530000	NonPublic School Purchase Serv	0.00	266.00	2,166.80	0.00	-2,166.80
10E570	3700	3190	00	570000	Title IV St Joe Pur Serv	1,400.00	0.00	1,000.00	0.00	400.00
10E100	3700	3320	00	100000	Title I St Joe MMM	0.00	0.00	0.00	0.00	0.00
10E150	3700	3320	00	150000	SESE Flow Thru Mileage	0.00	0.00	0.00	0.00	0.00
10E330	3700	3320	00	330000	Title II St Joe MMM	0.00	0.00	0.00	0.00	0.00
10E500	3700	3320	00	500000	Title I St Joe Trav	0.00	0.00	0.00	0.00	0.00
10E530	3700	3320	00	500000	Title II St Joe Trav	4,000.00	0.00	0.00	0.00	4,000.00
10E530	3700	3320	00	530000	Title II St Joe MMM/Reg fee	0.00	323.76	1,639.75	0.00	-1,639.75
10E570	3700	3320	00	570000	Title IV St Joe MMM	0.00	0.00	0.00	0.00	0.00
10E---	3700	3---	--	-----	17,400.00	589.76	10,085.55	0.00	0.00	7,314.45
10E100	3700	4100	00	100000	Title ST Joe	12,500.00	0.00	12,132.10	0.00	367.90
10E340	3700	4100	00	340000	ESSER St Joe Supplies	316.00	0.00	316.00	0.00	0.00
10E370	3700	4100	00	370000	Digital Equity - St Joe Supp	0.00	0.00	0.00	0.00	0.00
10E500	3700	4110	00	500000	Title I St Joe Supp	2,500.00	0.00	2,474.79	0.00	25.21
10E---	3700	4---	--	-----	15,316.00	0.00	14,922.89	0.00	0.00	393.11
10E---	37--	----	--	-----	63,496.00	5,260.85	39,842.03	0.00	0.00	23,653.97

Account Level				2021-22	March 2021-22	2021-22	2021-22	Encumbered	2021-22	
FDTLOC	FUNC	OBJ	SJ	Description	Budget	Monthly Activity	FYTD Activity	Batch Activity	Amount	Available Funds
10E370	3900	3190	00 000000	Digital Equity-Comm Serv	10,000.00	0.00	10,000.00	0.00	0.00	0.00
10E---	3900	3---	-- -----		10,000.00	0.00	10,000.00	0.00	0.00	0.00
10E---	39--	----	-- -----		10,000.00	0.00	10,000.00	0.00	0.00	0.00
10E150	4120	3190	00 150000	IDEA Flow thru SESE	600,000.00	66,503.17	479,460.70	0.00	0.00	120,539.30
10E150	4120	3190	01 150000	IDEA Flow Thru SESE PreSchool	40,000.00	4,031.58	29,146.80	0.00	0.00	10,853.20
10E---	4120	3---	-- -----		640,000.00	70,534.75	508,607.50	0.00	0.00	131,392.50
10E260	4120	6700	00 260000	Spl Ed Tuition to oth LEAS	0.00	0.00	0.00	0.00	0.00	0.00
10E---	4120	6---	-- -----		0.00	0.00	0.00	0.00	0.00	0.00
10E260	4120	8120	00 260000	Sp Ed Tuition Other Public	0.00	0.00	0.00	0.00	0.00	0.00
10E---	4120	8---	-- -----		0.00	0.00	0.00	0.00	0.00	0.00
10E345	4170	3190	00 345000	ARP McKin Ven Dual Credit Fees	0.00	0.00	0.00	0.00	0.00	0.00
10E---	4170	3---	-- -----		0.00	0.00	0.00	0.00	0.00	0.00
10E---	41--	----	-- -----		640,000.00	70,534.75	508,607.50	0.00	0.00	131,392.50
10E010	4210	6740	00 000000	Reg Ed Public Carbondale Tuiti	0.00	0.00	0.00	0.00	0.00	0.00
10E---	4210	6---	-- -----		0.00	0.00	0.00	0.00	0.00	0.00
10E150	4220	3190	00 150000	IDEA Part B flow thru SESE	0.00	0.00	0.00	0.00	0.00	0.00
10E150	4220	3190	01 150000	IDEA Pre School flow thru SESE	0.00	0.00	0.00	0.00	0.00	0.00
10E---	4220	3---	-- -----		0.00	0.00	0.00	0.00	0.00	0.00
10E010	4220	6700	00 000000	Sp Ed Public SESE Tutition	612,000.00	50,985.00	509,850.00	0.00	0.00	102,150.00
10E010	4220	6710	00 000000	Sp Ed Carbondale Tuition	0.00	0.00	0.00	0.00	0.00	0.00
10E010	4220	6720	00 000000	Sp Ed Cunningham Tuition/Reimb	0.00	0.00	0.00	0.00	0.00	0.00
10E010	4220	6740	00 000000	Carbondale HS Sp Ed	0.00	0.00	0.00	0.00	0.00	0.00
10E260	4220	6780	00 000000	MACON/PIATT ROE	0.00	0.00	0.00	0.00	0.00	0.00
10E010	4220	6820	00 000000	Reg Supt Of Schools Peoria	0.00	0.00	0.00	0.00	0.00	0.00
10E010	4220	6840	00 000000	Carmi-White County CUSD	2,000.00	0.00	0.00	0.00	0.00	2,000.00
10E---	4220	6---	-- -----		614,000.00	50,985.00	509,850.00	0.00	0.00	104,150.00
10E---	42--	----	-- -----		614,000.00	50,985.00	509,850.00	0.00	0.00	104,150.00
1-E---	----	----	-- -----		21,461,629.00	854,869.05	14,855,585.68	8,694.44	546,190.83	6,051,158.05
20E010	2530	3140	00 000000	Honeywell Perf Contract	0.00	0.00	0.00	0.00	0.00	0.00
20E010	2530	3190	00 000000	District Construct Purch Serv	0.00	0.00	0.00	0.00	0.00	0.00
20E---	2530	3---	-- -----		0.00	0.00	0.00	0.00	0.00	0.00
20E050	2530	5310	00 000000	ERHS Building Improvement	50,000.00	0.00	25,279.13	0.00	0.00	24,720.87
20E---	2530	5---	-- -----		50,000.00	0.00	25,279.13	0.00	0.00	24,720.87
20E010	2540	3190	00 000000	District Maint-Purch Serv/Phys	40,000.00	1,836.68	31,992.79	0.00	3.00	8,004.21
20E020	2540	3190	00 000000	RCES Maint Agreement	18,000.00	14,024.32	18,744.84	0.00	4.00	-748.84
20E030	2540	3190	00 000000	WRCS Purchase Services	0.00	0.00	0.00	0.00	0.00	0.00
20E040	2540	3190	00 000000	RCMS Maint agreement	11,000.00	986.91	6,784.90	0.00	4.00	4,211.10
20E050	2540	3190	00 000000	RCHS Purchase Services	20,000.00	6,300.03	15,995.45	0.00	3.00	4,001.55
20E220	2540	3190	00 220000	IEMA Security Gr Pur Serv	0.00	0.00	0.00	0.00	0.00	0.00
20E730	2540	3190	00 730000	JFF Track	0.00	0.00	0.00	0.00	0.00	0.00

FDTLOC	FUNC	OBJ	SJ	Account Level Description	2021-22 Budget	March 2021-22 Monthly Activity	2021-22 FYTD Activity	2021-22 Batch Activity	Encumbered Amount	2021-22 Available Funds	
20E050	2540	3200	00	000000	RCHS Athletic Fld Maintenance	5,500.00	0.00	5,407.24	0.00	92.76	
20E010	2540	3210	00	000000	District Terminx	0.00	0.00	0.00	0.00	0.00	
20E020	2540	3210	00	000000	RCES Termnx/Trash Serv	14,000.00	948.71	10,702.31	0.00	3,296.69	
20E030	2540	3210	00	000000	WRES Termnx/Trash Serv	0.00	0.00	0.00	0.00	0.00	
20E040	2540	3210	00	000000	RCMS Termnxs/Trash Serv	9,000.00	689.13	6,768.29	0.00	2,231.71	
20E050	2540	3210	00	000000	RCMS Termnx/Trash Serv	30,000.00	2,030.09	24,454.73	0.00	5,544.27	
20E010	2540	3230	00	000000	District Maint Rep/Maint	2,500.00	0.00	0.00	0.00	2,499.00	
20E020	2540	3230	00	000000	RCES Repair/Maint	4,000.00	0.00	0.00	0.00	3,992.00	
20E030	2540	3230	00	000000	WRES Rep/Maint	0.00	0.00	0.00	0.00	0.00	
20E040	2540	3230	00	000000	RCMS Custodial Rep/Maint	2,000.00	7,392.54	7,392.54	0.00	-5,401.54	
20E050	2540	3230	00	000000	RCMS Custodial Rep/Maint	4,000.00	0.00	0.00	0.00	3,991.00	
20E010	2540	3250	00	000000	District Maint Rental	1,000.00	0.00	250.00	0.00	750.00	
20E010	2540	3260	00	000000	District Wide UPS/Postage	50.00	0.00	0.00	0.00	49.00	
20E010	2540	3320	00	000000	District Maint Travel	500.00	0.00	42.56	0.00	457.44	
20E020	2540	3700	00	000000	RCES Water/Sewer	11,500.00	1,161.16	9,512.50	0.00	1,987.50	
20E030	2540	3700	00	000000	WRES Water/Sewer	0.00	0.00	0.00	0.00	0.00	
20E040	2540	3700	00	000000	RCMS Water/Sewer	7,500.00	501.79	5,609.63	0.00	1,890.37	
20E050	2540	3700	00	000000	RCMS Water/Sewer	20,000.00	849.57	11,143.88	0.00	8,856.12	
20E---	2540	3---	--	-----		200,550.00	36,720.93	154,801.66	0.00	44.00	45,704.34
20E010	2540	4100	00	000000	District Maint Supplies	7,500.00	192.46	2,437.66	69.67	22.00	4,970.67
20E020	2540	4100	00	000000	RCES Cust Supp	15,000.00	2,365.24	13,317.92	409.29	29.00	1,243.79
20E030	2540	4100	00	000000	WRES Cust Supp	0.00	0.00	0.00	0.00	0.00	0.00
20E040	2540	4100	00	000000	RCMS Custodial Supplies	15,000.00	2,433.52	10,481.73	431.83	30.00	4,056.44
20E050	2540	4100	00	000000	RCMS Custodial Supplies	30,000.00	11,248.82	36,204.10	1,025.89	533.24	-7,763.23
20E220	2540	4100	00	220000	IEMA Security Grant Supp	0.00	0.00	0.00	0.00	0.00	0.00
20E050	2540	4110	00	000000	RCMS Athletic Fld Supp	6,000.00	0.00	0.00	0.00	7.00	5,993.00
20E010	2540	4640	00	000000	District Maint Fuel	3,050.00	0.00	0.00	0.00	0.00	3,050.00
20E---	2540	4---	--	-----		76,550.00	16,240.04	62,441.41	1,936.68	621.24	11,550.67
20E010	2540	5500	00	000000	District Maint Equip	15,000.00	5,356.49	12,755.04	0.00	442.89	1,802.07
20E020	2540	5500	00	000000	RCES Cust Equipment	2,000.00	0.00	0.00	0.00	6.00	1,994.00
20E030	2540	5500	00	000000	WRES Bldg Equipment	0.00	0.00	0.00	0.00	0.00	0.00
20E040	2540	5500	00	000000	RCMS Custodial Equip	10,000.00	0.00	6,800.00	0.00	4.00	3,196.00
20E050	2540	5500	00	000000	RCMS Classrm Equip	10,000.00	0.00	0.00	1,584.60	4.00	8,411.40
20E220	2540	5500	00	220000	IEMA Security Grant Equip	0.00	0.00	0.00	0.00	0.00	0.00
20E---	2540	5---	--	-----		37,000.00	5,356.49	19,555.04	1,584.60	456.89	15,403.47
20E010	2540	6100	00	000000	Building Lease Agreement Princ	0.00	0.00	0.00	0.00	0.00	0.00
20E010	2540	6200	00	000000	Building Lease Agreement Int	0.00	0.00	0.00	0.00	0.00	0.00
20E---	2540	6---	--	-----		0.00	0.00	0.00	0.00	0.00	0.00
20E010	2541	1110	00	000000	District Maint Sal	75,000.00	-61,310.26	-12,312.47	0.00	0.00	87,312.47
20E---	2541	1---	--	-----		75,000.00	-61,310.26	-12,312.47	0.00	0.00	87,312.47

Account Level				2021-22	March 2021-22	2021-22	2021-22	Encumbered	2021-22	
FDTLOC	FUNC	OBJ	SJ	Description	Budget	Monthly Activity	FYTD Activity	Batch Activity	Amount	Available Funds
20E010	2541	2130	00	000000	0.00	0.00	0.00	0.00	0.00	0.00
20E010	2541	2200	00	000000	7,500.00	610.00	5,490.00	0.00	0.00	2,010.00
20E---	2541	2---	--	-----	7,500.00	610.00	5,490.00	0.00	0.00	2,010.00
20E010	2541	3190	00	000000	550.00	0.00	0.00	0.00	1.00	549.00
20E---	2541	3---	--	-----	550.00	0.00	0.00	0.00	1.00	549.00
20E010	2541	4650	00	000000	2,000.00	370.72	1,871.83	0.00	0.00	128.17
20E---	2541	4---	--	-----	2,000.00	370.72	1,871.83	0.00	0.00	128.17
20E010	2541	5520	00	000000	0.00	0.00	0.00	0.00	0.00	0.00
20E---	2541	5---	--	-----	0.00	0.00	0.00	0.00	0.00	0.00
20E010	2542	1110	00	000000	70,000.00	-14,086.62	34,082.80	0.00	0.00	35,917.20
20E---	2542	1---	--	-----	70,000.00	-14,086.62	34,082.80	0.00	0.00	35,917.20
20E010	2542	2200	00	000000	0.00	0.00	0.00	0.00	0.00	0.00
20E---	2542	2---	--	-----	0.00	0.00	0.00	0.00	0.00	0.00
20E010	2542	3190	00	000000	300,000.00	0.00	139,039.77	0.00	5.00	160,955.23
20E010	2542	3320	00	000000	600.00	0.00	132.25	0.00	0.00	467.75
20E---	2542	3---	--	-----	300,600.00	0.00	139,172.02	0.00	5.00	161,422.98
20E010	2542	4100	00	000000	175,000.00	16.70	18,982.61	0.00	115,933.12	40,084.27
20E---	2542	4---	--	-----	175,000.00	16.70	18,982.61	0.00	115,933.12	40,084.27
20E010	2542	5500	00	000000	16,000.00	1,507.65	1,507.65	0.00	2.00	14,490.35
20E010	2542	5510	00	000000	0.00	0.00	0.00	0.00	0.00	0.00
20E---	2542	5---	--	-----	16,000.00	1,507.65	1,507.65	0.00	2.00	14,490.35
20E---	25--	----	--	-----	1,010,750.00	-14,574.35	450,871.68	3,521.28	117,063.25	439,293.79
2-E---	----	----	--	-----	1,010,750.00	-14,574.35	450,871.68	3,521.28	117,063.25	439,293.79
30E010	5200	6200	00	000000	1,665,000.00	172,240.00	995,554.42	0.00	959,904.18	-290,458.60
30E010	5200	6250	00	000000	2,000.00	0.00	1,500.00	0.00	584.00	-84.00
30E---	5200	6---	--	-----	1,667,000.00	172,240.00	997,054.42	0.00	960,488.18	-290,542.60
30E---	52--	----	--	-----	1,667,000.00	172,240.00	997,054.42	0.00	960,488.18	-290,542.60
30E010	5300	6100	00	000000	1,090,000.00	0.00	1,089,999.96	0.00	85,000.00	-84,999.96
30E---	5300	6---	--	-----	1,090,000.00	0.00	1,089,999.96	0.00	85,000.00	-84,999.96
30E---	53--	----	--	-----	1,090,000.00	0.00	1,089,999.96	0.00	85,000.00	-84,999.96
3-E---	----	----	--	-----	2,757,000.00	172,240.00	2,087,054.38	0.00	1,045,488.18	-375,542.56
40E080	2550	1100	00	000000	0.00	0.00	0.00	0.00	0.00	0.00
40E080	2550	1110	00	000000	70,000.00	4,452.20	54,958.21	0.00	0.00	15,041.79
40E080	2550	1110	61	000000	375,000.00	31,311.38	251,433.45	0.00	0.00	123,566.55
40E080	2550	1110	70	000000	115,000.00	9,327.65	82,993.35	0.00	0.00	32,006.65
40E610	2550	1110	00	610000	0.00	0.00	0.00	0.00	0.00	0.00
40E620	2550	1110	00	620000	60,000.00	6,017.41	40,722.82	0.00	0.00	19,277.18
40E080	2550	1200	00	000000	0.00	0.00	0.00	0.00	0.00	0.00
40E080	2550	1200	61	000000	0.00	0.00	28.13	0.00	0.00	-28.13
40E620	2550	1200	00	620000	0.00	0.00	0.00	0.00	0.00	0.00

FDTLOC	FUNC	OBJ	SJ	Account Level Description	2021-22 Budget	March 2021-22 Monthly Activity	2021-22 FYTD Activity	2021-22 Batch Activity	Encumbered Amount	2021-22 Available Funds
40E080	2550	1210	00	000000	Trans Sub Drivers Sal	350.00	0.00	240.00	0.00	110.00
40E080	2550	1210	61	000000	Reg Rte Sub Bus Driver Sal	20,000.00	906.50	11,121.38	0.00	8,878.62
40E620	2550	1210	00	620000	Trans Sub Spec Ed Aide Sal	5,400.00	133.25	4,851.45	0.00	548.55
40E080	2550	1310	00	000000	Trans Trip Drvr Sal	45,000.00	2,657.20	22,603.94	0.00	22,396.06
40E---	2550	1---	--	-----		690,750.00	54,805.59	468,952.73	0.00	221,797.27
40E080	2550	2110	00	000000	Trans TRS	0.00	0.00	0.00	0.00	0.00
40E080	2550	2130	00	000000		0.00	0.00	0.00	0.00	0.00
40E080	2550	2130	61	000000		0.00	0.00	0.00	0.00	0.00
40E080	2550	2130	70	000000		0.00	0.00	0.00	0.00	0.00
40E620	2550	2130	00	620000		0.00	0.00	0.00	0.00	0.00
40E080	2550	2200	00	000000	Trans Dir Ins Benefit	12.00	611.00	4,279.00	0.00	-4,267.00
40E080	2550	2200	61	000000	Trans Drivers Ins Ben	80,000.00	6,689.18	54,308.18	0.00	25,691.82
40E080	2550	2200	70	000000	Trans Sec/Supvr Ins Ben	7,815.00	611.00	5,359.00	0.00	2,456.00
40E620	2550	2200	00	620000	Trans Spec Ed Ins Ben	7,000.00	725.36	5,075.51	0.00	1,924.49
40E---	2550	2---	--	-----		94,827.00	8,636.54	69,021.69	0.00	25,805.31
40E080	2550	3140	00	000000	Trans Micro Renewal	0.00	0.00	0.00	0.00	0.00
40E080	2550	3190	00	000000	Trans Physicals/LicenseRenewal	7,500.00	1,135.46	8,109.05	536.71	-1,145.76
40E620	2550	3190	00	620000	Sp Ed Trans Contract Fee	12,000.00	1,345.13	11,152.55	1.00	846.45
40E080	2550	3210	00	000000	Trans Trash P/U	1,500.00	123.97	1,166.71	0.00	333.29
40E080	2550	3220	00	000000	Trans Towel Service	0.00	0.00	0.00	0.00	0.00
40E080	2550	3230	00	000000	Trans Repair/Maint	41,000.00	121.06	19,327.02	8,339.92	13,333.06
40E080	2550	3240	00	000000	Trans Copier Rep/Maint	0.00	0.00	0.00	0.00	0.00
40E080	2550	3250	00	000000	Trans Rental	0.00	0.00	0.00	0.00	0.00
40E080	2550	3260	00	000000	Trans Postage	100.00	0.00	0.00	1.00	99.00
40E080	2550	3270	00	000000	Trans Charter Bus Service	750.00	725.00	725.00	0.00	25.00
40E080	2550	3310	00	000000	Trans Pupil/Other LEA's	0.00	0.00	0.00	0.00	0.00
40E080	2550	3320	00	000000	Trans Travel	0.00	0.00	0.00	0.00	0.00
40E080	2550	3390	00	000000	Trans Drug/Fngrprnt Fee	4,700.00	230.00	3,959.02	1,110.98	-370.00
40E080	2550	3600	00	000000	Trans Printing	3,000.00	0.00	228.95	271.05	2,500.00
40E080	2550	3900	00	000000	Trans Bus Inspection Fee	6,000.00	0.00	4,281.97	1,218.03	500.00
40E---	2550	3---	--	-----		76,550.00	3,680.62	48,950.27	11,478.69	16,121.04
40E080	2550	4100	00	000000	Trans Supplies	125,000.00	3,549.23	42,143.59	42,587.00	40,269.41
40E080	2550	4240	00	000000	Trans. Copier Paper & Toner	250.00	0.00	0.00	0.00	250.00
40E080	2550	4620	00	000000	Trans Oil	6,500.00	0.00	2,565.98	0.00	3,934.02
40E080	2550	4640	00	000000	Trans Fuel	150,000.00	17,042.71	103,741.89	46,341.94	-83.83
40E080	2550	4700	00	000000	Trans Software	5,200.00	0.00	0.00	5,000.00	200.00
40E---	2550	4---	--	-----		286,950.00	20,591.94	148,451.46	93,928.94	44,569.60
40E080	2550	5500	00	000000	Trans Equipment	6,500.00	0.00	0.00	0.00	6,500.00
40E080	2550	5510	00	000000	Trans Other Vehicle Purchase	0.00	0.00	0.00	0.00	0.00
40E080	2550	5520	00	000000	Trans Vehicle Purchase	274,957.00	0.00	274,957.00	0.00	0.00

Account Level				2021-22	March 2021-22	2021-22	2021-22	Encumbered	2021-22	
FDTLOC	FUNC	OBJ	SJ	Description	Budget	Monthly Activity	FYTD Activity	Batch Activity	Amount	Available Funds
40E080	2550	5530	00 000000	Trans Radio	0.00	0.00	0.00	0.00	0.00	0.00
40E---	2550	5---	-- -----		281,457.00	0.00	274,957.00	0.00	0.00	6,500.00
40E---	25--	----	-- -----		1,430,534.00	87,714.69	1,010,333.15	0.00	105,407.63	314,793.22
40E620	4120	3310	00 620000	Trans Sp Ed Out of Dist	0.00	0.00	0.00	0.00	0.00	0.00
40E---	4120	3---	-- -----		0.00	0.00	0.00	0.00	0.00	0.00
40E---	41--	----	-- -----		0.00	0.00	0.00	0.00	0.00	0.00
40E080	5370	6200	00 000000	Bus Lease Agreement	0.00	0.00	0.00	0.00	0.00	0.00
40E---	5370	6---	-- -----		0.00	0.00	0.00	0.00	0.00	0.00
40E---	53--	----	-- -----		0.00	0.00	0.00	0.00	0.00	0.00
4-E---	----	----	-- -----		1,430,534.00	87,714.69	1,010,333.15	0.00	105,407.63	314,793.22
50E030	1100	2120	00 000000	Fuel Up 60 IMRF	0.00	0.00	0.00	0.00	0.00	0.00
50E070	1100	2120	00 000000	21st Century IMRF	3,000.00	309.25	2,381.54	0.00	0.00	618.46
50E340	1100	2120	00 340000		0.00	0.00	3.50	0.00	0.00	-3.50
50E343	1100	2120	00 000000		0.00	0.00	0.00	0.00	0.00	0.00
50E470	1100	2120	00 470000	21st Century IMRF	500.00	0.00	381.85	0.00	0.00	118.15
50E030	1100	2130	00 000000	Fuel Up 60 FICA	0.00	0.00	0.00	0.00	0.00	0.00
50E060	1100	2130	00 000000	Fine Arts FICA	0.00	0.00	0.00	0.00	0.00	0.00
50E070	1100	2130	00 000000	21st Century FICA	2,000.00	300.63	2,099.28	0.00	0.00	-99.28
50E340	1100	2130	00 340000		0.00	0.00	1.86	0.00	0.00	-1.86
50E343	1100	2130	00 000000		0.00	0.00	0.00	0.00	0.00	0.00
50E470	1100	2130	00 470000	21st Century FICA	500.00	0.00	392.44	0.00	0.00	107.56
50E030	1100	2140	00 000000	Fuel Up 60 Med	0.00	0.00	0.00	0.00	0.00	0.00
50E060	1100	2140	00 000000	Fine Arts Medicare	0.00	0.00	0.00	0.00	0.00	0.00
50E070	1100	2140	00 000000	21st Century Med	2,000.00	298.01	2,083.73	0.00	0.00	-83.73
50E190	1100	2140	00 190000	Title VI Rural Ed Med	0.00	0.00	0.00	0.00	0.00	0.00
50E340	1100	2140	00 000000		0.00	0.00	0.00	0.00	0.00	0.00
50E340	1100	2140	00 340000	ESSER Instructions Medicare	0.00	0.80	41.03	0.00	0.00	-41.03
50E343	1100	2140	00 000000		0.00	0.00	0.00	0.00	0.00	0.00
50E470	1100	2140	00 470000	21st Century Med	600.00	0.00	384.17	0.00	0.00	215.83
50E---	1100	2---	-- -----		8,600.00	908.69	7,769.40	0.00	0.00	830.60
50E020	1110	2120	00 000000	RCES IMRF	10,000.00	787.92	6,654.21	0.00	0.00	3,345.79
50E020	1110	2130	00 000000	RCES FICA	8,000.00	569.73	5,393.18	0.00	0.00	2,606.82
50E030	1110	2130	00 000000	WRES FICA	0.00	0.00	0.87	0.00	0.00	-0.87
50E020	1110	2140	00 000000	RCES Medicare	35,000.00	2,862.51	26,166.20	0.00	0.00	8,833.80
50E030	1110	2140	00 000000	WRES Medicare	0.00	0.00	4.31	0.00	0.00	-4.31
50E160	1110	2140	00 160000	Ed Jobs Fund Med	0.00	0.00	0.00	0.00	0.00	0.00
50E---	1110	2---	-- -----		53,000.00	4,220.16	38,218.77	0.00	0.00	14,781.23
50E040	1120	2120	00 000000	RCMS IMRF	0.00	0.00	0.00	0.00	0.00	0.00
50E160	1120	2120	00 160000	Ed Jobs Fund IMRF	0.00	0.00	0.00	0.00	0.00	0.00
50E040	1120	2130	00 000000	RCMS FICA	0.00	0.00	0.00	0.00	0.00	0.00

Account Level				2021-22	March 2021-22	2021-22	2021-22	Encumbered	2021-22	
FDTLOC	FUNC	OBJ	SJ	Description	Budget	Monthly Activity	FYTD Activity	Batch Activity	Amount	Available Funds
50E160	1120	2130	00	160000	Ed Jobs Fund FICA	0.00	0.00	0.00	0.00	0.00
50E040	1120	2140	00	000000	RCMS Medicare	20,000.00	1,622.14	14,168.59	0.00	5,831.41
50E160	1120	2140	00	160000	Ed Jobs Fund Med	0.00	0.00	0.00	0.00	0.00
50E---	1120	2---	--	-----	20,000.00	1,622.14	14,168.59	0.00	0.00	5,831.41
50E110	1125	2120	00	110000	Pre K IMRF	3,200.00	0.00	3,159.68	0.00	40.32
50E210	1125	2120	00	210000	ROE Pre K IIMRF	0.00	0.00	0.00	0.00	0.00
50E510	1125	2120	00	510000	Pre K IMRF	9,000.00	940.24	5,866.23	0.00	3,133.77
50E110	1125	2130	00	110000	Pre K FICA	1,600.00	0.00	1,571.42	0.00	28.58
50E210	1125	2130	00	210000	ROE Pre K FICA	0.00	0.00	11.28	0.00	-11.28
50E510	1125	2130	00	510000	Pre K FICA	4,000.00	436.13	2,626.79	0.00	1,373.21
50E110	1125	2140	00	110000	Pre K Medicare	1,000.00	0.00	954.01	0.00	45.99
50E210	1125	2140	00	210000	ROE Pre K Medicare	0.00	0.00	2.64	0.00	-2.64
50E510	1125	2140	00	510000	Pre K Medicare	3,500.00	357.40	2,404.02	0.00	1,095.98
50E---	1125	2---	--	-----	22,300.00	1,733.77	16,596.07	0.00	0.00	5,703.93
50E050	1130	2120	00	000000	RCHS IMRF	1,500.00	0.00	1,088.70	0.00	411.30
50E050	1130	2130	00	000000	RCHS FICA	50.00	0.00	164.73	0.00	-114.73
50E050	1130	2140	00	000000	RCHS Medicare	22,000.00	1,908.57	16,491.64	0.00	5,508.36
50E160	1130	2140	00	160000	Ed Jobs Fund Med	0.00	0.00	0.00	0.00	0.00
50E---	1130	2---	--	-----	23,550.00	1,908.57	17,745.07	0.00	0.00	5,804.93
50E570	1140	2120	00	570000	Reading Improv IMRF Prior	0.00	0.00	0.00	0.00	0.00
50E570	1140	2130	00	570000	Reading Improv FICA Prior	0.00	0.00	0.00	0.00	0.00
50E---	1140	2---	--	-----	0.00	0.00	0.00	0.00	0.00	0.00
50E530	1170	2120	00	530000		1,500.00	0.00	1,459.38	0.00	40.62
50E530	1170	2130	00	530000	Title II FICA	1,500.00	0.00	1,054.61	0.00	445.39
50E330	1170	2140	00	330000	Title II Teach Qual MED	1,000.00	0.00	171.56	0.00	828.44
50E530	1170	2140	00	530000	Title II Med	1,200.00	143.01	739.78	0.00	460.22
50E---	1170	2---	--	-----	5,200.00	143.01	3,425.33	0.00	0.00	1,774.67
50E---	11--	----	--	-----	132,650.00	10,536.34	97,923.23	0.00	0.00	34,726.77
50E140	1203	2120	00	140000	EMH Aide/Asst IMRF	0.00	0.00	0.00	0.00	0.00
50E140	1203	2130	00	140000	EMH Aide/Asst FICA	0.00	0.00	0.00	0.00	0.00
50E140	1203	2140	00	140000	EMH Medicare	0.00	0.00	0.00	0.00	0.00
50E---	1203	2---	--	-----	0.00	0.00	0.00	0.00	0.00	0.00
50E140	1204	2120	00	140000	Prsnl Aide/Ast IMRF	18,000.00	1,463.23	13,347.57	0.00	4,652.43
50E140	1204	2130	00	140000	Prsnl Aide/Ast FICA	10,000.00	780.73	6,902.95	0.00	3,097.05
50E140	1204	2140	00	140000	Prsnl Aide/Ast Med	2,100.00	182.58	1,614.41	0.00	485.59
50E---	1204	2---	--	-----	30,100.00	2,426.54	21,864.93	0.00	0.00	8,235.07
50E140	1205	2120	00	140000	LD Aide/Asst IMRF	33.00	0.00	0.00	0.00	33.00
50E140	1205	2130	00	140000	LD Aide/Asst FICA	100.00	0.00	0.00	0.00	100.00
50E140	1205	2140	00	140000	LD Medicare	4,000.00	261.50	2,223.75	0.00	1,776.25
50E---	1205	2---	--	-----	4,133.00	261.50	2,223.75	0.00	0.00	1,909.25

Account Level				2021-22	March 2021-22	2021-22	2021-22	Encumbered	2021-22	
FDTLOC	FUNC	OBJ	SJ	Description	Budget	Monthly Activity	FYTD Activity	Batch Activity	Amount	Available Funds
50E280	1206	2120	00	280000	Visual Aide IMRF	0.00	0.00	0.00	0.00	0.00
50E280	1206	2130	00	280000	Visual Aide FICA	0.00	0.00	0.00	0.00	0.00
50E---	1206	2---	--	-----	0.00	0.00	0.00	0.00	0.00	0.00
50E280	1213	2130	00	280000	Homebound FICA	0.00	0.00	0.00	0.00	0.00
50E280	1213	2140	00	280000	Homebound Medicare	500.00	31.57	203.97	0.00	296.03
50E---	1213	2---	--	-----	500.00	31.57	203.97	0.00	0.00	296.03
50E140	1216	2120	00	140000	Autism IMRF	2,800.00	157.58	1,792.31	0.00	1,007.69
50E280	1216	2120	00	280000	Autism IMRF	4,000.00	338.94	3,051.49	0.00	948.51
50E140	1216	2130	00	140000	Autism FICA	1,600.00	83.88	1,002.06	0.00	597.94
50E280	1216	2130	00	280000	Autism FICA	2,500.00	189.48	1,722.01	0.00	777.99
50E140	1216	2140	00	140000	Autism Med	350.00	19.62	234.38	0.00	115.62
50E280	1216	2140	00	280000	Autism Med	800.00	44.31	402.72	0.00	397.28
50E---	1216	2---	--	-----	12,050.00	833.81	8,204.97	0.00	0.00	3,845.03
50E140	1220	2120	00	140000	EMH/LD Aide/Asst IMRF	37,000.00	1,347.12	32,499.92	0.00	4,500.08
50E140	1220	2130	00	140000	EMH/LD Aide/Asst FICA	7,200.00	693.64	5,052.72	0.00	2,147.28
50E140	1220	2140	00	140000	EMH/LD Medicare	10,500.00	897.59	7,522.88	0.00	2,977.12
50E---	1220	2---	--	-----	54,700.00	2,938.35	45,075.52	0.00	0.00	9,624.48
50E100	1250	2120	00	100000	Title I IMRF	81,000.00	0.00	80,723.51	0.00	276.49
50E500	1250	2120	00	500000	Title I IMRF Prior	24,500.00	3,009.87	15,324.04	0.00	9,175.96
50E100	1250	2130	00	100000	Title I FICA	6,300.00	0.00	6,271.50	0.00	28.50
50E500	1250	2130	00	500000	Title I FICA Prior	13,000.00	1,578.93	7,784.03	0.00	5,215.97
50E100	1250	2140	00	100000	Title I Medicare	2,000.00	0.00	1,653.91	0.00	346.09
50E500	1250	2140	00	500000	Title I Medicare Prior	4,500.00	527.84	2,914.62	0.00	1,585.38
50E---	1250	2---	--	-----	131,300.00	5,116.64	114,671.61	0.00	0.00	16,628.39
50E360	1275	2120	00	360000	Jump Start IMRF	250.00	0.00	203.32	0.00	46.68
50E360	1275	2130	00	360000	Jump Start FICA	125.00	0.00	107.92	0.00	17.08
50E360	1275	2140	00	360000	Jump Start Medicare	100.00	0.00	69.40	0.00	30.60
50E---	1275	2---	--	-----	475.00	0.00	380.64	0.00	0.00	94.36
50E---	12--	----	--	-----	233,258.00	11,608.41	192,625.39	0.00	0.00	40,632.61
50E050	1400	2120	00	000000	RCHS Voc TA IMRF	1,100.00	0.00	1,098.64	0.00	1.36
50E390	1400	2120	00	390000	Voc Tutor IMRF	0.00	0.00	0.00	0.00	0.00
50E050	1400	2130	00	000000	RCHS BT/Voc FICA	200.00	0.00	591.42	0.00	-391.42
50E390	1400	2130	00	390000	Voc Tutor FICA	0.00	0.00	0.00	0.00	0.00
50E050	1400	2140	00	000000	RCHS Voc Medicare	9,000.00	720.63	6,616.31	0.00	2,383.69
50E390	1400	2140	00	390000	Voc Tutor Med	100.00	4.94	23.31	0.00	76.69
50E480	1400	2140	00	480000	Ag 3 Circles Med	200.00	70.74	212.22	0.00	-12.22
50E490	1400	2140	00	490000	Ag Incent Med	0.00	0.00	0.00	0.00	0.00
50E---	1400	2---	--	-----	10,600.00	796.31	8,541.90	0.00	0.00	2,058.10
50E410	1459	2120	00	410000	JROTC Instructor IMRF	17,800.00	1,487.54	12,909.20	0.00	4,890.80
50E410	1459	2130	00	410000	JROTC Instructor FICA	8,500.00	830.40	6,961.80	0.00	1,538.20

Account Level				2021-22	March 2021-22	2021-22	2021-22	Encumbered	2021-22	
FDTLOC	FUNC	OBJ	SJ	Description	Budget	Monthly Activity	FYTD Activity	Batch Activity	Amount	Available Funds
50E410	1459	2140	00 410000	JROTC Instructor Med	2,200.00	194.19	1,627.99	0.00	0.00	572.01
50E---	1459	2---	--		28,500.00	2,512.13	21,498.99	0.00	0.00	7,001.01
50E---	14--	----	--		39,100.00	3,308.44	30,040.89	0.00	0.00	9,059.11
50E050	1500	2130	00 000000		0.00	0.00	0.00	0.00	0.00	0.00
50E050	1500	2140	00 000000	RCHS A D Medicare	85.00	5.76	53.64	0.00	0.00	31.36
50E---	1500	2---	--		85.00	5.76	53.64	0.00	0.00	31.36
50E050	1505	2140	00 000000	RCHS FBLA Spon Med	45.00	2.56	22.90	0.00	0.00	22.10
50E---	1505	2---	--		45.00	2.56	22.90	0.00	0.00	22.10
50E050	1509	2140	00 000000	RCHS Pep Club Med	0.00	0.00	0.00	0.00	0.00	0.00
50E---	1509	2---	--		0.00	0.00	0.00	0.00	0.00	0.00
50E050	1510	2120	00 000000	RCHS Cheerldr Spons IMRF	280.00	0.00	138.14	0.00	0.00	141.86
50E050	1510	2130	00 000000	RCHS Cheerldr Spons FICA	110.00	73.33	145.53	0.00	0.00	-35.53
50E050	1510	2140	00 000000	RCHS Cheerldr Spons Medi	140.00	43.10	85.94	0.00	0.00	54.06
50E---	1510	2---	--		530.00	116.43	369.61	0.00	0.00	160.39
50E050	1511	2130	00 000000	HS Golf FICA	25.00	0.00	24.80	0.00	0.00	0.20
50E050	1511	2140	00 000000	RCHS Golf Medicare	80.00	0.00	78.63	0.00	0.00	1.37
50E---	1511	2---	--		105.00	0.00	103.43	0.00	0.00	1.57
50E050	1512	2120	00 000000	RCHS X-Country IMRF	0.00	0.00	0.00	0.00	0.00	0.00
50E050	1512	2130	00 000000	RCHS X Country FICA	400.00	0.00	2.79	0.00	0.00	397.21
50E050	1512	2140	00 000000	RCHS X Country Medicare	90.00	0.00	97.76	0.00	0.00	-7.76
50E---	1512	2---	--		490.00	0.00	100.55	0.00	0.00	389.45
50E050	1513	2120	00 000000	RCHS Dance IMRF	0.00	0.00	0.00	0.00	0.00	0.00
50E050	1513	2130	00 000000	RCHS Dance Team FICA	0.00	0.00	0.00	0.00	0.00	0.00
50E050	1513	2140	00 000000	RCHS Dance Med	0.00	0.00	0.00	0.00	0.00	0.00
50E---	1513	2---	--		0.00	0.00	0.00	0.00	0.00	0.00
50E050	1520	2130	00 000000	RCHS Girls Tennis FICA	252.00	0.00	244.43	0.00	0.00	7.57
50E050	1520	2140	00 000000	RCHS Girls Tennis Medicare	75.00	0.00	57.16	0.00	0.00	17.84
50E---	1520	2---	--		327.00	0.00	301.59	0.00	0.00	25.41
50E050	1521	2120	00 000000	RCHS Volleyball Wkrs IMRF	25.00	0.00	15.24	0.00	0.00	9.76
50E050	1521	2130	00 000000	RCHS Volleyball Wkrs FICA	210.00	0.00	206.13	0.00	0.00	3.87
50E050	1521	2140	00 000000	RCHS Volleyball Medi	125.00	0.00	126.82	0.00	0.00	-1.82
50E---	1521	2---	--		360.00	0.00	348.19	0.00	0.00	11.81
50E050	1522	2120	00 000000	RCHS Girls Basketball IMRF	45.00	12.98	53.15	0.00	0.00	-8.15
50E050	1522	2130	00 000000	RCHS Grls Basketball Wkr FICA	60.00	48.26	106.20	0.00	0.00	-46.20
50E050	1522	2140	00 000000	RCHS Grls Basketballl Cch Med	15.00	215.11	228.38	0.00	0.00	-213.38
50E---	1522	2---	--		120.00	276.35	387.73	0.00	0.00	-267.73
50E050	1523	2120	00 000000	RCHS Girls Track IMRF	0.00	0.00	0.00	0.00	0.00	0.00
50E050	1523	2130	00 000000	RCHS Girls Track FICA	100.00	0.00	4.46	0.00	0.00	95.54
50E050	1523	2140	00 000000	RCHS Girls Track Medicare	325.00	0.00	1.02	0.00	0.00	323.98
50E---	1523	2---	--		425.00	0.00	5.48	0.00	0.00	419.52

Account Level				2021-22	March 2021-22	2021-22	2021-22	Encumbered	2021-22	
FDTLOC	FUNC	OBJ	SJ	Description	Budget	Monthly Activity	FYTD Activity	Batch Activity	Amount	Available Funds
50E050	1524	2120	00 000000	RCHS Girls Softball IMRF	0.00	0.00	0.00	0.00	0.00	0.00
50E050	1524	2130	00 000000	RCHS Girls Softball FICA	0.00	0.00	51.62	0.00	0.00	-51.62
50E050	1524	2140	00 000000	RCHS Girls Softball Medicare	150.00	0.00	11.90	0.00	0.00	138.10
50E---	1524	2---	-- -----		150.00	0.00	63.52	0.00	0.00	86.48
50E050	1525	2120	00 000000		0.00	0.00	0.00	0.00	0.00	0.00
50E050	1525	2130	00 000000	RCHS Girls Soccer FICA	300.00	0.00	0.00	0.00	0.00	300.00
50E050	1525	2140	00 000000	RCHS Girls Soccer Med	80.00	0.00	0.00	0.00	0.00	80.00
50E---	1525	2---	-- -----		380.00	0.00	0.00	0.00	0.00	380.00
50E050	1530	2130	00 000000	RCHS Boys Tennis FICA	215.00	0.00	0.00	0.00	0.00	215.00
50E050	1530	2140	00 000000	RCHS Boys Tennis Cch Med	80.00	0.00	0.00	0.00	0.00	80.00
50E---	1530	2---	-- -----		295.00	0.00	0.00	0.00	0.00	295.00
50E050	1531	2120	00 000000	RCHS Football IMRF	30.00	0.00	8.41	0.00	0.00	21.59
50E050	1531	2130	00 000000	RCHS Football FICA	1,020.00	0.00	884.58	0.00	0.00	135.42
50E050	1531	2140	00 000000	RCHS Football Coach Medicare	415.00	0.00	435.68	0.00	0.00	-20.68
50E---	1531	2---	-- -----		1,465.00	0.00	1,328.67	0.00	0.00	136.33
50E050	1532	2120	00 000000	RCHS Boys Basketball IMRF	110.00	30.43	136.67	0.00	0.00	-26.67
50E050	1532	2130	00 000000	RCHS Boys Basketball FICA	100.00	553.55	633.72	0.00	0.00	-533.72
50E050	1532	2140	00 000000	RCHS Boys Basketball Medicare	50.00	233.06	282.13	0.00	0.00	-232.13
50E---	1532	2---	-- -----		260.00	817.04	1,052.52	0.00	0.00	-792.52
50E050	1533	2120	00 000000	RCHS Boys Track IMRF	50.00	0.00	27.33	0.00	0.00	22.67
50E050	1533	2130	00 000000	RCHS Boys Track FICA	223.00	0.00	14.51	0.00	0.00	208.49
50E050	1533	2140	00 000000	RCHS Boys Track Medicare	75.00	0.00	10.46	0.00	0.00	64.54
50E---	1533	2---	-- -----		348.00	0.00	52.30	0.00	0.00	295.70
50E050	1534	2120	00 000000	RCHS Boys Baseball IMRF	0.00	5.99	5.99	0.00	0.00	-5.99
50E050	1534	2130	00 000000	RCHS Boys Baseball FICA	75.00	2.93	2.93	0.00	0.00	72.07
50E050	1534	2140	00 000000	RCHS Boys Baseball Med	165.00	0.69	0.69	0.00	0.00	164.31
50E---	1534	2---	-- -----		240.00	9.61	9.61	0.00	0.00	230.39
50E050	1536	2130	00 000000	RCHS Soccer Coach FICA	500.00	0.00	549.96	0.00	0.00	-49.96
50E050	1536	2140	00 000000	RCHS Soccer Coach Med	330.00	0.00	128.62	0.00	0.00	201.38
50E---	1536	2---	-- -----		830.00	0.00	678.58	0.00	0.00	151.42
50E040	1540	2130	00 000000	RCMS AD FICA	0.00	0.00	0.00	0.00	0.00	0.00
50E040	1540	2140	00 000000	RCMS AD Med	75.00	4.92	37.09	0.00	0.00	37.91
50E---	1540	2---	-- -----		75.00	4.92	37.09	0.00	0.00	37.91
50E040	1550	2130	00 000000	RCMS Chrlldr Spons FICA	220.00	244.43	244.43	0.00	0.00	-24.43
50E040	1550	2140	00 000000	RCMS Cheerleader Medicare	70.00	57.16	57.16	0.00	0.00	12.84
50E---	1550	2---	-- -----		290.00	301.59	301.59	0.00	0.00	-11.59
50E040	1551	2120	00 000000	RCMS X-Country IMRF	0.00	0.00	0.00	0.00	0.00	0.00
50E040	1551	2130	00 000000	RCMS X-Country FICA	15.00	0.00	12.83	0.00	0.00	2.17
50E040	1551	2140	00 000000	RCMS X-Country Medicare	55.00	0.00	53.46	0.00	0.00	1.54
50E---	1551	2---	-- -----		70.00	0.00	66.29	0.00	0.00	3.71

Account Level				2021-22	March 2021-22	2021-22	2021-22	Encumbered	2021-22	
FDTLOC	FUNC	OBJ	SJ	Description	Budget	Monthly Activity	FYTD Activity	Batch Activity	Amount	Available Funds
50E040	1560	2120	00 000000	RCMS Girls Basketball IMRF	5.00	0.00	4.49	0.00	0.00	0.51
50E040	1560	2130	00 000000	RCMS Girls Basketball FICA	215.00	0.00	212.47	0.00	0.00	2.53
50E040	1560	2140	00 000000	RCMS Girls Basketball Medicare	110.00	0.00	105.12	0.00	0.00	4.88
50E---	1560	2---	-- -----		330.00	0.00	322.08	0.00	0.00	7.92
50E040	1561	2120	00 000000	RCMS Volleyball Workers IMRF	0.00	4.49	4.49	0.00	0.00	-4.49
50E040	1561	2130	00 000000	RCMS Volleyball Workers FICA	0.00	16.37	16.37	0.00	0.00	-16.37
50E040	1561	2140	00 000000	RCMS Volleyball Medicare	555.00	3.35	16.35	0.00	0.00	538.65
50E---	1561	2---	-- -----		555.00	24.21	37.21	0.00	0.00	517.79
50E040	1562	2120	00 000000	RCMS Girls Track IMRF	0.00	0.00	0.00	0.00	0.00	0.00
50E040	1562	2130	00 000000	RCMS Girls Track FICA	0.00	0.00	0.00	0.00	0.00	0.00
50E040	1562	2140	00 000000	RCMS Girls Track Med	760.00	0.00	0.00	0.00	0.00	760.00
50E---	1562	2---	-- -----		760.00	0.00	0.00	0.00	0.00	760.00
50E040	1570	2120	00 000000	RCMS Boys Basketball IMRF	0.00	393.49	405.97	0.00	0.00	-405.97
50E040	1570	2130	00 000000	RCMS Boys Basketball FICA	50.00	437.81	464.03	0.00	0.00	-414.03
50E040	1570	2140	00 000000	RCMS Boys Basketball Medicare	20.00	106.09	117.67	0.00	0.00	-97.67
50E---	1570	2---	-- -----		70.00	937.39	987.67	0.00	0.00	-917.67
50E040	1571	2120	00 000000	RCMS Boys Track IMRF	0.00	0.00	0.00	0.00	0.00	0.00
50E040	1571	2130	00 000000	RCMS Boys Track FICA	275.00	0.00	2.79	0.00	0.00	272.21
50E040	1571	2140	00 000000	RCMS Boys Track Medicare	115.00	0.00	1.28	0.00	0.00	113.72
50E---	1571	2---	-- -----		390.00	0.00	4.07	0.00	0.00	385.93
50E050	1572	2120	00 000000	RCHS Wrestling IMRF	20.00	0.00	16.47	0.00	0.00	3.53
50E050	1572	2130	00 000000	RCHS Wrestling Workers FICA	15.00	403.31	413.97	0.00	0.00	-398.97
50E050	1572	2140	00 000000	RCHS Wrestling Medicare	10.00	94.32	97.81	0.00	0.00	-87.81
50E---	1572	2---	-- -----		45.00	497.63	528.25	0.00	0.00	-483.25
50E040	1575	2140	00 000000	RCMS Yearbook Sponsor Med	55.00	3.29	29.39	0.00	0.00	25.61
50E---	1575	2---	-- -----		55.00	3.29	29.39	0.00	0.00	25.61
50E040	1576	2140	00 000000	RCMS Student Council Med	50.00	1.47	12.33	0.00	0.00	37.67
50E---	1576	2---	-- -----		50.00	1.47	12.33	0.00	0.00	37.67
50E050	1580	2130	00 000000	RCHS Scholar Bowl FICA	0.00	6.14	6.14	0.00	0.00	-6.14
50E050	1580	2140	00 000000	RCHS Scholastic Bowl Med	60.00	62.33	62.33	0.00	0.00	-2.33
50E---	1580	2---	-- -----		60.00	68.47	68.47	0.00	0.00	-8.47
50E050	1582	2130	00 000000	HS Musical FICA	135.00	0.00	133.46	0.00	0.00	1.54
50E050	1582	2140	00 000000	RCHS Musical Spons Med	200.00	0.00	198.19	0.00	0.00	1.81
50E---	1582	2---	-- -----		335.00	0.00	331.65	0.00	0.00	3.35
50E050	1583	2130	00 000000	RCHS Marching Band Dir FICA	10.00	0.00	3.72	0.00	0.00	6.28
50E050	1583	2140	00 000000	RCHS Marching Band Dir Med	275.00	9.82	144.15	0.00	0.00	130.85
50E---	1583	2---	-- -----		285.00	9.82	147.87	0.00	0.00	137.13
50E050	1584	2140	00 000000	RCHS Chorus Sponsor Med	50.00	0.00	0.00	0.00	0.00	50.00
50E---	1584	2---	-- -----		50.00	0.00	0.00	0.00	0.00	50.00
50E050	1585	2140	00 000000	RCHS Jr Class Sponsor Med	100.00	5.71	49.85	0.00	0.00	50.15

Account Level				2021-22	March 2021-22	2021-22	2021-22	Encumbered	2021-22	
FDTLOC	FUNC	OBJ	SJ	Description	Budget	Monthly Activity	FYTD Activity	Batch Activity	Amount	Available Funds
50E---	1585	2---	--	-----	100.00	5.71	49.85	0.00	0.00	50.15
50E050	1586	2140	00	000000	45.00	2.98	25.99	0.00	0.00	19.01
50E---	1586	2---	--	-----	45.00	2.98	25.99	0.00	0.00	19.01
50E050	1588	2120	00	000000	25.00	0.00	0.00	0.00	0.00	25.00
50E050	1588	2130	00	000000	50.00	0.00	0.00	0.00	0.00	50.00
50E050	1588	2140	00	000000	90.00	0.00	0.44	0.00	0.00	89.56
50E---	1588	2---	--	-----	165.00	0.00	0.44	0.00	0.00	164.56
50E050	1589	2140	00	000000	65.00	4.32	37.96	0.00	0.00	27.04
50E---	1589	2---	--	-----	65.00	4.32	37.96	0.00	0.00	27.04
50E050	1590	2120	00	000000	650.00	52.30	487.65	0.00	0.00	162.35
50E050	1590	2130	00	000000	350.00	29.18	262.06	0.00	0.00	87.94
50E050	1590	2140	00	000000	90.00	6.84	61.40	0.00	0.00	28.60
50E---	1590	2---	--	-----	1,090.00	88.32	811.11	0.00	0.00	278.89
50E040	1591	2140	00	000000	55.00	4.25	38.20	0.00	0.00	16.80
50E---	1591	2---	--	-----	55.00	4.25	38.20	0.00	0.00	16.80
50E040	1593	2140	00	000000	115.00	0.00	0.00	0.00	0.00	115.00
50E---	1593	2---	--	-----	115.00	0.00	0.00	0.00	0.00	115.00
50E040	1594	2140	00	000000	25.00	0.00	0.00	0.00	0.00	25.00
50E---	1594	2---	--	-----	25.00	0.00	0.00	0.00	0.00	25.00
50E040	1598	2120	00	000000	0.00	0.00	0.00	0.00	0.00	0.00
50E040	1598	2130	00	000000	0.00	3.91	3.91	0.00	0.00	-3.91
50E040	1598	2140	00	000000	50.00	0.86	0.86	0.00	0.00	49.14
50E---	1598	2---	--	-----	50.00	4.77	4.77	0.00	0.00	45.23
50E040	1599	2140	00	000000	20.00	0.00	0.00	0.00	0.00	20.00
50E---	1599	2---	--	-----	20.00	0.00	0.00	0.00	0.00	20.00
50E---	15--	----	--	-----	11,605.00	3,186.89	8,720.60	0.00	0.00	2,884.40
50E050	1700	2120	00	000000	0.00	0.00	0.00	0.00	0.00	0.00
50E050	1700	2130	00	000000	0.00	0.00	0.00	0.00	0.00	0.00
50E050	1700	2140	00	000000	2,000.00	94.70	716.38	0.00	0.00	1,283.62
50E---	1700	2---	--	-----	2,000.00	94.70	716.38	0.00	0.00	1,283.62
50E---	17--	----	--	-----	2,000.00	94.70	716.38	0.00	0.00	1,283.62
50E010	1800	2140	00	000000	0.00	0.00	0.00	0.00	0.00	0.00
50E---	1800	2---	--	-----	0.00	0.00	0.00	0.00	0.00	0.00
50E---	18--	----	--	-----	0.00	0.00	0.00	0.00	0.00	0.00
50E550	1900	2120	00	550000	2,500.00	235.67	1,699.66	0.00	0.00	800.34
50E750	1900	2120	00	750000	450.00	0.00	454.52	0.00	0.00	-4.52
50E550	1900	2130	00	550000	1,500.00	128.58	922.40	0.00	0.00	577.60
50E750	1900	2130	00	750000	250.00	0.00	234.24	0.00	0.00	15.76
50E550	1900	2140	00	550000	750.00	30.06	215.70	0.00	0.00	534.30
50E750	1900	2140	00	750000	50.00	0.00	54.76	0.00	0.00	-4.76

Account Level				2021-22	March 2021-22	2021-22	2021-22	Encumbered	2021-22	
FDTLOC	FUNC	OBJ	SJ	Description	Budget	Monthly Activity	FYTD Activity	Batch Activity	Amount	Available Funds
50E---	1900	2---	--	-----	5,500.00	394.31	3,581.28	0.00	0.00	1,918.72
50E---	19--	----	--	-----	5,500.00	394.31	3,581.28	0.00	0.00	1,918.72
50E550	2110	2120	00	550000 TAEOP IMRF	1,300.00	230.59	461.17	0.00	0.00	838.83
50E750	2110	2120	00	750000 TAEOP IMRF	2,300.00	0.00	1,202.02	0.00	0.00	1,097.98
50E020	2110	2130	00	000000 RCES Social Workers FICA	0.00	0.00	0.00	0.00	0.00	0.00
50E550	2110	2130	00	550000 TAOEP FICA	1,000.00	128.92	257.84	0.00	0.00	742.16
50E750	2110	2130	00	750000 TAOEP FICA	1,200.00	0.00	644.60	0.00	0.00	555.40
50E010	2110	2140	00	000000 Social Worker Med	750.00	23.07	255.98	0.00	0.00	494.02
50E020	2110	2140	00	000000	0.00	0.00	0.00	0.00	0.00	0.00
50E550	2110	2140	00	550000 TAOEP	200.00	30.15	60.29	0.00	0.00	139.71
50E750	2110	2140	00	750000 TAOEP Social Worker Med	300.00	0.00	150.70	0.00	0.00	149.30
50E---	2110	2---	--	-----	7,050.00	412.73	3,032.60	0.00	0.00	4,017.40
50E020	2120	2120	00	000000 RCES Guid IMRF	300.00	0.00	0.00	0.00	0.00	300.00
50E050	2120	2120	00	000000 RCHS Guidance IMRF	5,500.00	461.46	3,842.99	0.00	0.00	1,657.01
50E070	2120	2120	00	000000 21st Century IMRF	0.00	0.00	0.00	0.00	0.00	0.00
50E020	2120	2130	00	000000 RCES Guid FICA	150.00	0.00	0.00	0.00	0.00	150.00
50E050	2120	2130	00	000000 RCHS Guidance FICA	2,500.00	201.74	1,653.98	0.00	0.00	846.02
50E070	2120	2130	00	000000 21st Century IMRF	10.00	0.00	0.00	0.00	0.00	10.00
50E020	2120	2140	00	000000 RCES Guid Med	1,750.00	127.82	1,146.77	0.00	0.00	603.23
50E040	2120	2140	00	000000 RCMS Guid Medicare	1,200.00	105.64	838.23	0.00	0.00	361.77
50E050	2120	2140	00	000000 RCHS Guidance Medicare	1,800.00	144.27	1,215.65	0.00	0.00	584.35
50E070	2120	2140	00	000000 21st Century Med	15.00	0.00	0.00	0.00	0.00	15.00
50E342	2120	2140	00	000000	0.00	0.00	0.00	0.00	0.00	0.00
50E470	2120	2140	00	470000 21st Century Med	0.00	0.00	0.00	0.00	0.00	0.00
50E---	2120	2---	--	-----	13,225.00	1,040.93	8,697.62	0.00	0.00	4,527.38
50E010	2130	2120	00	000000 District Nurse Aide IMRF	6,500.00	510.14	4,831.58	0.00	0.00	1,668.42
50E010	2130	2130	00	000000 District Nurse FICA	3,700.00	305.67	2,733.49	0.00	0.00	966.51
50E010	2130	2140	00	000000 District Nurse Medicare	2,400.00	198.37	1,774.48	0.00	0.00	625.52
50E---	2130	2---	--	-----	12,600.00	1,014.18	9,339.55	0.00	0.00	3,260.45
50E140	2140	2140	00	140000 Psychologist Med	0.00	0.00	0.00	0.00	0.00	0.00
50E---	2140	2---	--	-----	0.00	0.00	0.00	0.00	0.00	0.00
50E280	2150	2120	00	280000 District Speech IMRF	0.00	0.00	0.00	0.00	0.00	0.00
50E280	2150	2130	00	280000 District Speech FICA	0.00	0.00	0.00	0.00	0.00	0.00
50E150	2150	2140	00	150000 Speech Path Med	0.00	0.00	0.00	0.00	0.00	0.00
50E280	2150	2140	00	280000 District Speech Medicare	4,000.00	263.72	2,667.83	0.00	0.00	1,332.17
50E---	2150	2---	--	-----	4,000.00	263.72	2,667.83	0.00	0.00	1,332.17
50E020	2190	2120	00	000000 RCES Supervision Aide IMRF	40,000.00	465.24	33,534.61	0.00	0.00	6,465.39
50E020	2190	2130	00	000000 RCES Supervision Aide FICA	4,000.00	258.89	3,251.95	0.00	0.00	748.05
50E020	2190	2140	00	000000 RCES Supervision Aide Med	1,000.00	60.54	760.89	0.00	0.00	239.11
50E---	2190	2---	--	-----	45,000.00	784.67	37,547.45	0.00	0.00	7,452.55

Account Level				2021-22	March 2021-22	2021-22	2021-22	Encumbered	2021-22	
FDTLOC	FUNC	OBJ	SJ	Description	Budget	Monthly Activity	FYTD Activity	Batch Activity	Amount	Available Funds
50E---	21--	----	--	-----	81,875.00	3,516.23	61,285.05	0.00	0.00	20,589.95
50E070	2210	2120	00	000000	21st Century IMRF	50.00	0.00	0.00	0.00	50.00
50E100	2210	2120	00	100000	Title I IMRF	0.00	0.00	0.00	0.00	0.00
50E110	2210	2120	00	110000	PreK Improv Instr IMRF	0.00	0.00	51.25	0.00	-51.25
50E120	2210	2120	00	120000	Improv Instruc Laptop IMRF	0.00	0.00	0.00	0.00	0.00
50E180	2210	2120	01	180000	RTtT NC IMRF	0.00	0.00	0.00	0.00	0.00
50E330	2210	2120	00	330000	Title II IMRF	0.00	0.00	0.00	0.00	0.00
50E340	2210	2120	00	340000	ESSER Prof Development IMRF	100.00	0.00	166.01	0.00	-66.01
50E470	2210	2120	00	470000	21st Century IMRF	50.00	0.00	16.11	0.00	33.89
50E500	2210	2120	00	500000	Title I Improv Inst IMRF	0.00	0.00	0.00	0.00	0.00
50E510	2210	2120	00	510000	PreK Improv Inst IMRF	0.00	0.00	0.00	0.00	0.00
50E530	2210	2120	00	530000	Title II IMRF	0.00	0.00	0.00	0.00	0.00
50E070	2210	2130	00	000000	21st Century FICA	10.00	0.00	0.00	0.00	10.00
50E100	2210	2130	00	100000	Title I Improv Of Instru FICA	100.00	0.00	0.00	0.00	100.00
50E110	2210	2130	00	110000	Pre K Imp Inst FICA	100.00	0.00	27.20	0.00	72.80
50E120	2210	2130	00	120000	Improve Instruc Laptop FICA	0.00	0.00	0.00	0.00	0.00
50E170	2210	2130	00	170000	Title IV Imp Inst FICA	0.00	0.00	0.00	0.00	0.00
50E180	2210	2130	00	180000	RTT Improv Inst FICA	0.00	0.00	0.00	0.00	0.00
50E180	2210	2130	01	180000	RTTT FICA	0.00	0.00	0.00	0.00	0.00
50E330	2210	2130	00	330000	Title II FICA	100.00	0.00	0.00	0.00	100.00
50E340	2210	2130	00	340000	ESSER Prof Development FICA	100.00	0.00	99.20	0.00	0.80
50E470	2210	2130	00	470000	21st Century FICA	100.00	0.00	87.15	0.00	12.85
50E500	2210	2130	00	500000	Title I FICA/NC	0.00	0.00	0.00	0.00	0.00
50E510	2210	2130	00	510000	At Risk Fica/NC	0.00	0.00	0.00	0.00	0.00
50E530	2210	2130	00	530000	Title II FICA	0.00	0.00	0.00	0.00	0.00
50E810	2210	2130	00	810000	ROE Flow Thru FICA	0.00	0.00	0.00	0.00	0.00
50E010	2210	2140	00	000000	Improv of Instru Dist Med	0.00	0.00	0.00	0.00	0.00
50E060	2210	2140	00	000000	Fine Arts Grant Med	0.00	0.00	0.00	0.00	0.00
50E070	2210	2140	00	000000	21st Century Med	15.00	0.00	5.06	0.00	9.94
50E100	2210	2140	00	100000	Title I Improv Medicare	100.00	0.00	0.00	0.00	100.00
50E110	2210	2140	00	110000	PreK Improv Instr Med	100.00	0.00	6.36	0.00	93.64
50E120	2210	2140	00	120000	Improv Instruc Laptop Grant	0.00	0.00	0.00	0.00	0.00
50E170	2210	2140	00	170000	Title IV SUB MED	100.00	0.00	0.00	0.00	100.00
50E180	2210	2140	00	180000	RTT Improv Inst Med	0.00	0.00	0.00	0.00	0.00
50E180	2210	2140	01	180000	RTTT I Mentoring MED	0.00	0.00	0.00	0.00	0.00
50E270	2210	2140	00	270000	Title I S&A Impr Inst Med	0.00	0.00	0.00	0.00	0.00
50E330	2210	2140	00	330000	Title II Teach Medicare	100.00	0.00	0.00	0.00	100.00
50E340	2210	2140	00	340000	ESSER Prof Development Medicar	500.00	0.00	204.70	0.00	295.30
50E342	2210	2140	00	000000		500.00	59.74	418.09	0.00	81.91
50E470	2210	2140	00	470000	21st Century Med	50.00	0.00	46.62	0.00	3.38

Account Level				2021-22	March 2021-22	2021-22	2021-22	Encumbered	2021-22	
FDTLOC	FUNC	OBJ	SJ	Description	Budget	Monthly Activity	FYTD Activity	Batch Activity	Amount	Available Funds
50E480	2210	2140	00	480000	Ag 3 Circles Med	136.00	0.00	0.00	0.00	136.00
50E490	2210	2140	00	490000	Ag Grant Medicare	0.00	0.00	0.00	0.00	0.00
50E500	2210	2140	00	500000	Title I Med	0.00	0.00	4.79	0.00	-4.79
50E510	2210	2140	00	510000	At Risk Med	0.00	0.00	0.00	0.00	0.00
50E530	2210	2140	00	530000	Prior Yr Title II Med	26.00	0.00	0.00	0.00	26.00
50E570	2210	2140	00	570000	Title IV Improv Instruc Med	100.00	0.00	0.00	0.00	100.00
50E810	2210	2140	00	810000	Pat Burk Flow Thru MED	0.00	0.00	0.00	0.00	0.00
50E---	2210	2---	--	-----		2,437.00	59.74	1,132.54	0.00	1,304.46
50E020	2220	2120	00	000000	RCES IMC IMRF	0.00	0.00	0.00	0.00	0.00
50E040	2220	2120	00	000000	RCMS IMC IMRF	7,400.00	0.00	0.00	0.00	7,400.00
50E050	2220	2120	00	000000	RCHS IMC IMRF	4,800.00	0.00	358.98	0.00	4,441.02
50E020	2220	2130	00	000000	RCES IMC FICA	0.00	0.00	0.00	0.00	0.00
50E040	2220	2130	00	000000	RCMS IMC FICA	0.00	0.00	0.00	0.00	0.00
50E050	2220	2130	00	000000	RCHS IMC FICA	0.00	0.00	188.54	0.00	-188.54
50E020	2220	2140	00	000000	RCES IMC Medicare	1,000.00	85.75	785.53	0.00	214.47
50E040	2220	2140	00	000000	RCMS IMC Medicare	850.00	35.57	310.25	0.00	539.75
50E050	2220	2140	00	000000	RCHS IMC Medicare	1,000.00	0.00	192.62	0.00	807.38
50E---	2220	2---	--	-----		15,050.00	121.32	1,835.92	0.00	13,214.08
50E340	2230	2140	00	340000	ESSER MTSS Medicare	0.00	0.00	0.00	0.00	0.00
50E---	2230	2---	--	-----		0.00	0.00	0.00	0.00	0.00
50E---	22--	----	--	-----		17,487.00	181.06	2,968.46	0.00	14,518.54
50E010	2310	2120	00	000000	BOE Treasure/Sec IMRF	700.00	24.02	250.20	0.00	449.80
50E010	2310	2130	00	000000	BOE Treasure/Sec FICA	400.00	27.61	246.21	0.00	153.79
50E010	2310	2140	00	000000	BOE Treas/Sec Med	150.00	6.45	57.53	0.00	92.47
50E---	2310	2---	--	-----		1,250.00	58.08	553.94	0.00	696.06
50E010	2320	2120	00	000000	Supt Office IMRF	10,000.00	434.38	4,384.95	0.00	5,615.05
50E010	2320	2130	00	000000	Supt Office FICA	5,000.00	294.77	2,919.42	0.00	2,080.58
50E010	2320	2140	00	000000	Supt Office Medicare	4,000.00	250.24	2,313.40	0.00	1,686.60
50E---	2320	2---	--	-----		19,000.00	979.39	9,617.77	0.00	9,382.23
50E010	2330	2120	00	000000	Asst Supt Sec IMRF	70,000.00	0.00	68,602.66	0.00	1,397.34
50E070	2330	2120	00	000000	21st Century Sec IMRF	150.00	0.00	103.35	0.00	46.65
50E100	2330	2120	00	100000	Title I Admin IMRF	500.00	0.00	0.00	0.00	500.00
50E110	2330	2120	00	110000	PreK Administrative IMRF	1,000.00	0.00	730.60	0.00	269.40
50E470	2330	2120	00	470000	21st Century IMRF	900.00	0.00	118.84	0.00	781.16
50E500	2330	2120	00	500000	Title I IMRF	0.00	0.00	0.00	0.00	0.00
50E510	2330	2120	00	510000	PreK Admin IMRF Prior	0.00	101.84	205.26	0.00	-205.26
50E010	2330	2130	00	000000	Asst Supt Sec FICA	250.00	0.00	96.70	0.00	153.30
50E070	2330	2130	00	000000	21st Century FICA	100.00	0.00	54.86	0.00	45.14
50E100	2330	2130	00	100000	Title I Admin FICA	300.00	0.00	0.00	0.00	300.00
50E110	2330	2130	00	110000	PreK Administrative FICA	650.00	0.00	383.82	0.00	266.18

Account Level				2021-22	March 2021-22	2021-22	2021-22	Encumbered	2021-22	
FDTLOC	FUNC	OBJ	SJ	Description	Budget	Monthly Activity	FYTD Activity	Batch Activity	Amount	Available Funds
50E470	2330	2130	00	470000	21st Century FICA	600.00	0.00	63.10	0.00	536.90
50E500	2330	2130	00	500000	Title I FICA	0.00	0.00	0.00	0.00	0.00
50E510	2330	2130	00	510000	PreK Admin FICA Prior	0.00	56.94	114.70	0.00	-114.70
50E010	2330	2140	00	000000	Building & Grounds Dir Med	3,000.00	150.58	1,378.24	0.00	1,621.76
50E070	2330	2140	00	000000	21st Century Med	100.00	0.00	25.52	0.00	74.48
50E100	2330	2140	00	100000	Title I Adm Medicare	300.00	0.00	0.00	0.00	300.00
50E110	2330	2140	00	110000	PreK Adm Med	200.00	0.00	89.75	0.00	110.25
50E345	2330	2140	00	345000		0.00	0.00	0.00	0.00	0.00
50E470	2330	2140	00	470000	21st Century Med	200.00	0.00	38.04	0.00	161.96
50E500	2330	2140	00	500000	Title I Med	0.00	0.00	0.00	0.00	0.00
50E510	2330	2140	00	510000	PreK Admin Med	0.00	13.32	26.83	0.00	-26.83
50E---	2330	2---	--	-----		78,250.00	322.68	72,032.27	0.00	6,217.73
50E110	2331	2120	00	110000	PI Sec IMRF	0.00	0.00	771.99	0.00	-771.99
50E280	2331	2120	00	280000	Sp Ed Sec IMRF	35,000.00	236.62	34,143.54	0.00	856.46
50E510	2331	2120	00	510000	PI Adm Sec IMRF	500.00	101.84	205.26	0.00	294.74
50E110	2331	2130	00	110000	PI Sec FICA	0.00	0.00	404.43	0.00	-404.43
50E280	2331	2130	00	280000	Sp Ed Sec FICA	2,000.00	132.28	1,135.51	0.00	864.49
50E510	2331	2130	00	510000	PI Adm Fica	383.00	56.94	114.70	0.00	268.30
50E110	2331	2140	00	110000	PI Sec Med	200.00	0.00	94.60	0.00	105.40
50E280	2331	2140	00	280000	Sp Needs Dir Med	2,850.00	210.61	1,891.67	0.00	958.33
50E510	2331	2140	00	510000	Pre K Adm Sec Med	20.00	13.32	26.83	0.00	-6.83
50E---	2331	2---	--	-----		40,953.00	751.61	38,788.53	0.00	2,164.47
50E320	2333	2140	00	320000	Building Grounds Dir Med	0.00	0.00	0.00	0.00	0.00
50E---	2333	2---	--	-----		0.00	0.00	0.00	0.00	0.00
50E---	23--	----	--	-----		139,453.00	2,111.76	120,992.51	0.00	18,460.49
50E020	2410	2120	00	000000	RCES Principal IMRF	15,000.00	985.35	9,864.27	0.00	5,135.73
50E030	2410	2120	00	000000	WRES Prins IMRF	0.00	0.00	0.00	0.00	0.00
50E040	2410	2120	00	000000	RCMS Principal IMRF	67,000.00	432.83	37,854.03	0.00	29,145.97
50E050	2410	2120	00	000000	RCHS Principal IMRF	75,000.00	651.94	70,631.73	0.00	4,368.27
50E020	2410	2130	00	000000	RCES Principal FICA	8,000.00	544.57	5,303.25	0.00	2,696.75
50E030	2410	2130	00	000000	WRES Princ FICA	0.00	0.00	0.00	0.00	0.00
50E040	2410	2130	00	000000	RCMS Principal FICA	4,000.00	241.97	2,280.16	0.00	1,719.84
50E050	2410	2130	00	000000	RCHS Principal FICA	8,000.00	385.56	3,015.38	0.00	4,984.62
50E020	2410	2140	00	000000	RCES Principal Medicare	5,500.00	438.39	4,023.67	0.00	1,476.33
50E030	2410	2140	00	000000	WRES Princ MED	0.00	0.00	0.00	0.00	0.00
50E040	2410	2140	00	000000	RCMS Principal Medicare	4,000.00	237.10	2,149.59	0.00	1,850.41
50E050	2410	2140	00	000000	RCHS Principal Medicare	4,000.00	267.39	2,621.82	0.00	1,378.18
50E---	2410	2---	--	-----		190,500.00	4,185.10	137,743.90	0.00	52,756.10
50E010	2490	2140	00	000000	Program Suprvr Medicare	0.00	0.00	0.00	0.00	0.00
50E---	2490	2---	--	-----		0.00	0.00	0.00	0.00	0.00

Account Level				2021-22	March 2021-22	2021-22	2021-22	Encumbered	2021-22	
FDTLOC	FUNC	OBJ	SJ	Description	Budget	Monthly Activity	FYTD Activity	Batch Activity	Amount	Available Funds
50E---	24--	----	--	-----	190,500.00	4,185.10	137,743.90	0.00	0.00	52,756.10
50E010	2520	2120	00	000000	Fiscal Service IMRF	195,000.00	1,265.76	188,546.11	0.00	6,453.89
50E010	2520	2130	00	000000	Fiscal Services FICA	7,000.00	619.12	5,435.73	0.00	1,564.27
50E010	2520	2140	00	000000	Fiscal Serv Med	2,000.00	144.80	1,271.28	0.00	728.72
50E---	2520	2---	--	-----	204,000.00	2,029.68	195,253.12	0.00	0.00	8,746.88
50E020	2540	2120	00	000000	RCES Cust IMRF	105,000.00	1,621.13	97,162.52	0.00	7,837.48
50E030	2540	2120	00	000000	WRES Cust IMRF	0.00	0.00	0.00	0.00	0.00
50E040	2540	2120	00	000000	RCMS Custodial IMRF	17,000.00	1,368.65	12,892.29	0.00	4,107.71
50E050	2540	2120	00	000000	RCHS Custodial IMRF	90,000.00	1,170.29	81,737.39	0.00	8,262.61
50E020	2540	2130	00	000000	RCES Cust FICA	14,000.00	920.98	8,851.30	0.00	5,148.70
50E030	2540	2130	00	000000	WRES Cust FICA	0.00	0.00	0.00	0.00	0.00
50E040	2540	2130	00	000000	RCMS Custodial FICA	9,000.00	705.09	6,565.20	0.00	2,434.80
50E050	2540	2130	00	000000	RCHS Custodial FICA	12,000.00	900.45	9,443.50	0.00	2,556.50
50E020	2540	2140	00	000000	RCES Cust Med	3,000.00	215.41	2,070.10	0.00	929.90
50E030	2540	2140	00	000000	WRES Cust Med	0.00	0.00	0.00	0.00	0.00
50E040	2540	2140	00	000000	RCMS Custodial Med	2,000.00	164.91	1,535.41	0.00	464.59
50E050	2540	2140	00	000000	RCHS Custodial Med	3,000.00	210.59	2,208.66	0.00	791.34
50E---	2540	2---	--	-----	255,000.00	7,277.50	222,466.37	0.00	0.00	32,533.63
50E010	2541	2120	00	000000	District Maint IMRF	77,000.00	601.16	74,277.69	0.00	2,722.31
50E010	2541	2130	00	000000	District Maint FICA	10,000.00	326.60	3,290.76	0.00	6,709.24
50E010	2541	2140	00	000000	District Maint Med	2,250.00	76.38	769.62	0.00	1,480.38
50E---	2541	2---	--	-----	89,250.00	1,004.14	78,338.07	0.00	0.00	10,911.93
50E010	2542	2120	00	000000	District Summer Maint IMRF	3,500.00	64.21	2,594.28	0.00	905.72
50E010	2542	2130	00	000000	District Summer Maint FICA	5,000.00	54.54	2,998.37	0.00	2,001.63
50E010	2542	2140	00	000000	District Summer Maint Med	1,000.00	12.75	701.20	0.00	298.80
50E---	2542	2---	--	-----	9,500.00	131.50	6,293.85	0.00	0.00	3,206.15
50E070	2550	2120	00	000000	21st Century Trans IMRF	500.00	152.21	337.00	0.00	163.00
50E080	2550	2120	00	000000	Trans IMRF	14,000.00	887.98	9,426.41	0.00	4,573.59
50E080	2550	2120	61	000000	Trans Reg Driver IMRF	220,000.00	3,421.62	211,082.02	0.00	8,917.98
50E080	2550	2120	70	000000	TRans Sec IMRF	15,000.00	1,034.42	9,529.99	0.00	5,470.01
50E100	2550	2120	00	100000	Summer School IMRF	100.00	0.00	0.00	0.00	100.00
50E110	2550	2120	00	110000	PreK Trans IMRF	12,000.00	2.52	4,409.85	0.00	7,590.15
50E210	2550	2120	00	210000	ROE Pre K Trans IMRF	0.00	0.00	0.00	0.00	0.00
50E470	2550	2120	00	470000	21st Century IMRF	750.00	9.99	1,231.10	0.00	-481.10
50E500	2550	2120	00	500000	Title I Summer School IMRF	0.00	0.00	0.00	0.00	0.00
50E510	2550	2120	00	510000	Prek Trans IMRF	12.00	631.93	631.93	0.00	-619.93
50E610	2550	2120	00	610000	Trans Voc Ed IMRF	0.00	0.00	0.00	0.00	0.00
50E620	2550	2120	00	620000	Trans Spec Ed IMRF	9,500.00	667.34	4,686.05	0.00	4,813.95
50E070	2550	2130	00	000000	21st Century Trans FICA	300.00	83.17	184.77	0.00	115.23
50E080	2550	2130	00	000000	Trans FICA	3,500.00	488.10	5,118.79	0.00	-1,618.79

Account Level				2021-22	March 2021-22	2021-22	2021-22	Encumbered	2021-22	
FDTLOC	FUNC	OBJ	SJ	Description	Budget	Monthly Activity	FYTD Activity	Batch Activity	Amount	Available Funds
50E080	2550	2130	61 000000	TRANS Reg Driver FICA	25,000.00	1,904.59	15,416.94	0.00	0.00	9,583.06
50E080	2550	2130	70 000000	Trans Sec FICA	9,000.00	577.45	5,137.91	0.00	0.00	3,862.09
50E100	2550	2130	00 100000	Summer School FICA	50.00	0.00	0.00	0.00	0.00	50.00
50E110	2550	2130	00 110000	PreK Trans FICA	7,500.00	1.41	2,360.03	0.00	0.00	5,139.97
50E210	2550	2130	00 210000	ROE Pre K Trans FICA	0.00	0.00	0.00	0.00	0.00	0.00
50E470	2550	2130	00 470000	21st Century FICA	125.00	5.27	640.24	0.00	0.00	-515.24
50E500	2550	2130	00 500000	Title I Summer School FICA	0.00	0.00	0.00	0.00	0.00	0.00
50E510	2550	2130	00 510000	Prek Trans FICA	8.00	332.58	332.58	0.00	0.00	-324.58
50E610	2550	2130	00 610000	Trans Voc Ed FICA	0.00	0.00	0.00	0.00	0.00	0.00
50E620	2550	2130	00 620000	Trans Spec Ed FICA	4,000.00	358.03	2,695.79	0.00	0.00	1,304.21
50E070	2550	2140	00 000000	21st Century Trans Med	75.00	19.45	43.23	0.00	0.00	31.77
50E080	2550	2140	00 000000	Trans Medicare	800.00	114.16	1,197.09	0.00	0.00	-397.09
50E080	2550	2140	61 000000	Trans Reg Driv Med	5,000.00	445.45	3,605.51	0.00	0.00	1,394.49
50E080	2550	2140	70 000000	Trans Sec Med	3,000.00	135.04	1,201.53	0.00	0.00	1,798.47
50E100	2550	2140	00 100000	Summer School MED	100.00	0.00	0.00	0.00	0.00	100.00
50E110	2550	2140	00 110000	PreK Trans Med	1,000.00	0.33	551.97	0.00	0.00	448.03
50E470	2550	2140	00 470000	21st Century Trans Med	100.00	1.23	149.78	0.00	0.00	-49.78
50E500	2550	2140	00 500000	Title I Summer School Tran Med	0.00	0.00	0.00	0.00	0.00	0.00
50E510	2550	2140	00 510000	Prek Tran Med	2.00	77.76	77.76	0.00	0.00	-75.76
50E610	2550	2140	00 610000	Trans Voc Ed Med	0.00	0.00	0.00	0.00	0.00	0.00
50E620	2550	2140	00 620000	Trans Spec Ed Med	1,000.00	83.73	630.46	0.00	0.00	369.54
50E---	2550	2---	-- -----		332,422.00	11,435.76	280,678.73	0.00	0.00	51,743.27
50E510	2551	2130	00 510000	PreK Trans FICA	0.00	0.00	0.00	0.00	0.00	0.00
50E510	2551	2140	00 510000	Prek Trans Medicare	0.00	0.00	0.00	0.00	0.00	0.00
50E---	2551	2---	-- -----		0.00	0.00	0.00	0.00	0.00	0.00
50E070	2560	2120	00 000000	21st Century Food Serv IMRF	250.00	81.55	499.85	0.00	0.00	-249.85
50E420	2560	2120	00 420000	Food Service IMRF	150,000.00	3,175.72	137,421.53	0.00	0.00	12,578.47
50E460	2560	2120	00 460000	Summer Food Prog IMRF	0.00	0.00	0.00	0.00	0.00	0.00
50E470	2560	2120	00 470000	21st Century Food Serv IMRF	250.00	0.00	99.02	0.00	0.00	150.98
50E070	2560	2130	00 000000	21st Century Food Serv FICA	300.00	43.78	261.89	0.00	0.00	38.11
50E420	2560	2130	00 420000	Food Service FICA	19,000.00	1,737.95	15,669.04	0.00	0.00	3,330.96
50E440	2560	2130	00 440000	Healthier US FICA	0.00	0.00	0.00	0.00	0.00	0.00
50E460	2560	2130	00 460000	Summer Food Prog FICA	0.00	0.00	0.00	0.00	0.00	0.00
50E470	2560	2130	00 470000	21st Century Food Serv FICA	150.00	0.00	51.35	0.00	0.00	98.65
50E070	2560	2140	00 000000	21st Century Food Serv Med	50.00	10.24	61.28	0.00	0.00	-11.28
50E420	2560	2140	00 420000	Food Serv Med	5,000.00	406.49	3,664.76	0.00	0.00	1,335.24
50E440	2560	2140	00 440000	Healthier US Med	0.00	0.00	0.00	0.00	0.00	0.00
50E460	2560	2140	00 460000	Summer Food Prog Med	0.00	0.00	0.00	0.00	0.00	0.00
50E470	2560	2140	00 470000	21st Century Food Serv Med	50.00	0.00	12.01	0.00	0.00	37.99
50E---	2560	2---	-- -----		175,050.00	5,455.73	157,740.73	0.00	0.00	17,309.27

Account Level				2021-22	March 2021-22	2021-22	2021-22	Encumbered	2021-22	
FDTLOC	FUNC	OBJ	SJ	Description	Budget	Monthly Activity	FYTD Activity	Batch Activity	Amount	Available Funds
50E---	25--	----	--	-----	1,065,222.00	27,334.31	940,770.87	0.00	0.00	124,451.13
50E070	2620	2120	00	000000	125.00	66.54	66.54	0.00	0.00	58.46
50E470	2620	2120	00	470000	200.00	0.00	0.00	0.00	0.00	200.00
50E010	2620	2130	00	000000	0.00	0.00	0.00	0.00	0.00	0.00
50E070	2620	2130	00	000000	100.00	13.73	13.73	0.00	0.00	86.27
50E470	2620	2130	00	470000	100.00	0.00	0.00	0.00	0.00	100.00
50E010	2620	2140	00	000000	0.00	0.00	0.00	0.00	0.00	0.00
50E070	2620	2140	00	000000	100.00	3.21	19.06	0.00	0.00	80.94
50E470	2620	2140	00	470000	100.00	0.00	0.00	0.00	0.00	100.00
50E---	2620	2---	--	-----	725.00	83.48	99.33	0.00	0.00	625.67
50E010	2660	2120	00	000000	18,000.00	1,392.22	13,257.92	0.00	0.00	4,742.08
50E010	2660	2130	00	000000	8,000.00	598.55	5,960.23	0.00	0.00	2,039.77
50E010	2660	2140	00	000000	2,500.00	139.99	1,566.93	0.00	0.00	933.07
50E---	2660	2---	--	-----	28,500.00	2,130.76	20,785.08	0.00	0.00	7,714.92
50E---	26--	----	--	-----	29,225.00	2,214.24	20,884.41	0.00	0.00	8,340.59
50E070	2900	2120	00	000000	750.00	106.79	627.62	0.00	0.00	122.38
50E470	2900	2120	00	470000	0.00	0.00	0.00	0.00	0.00	0.00
50E070	2900	2130	00	000000	500.00	59.35	340.12	0.00	0.00	159.88
50E470	2900	2130	00	470000	600.00	0.00	0.00	0.00	0.00	600.00
50E070	2900	2140	00	000000	275.00	34.73	264.01	0.00	0.00	10.99
50E470	2900	2140	00	470000	100.00	0.00	76.35	0.00	0.00	23.65
50E---	2900	2---	--	-----	2,225.00	200.87	1,308.10	0.00	0.00	916.90
50E---	29--	----	--	-----	2,225.00	200.87	1,308.10	0.00	0.00	916.90
50E070	3000	2120	00	000000	0.00	0.00	0.00	0.00	0.00	0.00
50E100	3000	2120	00	100000	0.00	0.00	0.00	0.00	0.00	0.00
50E110	3000	2120	00	110000	8,500.00	0.00	2,282.64	0.00	0.00	6,217.36
50E470	3000	2120	00	470000	50.00	0.00	0.00	0.00	0.00	50.00
50E500	3000	2120	00	500000	0.00	0.00	0.00	0.00	0.00	0.00
50E510	3000	2120	00	510000	3,500.00	425.36	3,666.80	0.00	0.00	-166.80
50E070	3000	2130	00	000000	0.00	0.00	0.00	0.00	0.00	0.00
50E100	3000	2130	00	100000	0.00	0.00	0.00	0.00	0.00	0.00
50E110	3000	2130	00	110000	5,000.00	0.00	1,161.10	0.00	0.00	3,838.90
50E470	3000	2130	00	470000	100.00	0.00	0.00	0.00	0.00	100.00
50E500	3000	2130	00	500000	0.00	106.02	119.04	0.00	0.00	-119.04
50E510	3000	2130	00	510000	2,000.00	223.26	1,917.11	0.00	0.00	82.89
50E070	3000	2140	00	000000	0.00	0.00	0.00	0.00	0.00	0.00
50E100	3000	2140	00	100000	500.00	0.00	0.00	0.00	0.00	500.00
50E110	3000	2140	00	110000	1,000.00	0.00	531.29	0.00	0.00	468.71
50E470	3000	2140	00	470000	50.00	0.00	0.00	0.00	0.00	50.00
50E500	3000	2140	00	500000	0.00	24.80	27.85	0.00	0.00	-27.85

FDTLOC	FUNC	OBJ	SJ	Account Level	2021-22	March 2021-22	2021-22	2021-22	Encumbered	2021-22
				Description	Budget	Monthly Activity	FYTD Activity	Batch Activity	Amount	Available Funds
50E510	3000	2140	00	510000	PreK 0-3 Medicare Prior	1,500.00	194.39	1,484.61	0.00	15.39
50E---	3000	2---	--	-----	22,200.00	973.83	11,190.44	0.00	0.00	11,009.56
50E110	3001	2140	00	110000	PreK 3-5 Teach Medicare	0.00	0.00	0.00	0.00	0.00
50E510	3001	2140	00	510000	PreK 3-5 Medicare Prior	0.00	0.00	0.00	0.00	0.00
50E---	3001	2---	--	-----	0.00	0.00	0.00	0.00	0.00	0.00
50E110	3002	2120	00	110000	PreK Blk Com Serv IMRF	150.00	0.00	59.56	0.00	90.44
50E510	3002	2120	00	510000	PreK Com Serv IMRF	0.00	0.00	0.00	0.00	0.00
50E110	3002	2130	00	110000	PreK Blk Comm Serv FICA	100.00	0.00	31.64	0.00	68.36
50E510	3002	2130	00	510000	PreK Com Serv FICA	0.00	0.00	0.00	0.00	0.00
50E110	3002	2140	00	110000	PreK Comm Serv Med	500.00	0.00	106.99	0.00	393.01
50E510	3002	2140	00	510000	PreK Comm Serv Med Prior	250.00	29.16	223.56	0.00	26.44
50E---	3002	2---	--	-----	1,000.00	29.16	421.75	0.00	0.00	578.25
50E---	30--	----	--	-----	23,200.00	1,002.99	11,612.19	0.00	0.00	11,587.81
50E100	3700	2130	00	100000	Title I St Joe Tut FICA	500.00	0.00	72.85	0.00	427.15
50E340	3700	2130	00	340000	ESSER St Joe FICA	300.00	0.00	42.32	0.00	257.68
50E500	3700	2130	00	500000	Title I St Joe FICA	250.00	0.00	230.64	0.00	19.36
50E530	3700	2130	00	530000	Title II St Joe FICA	300.00	0.00	294.50	0.00	5.50
50E100	3700	2140	00	100000	Title I St Joe Med	0.00	0.00	17.05	0.00	-17.05
50E150	3700	2140	00	150000	SESE Flow Thru St Joe Med	325.00	53.16	53.16	0.00	271.84
50E340	3700	2140	00	340000	ESSER St Joe Medicare	100.00	0.00	9.91	0.00	90.09
50E500	3700	2140	00	500000	Title I St Joe Med	0.00	0.00	53.94	0.00	-53.94
50E530	3700	2140	00	530000	Title II St Joe Med	100.00	0.00	68.95	0.00	31.05
50E---	3700	2---	--	-----	1,875.00	53.16	843.32	0.00	0.00	1,031.68
50E---	37--	----	--	-----	1,875.00	53.16	843.32	0.00	0.00	1,031.68
5-E---	----	----	--	-----	1,975,175.00	69,928.81	1,632,016.58	0.00	0.00	343,158.42
60E010	2530	3190	00	000000	Site Construction Pur Serv	0.00	0.00	0.00	0.00	0.00
60E342	2530	3190	00	000000	ESSER II CONSTRUCTION SERVICES	250,000.00	0.00	145,401.63	0.00	104,598.37
60E---	2530	3---	--	-----	250,000.00	0.00	145,401.63	0.00	0.00	104,598.37
60E010	2530	4100	00	000000	Site & Construction supplies	0.00	0.00	0.00	0.00	0.00
60E---	2530	4---	--	-----	0.00	0.00	0.00	0.00	0.00	0.00
60E010	2530	5310	00	000000	Building Improvement Perm	10,000.00	0.00	7,891.00	0.00	2,108.00
60E---	2530	5---	--	-----	10,000.00	0.00	7,891.00	0.00	1.00	2,108.00
60E---	25--	----	--	-----	260,000.00	0.00	153,292.63	0.00	1.00	106,706.37
60E010	4100	6620	00	000000	Payback of State Funds	0.00	0.00	0.00	0.00	0.00
60E---	4100	6---	--	-----	0.00	0.00	0.00	0.00	0.00	0.00
60E---	41--	----	--	-----	0.00	0.00	0.00	0.00	0.00	0.00
6-E---	----	----	--	-----	260,000.00	0.00	153,292.63	0.00	1.00	106,706.37
80E320	1100	1100	00	320000	Tort Regular Salaries	528,000.00	528,000.00	528,000.00	0.00	0.00
80E---	1100	1---	--	-----	528,000.00	528,000.00	528,000.00	0.00	0.00	0.00
80E---	11--	----	--	-----	528,000.00	528,000.00	528,000.00	0.00	0.00	0.00

Account Level				2021-22	March 2021-22	2021-22	2021-22	Encumbered	2021-22	
FDTLOC	FUNC	OBJ	SJ	Description	Budget	Monthly Activity	FYTD Activity	Batch Activity	Amount	Available Funds
80E320	1220	1100	00 320000	Tort Spec Ed Salaries	0.00	0.00	0.00	0.00	0.00	0.00
80E---	1220	1---	-- -----		0.00	0.00	0.00	0.00	0.00	0.00
80E---	12--	----	-- -----		0.00	0.00	0.00	0.00	0.00	0.00
80E320	1400	1100	00 320000	Tort Voc Salaries	75,000.00	75,000.00	75,000.00	0.00	0.00	0.00
80E---	1400	1---	-- -----		75,000.00	75,000.00	75,000.00	0.00	0.00	0.00
80E---	14--	----	-- -----		75,000.00	75,000.00	75,000.00	0.00	0.00	0.00
80E320	2190	1110	00 320000	Tort Supervision Sal	75,000.00	48,000.00	48,000.00	0.00	0.00	27,000.00
80E---	2190	1---	-- -----		75,000.00	48,000.00	48,000.00	0.00	0.00	27,000.00
80E---	21--	----	-- -----		75,000.00	48,000.00	48,000.00	0.00	0.00	27,000.00
80E320	2362	3800	00 320000	Work Comp Insurance	0.00	0.00	0.00	0.00	0.00	0.00
80E320	2362	3900	00 320000	Direct pay for W/C visits	0.00	0.00	0.00	0.00	0.00	0.00
80E---	2362	3---	-- -----		0.00	0.00	0.00	0.00	0.00	0.00
80E320	2363	3800	00 320000	Unemployment Insurance	0.00	0.00	0.00	0.00	0.00	0.00
80E---	2363	3---	-- -----		0.00	0.00	0.00	0.00	0.00	0.00
80E320	2364	3800	00 320000	Insurance	0.00	0.00	0.00	0.00	0.00	0.00
80E---	2364	3---	-- -----		0.00	0.00	0.00	0.00	0.00	0.00
80E320	2365	3190	00 320000	Bush/Nav/ISCOR/Alice/SRO/Lega	328,077.00	5,709.55	84,687.31	0.00	14.00	243,375.69
80E320	2365	3800	00 320000	Tort WC Ins and all other ins	333,603.00	2,665.00	262,471.97	0.00	1.00	71,130.03
80E320	2365	3810	00 320000	Unemployment Ins	15,816.00	0.00	0.00	0.00	0.00	15,816.00
80E---	2365	3---	-- -----		677,496.00	8,374.55	347,159.28	0.00	15.00	330,321.72
80E320	2366	6500	00 320000	Judgement/Settlement	0.00	0.00	0.00	0.00	0.00	0.00
80E---	2366	6---	-- -----		0.00	0.00	0.00	0.00	0.00	0.00
80E320	2367	1100	00 320000	Tort Salaries	0.00	0.00	0.00	0.00	0.00	0.00
80E---	2367	1---	-- -----		0.00	0.00	0.00	0.00	0.00	0.00
80E320	2367	3190	00 320000	Bushue/AT/Nav/ISCORP/Alice/SRO	0.00	0.00	3,000.00	0.00	0.00	-3,000.00
80E---	2367	3---	-- -----		0.00	0.00	3,000.00	0.00	0.00	-3,000.00
80E320	2369	3800	00 320000	Legal Fees	0.00	0.00	0.00	0.00	0.00	0.00
80E---	2369	3---	-- -----		0.00	0.00	0.00	0.00	0.00	0.00
80E320	2372	3800	00 320000	Vehicle Insurance	0.00	0.00	0.00	0.00	0.00	0.00
80E---	2372	3---	-- -----		0.00	0.00	0.00	0.00	0.00	0.00
80E---	23--	----	-- -----		677,496.00	8,374.55	350,159.28	0.00	15.00	327,321.72
80E320	2540	1110	00 320000	Tort Custodian Salaries	169,758.00	169,758.00	169,758.00	0.00	0.00	0.00
80E---	2540	1---	-- -----		169,758.00	169,758.00	169,758.00	0.00	0.00	0.00
80E320	2560	1110	00 320000	Tort Food Serv Salaries	42,000.00	42,000.00	42,000.00	0.00	0.00	0.00
80E---	2560	1---	-- -----		42,000.00	42,000.00	42,000.00	0.00	0.00	0.00
80E---	25--	----	-- -----		211,758.00	211,758.00	211,758.00	0.00	0.00	0.00
8-E---	----	----	-- -----		1,567,254.00	871,132.55	1,212,917.28	0.00	15.00	354,321.72
90E370	2530	3100	00 370000	L/S MS Contractors	0.00	0.00	0.00	0.00	0.00	0.00
90E370	2530	3160	00 370000	L/S MS Arch Fees	0.00	0.00	0.00	0.00	0.00	0.00
90E010	2530	3190	00 000000	L/S Purchases Services	140,000.00	12,604.10	109,872.84	0.00	7.00	30,120.16

Account Level				2021-22	March 2021-22	2021-22	2021-22	Encumbered	2021-22	
FDTLOC	FUNC	OBJ	SJ	Description	Budget	Monthly Activity	FYTD Activity	Batch Activity	Amount	Available Funds
90E370	2530	3190	00	370000	L/S MS Oth Pur Serv	0.00	0.00	0.00	0.00	0.00
90E010	2530	3240	00	000000	L/S Contractor Fees	0.00	0.00	0.00	0.00	0.00
90E---	2530	3---	--	-----	140,000.00	12,604.10	109,872.84	0.00	7.00	30,120.16
90E010	2530	4100	00	000000	L/S Supplies	5,000.00	0.00	1,791.50	0.00	1,121.00
90E---	2530	4---	--	-----	5,000.00	0.00	1,791.50	0.00	1,121.00	2,087.50
90E010	2530	5500	00	000000	L/S Equipment	0.00	0.00	0.00	0.00	0.00
90E---	2530	5---	--	-----	0.00	0.00	0.00	0.00	0.00	0.00
90E---	25--	----	--	-----	145,000.00	12,604.10	111,664.34	0.00	1,128.00	32,207.66
95E010	2500	0000	00	000000		0.00	0.00	0.00	0.00	0.00
95E---	2500	0---	--	-----	0.00	0.00	0.00	0.00	0.00	0.00
95E---	25--	----	--	-----	0.00	0.00	0.00	0.00	0.00	0.00
9-E---	----	----	--	-----	145,000.00	12,604.10	111,664.34	0.00	1,128.00	32,207.66
--E---	----	----	--	-----	30,607,342.00	2,053,914.85	21,513,735.72	12,215.72	1,815,293.89	7,266,096.67
Grand Revenue Totals					30,535,269.00	2,218,771.68	26,744,296.95	0.00	0.00	3,790,972.05
Grand Expense Totals					30,607,342.00	2,053,914.85	21,513,735.72	12,215.72	1,815,293.89	7,266,096.67
Grand Totals					72,073.00	164,856.83	5,230,561.23	12,215.72	1,815,293.89	3,475,124.62
					Loss	Profit	Profit	Loss	Loss	Loss

Number of Accounts: 2346

***** End of report *****

**Richland County Community Unit #1
Certificates of Deposit**

Date Invested	EOM Total	Date Due	APY Rate	Monthly Interest
03/17/22	3,650,000.00	04/14/22	0.08%	84.01
03/10/22	4,900,000.00	04/07/22	0.07%	37.65
03/31/22	2,350,000.00	04/28/22	0.15%	72.16
*CDARS				
Total	10,900,000.00			193.82 Interest

1% Sales Tax

FY 2019

Month Earned	Date Rcvd	1% Sales Tax	Running Total
Jul-18	Oct-18	101,041.55	101,041.55
Aug-18	Nov-18	126,386.96	227,428.51
Sep-18	Dec-18	111,016.23	338,444.74
Oct-18	Jan-19	112,226.24	450,670.98
Nov-18	Feb-19	113,308.88	563,979.86
Dec-18	Mar-19	119,079.73	683,059.59
Jan-19	Apr-19	89,472.58	772,532.17
Feb-19	May-19	87,504.12	860,036.29
Mar-19	Jun-19	106,035.53	966,071.82
Apr-19	Jul-19	108,168.52	1,074,240.34
May-19	Aug-19	111,535.35	1,185,775.69
Jun-19	Sep-19	113,928.45	1,299,704.14

FY 2020

Month Earned	Date Rcvd	1% Sales Tax	Running Total
Jul-19	Oct-19	107,430.15	107,430.15
Aug-19	Nov-19	106,243.79	213,673.94
Sep-19	Dec-19	105,609.04	319,282.98
Oct-19	Jan-20	109,937.97	429,220.95
Nov-19	Feb-20	107,184.55	536,405.50
Dec-19	Mar-20	119,950.89	656,356.39
Jan-20	Apr-20	92,802.02	749,158.41
Feb-20	May-20	83,533.71	832,692.12
Mar-20	Jun-20	95,636.77	928,328.89
Apr-20	Jul-20	104,688.17	1,033,017.06
May-20	Aug-20	116,066.20	1,149,083.26
Jun-20	Sep-20	119,945.69	1,269,028.95

FY 2021

Month Earned	Date Rcvd	1% Sales Tax	Running Total
Jul-20	Oct-20	109,148.91	109,148.91
Aug-20	Nov-20	106,834.64	215,983.55
Sep-20	Dec-20	111,730.32	327,713.87
Oct-20	Jan-21	112,797.75	440,511.62
Nov-20	Feb-21	108,456.75	548,968.37
Dec-20	Mar-21	128,494.78	677,463.15
Jan-21	Apr-21	117,318.53	794,781.68
Feb-21	May-21	100,894.34	895,676.02
Mar-21	Jun-21	151,720.13	1,047,396.15
Apr-21	Jul-21	137,899.08	1,185,295.23
May-21	Aug-21	141,386.88	1,326,682.11
Jun-21	Sep-21	146,876.31	1,473,558.42

1st Jasper Co

FY 2022

Month Earned	Date Rcvd	1% Sales Tax	Running Total
Jul-21	Oct-21	130,971.98	130,971.98
Aug-21	Nov-21	139,607.27	270,579.25
Sep-21	Dec-21	140,558.39	411,137.64
Oct-21	Jan-22	141,901.46	553,039.10
Nov-21	Feb-22	146,360.62	699,399.72
Dec-21	Mar-22	167,303.75	866,703.47
Jan-22	Apr-22		866,703.47
Feb-22	May-22		866,703.47
Mar-22	Jun-22		866,703.47
Apr-22	Jul-22		866,703.47
May-22	Aug-22		866,703.47
Jun-22	Sep-22		866,703.47

**Richland County Community Unit #1
Certificates of Deposit**

Richland County Community Unit School District #1 State Money Pending

FY22

Program	FY22	Date of Voucher
St Aide-3001	\$ 472,236.00	4/15/2022
Special Ed Priv Facility-3100 *	\$ 7,230.72	3/16/2022
Special Ed Personnel-3110 *		
Special Ed X-Ordinary-3105 *		
Special Ed Orphan -3120		
Special Ed Summer School -3145		
Ag Ed-3235		
State Lunch/Breakfast-3360		
Driver's Ed-3370	\$ 15,672.98	9/24/21 12/22/2021 3/28/22
Transportation Regular-3500 *	\$ 190,077.18	3/28/2022
Transportation Spec Ed-3510 *	\$ 34,587.99	3/28/2022
TAOEP 3695	\$ 6,086.00	4/6/2022
Early Childhood-3705	\$ 81,746.00	4/6/2022
Fine Arts Grant-3962		
Other State -PSAT 3999		
Federal Lunch 4210		
Federal Milk 4215		
Federal Bfast 4220		
Federal Summer Lunch 4225		
Title II - 4932		
Title I - 4300		
Title I S & A 4331		
Title IV 4400		
21st Century - 4421		
SESE PREK Flow Thru 4600		
SESE Flow Thru 4620		
Fed Room/Board 4625		
Rural Ed Grant-4107		
Other Fed Program/ESSER-DE(21)		
Other Fed Program/ESSER- 4998		
Other Fed Program/ESSER-E2 4998		
Other Fed Program/ESSER-E3 4998		
Other Fed Program/D24999		
Other Fed Program/HL		
* is M-CATS (Mandated Catagoricals-Qtrly)		
Grand Total **	\$ 807,636.87	\$807,636.87
4/20/2022		

*M-cats \$ 231,895.89

Summer 2022 High School Work

Project	Cost
Pressure wash & stain exterior of brick (phase 1 of 3-south and east wings)	\$100,000
Tuckpointing on front of the building	\$11,200
Install expansion joints on front of the building	\$14,800
Renovate football restrooms (lighting, fixtures, floor)	\$20,000
Install lights for tennis courts	\$15,500
Install new lighting in Torchmate & CAD rooms in Ag shop	\$2,000
Pour sidewalk to connect new parking lot to back drive	\$2,260
Install hot water heater in Ag shop	\$1,000
Install exterior lighting on west side of gym and NE corner of district office	\$1,000
Remove window and replace with block in paint booth room of Art room	\$300
Install splash guards under hand dryers in restrooms	\$1,000
Replace north exterior door in Art room	\$1,600
Apply epoxy to floor outside of PE locker rooms	\$9,000
Run air line from Wood Shop to Ag lab	\$500
Remove dead trees from the perimeter of athletic complex	\$2,000
Refinish main gym floor	\$4,500
Total	\$186,660

Summer 2022 Middle School Work

Project	Cost
Replace roof #2	\$427,263
Sand/refinish/paint gym floor	\$21,000
Seal bus lane/parking lot	\$8,300
Repair uneven concrete outside east & west gym entrances	\$2,300
Replace hot water valve in kitchen	\$750
Install new camera system	\$13,500
Install parking lot light	\$1,500
Replace boards along kickboard backstop	\$100
Total	\$474,713

Summer 2022 Elementary School Work

Project	Cost
Repair RCES parking lot	\$15,500
Replace 2 water heaters	\$68,280
Paint restrooms	\$500
Drainage repair - tiling under downspouts	\$1,500
Remove tree stumps by walking track	\$600
Replace 5 sink countertops in classrooms	\$600
Refinish gym floor	\$3,200
Replace metal posts and install section of barrier fence by playground fence	\$500
Landscape work	\$1,000
Replace roof on storage shed	\$750
Inspect/repair/paint playground equipment as needed	\$500
Total	\$92,930

Summer 2022 Bus Barn Work

Project	Cost
Install LED lights in the wash bay	\$1,500
Install lights for front parking lot	\$500
Chip and Seal Drive	<u>\$10,000</u>
Total	\$12,000

Cost Summary

District Painting Supplies	\$2,500
Total for Purchased Services/Supplies	\$766,303
District Labor (breakdown on separate sheet)	<u>\$70,704</u>
Grand Total	\$839,507

Funding Sources:

Fund 20	\$639,507
Fund 90	<u>\$200,000</u>
	\$839,507

Summer 2023

Project	Cost	
District Painting/Labor	\$ 80,000	
Pressure wash & stain exterior of brick (phase 2 of 3-Herrin Gym)	\$ 105,000	
RCMS Cooling Tower Replaced	\$ 100,000	
RCES Parking Lot Repairs	\$ 25,000	
RCES Gym Floor Sanded/Refinished/Painted	\$ 30,000	
RCES Camera System	\$ 15,000	
RCMS Roof #5 (Replace)	\$ 250,000	Maintenance Grant
RCMS Roof #3 & 4 (Recoat)	\$ 50,000	Maintenance Grant
RCHS Roof #19, 21-23, 34 (Replace)	\$ 100,000	
RCHS Tuckpointing/expansion joints	\$ 25,000	
Bus Barn Chip and Seal	\$ 10,000	
Seal Asphalt-RCES Faculty Lot & Playground	\$ 8,500	
Miscellaneous Projects	\$ 50,000	
Total	\$ 848,500	

Summer 2024

Project	Cost
District Painting/Labor	\$ 85,000
Pressure wash & stain exterior of brick (phase 3 of 3-back entry and vocational wing)	\$ 75,000
RCHS Student Parking Lot Replaced (Phase 1 of 3)	\$ 150,000
RCHS Roof #32 (Replace)	\$ 250,000
RCHS Gym Floor Sanded/Refinished/Painted	\$ 30,000
RCES Parking Lot Repairs	\$ 25,000
Seal Asphalt-RCES Visitor Parking & Bus Lane	\$ 8,000
RCES Classroom Furniture (phase 1 of 3)	\$ 100,000
RCHS Tuckpointing	\$ 10,000
Resurface RCHS Tennis Courts	\$ 30,000
Bus Barn Chip and Seal	\$ 10,000
Miscellaneous Projects	\$ 50,000
	<hr/>
Total	\$ 823,000
 <u>Contingent on Funding</u>	
RCHS Exterior Athletic Complex Renovation (phase 1 of 2) Locker Room/Concessions/Restrooms/Storage Building	\$ 3,000,000

Summer 2025

Project	Cost
District Painting/Labor	\$90,000
RCMS Student Parking Lot Replaced (Phase 2 of 3)	\$150,000
RCMS Roof #1 (Recoat)	\$300,000
RCMS Roof #5, 6, 8, 13, & 15 (Replace)	\$150,000
Seal Asphalt-RCMS Parking Lot/Bus Lane	\$9,000
Resurface RCMS Tennis Courts	\$30,000
RCES Classroom Furniture (phase 2 of 3)	\$100,000
RCMS Tuckpointing	\$10,000
Bus Barn Chip and Seal	\$10,000
Miscellaneous Projects	\$50,000
	<hr/>
Total	\$899,000

Contingent on Funding

RCMS Exterior Athletic Complex Renovation (phase 2 of 2): Track, Turf for Football/Soccer Field, Field Lights, Home/Visitor Bleachers, Fencing/Gates, Sidewalks	\$4,000,000
---	-------------

Summer 2026

Project		Cost
District Painting/Labor	\$	95,000
RCHS Student Parking Lot Replaced (Phase 3 of 3)	\$	200,000
RCHS Tuckpointing	\$	10,000
RCES Classroom Furniture (phase 3 of 3)	\$	150,000
Seal Asphalt-RCES Faculty Lot & Playground	\$	9,500
Bus Barn Chip and Seal	\$	10,000
Miscellaneous Projects	\$	50,000
	Total \$	524,500

Future Capital Projects

Bus Garage/Maintenance Building

	FY22	Original	Budget		
Fund	Fund Balance July 1, 2021	FY2022 Revenue	FY2022 Expenditures	Fund Balance July 1, 2022	Difference
10-Education*	12,431,788.29	22,666,937.00	21,526,287.00	13,572,438.29	1,140,650.00
20-Building/Grnds	2,598,491.15	1,264,723.00	1,292,750.00	2,570,464.15	(28,027.00)
30-Bond & Interest	575,276.57	2,505,695.00	2,714,964.00	366,007.57	(209,269.00)
40-Transportation	1,103,775.11	1,557,424.00	1,570,784.00	1,090,415.11	(13,360.00)
50-IMRF/SS**	1,489,259.84	991,450.00	1,622,919.00	857,790.84	(631,469.00)
60-Site & Const	270,787.45	547,425.00	100,000.00	718,212.45	447,425.00
70-Working Cash	735,898.55	133,372.00	-	869,270.55	133,372.00
80-Tort	-	1,567,254.00	1,567,254.00	-	-
90-Life Safety	269,471.04	128,372.00	145,000.00	252,843.04	(16,628.00)
					-
Total	19,474,748.00	31,362,652.00	30,539,958.00	20,297,442.00	822,694.00

*Includes \$1,996,709 in revenue/expenses from Federal ESSER II Grant

**Includes ERI payment of \$688,262

	FY22	Tentative	Amended	Budget	
Fund	Fund Balance July 1, 2021	FY2022 Revenue	FY2022 Expenditures	Fund Balance July 1, 2022	Difference
10-Education*	12,431,788.29	21,637,948.00	20,858,629.00	13,211,107.29	779,319.00
20-Building/Grnds	2,598,491.15	1,388,723.00	1,010,750.00	2,976,464.15	377,973.00
30-Bond & Interest	575,276.57	2,717,780.00	2,887,204.00	405,852.57	(169,424.00)
40-Transportation	1,103,775.11	1,475,799.00	1,430,534.00	1,149,040.11	45,265.00
50-IMRF/SS**	1,489,259.84	983,850.00	1,975,175.00	497,934.84	(991,325.00)
60-Site & Const	270,787.45	543,525.00	260,000.00	554,312.45	283,525.00
70-Working Cash	735,898.55	126,372.00	-	862,270.55	126,372.00
80-Tort	-	1,537,000.00	1,537,000.00	-	-
90-Life Safety	269,471.04	124,382.00	145,000.00	248,853.04	(20,618.00)
					-
Total	19,474,748.00	30,535,379.00	30,104,292.00	19,905,835.00	431,087.00

*Includes \$885,580 in revenue/expenses from Federal ESSER Grants

**Includes ERI payment of \$1,000,000