



LINCOLNWOOD SCHOOL DISTRICT 74
BOARD OF EDUCATION
Finance Committee Meeting AGENDA
Thursday, May 23, 2024 at **6:30 PM**

BOARD OF EDUCATION
Kevin Daly, *President*
Peter D. Theodore, *Vice President*
John P. Vranas, *Secretary*
Myra A. Foutris
Jay Oleniczak
Rupal Shah Mandal

ADMINISTRATION
Dr. David L. Russo, *Superintendent of Schools*
Dr. Dominick M. Lupo, *Assistant Superintendent for Curriculum and Instruction*
Courtney Whited, *Business Manager/CSBO*

*Agenda of the Finance Committee Meeting of the Board of Education of Lincolnwood School District 74,
Cook County, Illinois, to be held in the Marvin Garlich Administration Building
6950 N. East Prairie Road
Lincolnwood, Illinois 60712,
on Thursday, May 23, 2024.*

IN-PERSON PARTICIPATION: It is expected that all members of the Finance Committee, plus several administrators, will be physically present at the Marvin Garlich Administration Building located at 6950 N. East Prairie Road, Lincolnwood, IL. The public is welcome.

1. CALL TO ORDER/ROLL CALL

FINANCE COMMITTEE MEMBERS

- Peter D. Theodore (BOE), Chair
- Jay Oleniczak (BOE), Co-Chair
- John P. Vranas (BOE)
- Michael Bartholomew, Community Member
- Maja Kenjar, Community Member
- Steven Pawlow, Community Member
- Paul Stellatos, Community Member

ADMINISTRATORS/STAFF

- Dr. David L. Russo, Superintendent of Schools
- Dr. Dominick M. Lupo, Assistant Superintendent for Curriculum and Instruction
- Courtney Whited, Business Manager/CSBO
- Jordan Stephen, Director of Technology

2. AUDIENCE TO VISITORS

3. APPROVAL OF MINUTES

- a. Finance Committee Meeting Minutes - **APRIL 18, 2024**

3

Motion by member: _____ Seconded by: _____

4. INFORMATION/DISCUSSION: FUND BALANCE REPORT

- a. Fund Balance Report - **MARCH 2024**

6

5. OLD BUSINESS

- a. INFORMATION/DISCUSSION/ACTION: LBSA Waiver Request- FY25 Facilities Rental

30

Fees

6. NEW BUSINESS	
a. <u>INFORMATION/DISCUSSION</u> : Fiscal Year 2025 Preliminary Budget Assumptions	<u>32</u>
b. <u>INFORMATION/DISCUSSION/ACTION</u> : FY25 Workers' Compensation Insurance Coverage from IPRF	<u>48</u>
c. <u>INFORMATION/DISCUSSION/ACTION</u> : Resolution to Transfer Funds	<u>50</u>
d. <u>INFORMATION/DISCUSSION/ACTION</u> : FY25 Early Childhood Alliance Contribution	<u>54</u>
e. <u>INFORMATION/DISCUSSION/ACTION</u> : Alternative Learning Opportunities Program	<u>55</u>
f. <u>INFORMATION/DISCUSSION/ACTION</u> : Interactive Display Purchase and Installation	<u>64</u>
g. <u>INFORMATION/DISCUSSION/ACTION</u> : CDWG- Rutledge Hall Charging Carts	<u>67</u>
h. <u>INFORMATION/DISCUSSION/ACTION</u> : 2024-2025 Encyclopedia Britannica Renewal	<u>70</u>
7. <u>INFORMATION/DISCUSSION</u> : District Purchasing Update(s) - <i>Dr. David L. Russo, Dr. Dominick M. Lupo, Jordan Stephen</i>	<u>72</u>
a. BrainPop for 2024-2025	
b. Brightly for 2024-2026	
c. FastBridge Renewal for FY25	
d. Finalsite for 2024-2025	
e. Learning A-Z Go for 2024-2025	
f. Newsela for 2024-2025	
g. Powerschool SIS for 2024-2025	
h. Powerschool Enrollment for 2024-2025	
i. Schoology for 2024-2025	
j. SeeSaw for 2024-2025	
k. Writable for 2024-2025	
l. PLTW for 2024-2025	
8. <u>INFORMATION/DISCUSSION</u> : District Finance Update - <i>Courtney Whited, Business Manager/CSBO</i>	<u>76</u>
a. Crossing Guards for the 2024-25 school year	
b. The May 21, 2024 Facilities Committee agenda included preliminary discussions pertaining to renovations at Todd Hall. The initial estimate is approximately \$6.5 million.	
9. ADJOURNMENT	
Motion by member: _____ Seconded by: _____	

Dr. David L. Russo, Superintendent of Schools

Lincolnwood School District 74 is subject to the requirements of the Americans with Disabilities Act of 1990. Individuals with disabilities who plan to attend this meeting and who require certain accommodations in order to allow them to observe and/or participate in this meeting, or who have questions regarding the accessibility of this meeting or facility, are requested to contact the District Office at 847-675-8234 promptly to allow Lincolnwood School District 74 to make reasonable accommodations for those persons.



LINCOLNWOOD SCHOOL DISTRICT 74
BOARD OF EDUCATION
Finance Committee Meeting Minutes
Thursday, April 18, 2024 at **5:30 PM**

BOARD OF EDUCATION
Kevin Daly, *President*
Rupal Shah Mandal, *Vice President*
John P. Vranas, *Secretary*
Maxie Boynton
Myra A. Foutris
Jay Oleniczak
Peter D. Theodore

ADMINISTRATION
Dr. David L. Russo, *Superintendent of Schools*
Dr. Dominick M. Lupo, *Assistant Superintendent for Curriculum and Instruction*
Courtney Whited, *Business Manager/CSBO*

Minutes of the Finance Committee Meeting of the Board of Education of Lincolnwood School District 74, Cook County, Illinois, was held in the Marvin Garlich Administration Building 6950 N. East Prairie Road, Lincolnwood, Illinois 60712, on Thursday, April 18, 2024.

1. CALL TO ORDER/ROLL CALL

Chair Theodore called the Finance Committee meeting to order at 5:33 p.m. Roll call was taken and a quorum was not present. No formal recommendations were taken, but members continued with their discussion.

FINANCE COMMITTEE MEMBERS

Peter D. Theodore (BOE), Chair
John P. Vranas (BOE)

FINANCE COMMITTEE MEMBERS NOT PRESENT

Jay Oleniczak (BOE), Co-Chair
Michael Bartholomew, Community Member
Maja Kenjar, Community Member
Steven Pawlow, Community Member
Paul Stellatos, Community Member

ADMINISTRATORS/STAFF

Dr. David L. Russo, Superintendent of Schools
Dr. Dominick M. Lupo, Assistant Superintendent for Curriculum and Instruction
Courtney Whited, Business Manager/CSBO
Jordan Stephen, Director of Technology

AUDIENCE TO VISITORS

None

2. APPROVAL OF MINUTES

a. Finance Committee Meeting Minutes - **MARCH 21, 2024**

The Finance Committee did not take any action relative to the March 21, 2024 minutes due to the lack of a quorum.

3. FUND BALANCE REPORT

a. Fund Balance Report - **FEBRUARY 2024**

Courtney Whited, Business Manager/CSBO, presented the Fund Balance Report for February 2024.

4. OLD BUSINESS

None

5. NEW BUSINESS

a. Final Fiscal Year 2023 Single Audit by Lauterbach & Amen, LLP

Courtney Whited, Business Manager/CSBO, presented the Final Fiscal Year 2023 Single Audit by Lauterbach & Amen, LLP. This report represents another clean audit for the Business Office. The Committee members in attendance asked why the audit is dated October 31, 2023. Courtney explained that there was an extension because of the ESSER funds.

The summary is for informational purposes. The final Fiscal Year 2023 Single Audit Report prepared by Lauterbach & Amen, LLP will be presented to the Lincolnwood School District 74 Board of Education for review at the May 2, 2024 Board of Education meeting, as supported by the Finance Committee members in attendance at the April 18, 2024 Finance Committee meeting

b. Transportation Contract Amendment 2024-25 with First Student, Inc.

The Finance Committee members in attendance stated their support of the Administrative recommendation to accept this Amendment from First Student, Inc. for transportation services with a 4.90% rate increase on current rates effective August 1, 2024 through July 31, 2025.

c. LBSA Waiver Request- FY25 Facilities Rental Fees

John Drueth submitted a request to secure a waiver for the FY25 Facilities rental fees. The committee members in attendance agreed to table this item until the next meeting.

d. Infinite Connections Inc. Agreement Renewal

The Finance Committee members in attendance stated their support of the Administrative recommendation to accept the Infinite Connections, Inc. Agreement for Consulting Services in the amount of \$4,600 from February 1, 2024 to January 31, 2025.

e. Kings III Emergency Elevator Phone

The Finance Committee members in attendance stated their support of the Administrative recommendation to accept the Agreement from Kings III for Cellular Elevator Phones in the amount of \$98.34 plus required taxes and fees, beginning June 1, 2024. (Estimated)

f. E Rate Category II – SHI Wireless Access Points

Jordan Stephen, Director of Technology shared that the District will receive a rebate of approximately \$19,000.

The Finance Committee members in attendance stated their support of the Administrative recommendation to accept the agreement from SHI for Meraki Network Licensing in the amount of \$48,160.00 from September 21, 2024 through September 21, 2029.

g. E Rate Category I – AT&T High Speed Internet Access

The Finance Committee members in attendance stated their support of the Administrative recommendation to accept the Agreement from AT&T for Internet Services in the amount of \$999.60 per month from July 1, 2024 through June 30, 2026.

6. District Purchasing Update(s) - *Dr. David L. Russo, Dr. Dominick M. Lupo, Jordan Stephen*

a. Gaggle for 2024-2025

b. Jamf for 2024-2025

c. Formative for 2024-2025

d. Pebble Go for 2024-2025

7. District Finance Update - *Courtney Whited, Business Manager/CSBO*

a. Potential partnership between SD74 and the Early Childhood Alliance

Dr. Russo shared the background information regarding this partnership. The Committee members in attendance asked what service Early Childhood Alliance would be providing to the District, and does the Administration think we will need a lot more support in the future. Dr. Russo explained that he does not believe that the District will have any major increase in the number of families that will utilize such support. Dr. Russo expressed that he doesn't see the District being a high end donor as a result of the low number of families that may work with this organization. The Finance Committee members in attendance stated their support for some sort of financial commitment. Dr. Russo will bring additional information regarding the next steps to the next Finance Committee meeting.

8. ADJOURNMENT

The members in attendance stated their support to adjourn the Finance Committee meeting. The Finance Committee meeting was adjourned at 6:00 p.m.

The next Finance Committee meeting will be Thursday, May 23, 2024 at 6:30 p.m. The public is welcome.

Peter D. Theodore, Chair

~~Jay Oleniczak, Co-chair~~
John P. Vranas

Lincolnwood School District 74

Fund Balances

Fiscal Year: 2023-2024

Month: March

Year: 2024

Fund Type:

Include Cash Balance

FY End Report

<u>Fund</u>	<u>Description</u>	<u>Beginning Balance</u>	<u>Revenue</u>	<u>Expense</u>	<u>Transfers</u>	<u>Fund Balance</u>
10	EDUCATIONAL	\$14,185,013.40	\$24,270,725.51	(\$14,683,136.97)	\$0.00	\$23,772,601.94
20	OPERATIONS & MAINTENANCE	\$4,215,122.81	\$2,095,793.50	(\$1,892,754.51)	(\$2,000,000.00)	\$2,418,161.80
30	DEBT SERVICE	\$805,374.06	\$1,798,637.92	(\$1,517,375.00)	\$0.00	\$1,086,636.98
40	TRANSPORTATION	\$1,742,536.99	\$1,362,016.97	(\$1,089,046.71)	\$0.00	\$2,015,507.25
50	MUNICIPAL RETIREMENT	\$0.00	\$0.00	\$0.00	\$0.00	\$0.00
51	IMRF	\$808,701.76	\$178,327.61	(\$141,337.21)	\$0.00	\$845,692.16
52	SOCIAL SECURITY AND MEDICARE	\$405,685.77	\$371,057.64	(\$265,200.34)	\$0.00	\$511,543.07
60	CAPITAL PROJECTS	\$4,594,191.64	\$733,112.52	(\$1,825,831.05)	\$2,000,000.00	\$5,501,473.11
70	WORKING CASH	\$586,340.43	\$8,413.60	\$0.00	\$0.00	\$594,754.03
80	TORT IMMUNITY	\$439,581.77	\$214,511.22	(\$8,655.00)	\$0.00	\$645,437.99
90	FIRE PREVENTION & SAFETY	\$2,946,220.34	\$265,487.71	(\$1,340,809.31)	\$0.00	\$1,870,898.74
99	LINCOLNWOOD SCHOOLS ACTIVITY FUN	\$0.00	\$0.00	\$0.00	\$0.00	\$0.00
Grand Total:		\$30,728,768.97	\$31,298,084.20	(\$22,764,146.10)	\$0.00	\$39,262,707.07

End of Report

Lincolnwood School District 74

Treasurers Report FUND- All Funds As of 03/31/2024

Fiscal Year: 2023-2024

ASSETS

CASH & INVESTMENTS

Cash in Bank (+)	\$38,738,282.39
Imprest Fund (+)	\$15,265.91
Petty Cash (+)	\$100.00

Sub-total : CASH & INVESTMENTS	\$38,753,648.30
--------------------------------	-----------------

DUE FROM OTHER GOVERNMENTS

Inter-Governmental Loans (+)	(\$467.03)
------------------------------	------------

Sub-total : DUE FROM OTHER GOVERNMENTS	(\$467.03)
--	------------

Total : ASSETS	\$38,753,181.27
----------------	-----------------

LIABILITIES

ACCOUNTS PAYABLE

Accounts Payable (+)	\$61,290.18
----------------------	-------------

Sub-total : ACCOUNTS PAYABLE	\$61,290.18
------------------------------	-------------

OTHER CURRENT LIABILITIES

Other Liabilities (+)	\$36,429.96
-----------------------	-------------

Payroll Liabilities (+)	(\$607,245.94)
-------------------------	----------------

Sub-total : OTHER CURRENT LIABILITIES	(\$570,815.98)
---------------------------------------	----------------

Total : LIABILITIES	(\$509,525.80)
---------------------	----------------

FUND BALANCE

Unreserved Fund Balance

Fund Balance (+)	\$30,728,768.97
------------------	-----------------

Sub-total : Unreserved Fund Balance	\$30,728,768.97
-------------------------------------	-----------------

NET INCREASE (DECREASE)

NET INCREASE (DECREASE) (+)	\$8,533,938.10
-----------------------------	----------------

Sub-total : NET INCREASE (DECREASE)	\$8,533,938.10
-------------------------------------	----------------

Total : FUND BALANCE	\$39,262,707.07
----------------------	-----------------

Total LIABILITIES + FUND BALANCE	\$38,753,181.27
----------------------------------	-----------------

End of Report

Lincolnwood School District 74

Treasurers Report FUND- All Funds For the Period 03/01/2024 through 03/31/2024

Fiscal Year: 2023-2024

	<u>03/01/2024 - 03/31/2024</u>	<u>Year To Date</u>	<u>Budget</u>	<u>Budget Balance</u>	
REVENUE					
LOCAL SOURCES					
Property Tax Receipts (+)	\$10,389,429.91	\$26,808,903.51	\$27,268,336.00	\$459,432.49	98.3%
Payments in Lieu of Taxes (+)	\$102,028.03	\$958,594.78	\$1,290,000.00	\$331,405.22	74.3%
Tuition Payments Received (+)	\$94,280.00	\$170,220.00	\$240,000.00	\$69,780.00	70.9%
Interest Revenue Received (+)	\$45,181.39	\$373,762.13	\$630,000.00	\$256,237.87	59.3%
Sales to Pupils & Adults (+)	\$20,557.01	\$167,368.55	\$200,000.00	\$32,631.45	83.7%
Activity Fees Received (+)	\$12,172.75	\$71,960.54	\$122,500.00	\$50,539.46	58.7%
Other Local Revenue (+)	\$18,645.24	\$234,001.84	\$295,222.00	\$61,220.16	79.3%
Rental Revenue (+)	\$12,840.24	\$67,139.85	\$98,000.00	\$30,860.15	68.5%
Sub-total : LOCAL SOURCES	\$10,695,134.57	\$28,851,951.20	\$30,144,058.00	\$1,292,106.80	95.7%
STATE SOURCES					
State Grants & Aid Received (+)	\$106,060.00	\$1,218,423.11	\$1,622,000.00	\$403,576.89	75.1%
Sub-total : STATE SOURCES	\$106,060.00	\$1,218,423.11	\$1,622,000.00	\$403,576.89	75.1%
FEDERAL SOURCES					
Federal Grants & Aid Received (+)	\$95,810.92	\$1,227,709.89	\$1,238,804.00	\$11,094.11	99.1%
Sub-total : FEDERAL SOURCES	\$95,810.92	\$1,227,709.89	\$1,238,804.00	\$11,094.11	99.1%
Total : REVENUE	\$10,897,005.49	\$31,298,084.20	\$33,004,862.00	\$1,706,777.80	94.8%
EXPENDITURES					
REGULAR K-12 PROGRAMS					
Salaries (-)	\$934,423.03	\$4,884,284.48	\$8,010,572.00	\$3,126,287.52	61.0%
Employee Benefits (-)	\$119,030.05	\$811,013.28	\$1,372,227.00	\$561,213.72	59.1%
Termination Benefits (-)	\$28,654.62	\$225,943.58	\$403,608.00	\$177,664.42	56.0%
Purchased Services (-)	\$7,622.53	\$94,484.38	\$220,600.00	\$126,115.62	42.8%
Supplies & Materials (-)	\$17,591.60	\$215,811.97	\$660,788.00	\$444,976.03	32.7%
Capital Expenditures (-)	\$1,268.99	\$144,046.44	\$258,600.00	\$114,553.56	55.7%
Other Objects (-)	\$652.28	\$739.35	\$1,200.00	\$460.65	61.6%
Non-Capitalized Equipment (-)	\$0.00	\$4,294.46	\$113,250.00	\$108,955.54	3.8%
Sub-total : REGULAR K-12 PROGRAMS	(\$1,109,243.10)	(\$6,380,617.94)	(\$11,040,845.00)	(\$4,660,227.06)	57.8%
PRE-K PROGRAMS					
Salaries (-)	\$29,520.52	\$158,054.64	\$278,422.00	\$120,367.36	56.8%
Employee Benefits (-)	\$9,286.87	\$52,171.58	\$72,205.00	\$20,033.42	72.3%
Supplies & Materials (-)	\$509.06	\$1,494.68	\$4,200.00	\$2,705.32	35.6%
Capital Expenditures (-)	\$0.00	\$1,837.70	\$1,850.00	\$12.30	99.3%
Non-Capitalized Equipment (-)	\$0.00	\$1,307.55	\$500.00	(\$807.55)	261.5%
Sub-total : PRE-K PROGRAMS	(\$39,316.45)	(\$214,866.15)	(\$357,177.00)	(\$142,310.85)	60.2%
SPECIAL ED PROGRAMS K-12					
Salaries (-)	\$157,547.20	\$839,311.18	\$1,350,598.00	\$511,286.82	62.1%
Employee Benefits (-)	\$35,948.54	\$207,800.67	\$363,836.00	\$156,035.33	57.1%
Purchased Services (-)	\$1,738.10	\$3,259.82	\$800.00	(\$2,459.82)	407.5%
Supplies & Materials (-)	\$8.19	\$561.19	\$3,500.00	\$2,938.81	16.0%
Capital Expenditures (-)	\$0.00	\$2,641.31	\$5,500.00	\$2,858.69	48.0%
Other Objects (-)	\$0.00	\$250.00	\$200.00	(\$50.00)	125.0%

Operating Statement with Budget

Lincolnwood School District 74

Treasurers Report FUND- All Funds For the Period 03/01/2024 through 03/31/2024

Fiscal Year: 2023-2024

	<u>03/01/2024 - 03/31/2024</u>	<u>Year To Date</u>	<u>Budget</u>	<u>Budget Balance</u>	
Non-Capital Equipment (-)	\$0.00	\$351.63	\$3,500.00	\$3,148.37	10.0%
Sub-total : SPECIAL ED PROGRAMS K-12	(\$195,242.03)	(\$1,054,175.80)	(\$1,727,934.00)	(\$673,758.20)	61.0%
REMEDIAL & SUPPLEMENTAL K-12					
Salaries (-)	\$70,588.59	\$374,357.07	\$606,768.00	\$232,410.93	61.7%
Employee Benefits (-)	\$10,057.30	\$63,318.89	\$98,830.00	\$35,511.11	64.1%
Purchased Services (-)	\$0.00	\$59,710.00	\$53,490.00	(\$6,220.00)	111.6%
Supplies & Materials (-)	\$0.00	\$563.88	\$9,965.00	\$9,401.12	5.7%
Sub-total : REMEDIAL & SUPPLEMENTAL K-12	(\$80,645.89)	(\$497,949.84)	(\$769,053.00)	(\$271,103.16)	64.7%
INTERSCHOLASTIC PROGRAMS					
Salaries (-)	\$36,682.66	\$77,211.59	\$100,000.00	\$22,788.41	77.2%
Employee Benefits (-)	\$2,078.92	\$3,984.57	\$4,300.00	\$315.43	92.7%
Supplies & Materials (-)	\$1,440.24	\$6,580.06	\$6,500.00	(\$80.06)	101.2%
Capital Expenditures (-)	\$0.00	\$0.00	\$1,500.00	\$1,500.00	0.0%
Other Objects (-)	\$0.00	\$3,675.00	\$3,500.00	(\$175.00)	105.0%
Sub-total : INTERSCHOLASTIC PROGRAMS	(\$40,201.82)	(\$91,451.22)	(\$115,800.00)	(\$24,348.78)	79.0%
SUMMER SCHOOL PROGRAMS					
Salaries (-)	\$0.00	\$37,467.38	\$71,000.00	\$33,532.62	52.8%
Employee Benefits (-)	\$0.00	\$1,654.88	\$3,545.00	\$1,890.12	46.7%
Supplies & Materials (-)	\$0.00	\$0.00	\$2,500.00	\$2,500.00	0.0%
Sub-total : SUMMER SCHOOL PROGRAMS	\$0.00	(\$39,122.26)	(\$77,045.00)	(\$37,922.74)	50.8%
GIFTED PROGRAMS					
Salaries (-)	\$57,978.21	\$309,376.62	\$502,478.00	\$193,101.38	61.6%
Employee Benefits (-)	\$9,732.37	\$59,311.45	\$93,752.00	\$34,440.55	63.3%
Supplies & Materials (-)	\$0.00	\$2,413.32	\$3,950.00	\$1,536.68	61.1%
Sub-total : GIFTED PROGRAMS	(\$67,710.58)	(\$371,101.39)	(\$600,180.00)	(\$229,078.61)	61.8%
BILINGUAL PROGRAMS					
Salaries (-)	\$82,213.06	\$429,337.66	\$689,408.00	\$260,070.34	62.3%
Employee Benefits (-)	\$10,106.73	\$64,482.10	\$110,064.00	\$45,581.90	58.6%
Purchased Services (-)	\$0.00	\$0.00	\$3,200.00	\$3,200.00	0.0%
Supplies & Materials (-)	\$129.77	\$1,159.98	\$10,000.00	\$8,840.02	11.6%
Sub-total : BILINGUAL PROGRAMS	(\$92,449.56)	(\$494,979.74)	(\$812,672.00)	(\$317,692.26)	60.9%
ATTENDANCE & SOCIAL WORK					
Salaries (-)	\$47,785.80	\$254,857.60	\$414,143.00	\$159,285.40	61.5%
Employee Benefits (-)	\$4,348.19	\$28,051.64	\$47,683.00	\$19,631.36	58.8%
Purchased Services (-)	\$0.00	\$0.00	\$300.00	\$300.00	0.0%
Supplies & Materials (-)	\$0.00	\$1,145.04	\$2,000.00	\$854.96	57.3%
Sub-total : ATTENDANCE & SOCIAL WORK	(\$52,133.99)	(\$284,054.28)	(\$464,126.00)	(\$180,071.72)	61.2%
HEALTH SERVICES					
Salaries (-)	\$18,423.29	\$111,511.08	\$173,000.00	\$61,488.92	64.5%
Employee Benefits (-)	\$5,094.68	\$25,611.31	\$60,611.00	\$34,999.69	42.3%

Operating Statement with Budget

Lincolnwood School District 74

Treasurers Report FUND- All Funds For the Period 03/01/2024 through 03/31/2024

Fiscal Year: 2023-2024

	<u>03/01/2024 - 03/31/2024</u>	<u>Year To Date</u>	<u>Budget</u>	<u>Budget Balance</u>	
Purchased Services (-)	\$11,544.75	\$66,087.25	\$80,500.00	\$14,412.75	82.1%
Supplies & Materials (-)	\$7,666.32	\$10,698.16	\$5,400.00	(\$5,298.16)	198.1%
Capital Expenditures (-)	\$0.00	\$0.00	\$3,000.00	\$3,000.00	0.0%
Other Objects (-)	\$0.00	\$400.00	\$750.00	\$350.00	53.3%
Non-Capital Equipment (-)	\$0.00	\$74.24	\$1,500.00	\$1,425.76	4.9%
Sub-total : HEALTH SERVICES	(\$42,729.04)	(\$214,382.04)	(\$324,761.00)	(\$110,378.96)	66.0%
PSYCHOLOGICAL SERVICES					
Salaries (-)	\$21,401.31	\$114,140.32	\$185,478.00	\$71,337.68	61.5%
Employee Benefits (-)	\$3,455.20	\$23,119.17	\$39,511.00	\$16,391.83	58.5%
Purchased Services (-)	\$0.00	\$1,035.30	\$2,300.00	\$1,264.70	45.0%
Supplies & Materials (-)	\$0.00	\$33.88	\$1,400.00	\$1,366.12	2.4%
Sub-total : PSYCHOLOGICAL SERVICES	(\$24,856.51)	(\$138,328.67)	(\$228,689.00)	(\$90,360.33)	60.5%
SPEECH PATHOLOGY & AUDIOLOGY					
Salaries (-)	\$29,021.97	\$158,365.89	\$284,658.00	\$126,292.11	55.6%
Employee Benefits (-)	\$3,722.38	\$24,702.51	\$42,774.00	\$18,071.49	57.8%
Purchased Services (-)	\$12,600.00	\$28,933.10	\$2,000.00	(\$26,933.10)	1446.7%
Supplies & Materials (-)	\$0.00	\$445.74	\$1,450.00	\$1,004.26	30.7%
Sub-total : SPEECH PATHOLOGY & AUDIOLOGY	(\$45,344.35)	(\$212,447.24)	(\$330,882.00)	(\$118,434.76)	64.2%
OTHER SUPPORT SERVICES - PUPILS					
Salaries (-)	\$14,488.34	\$70,684.65	\$86,000.00	\$15,315.35	82.2%
Employee Benefits (-)	\$965.43	\$4,428.53	\$5,870.00	\$1,441.47	75.4%
Sub-total : OTHER SUPPORT SERVICES - PUPILS	(\$15,453.77)	(\$75,113.18)	(\$91,870.00)	(\$16,756.82)	81.8%
IMPROVEMENT OF INSTRUCTION					
Salaries (-)	\$41,606.24	\$285,475.78	\$377,126.00	\$91,650.22	75.7%
Employee Benefits (-)	\$5,616.76	\$45,625.49	\$62,781.00	\$17,155.51	72.7%
Purchased Services (-)	\$3,115.80	\$39,833.62	\$67,785.00	\$27,951.38	58.8%
Supplies & Materials (-)	\$13,960.53	\$14,178.85	\$2,000.00	(\$12,178.85)	708.9%
Other Objects (-)	\$0.00	\$0.00	\$4,425.00	\$4,425.00	0.0%
Sub-total : IMPROVEMENT OF INSTRUCTION	(\$64,299.33)	(\$385,113.74)	(\$514,117.00)	(\$129,003.26)	74.9%
EDUCATIONAL MEDIA					
Salaries (-)	\$32,013.73	\$173,847.11	\$283,667.00	\$109,819.89	61.3%
Employee Benefits (-)	\$3,004.10	\$19,504.54	\$33,184.00	\$13,679.46	58.8%
Supplies & Materials (-)	\$4,543.91	\$17,686.11	\$19,000.00	\$1,313.89	93.1%
Non-Capital Equipment (-)	\$0.00	\$0.00	\$500.00	\$500.00	0.0%
Sub-total : EDUCATIONAL MEDIA	(\$39,561.74)	(\$211,037.76)	(\$336,351.00)	(\$125,313.24)	62.7%
ASSESSMENT & TESTING					
Purchased Services (-)	\$0.00	\$45,492.30	\$45,493.00	\$0.70	100.0%
Supplies & Materials (-)	\$0.00	\$0.00	\$100.00	\$100.00	0.0%
Sub-total : ASSESSMENT & TESTING	\$0.00	(\$45,492.30)	(\$45,593.00)	(\$100.70)	99.8%
ADMIN SERVICES - BOARD OF ED					

Operating Statement with Budget

Lincolnwood School District 74

Treasurers Report FUND- All Funds For the Period 03/01/2024 through 03/31/2024

Fiscal Year: 2023-2024

	<u>03/01/2024 - 03/31/2024</u>	<u>Year To Date</u>	<u>Budget</u>	<u>Budget Balance</u>	
Employee Benefits (-)	\$0.00	\$9,571.23	\$3,550.00	(\$6,021.23)	269.6%
Purchased Services (-)	\$10,370.13	\$123,372.13	\$230,000.00	\$106,627.87	53.6%
Supplies & Materials (-)	\$1,066.59	\$1,369.06	\$2,500.00	\$1,130.94	54.8%
Other Objects (-)	\$0.00	\$470.00	\$16,000.00	\$15,530.00	2.9%
Sub-total : ADMIN SERVICES - BOARD OF ED	(\$11,436.72)	(\$134,782.42)	(\$252,050.00)	(\$117,267.58)	53.5%
SUPERINTENDENT					
Salaries (-)	\$29,923.92	\$200,481.81	\$270,330.00	\$69,848.19	74.2%
Employee Benefits (-)	\$4,092.41	\$44,402.42	\$57,282.00	\$12,879.58	77.5%
Purchased Services (-)	\$406.02	\$3,204.03	\$7,500.00	\$4,295.97	42.7%
Supplies & Materials (-)	\$271.86	\$818.32	\$2,300.00	\$1,481.68	35.6%
Other Objects (-)	\$0.00	\$447.97	\$3,500.00	\$3,052.03	12.8%
Sub-total : SUPERINTENDENT	(\$34,694.21)	(\$249,354.55)	(\$340,912.00)	(\$91,557.45)	73.1%
ADMIN SERVICES - SPECIAL ED					
Salaries (-)	\$17,642.97	\$117,619.80	\$153,103.00	\$35,483.20	76.8%
Employee Benefits (-)	\$4,098.53	\$34,615.47	\$46,285.00	\$11,669.53	74.8%
Other Objects (-)	\$0.00	\$0.00	\$750.00	\$750.00	0.0%
Sub-total : ADMIN SERVICES - SPECIAL ED	(\$21,741.50)	(\$152,235.27)	(\$200,138.00)	(\$47,902.73)	76.1%
WORKERS COMPENSATION INSURANCE					
Purchased Services (-)	\$0.00	\$8,655.00	\$75,800.00	\$67,145.00	11.4%
Sub-total : WORKERS COMPENSATION INSURANCE	\$0.00	(\$8,655.00)	(\$75,800.00)	(\$67,145.00)	11.4%
PROPERTY INSURANCE					
Purchased Services (-)	\$0.00	\$0.00	\$120,000.00	\$120,000.00	0.0%
Sub-total : PROPERTY INSURANCE	\$0.00	\$0.00	(\$120,000.00)	(\$120,000.00)	0.0%
PRINCIPAL					
Salaries (-)	\$81,025.00	\$545,416.59	\$710,378.00	\$164,961.41	76.8%
Employee Benefits (-)	\$19,288.30	\$164,288.49	\$235,906.00	\$71,617.51	69.6%
Purchased Services (-)	\$104.56	\$3,142.39	\$5,050.00	\$1,907.61	62.2%
Supplies & Materials (-)	\$0.00	\$1,052.09	\$4,000.00	\$2,947.91	26.3%
Capital Expenditures (-)	\$0.00	\$0.00	\$1,000.00	\$1,000.00	0.0%
Other Objects (-)	\$429.00	\$2,054.99	\$2,400.00	\$345.01	85.6%
Sub-total : PRINCIPAL	(\$100,846.86)	(\$715,954.55)	(\$958,734.00)	(\$242,779.45)	74.7%
OPERATION OF BUSINESS SERVICES					
Salaries (-)	\$22,823.34	\$152,155.60	\$197,803.00	\$45,647.40	76.9%
Employee Benefits (-)	\$3,052.21	\$25,410.89	\$33,823.00	\$8,412.11	75.1%
Other Objects (-)	\$0.00	\$1,453.79	\$1,300.00	(\$153.79)	111.8%
Sub-total : OPERATION OF BUSINESS SERVICES	(\$25,875.55)	(\$179,020.28)	(\$232,926.00)	(\$53,905.72)	76.9%
FISCAL SERVICES					
Salaries (-)	\$28,070.82	\$187,202.15	\$243,583.00	\$56,380.85	76.9%
Employee Benefits (-)	\$9,696.52	\$76,458.32	\$101,468.00	\$25,009.68	75.4%
Purchased Services (-)	\$426.08	\$2,481.22	\$108,600.00	\$106,118.78	2.3%

Operating Statement with Budget

Lincolnwood School District 74

Treasurers Report FUND- All Funds For the Period 03/01/2024 through 03/31/2024

Fiscal Year: 2023-2024

	<u>03/01/2024 - 03/31/2024</u>	<u>Year To Date</u>	<u>Budget</u>	<u>Budget Balance</u>	
Supplies & Materials (-)	\$534.66	\$3,385.01	\$5,500.00	\$2,114.99	61.5%
Other Objects (-)	\$1,672.86	\$15,364.79	\$29,900.00	\$14,535.21	51.4%
Sub-total : FISCAL SERVICES	(\$40,400.94)	(\$284,891.49)	(\$489,051.00)	(\$204,159.51)	58.3%
FACILITY ACQUISITION & CONSTRUCTION					
Purchased Services (-)	\$127,698.18	\$437,256.49	\$315,504.00	(\$121,752.49)	138.6%
Capital Expenditures (-)	\$0.00	\$1,422,945.46	\$1,689,139.00	\$266,193.54	84.2%
Sub-total : FACILITY ACQUISITION & CONSTRUCTION	(\$127,698.18)	(\$1,860,201.95)	(\$2,004,643.00)	(\$144,441.05)	92.8%
OPERATION & MAINTENANCE OF PLANT					
Salaries (-)	\$77,216.07	\$441,704.34	\$542,404.00	\$100,699.66	81.4%
Employee Benefits (-)	\$17,622.25	\$127,470.39	\$175,110.00	\$47,639.61	72.8%
Purchased Services (-)	\$77,249.80	\$889,777.25	\$1,011,473.00	\$121,695.75	88.0%
Supplies & Materials (-)	\$32,940.78	\$425,458.86	\$408,966.00	(\$16,492.86)	104.0%
Capital Expenditures (-)	\$40,578.62	\$1,378,548.95	\$1,588,362.00	\$209,813.05	86.8%
Other Objects (-)	\$0.00	\$657.00	\$1,000.00	\$343.00	65.7%
Non-Capitalized Equipment (-)	\$0.00	\$221.95	\$6,500.00	\$6,278.05	3.4%
Sub-total : OPERATION & MAINTENANCE OF PLANT	(\$245,607.52)	(\$3,263,838.74)	(\$3,733,815.00)	(\$469,976.26)	87.4%
PUPIL TRANSPORTATION					
Purchased Services (-)	\$173,467.05	\$1,089,046.71	\$1,451,000.00	\$361,953.29	75.1%
Sub-total : PUPIL TRANSPORTATION	(\$173,467.05)	(\$1,089,046.71)	(\$1,451,000.00)	(\$361,953.29)	75.1%
FOOD SERVICES					
Salaries (-)	\$36,402.01	\$192,456.84	\$259,800.00	\$67,343.16	74.1%
Employee Benefits (-)	\$13,162.19	\$80,150.89	\$134,163.00	\$54,012.11	59.7%
Purchased Services (-)	\$0.00	\$29.58	\$17,000.00	\$16,970.42	0.2%
Supplies & Materials (-)	\$41,359.51	\$232,296.16	\$262,500.00	\$30,203.84	88.5%
Capital Expenditures (-)	\$0.00	\$0.00	\$8,000.00	\$8,000.00	0.0%
Other Objects (-)	\$99.00	\$897.00	\$800.00	(\$97.00)	112.1%
Non-Capitalized Equipment (-)	\$0.00	\$1,977.53	\$4,000.00	\$2,022.47	49.4%
Termination Benefits (-)	\$0.00	\$37,276.18	\$32,000.00	(\$5,276.18)	116.5%
Sub-total : FOOD SERVICES	(\$91,022.71)	(\$545,084.18)	(\$718,263.00)	(\$173,178.82)	75.9%
INTERNAL SERVICES					
Purchased Services (-)	\$2,161.63	\$16,955.89	\$24,500.00	\$7,544.11	69.2%
Supplies & Materials (-)	\$0.00	\$999.89	\$1,500.00	\$500.11	66.7%
Sub-total : INTERNAL SERVICES	(\$2,161.63)	(\$17,955.78)	(\$26,000.00)	(\$8,044.22)	69.1%
INFORMATION SERVICES					
Salaries (-)	\$9,061.62	\$60,410.80	\$78,534.00	\$18,123.20	76.9%
Employee Benefits (-)	\$4,298.37	\$35,189.14	\$47,297.00	\$12,107.86	74.4%
Purchased Services (-)	\$89.99	\$8,453.99	\$30,500.00	\$22,046.01	27.7%
Supplies & Materials (-)	(\$1,905.97)	\$8,035.70	\$8,000.00	(\$35.70)	100.4%
Capital Expenditures (-)	\$0.00	\$513.54	\$0.00	(\$513.54)	0.0%
Other Objects (-)	\$0.00	\$670.00	\$500.00	(\$170.00)	134.0%

Operating Statement with Budget

Lincolnwood School District 74

Treasurers Report FUND- All Funds For the Period 03/01/2024 through 03/31/2024

Fiscal Year: 2023-2024

	<u>03/01/2024 - 03/31/2024</u>	<u>Year To Date</u>	<u>Budget</u>	<u>Budget Balance</u>	
Sub-total : INFORMATION SERVICES	(\$11,544.01)	(\$113,273.17)	(\$164,831.00)	(\$51,557.83)	68.7%
OTHER SUPPORT SERVICES - ADMIN					
Salaries (-)	\$65,652.69	\$426,215.64	\$554,265.00	\$128,049.36	76.9%
Employee Benefits (-)	\$17,573.49	\$127,755.86	\$170,323.00	\$42,567.14	75.0%
Purchased Services (-)	\$0.00	\$0.00	\$500.00	\$500.00	0.0%
Supplies & Materials (-)	\$0.00	\$0.00	\$200.00	\$200.00	0.0%
Other Objects (-)	\$0.00	\$0.00	\$500.00	\$500.00	0.0%
Sub-total : OTHER SUPPORT SERVICES - ADMIN	(\$83,226.18)	(\$553,971.50)	(\$725,788.00)	(\$171,816.50)	76.3%
COMMUNITY SERVICES					
Purchased Services (-)	\$0.00	\$0.00	\$1,000.00	\$1,000.00	0.0%
Supplies & Materials (-)	\$2,882.10	\$2,882.10	\$830.00	(\$2,052.10)	347.2%
Sub-total : COMMUNITY SERVICES	(\$2,882.10)	(\$2,882.10)	(\$1,830.00)	\$1,052.10	157.5%
PAYMENTS TO OTHER LEAs					
Purchased Services (-)	\$0.00	\$84,607.06	\$164,676.00	\$80,068.94	51.4%
Other Objects (-)	\$93,849.49	\$1,280,782.80	\$2,557,723.00	\$1,276,940.20	50.1%
Sub-total : PAYMENTS TO OTHER LEAs	(\$93,849.49)	(\$1,365,389.86)	(\$2,722,399.00)	(\$1,357,009.14)	50.2%
DEBT SERVICE - INTEREST					
Interest on Bonds Outstanding (-)	\$0.00	\$310,375.00	\$600,725.00	\$290,350.00	51.7%
Sub-total : DEBT SERVICE - INTEREST	\$0.00	(\$310,375.00)	(\$600,725.00)	(\$290,350.00)	51.7%
DEBT SERVICE - PRINCIPAL					
Principal Payments on Bonds Outstanding (-)	\$0.00	\$1,205,000.00	\$1,205,000.00	\$0.00	100.0%
Sub-total : DEBT SERVICE - PRINCIPAL	\$0.00	(\$1,205,000.00)	(\$1,205,000.00)	\$0.00	100.0%
DEBT SERVICE - OTHER					
Debt Service Fees (-)	\$2,000.00	\$2,000.00	\$0.00	(\$2,000.00)	0.0%
Sub-total : DEBT SERVICE - OTHER	(\$2,000.00)	(\$2,000.00)	\$0.00	\$2,000.00	0.0%
Total : EXPENDITURES	(\$2,977,642.81)	(\$22,764,146.10)	(\$33,861,000.00)	(\$11,096,853.90)	67.2%
OTHER FINANCING SOURCES & USES					
TRANSFERS FROM OTHER FUNDS					
Transfers Received (+)	\$0.00	\$2,000,000.00	\$0.00	(\$2,000,000.00)	0.0%
Sub-total : TRANSFERS FROM OTHER FUNDS	\$0.00	\$2,000,000.00	\$0.00	(\$2,000,000.00)	0.0%
TRANSFERS TO OTHER FUNDS					
Transfers Sent (-)	\$0.00	\$2,000,000.00	\$0.00	(\$2,000,000.00)	0.0%
Sub-total : TRANSFERS TO OTHER FUNDS	\$0.00	(\$2,000,000.00)	\$0.00	\$2,000,000.00	0.0%
Total : OTHER FINANCING SOURCES & USES	\$0.00	\$0.00	\$0.00	\$0.00	0.0%

Lincolnwood School District 74

Treasurers Report FUND- All Funds For the Period 03/01/2024 through 03/31/2024

Fiscal Year: 2023-2024

	<u>03/01/2024 - 03/31/2024</u>	<u>Year To Date</u>	<u>Budget</u>	<u>Budget Balance</u>	
NET INCREASE (DECREASE)	\$7,919,362.68	\$8,533,938.10	(\$856,138.00)	(\$9,390,076.10)	996.8%

End of Report

Lincolnwood School District 74

General Ledger - OBJECT REPORT

Fiscal Year: 2023-2024 From Date:3/1/2024 To Date:3/31/2024

Account Mask: ??????????????????

Account Type: EXPENDITURE

Print accounts with zero balance Include Inactive Accounts Include PreEncumbrance

FUND / TYPE / FUNCTION / OBJECT	Preliminary 2024	Range To Date	Year To Date	Encumbrance	Budget Balance
10 - EDUCATIONAL					
0 - EXPENDITURES					
1100 - REGULAR K-12 PROGRAMS					
100 - SALARIES	\$8,010,572.00	\$934,423.03	\$4,884,284.48	\$2,948,333.43	\$177,954.09
200 - EMPLOYEE BENEFITS	\$1,245,577.00	\$103,916.52	\$733,842.03	\$500,057.58	\$11,677.39
300 - PURCHASED SERVICES	\$220,600.00	\$7,622.53	\$94,484.38	\$232.00	\$125,883.62
400 - SUPPLIES & MATERIALS	\$660,788.00	\$17,591.60	\$215,811.97	\$14,622.56	\$430,353.47
500 - CAPITAL OUTLAY	\$258,600.00	\$1,268.99	\$144,046.44	\$0.00	\$114,553.56
600 - OTHER OBJECTS	\$1,200.00	\$652.28	\$739.35	\$0.00	\$460.65
700 - NON-CAPITAL EQUIPMENT	\$113,250.00	\$0.00	\$4,294.46	\$219,766.00	(\$110,810.46)
800 - TERMINATION/VACATION PAYMENTS	\$403,608.00	\$28,654.62	\$225,943.58	\$47,480.39	\$130,184.03
1125 - PRE-K PROGRAMS					
100 - SALARIES	\$278,422.00	\$29,520.52	\$158,054.64	\$86,190.52	\$34,176.84
200 - EMPLOYEE BENEFITS	\$60,905.00	\$8,017.46	\$45,573.59	\$19,555.05	(\$4,223.64)
400 - SUPPLIES & MATERIALS	\$4,200.00	\$509.06	\$1,494.68	\$8.52	\$2,696.80
500 - CAPITAL OUTLAY	\$1,850.00	\$0.00	\$1,837.70	\$0.00	\$12.30
700 - NON-CAPITAL EQUIPMENT	\$500.00	\$0.00	\$1,307.55	\$0.00	(\$807.55)
1200 - SPECIAL ED PROGRAMS K-12					
100 - SALARIES	\$1,350,598.00	\$157,547.20	\$839,311.18	\$438,702.28	\$72,584.54
200 - EMPLOYEE BENEFITS	\$298,046.00	\$26,164.49	\$157,341.48	\$80,530.17	\$60,174.35
300 - PURCHASED SERVICES	\$800.00	\$1,738.10	\$3,259.82	\$0.00	(\$2,459.82)
400 - SUPPLIES & MATERIALS	\$3,500.00	\$8.19	\$561.19	\$253.67	\$2,685.14
500 - CAPITAL OUTLAY	\$5,500.00	\$0.00	\$2,641.31	\$0.00	\$2,858.69
600 - OTHER OBJECTS	\$200.00	\$0.00	\$250.00	\$0.00	(\$50.00)
700 - NON-CAPITAL EQUIPMENT	\$3,500.00	\$0.00	\$351.63	\$0.00	\$3,148.37
1250 - REMEDIAL & SUPPLEMENTAL K-12					
100 - SALARIES	\$606,768.00	\$70,588.59	\$374,357.07	\$235,295.55	(\$2,884.62)
200 - EMPLOYEE BENEFITS	\$90,559.00	\$9,081.14	\$58,189.44	\$42,531.35	(\$10,161.79)
300 - PURCHASED SERVICES	\$53,490.00	\$0.00	\$59,710.00	\$0.00	(\$6,220.00)
400 - SUPPLIES & MATERIALS	\$9,965.00	\$0.00	\$563.88	\$111.72	\$9,289.40
1500 - INTERSCHOLASTIC PROGRAMS					
100 - SALARIES	\$100,000.00	\$36,682.66	\$77,211.59	\$3,872.99	\$18,915.42
200 - EMPLOYEE BENEFITS	\$1,100.00	\$352.08	\$761.05	\$43.00	\$295.95
400 - SUPPLIES & MATERIALS	\$6,500.00	\$1,440.24	\$6,580.06	\$280.00	(\$360.06)

Lincolnwood School District 74

General Ledger - OBJECT REPORT

Fiscal Year: 2023-2024 From Date:3/1/2024 To Date:3/31/2024

Account Mask: ????????????????????

Account Type: EXPENDITURE

Print accounts with zero balance
 Include Inactive Accounts
 Include PreEncumbrance

FUND / TYPE / FUNCTION / OBJECT	Preliminary 2024	Range To Date	Year To Date	Encumbrance	Budget Balance
500 - CAPITAL OUTLAY	\$1,500.00	\$0.00	\$0.00	\$0.00	\$1,500.00
600 - OTHER OBJECTS	\$3,500.00	\$0.00	\$3,675.00	\$0.00	(\$175.00)
1600 - SUMMER SCHOOL PROGRAMS					
100 - SALARIES	\$71,000.00	\$0.00	\$37,467.38	\$0.00	\$33,532.62
200 - EMPLOYEE BENEFITS	\$1,145.00	\$0.00	\$496.32	\$0.00	\$648.68
400 - SUPPLIES & MATERIALS	\$2,500.00	\$0.00	\$0.00	\$0.00	\$2,500.00
1650 - GIFTED PROGRAMS					
100 - SALARIES	\$502,478.00	\$57,978.21	\$309,376.62	\$193,260.88	(\$159.50)
200 - EMPLOYEE BENEFITS	\$86,949.00	\$8,939.97	\$55,131.14	\$43,204.80	(\$11,386.94)
400 - SUPPLIES & MATERIALS	\$3,950.00	\$0.00	\$2,413.32	\$353.24	\$1,183.44
1800 - BILINGUAL PROGRAMS					
100 - SALARIES	\$689,408.00	\$82,213.06	\$429,337.66	\$264,801.13	(\$4,730.79)
200 - EMPLOYEE BENEFITS	\$100,030.00	\$8,889.18	\$58,414.59	\$40,876.03	\$739.38
300 - PURCHASED SERVICES	\$3,200.00	\$0.00	\$0.00	\$0.00	\$3,200.00
400 - SUPPLIES & MATERIALS	\$10,000.00	\$129.77	\$1,159.98	\$0.00	\$8,840.02
2110 - ATTENDANCE & SOCIAL WORK					
100 - SALARIES	\$414,143.00	\$47,785.80	\$254,857.60	\$159,285.40	\$0.00
200 - EMPLOYEE BENEFITS	\$41,899.00	\$3,674.21	\$24,487.07	\$17,138.65	\$273.28
300 - PURCHASED SERVICES	\$300.00	\$0.00	\$0.00	\$247.50	\$52.50
400 - SUPPLIES & MATERIALS	\$2,000.00	\$0.00	\$1,145.04	\$0.00	\$854.96
2130 - HEALTH SERVICES					
100 - SALARIES	\$173,000.00	\$18,423.29	\$111,511.08	\$30,564.15	\$30,924.77
200 - EMPLOYEE BENEFITS	\$36,101.00	\$2,298.27	\$8,937.97	\$3,832.45	\$23,330.58
300 - PURCHASED SERVICES	\$80,500.00	\$11,544.75	\$66,087.25	\$0.00	\$14,412.75
400 - SUPPLIES & MATERIALS	\$5,400.00	\$7,666.32	\$10,698.16	\$0.00	(\$5,298.16)
500 - CAPITAL OUTLAY	\$3,000.00	\$0.00	\$0.00	\$0.00	\$3,000.00
600 - OTHER OBJECTS	\$750.00	\$0.00	\$400.00	\$0.00	\$350.00
700 - NON-CAPITAL EQUIPMENT	\$1,500.00	\$0.00	\$74.24	\$0.00	\$1,425.76
2140 - PSYCHOLOGICAL SERVICES					
100 - SALARIES	\$185,478.00	\$21,401.31	\$114,140.32	\$71,337.68	\$0.00
200 - EMPLOYEE BENEFITS	\$37,026.00	\$3,161.57	\$21,580.84	\$15,257.70	\$187.46
300 - PURCHASED SERVICES	\$2,300.00	\$0.00	\$1,035.30	\$76.70	\$1,188.00
400 - SUPPLIES & MATERIALS	\$1,400.00	\$0.00	\$33.88	\$0.00	\$1,366.12
2150 - SPEECH PATHOLOGY & AUDIOLOGY					
100 - SALARIES	\$284,658.00 ¹⁶	\$29,021.97	\$158,365.89	\$96,740.16	\$29,551.95

Lincolnwood School District 74

General Ledger - OBJECT REPORT

Fiscal Year: 2023-2024 From Date:3/1/2024 To Date:3/31/2024

Account Mask: ??????????????????

Account Type: EXPENDITURE

Print accounts with zero balance
 Include Inactive Accounts
 Include PreEncumbrance

FUND / TYPE / FUNCTION / OBJECT	Preliminary 2024	Range To Date	Year To Date	Encumbrance	Budget Balance
200 - EMPLOYEE BENEFITS	\$38,931.00	\$3,325.38	\$22,572.73	\$15,877.20	\$481.07
300 - PURCHASED SERVICES	\$2,000.00	\$12,600.00	\$28,933.10	\$0.00	(\$26,933.10)
400 - SUPPLIES & MATERIALS	\$1,450.00	\$0.00	\$445.74	\$61.18	\$943.08
2190 - OTHER SUPPORT SERVICES - PUPILS					
100 - SALARIES	\$86,000.00	\$14,488.34	\$70,684.65	\$11,847.91	\$3,467.44
200 - EMPLOYEE BENEFITS	\$450.00	\$65.81	\$331.37	\$81.66	\$36.97
2210 - IMPROVEMENT OF INSTRUCTION					
100 - SALARIES	\$377,126.00	\$41,606.24	\$285,475.78	\$79,285.98	\$12,364.24
200 - EMPLOYEE BENEFITS	\$48,534.00	\$3,967.22	\$34,621.91	\$10,564.55	\$3,347.54
300 - PURCHASED SERVICES	\$67,785.00	\$3,115.80	\$39,833.62	\$0.00	\$27,951.38
400 - SUPPLIES & MATERIALS	\$2,000.00	\$13,960.53	\$14,178.85	\$0.00	(\$12,178.85)
600 - OTHER OBJECTS	\$4,425.00	\$0.00	\$0.00	\$0.00	\$4,425.00
2220 - EDUCATIONAL MEDIA					
100 - SALARIES	\$283,667.00	\$32,013.73	\$173,847.11	\$108,385.79	\$1,434.10
200 - EMPLOYEE BENEFITS	\$29,216.00	\$2,551.36	\$17,080.61	\$11,955.71	\$179.68
400 - SUPPLIES & MATERIALS	\$19,000.00	\$4,543.91	\$17,686.11	\$3,321.06	(\$2,007.17)
700 - NON-CAPITAL EQUIPMENT	\$500.00	\$0.00	\$0.00	\$0.00	\$500.00
2230 - ASSESSMENT & TESTING					
300 - PURCHASED SERVICES	\$45,493.00	\$0.00	\$45,492.30	\$0.00	\$0.70
400 - SUPPLIES & MATERIALS	\$100.00	\$0.00	\$0.00	\$0.00	\$100.00
2310 - BOARD OF EDUCATION					
200 - EMPLOYEE BENEFITS	\$3,550.00	\$0.00	\$9,571.23	\$0.00	(\$6,021.23)
300 - PURCHASED SERVICES	\$230,000.00	\$10,370.13	\$123,372.13	\$0.00	\$106,627.87
400 - SUPPLIES & MATERIALS	\$2,500.00	\$1,066.59	\$1,369.06	\$0.00	\$1,130.94
600 - OTHER OBJECTS	\$16,000.00	\$0.00	\$470.00	\$0.00	\$15,530.00
2320 - SUPERINTENDENT					
100 - SALARIES	\$270,330.00	\$29,923.92	\$200,481.81	\$59,847.84	\$10,000.35
200 - EMPLOYEE BENEFITS	\$53,282.00	\$3,659.52	\$41,504.48	\$10,253.49	\$1,524.03
300 - PURCHASED SERVICES	\$7,500.00	\$406.02	\$3,204.03	\$0.00	\$4,295.97
400 - SUPPLIES & MATERIALS	\$2,300.00	\$271.86	\$818.32	\$0.00	\$1,481.68
600 - OTHER OBJECTS	\$3,500.00	\$0.00	\$447.97	\$0.00	\$3,052.03
2330 - ADMINISTRATIVE SERVICES SPECIAL ED					
100 - SALARIES	\$153,103.00	\$17,642.97	\$117,619.80	\$35,285.84	\$197.36
200 - EMPLOYEE BENEFITS	\$41,382.00	\$3,530.27	\$30,888.89	\$10,212.14	\$280.97
600 - OTHER OBJECTS	\$750.00 ¹⁷	\$0.00	\$0.00	\$0.00	\$750.00

Lincolnwood School District 74

General Ledger - OBJECT REPORT

Fiscal Year: 2023-2024 From Date:3/1/2024 To Date:3/31/2024

Account Mask: ????????????????????

Account Type: EXPENDITURE

Print accounts with zero balance
 Include Inactive Accounts
 Include PreEncumbrance

FUND / TYPE / FUNCTION / OBJECT	Preliminary 2024	Range To Date	Year To Date	Encumbrance	Budget Balance
2410 - PRINCIPAL					
100 - SALARIES	\$710,378.00	\$81,025.00	\$545,416.59	\$155,833.01	\$9,128.40
200 - EMPLOYEE BENEFITS	\$202,588.00	\$15,431.91	\$138,630.02	\$40,025.71	\$23,932.27
300 - PURCHASED SERVICES	\$5,050.00	\$104.56	\$3,142.39	\$0.00	\$1,907.61
400 - SUPPLIES & MATERIALS	\$4,000.00	\$0.00	\$1,052.09	\$0.00	\$2,947.91
500 - CAPITAL OUTLAY	\$1,000.00	\$0.00	\$0.00	\$0.00	\$1,000.00
600 - OTHER OBJECTS	\$2,400.00	\$429.00	\$2,054.99	\$0.00	\$345.01
2510 - DIRECTION OF BUSINESS SUPPORT SERVICES					
100 - SALARIES	\$197,803.00	\$22,823.34	\$152,155.60	\$45,646.58	\$0.82
200 - EMPLOYEE BENEFITS	\$30,973.00	\$2,723.48	\$23,221.01	\$7,617.45	\$134.54
600 - OTHER OBJECTS	\$1,300.00	\$0.00	\$1,453.79	\$0.00	(\$153.79)
2520 - FISCAL SERVICES					
100 - SALARIES	\$243,583.00	\$28,070.82	\$187,202.15	\$56,141.70	\$239.15
200 - EMPLOYEE BENEFITS	\$66,309.00	\$5,537.07	\$49,608.64	\$16,527.00	\$173.36
300 - PURCHASED SERVICES	\$108,600.00	\$426.08	\$2,481.22	\$0.00	\$106,118.78
400 - SUPPLIES & MATERIALS	\$5,500.00	\$534.66	\$3,385.01	\$0.00	\$2,114.99
600 - OTHER OBJECTS	\$29,900.00	\$1,672.86	\$15,364.79	\$0.00	\$14,535.21
2560 - FOOD SERVICES					
100 - SALARIES	\$259,800.00	\$36,402.01	\$192,456.84	\$54,758.40	\$12,584.76
200 - EMPLOYEE BENEFITS	\$93,105.00	\$7,912.57	\$49,464.76	\$16,069.35	\$27,570.89
300 - PURCHASED SERVICES	\$17,000.00	\$0.00	\$29.58	\$0.00	\$16,970.42
400 - SUPPLIES & MATERIALS	\$262,500.00	\$41,359.51	\$232,296.16	\$0.00	\$30,203.84
500 - CAPITAL OUTLAY	\$8,000.00	\$0.00	\$0.00	\$0.00	\$8,000.00
600 - OTHER OBJECTS	\$800.00	\$99.00	\$897.00	\$0.00	(\$97.00)
700 - NON-CAPITAL EQUIPMENT	\$4,000.00	\$0.00	\$1,977.53	\$0.00	\$2,022.47
800 - TERMINATION/VACATION PAYMENTS	\$32,000.00	\$0.00	\$37,276.18	\$0.00	(\$5,276.18)
2570 - INTERNAL SERVICES					
300 - PURCHASED SERVICES	\$24,500.00	\$2,161.63	\$16,955.89	\$0.00	\$7,544.11
400 - SUPPLIES & MATERIALS	\$1,500.00	\$0.00	\$999.89	\$0.00	\$500.11
2630 - INFORMATION SERVICES					
100 - SALARIES	\$78,534.00	\$9,061.62	\$60,410.80	\$18,123.20	\$0.00
200 - EMPLOYEE BENEFITS	\$34,788.00	\$2,886.57	\$25,918.58	\$8,633.76	\$235.66
300 - PURCHASED SERVICES	\$30,500.00	\$89.99	\$8,453.99	\$0.00	\$22,046.01
400 - SUPPLIES & MATERIALS	\$8,000.00	(\$1,905.97)	\$8,035.70	\$0.00	(\$35.70)
500 - CAPITAL OUTLAY	\$0.00 ¹⁸	\$0.00	\$513.54	\$0.00	(\$513.54)

Lincolnwood School District 74

General Ledger - OBJECT REPORT

Fiscal Year: 2023-2024 From Date:3/1/2024 To Date:3/31/2024

Account Mask: ????????????????????

Account Type: EXPENDITURE

Print accounts with zero balance
 Include Inactive Accounts
 Include PreEncumbrance

FUND / TYPE / FUNCTION / OBJECT	Preliminary 2024	Range To Date	Year To Date	Encumbrance	Budget Balance
600 - OTHER OBJECTS	\$500.00	\$0.00	\$670.00	\$0.00	(\$170.00)
2660 - OTHER SUPPORT SERVICES - PUPILS					
100 - SALARIES	\$554,265.00	\$65,652.69	\$426,215.64	\$127,882.18	\$167.18
200 - EMPLOYEE BENEFITS	\$109,878.00	\$10,387.13	\$82,561.84	\$24,134.38	\$3,181.78
300 - PURCHASED SERVICES	\$500.00	\$0.00	\$0.00	\$0.00	\$500.00
400 - SUPPLIES & MATERIALS	\$200.00	\$0.00	\$0.00	\$0.00	\$200.00
600 - OTHER OBJECTS	\$500.00	\$0.00	\$0.00	\$0.00	\$500.00
3000 - COMMUNITY SERVICES					
300 - PURCHASED SERVICES	\$1,000.00	\$0.00	\$0.00	\$0.00	\$1,000.00
400 - SUPPLIES & MATERIALS	\$830.00	\$2,882.10	\$2,882.10	\$0.00	(\$2,052.10)
4000 - PAYMENTS TO OTHER LEAS					
300 - PURCHASED SERVICES	\$0.00	\$0.00	\$12,000.00	\$0.00	(\$12,000.00)
4120 - PAYMENTS FOR SPECIAL ED PROGRAMS					
300 - PURCHASED SERVICES	\$164,676.00	\$0.00	\$72,607.06	\$0.00	\$92,068.94
600 - OTHER OBJECTS	\$2,557,723.00	\$93,849.49	\$1,280,782.80	\$0.00	\$1,276,940.20
10 - EDUCATIONAL Total:	\$24,181,070.00	\$2,367,633.70	\$14,683,136.97	\$6,503,216.32	\$2,994,716.71

Lincolnwood School District 74

General Ledger - OBJECT REPORT

Fiscal Year: 2023-2024 From Date:3/1/2024 To Date:3/31/2024

Account Mask: ??????????????????

Account Type: EXPENDITURE

Print accounts with zero balance
 Include Inactive Accounts
 Include PreEncumbrance

FUND / TYPE / FUNCTION / OBJECT	Preliminary 2024	Range To Date	Year To Date	Encumbrance	Budget Balance
20 - OPERATIONS & MAINTENANCE					
0 - EXPENDITURES					
2540 - OPERATIONS & MAINTENANCE OF PLANTS					
100 - SALARIES	\$542,404.00	\$77,216.07	\$441,704.34	\$120,998.36	(\$20,298.70)
200 - EMPLOYEE BENEFITS	\$92,037.00	\$7,023.20	\$62,824.57	\$20,904.93	\$8,307.50
300 - PURCHASED SERVICES	\$1,011,473.00	\$77,249.80	\$889,777.25	\$0.00	\$121,695.75
400 - SUPPLIES & MATERIALS	\$408,966.00	\$32,940.78	\$425,458.86	\$0.00	(\$16,492.86)
500 - CAPITAL OUTLAY	\$153,000.00	\$0.00	\$72,110.54	\$12,118.18	\$68,771.28
600 - OTHER OBJECTS	\$1,000.00	\$0.00	\$657.00	\$0.00	\$343.00
700 - NON-CAPITAL EQUIPMENT	\$6,500.00	\$0.00	\$221.95	\$0.00	\$6,278.05
20 - OPERATIONS & MAINTENANCE Total:	\$2,215,380.00	\$194,429.85	\$1,892,754.51	\$154,021.47	\$168,604.02

Lincolnwood School District 74

General Ledger - OBJECT REPORT

Fiscal Year: 2023-2024 From Date:3/1/2024 To Date:3/31/2024

Account Mask: ????????????????????

Account Type: EXPENDITURE

Print accounts with zero balance
 Include Inactive Accounts
 Include PreEncumbrance

FUND / TYPE / FUNCTION / OBJECT

Preliminary 2024 Range To Date Year To Date Encumbrance Budget Balance

30 - DEBT SERVICE

 0 - EXPENDITURES

 5140 - DEBT SERVICE - INTEREST PAYMENTS

600 - OTHER OBJECTS	\$600,725.00	\$0.00	\$310,375.00	\$0.00	\$290,350.00
---------------------	--------------	--------	--------------	--------	--------------

 5200 - INTEREST ON BONDS OUTSTANDING

600 - OTHER OBJECTS	\$1,205,000.00	\$0.00	\$1,205,000.00	\$0.00	\$0.00
---------------------	----------------	--------	----------------	--------	--------

 5400 - DEBT SERVICE LEASES

600 - OTHER OBJECTS	\$0.00	\$2,000.00	\$2,000.00	\$0.00	(\$2,000.00)
---------------------	--------	------------	------------	--------	--------------

30 - DEBT SERVICE Total:	\$1,805,725.00	\$2,000.00	\$1,517,375.00	\$0.00	\$288,350.00
--------------------------	----------------	------------	----------------	--------	--------------

Lincolnwood School District 74

General Ledger - OBJECT REPORT

Fiscal Year: 2023-2024 From Date:3/1/2024 To Date:3/31/2024

Account Mask: ??????????????????

Account Type: EXPENDITURE

Print accounts with zero balance Include Inactive Accounts Include PreEncumbrance

FUND / TYPE / FUNCTION / OBJECT

Preliminary 2024 Range To Date Year To Date Encumbrance Budget Balance

40 - TRANSPORTATION

0 - EXPENDITURES

2550 - PUPIL TRANSPORTATION

300 - PURCHASED SERVICES

\$1,451,000.00	\$173,467.05	\$1,089,046.71	\$0.00	\$361,953.29
----------------	--------------	----------------	--------	--------------

40 - TRANSPORTATION Total:	\$1,451,000.00	\$173,467.05	\$1,089,046.71	\$0.00	\$361,953.29
----------------------------	----------------	--------------	----------------	--------	--------------

Lincolnwood School District 74

General Ledger - OBJECT REPORT

Fiscal Year: 2023-2024 From Date:3/1/2024 To Date:3/31/2024

Account Mask: ??????????????????

Account Type: EXPENDITURE

Print accounts with zero balance
 Include Inactive Accounts
 Include PreEncumbrance

FUND / TYPE / FUNCTION / OBJECT	Preliminary 2024	Range To Date	Year To Date	Encumbrance	Budget Balance
51 - IMRF					
0 - EXPENDITURES					
1100 - REGULAR K-12 PROGRAMS					
200 - EMPLOYEE BENEFITS	\$2,710.00	\$355.30	\$1,280.62	\$208.51	\$1,220.87
1125 - PRE-K PROGRAMS					
200 - EMPLOYEE BENEFITS	\$5,000.00	\$592.20	\$3,124.73	\$1,005.65	\$869.62
1200 - SPECIAL ED PROGRAMS K-12					
200 - EMPLOYEE BENEFITS	\$27,690.00	\$4,508.94	\$22,913.07	\$8,173.81	(\$3,396.88)
1500 - INTERSCHOLASTIC PROGRAMS					
200 - EMPLOYEE BENEFITS	\$700.00	\$675.21	\$1,056.63	\$34.22	(\$390.85)
1600 - SUMMER SCHOOL PROGRAMS					
200 - EMPLOYEE BENEFITS	\$500.00	\$0.00	\$130.27	\$0.00	\$369.73
1800 - BILINGUAL PROGRAMS					
200 - EMPLOYEE BENEFITS	\$200.00	\$30.72	\$75.47	\$16.77	\$107.76
2130 - HEALTH SERVICES					
200 - EMPLOYEE BENEFITS	\$13,000.00	\$1,460.98	\$8,462.69	\$2,423.77	\$2,113.54
2190 - OTHER SUPPORT SERVICES - PUPILS					
200 - EMPLOYEE BENEFITS	\$500.00	\$90.22	\$328.55	\$52.44	\$119.01
2210 - IMPROVEMENT OF INSTRUCTION					
200 - EMPLOYEE BENEFITS	\$5,000.00	\$591.99	\$3,830.25	\$1,183.99	(\$14.24)
2330 - ADMINISTRATIVE SERVICES SPECIAL ED					
200 - EMPLOYEE BENEFITS	\$1,600.00	\$182.43	\$1,180.32	\$364.86	\$54.82
2410 - PRINCIPAL					
200 - EMPLOYEE BENEFITS	\$14,400.00	\$1,579.81	\$10,622.26	\$2,666.67	\$1,111.07
2520 - FISCAL SERVICES					
200 - EMPLOYEE BENEFITS	\$19,000.00	\$2,226.03	\$14,407.15	\$4,452.07	\$140.78
2540 - OPERATIONS & MAINTENANCE OF PLANTS					
200 - EMPLOYEE BENEFITS	\$43,700.00	\$4,869.66	\$32,443.78	\$9,189.50	\$2,066.72
2560 - FOOD SERVICES					
200 - EMPLOYEE BENEFITS	\$22,838.00	\$2,639.78	\$14,091.46	\$4,202.07	\$4,544.47
2630 - INFORMATION SERVICES					
200 - EMPLOYEE BENEFITS	\$6,500.00	\$718.59	\$4,649.16	\$1,437.18	\$413.66
2660 - OTHER SUPPORT SERVICES - PUPILS					
200 - EMPLOYEE BENEFITS	\$31,300.00	\$3,649.05	\$22,740.80	\$7,026.64	\$1,532.56
51 - IMRF Total:	\$194,638.00	\$24,170.91	\$141,337.21	\$42,438.15	\$10,862.64

Lincolnwood School District 74

General Ledger - OBJECT REPORT

Fiscal Year: 2023-2024 From Date:3/1/2024 To Date:3/31/2024

Account Mask: ????????????????????

Account Type: EXPENDITURE

Print accounts with zero balance
 Include Inactive Accounts
 Include PreEncumbrance

FUND / TYPE / FUNCTION / OBJECT	Preliminary 2024	Range To Date	Year To Date	Encumbrance	Budget Balance
52 - SOCIAL SECURITY AND MEDICARE					
0 - EXPENDITURES					
1100 - REGULAR K-12 PROGRAMS					
200 - EMPLOYEE BENEFITS	\$123,940.00	\$14,758.23	\$75,890.63	\$41,844.98	\$6,204.39
1125 - PRE-K PROGRAMS					
200 - EMPLOYEE BENEFITS	\$6,300.00	\$677.21	\$3,473.26	\$1,650.88	\$1,175.86
1200 - SPECIAL ED PROGRAMS K-12					
200 - EMPLOYEE BENEFITS	\$38,100.00	\$5,275.11	\$27,546.12	\$11,569.48	(\$1,015.60)
1250 - REMEDIAL & SUPPLEMENTAL K-12					
200 - EMPLOYEE BENEFITS	\$8,271.00	\$976.16	\$5,129.45	\$3,172.34	(\$30.79)
1500 - INTERSCHOLASTIC PROGRAMS					
200 - EMPLOYEE BENEFITS	\$2,500.00	\$1,051.63	\$2,166.89	\$77.15	\$255.96
1600 - SUMMER SCHOOL PROGRAMS					
200 - EMPLOYEE BENEFITS	\$1,900.00	\$0.00	\$1,028.29	\$0.00	\$871.71
1650 - GIFTED PROGRAMS					
200 - EMPLOYEE BENEFITS	\$6,803.00	\$792.40	\$4,180.31	\$2,558.50	\$64.19
1800 - BILINGUAL PROGRAMS					
200 - EMPLOYEE BENEFITS	\$9,834.00	\$1,186.83	\$5,992.04	\$3,599.41	\$242.55
2110 - ATTENDANCE & SOCIAL WORK					
200 - EMPLOYEE BENEFITS	\$5,784.00	\$673.98	\$3,564.57	\$2,215.11	\$4.32
2130 - HEALTH SERVICES					
200 - EMPLOYEE BENEFITS	\$11,510.00	\$1,335.43	\$8,210.65	\$2,212.82	\$1,086.53
2140 - PSYCHOLOGICAL SERVICES					
200 - EMPLOYEE BENEFITS	\$2,485.00	\$293.63	\$1,538.33	\$949.95	(\$3.28)
2150 - SPEECH PATHOLOGY & AUDIOLOGY					
200 - EMPLOYEE BENEFITS	\$3,843.00	\$397.00	\$2,129.78	\$1,283.60	\$429.62
2190 - OTHER SUPPORT SERVICES - PUPILS					
200 - EMPLOYEE BENEFITS	\$4,920.00	\$809.40	\$3,768.61	\$551.00	\$600.39
2210 - IMPROVEMENT OF INSTRUCTION					
200 - EMPLOYEE BENEFITS	\$9,247.00	\$1,057.55	\$7,173.33	\$2,053.63	\$20.04
2220 - EDUCATIONAL MEDIA					
200 - EMPLOYEE BENEFITS	\$3,968.00	\$452.74	\$2,423.93	\$1,512.17	\$31.90
2320 - SUPERINTENDENT					
200 - EMPLOYEE BENEFITS	\$4,000.00	\$432.89	\$2,897.94	\$864.78	\$237.28
2330 - ADMINISTRATIVE SERVICES SPECIAL ED					

Lincolnwood School District 74

General Ledger - OBJECT REPORT

Fiscal Year: 2023-2024 From Date:3/1/2024 To Date:3/31/2024

Account Mask: ????????????????????

Account Type: EXPENDITURE

Print accounts with zero balance Include Inactive Accounts Include PreEncumbrance

FUND / TYPE / FUNCTION / OBJECT	Preliminary 2024	Range To Date	Year To Date	Encumbrance	Budget Balance
200 - EMPLOYEE BENEFITS	\$3,303.00	\$385.83	\$2,546.26	\$759.06	(\$2.32)
2410 - PRINCIPAL					
200 - EMPLOYEE BENEFITS	\$18,918.00	\$2,276.58	\$15,036.21	\$4,065.70	(\$183.91)
2510 - DIRECTION OF BUSINESS SUPPORT SERVICES					
200 - EMPLOYEE BENEFITS	\$2,850.00	\$328.73	\$2,189.88	\$655.26	\$4.86
2520 - FISCAL SERVICES					
200 - EMPLOYEE BENEFITS	\$16,159.00	\$1,933.42	\$12,442.53	\$3,652.80	\$63.67
2540 - OPERATIONS & MAINTENANCE OF PLANTS					
200 - EMPLOYEE BENEFITS	\$39,373.00	\$5,729.39	\$32,202.04	\$8,727.92	(\$1,556.96)
2560 - FOOD SERVICES					
200 - EMPLOYEE BENEFITS	\$18,220.00	\$2,609.84	\$16,594.67	\$3,897.53	(\$2,272.20)
2630 - INFORMATION SERVICES					
200 - EMPLOYEE BENEFITS	\$6,009.00	\$693.21	\$4,621.40	\$1,386.42	\$1.18
2660 - OTHER SUPPORT SERVICES - PUPILS					
200 - EMPLOYEE BENEFITS	\$29,145.00	\$3,537.31	\$22,453.22	\$6,745.74	(\$53.96)
52 - SOCIAL SECURITY AND MEDICARE Total:	\$377,382.00	\$47,664.50	\$265,200.34	\$106,006.23	\$6,175.43

Lincolnwood School District 74

General Ledger - OBJECT REPORT

Fiscal Year: 2023-2024 From Date:3/1/2024 To Date:3/31/2024

Account Mask: ????????????????????

Account Type: EXPENDITURE

Print accounts with zero balance Include Inactive Accounts Include PreEncumbrance

FUND / TYPE / FUNCTION / OBJECT

Preliminary 2024 Range To Date Year To Date Encumbrance Budget Balance

60 - CAPITAL PROJECTS

0 - EXPENDITURES

2530 - FACILITY ACQUISITION & CONSTRUCTION

FUND / TYPE / FUNCTION / OBJECT	Preliminary 2024	Range To Date	Year To Date	Encumbrance	Budget Balance
300 - PURCHASED SERVICES	\$269,504.00	\$127,698.18	\$402,885.59	\$0.00	(\$133,381.59)
500 - CAPITAL OUTLAY	\$1,689,139.00	\$0.00	\$1,422,945.46	\$0.00	\$266,193.54
60 - CAPITAL PROJECTS Total:	\$1,958,643.00	\$127,698.18	\$1,825,831.05	\$0.00	\$132,811.95

Lincolnwood School District 74

General Ledger - OBJECT REPORT

Fiscal Year: 2023-2024 From Date:3/1/2024 To Date:3/31/2024

Account Mask: ??????????????????

Account Type: EXPENDITURE

Print accounts with zero balance
 Include Inactive Accounts
 Include PreEncumbrance

FUND / TYPE / FUNCTION / OBJECT

Preliminary 2024 Range To Date Year To Date Encumbrance Budget Balance

80 - TORT IMMUNITY

 0 - EXPENDITURES

 2362 - WORKERS COMPENSATION INSURANCE

300 - PURCHASED SERVICES	\$75,800.00	\$0.00	\$8,655.00	\$0.00	\$67,145.00
--------------------------	-------------	--------	------------	--------	-------------

 2371 - PROPERTY INSURANCE

300 - PURCHASED SERVICES	\$120,000.00	\$0.00	\$0.00	\$0.00	\$120,000.00
--------------------------	--------------	--------	--------	--------	--------------

80 - TORT IMMUNITY Total:	\$195,800.00	\$0.00	\$8,655.00	\$0.00	\$187,145.00
---------------------------	--------------	--------	------------	--------	--------------

Lincolnwood School District 74

General Ledger - OBJECT REPORT

Fiscal Year: 2023-2024 From Date:3/1/2024 To Date:3/31/2024

Account Mask: ??????????????????

Account Type: EXPENDITURE

Print accounts with zero balance Include Inactive Accounts Include PreEncumbrance

FUND / TYPE / FUNCTION / OBJECT

Preliminary 2024 Range To Date Year To Date Encumbrance Budget Balance

90 - FIRE PREVENTION & SAFETY

0 - EXPENDITURES

2530 - FACILITY ACQUISITION & CONSTRUCTION

300 - PURCHASED SERVICES

\$46,000.00	\$0.00	\$34,370.90	\$0.00	\$11,629.10
-------------	--------	-------------	--------	-------------

2540 - OPERATIONS & MAINTENANCE OF PLANTS

500 - CAPITAL OUTLAY

\$1,435,362.00	\$40,578.62	\$1,306,438.41	\$0.00	\$128,923.59
----------------	-------------	----------------	--------	--------------

90 - FIRE PREVENTION & SAFETY Total:	\$1,481,362.00	\$40,578.62	\$1,340,809.31	\$0.00	\$140,552.69
--------------------------------------	----------------	-------------	----------------	--------	--------------

Lincolnwood School District 74

General Ledger - OBJECT REPORT

Fiscal Year: 2023-2024 From Date:3/1/2024 To Date:3/31/2024


Account Mask: ??????????????????

Account Type: EXPENDITURE

- Print accounts with zero balance
- Include Inactive Accounts
- Include PreEncumbrance

FUND / TYPE / FUNCTION / OBJECT	Preliminary 2024	Range To Date	Year To Date	Encumbrance	Budget Balance
Grand Total:	\$33,861,000.00	\$2,977,642.81	\$22,764,146.10	\$6,805,682.17	\$4,291,171.73

End of Report



Executive Summary Finance Committee Meeting

DATE: May 23, 2024

TOPIC: LBSA Waiver Request- FY25 Facilities Rental Fees

PREPARED BY: Courtney Whited

Recommended for:

- Action
- Discussion
- Information

Purpose/Background:

Lincolnwood Baseball and Softball Association (LBSA) has used SD74 facilities and fields for practices and games for several years. LBSA is a Category II organization according to the Facility Rental Policy updated in September 2019. The resulting fees would create an extreme hardship on LBSA. The organization's waiver request is attached.

Fiscal Impact:

Category II fees for the gyms and outdoor fields would not be collected during FY25

Recommendation:

The Finance Committee concurs with the Administration's recommendation to the Board of Education to waive facility rental fees during fiscal year 2024-25 for Lincolnwood Baseball and Softball Association.



PO BOX 46443
Chicago, IL 60646

www.lwbba.org

LBA Board Members

John Dreuth
President

Rick Hoffman
Vice President

Mike Bartholomew
Vice President

David Spitz
Co-Secretary

Carrie Spitz
Co-Secretary

Donna Dreuth
Treasurer

Jeron Dorsey
Village Liaison

Ben Friedman
Director

Joe Osborne
Director

Peter Kougias
Director

Adam Kolovic
Director

Susan Kougias
Director

Eileen Canney Linnehan
Director

Kira Hoffman
Director

Alex Stojanoff
Director

Chris Hutchison
Director

Rich Barnes
Director

Jay Greenberger
Director

Matt Ceisel
Director

April 1, 2024

Lincolnwood School District 74 Board of Education:

Lincolnwood Baseball and Softball Association (LBSA) has used SD74 facilities and fields for many years. LBSA requests that all rental fees continue to be waived in the use of the SD74 facilities and fields.

Sincerely,

A handwritten signature in cursive script that reads "John Dreuth".

John Dreuth
President, LBSA



Executive Summary Finance Committee

DATE: May 23, 2024

TOPIC: Fiscal Year 2025 Preliminary Budget Assumptions

PREPARED BY: Courtney Whited

Recommended for:

Action

Discussion

Information

Purpose/Background:

Annually, the Board of Education must approve the School District Budget.

The Administration Team welcomes conversation with and guidance from the Finance Committee relative to Fiscal Year 2025 (FY25) budget assumptions.

Fiscal Impact:

Preliminary figures and general considerations are provided in the attached presentation.

The FY25 Tentative Budget will be presented at the June 13, 2024 Finance Committee meeting.

Recommendation:

This presentation is for informational purposes.




2024-25 Preliminary Budget Assumptions

Finance Committee Meeting

May 23, 2024

Fiscal Year 2025 Budget Timeline



Date	Activity	Location
MAY 23	Review assumptions to consider for Preliminary Budgeting	Finance Mtg
JUN 13	Present Tentative Budget for review and discussion	Finance Mtg
JUL 18	Present Tentative Budget, Request 30-day notice in newspaper	Finance Mtg
JUL 19	Display the Tentative Budget on District's Website	Website
JUL 25	Publish 30-day notice of Budget Availability & Budget Public Hearing	Newspaper
AUG 01	Present the Tentative Budget	Board Mtg
SEP 05	Public Hearing & Budget Adoption	Board Mtg
SEP 06	Display the Adopted Budget on the District's Website	Website
SEP 06	File certified copy of Budget with Cook County Clerk (may file online)	Cook Clerk
SEP 06	Submit Budget electronically to ISBE	ISBE

Expenditures: Salaries

Positions

204 Employees on FY24 Payroll (excludes subs on-call/includes 6 FTEs)

+4.0 FTE = 1.0 Admin; 2.0 SpEd Teachers; 1.0 EL Teacher

2 Paraprofessional positions out of 23 were unfilled in FY24

Salary Schedule Class Changes due to Coursework

8 Teachers have the potential to level up Sep/Feb (\$40,000 max.)

Longevity Stipend (\$900/year)


30 stipends / \$156,700 paid in FY24

32 stipends / \$169,200 budgeted for FY25


Retirees FY24

-2.0 Teachers

-3.0 Support: Info Tech Assistant; School Nurse; Kitchen Staff Member



Expenditures: Salaries



	FY25 Estimates	FY24 Estimates
Certified Salaries	\$13,419,562	\$12,732,680
Classified Salaries	\$2,623,186	\$2,495,313
Extra-Duty/OT/Sub Pay	\$1,212,189	\$973,218
Total	\$ 17,254,937	\$ 16,201,211

LTA

2024-25


Salary Schedule Scattergram

FY24 LTA Salaries	CLASS I BS	CLASS II BS +16	CLASS III MS	CLASS IV MS +16	CLASS V MS +32	CLASS VI PhD/EdD	LEVEL TOTAL	LTA COUNT
LEVEL 1	6*						\$324,090	6
LEVEL 2				1			\$70,392	1
LEVEL 3	2		3				\$314,150	5
LEVEL 4	3	1					\$238,324	4
LEVEL 5		3	1	1			\$339,490	5
LEVEL 6	1	2	2	1			\$414,012	6
LEVEL 7	4		3	1			\$550,136	8
LEVEL 8							\$0	0
LEVEL 9			3				\$229,608	3
LEVEL 10			2		1		\$244,876	3
LEVEL 11							\$0	0
LEVEL 12			1	1			\$168,850	2
LEVEL 13		1	9	2	2	1	\$1,296,575	15
LEVEL 14			1		4		\$471,110	5
LEVEL 15			1		3		\$384,900	4
LEVEL 16			3	1	1	1	\$574,684	6
LEVEL 17			3	1		2	\$592,852	6
LEVEL 18					2	1	\$321,201	3
LEVEL 19			1	1		6	\$877,176	8
LEVEL 20				1		3	\$451,880	4
LEVEL 21			2	3	8	22	\$4,041,575	35
CLASS TOTAL	\$926,813	\$469,834	\$2,887,582	\$1,293,402	\$2,178,123	\$4,150,127	\$11,905,881	GRAND TOTAL
LTA COUNT	16	7	35	14	21	36	as of 5/10/24	129 LTA


*FTE Subs

2 SpEd + 1
EL Estimate

← Plus
\$169,200
Longevity



Expenditures: Benefits- Med/Dental/Life Insurance



Medical Rates (70% paid by SD74)

HMO 6.8% increase (CBA Article LTA 15.4 and LSSSU 14.4 takes effect)

PPO 5.3% increase

Dental Rates (85% paid by SD74)

Dental 6.3% increase

Life Insurance (100% paid by SD74)

Starts after 1 year of service per LTA/LSSU contracts

Retirees: Certified (100% paid by SD74)

9 retirees currently appear on the TRS TRIP Medical Insurance invoice

+1 will join during FY25

0 children dependents under age 26 on TRIP

9 retirees on EBC Dental/Life Insurance

+0 will join during FY25


-2 retirees will age out at 65 (JUL 2024 and OCT 2024)

Retirees: Classified (Partially paid by SD74)

3 LSSU retirees pay the 30% employee share; SD74 pays 70%

+0 will join during FY25


Expenditures: Benefits- Med/Dental/Life Insurance



	FY25 SD74 Cost	Active/Retiree Count
PPO Plans	\$1,802,890	95*
HMO Plans	\$682,766	56*
Dental Plans	\$146,658	162
Life Plans	\$17,268	181
Vision Plans	\$7,325	13
Flex Spending Acct. Fee	\$2,400	~41
TRS TRIP Retirees	\$151,440	9 Retirees in FY25
Total *Pre-Open Enrollment	\$2,810,747	*Enrollments?

6
 Employees
 X
 \$15,300
 Avg. Plan
 =====
 \$91,800
 Increase?


Expenditures: Benefits- Other



Employer Contribution Rates


	TRS (Same)	THIS (Same)	TRS Fed (Decrease)	Medicare (Same)	IMRF (Increase)	SS (Same)
FY25	0.58%	0.67%	10.34%	1.45%	A) 7.93% B) 8.10% (8.02% avg)	6.2%
FY24	0.58%	0.67%	10.60%	1.45% 40	A) 7.57% B) 7.93% (7.75% avg)	6.2%

Expenditures: General Considerations




- All department heads met in-person to review FY24 and make FY25 projections: Cabinet, Principals, SpEd, Tech, B&G, Comms, Food Service
- Costs associated with the 2024-29 Strategic Plan
- Safety remains at the forefront
- The LSSU CBA calls for 3% raises for all positions
- Continue spending FY21 Bond proceeds on Capital Projects
- Technology (E-Rate but ECF is over)
- Food service program continues to evolve

Expenditures: Annual Services/Supplies




- Special Education / NTDSE
- Transportation: Regular and Special Education
- Custodial Services
- Seasonal Landscaping
- Snow Removal
- Workers' Compensation (reduced ~\$9,000)
- Property Casualty Insurance
- Technology
- Energy/Utilities
- NTST Payment
- Bonds' Principal & Interest

Expenditures: Facilities Projects



1. Rutledge Hall Renovations (Stuckey Construction)
2. Lincoln Hall Plaza (Stuckey Construction)
3. Rutledge Hall Low Voltage (Applied Communications)
4. Audio/Visual Improvements at Lincoln Hall (Berger Donation)
5. Audio/Visual Improvements at Rutledge Hall (Berger Donation)
6. Any initial costs for Todd Hall Renovations?

Revenue: Local Property Taxes



With 2 MONTHS of FY24 Remaining...

Tax Collections as of APRIL 30th

\$27,526,872 budget - **\$26,854,612 collected** = \$672,260 short

Refunds as of APRIL 30th


Loss of \$258,536 budgeted - **\$45,709 lost** = \$212,827 kept

\$459,432 expected to be collected MAY-JUN 2024


August real estate tax payments ~~will~~ likely arrive in August!

Revenue: Other Local

- Registration fee & tuition collections
- Facility Rentals: NTDSE will rent 4 classrooms yielding the bonus, NTDSE will host ESY in SD74 for \$1,000 per room, CCDC rent will increase 3%, Possible Auditorium/Gym/Field rentals
- Interest: Steady rates?
- Corporate Personal Property Replacement Tax (CPPRT) remains robust but it has been tapering down
- Berger Family Foundation \$50,000



Revenue: IL State Sources



Evidenced-Based Funding

\$1,160,000 was FY23 and “Hold Harmless” continues

Transportation

Typical mileage claim

State Library Grant

\$1,000

School Maintenance Project Grant

\$50,000 paid in FY24 to be spent FY25

Revenue: Federal Sources

Title I Low Income


Title III LIP/LEP


IDEA Part B

Special Milk Program

E-rate Reimbursements

No more ESSER





Executive Summary Finance Committee Meeting

DATE: May 23, 2024

TOPIC: FY25 Workers' Compensation Insurance Coverage from IPRF

PREPARED BY: Courtney Whited

Recommended for:

- Action
- Discussion
- Information

Purpose/Background:

The Board of Education approves all expenditures in excess of \$10,000.

Illinois Public Risk Fund (IPRF) has been providing workers' compensation insurance since FY19. Previously, the District received worker's compensation insurance from CLIC at a cost of \$150,513 during FY18. IPRF has been responsive and the claim process runs smoothly.

Pricing decreased 12.8% or \$8,990 but a future grant reduces that amount by \$9,704.

Fiscal Impact:

\$61,426

[Anticipated \\$9,704 from Safety Grant equates to a net of \\$51,722](#)

Prior Year's Cost was **\$70,415 initial invoice +/- \$(unknown)** to be charged after the payroll audit and the Safety Grant reduced costs by \$10,764

Recommendation:

The Finance Committee concurs with the Administration's recommendation to the Board of Education to accept Workers' Compensation Insurance Coverage from Illinois Public Risk Fund in the amount of \$61,426 for the period beginning July 1, 2024 and ending June 30, 2025.



Illinois Public Risk Fund

P. O. Box 725
Bedford Park, IL 60499-0725
(800) 289-4773 Phone
(708) 429-6488 Fax


Invoice # 92537		Page 1 of 1
Account Number	Date	
1478-00000	5/13/2024	
BALANCE DUE ON		
7/1/2024		
AMOUNT PAID	Amount Due	
	\$61,426.00	

Lincolnwood School District #74
Courtney Whited
6950 N. East Prairie Road
Lincolnwood, IL 60712

Selected Workers' Compensation	PolicyNumber: 1478	Effective: 7/1/2024 to 7/1/2025
-----------------------------------	--------------------	---------------------------------

Item #	Trans Eff Date	Due Date	Trans	Description	Amount
269170	7/1/2024	7/1/2024	RENB	07-01-24/25 Annual Workers' Compensation	\$59,637.00
269171	7/1/2024	7/1/2024	AFEE	07-01-24/25 Annual Administrative Fee	\$1,789.00
Total Invoice Balance:					\$61,426.00

Please remit the top portion of the invoice to the P. O. Box shown above.



Executive Summary
Finance Committee Meeting

DATE: May 23, 2024

TOPIC: Resolution to Transfer Funds

PREPARED BY: Courtney Whited

Recommended for:

- Action
- Discussion
- Information

Purpose/Background:

The FY24 District Budget set a course to collect Federal ESSER Grant Revenue as follows:

Education Fund 10: \$258,409

Capital Projects Fund 60: \$219,429

As of April 30, 2024, only \$7,464 had been recorded as Fund 60 ESSER Revenue while \$465,275 had been recorded as Fund 10 ESSER Revenue.

The attached Resolution to Transfer \$211,965 out of Fund 10/Education and into Fund 60/Capital Projects will yield a result more closely aligned to the anticipated revenue plans cited in the District’s FY24 Budget as shown in the table:

FY24	FY24 Budgeted ESSER Revenue	Actual ESSER Revenue up to 04/24	Resolution to Transfer Funds	Actual ESSER Revenue by 06/24
Ed Fund 10	\$258,409	\$465,275	-\$211,965	\$253,310
Cap. P. Fund 60	\$219,429	\$7,464	+\$211,965	\$219,429

Fiscal Impact:

\$211,965 of Fund 10/Education transfers to Fund 60/Capital Projects on or before June 30, 2024.

Recommendation:

The Finance Committee concurs with the Administration’s recommendation to the Board of Education to approve the Resolution to Transfer \$211,965 from the District’s Education Fund 10 to the Capital Projects Fund 60 on or before June 30, 2024.

**BOARD OF EDUCATION OF
LINCOLNWOOD SCHOOL DISTRICT NO. 74,
COOK COUNTY, ILLINOIS**

**RESOLUTION RE: THE TRANSFER OF \$211,965 FROM THE
EDUCATION FUND TO THE CAPITAL PROJECTS FUND
PURSUANT TO 23 Ill. Admin Code §100.50**

WHEREAS, the Illinois Administrative Code (23 Ill. Admin Code §100.50) authorizes the permanent inter-fund transfer of money from the Education Fund to the Capital Projects Fund when revenues or other sources of funds are pledged to pay for a capital project or acquisition; and

WHEREAS, this Board of Education finds and determines that it is necessary to pledge \$211,965 in the Education Fund to pay for capital projects or acquisitions; and

WHEREAS, this Board of Education is now authorized to permanently transfer the sum of \$211,965 from the Education Fund to the Capital Projects Fund pursuant to 23 Ill. Admin Code §100.50; and

WHEREAS, this Board of Education deems it advisable, necessary and for the best interests of the District that \$211,965 be transferred from the Education Fund to the Capital Projects Fund.

NOW, THEREFORE, Be It Resolved by the Board of Education of Lincolnwood School District No. 74, Cook County, Illinois, as follows:

SECTION ONE. That the preambles to this Resolution are hereby incorporated by reference into this Section One as if fully set forth and stated herein *verbatim*.

SECTION TWO. That the Treasurer of this School District is hereby directed and authorized to transfer on or before June 30, 2024, the sum of \$211,965 from the Education Fund to the Capital Projects Fund.

SECTION THREE. That this Resolution shall be in full force and effect forthwith upon its adoption.

ADOPTED: This 6th day of June, 2024, by the following roll call vote:

AYES: _____

NAY: _____

ABSTAIN: _____

ABSENT: _____

President, Board of Education
Lincolnwood School District No. 74

Secretary, Board of Education
Lincolnwood School District No. 74

STATE OF ILLINOIS)
) SS
COUNTY OF COOK)

CERTIFICATION OF RESOLUTION AND MINUTES

I, the undersigned, do hereby certify that I am the duly qualified and acting Secretary of the Board of Education of Lincolnwood School District No. 74, Cook County, Illinois (the “Board”), and that as such official I am the keeper of the records and files of the Board.

I do further certify that the foregoing constitutes a full, true and complete copy of a resolution entitled:

**RESOLUTION RE: THE TRANSFER OF \$211,965 FROM THE
EDUCATION FUND TO THE CAPITAL PROJECTS FUND
PURSUANT TO 23 Ill. Admin Code §100.50**

as adopted by the Board at its meeting held on the 6th day of June, 2024.

I do further certify that the deliberations of the Board on the adoption of said resolution were conducted openly, that the vote on the adoption of said resolution was taken openly, that said meeting was held at a specified time and place convenient to the public, that notice of said meeting was duly given to all of the news media requesting such notice, that said meeting was called and held in strict compliance with the provisions of the Open Meetings Act of the State of Illinois, as amended, and with the provisions of the School Code of the State of Illinois, as amended, and that the board has complied with all of the provisions of said Act and said Code and with all of the procedural rules of the Board in the conduct of said meeting and in the adoption of said resolution.

IN WITNESS WHEREOF, I hereunto affix my official signature, this 6th day of June, 2024.

Secretary, Board of Education



Executive Summary Finance Committee Meeting

DATE: May 23, 2024

TOPIC: FY25 Early Childhood Alliance Contribution

PREPARED BY: David Russo

Recommended for:

- Action
- Discussion
- Information

Purpose/Background:

The Early Childhood Alliance (ECA) includes over 45 multi-sector partners, including eight Niles Township school districts, early childhood education and care providers, village libraries and governments, social service providers, local businesses, and health care providers.

According to their materials, the ECA creates programs to:

- Provide access to information to support a child's early learning
- Connect families with comprehensive early childhood programming
- Provide access to free/low-cost services for low-income children and families
- Support pregnant women
- Enhance children's physical, mental, and emotional well-being


In October 2023, the Board approved to become a partner organization with the ECA. During the school year, the Administration has begun to work with the ECA to provide support to District families. Therefore, the Administration is now recommending the District make a financial contribution to the ECA. Currently, the range in contribution from partner school districts is between \$1,500-\$11,000.

Fiscal Impact:

\$2,000

Recommendation:

It is the Administrative recommendation that the Finance Committee concurs to recommend to the Board of Education to contribute \$2,000 in FY25 to the Early Childhood Alliance.



Executive Summary Finance Committee Meeting

DATE: May 23, 2024

TOPIC: Alternative Learning Opportunities Program

PREPARED BY: David Russo

Recommended for:

- Action
- Discussion
- Information

Purpose/Background:

The North Cook Intermediate Service Center (NCISC) sponsors the North Cook ALOP (Alternative Learning Opportunities Program) Student Advocacy initiative. For students identified as high-risk for academic failure, these Student Advocates serve as a quasi-counselor, academic advisor, social worker, mentor, and family liaison. The program provides additional support and resources for students with poor attendance, in need of academic encouragement, or struggling with appropriate behavior. The Student Advocates are North Cook employees, but work on campus each school day. Their caseload could include 25-32 4th through 8th grade students.

The Administration conducted an informal needs assessment for this type of support determining we have sufficient number of students at the targeted grade levels to benefit from this partnership. With the addition of the Director of Student Services role, the Principals would welcome this additional student advocate to assist with struggling students.

District Legal Counsel reviewed the Intergovernmental Agreement and did not have any suggestions or concerns.

Fiscal Impact:

The cost would be \$39,375 in the first year. There is no cost in subsequent years because it is funded through the State. Identified students generate EBF State funds for NCISC that fund the program moving forward.

Recommendation:

It is the Administrative recommendation that the Finance Committee concurs to recommend to the Board of Education to approve this Intergovernmental Agreement with the North Cook Intermediate Service Center for the Alternative Learning Opportunities Program with a first year expenditure of \$39,375.



**INTERGOVERNMENTAL AGREEMENT
NORTH COOK STUDENT ADVOCACY
ALTERNATIVE LEARNING
OPPORTUNITIES PROGRAM**

School District's Name
and
North Cook Intermediate Service Center 1

This Agreement is between the North Cook Intermediate Service Center #1 ("North Cook"), 1001 E. Touhy Avenue, Suite 200, Des Plaines IL 60018, and the Board of Education of _____ (School District), Cook County, Illinois.

RECITALS

- A. The Illinois School Code at 105 ILCS 5/13B et seq. (Alternative Learning Opportunities Law) provides for the operation of Alternative Learning Opportunities Programs (ALOPs), which are intended to provide youth, who are at risk of academic failure, with the education and support services needed to meet Illinois Learning Standards to complete their education in a safe and secure learning environment.
- B. Pursuant to Section 13B-20.10, North Cook may, in conjunction with a school district(s), establish an ALOP within the Intermediate Service Center #1 Region.
- C. North Cook will submit an ALOP proposal for North Cook Intermediate Service Center 1 and _____, as part of a consortium of school districts. A description of the program (North Cook Student Advocacy ALOP) is set forth herein.
- D. _____ and North Cook are authorized to enter into this Agreement pursuant to Article VII, Section 10(a) of the Illinois Constitution of 1970 and the Intergovernmental Cooperation Act (5 ILCS 220/1 et seq.), and does so pursuant to 105 ILCS 5/13B-35.5 and 23 Ill. Admin. Code 240.10.

NOW, THEREFORE, IT IS HEREBY AGREED BY AND BETWEEN NORTH COOK AND _____, AS FOLLOWS:

Section 1: Incorporation of Recitals

The Recitals set forth herein above are incorporated herein.

Section 2: Scope of Services Provided

North Cook provides enrolled _____ students an Alternative Learning Opportunities Program (ALOP) designed to provide support services through a flexible standards-based learning environment, innovative and varied instructional strategies, a student centered curriculum, supplemental social, health and support services and social programs to improve the educational achievement of students who are at risk of academic failure. The North Cook Student Advocacy ALOP is designed to serve students in grades 4-12+ with poor attendance, behavioral referrals, credit deficiencies, and/or poor academic performance, and shall be provided onsite. Members of the program include student advocate/(s), a student

advocate coordinator and the Assistant Superintendent for Student Services working in concert with _____ teachers, administrators and support staff. North Cook staff, along with students, parents/guardians, and district staff members, design the Student Success Plan. The success plans are based on assessments of students' educational and social functioning and attendance and establish goals and objectives for satisfactory performance in an Alternative Learning Opportunities Program and ultimately their home school.

Section 3: Placement of Students

Working with North Cook, _____ will identify students that may be eligible for and would benefit from placement in the North Cook Student Advocacy ALOP pursuant to state legal requirements. The parties will work together to ensure that Advocates have full caseloads (25-32 students) with signed consent on March 1st. After _____ receives parental consent to share student information with North Cook about a potential placement and if there are current openings for the student in the program, a referral form will be completed and submitted to North Cook. A student advocate from the North Cook Student Advocacy ALOP will then meet with the parent(s) and student (North Cook will seek permission to communicate with parents/guardians of students over the age of consent wanting to enter the ALOP). If it is then determined by _____, North Cook and the student's parent(s) that the student will be placed in the program, a Student Success Plan will be developed upon receiving written parental consent for the student's enrollment.

Section 4: Student Success Plan

A Student Success Plan shall be developed for each student based on an assessment of the student's educational and social functioning and attendance and that establishes goals and objectives for satisfactory performance in the North Cook Student Advocacy ALOP. The Student Success Plan shall include the following: 1) (i) specify the curriculum and instructional methods to be used in improving the student's educational performance, (ii) outline the support services needed to remove barriers to learning, (iii) specify, when appropriate, the career development experiences the student will receive to enhance their career awareness, (iv) set objectives to ensure a successful transition back to the regular school program or to post-secondary educational options, and (v) outline the student's responsibilities under the Plan; 2) the reason the school district referred the student to the program, which shall be consistent with the district's admission criteria developed pursuant to 23 Ill. Admin. Code 242.20(d); 3) a determination of the strengths exhibited by and opportunities for improvement for the student; 4) the expected academic, social and behavioral outcomes to be achieved as a result of the student's participating in the program; 5) the assessment procedures to be used to determine the degree to which the student has achieved their learning objectives and other specified outcomes; 6) an estimate of the length of time the student is expected to be enrolled in the program; 7) a description of the commitments that the student's parent or guardian will make to support the student in successfully completing the program; and 8) for any student who is initially to receive less than five clock-hours of school work per day, both: i) identification of objectives that must be achieved so that the student can resume receiving five hours of school work daily, and ii) a description of the instructional support that the student will receive to assist him or her in making sufficient academic progress to permit a successful transition back into the regular school program as applicable.

Section 5: Student Progress Reporting

Each student's progress is evaluated daily, weekly, monthly and quarterly by the Student Advocate using a variety of qualitative and quantitative strategies in accordance with each Student Success Plan. If a student is not making expected progress by the end of a trimester or semester as determined by the District's calendar, North Cook will notify _____. Instructional strategies, resources, and academic and social skill intervention will be adjusted as needed to ensure each student meets all requirements of enrollment. North Cook will notify _____ if a student requires significant adjustments to services so that a Student Success Plan team meeting may be scheduled to discuss and determine whether any revisions should be made to the Plan. Advocate case notes are owned and maintained by North Cook. Coursework completion and credits earned are documented and provided to appropriate school staff. Monthly, North Cook will provide _____ reports, including, but not limited to documentation of progress towards the Student Success Plan goals as well as the type and number of parent contacts. North Cook will provide other metrics as requested by _____.

Section 6: Student Discipline

Students enrolled in the North Cook Student Advocate ALOP shall be subject to all _____ behavioral expectations and consequences for engaging in misconduct as per the policies of _____ while participating in the North Cook Student Advocacy ALOP.

Section 7: Evaluation

_____ shall participate fully in the evaluation plan for measuring the effectiveness of the Program. Data so collected and developed shall be forwarded to North Cook. North Cook will meet with and assist _____ representatives in this data collection, analysis and evaluation.

Section 8: Student Record Confidentiality

_____ agrees to provide access to student records for students enrolled in the Student Advocacy ALOP program to North Cook Student Advocates and their immediate supervisors related to the development of Student Success Plans and the implementation of those plans with said students and their parents. North Cook agrees at all times to comply with applicable federal and state privacy and records laws, including but not limited to: 1. The Family Educational Rights and Privacy Act, 20 U.S.C. 1232g; 2. The Illinois School Student Records Act, 105 ILCS 10/1 et seq.; and 3. The Illinois Mental Health and Developmental Disabilities Confidentiality Act, 740 ILCS 110/1 et seq. Advocate case notes are owned and maintained by North Cook.

Section 9: Funding

North Cook is committed to partner with school districts to provide Student Advocacy ALOPs within the funding parameters described below. _____ agrees to cooperate with North Cook in making its claim for evidence-based funding so that funds will properly be appropriated to North Cook to defray the costs of services provided in this agreement.

Section 9a: Co-Funded Year 1 Program

For FY25, North Cook will select new partner sites and is committed to partner with school districts to co-fund these new programs. This section (9a) applies solely to those districts participating in the Co-Funded Year 1 Program.

_____ agrees to equally fund the ALOP Program with North Cook for FY25 in an amount not to exceed those specified in Addendum A. Bills will be sent in January (for expenses from 7/1/24 through 12/31/24) and June (for expenses from 1/1/25 through 6/30/25). Payments are due 30 days from the bill's date. _____ agrees to pay 50% of the total amount noted in the contingency budget for workman's compensation and/or unemployment compensation (also included in Addendum A) if needed.

Section 9b: Additional Student Advocacy ALOP Self-Funded by District

If the number of schools and sites exceeds North Cook's predetermined co-funding capacity, and North Cook and _____ agree to proceed with additional program sites, _____ agrees to self-fund the ALOP program in its entirety in an amount not to exceed those specified in Addendum A. Bills will be sent in January (for expenses from 7/1/24 through 12/31/24) and June (for expenses from 1/1/25 through 6/30/25). Payments are due 30 days from the bill's date. _____ agrees to pay 100% of the total amount noted in the contingency budget for workman's compensation and/or unemployment compensation (also included in Addendum A) if needed.

Section 9c: Subsequent Continuous Participation for FY23 or FY24 ALOP Participants

If this agreement is a renewal of the FY23 or FY24 agreement for the co-funded pilot program, North Cook will apply the amount of EBF funding for the participating schools in FY25 to defray costs (up to the total cost of the program) for any district that co-funded an ALOP in partnership with North Cook for FY23 or FY24. The District agrees to fund the remainder of the cost of the program up to 50% of the total cost.

Section 10: Cooperation regarding Evidence-Based Funding (EBF)

_____ agrees to the enrollment and administrative transfer of eligible and accepted students to the North Cook Student Advocacy ALOP pursuant to 23 Ill. Admin. Code 240-20. _____ agrees to cooperate with North Cook in making its claim for evidence based funding so that future funds may be properly appropriated to North Cook. North Cook agrees to apply any such funds to future _____ North Cook Student Advocacy ALOP agreements. If _____ neglects to transfer students, or inaccurately reports student transfers, resulting in North Cook not being appropriated evidence based funding funds for students served in the Student Advocacy ALOP, North Cook reserves the right to bill _____ for services rendered and immediately transfer advocates to a new site.

Section 11: Term

This Agreement shall run for the school term as determined by the _____ calendar in conjunction with the North Cook calendar. _____ understands and agrees that North Cook Student Advocacy ALOP staff may not be able to provide services on certain days throughout the school year due to their professional development obligations with North Cook.

Superintendent/Board Designee Signature

Printed Name & School District

Date



North Cook Signature

Kevin Jauch, Ed.D.
Regional Superintendent of Schools ROE 5/
Executive Director North Cook ISC 1

May 6, 2024
Date

Addendum A

Budget projections calculated with placement of two on-site North Cook Student Advocates.

For co-funded programs, North Cook and the District agree to equally fund these costs as included in Section 9a Co-Funded Year 1 Program.

For Self-Funded Programs, the District agrees to fund these costs as included in section 9b Additional Student Advocacy ALOP Self-Funded by District.

For Subsequent Continuous Participation Programs, North Cook will apply the amount of EBF funding for the participating schools in FY25 to defray costs (up to the total cost of the program) for any district that co-funded an ALOP in partnership with North Cook for FY23 or FY24. The District agrees to fund the remainder of the cost of the program up to 50% of the total cost.

<u>Budget</u>	
<u>Item</u>	<u>SA, ALOP Cost Not to Exceed</u>
Salary and Benefits	\$122,000
General Supplies, Incentives and Family Outreach	\$6,500
Staff Travel	\$2,000
Professional Learning	\$3,000
Admin Fee	\$2,500
Total	\$136,000
District Contribution per 2 advocates	\$68,000
<u>Contingency Budget</u>	
<u>Item</u>	<u>Cost: Not to Exceed</u>
Unemployment	\$10,000
Worker's Comp	\$5,000
Total	\$15,000
Contingency District Contribution	\$7,500

Note: If a single advocate is requested, the co funded pricing is below:

<u>Budget</u>	
<u>Item</u>	<u>SA, ALOP Cost Not to Exceed</u>
Salary and Benefits	\$64,000

General Supplies, Incentives and Family Outreach	\$5,000
Staff Travel	\$1,000
Professional Learning	\$1,500
Admin Fee	\$1,250
Total	\$71,250
District Contribution per 1 advocates	\$35,625
<u>Contingency Budget</u>	
<u>Item</u>	<u>Cost: Not to Exceed</u>
Unemployment	\$5,000
Worker's Comp	\$2,500
Total	\$7,500
Contingency District Contribution	\$3,750



Executive Summary Finance Committee Meeting

DATE: May 23rd, 2024

TOPIC: Interactive Display Purchase and Installation

PREPARED BY: Jordan Stephen

Recommended for:

- Action
- Discussion
- Information

Purpose/Background:

During our updates at Rutledge Hall over the last year, the team has been able to install 65” Interactive Flat Screens in many of the classrooms. The remodel to the Rutledge Hall classrooms presents a great opportunity as the District has the ability to modernize the learning environment for all of the classrooms. The teachers and the team have all agreed that they would like to continue to use the interactive flat panel monitors that we have installed, but by rotating the classroom 90°, this new orientation calls for a larger model monitor to make the screen much more visible within the classroom space.

The team reached out to various vendors for pricing on this project. Ultimately we were able to continue to work with our current BenQ vendor to obtain educational pricing on a larger 75” unit for these classrooms. The quote that was provided also includes shipping, unpacking, debris removal as well as a full mounting and network installation on all of the units. Also included with this quote is an installation for the current 65” units, as those will be relocated to other areas of Rutledge Hall.

Since we are going to be working on this in August, it is our top priority to ensure that we have everything completed to open up the classrooms to the teachers and students as soon as possible. Any units that are not being used in Rutledge Hall will be moved to either Todd or Lincoln Hall.

Vendor		Total
CDWG	Product Only	\$114,198.93
TouchBoards	Product Only	\$112,023.00
SHI	Product Only	\$106,866.00
Midwest Computer Products	Installation Included	\$101,368.49

Fiscal Impact:

The total cost is \$101,368.49

Recommendation:

The Finance Committee concurs with the Administration's recommendation to the Board of Education to approve this agreement from Midwest Computer Products for the purchase and installation of Interactive Flat Panel Displays in the amount of \$101,368.49.



Lincolnwood School District 74

6950 East Prairie Road
Lincolnwood, IL 60712

Jordan Stephen
jstephen@sd74.org
847-675-8234

Ben Q for Summer Construction

MCP will install 27 75-inch BenQ Interactive Boards (Room #'s TBD). The installation process shall entail:

- Unpacking the boards
- Removing them from their packaging
- Mounting them on pre-installed wall mounts
- Ensuring all necessary OFE cables, including network and power, are connected.

In addition to the new display, MCP will also relocate 11 65-Inch BenQ Interactive Boards (Rooms #'s TBD). The installation process shall entail:

- Relocating 11 boards from various classrooms
- Removing the boards from mobile stands
- Installing them on wall mounts
- Connecting all required OFE cables, such as network and power.

27 Displays w/ NFC Cards	\$	73,274.30
MCP Installation Services	\$	15,179.93
Total (75")	\$	88,454.23

Wall Mounts (Installation included)	\$	5,665.00
Installation of 11 65" Displays	\$	7,249.26
Total (65")	\$	12,914.26


Combined Projects	\$	101,368.49
--------------------------	-----------	-------------------

Pricing Valid for 30 days

Sincerely,



Thomas B. Warda, CTS



Executive Summary Finance Committee Meeting

DATE: May 23, 2024
TOPIC: CDWG- Rutledge Hall Charging Carts
PREPARED BY: Jordan Stephen

Recommended for:

- Action
- Discussion
- Information

Purpose/Background:

During the planning process for Rutledge Hall, it was determined by the staff members that classrooms would need a storage unit to be provided for student iPads for either charging or storage needs. The counter top boxes that are currently being utilized in the classrooms would not fit due to the size and would take up much of the countertop space that is provided with the new case work. Discussions around having a mobile cart in each of the classrooms began.

The team went to work to start looking at various alternatives and reached out to the ILTPP (Illinois Technology Purchase Program) and gathered proposals from many different vendors. The team selected the following piece of equipment based upon customer reviews, flexibility, electrical capacity, and growth as well as an overall description of the product.

Since CDW-G is a hardware vendor and this is a hardware product, this item would not have to go through legal counsel as this is a general commercial use product.

Qty	Vendor	Price	Total
18	LockNCharge EPIC 24 Charging Cart	\$617.87	\$11,121.66

Fiscal Impact:

The total cost is \$11,121.66.

Recommendation:

The Finance Committee concurs with the Administration’s recommendation to the Board of Education to approve this Quote from CDW-G for Charging Carts in the amount of \$11,121.66.



Thank you for choosing CDW. We have received your quote.

Hardware Software Services IT Solutions Brands Research Hub

QUOTE CONFIRMATION

JORDAN STEPHEN,

Thank you for considering CDW•G for your technology needs. The details of your quote are below. **If you are an eProcurement or single sign on customer, please log into your system to access the CDW site.** You can search for your quote to retrieve and transfer back into your system for processing.

For all other customers, click below to convert your quote to an order.

Convert Quote to Order

QUOTE #	QUOTE DATE	QUOTE REFERENCE	CUSTOMER #	GRAND TOTAL
NVSG448	4/10/2024	NVSG448	1313173	\$11,121.66

QUOTE DETAILS

ITEM	QTY	CDW#	UNIT PRICE	EXT. PRICE
LocknCharge EPIC 24 Charging Cart	18	6352742	\$617.87	\$11,121.66
Mfg. Part#: LNC14-10410				
Contract: Illinois ILTPP AEPA-022G (022-G)				

SUBTOTAL	\$11,121.66
SHIPPING	\$0.00
SALES TAX	\$0.00
GRAND TOTAL	\$11,121.66

PURCHASER BILLING INFO	DELIVER TO
Billing Address: LINCOLNWOOD SCHOOL DISTRICT #74 BUSINESS MGR. 6950 N EAST PRAIRIE RD LINCOLNWOOD, IL 60712-2554 Phone: (847) 675-8234 Payment Terms: NET 30 Days-Govt/Ed	Shipping Address: LINCOLNWOOD SCHOOL DISTRICT #74 BUSINESS MGR. 6950 N EAST PRAIRIE RD LINCOLNWOOD, IL 60712-2554 Phone: (847) 675-8234 Shipping Method: DROP SHIP-COMMON CARRIER
	Please remit payments to: CDW Government 75 Remittance Drive Suite 1515 Chicago, IL 60675-1515



Sales Contact Info

Meg Heaphy | 800.808.4239 | meg.heaphy@cdwg.com

LEASE OPTIONS			
FMV TOTAL	FMV LEASE OPTION	68	BO TOTAL
			BO LEASE OPTION

\$11,121.66	\$322.64/Month	\$11,121.66	\$367.90/Month
--------------------	-----------------------	--------------------	-----------------------

Monthly payment based on 36 month lease. Other terms and options are available. Contact your Account Manager for details. Payment quoted is subject to change.

Why finance?

- Lower Upfront Costs. Get the products you need without impacting cash flow. Preserve your working capital and existing credit line.
- Flexible Payment Terms. 100% financing with no money down, payment deferrals and payment schedules that match your company's business cycles.
- Predictable, Low Monthly Payments. Pay over time. Lease payments are fixed and can be tailored to your budget levels or revenue streams.
- Technology Refresh. Keep current technology with minimal financial impact or risk. Add-on or upgrade during the lease term and choose to return or purchase the equipment at end of lease.
- Bundle Costs. You can combine hardware, software, and services into a single transaction and pay for your software licenses over time! We know your challenges and understand the need for flexibility.

General Terms and Conditions:

This quote is not legally binding and is for discussion purposes only. The rates are estimate only and are based on a collection of industry data from numerous sources. All rates and financial quotes are subject to final review, approval, and documentation by our leasing partners. Payments above exclude all applicable taxes. Financing is subject to credit approval and review of final equipment and services configuration. Fair Market Value leases are structured with the assumption that the equipment has a residual value at the end of the lease term.

Need Help?



My Account



Support



Call 800.800.4239

[About Us](#) | [Privacy Policy](#) | [Terms and Conditions](#)

This order is subject to CDW's Terms and Conditions of Sales and Service Projects at <http://www.cdw.com/content/terms-conditions/product-sales.aspx>
For more information, contact a CDW account manager.

© 2024 CDW•G LLC, 200 N. Milwaukee Avenue, Vernon Hills, IL 60061 | 800.808.4239



Executive Summary Finance Committee Meeting

DATE: May 23, 2024

TOPIC: 2024-2025 Encyclopedia Britannica Renewal

PREPARED BY: Jordan Stephen

Recommended for:

- Action
- Discussion
- Information

Purpose/Background:

Encyclopedia Britannica is a curricular tool that is available online to all students in the District. The resources found through this service meet the unique needs of every learner as students can toggle between reading levels on each article, have articles read aloud, and use Merriam-Webster's dictionary to hear words pronounced and read their definitions. Each article can also be translated into over 80 languages, which is a great asset to our growing ELL population. Articles pulled from Britannica School are all fact-checked from credible sources.

Newly added features include the ability for teachers to easily integrate these resources into the Google classroom LMS or save them in a format to use with their classes. Students also have the ability to review the information and save that back into their own personal Google Drive folders and create a library of resources for reference. Other new features include the ability to automatically cite their information in many different writing styles.

Based upon usage statistics, this product continues to be one of the most widely used across the district being used widely across the District.

Though the price on this product increased substantially, the District worked with the vendor to secure a lower price point for the 2024-2025 school year.

Fiscal Impact:

\$1000.00 for the use of Britannica School Subscription for all students and teachers in the school District. The District paid Encyclopedia Britannica \$715.50 in 2023-2024.

Recommendation:

The Finance Committee concurs with the Administration's recommendation to the Board of Education to approve this agreement from Encyclopedia Britannica for the Britannica School Subscription in the amount of \$1,000.00 from July 1, 2024 till June 30, 2025.



Britannica
EDUCATION

Quote #: Q-79360-2
Date: 4/25/2024 9:23 AM
PO #:
Expires On: 12/31/2024
Prepared By: Joshua Martinez
Email: jmartinez@eb.com

Quotation

Encyclopaedia Britannica

325 N. LaSalle St. Suite 200, Chicago, Illinois 60654
 Phone: (800) 621-3900 Fax: (800) 344-9624

Quote To

Jordan Stephen
 LINCOLNWOOD SCH DIST 74
 ADMINISTRATION BLDG
 6950 N. EAST PRAIRIE ROAD
 LINCOLNWOOD, Illinois 60712
 United States
 Jordan Stephen
 847-675-8234
 jstephen@sd74.org

Bill To

Jordan Stephen
 LINCOLNWOOD SCH DIST 74
 MARVIN GARLICH ADMINISTRATION BLDG
 6950 N. EAST PRAIRIE ROAD
 LINCOLNWOOD, Illinois 60712
 United States

Sold To

Comments:

Subscription Terms

Starting Date: 7/1/2024
 Ending Date: 6/30/2025
 Term: 12

Total Users: 1,221
 Weighted Users: 1,221

Product	Product Code	Total Price
Britannica School Subscription	OLSV-Britannica School Subscription	USD 1,000.00
TOTAL:		USD 1,000.00


ACH Payments:
 Encyclopaedia Britannica, Inc.
 Account # 2462513
 Routing/ABA # 071000288
 Type: Checking
 Currency: US Dollar

To pay with credit card, please email ebcustomerserv@eb.com

Terms & Conditions

Tax Id: 36-2063569
 Please return a copy of this invoice with payment to:
 ENCYCLOPAEDIA BRITANNICA, INC.
 P.O. BOX 95225
 CHICAGO, IL 60694-5225

Please Note: Unless specified tax is not included on this invoice.



Executive Summary Finance Committee Meeting

DATE: May 23, 2024

TOPIC: District Purchasing Update(s)

PREPARED BY: David Russo, Dominick Lupo, Jordan Stephen

Recommended for:

- Action
- Discussion
- Information

Purpose/Background:

This document provides the Finance Committee with an update of ongoing District renewals and/or purchases that will not require Board Approval based on criteria adopted in May 2023.

Items for Finance Committee Review:

- BrainPop for 2024-2025
 - Brainpop subscriptions provide students and teachers with video explanations and activities for students in Kindergarten through 8th Grade and supports various languages.
 - Teachers use BrainPOP to introduce new topics or reinforce topics dealing with math, reading and writing, science, social studies, health, and arts and technology.
 - \$9,639.00 - The District paid \$9,210.16 for the same services for the 23-24 school year.

- Brightly for 2024-2026
 - Formerly called SchoolDude, the Brightly software has been used for years to help complete, file, and review classroom work orders and maintenance requests.
 - Brightly is also used to provide our staff with preventative maintenance schedules for mechanical equipment as well as schedule room usage throughout the district.
 - The District is currently in a 3 year contract with the vendor. Recent conversations allowed the District to take advantage of new pricing models and continue with the next two years as a significant discount.
 - The new pricing will save the district \$5,015.81
 - \$6,785.67 - The District paid \$8,594.59 for the services during the 23-24 school year.

- FastBridge Renewal for FY25
 - The FAST (Formative Assessment System for Teachers) system was developed based on research from the University of Minnesota in 2003. It includes both curriculum-based measures (for screening and progress monitoring) and computer-adaptive assessment measures (for diagnostic).
 - This tool has been used across the Township since 2018 as an evaluation to benchmark all students in reading and math and progress monitor ongoing performance for those students receiving academic support services.
 - The cost for FY25 is \$7,434.07. The District paid \$7,080.06 in FY24.

- Finalsite for 2024-2025
 - Finalsite, formerly Blackboard, has been used in the District to host the school District and School websites and mobile app services.
 - Finalsite, currently hosts over 5,000 school Districts in the states and around the globe.
 - The District is currently in Year 2 of a 5 year contract with Finalsite.
 - \$2,429.00 - The District paid \$2,249 for the services during the 23-24 school year.

- Learning A-Z Go for 2024-2025
 - The Learning A-Z Company creates many products that are used within the District.
 - Titles like Vocabulary A-Z, Raz-Kids, Reading A-Z, and Raz-Plus provide the teachers and students with resources and content to help reinforce independent reading, word recognition and vocabulary concepts.
 - Last year we enhanced many grade levels with Raz-Plus ELL specific content.
 - These products are used by hundreds of students throughout the District and provide them with lessons that seamlessly connect instruction to a current topic of study.
 - \$10,638.00 - The District paid \$8,992.50 for the services during the 23-24 school year.

- Newsela for 2024-2025
 - Newsela is a website that provides a range of articles on current events or relevant topics in English/language arts, science, math, and social studies.
 - Resources are presented in five different reading levels; which students can select to best meet their needs. Vocabulary is adjusted to allow the information to be more accessible to students.
 - This product has been in use for many years at both Rutledge and Lincoln Hall.
 - \$7,721.12 - The District paid \$7,216, for the services during the 23-24 school year.

- Powerschool SIS for 2024-2025
 - PowerSchool Inc. is the provider of the District's Student Information System (SIS).
 - Powerschool houses data that can be accessed by District staff, students, and parents.
 - Powerschool's reporting engine makes it possible for the District to upload information into ISBE's Student Information System, print report cards, and keep track of day to day operations of all students.
 - \$8,756.06 - The District paid \$8,102.24 for the services during the 23-24 school year.

□ Powerschool Enrollment for 2024-2025

- PowerSchool Enrollment Registration is an integrated system that the District uses for online student registration.
- Data entered by parents/guardians before the school year begins, is stored by the system, approved before the school year begins, then uploaded directly into the District's PowerSchool Student Information System (SIS).
- \$12,486.68 - The District paid \$11,563.64 for the services during the 23-24 school year.

□ Schoology for 2024-2025

- Since 2015 Lincolnwood School District 74 has used the Schoology Learning Management System, a product of PowerSchool, to manage the communication and workflow between teachers, classes, and the students at Lincoln Hall.
- The LMS links student curriculum packages as well as Google Drive files and the Powerschool information system.
- \$5,246.35 - The District paid \$4,875.73 for the services during the 23-24 school year.

□ SeeSaw for 2024-2025

- Seesaw is a Learning Management System (LMS) that allows teachers at Todd Hall to create and share online activities and assignments with students and communicate with families.
- Students use creative tools to write, draw, take pictures, and record videos in order to capture their learning and receive feedback.
- Teachers and families at Todd Hall use the service to communicate with families during e-learning sessions.
- \$3,276 - The District paid \$3,120 for the services during the 23-24 school year.


□ Writable for 2024-2025

- Writable is an online platform that provides a great deal of flexibility with regard to writing assignments.
- Writable contains over 1,000 pre-made writing assignments in content areas including social studies, literature, and science and are customizable to fit the individual needs of all of the students.
- Teachers also have the ability to create their own writing assignments to meet the unique needs of each of their classes while providing real-time feedback to students on their grammar and writing style
- \$3,480.84 - The District paid \$3,168 for the services during the 23-24 school year.

□ PLTW for 2024-2025

- Project Lead the Way (PLTW) is the organization that creates and maintains the curriculum for the Science, Technology, Engineering, and Mathematics (STEM) programs implemented across the District.
- The district subscribes to two programs; PLTW Gateway at the middle school, and PLTW Launch at Todd and Rutledge Hall.

- The District is assessed an annual subscription fee for each building participating.
- \$2,850 - The District paid \$2,850 for the services during the 23-24 school year.



Finance Committee Meeting

DATE: May 23, 2024

TOPIC: District Finance Update

PREPARED BY: Courtney Whited

Recommended for:

Action

Discussion

Information

Purpose/Background:

To provide the Finance Committee an update on ongoing Districtwide matter(s):

1. Crossing Guards for the 2024-25 school year
2. The May 21, 2024 Facilities Committee agenda included preliminary discussions pertaining to renovations at Todd Hall. The initial estimate is approximately \$6.5 million.