

## **Finance Committee**

Thursday, June 2, 2022 6:00 PM

Grodsky Administration Building, 700 N Schoenbeck Rd, Prospect Heights, IL  
60070

### **I. Call to Order**

### **II. Discussion Items**

II.A. Financial Reporting to the Committee

II.B. Anticipated Year End Balances

II.C. Report on Interim Audit Status

II.D. Organic Life Renewal Pricing for 2022-23  
School Year & Recommendation of Lunch Fees

II.E. Residency Investigations Update

### **III. Adjournment**

Date of Original Contract

July 1, 2020

Year of Renewal (Circle)

1 **2** 3 4 5- COVID19 Emergency Extension 6- COVID19 Emergency Extension 7- COVID19 Emergency Extension

**Contract Renewal Agreement for  
Food Management Services  
Nonprofit Food Service Program**

This document contains the rates and fees for the contract of food service management for nonprofit food service programs for the period beginning July 1, 2022, and ending June 30, 2023. The terms and conditions of the original contract are applicable to the contract renewal. Upon acceptance, this document shall constitute the contract renewal between the Food Service Management Company (FSMC) and the School Food Authority.

The FSMC shall not plead misunderstanding or deception because of the character, location, or other conditions pertaining to the contract.

PER MEAL PRICES MUST BE QUOTED AS IF NO USDA COMMODITIES WILL BE RECEIVED

	2021-2022 Rate**	2022-2023 Rate***	Percentage Increase****
1. Reimbursable Breakfasts	1. <u>1.4234</u>	1. <u>1.5088</u>	1. <u>6</u>
2. Reimbursable Lunches*	2. <u>2.4312</u>	2. <u>2.5770</u>	2. <u>6</u>
3. Reimbursable Pre-K Snacks (CACFP)	3. <u>2.0260</u>	3. <u>2.1475</u>	3. <u>6</u>
4. A la Carte Equivalents Fee*	4. <u>2.4312</u>	4. <u>2.5770</u>	4. <u>6</u>
5. A la Carte Management Fee	5. _____	5. _____	5. _____
6. Reimbursable After-School Snack	6. <u>1.0390</u>	6. <u>1.1013</u>	6. <u>6</u>
7. Special Milk	7. <u>0.9870</u>	7. <u>1.0462</u>	7. <u>6</u>
8. Reimbursable After-School Supper (CACFP)	8. <u>4.1040</u>	8. <u>4.3502</u>	8. <u>6</u>
9. Reimbursable Summer Breakfast	9. <u>1.4234</u>	9. <u>1.5088</u>	9. <u>6</u>
10. Reimbursable Summer Lunch	10. <u>2.4312</u>	10. <u>2.5770</u>	10. <u>6</u>

\*Rates must be the same.

\*\*Rates must be based on original contract terms, not on COVID-19 contract amendment rates (if applicable).

\*\*\*Rates must not be rounded up. Do not exceed four decimal places.

\*\*\*\*Percentage increase must not exceed the allowable increase established in the original contract.

OrganicLife, LLC

Food Service Management Company

430 W. Erie St., Ste. 403

Street Address

Chicago

IL

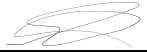
60654

City

State

Zip Code

By submission of this proposed renewal agreement, the FSMC certifies that, in the event they receive a renewal award under this solicitation, the FSMC shall operate in accordance with all applicable current program regulations. This agreement shall not exceed one year.

  
Authorized Signature of FSMC

Vice President

Title

3/15/2022

Date

**Acceptance of Contract Renewal Agreement**

School Food Authority (SFA)

Agreement Number

Authorized Signature of SFA

Title

Date

## Contract Renewal Agreement Certification Form 2022–2023

The *Contract Renewal Agreement Certification Form* must be completed and signed by the School Food Authority's (SFA's) authorized representative.

### A. School Food Authority Information

Agreement Number (RCDT Code) \_\_\_\_\_

School Food Authority \_\_\_\_\_

Contractor Name OragnicLife, LLC

### B. Required Documentation

Submit signed copies of the following documents.

- *Contract Renewal Agreement*
- *Contract Renewal Agreement Certification Form 2022–2023*
- Certification forms, as applicable, signed annually by the contractor. The contractor certification forms are located on our website at <https://www.isbe.net/Pages/General-Procurement-All-Programs.aspx> under Contract Certification Forms.
  - *Certification Regarding Debarment, Suspension, Ineligibility and Voluntary Exclusion—Lower Tier Covered Transactions,*
  - *Certificate Regarding Lobbying—Contracts, Grants, Loans, and Cooperative Agreements,*
  - *Disclosure of Lobbying Activities-* If the annual contract is over \$100,000 and any funds other than Federal appropriated funds have been used for lobbying;
- Any other amendments, if applicable, for non-material allowable contract changes accompanied by written justification for the amendment.

### C. Contract Renewal Terms

Per the contract renewal terms stated in the contract, the maximum allowable percentage increase that may be applied to the fixed meal rates and fixed management fees is as follows (**refer to the original contract for renewal terms; check the appropriate box**):

- |   |                                 |
|---|---------------------------------|
| <input checked="" type="checkbox"/> CPI–Food Away from Home (Dec) | 6.0%                            |
| <input type="checkbox"/> CPI–All (Dec)                            | 7.0%                            |
| <input type="checkbox"/> CPI–Food (Dec)                           | 6.3%                            |
| <input type="checkbox"/> CPI–Food Away from Home (Dec)            | not to exceed (insert number) % |
| <input type="checkbox"/> Other (specify) _____                    |                                 |

### D. Certification Statement

Under the provisions of the United States Department of Agriculture, Food and Nutrition Service, I certify as a sponsor in the Child Nutrition Programs all information contained in the executed *Contract Renewal Agreement* and accompanying contract renewal documents is true and accurate.

I understand the nonprofit school food service program account cannot be used to pay for unallowable contract costs. As authorized representative for the school food authority noted above, I will ensure operation of the nonprofit school food service program, including use of nonprofit school food service program account funds, is in compliance with the rules and regulations of the Illinois State Board of Education and the United States Department of Agriculture regarding Child Nutrition Programs.

I understand revisions cannot be made to the executed *Invitation for Bid and Contract* without first submitting proposed revisions to the Illinois State Board of Education for review and receiving written notification the proposed revisions are allowable within the regulatory guidelines. Furthermore, I understand additional

documents and/or agreements, including those developed by the contractor, cannot become part of the executed contract.

I understand all contract information provided to the Illinois State Board of Education is being given in connection with the receipt of federal funds and deliberate misrepresentation may subject me to prosecution under applicable state and federal criminal statutes. Further, I understand such misrepresentation could result in the loss of federal and state funding received by the school food authority for School-Based Child Nutrition Programs.

I certify that all contract provisions, including those relating to USDA Foods utilization by the FSMC to the maximum extent possible have been met:

School Year 2021-22 USDA Foods Entitlement Amount	(A)	\$	<u>43,223.71</u>
School Year 2021-22 USDA Foods credits issued to the SFA by the FSMC	(B)	\$	<u>24,493.43</u>
USDA Foods Entitlement Utilization Percentage as of <b>March 1, 2022</b>	(B / A) %		<u>56.67</u>

**\*\*Date of certification must be as of the date contract renewal is signed based on year to date actual credits received by the Vendor\*\***

<u>SFA Authorized Representative Signature</u>	<u>Title</u>	<u>E-mail</u>	<u>Date</u>
--	--------------	---------------	-------------

**Mail or email to:**                      **Nutrition Department  
Illinois State Board of Education  
100 North First Street W270  
Springfield, IL 62777-0001**

**Email: [nutritionprocurement@isbe.net](mailto:nutritionprocurement@isbe.net)**

**Please submit documents only once.** For example, do not email and mail. Only one copy of each set of documents is necessary. **All original documents should be retained in the SFA's files.**



**Transmission of material in this release is embargoed until  
 8:30 a.m. (ET) January 12, 2022**

USDL-22-0018

Technical information: (202) 691-7000 • [cpi\\_info@bls.gov](mailto:cpi_info@bls.gov) • [www.bls.gov/cpi](http://www.bls.gov/cpi)  
 Media Contact: (202) 691-5902 • [PressOffice@bls.gov](mailto:PressOffice@bls.gov)

**CONSUMER PRICE INDEX – DECEMBER 2021**

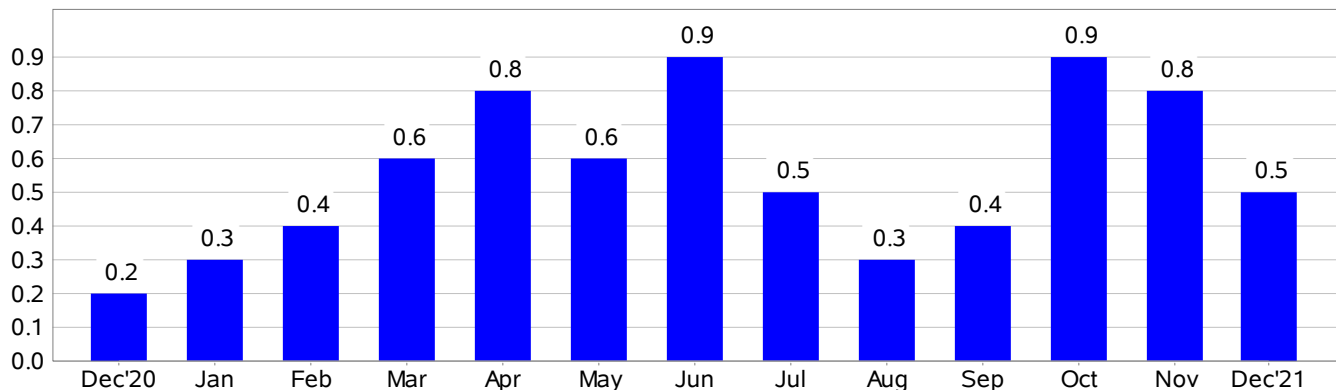
The Consumer Price Index for All Urban Consumers (CPI-U) increased 0.5 percent in December on a seasonally adjusted basis after rising 0.8 percent in November, the U.S. Bureau of Labor Statistics reported today. Over the last 12 months, the all items index increased 7.0 percent before seasonal adjustment.

Increases in the indexes for shelter and for used cars and trucks were the largest contributors to the seasonally adjusted all items increase. The food index also contributed, although it increased less than in recent months, rising 0.5 percent in December. The energy index declined in December, ending a long series of increases; it fell 0.4 percent as the indexes for gasoline and natural gas both decreased.

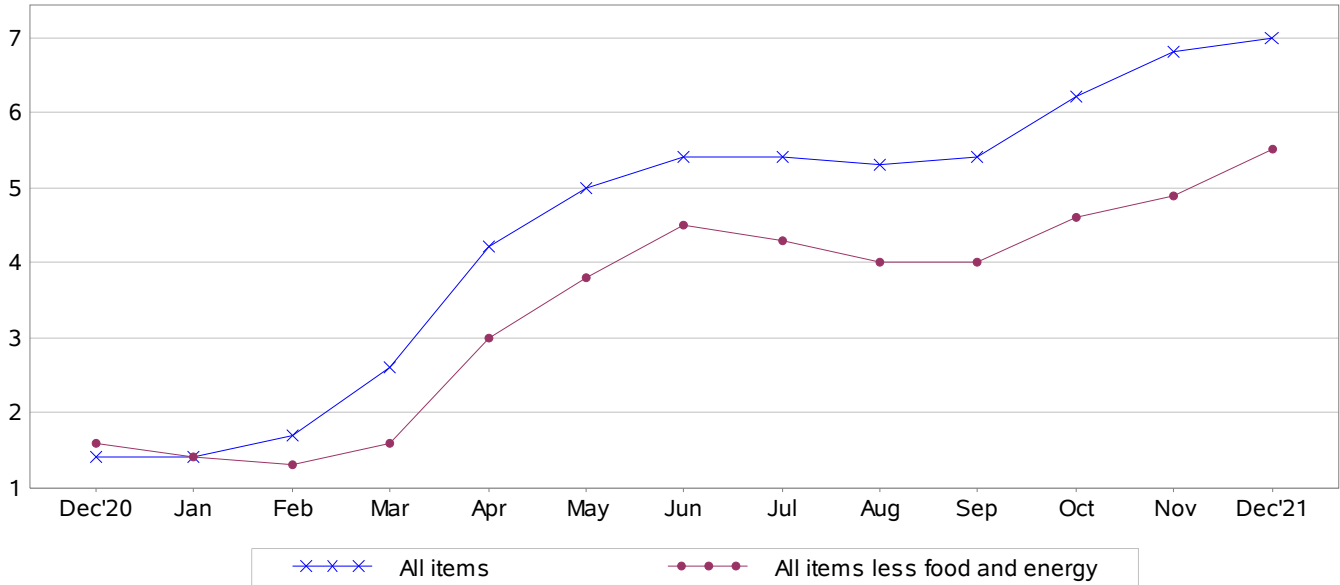
The index for all items less food and energy rose 0.6 percent in December following a 0.5-percent increase in November. This was the sixth time in the last 9 months it has increased at least 0.5 percent. Along with the indexes for shelter and for used cars and trucks, the indexes for household furnishings and operations, apparel, new vehicles, and medical care all increased in December. As in November, the indexes for motor vehicle insurance and recreation were among the few to decline over the month.

The all items index rose 7.0 percent for the 12 months ending December, the largest 12-month increase since the period ending June 1982. The all items less food and energy index rose 5.5 percent, the largest 12-month change since the period ending February 1991. The energy index rose 29.3 percent over the last year, and the food index increased 6.3 percent.

**Chart 1. One-month percent change in CPI for All Urban Consumers (CPI-U), seasonally adjusted, Dec. 2020 - Dec. 2021**  
 Percent change



**Chart 2. 12-month percent change in CPI for All Urban Consumers (CPI-U), not seasonally adjusted, Dec. 2020 - Dec. 2021**  
Percent change



**Table A. Percent changes in CPI for All Urban Consumers (CPI-U): U.S. city average**

	Seasonally adjusted changes from preceding month							Un-adjusted 12-mos. ended Dec. 2021
	Jun. 2021	Jul. 2021	Aug. 2021	Sep. 2021	Oct. 2021	Nov. 2021	Dec. 2021	
All items.....	0.9	0.5	0.3	0.4	0.9	0.8	0.5	7.0
Food.....	0.8	0.7	0.4	0.9	0.9	0.7	0.5	6.3
Food at home.....	0.8	0.7	0.4	1.2	1.0	0.8	0.4	6.5
Food away from home <sup>1</sup> .....	0.7	0.8	0.4	0.5	0.8	0.6	0.6	6.0
Energy.....	1.5	1.6	2.0	1.3	4.8	3.5	-0.4	29.3
Energy commodities.....	2.6	2.3	2.7	1.3	6.2	5.9	-0.6	48.9
Gasoline (all types).....	2.5	2.4	2.8	1.2	6.1	6.1	-0.5	49.6
Fuel oil <sup>1</sup> .....	2.9	0.6	-2.1	3.9	12.3	3.5	-2.4	41.0
Energy services.....	0.2	0.8	1.1	1.2	3.0	0.3	-0.1	10.4
Electricity.....	-0.3	0.4	1.0	0.8	1.8	0.3	0.3	6.3
Utility (piped) gas service.....	1.7	2.2	1.6	2.7	6.6	0.6	-1.2	24.1
All items less food and energy.....	0.9	0.3	0.1	0.2	0.6	0.5	0.6	5.5
Commodities less food and energy commodities.....	2.2	0.5	0.3	0.2	1.0	0.9	1.2	10.7
New vehicles.....	2.0	1.7	1.2	1.3	1.4	1.1	1.0	11.8
Used cars and trucks.....	10.5	0.2	-1.5	-0.7	2.5	2.5	3.5	37.3
Apparel.....	0.7	0.0	0.4	-1.1	0.0	1.3	1.7	5.8
Medical care commodities <sup>1</sup> .....	-0.4	0.2	-0.2	0.3	0.6	0.1	0.0	0.4
Services less energy services.....	0.4	0.3	0.0	0.2	0.4	0.4	0.3	3.7
Shelter.....	0.5	0.4	0.2	0.4	0.5	0.5	0.4	4.1
Transportation services.....	1.5	-1.1	-2.3	-0.5	0.4	0.7	-0.3	4.2
Medical care services.....	0.0	0.3	0.3	-0.1	0.5	0.3	0.3	2.5

<sup>1</sup> Not seasonally adjusted.

## **Food**

The food index increased 0.5 percent in December following larger increases in each of the three previous months. The food at home index increased 0.4 percent in December after rising 0.8 percent in November. Five of the six major grocery store food group indexes increased in December. The index for fruits and vegetables increased the most, rising 0.9 percent over the month as the index for fresh fruits increased 1.8 percent. The index for nonalcoholic beverages rose 0.8 percent in December, and the index for dairy and related products increased 0.7 percent. The index for other food at home rose 0.6 percent, and the index for cereals and bakery products increased 0.4 percent over the month.

The index for meats, poultry, fish, and eggs declined in December, falling 0.4 percent after rising at least 0.7 percent in each of the last 7 months. The indexes for beef (-2.0 percent) and pork (-0.8 percent) declined after recent sharp increases.

The food away from home index rose 0.6 percent in December, the same increase as in November. The index for full service meals rose 0.8 percent, and the index for limited service meals advanced 0.6 percent over the month.

The food at home index rose 6.5 percent over the last 12 months; this compares to a 1.5-percent annual increase over the last 10 years. All of the six major grocery store food group indexes increased over the period. By far the largest increase was that of the index for meats, poultry, fish, and eggs, which rose 12.5 percent over the year despite falling in December. The index for dairy and related products increased 1.6 percent, the smallest increase among the groups.

The index for food away from home rose 6.0 percent over the last year, the largest increase since January 1982. The index for limited service meals rose 8.0 percent over the last 12 months, and the index for full service meals rose 6.6 percent. The index for food at employee sites and schools, in contrast, declined 49.3 percent over the past 12 months, reflecting widespread free lunch programs.

## **Energy**

The energy index declined 0.4 percent in December; this followed a 3.5-percent increase in November and was its first decrease since April 2021. The gasoline index fell 0.5 percent in December after rising 6.1 percent in both November and October. (Before seasonal adjustment, gasoline prices fell 2.2 percent in December.) The index for natural gas also declined in December, falling 1.2 percent after rising in each of the last 10 months. The electricity index, in contrast, rose in December, increasing 0.3 percent, the same increase as in November.

The energy index rose 29.3 percent over the past 12 months with all major energy component indexes increasing. The gasoline index rose 49.6 percent over the last year. The index for natural gas rose 24.1 percent over the last 12 months, and the electricity index rose 6.3 percent.

## **All items less food and energy**

The index for all items less food and energy rose 0.6 percent in December. The shelter index increased 0.4 percent in December as the indexes for rent and owners' equivalent rent both rose 0.4 percent, the same increases as in November and October. The index for used cars and trucks continued to rise, advancing 3.5 percent in December after increasing 2.5 percent in each of the prior 2 months.

The index for household furnishings and operations rose 1.1 percent over the month as the indexes for furniture and bedding and for housekeeping supplies increased. The apparel index rose 1.7 percent over the month, its largest increase since January 2021. The index for new vehicles continued to rise, increasing 1.0 percent in December; this was its eighth consecutive monthly increase of at least 1.0 percent.

The medical care index rose 0.3 percent in December. The index for hospital services increased 0.2 percent and the index for prescription drugs rose 0.1 percent, while the index for physicians' services was unchanged. Other indexes that rose in December include airline fares (+2.7 percent), personal care (+0.5 percent), tobacco (+0.7 percent), and education (+0.1 percent).

In contrast to these increases, the motor vehicle insurance index fell 1.5 percent in December after declining 0.8 percent the prior month. The recreation index fell 0.2 percent in December, the same decline as last month. The communication index was unchanged over the month.

The index for all items less food and energy rose 5.5 percent over the past 12 months, its largest 12-month increase since the period ending February 1991. Major contributors to this increase include shelter (+4.1 percent) and used cars and trucks (+37.3 percent). However, the increase is broad-based, with virtually all component indexes showing increases over the past 12 months.

#### **Not seasonally adjusted CPI measures**

The Consumer Price Index for All Urban Consumers (CPI-U) increased 7.0 percent over the last 12 months to an index level of 278.802 (1982-84=100). For the month, the index increased 0.3 percent prior to seasonal adjustment.

The Consumer Price Index for Urban Wage Earners and Clerical Workers (CPI-W) increased 7.8 percent over the last 12 months to an index level of 273.925 (1982-84=100). For the month, the index rose 0.3 percent prior to seasonal adjustment.

The Chained Consumer Price Index for All Urban Consumers (C-CPI-U) increased 6.9 percent over the last 12 months. For the month, the index increased 0.3 percent on a not seasonally adjusted basis. Please note that the indexes for the past 10 to 12 months are subject to revision.

---

**The Consumer Price Index for January 2022 is scheduled to be released on Thursday, February 10, 2022 at 8:30 a.m. (ET).**

## **Coronavirus (COVID-19) Pandemic Impact on December 2021 Consumer Price Index Data**

Data collection by personal visit for the Consumer Price Index (CPI) program has been suspended almost entirely since March 16, 2020. When possible, data normally collected by personal visit were collected either online or by phone. Additionally, data collection in December was affected by the temporary closing or limited operations of certain types of establishments. These factors resulted in an increase in the number of prices considered temporarily unavailable and imputed. While the CPI program attempted to collect as much data as possible, many indexes are based on smaller amounts of collected prices than usual, and a small number of indexes that are normally published were not published this month.

For each month from March 2020 to December 2021, BLS has published a summary of the impact of the pandemic on the Consumer Price Index news release and data. The impact summary for December is available at [www.bls.gov/covid19/consumer-price-index-covid19-impacts-december-2021.htm](http://www.bls.gov/covid19/consumer-price-index-covid19-impacts-december-2021.htm). Beginning with publication of January 2022 data in February 2022, this month-specific impact summary will be discontinued. However, information related to the impact of the pandemic will continue to be available at [www.bls.gov/covid19/effects-of-covid-19-pandemic-on-consumer-price-index.htm](http://www.bls.gov/covid19/effects-of-covid-19-pandemic-on-consumer-price-index.htm).

## **Technical Note**

### **Brief Explanation of the CPI**

The Consumer Price Index (CPI) measures the change in prices paid by consumers for goods and services. The CPI reflects spending patterns for each of two population groups: all urban consumers and urban wage earners and clerical workers. The all urban consumer group represents about 93 percent of the total U.S. population. It is based on the expenditures of almost all residents of urban or metropolitan areas, including professionals, the self-employed, the poor, the unemployed, and retired people, as well as urban wage earners and clerical workers. Not included in the CPI are the spending patterns of people living in rural nonmetropolitan areas, farming families, people in the Armed Forces, and those in institutions, such as prisons and mental hospitals. Consumer inflation for all urban consumers is measured by two indexes, namely, the Consumer Price Index for All Urban Consumers (CPI-U) and the Chained Consumer Price Index for All Urban Consumers (C-CPI-U).

The Consumer Price Index for Urban Wage Earners and Clerical Workers (CPI-W) is based on the expenditures of households included in the CPI-U definition that meet two requirements: more than one-half of the household's income must come from clerical or wage occupations, and at least one of the household's earners must have been employed for at least 37 weeks during the previous 12 months. The CPI-W population represents about 29 percent of the total U.S. population and is a subset of the CPI-U population.

The CPIs are based on prices of food, clothing, shelter, fuels, transportation, doctors' and dentists' services, drugs, and other goods and services that people buy for day-to-day living. Prices are collected each month in 75 urban areas across the country from about 6,000 housing units and approximately 22,000 retail establishments (department stores, supermarkets, hospitals, filling stations, and other types of stores and service establishments). All taxes directly associated with the purchase and use of items are

included in the index. Prices of fuels and a few other items are obtained every month in all 75 locations. Prices of most other commodities and services are collected every month in the three largest geographic areas and every other month in other areas. Prices of most goods and services are obtained by personal visits or telephone calls by the Bureau's trained representatives.

In calculating the index, price changes for the various items in each location are aggregated using weights, which represent their importance in the spending of the appropriate population group. Local data are then combined to obtain a U.S. city average. For the CPI-U and CPI-W, separate indexes are also published by size of city, by region of the country, for cross-classifications of regions and population-size classes, and for 23 selected local areas. Area indexes do not measure differences in the level of prices among cities; they only measure the average change in prices for each area since the base period. For the C-CPI-U, data are issued only at the national level. The CPI-U and CPI-W are considered final when released, but the C-CPI-U is issued in preliminary form and subject to three subsequent quarterly revisions.

The index measures price change from a designed reference date. For most of the CPI-U and the CPI-W, the reference base is 1982-84 equals 100. The reference base for the C-CPI-U is December 1999 equals 100. An increase of 7 percent from the reference base, for example, is shown as 107.000. Alternatively, that relationship can also be expressed as the price of a base period market basket of goods and services rising from \$100 to \$107.

### Sampling Error in the CPI

The CPI is a statistical estimate that is subject to sampling error because it is based upon a sample of retail prices and not the complete universe of all prices. BLS calculates and publishes estimates of the 1-month, 2-month, 6-month, and 12-month percent change standard errors annually for the CPI-U. These standard error estimates can be used to construct confidence intervals for hypothesis testing. For example, the estimated standard error of the 1-month percent change is 0.03 percent for the U.S. all items CPI. This means that if we repeatedly sample from the universe of all retail prices using the same methodology, and estimate a percentage change for each sample, then 95 percent of these estimates will be within 0.06 percent of the 1-month percentage change based on all retail prices. For example, for a 1-month change of 0.2 percent in the all items CPI-U, we are 95 percent confident that the actual percent change based on all retail prices would fall between 0.14 and 0.26 percent. For the latest data, including information on how to use the estimates of standard error, see <https://www.bls.gov/cpi/tables/variance-estimates/home.htm>.

### Calculating Index Changes

Movements of the indexes from 1 month to another are usually expressed as percent changes rather than changes in index points, because index point changes are affected by the level of the index in relation to its base period, while percent changes are not. The following table shows an example of using index values to calculate percent changes:

	<b>Item A</b>	<b>Item B</b>	<b>Item C</b>
<b>Year I</b>	112.500	225.000	110.000
<b>Year II</b>	121.500	243.000	128.000
<b>Change in index points</b>	9.000	18.000	18.000
<b>Percent change</b>	$9.0/112.500 \times 100 = 8.0$	$18.0/225.000 \times 100 = 8.0$	$18.0/110.000 \times 100 = 16.4$

## **Use of Seasonally Adjusted and Unadjusted Data**

The Consumer Price Index (CPI) produces both unadjusted and seasonally adjusted data. Seasonally adjusted data are computed using seasonal factors derived by the X-13ARIMA-SEATS seasonal adjustment method. These factors are updated each February, and the new factors are used to revise the previous 5 years of seasonally adjusted data. The factors are available at [www.bls.gov/cpi/tables/seasonal-adjustment/seasonal-factors-2021.xlsx](http://www.bls.gov/cpi/tables/seasonal-adjustment/seasonal-factors-2021.xlsx). For more information on data revision scheduling, please see the Factsheet on Seasonal Adjustment at [www.bls.gov/cpi/seasonal-adjustment/questions-and-answers.htm](http://www.bls.gov/cpi/seasonal-adjustment/questions-and-answers.htm) and the Timeline of Seasonal Adjustment Methodological Changes at [www.bls.gov/cpi/seasonal-adjustment/timeline-seasonal-adjustment-methodology-changes.htm](http://www.bls.gov/cpi/seasonal-adjustment/timeline-seasonal-adjustment-methodology-changes.htm).

For analyzing short-term price trends in the economy, seasonally adjusted changes are usually preferred since they eliminate the effect of changes that normally occur at the same time and in about the same magnitude every year—such as price movements resulting from weather events, production cycles, model changeovers, holidays, and sales. This allows data users to focus on changes that are not typical for the time of year. The unadjusted data are of primary interest to consumers concerned about the prices they actually pay. Unadjusted data are also used extensively for escalation purposes. Many collective bargaining contract agreements and pension plans, for example, tie compensation changes to the Consumer Price Index before adjustment for seasonal variation. BLS advises against the use of seasonally adjusted data in escalation agreements because seasonally adjusted series are revised annually.

### *Intervention Analysis*

The Bureau of Labor Statistics uses intervention analysis seasonal adjustment for some CPI series. Sometimes extreme values or sharp movements can distort the underlying seasonal pattern of price change. Intervention analysis seasonal adjustment is a process by which the distortions caused by such unusual events are estimated and removed from the data prior to calculation of seasonal factors. The resulting seasonal factors, which more accurately represent the seasonal pattern, are then applied to the unadjusted data.

For example, this procedure was used for the motor fuel series to offset the effects of the 2009 return to normal pricing after the worldwide economic downturn in 2008. Retaining this outlier data during seasonal factor calculation would distort the computation of the seasonal portion of the time series data for motor fuel, so it was estimated and removed from the data prior to seasonal adjustment. Following that, seasonal factors were calculated based on this “prior adjusted” data. These seasonal factors represent a clearer picture of the seasonal pattern in the data. The last step is for motor fuel seasonal factors to be applied to the unadjusted data.

For the seasonal factors introduced for January 2021, BLS adjusted 72 series using intervention analysis seasonal adjustment, including selected food and beverage items, motor fuels, electricity, and vehicles.

### *Revision of Seasonally Adjusted Indexes*

Seasonally adjusted data, including the U.S. city average all items index levels, are subject to revision for up to 5 years after their original release. Every year, economists in the CPI calculate new seasonal factors for seasonally adjusted series and apply them to the last 5 years of data. Seasonally adjusted indexes beyond the last 5 years of data are considered to be final and not subject to revision. For January 2021, revised seasonal factors and seasonally adjusted indexes for 2016 to 2020 were calculated and published. For series which are directly adjusted using the Census X-13ARIMA-SEATS seasonal adjustment software, the seasonal factors for 2020 will be applied to data for 2021 to produce the seasonally adjusted 2021 indexes. Series which are indirectly seasonally adjusted by summing

seasonally adjusted component series have seasonal factors which are derived and are therefore not available in advance.

### *Determining Seasonal Status*

Each year the seasonal status of every series is reevaluated based upon certain statistical criteria. Using these criteria, BLS economists determine whether a series should change its status from "not seasonally adjusted" to "seasonally adjusted", or vice versa. If any of the 81 components of the U.S. city average all items index change their seasonal adjustment status from seasonally adjusted to not seasonally adjusted, not seasonally adjusted data will be used in the aggregation of the dependent series for the last 5 years, but the seasonally adjusted indexes before that period will not be changed. Thirty-four of the 81 components of the U.S. city average all items index are not seasonally adjusted for 2021.

### **Contact Information**

For additional information about the CPI visit [www.bls.gov/cpi](http://www.bls.gov/cpi) or contact the CPI Information and Analysis Section at 202-691-7000 or [cpi\\_info@bls.gov](mailto:cpi_info@bls.gov).

For additional information on seasonal adjustment in the CPI visit [www.bls.gov/cpi/seasonal-adjustment/home.htm](http://www.bls.gov/cpi/seasonal-adjustment/home.htm) or contact the CPI seasonal adjustment section at 202-691-6968 or [cpiseas@bls.gov](mailto:cpiseas@bls.gov).

Information from this release will be made available to sensory impaired individuals upon request. Voice phone: 202-691-5200; Federal Relay Service: 1-800-877-8339.

**ILLINOIS STATE BOARD OF EDUCATION**

100 North First Street  
Springfield, IL 62777-0001

**CERTIFICATION REGARDING DEBARMENT, SUSPENSION, INELIGIBILITY, AND VOLUNTARY EXCLUSION LOWER TIER COVERED TRANSACTIONS**

This certification is required by the regulations implementing Executive Orders 12549 and 12689, Debarment and Suspension, 2 CFR part 3485, including Subpart C Responsibilities of Participants Regarding Transactions (also see federal guidance at 2 CFR part 180). Copies of the regulations may be obtained by contacting the Illinois State Board of Education.

**BEFORE COMPLETING CERTIFICATION, READ INSTRUCTIONS BELOW.**

**CERTIFICATION**

The prospective lower tier participant certifies, by submission of this Certification, that:

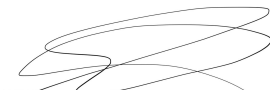
- (1) Neither it nor its principals are presently debarred, suspended, proposed for debarment, declared ineligible, or voluntarily excluded from participation in this transaction by any Federal department or agency;
- (2) It will provide immediate written notice to whom this Certification is submitted if at any time the prospective lower tier participant learns its certification was erroneous when submitted or has become erroneous by reason of changed circumstances;
- (3) It shall not knowingly enter any lower tier covered transaction with a person who is debarred, suspended, declared ineligible, or voluntarily excluded from participation in this covered transaction, unless authorized by the department or agency with which this transaction originated;
- (4) It will include the clause titled *Certification Regarding Debarment, Suspension, Ineligibility, and Voluntary Exclusion—Lower Tier Covered Transactions*, without modification, in all lower tier covered transactions and in all solicitations for lower tier covered transactions;
- (5) The certifications herein are a material representation of fact upon which reliance was placed when this transaction was entered into; and
- (6) Where the prospective lower tier participant is unable to certify to any of the statements in this certification, such prospective participant shall attach an explanation to this Certification.

OrganicLife, LLC  
\_\_\_\_\_  
*Organization Name*

Food Service management  
\_\_\_\_\_  
*PR/Award Number or Project Name*

Saad Abid  
\_\_\_\_\_  
*Name of Authorized Representative*

Vice President  
\_\_\_\_\_  
*Title*

  
\_\_\_\_\_  
*Original Signature of Authorized Representative*

3/15/22  
*Date*

**Instructions for Certification**

1. By signing and submitting this Certification, the prospective lower tier participant is providing the certifications set out herein.
2. If it is later determined that the prospective lower tier participant knowingly rendered an erroneous certification, in addition to other remedies available to the Federal government, the department or agency with which this transaction originated may pursue all available remedies, including suspension and/or debarment.
3. Except for transactions authorized under paragraph 3 above, if a participant in a covered transaction knowingly enters into a lower tier covered transaction with a person who is suspended, debarred, ineligible, or voluntarily excluded from participation in this transaction, in addition to other remedies available to the Federal government, the department or agency with which this transaction originated may pursue all available remedies, including suspension and/or debarment.
4. The terms *covered transaction*, *debarred*, *suspended*, *ineligible*, *lower tier covered transaction*, *participant*, *person*, *primary covered transaction*, *principal*, *proposal*, and *voluntarily excluded*, as used herein, have the meanings set out in the Definitions and Coverage sections of the rules implementing Executive Order 12549 and Executive Order 12689. You may contact the person to which this Certification is submitted for assistance in obtaining a copy of those regulations.
5. A participant in a covered transaction may rely upon a certification of a prospective participant in a lower tier covered transaction that it is not debarred, suspended, ineligible, or voluntarily excluded from the covered transaction, unless it knows the certification is erroneous. A participant may decide the method and frequency by which it determines the eligibility of its principals. Each participant may, but is not required to, check the "GSA Government-Wide System for Award Management Exclusions" (SAM Exclusions) at <http://www.sam.gov>.
6. Nothing contained in the foregoing shall be construed to require establishment of a system of records in order to render in good faith the certification required herein. The knowledge and information of a participant is not required to exceed that which is normally possessed by a prudent person in the ordinary course of business dealings.

**ILLINOIS STATE BOARD OF EDUCATION**

100 North First Street  
Springfield, IL 62777-0001

**CERTIFICATE REGARDING LOBBYING**

The undersigned certifies, to the best of his or her knowledge and belief, that:

- (1) No Federal appropriated funds have been paid or will be paid, by or on behalf of the undersigned, to any person for influencing or attempting to influence an officer or employee of an agency, a Member of Congress, an officer or employee of Congress, or an employee of a Member of Congress in connection with the awarding of any Federal contract, the making of any Federal grant, the making of any Federal loan, the entering into any cooperative agreement, and the extension, continuation, renewal, amendment, or modification of any Federal contract, grant, loan, or cooperative agreement.
- (2) If any funds other than Federal appropriated funds have been paid or will be paid to any person for influencing or attempting to influence an officer or employee of any agency, a Member of Congress, an officer or employee of Congress, or an employee of a Member of Congress in connection with this Federal contract, grant, loan, or cooperative agreement, the undersigned shall complete and submit ISBE 85-37, "Disclosure of Lobbying Activities," in accordance with its instructions.
- (3) The undersigned shall require that the language of this certification be included in the award documents for all subawards at all tiers (including subcontracts, subgrants, and contracts under grants, loans, and cooperative agreements) and that all subrecipients shall certify and disclose accordingly.

This certification is a material representation of fact upon which reliance was placed when this transaction was made or entered into. Submission of this certification is a prerequisite for making or entering into this transaction imposed by Section 1352, Title 31, U.S. Code. Any person who fails to file the required certification shall be subject to a civil penalty of not less than \$10,000 and not more than \$100,000 for each such failure.

OrganicLife, LLC

\_\_\_\_\_  
*Organization Name*

Food Service management

\_\_\_\_\_  
*PR/Award Number or Project Name*

Saad Abid

\_\_\_\_\_  
*Name of Authorized Representative*

Vice President

\_\_\_\_\_  
*Title*

  
\_\_\_\_\_  
*Original Signature of Authorized Representative*

3/15/22

\_\_\_\_\_  
*Date*

ILLINOIS STATE BOARD OF EDUCATION  
100 North First Street  
Springfield, IL 62777-0001

**DISCLOSURE OF LOBBYING ACTIVITIES**

**Directions:** Complete this form to disclose lobbying activities pursuant to 31 U.S.C. 1352. (See reverse for public burden disclosure.)

1. TYPE OF FEDERAL ACTION

a. Contract     b. Grant     c. Cooperative agreement     d. Loan     e. Loan guarantee     f. Loan insurance

2. STATUS OF FEDERAL ACTION

a. Bid/offer/application     b. Initial award     c. Post-award

3. REPORT TYPE

a. Initial filing     b. Material change     For material change only: \_\_\_\_\_ Year \_\_\_\_\_ Quarter \_\_\_\_\_ Date of last report

4. NAME AND ADDRESS OF REPORTING ENTITY

Prime     Subawardee, Tier \_\_\_\_\_, if known \_\_\_\_\_ Congressional District, if known

5. IF REPORTING ENTITY IN NO. 4 IS SUBAWARDEE, ENTER NAME AND ADDRESS OF PRIME

\_\_\_\_\_ Congressional District, if known

6. FEDERAL DEPARTMENT/AGENCY

7. FEDERAL PROGRAM NAME/DESCRIPTION

\_\_\_\_\_ CFDA Number, if applicable

8. FEDERAL ACTION NUMBER, if known

9. AWARD AMOUNT, if known

\$ \_\_\_\_\_

10a. NAME AND ADDRESS OF LOBBYING ENTITY  
(If individual, last name, first name, MI)

b. INDIVIDUALS PERFORMING SERVICES  
(Including address if different from No. 10a) (last name, first name, MI)

**(Attach Continuation Sheet(s) ISBE 85-37A, if necessary)**

11. AMOUNT OF PAYMENT (check all that apply)

\$ \_\_\_\_\_     Actual     Planned

12. FORM OF PAYMENT (check all that apply)

a. Cash     b. In-kind; specify: nature \_\_\_\_\_ value \_\_\_\_\_

13. TYPE OF PAYMENT (check all that apply)

a. Retainer     b. One-time fee     c. Commission  
 d. Contingent fee     e. Deferred     f. Other, specify \_\_\_\_\_

14. Brief description of services performed or to be performed and date(s) of service, including officer(s), employee(s), or member(s) contacted, for payment indicated in item 11.

No lobbying activity to report

15.  YES     NO    CONTINUATION SHEET(S), ISBE 85-37A ATTACHED

16. Information requested through this form is authorized by title 31 U.S.C. Section 1352. This disclosure of lobbying activities is a material representation of fact upon which reliance was placed by the tier above when this transaction was made or entered into. This disclosure is required pursuant to 31 U.S.C. 1352. This information will be reported to the Congress semi-annually and will be available for public inspection. Any person who fails to file the required disclosure shall be subject to a civil penalty of not less than \$10,000 and not more than \$100,000 for each such failure.

ORIGINAL SIGNATURE



PRINT NAME OR TYPE

Saad Abid

TITLE

Vice President

TELEPHONE NUMBER

(312) 929-2005

DATE

3/15/22

**INSTRUCTIONS FOR COMPLETION OF  
ISBE 85-37, DISCLOSURE OF LOBBYING ACTIVITIES**

This disclosure form shall be completed by the reporting entity, whether subawardee or prime Federal recipient, at the initiation or receipt of a covered Federal action, or a material change to a previous filing, pursuant to title 31 U.S.C. Section 1352. The filing of a form is required for each payment or agreement to make payment to any lobbying entity for influencing or attempting to influence an officer or employee of any agency, a Member of Congress, an officer or employee of Congress, or an employee of a Member of Congress in connection with a covered Federal action. Use the ISBE 85-37A Continuation Sheet for additional information if the space on the form is inadequate. Complete all items that apply for both the initial filing and material change report. Refer to the implementing guidance published by the Office of Management and Budget for additional information.

1. Identify the type of covered Federal action for which lobbying activity is and/or has been secured to influence the outcome of a covered Federal action.
2. Identify the status of the covered Federal action.
3. Identify the appropriate classification of this report. If this is a followup report caused by a material change to the information previously reported, enter the year and quarter in which the change occurred. Enter the date of the last previously submitted report by this reporting entity for this covered Federal action.
4. Enter the full name, address, city, state and zip code of the reporting entity. Include Congressional District, if known. Check the appropriate classification of the reporting entity that designates if it is, or expects to be, a prime or subaward recipient. Identify the tier of the subawardee, e.g., the first subawardee of the prime is the 1st tier. Subawards include but are not limited to subcontracts, subgrants and contract awards under grants.
5. If the organization filing the report in item 4 checks "Subawardee", then enter the full name, address, city, state and zip code of the prime Federal recipient. Include Congressional District, if known.
6. Enter the name of the Federal agency making the award or loan commitment. Include at least one organizational level below agency name, if known. For example, Department of Transportation, United States Coast Guard.
7. Enter the Federal program name or description for the covered Federal action (item 1). If known, enter the full Catalog of Federal Domestic Assistance (CFDA) number for grants, cooperative agreements, loans, and loan commitments.
8. Enter the most appropriate Federal identifying number available for the Federal action identified in item 1 (e.g., Request for Proposal (RFP) number; Invitation for Bid (IFB) number; grant announcement number; the contract, grant, or loan award number; the application/proposal control number assigned by the Federal agency). Include prefixes, e.g., "RFP-DE-90-001".
9. For a covered Federal action where there has been an award or loan commitment by the Federal agency, enter the Federal amount of the award/loan commitment for the prime entity identified in item 4 or 5.
10. (a) Enter the full name, address, city, state and zip code of the lobbying entity engaged by the reporting entity identified in item 4 to influence the covered Federal action.  
(b) Enter the full names of the individual(s) performing services, and include full address if different from 10(a). Enter Last Name, First Name, and Middle Initial(MI).
11. Enter the amount of compensation paid or reasonably expected to be paid by the reporting entity (item 4) to the lobbying entity (item 10). Indicate whether the payment has been made (actual) or will be made (planned). Check all boxes that apply. If this is a material change report, enter the cumulative amount of payment made or planned to be made.
12. Check the appropriate box(es). Check all boxes that apply. If payment is made through an in-kind contribution, specify the nature and value of the in-kind payment.
13. Check the appropriate box(es). Check all boxes that apply. If other, specify nature.
14. Provide a specific and detailed description of the services that the lobbyist has performed, or will be expected to perform, and the date(s) of any services rendered. Include all preparatory and related activity, not just time spent in actual contact with Federal officials. Identify the Federal official(s) or employee(s) contacted or the officer(s), employee(s), or Member(s) of Congress that were contacted.
15. Check whether or not an ISBE 85-37A Continuation Sheet(s) is attached.
16. The certifying official shall sign and date the form, print his/her name, title, and telephone number.

*Public reporting burden for this collection of information is estimated to average 30 minutes per response, including time for reviewing instructions, searching existing data sources, gathering and maintaining the data needed, and completing and reviewing the collection of information. Send comments regarding the burden estimate or any other aspect of this collection of information, including suggestions for reducing this burden, to the Office of Management and Budget, Paperwork Reduction Project (0348-0046), Washington, D.C. 20503.*

**ILLINOIS STATE BOARD OF EDUCATION**  
100 North First Street  
Springfield, Illinois 62777-0001

**CONTINUATION SHEET**  
**DISCLOSURE OF LOBBYING ACTIVITIES**

---

REPORTING ENTITY

---



**Prospect Heights School District 23  
Finance Committee  
Information Item**

---

**Date:** June 2, 2022

**Subject:** Recommendation for Student Lunch Fees for the 2022-23 School Year

**Contact:** Amy McPartlin, Assistant Superintendent for Finance & Operations

---

**BACKGROUND:**

On an annual basis, the Administration reviews the current fee structure and its alignment with District expenditures. At the January, 2022 Board of Education meeting, the Board approved all student fees except for student lunch and milk fees. During the past two school years, breakfast and lunch have been offered to every student at no cost, as these meals have been fully reimbursed by the Federal Government under the Summer Food Service Program. The current waivers have only been extended through June, 2022 and are not set to be renewed.

**Student Lunch Fees**

The Organic Life renewal for 2022-23 is based on pre-covid meal rates. As previously shared, we are transitioning back to our agreed upon bid pricing. One milk is included with each meal. The cost for a second milk will remain the same.

**Proposed 2022-23 Student Lunch Fees:**

<b>GRADE(S)</b>	<b>Current Reimbursement Amount (NSLP/SBP)</b>	<b>Organic Life Charge to D23</b>	<b>Proposed Student Cost for 2022-23</b>
Breakfast (All Grades)	\$ .33	\$1.50	\$1.75
Grades K – 5 (Lunch)	\$ .35	\$2.57	\$2.90
Grades 6 – 8 (Lunch)	\$ .35	\$2.57	\$3.10
Grades 6 – 8 (Second Milk)	\$ .00	\$1.10	\$1.10

**Conclusion**

The Administration recommends the fees proposed above for approval for the 2022-23 school year.