

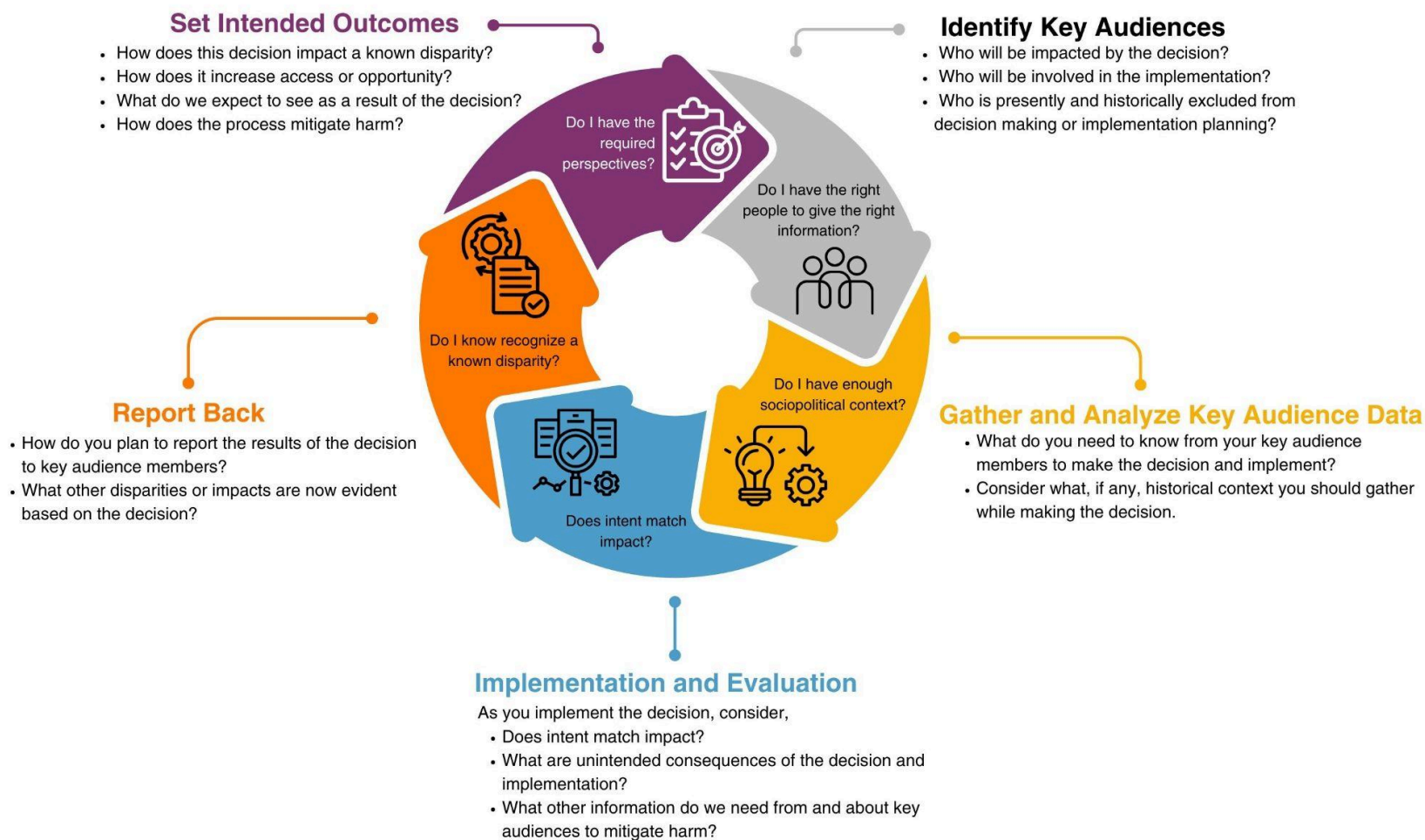
General Meeting of the Board
Thursday, May 28, 2026 6:30 PM

Boardroom / Teleconference
1820 Xenium Ln N
Minneapolis, MN 55441-3790

Agenda

1. **CALL TO ORDER** (*Action*)
2. **APPROVAL OF GENERAL MEETING AGENDA** (*Action*)
3. **AUDIENCE OPPORTUNITY TO SPEAK** (*Information*)
4. **APPROVAL OF CONSENT AGENDA** (*Action*)
 - 4.1. General Board Meeting Minutes from May 14, 2026
 - 4.2. Routine Human Resources Activities for May 28, 2026
 - 4.3. Monthly Financial Report for April 2026
5. **SHARE THE SUCCESS & RECOGNITION** - None
6. **SUPERINTENDENT'S REPORT - (40 minutes)**
 - 6.1. Strategic Plan Update (*Action*)
 - 6.2. Superintendent Year-End 2025-2026 Goal Update (*Information*)
7. **INSTRUCTIONAL REPORT** - None
8. **BUSINESS SERVICES & LABOR RELATIONS REPORT - (20 minutes)**
 - 8.1. Facilities Report - None
 - 8.2. Financial Report
 - 8.2.1. Annual Food Service Board Report and Program Resolution (*Resolution*)
 - 8.3. Human Resource Report - None
9. **BOARD BUSINESS - (20 minutes)**
 - 9.1. Policy Review & Revision - None
 - 9.2. Board Reports
 - 9.2.1. Chair Report
 - 9.2.1.1. Annual Organizational Memberships (*Action*)
 - 9.2.2. AMSD Report
 - 9.2.2.1. May 2026 AMSD Connections Newsletter
 - 9.3. District News
 - 9.3.1. School Board Calendars
 - 9.3.2. May 28, 2026, Board Event Calendar
 - 9.4. Once Around the Table
10. **ADJOURNMENT**

Equity Decision Making Tool



DISTRICT 287 GENERAL MEETING OF THE BOARD
Intermediate District 287
1820 Xenium Lane, Minneapolis, MN 55441
May 14, 2026
MINUTES

1. CALL TO ORDER

Board Chair Brakke called the general meeting to order at 6:30 PM in the District Service Center Boardroom and by the use of District 287 Teleconferencing. Board Director Dr. Locke recited the Intermediate District 287 mission statement: "The mission of Intermediate District 287 is to be the premier provider of innovative specialized services to ensure that each member district can meet the unique learning needs of its students."

A Roll Call was taken, and a quorum was declared with 9 member districts represented and the following Board members in attendance:

272	Eden Prairie	Kim Ross
273	Edina	Michael Birdman
276	Hopkins	Michael Remucal
278	Orono	Dr. Leslie Locke
279	Osseo	Keith Tate
280	Richfield	Ken Liss
281	Robbinsdale	Caroline Long
284	Wayzata	Dan Ginestra
277	Westonka	Brian Roath

Absent: 286/Zeck, 270/Anderson, and 283/Casey

Guests: John Blamo & Family

287 Administration: Superintendent Doud, Dr. Tonya Allen, Camille Hepola, Dr. Kevin Witherspoon, Kiarra Zackery, and Wauneen Denson-Mgeni

287 Staff Members: Aislinn Dwyer, Angelo Grant, Sheri Frank, and Olena Zaslavska

2. APPROVAL OF GENERAL MEETING AGENDA

The general meeting agenda was presented for approval. *Motion by Keith Tate, seconded by Michael Birdman, approve the meeting agenda. All in favor. No votes against. Motion carried.*

3. OPEN FORUM FOR COMMUNITY COMMENTS - None

4. APPROVAL OF CONSENT AGENDA

The Consent Agenda was presented for approval. The Consent Agenda included the general meeting minutes from the General Meeting of the Board Minutes from April 23, 2026, Approval of the Blaze Credit Union Grant, Approval of Employment Capacity Building Cohort 2.0 Grant, Approval of the National School Lunch Program Equipment Grant, and Approval of Edmentum Contract. *Motion by Michael Remucal, seconded by Ken Liss, to approve the Consent Agenda as presented. All in favor. Motion carried unanimously.*

5. SHARE THE SUCCESS & RECOGNITIONS

Aislinn Dwyer, Principal of the North Education Center (NEC), introduced John Blamo, a 10-year-old non-verbal student at NEC. His teacher noted that he was initially scared, confused, and misunderstood when he first started at NEC. Over recent months, John has achieved significant progress and now serves as a positive role model for other students. He communicates using an iPad, and staff have increasingly noticed him smiling more often. John's mother shared that his Autism diagnosis led them to 287, and how they are grateful for the district's support.

Aislinn Dwyer, Principal of the North Education Center (NEC), introduced the May 2026 Above and Beyond winner, Sheri Frank, Educational Support Professional. Sheri expressed her appreciation to her fantastic colleagues, supportive administration, and committed School Board.

Kiarra Zackery, the Director of Equity and Inclusion, introduced the Grow Your Own graduates, who were then recognized by the School Board and Superintendent for their achievement.

Kiarra Zackery, the Director of Equity and Inclusion, took the stage to proudly introduce the Grow Your Own graduates, a group of individuals who have completed a rigorous program designed to cultivate future educators from within the district. The graduates were honored by the School Board and the Superintendent.

6. SUPERINTENDENT'S REPORT

Superintendent Doud expressed her sincere appreciation to the 2026 retirees for their dedicated service and contributions to the district. She then presented the [2026 District-wide Retirement Celebration video](#), showcasing the valuable impact and achievements of retiring individuals.

7. INSTRUCTIONAL REPORT - None

8. BUSINESS SERVICES & LABOR RELATIONS REPORTS

Facilities Report - None

Financial Report - None

Human Resources Report - None

9. BOARD BUSINESS

Policy Review & Revision - None

AMSD Report

Once Around the Table

10. ADJOURNMENT

Motion was made by Michael Birdman, seconded by Michael Remucal, to adjourn the general meeting of the Board. No votes against. Motion carried. Meeting adjourned at 7:21 PM.

The next general meeting will be held on May 28, 2026, at 6:30 PM in the District Service Center Boardroom and by Teleconference.

Submitted by
Wauneen Denson-Mgeni
Secretary to the School Board

Signed: Chair _____

Clerk _____

Date _____

Date _____



**ROUTINE HUMAN RESOURCES ACTIVITIES FOR THE
INTERMEDIATE DISTRICT 287 SCHOOL BOARD
May 28, 2026**

New Hires					
Name	Position	Department or Site	Reason for Opening	Effective Date	FTE
Synammon Brooks	Administrative Support IV	Special Education	Internal Movement: C. Vue	05/12/2026	1.0
Yamileth Bueso	Custodial Worker	Facilities	Separation: P. Munguh	05/12/2026	1.0
Jon Passig	Part-Time Custodial Worker	Facilities	Separation: C. Tichy	05/12/2026	0.5

Temporary Hiring Agreement: Assignments				
Name	Position	Department or Site	Effective Date	End Date
Sherri Ramsden	Physical Therapist	Itinerant Services	05/04/2026	06/05/2026

Temporary Hiring Agreement: NSO/IS				
Name	Position	Department or Site	Effective Date	End Date
Douglas Hulsether	Latin Instructor	Northern Star Online	06/15/2026	08/30/2026
Jeremiah Lemon	Social Studies Instructor	Northern Star Online	06/15/2026	08/30/2026

Temporary Hiring Agreement: Out of Field Permissions					
Name	Position	Department or Site	Reason for Opening	Effective Date	FTE
Fully Licensed New Hires					
Vanessa Manning	ASD Teacher	Ann Bremer Education Center	Separation: V. Sendolo	04/14/2026	1.0

Extended Leaves of Absence:					
Name	Position	Department or Site	Effective Date	End Date	FTE
Susan Anose	DD Instructor	North Education Center	08/31/2026	06/11/2027	1.0

Julia Becker	Specialized Instructional Coach	Ann Bremer Education Center	08/31/2026	06/11/2027	0.2
Renee Duncan	School Nurse	West Education Center	08/31/2026	06/11/2027	0.1
Heather L. Grebe	Science Instructor	South Education Center	08/31/2026	06/11/2027	0.2
Mohammed Gubara	Educational Support Professional	North Education Center	08/31/2026	06/11/2027	0.875
Linda Holmberg	Educational Support Professional	Ann Bremer Education Center	08/31/2026	06/11/2027	0.125
Maria Morales	Health Care Specialist	South Education Center	08/31/2026	06/11/2027	1.0
Stacy Nielsen	School Psychologist	Care and Treatment Programs	08/31/2026	06/11/2027	0.25
Julie Norman	Educational Support Professional	Ann Bremer Education Center	08/31/2026	06/11/2027	0.2
Desiree Quinlan	BVI Instructor	Itinerant Services	08/31/2026	06/11/2027	0.125
Dawn Reese	Educational Support Professional	South Education Center	08/31/2026	06/11/2027	0.065
Julia Salzman	School Psychologist	West Education Center	08/31/2026	06/11/2027	0.4
Michelle Spaeth	EBD Instructor	Ann Bremer Education Center	08/31/2026	06/11/2027	0.2
Samantha Thompson	SEL Coordinator	Care and Treatment Programs	08/31/2026	06/11/2027	0.2

Separations: Dismissal			
Name	Position	Department/Site	Effective Date
Pius Munguh	Custodial Worker	Facilities Department	03/27/2026

Separations: Resignation				
Name	Position	Department or Site	Reason (if internal movement)	Effective Date
Lindsey Shoemaker	Innovative Instructional Coach	North Education Center	Personal Reasons	07/24/2026
Caroline Steuer	ASD Teacher	North Education Center	Personal Reasons	06/05/2026
Samuel Strassburg	IT Specialist	Information Technology Department	Personal Reasons	06/05/2026
Kristina Wilson	Deaf/Blind Intervener	Itinerant Services	Personal Reasons	05/08/2026
Yolanda Coombs	Educational Support Professional	South Education Center	Personal Reasons	04/29/2026
Samera Dennie	Educational Support Professional	South Education Center	Personal Reasons	04/23/2026

Jennifer Gallagher	Educational Support Professional	North Education Center	Personal Reasons	05/01/2026
Tnaye Griffin	Educational Support Professional	North Education Center	Personal Reasons	05/15/2026
Olando Momo	Educational Support Professional	North Education Center	Personal Reasons	06/05/2026
David Montemayor	Educational Support Professional	North Education Center	Personal Reasons	04/13/2026
Farrah Roberson	Educational Support Professional	South Education Center	Personal Reasons	06/05/2026
Khia Ross	Educational Support Professional	South Education Center	Personal Reasons	05/20/2026
Robert Ward	Educational Support Professional	South Education Center	Personal Reasons	06/05/2026

Other:				
RECOMMEND the Board's approval to credit Tracy Cox, Instructor ASD at South Education Center, with one (1) day of additional sick leave. This day has been donated by the staff member listed below who have authorized the District to reduce their individual sick leave balances by one (1) day.				
Donor Name Withheld by Request				



ATTACHMENT TO ROUTINE HUMAN RESOURCES ACTIVITIES REPORT
May 28, 2026

Curriculum Writing/Summer Projects/Spring Clean Up/Fall Start Up

Ann Mitty		
-----------	--	--

Summer School

LICENSED

ESY/EY

Melissa Alshouse	Misty Brawner	Charles Buza
Tahanee Madison	Joshua Mattson	Nathan Perez

WSSS

Aliya Ashfaq	Lilly Bradford	Sherilyn Brown
Marie Burke	Sidney Cui	Susan Cvek
Stephanie Duch	Andrea Eastman	Allison Fischer
Kris Holtmeyer	Mary Beth Huttlin	James Ikhaml
Veronica Jackson	Tami Junkermeier	Cory Knudtson
Ruth Koran	Katie Lee	Morgan Lee
Michael LoPresti	Susan Mackin	Kristina Makousky
Anne Malloy	Nick Novak	Conor O'Loughlin
Freya O'Loughlin	Chad Olsen	Karen Oakes
Chad Olsen	Sara Palkowitsch	Brittini Parrish
Lorie Peralez	Kirsten Phillips	Daniel Reynolds

Calia Ross	Robyn Roub	Paul Sackaroff
Lisa Schmid	Kathryn Schmidt	Macey Schuler
Priscilla Shaykevich	Emily Joan Smith	Mary Kaye Snell
Samantha Snidarich	Guy Stewart	Lisa-Marie Stienessen
Alexander Swanson	Kristiann Stotz	David Stulberg
Lindsay Sundquist	Molly Traynor	Roshonda White

NON LICENSED:

ESY/EY

Angela Rassel; Food Service		
-----------------------------	--	--

WSSS

Micah Allen	Alicia Barr	Yolanda Conley
Mary Dayton	Mackenzie Diaz	Khang Dinh
George Fisher	Dominic Flemming	Katrina Johnson
Al Klammer	Catherine LeGrand	Bruce Lowmanstone
Akshath Mahesh	Tyler Mann	Wyatt Petersen
Lisa Thomas	Derek Van Heuveln	Amie Weaver
Minhye Youk		

CONSENT AGENDA - RECOMMENDATION

Intermediate District 287
RESPONSIVE. INNOVATIVE. SOLUTIONS.

April Monthly Financial Reports

May 28, 2026

Author

Dana Trattles, Finance Administrative Assistant
Marcy Doud, Superintendent

Summary

The April Budget to Actual Comparison and other Financial Reports for Board approval

- Revenues are at 67.1 % of budget, this is in between the prior two years percentages.
- Expenditures are at 71.9% of budget, this is higher than the prior two years percentages.
- Monthly disbursements totaled \$13,271,777.80 (\$9,040,453.67 through Accounts Payable and \$4,231,324.13 through Payroll).
- Regular Investments totaled \$20,142,913.23 including withdrawal of \$4,977.35, earned interest and dividends totaling \$131,850.44.
- 2022A LTFM Bond Investments had a total balance of \$1,012,630.18 and the activity for the month was interest earnings of \$6,071.48.
- Cash is in between the two prior year's level.
- Enrollment Reports - April 2026 Actual ADM compared to Budget Planning and Prior Year (Apr. 2025):
 - ALC – 226.23 ADM which is 27.77 below budget and 32.57 ADM below prior year.
 - Northern Star Online – 1,177.7 ADM which is 159.7 above budget and 111.76 ADM above prior year. Many NSO enrollments are recorded after the semester end.
 - Career & Technical Pathways – 133.96 ADM which is 31.96 above budget and 37.44 ADM above prior year.
 - Special Education – 535.76 ADM which is 62.63 below budget and 2.31 ADM above prior year.
 - Care & Treatment – 86.54 ADM which is 24.22 below budget and 11.51 ADM below prior year.
- Donations – Cash \$100.00. Custard Cups, donated by Culver's of Eden Prairie, for all programs at Career & Tech Center valued at \$300.00.

Recommendation

The Board approve the April Monthly Financial Reports.

DISTRICT 287
REVENUE COMPARISON

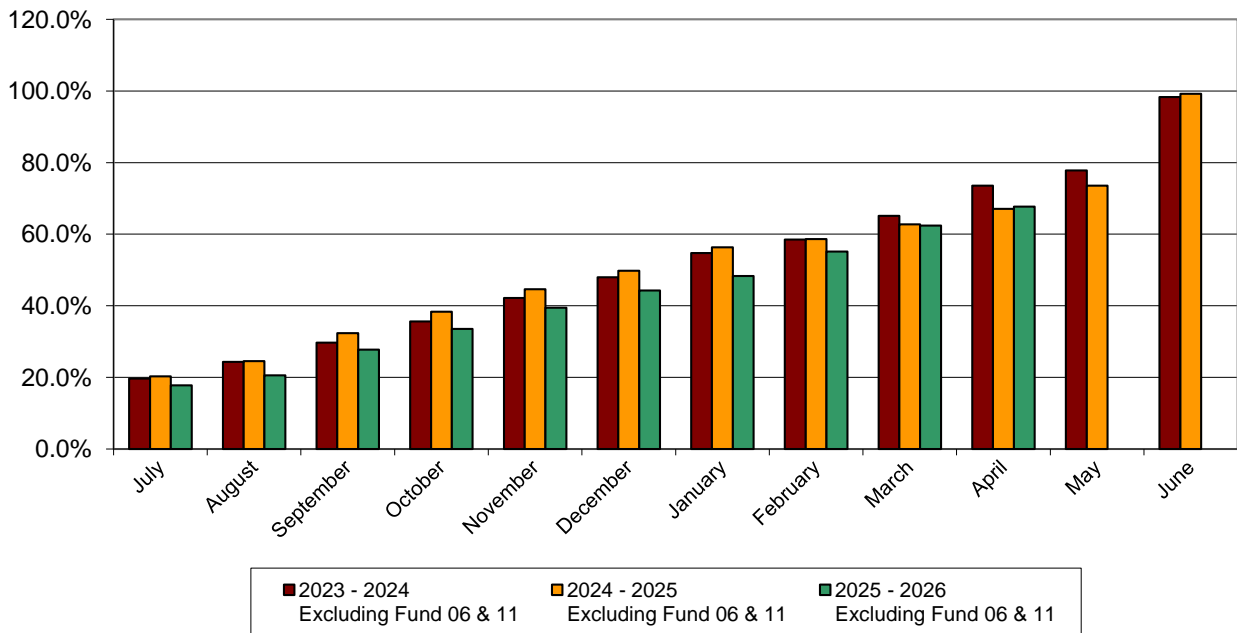
Month	2023 - 2024		2024 - 2025		2025 - 2026		2025 - 2026	
	Excluding Fund 06 & 11		Excluding Fund 06 & 11		Excluding Fund 06 & 11		Including Fund 06 & 11	
	\$	%	\$	%	\$	%	\$	%
July	23,454,555	19.7% ¹	26,130,396	20.3% ²	24,677,754	17.8% ³	24,690,806	17.8%
August	5,555,759	24.3% ¹	5,533,085	24.6% ²	3,833,160	20.6% ³	3,842,391	20.6%
September	6,418,580	29.7% ¹	9,995,943	32.3% ²	9,956,187	27.8% ³	9,964,274	27.8%
October	7,033,514	35.6% ¹	7,739,129	38.3% ²	8,013,576	33.6% ³	8,021,092	33.6%
November	7,853,633	42.2% ¹	8,106,095	44.6% ²	8,217,540	39.5% ³	8,224,410	39.5%
December	6,852,360	47.9% ¹	6,680,616	49.8% ²	6,646,303	44.3% ³	6,652,286	44.3%
January	8,090,580	54.7% ¹	8,380,272	56.3% ²	5,594,390	48.3% ³	5,599,551	48.3%
February	4,501,636	58.5% ¹	3,006,126	58.6% ²	9,432,528	55.1% ³	9,435,713	55.1%
March	7,937,907	65.2% ¹	5,324,721	62.8% ²	10,073,022	62.4% ³	10,076,133	62.4%
April	10,002,641	73.5% ¹	5,535,964	67.1% ²	7,348,589	67.7% ³	7,351,549	67.7%
May	5,089,254	77.8% ¹	8,400,980	73.6% ²				
June	24,442,780	98.3% ¹	33,031,125	99.2% ²				
TOTAL	117,233,200	98.3%	127,864,452	99.2%	93,793,048	67.7%	93,858,205	67.7%
BUDGET	119,257,057²		128,874,184³		138,523,297		138,643,297	

¹ excludes Funds 06 & 11 budgeted revenue of \$55,000

² excludes Funds 06 & 11 budgeted revenue of \$80,000

³ excludes Funds 06 & 11 budgeted revenue of \$120,000

REVENUE COMPARISON - ALL FUNDS
YTD REVENUE BY MONTH
(excluding Fund 06 & 11)



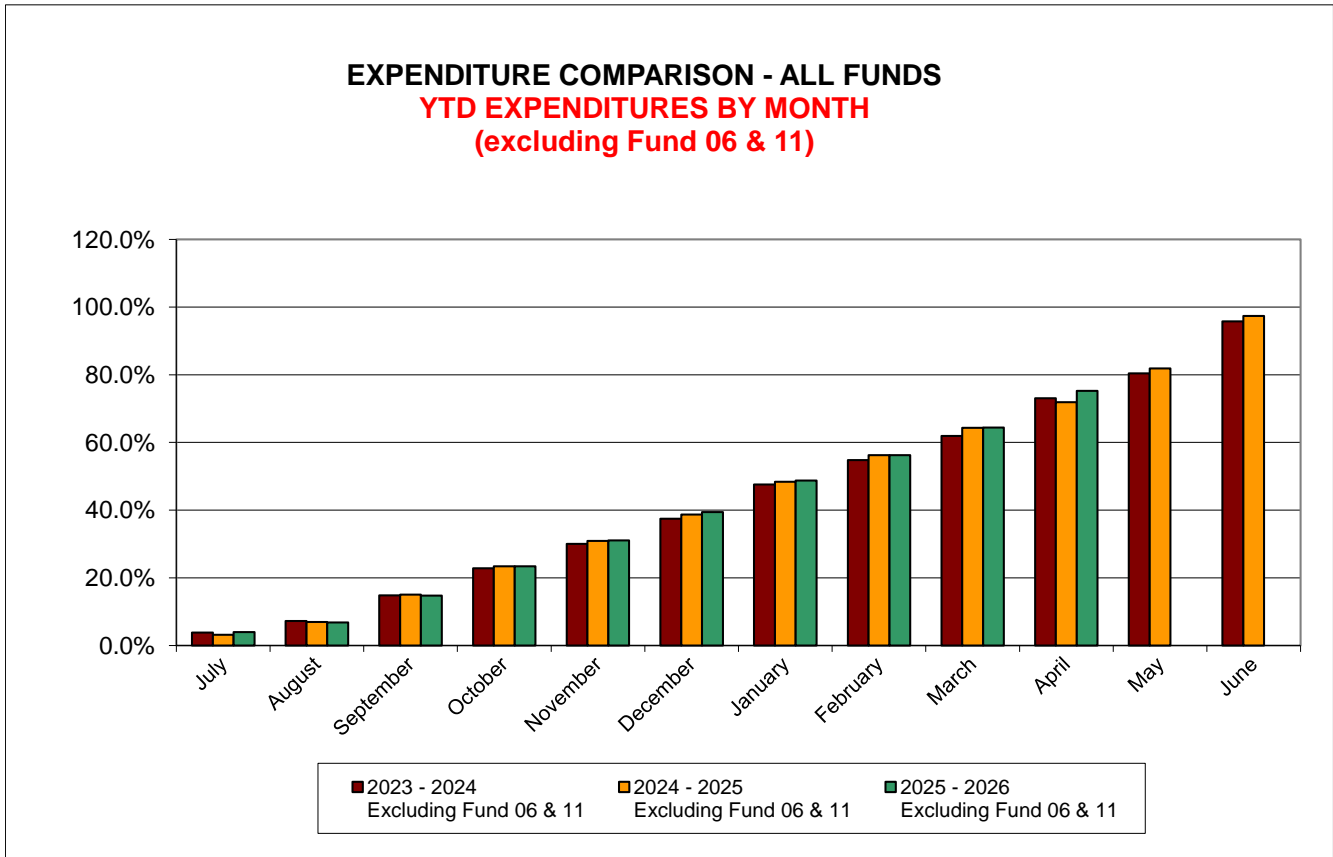
DISTRICT 287
EXPENDITURE COMPARISON

Month	2023 - 2024		2024 - 2025		2025 - 2026		2025 - 2026	
	Excluding Fund 06 & 11		Excluding Fund 06 & 11		Excluding Fund 06 & 11		Including Fund 06 & 11	
	\$	%	\$	%	\$	%	\$	%
July	4,424,027	3.8% ¹	4,013,490	3.2% ²	5,412,095	4.0% ³	5,102,527	3.7%
August	3,954,604	7.3% ¹	4,735,735	6.9% ²	3,840,424	6.8% ³	4,025,200	6.6%
September	8,668,867	14.8% ¹	10,198,405	15.0% ²	10,725,461	14.7% ³	10,845,145	14.5%
October	9,257,161	22.8% ¹	10,581,202	23.4% ²	11,813,124	23.4% ³	12,110,163	23.4%
November	8,286,923	30.0% ¹	9,450,008	30.9% ²	10,298,015	31.0% ³	10,420,450	31.0%
December	8,555,529	37.4% ¹	9,876,304	38.7% ²	11,411,035	39.4% ³	11,948,835	39.7%
January	11,690,319	47.6% ¹	12,191,878	48.4% ²	12,598,280	48.7% ³	12,782,538	49.0%
February	8,340,543	54.8% ¹	9,973,096	56.3% ²	10,145,544	56.2% ³	10,181,444	56.4%
March	8,148,996	61.9% ¹	10,233,010	64.4% ²	11,091,888	64.4% ³	11,117,553	64.5%
April	12,848,626	73.0% ¹	9,483,133	71.9% ²	14,688,191	75.2% ³	14,739,063	75.2%
May	8,498,201	80.4% ¹	12,673,417	81.9% ²				
June	17,696,852	95.8% ¹	19,513,909	97.4% ²				
TOTAL	110,370,648	95.8%	122,923,587	97.4%	102,024,058	75.2%	103,272,919	75.2%
BUDGET	115,244,351 ²		126,244,416 ³		135,623,134		137,278,617	

¹ excludes Funds 06 & 11 budgeted expenditures of \$947,361

² excludes Funds 06 & 11 budgeted expenditures of \$579,777

³ excludes Funds 06 & 11 budgeted expenditures of \$1,655,483



_Board- Revenue/Expense Summary by Fund Report

April	2025-2026		Intermediate District No. 287			
Expenditure Fund	Prior YE Act	Budget	MTD Activity	YTD Activity	% Used	YTD Unrealized
01 - GENERAL FUND	18,333,424.63	21,534,475.00	1,459,691.29	15,803,723.85	73.39%	5,730,751.15
02 - FOOD SERVICE FUND	904,035.69	1,024,980.00	80,012.30	733,905.75	71.60%	291,074.25
04 - COMMUNITY SERVICE FUND	0.00	0.00	0.00	0.00		0.00
06 - BUILDING CONSTRUCTION FUND	0.00	0.00	0.00	0.00		0.00
07 - DEBT SERVICE FUND	6,890,043.50	6,923,512.00	2,676,835.00	6,924,287.50	100.01%	-775.50
08 - TRUST FUND	0.00	0.00	0.00	0.00		0.00
09 - AGENCY FUND	0.00	0.00	0.00	0.00		0.00
10 - SCHOLARSHIP FUND	1,500.00	12,526.00	0.00	1,500.00	11.98%	11,026.00
11 - LTFM BOND FUND	898,138.78	1,655,483.00	50,872.06	1,248,860.80	75.44%	406,622.20
12 - ALC - ACADEMIC FUND	14,728,555.91	15,556,489.00	1,279,802.40	10,577,327.92	67.99%	4,979,161.08
13 - CAREER & TECH FUND	2,261,663.64	2,767,367.00	169,380.08	1,698,769.07	61.39%	1,068,597.93
14 - SPECIAL EDUCATION FUND	66,805,156.62	73,036,023.00	7,166,581.11	54,075,563.03	74.04%	18,960,459.97
20 - INTERNAL SERVICE FUND	709,428.09	760,300.00	59,294.51	523,367.46	68.84%	236,932.54
21 - SELF HEALTH INSURANCE FUND	12,283,147.63	13,998,500.00	1,795,833.97	11,681,218.57	83.45%	2,317,281.43
51 - STUDENT CLUB FUND	6,631.18	8,962.00	760.36	4,395.13	49.04%	4,566.87
Total Expenses	123,821,725.67	137,278,617.00	14,739,063.08	103,272,919.08	75.23%	34,005,697.92

Intermediate District 287

Responsive. Innovative. Solutions.

INTER-OFFICE MEMORANDUM

DATE: **May 15, 2026**

TO: Members of the School Board

FROM: Marcy Doud, Superintendent

RE: **Cash Report - April** Claims, Payroll, Receipts, and Investments

A. Recommendation: Request the Board approve payment of the items listed below:

1. A/P payments for: April 2026	Totaling	\$	<u>9,040,453.67</u>
a) Check #'s 116563 - 116637			
and Wire Transfers - #'s 4000002674 - 4000002706, 9000010462 - 9000010716			
2. Payroll payments for: April 2026	Totaling	\$	<u>4,231,324.13</u>
a) Check #'s			
b) Direct Deposit #'s 9000179329 - 9000181525			
3. Receipts for: April 2026	Totaling	\$	<u>14,598,287.94</u>
a) Receipt #'s 20260889 - 20261086			
4. Invest. at end of mo. April 2026			
a) Fund 01 - General Fund		\$	20,142,913.23
b) Fund 11 - 2022A LTFM Bond (Construction Costs)		\$	<u>1,012,630.18</u>
		\$	<u>21,155,543.41</u>

This report has been prepared under the direction of Dave Anderson and is presented for approval by the School Board. Dave and I would be glad to answer any questions.

INTERMEDIATE DISTRICT 287
INVESTMENTS ON HAND
APRIL 2026

#01-104-00 - Investments (General)

INSTITUTION	RATE OF RETURN (%)	DATE	ACTIVITY	AMOUNT INVESTED
PMA - MNTrust IS Account Balance	3.567			254,872.65
PMA - MNTrust SDA - Nexbank, SSB - ICS, TX	3.630			2,606,440.12
PMA - MNTrust SDA - Bell Bank, MN	3.630			72,404.46
PMA - MNTrust SDA - Bank of China, NY	3.660			6,720,701.35
PMA - MNTrust CD - 42 North Private Bank, MA	3.841			243,172.09
PMA - MNTrust CD - Arlo Bank, MO	3.841			243,172.09
PMA - MNTrust CD - ChoiceOne Bank, MI	3.841			243,172.09
PMA - MNTrust CD - First International Bank & Trust, ND	3.841			243,172.09
PMA - MNTrust CD - Home Federal Savings & Loan Assn, NE	3.841			243,172.09
PMA - MNTrust CD - Independent Bank, TN	3.841			243,172.09
PMA - MNTrust CD - Pinnacle Bank, NE	3.841			243,172.09
PMA - MNTrust CD - United Fidelity Bank, fsb, IN	3.841			243,172.09
PMA - MNTrust CD - West Gate Bank, NE	3.841			243,172.09
PMA - MNTrust CD - West Michigan Community Bank, MI	3.841			170,471.21
PMA - MNTrust CD - Local Bank, OK	3.841			101,319.28
PMA - MNTrust CD - American Bank and Trust Co., OK	3.841			75,212.92
PMA - MNTrust CD - American Pride Bank, GA	3.841			21,275.69
PMA - MNTrust CD - State Bank of Texas, TX	3.943			240,300.00
PMA - MNTrust CD - Financial Federal Bank, TN	3.800			240,800.00
PMA - MNTrust CD - Cornerstone Bank, NE	3.972			240,300.00
PMA - MNTrust CD - Solera Nation Bank, CO	3.872			240,500.00
PMA - MNTrust CD - NorthEast Community Bank, NY	3.969			240,300.00
PMA - MNTrust DTC - VALLEY NATL BK WAYNE, 919853NZ0	3.898			244,241.86
PMA - MNTrust DTC - AMERICAN EXPR NATL BK, 02589AFD9	3.805			244,209.54
PMA - MNTrust DTC - MORGAN STANLEY PVT BANK, 61776NDG5	3.905			244,209.29
PMA - MNTrust DTC - ALLY BANK, 02007G3P6	3.905			244,209.84
PMA - MNTrust DTC - FIRST PREMIER BANK, 33610RVS9	3.797			244,246.82
PMA - MNTrust CD - Western Alliance Bank, CA	3.763			240,900.00
PMA - MNTrust CD - NexBank, TX	3.793			240,800.00
PMA - MNTrust CD - Farmers and Merchants Union Bank, WI	3.793			240,700.00
PMA - MNTrust CD - ServisFirst Bank, FL	3.769			240,800.00
PMA - MNTrust DTC - FIRST BANK/HAMILTON NJ, 319137CN3	3.505			244,675.82
PMA - MNTrust CD - American Plus Bank, N.A., CA	3.600			233,000.00
PMA - MNTrust CD - Farmers Bank & Trust, KS	3.500			233,500.00
PMA - MNTrust CD - KS StateBank, KS	3.650			232,600.00
PMA - MNTrust DTC - PREMIER COMMUNITY BK WI, 74048CBK7	3.504			248,699.31
PMA - MNTrust DTC - BUSINESS FIRST BANK, 098079BZ8	3.504			248,698.59
PMA - MNTrust DTC - ALL IN FEDERAL CREDIT UN, 01664MAM8	3.554			248,698.95
PMA - MNTrust CD - First Guaranty Bank, LA	3.713			241,000.00
PMA - MNTrust CD - Freedom Northwest Credit Union	4.071			230,700.00
PMA - MNTrust CD - Bank of China, NY	3.826			236,400.00
PMA - MNTrust CD - Bank Hapoalim B.M., NY	3.550			237,300.00
PMA - MNTrust SEC - US TREASURY N/B, 91282CAU5	3.676			1,909,876.72
Total PMA - MNTrust Investments on Books				<u>20,142,913.23</u>

ACTIVITY DETAIL:

Investments on our Book at End of Prior Month	20,016,040.14
Current Month Activity	
Deposits / Purchases	
Withdrawals / Redemptions	(4,977.35)
Interest Earned - Recorded	130,940.82
Dividends Earned	909.62
Interest/Dividends Earned - To Be Recorded in Next Month	-
Total Investments at End of Month & Un-recorded Interest	<u>20,142,913.23</u>

#11-104-00 - Investments (2022A LTFM Bond - Construction Costs)

INSTITUTION	RATE OF RETURN (%)	DATE	ACTIVITY	AMOUNT INVESTED
PMA - MNTrust IS Account Balance	3.865			1,012,630.18
PMA - MNTrust CD Account Balance	-			-
PMA - MNTrust SEC Account Balance	-			-
Total PMA - MNTrust Investments on Books for Fund 11				<u>1,012,630.18</u>
ACTIVITY DETAIL:				
Investments on our Book at End of Prior Month				1,009,669.97
Current Month Activity:				
Deposits				
Distributions/Repemptions				-
Interest/Dividends/Purchases Earned - Recorded				2,960.21
Adjustments - move funds not used for closing costs to construction (from Fund 07)				
Interest/Dividends Earned - To Be Recorded in Next Month				
Total Investments at End of Month & Un-recorded Interest				<u>1,012,630.18</u>
Total 2022A LTFM Investments (Fund 11) at End of Month				<u>1,012,630.18</u>

INTERMEDIATE DISTRICT 287
INVESTMENT ACTIVITY - 2022A LTFM BOND

April 2026

Investments (2022A LTFM Bond - Construction Costs) - MNTrust

MONTH POSTED	DATE	DESCRIPTION	AMOUNT
Nov-22	11/22/22	Proceeds from 2022A LTFM Bond	4,740,596.00
Nov-22	11/30/22	Interest/Dividends	4,282.32
Dec-22	12/30/22	Distributions/Construction Draws	-45,645.18
Jan-23	01/01/23	Interest/Dividends	687.30
Feb-23	02/07/23	Distributions/Construction Draws	-15,000.00
Feb-23	02/28/23	Interest/Dividends (for Jan & Feb '23)	19,146.93
Mar-23	03/31/23	Interest/Dividends	5,534.59
Apr-23	04/28/23	Distributions/Construction Draws	-165,570.33
Apr-23	04/30/23	Interest/Dividends	5,018.40
May-23	05/31/23	Distributions/Construction Draws	-39,431.25
May-23	05/31/23	Interest/Dividends	5,132.72
Jun-23	06/30/23	Interest/Dividends	8,599.22
Jul-23	07/31/23	Distributions/Construction Draws	-172,551.00
Jul-23	07/31/23	Interest/Dividends	9,456.04
Aug-23	08/31/23	Interest/Dividends	17,655.68
Sep-23	09/30/23	Interest/Dividends	5,613.71
Sep-23	09/29/23	Distributions/Construction Draws	-64,403.28
Oct-23	10/31/23	Interest/Dividends	14,867.49
Oct-23	10/31/23	Distributions/Construction Draws	-459,154.50
Nov-23	11/30/23	Interest/Dividends	4,587.09
Dec-23	12/28/23	Distributions/Construction Draws	-118,947.96
Dec-23	12/31/23	Interest/Dividends	8,053.03
Jan-24	02/08/24	Interest/Dividends - recorded in Feb.	8,951.48
Feb-24	02/29/24	Interest/Dividends	8,674.49
Mar-24	04/01/24	Interest/Dividends	4,290.91
Apr-24	04/30/24	Distributions/Construction Draws	-90,040.61
Apr-24	04/30/24	Interest/Dividends	4,057.92
May-24	05/31/24	Distributions/Construction Draws	-15,421.57
May-24	05/31/24	Interest/Dividends	3,871.68
Jun-24	06/30/24	Distributions/Construction Draws	-114,204.33
Jun-24	06/30/24	Interest/Dividends	39,989.94
Jul-24	07/31/24	Distributions/Construction Draws	-205,158.46
Jul-24	07/31/24	Interest/Dividends	41,419.43
Aug-24	08/30/24	Distributions/Construction Draws	-243,211.97
Aug-24	08/31/24	Interest/Dividends	43,713.97
Sep-24	09/30/24	Distributions/Construction Draws	-242,331.43
Sep-24	09/30/24	Interest/Dividends	33,992.84
Oct-24	10/31/24	Distributions/Construction Draws	-178,698.47
Oct-24	10/31/24	Interest/Dividends	8,081.63
Nov-24	11/30/24	Interest/Dividends	7,424.07
Dec-25	12/30/24	Distributions/Construction Draws	-42,006.59
Dec-25	12/31/24	Interest/Dividends	10,988.86
Jan-25	01/31/25	Interest/Dividends	10,845.93
Feb-25	02/28/25	Interest/Dividends	6,387.66
Mar-25	03/31/25	Distributions/Construction Draws	-51,981.58
Mar-25	03/31/25	Interest/Dividends	6,929.06
Apr-25	04/30/25	Distributions/Construction Draws	-113,917.93

MONTH POSTED	DATE	DESCRIPTION	AMOUNT
Apr-25	04/30/25	Interest/Dividends	6,350.81
May-25	05/31/25	Interest/Dividends	56,285.56
Jun-25	06/30/25	Distributions/Construction Draws	-89,675.20
Jun-25	06/30/25	Interest/Dividends	18,340.95
Jul-25	07/31/25	Distributions/Construction Draws	-63,930.00
Jul-25	07/31/25	Interest/Dividends	19,022.15
Aug-25	08/29/25	Distributions/Construction Draws	-215,050.90
Aug-25	08/31/25	Interest/Dividends	9,231.31
Sep-25	09/30/25	Distributions/Construction Draws	-184,876.25
Sep-25	09/30/25	Interest/Dividends	8,086.97
Oct-25	10/31/25	Distributions/Construction Draws	-119,684.29
Oct-25	10/31/25	Interest/Dividends	7,515.83
Nov-25	11/30/25	Interest/Dividends	6,870.02
Dec-25	12/31/25	Distributions/Construction Draws	-419,474.85
Dec-25	12/31/25	Interest/Dividends	5,982.83
Jan-26	01/30/26	Distributions/Construction Draws	-537,799.44
Jan-26	01/30/26	Interest/Dividends	5,161.26
Feb-26	02/27/26	Distributions/Construction Draws	-184,257.51
Feb-26	02/28/26	Interest/Dividends	3,185.50
Mar-26	03/31/26	Distributions/Construction Draws	-35,900.00
Mar-26	03/31/26	Interest/Dividends	3,111.27
Apr-26	04/30/26	Interest/Dividends	2,960.21

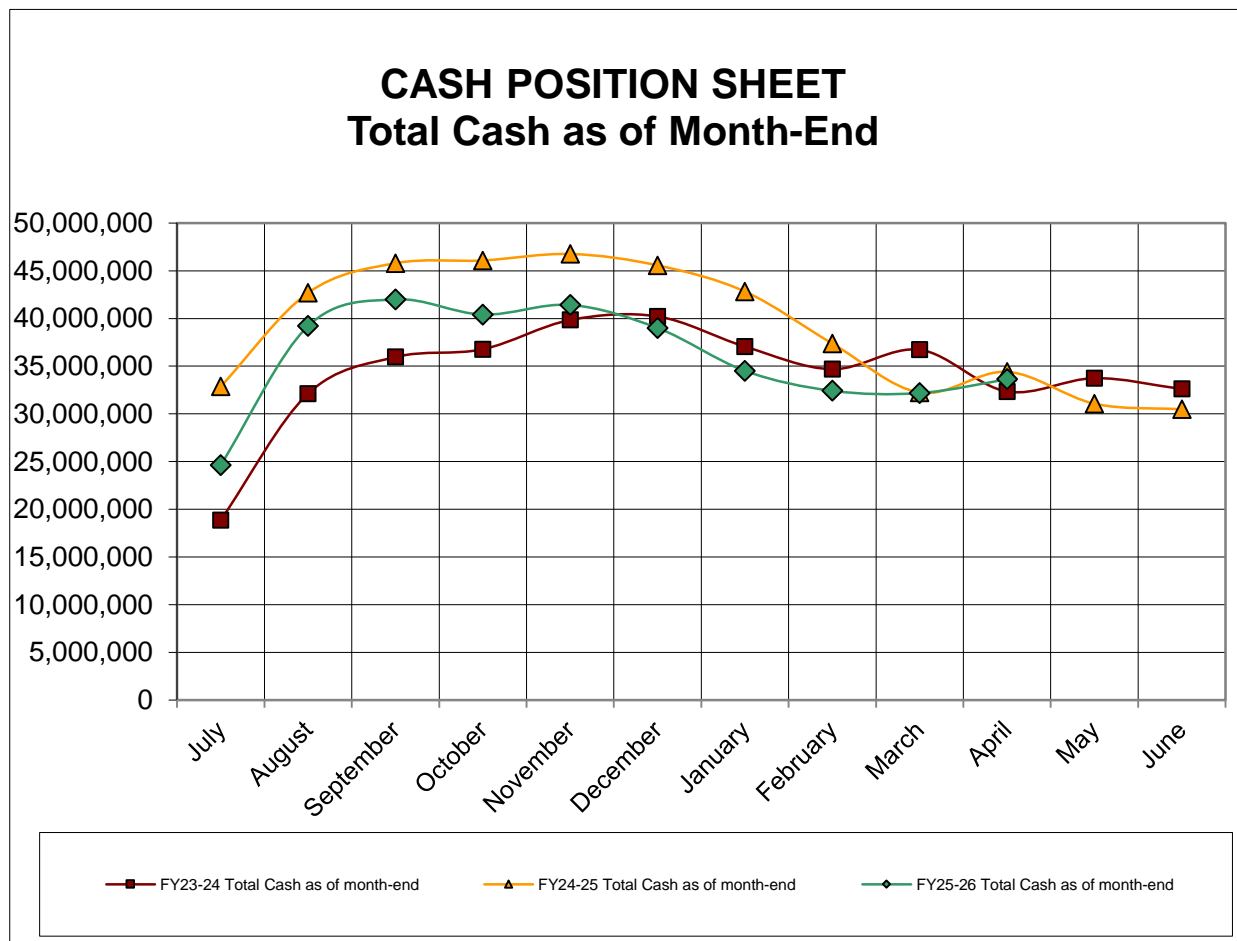
2022A LTFM Bond Investments - Balance as of End of Month 1,012,630.18

Intermediate District 287

Cash and Investment Position Sheet- Monthly Total Net Cash- All Accounts

<u>Date</u>	<u>FY23-24 Total Cash as of month-end</u>	<u>FY24-25 Total Cash as of month-end</u>	<u>FY25-26 Total Cash as of month-end</u>
July	18,858,236	32,864,612	24,635,556
August	32,119,813	42,689,540	39,205,467
September	35,958,742	45,793,738	41,999,550
October	36,774,908	46,084,518	40,408,785
November	39,840,981	46,762,578	41,419,421
December	40,212,901	45,567,325	39,003,302
January	37,055,362	42,825,007	34,510,928
February	34,683,875	37,375,272	32,417,925
March	36,722,274	32,232,314	32,179,031
April	32,345,881	34,409,724	33,632,414
May	33,746,144	31,065,481	
June	32,610,936	30,475,321	

- Includes Self-Funded Insurance Cash Balances.



INTERMEDIATE DISTRICT 287

APRIL 2026 ACTIVITY

ELECTRONIC TRANSFERS IN:

DATE	TO	AGENCY	RECEIPT #	AMOUNT	DESCRIPTION
4/8/2026	MSDLAF MN STATE MMB		20261062	24,682.81	MA 3RD PARTY BILLINGS
4/15/2026	MSDLAF MN STATE MMB-FNS		20261063	9,321.72	CHILD NUTRITION MAR - ABEC
4/15/2026	MSDLAF MN STATE MMB-FNS		20261064	17,676.73	CHILD NUTRITION MAR - NEC
4/15/2026	MSDLAF MN STATE MMB-FNS		20261065	10,159.01	CHILD NUTRITION MAR - SEC
4/15/2026	MSDLAF MN STATE MMB-FNS		20261066	5,004.45	CHILD NUTRITION MAR - WEC
4/15/2026	MSDLAF MN STATE MMB-FNS		20261067	1,639.93	CHILD NUTRITION MAR - YOUABLE
4/15/2026	MSDLAF MN STATE MMB		20261068	4,511,405.48	IDEAS GEN ED, SPED
4/16/2026	MSDLAF MN DEPT OF EDUCATION-034		20261069	183,374.96	PERKINS BASIC
4/22/2026	MSDLAF MN STATE MMB		20261070	493,963.80	MA 3RD PARTY BILLINGS
4/23/2026	MSDLAF MN DEPT OF EDUCATION-034		20261071	1,019.82	PERKINS RESERVE
4/24/2026	MSDLAF MN STATE MMB		20261072	5,703,538.51	SPED TUITION FEDERAL FUNDS
4/30/2026	MSDLAF BRAINTREE		20261073	7,223.09	APR TUITION
4/30/2026	MSDLAF BENEFIT RESOURCE INC		20261074	12,720.38	COBRA PAYMENTS
4/30/2026	MSDLAF MN DEPT OF EDUCATION-034		20261075	2,091.93	TITLE II, TITLE III
4/30/2026	MSDLAF MSDLAF		20261076	37,321.22	INTEREST EARNED APR 2026
4/30/2026	MSDLAF PAYPAL		20261077	48,703.69	APR TUITION
4/30/2026	MSDLAF SCHOOLCAFE - NEC		20261078	195.00	STUDENT DEFERRED REVENUE
4/30/2026	MSDLAF SCHOOLCAFE - SEC		20261079	261.45	STUDENT DEFERRED REVENUE
4/30/2026	MSDLAF SCHOOLCAFE - WEC		20261080	160.00	STUDENT DEFERRED REVENUE
4/30/2026	MSDLAF SQUARE - BREMER BEAN SHOP ABEC		20261081	4,483.68	APR STORE SALES
4/30/2026	MSDLAF SQUARE - ABEC STUDENT CLUB		20261082	146.00	APR STORE SALES
4/30/2026	MSDLAF SQUARE - HENNEPIN TEA & COFFEE HTC		20261083	2,176.90	APR STORE SALES
4/30/2026	MSDLAF SQUARE - JITTERBUG NEC		20261084	2,460.84	APR STORE SALES
4/30/2026	MSDLAF SQUARE - COMMON GROUNDS SEC		20261085	2,969.48	APR STORE SALES
4/30/2026	MSDLAF SQUARE - SNACK SHACK WEC		20261086	2,434.92	APR STORE SALES
MTD TOTALS				11,085,135.80	

INTERMEDIATE DISTRICT 287

APRIL 2026 ACTIVITY

WIRE TRANSFERS OUT:

DATE	FROM	AGENCY	0	AMOUNT	DESCRIPTION
4/15/2026	MSDLAF	BPAS	4000002674	55,767.86	VEBA
4/15/2026	MSDLAF	EDUCATORS BENEFIT CONSULTANTS	4000002675	102,377.53	403B RETIREMENT
4/15/2026	MSDLAF	MN DEPT OF REVENUE	4000002676	864.52	STATE TAXES
4/15/2026	MSDLAF	MN DEPT OF REVENUE	4000002677	154,625.88	STATE TAXES
4/15/2026	MSDLAF	PUBLIC EMPLOYEES RETIREMENT	4000002678	155,177.51	PERA
4/15/2026	MSDLAF	TEACHERS RETIREMENT ASSN	4000002679	444,356.60	TRA
4/15/2026	MSDLAF	US BANK	4000002680	882,688.54	FEDERAL TAXES
4/2/2026	MSDLAF	BLUE CROSS BLUE SHIELD	4000002681	447,663.40	CLAIMS
4/6/2026	MSDLAF	HEALTH PARTNERS	4000002682	3,502.28	HAI CLAIMS
4/6/2026	MSDLAF	SUBURBAN WASTE MN	4000002683	5,519.46	UTILITY BILL
4/8/2026	MSDLAF	CENTERPOINT ENERGY	4000002684	17,833.72	UTILITY BILL
4/9/2026	MSDLAF	BLUE CROSS BLUE SHIELD	4000002685	401,690.16	CLAIMS
4/7/2026	MSDLAF	BANK OF MONTREAL	4000002686	57,488.06	P-CARD EXPENSE
4/14/2026	MSDLAF	PITNEY BOWES	4000002687	20.00	ACCESS & SHIPPING W/O HW OR METER
4/15/2026	MSDLAF	US BANK	4000002688	209.39	CASH MANAGEMENT SERVICES
4/30/2026	MSDLAF	BPAS	4000002689	56,628.70	VEBA
4/30/2026	MSDLAF	EDUCATORS BENEFIT CONSULTANTS	4000002690	102,575.83	403B RETIREMENT
4/30/2026	MSDLAF	MN DEPT OF REVENUE	4000002691	831.96	STATE TAXES
4/30/2026	MSDLAF	MN DEPT OF REVENUE	4000002692	104,695.88	STATE TAXES
4/30/2026	MSDLAF	PUBLIC EMPLOYEES RETIREMENT	4000002693	153,680.67	PERA
4/30/2026	MSDLAF	TEACHERS RETIREMENT ASSN	4000002694	299,074.83	TRA
4/30/2026	MSDLAF	US BANK	4000002695	619,166.14	FEDERAL TAXES
4/13/2026	MSDLAF	HEALTH PARTNERS	4000002696	11,249.14	HAI CLAIMS
4/16/2026	MSDLAF	BLUE CROSS BLUE SHIELD	4000002697	223,839.31	CLAIMS
4/20/2026	MSDLAF	CITY OF PLYMOUTH	4000002698	586.31	UTILITY BILL
4/21/2026	MSDLAF	MN DEPT OF EMPL & ECON DEVELOPMEI	4000002699	146,237.67	MN PAID LEAVE
4/23/2026	MSDLAF	BLUE CROSS BLUE SHIELD	4000002700	201,555.57	CLAIMS
4/23/2026	MSDLAF	CITY OF MINNETONKA	4000002701	570.38	UTILITY BILL
4/29/2026	MSDLAF	BENEFIT RESOURCES INC	4000002702	7,573.60	FLEX SPENDING MONTHLY INVOICE
4/30/2026	MSDLAF	BENEFIT RESOURCES INC	4000002703	73,724.39	FLEX SPENDING ACCOUNT PAYMENTS
4/30/2026	MSDLAF	BLUE CROSS BLUE SHIELD	4000002704	440,647.89	CLAIMS
4/20/2026	MSDLAF	HEALTH PARTNERS	4000002705	47,459.93	HAI CLAIMS
4/27/2026	MSDLAF	HEALTH PARTNERS	4000002706	2,557.89	HAI CLAIMS
4/2/2026	MSDLAF	US BANK	9000010462-9000010491	211,670.47	AP ACH PAYMENTS
4/9/2026	MSDLAF	US BANK	9000010492-9000010523	2,857,683.38	AP ACH PAYMENTS
4/15/2026	MSDLAF	US BANK	9000010524-9000010571	7,499.85	STAFF REIMBURSEMENTS
4/16/2026	MSDLAF	US BANK	9000010572-9000010590	97,433.67	AP ACH PAYMENTS
4/23/2026	MSDLAF	US BANK	9000010591-9000010613	133,941.26	AP ACH PAYMENTS
4/30/2026	MSDLAF	US BANK	9000010614-9000010685	12,782.43	STAFF REIMBURSEMENTS
4/30/2026	MSDLAF	US BANK	9000010686-9000010716	148,208.11	AP ACH PAYMENTS

5/20/2026

T:\Business Services\BOARD REPORTS\FY25-26\0426\10. Wire TransfersWires-Apr

INTERMEDIATE DISTRICT 287

APRIL 2026 ACTIVITY

4/15/2026	MSDLAF US BANK	9000179329-9000180426	2,366,631.85	PAYROLL
4/16/2026	MSDLAF US BANK	9000180176	(4,338.72)	PAYROLL RETURN
4/17/2026	MSDLAF US BANK	9000180427	4,338.72	PAYROLL REISSUE
4/30/2026	MSDLAF US BANK	9000180428-9000181525	1,864,692.28	PAYROLL

MTD TOTALS

12,922,984.30

**DONATION REPORT
 INTERMEDIATE DISTRICT 287
 2025-2026
 APRIL 2026**

DONATION DATE	DESCRIPTION	VIN #	EST. VALUE	DONOR	CAMPUS	PROGRAM
04/21/26	CUSTARD CUPS		\$300.00	CULVER'S OF EDEN PRAIRIE	CTC	ALL
04/21/26	CHECK		\$100.00	MN COUNCIL FOR THE GIFTED & TALENTED	WSSS	REGISTRATION
		TOTAL	\$400.00			

Intermediate District 287

Responsive. Innovative. Solutions.

INTER-OFFICE MEMORANDUM

DATE: August 28, 2025
TO: Intermediate School District 287 School Board
FROM: Marcy Doud, Superintendent
RE: Proposed Superintendent Goal for the 2025-2026 School Year

While all parts of the written responsibilities for the Superintendent will continue to be addressed and evaluated as part of the annual Superintendent evaluation, it is important that I lead the work and remain focused on managing the implementation of the Strategic Plan. Therefore, I am recommending this goal:

By June 30, 2026, the 2025-2026 goals of the Strategic Plan will be 100% completed, and the goals for the 2026-2027 school year will be developed and shared with board members, staff, students, and families.

Action Steps to Achieve Goal Include:

- Complete classroom walk-throughs to observe implementation
- Attend weekly Director's meeting to provide direction and coaching on implementation
- Attend monthly Strategic Implementation Plan (SIP) meetings to monitor implementation and problem solve barriers to implementation
- Attend Focus Area Work Group (FAWG) meeting, which gathers input from staff on implementation and the development of the 2026-2027 goals
- Review and meet with leaders on implementation data
- Provide Strategic Plan updates at Instructional and Operational Leadership (IOL) Meetings



Strategic Plan Progress Report: 2025-2026 Goals



Student Goals

Annual goals completed by June 30, 2026

- **Achieving Academic Success**

By May 2026, 80% of all students will meet or exceed one identified academic goal, as measured by weekly formative assessments, including progress monitoring.

- **CEI Student Goal**

By May 2026, each educational center will have a student leadership group that is representative of their student body; the district's programs (C&T, Itinerant, NSO) will provide opportunities for student voice on curriculum, activities, or events.

- **Promoting Social-Emotional Learning**

By May 2026, 80% of all students will meet or exceed one identified SEL goal, as measured by weekly formative assessments, including self-assessments or progress monitoring.

Achieving Academic Success



Goal

80% of all students will meet or exceed one identified academic goal, as measured by weekly formative assessments, including progress monitoring.

Progress

As of 5/15/2026, for students in site-based programs:

- 91.5% of students enrolled have a goal recorded
- 69.2% of students are on track with their goal
- 21.3% of students have already met their goal

May not meet the goal, however, there is an increase in the percentage of students on track with their goal.

Cultivating Equity & Inclusion



Goal

Each educational center will have a student leadership group that is representative of their student body; the district's programs (Care & Treatment, Itinerant, Northern Star Online) will provide opportunities for student voice on curriculum, activities, or events.

Progress

- This goal is on track. Each educational center has a student leadership group responsible for organizing and planning at least one schoolwide event. Examples of events include Science-palooza (NEC), Black History Month Door Decorating Competition (WEC), Festival of Nations (ABEC), and the Open House (CTC)
- NSO staff have integrated student feedback from course evaluations into PLCs

Promoting Social-Emotional Learning



Goal

80% of all students will meet or exceed one identified social-emotional learning goal, as measured by weekly formative assessments, including self-assessments or progress monitoring.

Progress

As of 5/15/2026, for students in site-based programs:

- 92.8% of students enrolled have a goal recorded
- 73.08% of students are on track with their goal
- 38.1% of students have already met their goal

This goal may not be met due to the variability of student goals that are not directly aligned with the Tier 1 universal SEL curriculum.



Staff Goals

Annual goals completed by June 30, 2026

- **Achieving Academic Success**
By May 2026, through monthly collaborative team meetings, all staff teams will show evidence of using disaggregated student/school data and implementing targeted intervention plans.
- **CEI Staff Goal**
By May 2026, all full-time staff will engage in at least eight activities to reflect on their social identities and how that influences their work with students and colleagues.
- **PSEL Staff Goal**
By May 2026, retention rates for staff within their first year will increase by 10% from the previous year through consistent onboarding and mentorship, as measured by annual retention data and stay interviews.

Achieving Academic Success



Goal

Through monthly collaborative team meetings, all staff teams will show evidence of using disaggregated student/school data and implementing targeted intervention plans.

Progress

- This goal is not on track, however, 100% of staff meet in teams at least monthly, but use of data and intervention plans are not consistent.
- Use of data varies and has increased
- Targeted intervention plans are becoming more specific

Cultivating Equity & Inclusion



Goal

All full-time staff will engage in at least eight activities to reflect on their social identities and how that influences their work with students and colleagues.

Progress

- This goal is not on track. As of May 20, 56% of staff have attended 8 events.
 - Staff who missed sessions earlier in the school year are making up sessions asynchronously
 - Supervisors are facilitating make up sessions based on the needs of their staff until June

Promoting Social-Emotional Learning



Goal

Retention rates for staff within their first year will increase by 10% from the previous year through consistent onboarding and mentorship, as measured by annual retention data and stay interviews.

Progress

- This goal is on track. As of May 21st, 2026, 81.44% of new hires in 2025-2026 have been retained, compared to 72.40% for the 2024-2025 school year.
- Over 250 responses were received to the Stay Interview survey; Employee Experience Report drafted for leaders.
- Role-based onboarding and mentorship established across the district.



Family/Caregiver Goals

2 Year Goals completed by June 30, 2026

- **Achieving Academic Success & Promoting Social-Emotional Learning**
By May 2026, to increase family/caregiver knowledge of their student's progress, staff will provide caregivers with an opportunity to review and discuss their formative assessment data on academic and SEL goals at conferences.
- **Cultivating Equity & Inclusion**
By May 2026, each educational center and district program (C&T, Itinerant, NSO) will establish a family/caregiver group to provide feedback to administration on district curriculum and school activities.

Achieving Academic Success & Promoting Social-Emotional Learning



Goal

To increase family/caregiver knowledge of their student's progress, staff will provide caregivers with an opportunity to review and discuss their formative assessment data on academic and social-emotional learning goals at conferences.

Progress

- This goal is on track. Conferences were held at every site at least twice.
- All students' caregivers were contacted about the opportunity.
- 15.8% attended in-person conferences.
- All students who did not attend were provided opportunities for phone or virtual conferences.

Cultivating Equity & Inclusion



Goal

Each educational center and district program (Care & Treatment, Itinerant, Northern Star Online) will establish a family/caregiver group to provide feedback to administration on district curriculum and school activities.


Progress

- This goal is on track. All 287 sites and programs have family/caregiver groups. The groups have focused on community building and identifying community partners. Family and Community Engagement staff have facilitated connections to community resources based on family/caregiver group feedback and interest



QUESTIONS?

2026-2027 Annual Goals



**ACHIEVING
ACADEMIC SUCCESS**



**CULTIVATING EQUITY
& INCLUSION**



**PROMOTING
SOCIAL-EMOTIONAL
LEARNING (SEL)**



Breakout Spaces

ADVANCING ACADEMIC SUCCESS

CULTIVATING CULTURAL AWARENESS

AAS: 319



Student Goals

Annual Goals completed by June 30, 2027

- **Achieving Academic Success**
By May 2027, 80% of students will meet one academic goal as measured by progress monitoring data, through deepening implementation of progress monitoring and universal core instructional practices.
- **Cultivating Equity & Inclusion**
By May 2027, high school students at District 287 education centers and programs will provide their perspective and insights in the development of ethnic studies courses and other academic offerings in quarterly design sessions.
- **Promoting Social-Emotional Learning (SEL)**
To support students meeting their SEL goals, the district will develop a comprehensive tiered intervention framework for social-emotional support, including clearly defined referral and exit pathways and progress monitoring expectations by May 2027.



Staff Goals

Annual Goals completed by June 30, 2027

- **Achieving Academic Success & Cultivating Equity & Inclusion**
By May 2027, District 287 will adopt a framework for implementing culturally responsive teaching practices as measured by participatory research action activities (research and quarterly collaboration opportunities with staff, students, and family/caregiver groups).
- **Promoting Social-Emotional Learning**
By May 2027, all full-time staff will participate in four Social-Emotional Learning (SEL) activities to strengthen the implementation of SEL practices across all learning environments.



Family/Caregiver Goals

Annual Goals completed by June 30, 2027

- **Achieving Academic Success & Promoting Social-Emotional Learning**
To increase family/caregiver knowledge of their student's progress, staff will provide caregivers with an opportunity to review and discuss their formative assessment data on academic and social-emotional learning goals at conferences.
- **Cultivating Equity & Inclusion**
Each educational center and district program (Care & Treatment, Itinerant, Northern Star Online) will establish a family/caregiver group to provide feedback to administration on district curriculum and school activities.

INTERMEDIATE DISTRICT 287
PLYMOUTH, MINNESOTA
BOARD OF EDUCATION



Regular Meeting – May 28, 2026

AGENDA SECTION: Business Services/Food Service

ITEM: Approval of Food Service Resolution School Year 2026-27

PRESENTED BY: Tonya Allen; MSW, LICSW, Ed.D

1. Background Information

As this School District has facilities to provide reimbursable meals to students, and has participated in the Federal Commodities Program and has invited family participation in the Educational Benefits program in past years, and as the Nutrition Services program must follow the requirements of the State and Federal Child Nutrition programs.

THEREFORE, BE IT RESOLVED by the School Board of Intermediate School District No. 287 that effective for the 2026-27 school year the District provide reimbursable meals and milk to its students and staff according to the following:

- A. All District 287 sites will operate under the USDA Community Eligibility Provision program.
- B. All students will receive 1 Breakfast and 1 Lunch per school day at no charge.
- C. Adult lunches shall be \$5.05 per meal or the MDE required minimum adult meal price whichever is higher.
- D. One carton of milk shall be furnished with each reimbursable meal at no extra charge. Additional milk may be purchased at \$0.75 per half-pint carton.
- E. The District's Food Service Department may offer ala carte items to all district students and staff at appropriate prices.
- F. Adult breakfasts shall be \$2.75 per meal or the MDE required minimum adult meal price whichever is higher.
- G. The School Board reserves the right to change prices during the school year.

2. Fiscal Impact/Funding Source: This resolution is required for federal funding.

3. RECOMMENDED ACTION: The Board approves the resolution authorizing the food service program and meal/milk prices for the FY27 school year.

Motion by: _____ Yes ___ Passed ___

Second by: _____ No ___ Failed ___

Abstentions: _____



Food Service Board Report 2025-26

Sarah Schreifels
Food Service Manager

Meal Counts



2024-25

2025-26

Sept. - April

Sept.-

April

Breakfast 48,929

Breakfast 46,800

Lunch 59,069

Lunch

58,536

Meal participation declined December -

January Pancake Breakfast



National School Breakfast Week



Food Service Result: Social Emotional Learning

98% of students district wide are picking up their own meals in the cafeteria.

Up from **65%** of students in 2024-25

How did we do it?

- Site Leaders Buy In
- PBIS training for Food Service Staff
- Formal process implemented for staff meal pick ups / deliveries
- USDA requirements

Food Service Result: Cultivating Equity & Inclusion

- All full time Food Service staff completed 8 CEI activities
- Monthly Activities included videos, articles, discussions, reflection questions
- Trainings focused on belonging, why diversity matters, communication across cultures

Staff Feedback from activities:

“In general I’ve learned to stay calm, communicate better, and give others a chance to share their perspective.”

“Yes, some of it has clicked for me. I’ve started being more patient and listening more before reacting, especially when someone does things differently than I would.”

“I have learned that everyone has something to offer.”

Food Service Result: Buy American

USDA final rule starting July 2025 limits non domestic food purchases to 10%

Tracking forms were implemented and separate order guides created for domestic and non domestic foods

Cooks documented country of origin for non domestic items upon delivery

Food Vendor provided Buy American documentation for domestic items

Government Commodities used to our advantage

End Result - 7%

8% (SY 2028-29), and 5% (SY 2031-32)

Wellness

- Wellness Committee formed - meets quarterly
- WellSat (Wellness School Assessment Tool) used to complete required Triennial Assessment to assess Wellness Policy & Practice
- Surveys used to collect information to complete the assessments
- Wellness Policy update recommendations provided by the Wellness committee based on results of the assessment
- Wellness Committee established goals for next school year based on assessment results
- As required by USDA the Triennial Assessment Report is posted on the website and will be included in back to school information to families



USDA Equipment Grant

\$24,171

Installed Steamer at SEC

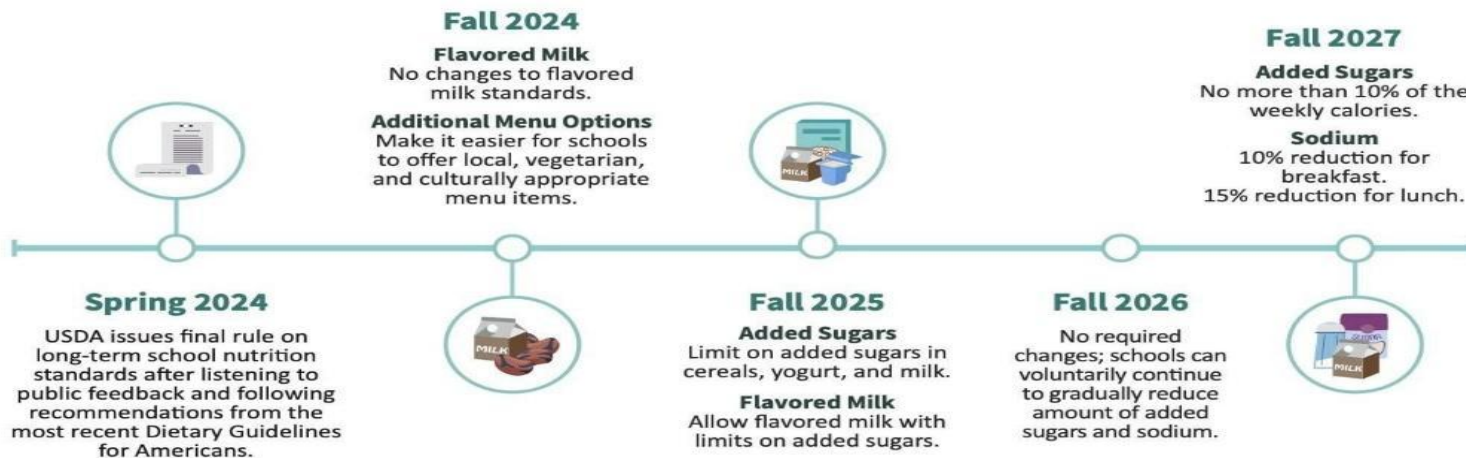
What comes next?



Food and Nutrition Service
U.S. DEPARTMENT OF AGRICULTURE

IMPLEMENTATION TIMELINE FOR UPDATING THE SCHOOL MEAL STANDARDS FINAL RULE

School meals will continue to include fruits and vegetables, emphasize whole grains, and give kids the right balance of nutrients for healthy, tasty meals. For the first time, schools will focus on products with less added sugar, especially in school breakfast.





FREE MEALS THIS SUMMER!

¡COMIDAS GRATIS ESTE VERANO!

JOIN US!

ALL YOU HAVE TO DO IS SHOW UP!

Summer meals at no cost are available to all kids age 18 and younger.

4 LOCATIONS!

NOTE: Limited access to meals at South Education Center (Richfield) due to building construction project.



¡ÚNETE A NOSOTROS!

¡TODO LO QUE TIENES QUE HACER ES APARECER!

Las comidas de verano sin costo son disponible para todos los niños de 18 años y mas joven

4 UBICACIONES!

NOTA: El acceso a las comidas en el Centro Educativo South (Richfield) está limitado debido a las obras de construcción del edificio.

JULY 6-24, 2026

BROOKLYN PARK

ANN BREMER EDUCATION CENTER
6601 XYLON AVE N
BROOKLYN PARK, MN 55428
MAIN SCHOOL ENTRANCE
(DOOR 2)

BREAKFAST: 7:50-8:30AM
LUNCH: 10:20-11:00AM

MINNETONKA

WEST EDUCATION CENTER
11140 BREN RD W,
MINNETONKA, MN 55343
MAIN SCHOOL ENTRANCE

BREAKFAST: 8:50-9:30AM
LUNCH: 11:20AM-12:00PM

NEW HOPE

NORTH EDUCATION CENTER
5530 ZEALAND AVE N
NEW HOPE, MN 55428
MAIN SCHOOL ENTRANCE

BREAKFAST: 8:50-9:30AM
LUNCH: 11:20AM-12:00PM

RICHFIELD

SOUTH EDUCATION CENTER
7450 PENN AVE S
RICHFIELD, MN 55423
DOOR A

BREAKFAST: 7:50-8:40AM
LUNCH: 10:20-11:00AM

OTHER FREE SUMMER MEALS

- Download the Free Meals for Kids app provided by Hunger Impact Partners to your phone or device.
- Call the Minnesota Food HelpLine at 1-888-711-1151, available from Monday through Friday, 8:30 a.m.-4:30 p.m., Central Time.
- Text "Food" to 304-304
- Go to the USDA free summer kids meals finder at: fns.usda.gov/meals4kids

OTRAS COMIDAS GRATUITAS DE VERANO

- Descargue la aplicación Free Meals for Kids proporcionada por Hunger Impact Partners en su teléfono o dispositivo.
- Llame a la línea de ayuda alimentaria de Minnesota al 1-888-711-1151, disponible de lunes a viernes, de 8:30 a. m. a 4:30 p. m., hora central.
- Envía "comida" al 304-304
- Vaya al buscador de comidas gratuitas de verano para niños del USDA en: fns.usda.gov/meals4kids

In accordance with federal civil rights law and U.S. Department of Agriculture (USDA) civil rights regulations and policies, this institution is prohibited from discriminating on the basis of race, color, national origin, sex, disability, age, or reprisal or retaliation for prior civil rights activity.

Program information may be made available in languages other than English. Persons with disabilities who require alternative means of communication to obtain program information (e.g., Braille, large print, audiotope, American Sign Language) should contact the responsible state or local agency that administers the program or USDA's TARGET Center at (202) 720-2600 (voice and TTY) or contact USDA through the Federal Relay Service at (800) 877-8339.

This institution is an equal opportunity provider.

SUMMER MEALS

Free meals provided at all 4 sites during summer school



Questions?

INTERMEDIATE DISTRICT 287
PLYMOUTH, MINNESOTA
BOARD OF EDUCATION

Regular Meeting – June 12, 2025

AGENDA SECTION: BOARD BUSINESS

ITEM: 2026-2027 Annual Organizational Memberships

PRESENTED BY: Chair Casey

1. Background Information

It is recommended that the Board approve the renewal of institutional memberships and dues in the Association of Educational Services Agencies Minnesota Membership (AESAs), the Association of Metropolitan School Districts (AMSD), the Educational Cooperative Services Unit (ECSU), and the Minnesota School Boards Association (MSBA)

2. Fiscal Impact/Funding Source: Superintendent/Board Budget

3. RECOMMENDED ACTION: The Board approve the continuation of memberships in various educational programs as presented.

Motion by: _____ Yes ____ Passed ____

Second by: _____ Yes ____ Failed ____

Abstentions: _____

Intermediate District 287

RESPONSIVE. INNOVATIVE. SOLUTIONS

ANNUAL ORGANIZATIONAL MEMBERSHIPS

It is recommended the Board approval the renewals of institutional memberships and dues in the following organizations (some fees are estimated at this time):

Organization – Fees/Dues	Past Year	2026-2027
AESA – Association of Educational Services Agencies MN Membership	1,550.00*	1,650.00*
AMSD – Association of Metropolitan School Districts	8,000.00*	8,500.00*
ECSU – Educational Cooperative Service Unit	1,700.00*	2,100.00*
MSBA – Minnesota School Board Organization	14,700.00*	15,500.00*
MASA – Minnesota Association of School Administrators	1,985.00*	2,150.00*
NSBA – National School Boards Association	2,792.00*	3,000.00*

*Estimated amounts as invoices for FY26 have not yet been received.

CONNECTI NS

News from the Association of Metropolitan School Districts

May 2026
Volume 23
Number 8

Changing for Good in Stillwater Area Public Schools

May 15, 2026 Executive/Legislative Committee Meeting

7:30 a.m. - 9 a.m.
Anderson Center
Bethel University
Arden Hills

May 29, 2026 Board of Directors Meeting

7 a.m. - 9 a.m.
Quora Education Center
NE Metro 916
Little Canada

June 12, 2026 Executive/Legislative Committee Meeting

7:30 a.m. - 9 a.m.
Anderson Center
Bethel University
Arden Hills

July 31, 2026 Executive/Legislative Committee Meeting

7:30 a.m. - 9 a.m.
Anderson Center
Bethel University
Arden Hills

Educating and caring for students is at the heart of what we do. So when district leaders in Stillwater Area Public Schools noticed a rising trend in mental health issues among students, they took action. At the start of the 2025-26 school year, Stillwater schools implemented a series of districtwide changes focused on improving emotional wellbeing and academic outcomes for all 8,300 of its students.



Ninth graders connect with each other in person (without screens) on the first day of school at Stillwater Area High School.

Implementing a Phone-Free School Day

All Stillwater schools (preK-12+) are phone and device free from the first bell until the last bell. Students who choose to bring devices to school are provided a safe place to secure them. If staff see a student using a device, it is taken away and a parent or guardian must come to the school to retrieve the device.

Previously, teachers spent valuable class time collecting phones each period. Students often entered the room distracted by their phones — quickly checking updates or sending messages before turning it over. And as soon as class was over, they were back on the phone to catch up on whatever they missed during class.

Based on data indicating our students were increasingly anxious, depressed and distracted, the board felt a clean break from phones would allow them to be more present and engaged in their learning. It was a belief shared by our community. The district gathered input through surveys, community discussions, and an online ThoughtExchange. Ultimately, the community agreed students shouldn't use their phones during school and shared concern

Continued on page 2

With just days remaining in the 2026 legislative session, we need AMSD members to contact the Governor, legislative leaders, and your local legislators to urge them to support supplemental funding for our schools. Urge them to support **at least** the modest level of funding approved by the Senate. You can find more information in this month's newsletter. Contact information for the Governor and legislative leaders can be found [here](#) and your local legislators [here](#). Time is of the essence. Please send an email or make a phone call today to advocate for our students and our schools. Thank you!

From the AMSD Chair, Alison Sherman, Stillwater Board Member

Creating Healthier, More Engaging Learning Environments

Continued from page 1

about the impact of social media and phone use on students' mental health. Families did raise concerns about safety for students if they didn't have access to a phone in the event of an emergency. Knowing this, school officials were intentional in working with families on alternative ways to communicate with students.

Adjusting School Start Times

Another way to address students' overall wellbeing was to align our school hours with decades of research about adolescent sleep cycles. The idea of a later start time for high school students had been a topic of conversation in the district for many years. But because of the geographic size of the district, transportation is a major logistical challenge and significantly impacts what can be done with start times. To adjust high school times meant flipping elementary and secondary schools — with our littlest learners starting school early and coming home early and our secondary students getting an extra hour of sleep.

Despite the logistical challenges, the school board made student health a priority. They worked along with the community to address concerns with childcare for elementary students and activities and work schedules of older students. The board also provided 18 months of lead time to the change to give families the time they would need to adjust to the new school hours.

Redesigning the Academic Calendar

The most unique change was to our academic calendar. For more than 10 years, the district started the school year a week before Labor Day without an intentional reason for the earlier start. This year, the school year began an extra week earlier in August — about 2 weeks before Labor Day — in order to align with natural breaks throughout the year. Students now have time off at the end of each quarter, and semester one ends prior to winter break. More like a traditional college calendar, this allows students and staff time to relax and regroup before starting new coursework. As an added benefit, the calendar also provides additional time for students to learn content before the spring testing window.

Early results

At the end of the school year, staff will study student data related to things like achievement, attendance, and discipline to determine the impact of these changes on student outcomes. Early indicators, however, are promising. In January, 77 percent of high school students surveyed rated the new calendar positively. Teachers are also sharing that students are more engaged in classes and behavioral issues are down, likely as a result of phone-free schools and later start times.

Stillwater Area Public Schools will continue working with our community to ensure these efforts create healthier, more engaging learning environments, and fulfill our mission to “inspire curiosity and a love of learning in every child.”



Stillwater Area High School students dive into a science lesson, showing the kind of focus and back-and-forth that's happening more often in phone-free classrooms.

This month's member feature was submitted by Carissa Keister, Chief of Staff, Stillwater Area Public Schools.

Education Funding Hangs in the Balance in Final Days of Session

With the 2026 legislative session quickly winding down, the Minnesota Senate has passed two bills that would provide modest supplemental funding to help school districts mitigate looming budget shortfalls. The Senate's Omnibus Supplemental Finance bill includes one-time compensatory aid while another bill would provide one-time school safety aid. The school safety bill also includes several gun control measures including secure gun storage requirements on school property.

While the funding in the Senate bills is modest, it significantly outpaces the proposals from the Governor and House. The Governor proposed an additional cut of \$50 million in special education funding on top of the \$250 million cut approved last session. The House budget resolution does not include any supplemental funding for education and the House has not advanced school safety or gun control legislation. AMSD is urging the Governor and House to approve **at least** the level of funding passed by the Senate.



Rep. Cheryl Youakim (DFL-Hopkins) speaks to a group of students at the Minnesota State Capitol during the AMSD/MASA Region 9 Day at the Capitol. Rep. Youakim is co-chair of the House Education Finance Committee.



Sen. Julia Coleman (R-Waconia) meets with Minnetonka Public Schools Supt. David Law and Nadia Akhtar during the AMSD/MASA Region 9 Day at the Capitol. Sen. Coleman is the ranking minority member of the Senate Education Policy Committee.

Below is an overview of the two Senate bills that have passed, as well as the pending Permanent School Fund bill.

Gun Safety / School Safety Bill. [SF4067](#) (Mohamed) provides comprehensive gun violence prevention legislation as well as school safety omnibus funding, but as of this writing the fate of this bill remains uncertain as it heads to the Minnesota House. In its current form, the bill passed the Senate on a 34-33 party line vote, and would:

- Include an assault weapons ban at the point of sale statewide.
- Ban high-capacity magazines (over 17 rounds).
- Create restrictions on "ghost guns."
- Provide \$19 million for one time school safety aid in FY27 school districts, charter schools, intermediate districts and Tribal contract schools.
- Provide \$1 million to the Dept. of Public Safety for Nonpublic School Safety Grants.
- Provide \$2.7 million for one-time school-linked behavioral health grants.

Continued on page 4

AMSD Urging Governor, House to Approve Supplemental Funding

Continued from page 3

- Expand definition of gun-free school zones to include Minnesota High School League-sponsored activities as well as other circumstances, as well as provide additional language on safe storage requirements.
- Provide some funding to MDE to assist and encourage districts to implement a local anonymous threat reporting system with certain universal requirements.
- [LINK: Gun Safety/School Safety Spreadsheet](#)
- [LINK: View a full bill summary](#)

Senate Omnibus Supplemental Finance Bill. [SF4059](#) (Marty) provides one-time compensatory aid to soften the impact of the change in how the state identifies students eligible for additional support. The bill would:

- Provide one-time compensatory hold harmless aid of \$25.489 million (at least 77.46 percent of the compensatory revenue for the site in FY26, after adjustment for any decline in total enrollment).
- Require law enforcement to notify a licensing board when a teacher is charged with certain crimes, requires the Department of Children, Youth, and Families (DCYF) to develop training for mandatory reporters. The bill would also clarify that alleged maltreatment may be investigated even if it occurred more than three years before a maltreatment report and would also establish a felony offense of grooming.
- Allow a school district to use operating capital revenue to pay utility service costs.
- Require the Legislative Budget Office (LBO) to annually survey school districts and charter schools on certain information relating to the school's group health insurance plans.
- Exclude tests administered in the 2025-26 school year from the calculation of literacy aid in FY27, FY28, and FY29.
- [LINK: View the bill summary](#)
- [LINK: View a spreadsheet of the funding breakdown](#)
- [LINK: View district runs for compensatory aid](#)

Permanent School Fund. On Monday, May 4, the House of Representatives unanimously passed HF3900. This bill, highlighted in last month's [newsletter](#), would allow Minnesotans to vote on a constitutional amendment to increase distributions from the Permanent School Fund beginning in the 2027-28 school year. The bill is scheduled for a Senate floor vote on May 7.

- [LINK: AMSD School Districts Projecting More Than \\$223 Million in Shortfalls for 2026-27](#)

Intermediate District 287

RESPONSIVE. INNOVATIVE. SOLUTIONS.

Board Calendar (Second & Fourth Thursday of the Month)

Start Time: 6:30 PM

January 2026 – December 2026	
January 22, 2026	
February 12, 2026	February 26, 2026
March 12, 2026	March 26, 2026 Conflict with Spring Break
April 9, 2026	April 23, 2026
May 14, 2026	May 28, 2026
June 11, 2026	June 25, 2026
No July Meeting	
August 27, 2026	
September 10, 2026	September 24, 2026
October 8, 2026	October 22, 2026
November 12, 2026	
December 10, 2026	

Intermediate District 287

RESPONSIVE. INNOVATIVE. SOLUTIONS.

Board Calendar (Second & Fourth Thursday of the Month)

Start Time: 6:30 PM

TENTATIVE

January 2027 – December 2027	
January 28, 2027	
February 11, 2027	February 25, 2027
March 11, 2027	
April 8, 2027	April 22, 2027
May 13, 2027	May 27, 2027
June 10, 2027	June 24, 2027
No July Meeting	
August 26, 2027	
September 9, 2027	September 23, 2025
October 14, 2027	October 28, 2027
November 11, 2027	
December 9, 2027	

INTERMEDIATE DISTRICT 287
May 28, 2026
SCHOOL BOARD CALENDAR

May 2026

28	Thursday	School Board Retreat	4:30 PM	DSC
28	Thursday	General Meeting of the Board	6:30 PM	DSC

June 2026

02	Tuesday	Ann Bremer Education Center Graduation	9:30 AM	ABEC
02	Tuesday	Ann Bremer Education Center Graduation	1:00 PM	ABEC
02	Tuesday	West Education Center Graduation (Transition)	2:00 PM	WEC
02	Tuesday	West Education Center Graduation (W-ALT)	5:00 PM	CTC
02	Tuesday	North Education Center Graduation	6:00 PM	NEC
03	Wednesday	Career & Tech Center & Transition Graduation	3:30 PM	CTC
04	Thursday	Youable High School Graduation	2:50 PM	TBD
04	Thursday	South Education Center Graduation (Tier 3 High School & Transition)	11:00 AM	SEC
04	Thursday	South Education Center Graduation (Tier 2 High School)	6:00 PM	SEC
11	Thursday	General Meeting of the Board	6:30 PM	DSC
25	Thursday	General Meeting of the Board	6:30 PM	DSC

- ◆ General Board Meeting – Date Change
- ◆ New Event
- ◆ Event Date Change