

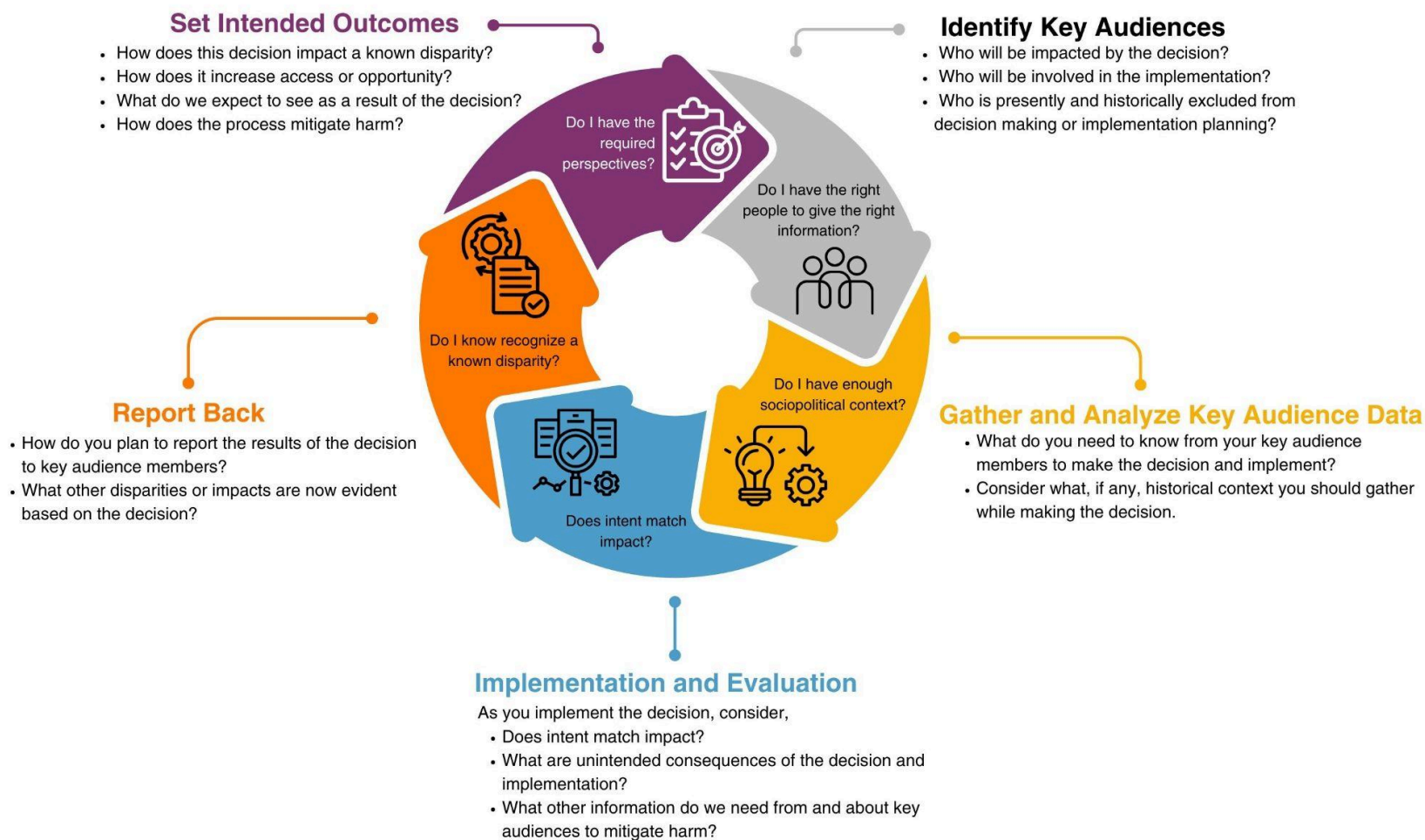
General Meeting of the Board
Thursday, February 26, 2026 6:30 PM

Boardroom / Teleconference
1820 Xenium Ln N
Minneapolis, MN 55441-3790

Agenda

1. **CALL TO ORDER** (*Action*)
2. **APPROVAL OF GENERAL MEETING AGENDA** (*Action*)
3. **AUDIENCE OPPORTUNITY TO SPEAK** (*Information*)
4. **APPROVAL OF CONSENT AGENDA** (*Action*)
 - 4.1. General Board Meeting Minutes from February 12, 2026
 - 4.2. Routine Human Resources Activities for February 26, 2026
 - 4.3. Monthly Financial Report for January 2026
 - 4.4. Approval of District 287 Transportation Services Awards for FY27 and FY28
 - 4.5. Bid Award – South Education Center HVAC Equipment Purchase
 - 4.6. Approval of FY26-27 Instructional Resource Contract
5. **SHARE THE SUCCESS & RECOGNITION - None**
6. **SUPERINTENDENT'S REPORT - (30 minutes)**
 - 6.1. Legislative Update (*Information*)
7. **INSTRUCTIONAL REPORT - (20 minutes)** (*Action*)
 - 7.1. American Indian Concurrence
8. **BUSINESS SERVICES & LABOR RELATIONS REPORT - None**
 - 8.1. Facilities Report - None
 - 8.2. Financial Report - None
 - 8.3. Human Resource Report - None
9. **BOARD BUSINESS - (5 minutes)** (*Information*)
 - 9.1. Policy Review & Revision - None
 - 9.2. Board Reports
 - 9.2.1. Chair Report - None
 - 9.2.2. AMSD Report
 - 9.2.2.1. February 2026 AMSD Connections Newsletter
 - 9.3. District News
 - 9.3.1. School Board Calendars
 - 9.3.2. February 26, 2026, Board Event Calendar
 - 9.3.3. 2025-2026 Get on the Bus/Local 2209 & Board Meeting Schedule
 - 9.4. Once Around the Table
10. **ADJOURNMENT**

Equity Decision Making Tool





**ROUTINE HUMAN RESOURCES ACTIVITIES FOR THE
INTERMEDIATE DISTRICT 287 SCHOOL BOARD
February 26, 2026**

New Hires					
Name	Position	Department or Site	Reason for Opening	Effective Date	FTE
Rhonda Caldwell	Educational Support Professional	West Education Center	Separation: G. Bosire	02/17/2026	.875
Jonah Coleman, Jr.	Educational Support Professional	West Education Center	Separation: A. Monson	01/20/2026	.875
Kyenne Davis	Educational Support Professional	North Education Center	Additional Enrollment	02/17/2026	.875
Ellen Hoffman	Educational Support Professional	West Education Center	Additional Enrollment	02/03/2026	.875
Jennifer Isaacson	Administrative Support IV - Accounts Payable	Finance	Separation: J. Anderson	02/17/2026	1.0
Caitlin Jones	Educational Support Professional	West Education Center	Additional Enrollment	02/17/2026	.875
Khallyah Jordan	Educational Support Professional	Ann Bremer Education Center	Additional Enrollment	02/03/2026	.875
Jean Kai	Educational Support Professional	Ann Bremer Education Center	Separation: S. Agbeko Koami	02/03/2026	.875
Tira Roberts	Educational Support Professional	Ann Bremer Education Center	Additional Enrollment	02/03/2026	.875
Khia Ross	Educational Support Professional	South Education Center	Separation: M. Drinhuyzen	02/17/2026	.875
Cedella Sawie	Educational Support Professional	West Education Center	Additional Enrollment	02/17/2026	.875
Lauren Tomlinson	Educational Support Professional	Ann Bremer Education Center	Additional Enrollment	01/20/2026	.875

License Transitions						
Name	Position	Department or Site	Licensure Area	Prior Approval Type	Current Approval Type	Effective Date
Andre McElroy	EBD Teacher	North Education Center	EBD	Out of Field Permission	Tier 4 EBD	08/25/2025
Rebecca Korich	ASD Teacher	North Education Center	ASD	Tier 2 ASD	Tier 3 ASD	08/25/2025

Temporary Hiring Agreement: NSO/IS				
Name	Position	Department or Site	Effective Date	End Date
John Davis	Social Studies Instructor	Northern Star Online	01/28/2026	06/30/2026
Barbara Deswood	Spanish Instructor	Northern Star Online	01/13/2026	06/30/2026
Geri-Anne Zubich	Social Studies Instructor	Northern Star Online	02/02/2026	06/30/2026

Extended Leaves of Absence:					
Name	Position	Department or Site	Effective Date	End Date	FTE
Jessica Petrowiak **Revised Date from 10/23/25 Board Meeting	Interpreter	Itinerant Services	10/06/2025	01/30/2026	Returning to .875 FTE as of 02/02/26
Dawn Roberg	Educational Support Professional	Ann Bremer Education Center	09/02/2025	06/05/2026	.0625

Separations: Dismissal			
Name	Position	Department/Site	Effective Date
Isabella Vanderwerff	Custodial Worker	Facilities Department	02/02/2026
Ashari Cole	Student Safety Coach	South Education Center	02/05/2026

Separations: Resignation				
Name	Position	Department or Site	Reason (if internal movement)	Effective Date
Rebecca Korich	Educational Support Professional	North Education Center	To accept a License 2209 Position	08/25/2025
Sara Luna Apodaca	Educational Support Professional	South Education Center	Personal Reasons	01/28/2026
Madison Drinhuyzen	Educational Support Professional	South Education Center	Personal Reasons	02/02/2026
Cara Villar	Educational Support Professional	North Education Center	Personal Reasons	02/13/2026
Geoffrey Bosire	Educational Support Professional	West Education Center	Personal Reasons	02/11/2026
Lisa Donley	Interpreter	Itinerant Services	Personal Reasons	03/13/2026
Avery Vos	Administrative Support Grade V	Special Education Department	Personal Reasons	02/10/2026
Annie Xiong	Administrative Support Grade V	Special Education Department	Personal Reasons	02/10/2026

Separations: Retirements (Regular/Disability)				
Name	Position	Department or Site	Effective Date	
Steven Wold	Educational Support Professional	South Education Center	06/05/2026	
Philip Hermann	Educational Support Professional	Ann Bremer Education Center	06/03/2026	
Nancy Albrecht	Science Instructor	West Education Center	06/30/2026	

Other:				
RECOMMEND the Board's approval to credit Paul Ruhland, Instructor Work Coordinator at South Education Center, with two (2) days of additional sick leave. These days have been donated by the staff members listed below who have authorized the District to reduce their individual sick leave balances by one (1) day.				
Donor Name Withheld by Request	Camille Erickson			
RECOMMEND the Board's approval to credit Boma Orubo, Educational Support Professional at South Education Center, with three (3) days of additional sick leave. These days have been donated by the staff members listed below who have authorized the District to reduce their individual sick leave balances by one (1) day.				
Donor Name Withheld by Request	Donor Name Withheld by Request	Deb Carlson-Doom		

CONSENT AGENDA - RECOMMENDATION

Intermediate District 287
RESPONSIVE. INNOVATIVE. SOLUTIONS.

January Monthly Financial Reports

February 26, 2026

Author

Dana Trattles, Business Services Administrative Support
Scott LeSage, Director of Finance

Summary

The January Budget to Actual Comparison and other Financial Reports for Board approval

- Revenues are at 49.0 % of budget, this is lower than the prior two years percentages.
- Expenditures are at 49.0% of budget, this is slightly higher than the prior two years percentages.
- Monthly disbursements totaled \$12,659,143.33 (\$9,042,328.02 through Accounts Payable and \$3,616,815.31 through Payroll).
- Regular Investments totaled \$19,913,186.86 including earned interest and dividends totaling \$43,402.30.
- 2022A LTFM Bond Investments had a total balance of \$1,223,530.71 and the activity for the month was interest earnings of \$5,161.26 and distributions for expenses of \$537,799.44.
- Cash is lower than the two prior year's level.
- Enrollment Reports - January 2026 Actual ADM compared to Budget Planning and Prior Year (Jan. 2025):
 - ALC – 234.29 ADM which is 19.71 below budget and 26.53 ADM below prior year.
 - Northern Star Online – 570.76 ADM which is 447.23 below budget and 93.44 ADM above prior year. Many NSO enrollments are recorded after the semester end
 - Career & Technical Pathways – 140.83 ADM which is 38.83 above budget and 48.26 ADM above prior year.
 - Special Education – 537.15 ADM which is 61.24 below budget and 8.67 ADM above prior year.
 - Care & Treatment – 82.52 ADM which is 28.24 below budget and 13.58 ADM below prior year.
- Donations – Special Tomato Height Right Chair, Bug Seat with 4-Wheel Base 869 and Easy Stand Bantam Small Stander. All three items were donated for the Itinerant – Physical Therapy Program.

Recommendation

The Board approve the January Monthly Financial Reports.

**DISTRICT 287
REVENUE COMPARISON**

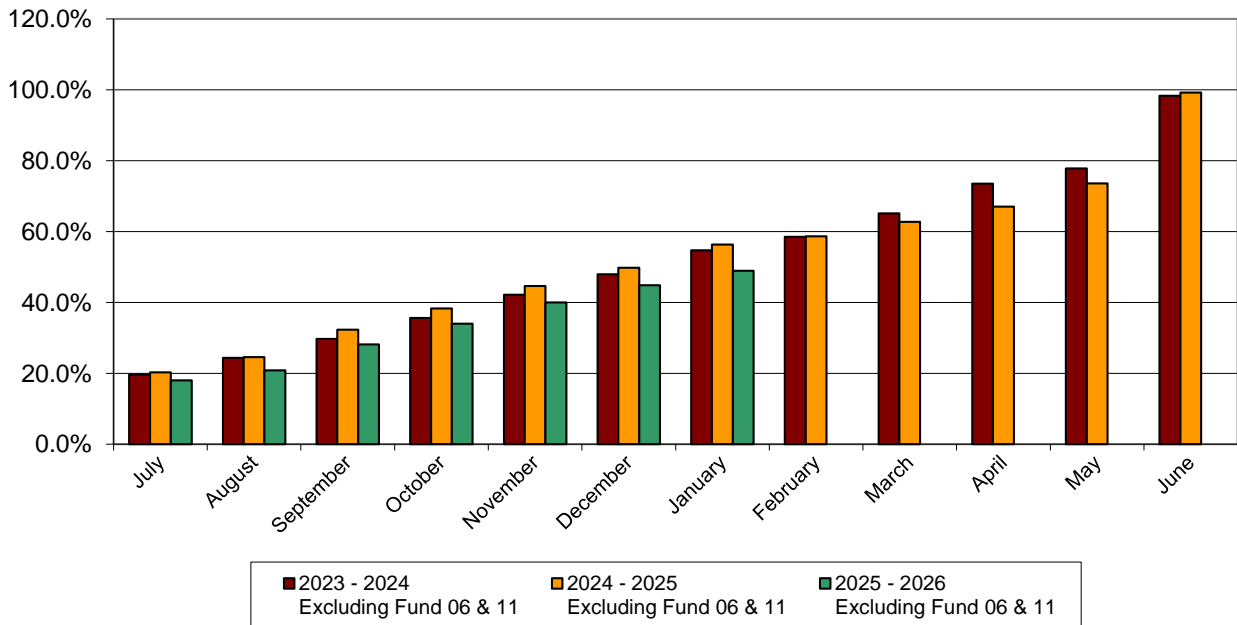
Month	2023 - 2024		2024 - 2025		2025 - 2026		2025 - 2026	
	Excluding Fund 06 & 11		Excluding Fund 06 & 11		Excluding Fund 06 & 11		Including Fund 06 & 11	
	\$	%	\$	%	\$	%	\$	%
July	23,454,555	19.7% ¹	26,130,396	20.3% ²	24,677,754	18.0% ³	24,690,806	18.0%
August	5,555,759	24.3% ¹	5,533,085	24.6% ²	3,833,160	20.9% ³	3,842,391	20.9%
September	6,418,580	29.7% ¹	9,995,943	32.3% ²	9,956,187	28.1% ³	9,964,274	28.1%
October	7,033,514	35.6% ¹	7,739,129	38.3% ²	8,013,576	34.0% ³	8,021,092	34.0%
November	7,853,633	42.2% ¹	8,106,095	44.6% ²	8,217,540	40.0% ³	8,224,410	40.0%
December	6,852,360	47.9% ¹	6,680,616	49.8% ²	6,646,303	44.9% ³	6,652,286	44.9%
January	8,090,580	54.7% ¹	8,380,272	56.3% ²	5,594,390	49.0% ³	5,599,551	49.0%
February	4,501,636	58.5% ¹	3,006,126	58.6% ²				
March	7,937,907	65.2% ¹	5,324,721	62.8% ²				
April	10,002,641	73.5% ¹	5,535,964	67.1% ²				
May	5,089,254	77.8% ¹	8,400,980	73.6% ²				
June	24,442,780	98.3% ¹	33,031,125	99.2% ²				
TOTAL	117,233,200	98.3%	127,864,452	99.2%	66,938,910	49.0%	66,994,810	49.0%
BUDGET	119,257,057²		128,874,184³		136,724,139		136,799,139	

¹ excludes Funds 06 & 11 budgeted revenue of \$55,000

² excludes Funds 06 & 11 budgeted revenue of \$80,000

³ excludes Funds 06 & 11 budgeted revenue of \$75,000

**REVENUE COMPARISON - ALL FUNDS
YTD REVENUE BY MONTH
(excluding Fund 06 & 11)**



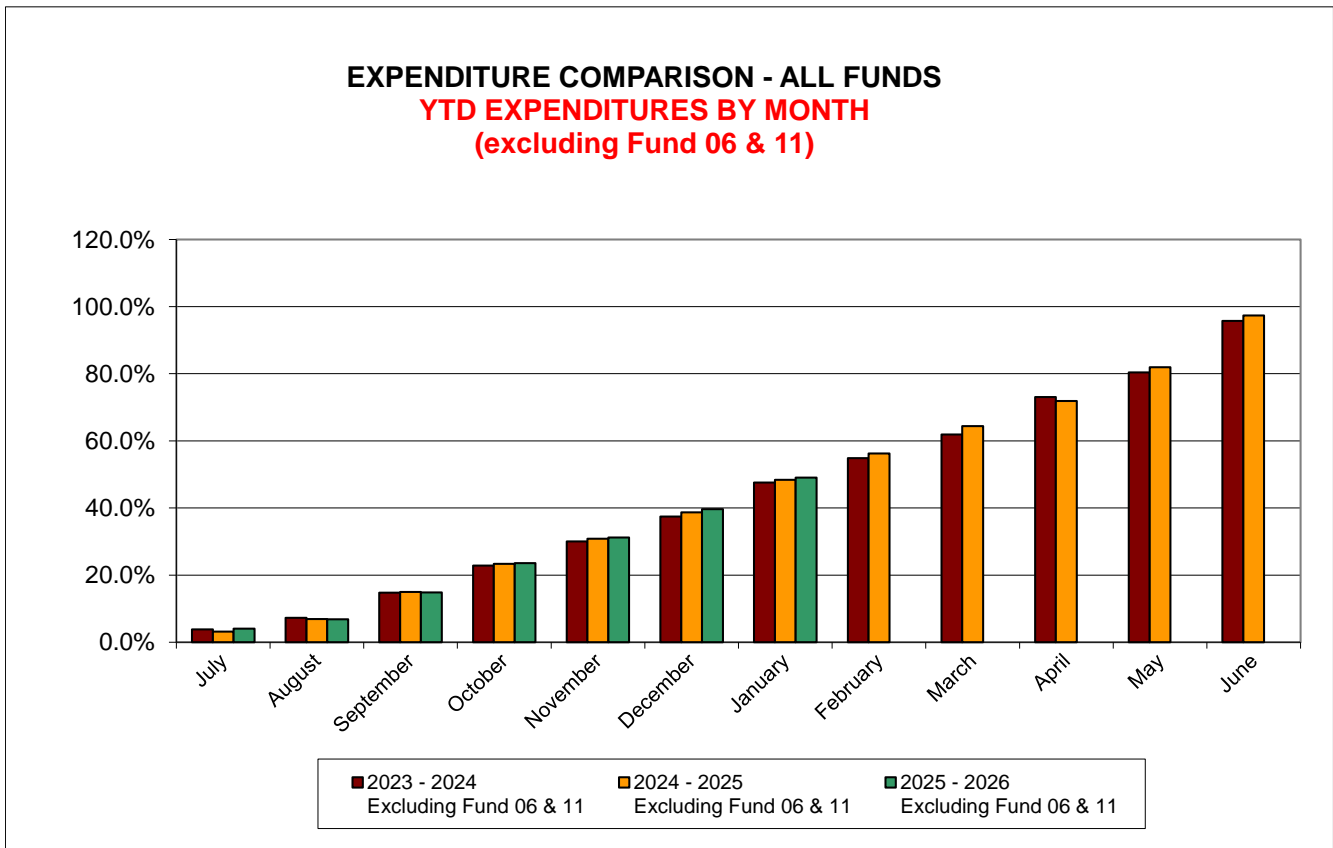
Board- Revenue/Expense Summary by Fund Report

January	2025-2026	Intermediate District No. 287				
Revenue Fund	Prior YE Act	Budget	MTD Activity	YTD Activity	% Used	YTD Unrealized
01 - GENERAL FUND	18,208,043.02	20,634,817.00	509,546.66	5,317,718.14	25.77%	15,317,098.86
02 - FOOD SERVICE FUND	890,572.69	980,870.00	50,759.26	241,524.90	24.62%	739,345.10
04 - COMMUNITY SERVICE FUND	0.00	0.00	0.00	0.00		0.00
06 - BUILDING CONSTRUCTION FUND	0.00	0.00	0.00	0.00		0.00
07 - DEBT SERVICE FUND	8,737,575.72	9,054,572.00	0.00	5,972,742.10	65.96%	3,081,829.90
08 - TRUST FUND	0.00	0.00	0.00	0.00		0.00
10 - SCHOLARSHIP FUND	4,257.11	5,250.00	0.00	0.00	0.00%	5,250.00
11 - LTFM BOND FUND	207,764.75	75,000.00	5,161.26	55,900.23	74.53%	19,099.77
12 - ALC - ACADEMIC FUND	14,393,534.72	15,299,047.00	278,097.00	2,896,592.93	18.93%	12,402,454.07
13 - CAREER & TECH FUND	2,670,728.46	2,502,866.00	211,229.51	1,280,588.46	51.16%	1,222,277.54
14 - SPECIAL EDUCATION FUND	67,788,839.18	72,942,217.00	4,530,506.12	43,691,748.28	59.90%	29,250,468.72
20 - INTERNAL SERVICE FUND	715,750.80	761,000.00	6,969.65	379,962.86	49.93%	381,037.14
21 - SELF HEALTH INSURANCE FUND	14,448,347.69	14,538,000.00	7,131.66	7,155,692.52	49.22%	7,382,307.48
51 - STUDENT CLUB FUND	6,802.82	5,500.00	150.00	2,339.58	42.54%	3,160.42
Total Revenue	128,072,216.96	136,799,139.00	5,599,551.12	66,994,810.00	48.97%	69,804,329.00

DISTRICT 287
EXPENDITURE COMPARISON

Month	2023 - 2024		2024 - 2025		2025 - 2026		2025 - 2026	
	Excluding Fund 06 & 11		Excluding Fund 06 & 11		Excluding Fund 06 & 11		Including Fund 06 & 11	
	\$	%	\$	%	\$	%	\$	%
July	4,424,027	3.8% ¹	4,013,490	3.2% ²	5,412,095	4.0% ³	5,102,527	3.7%
August	3,954,604	7.3% ¹	4,735,735	6.9% ²	3,840,424	6.9% ³	4,025,200	6.7%
September	8,668,867	14.8% ¹	10,198,405	15.0% ²	10,725,461	14.8% ³	10,845,145	14.7%
October	9,257,161	22.8% ¹	10,581,202	23.4% ²	11,813,124	23.6% ³	12,110,163	23.6%
November	8,286,923	30.0% ¹	9,450,008	30.9% ²	10,298,015	31.2% ³	10,420,450	31.2%
December	8,555,529	37.4% ¹	9,876,304	38.7% ²	11,411,035	39.7% ³	11,948,835	40.0%
January	11,690,319	47.6% ¹	12,191,878	48.4% ²	12,598,280	49.0% ³	12,782,538	49.4%
February	8,340,543	54.8% ¹	9,973,096	56.3% ²				
March	8,148,996	61.9% ¹	10,233,010	64.4% ²				
April	12,848,626	73.0% ¹	9,483,133	71.9% ²				
May	8,498,201	80.4% ¹	12,673,417	81.9% ²				
June	17,696,852	95.8% ¹	19,513,909	97.4% ²				
TOTAL	110,370,648	95.8%	122,923,587	97.4%	66,098,435	49.0%	67,234,859	49.4%
BUDGET	115,244,351 ²		126,244,416 ³		134,850,169		136,155,652	

¹ excludes Funds 06 & 11 budgeted expenditures of \$947,361
² excludes Funds 06 & 11 budgeted expenditures of \$579,777
³ excludes Funds 06 & 11 budgeted expenditures of \$1,305,483



Board- Revenue/Expense Summary by Fund Report

January	2025-2026					Intermediate District No. 287
Expenditure Fund	Prior YE Act	Budget	MTD Activity	YTD Activity	% Used	YTD Unrealized
01 - GENERAL FUND	18,333,424.63	20,980,687.00	1,537,985.40	11,565,657.25	55.13%	9,415,029.75
02 - FOOD SERVICE FUND	904,035.69	980,870.00	74,190.88	457,656.70	46.66%	523,213.30
04 - COMMUNITY SERVICE FUND	0.00	0.00	0.00	0.00		0.00
06 - BUILDING CONSTRUCTION FUND	0.00	0.00	0.00	0.00		0.00
07 - DEBT SERVICE FUND	6,890,043.50	6,922,887.00	2,701,596.25	4,243,477.50	61.30%	2,679,409.50
08 - TRUST FUND	0.00	0.00	0.00	0.00		0.00
09 - AGENCY FUND	0.00	0.00	0.00	0.00		0.00
10 - SCHOLARSHIP FUND	1,500.00	12,526.00	0.00	1,500.00	11.98%	11,026.00
11 - LTFM BOND FUND	898,138.78	1,305,483.00	184,257.51	1,136,423.79	87.05%	169,059.21
12 - ALC - ACADEMIC FUND	14,728,555.91	15,181,778.00	1,283,698.14	7,189,057.34	47.35%	7,992,720.66
13 - CAREER & TECH FUND	2,261,663.64	2,509,132.00	233,233.94	1,115,726.23	44.47%	1,393,405.77
14 - SPECIAL EDUCATION FUND	66,805,156.62	73,060,543.00	6,668,050.98	33,739,665.72	46.18%	39,320,877.28
20 - INTERNAL SERVICE FUND	709,428.09	760,300.00	56,836.96	329,611.59	43.35%	430,688.41
21 - SELF HEALTH INSURANCE FUND	12,283,147.63	14,432,500.00	42,098.36	7,453,766.16	51.65%	6,978,733.84
51 - STUDENT CLUB FUND	6,631.18	8,946.00	589.49	2,316.67	25.90%	6,629.33
Total Expenses	123,821,725.67	136,155,652.00	12,782,537.91	67,234,858.95	49.38%	68,920,793.05

Intermediate District 287

Responsive. Innovative. Solutions.

INTER-OFFICE MEMORANDUM

DATE: **February 11, 2026**

TO: Members of the School Board

FROM: Scott LeSage, Director of Finance

RE: **Cash Report - January** Claims, Payroll, Receipts, and Investments

A. Recommendation: Request the Board approve payment of the items listed below:

1. A/P payments for: January 2026	Totaling	\$	<u>9,042,328.02</u>
a) Check #'s 116299 - 116396 and Wire Transfers - #'s 4000002562, 4000002567 - 4000002597, 4000002599, 4000002601, 9000009803 - 9000010026			
2. Payroll payments for: January 2026	Totaling	\$	<u>3,616,815.31</u>
a) Check #'s b) Direct Deposit #'s 600036 (manual check), 9000172975 - 9000175068			
3. Receipts for: January 2026	Totaling	\$	<u>8,123,367.15</u>
a) Receipt #'s 20260602, 20260605 - 20260661			
4. Invest. at end of mo. January 2026			
a) Fund 01 - General Fund		\$	<u>19,913,186.86</u>
b) Fund 11 - 2022A LTFM Bond (Construction Costs)		\$	<u>1,223,530.71</u>
		\$	<u>21,136,717.57</u>

This report has been prepared under the direction of Dave Anderson and is presented for approval by the School Board. Dave and I would be glad to answer any questions.

INTERMEDIATE DISTRICT 287
INVESTMENTS ON HAND
JANUARY 2026

#01-104-00 - Investments (General)

INSTITUTION	RATE OF RETURN (%)	DATE	ACTIVITY	AMOUNT INVESTED
PMA - MNTrust IS Account Balance	3.639			289,327.83
PMA - MNTrust SDA - Nexbank, SSB - ICS, TX	3.600			2,085,727.68
PMA - MNTrust SDA - Bell Bank, MN	3.600			71,768.68
PMA - MNTrust SDA - Bank of China, NY	3.660			6,661,078.50
PMA - MNTrust CD - First Internet Bank of Indiana, IN	4.136			235,300.00
PMA - MNTrust DTC - OAKSTAR BANK NA, 67389LAZ6	3.996			248,194.15
PMA - MNTrust CD - TruStone Financial Credit Union, MN	4.090			1,500,000.00
PMA - MNTrust CD - 42 North Private Bank, MA	3.841			243,172.09
PMA - MNTrust CD - Arlo Bank, MO	3.841			243,172.09
PMA - MNTrust CD - ChoiceOne Bank, MI	3.841			243,172.09
PMA - MNTrust CD - First International Bank & Trust, ND	3.841			243,172.09
PMA - MNTrust CD - Home Federal Savings & Loan Assn, NE	3.841			243,172.09
PMA - MNTrust CD - Independent Bank, TN	3.841			243,172.09
PMA - MNTrust CD - Meadows Bank, NV	3.841			243,172.09
PMA - MNTrust CD - Pinnacle Bank, NE	3.841			243,172.09
PMA - MNTrust CD - United Fidelity Bank, fsb, IN	3.841			243,172.09
PMA - MNTrust CD - West Gate Bank, NE	3.841			243,172.09
PMA - MNTrust CD - West Michigan Community Bank, MI	3.841			170,471.21
PMA - MNTrust CD - Local Bank, OK	3.841			101,319.28
PMA - MNTrust CD - American Bank and Trust Co., OK	3.841			75,212.92
PMA - MNTrust CD - American Pride Bank, GA	3.841			21,275.69
PMA - MNTrust CD - State Bank of Texas, TX	3.943			240,300.00
PMA - MNTrust CD - Financial Federal Bank, TN	3.800			240,800.00
PMA - MNTrust CD - Cornerstone Bank, NE	3.972			240,300.00
PMA - MNTrust CD - Solera Nation Bank, CO	3.872			240,500.00
PMA - MNTrust CD - NorthEast Community Bank, NY	3.969			240,300.00
PMA - MNTrust DTC - VALLEY NATL BK WAYNE, 919853NZ0	3.898			244,241.86
PMA - MNTrust DTC - AMERICAN EXPR NATL BK, 02589AFD9	3.805			244,209.54
PMA - MNTrust DTC - MORGAN STANLEY PVT BANK, 61776NDI	3.905			244,209.29
PMA - MNTrust DTC - ALLY BANK, 02007G3P6	3.905			244,209.84
PMA - MNTrust DTC - FIRST PREMIER BANK, 33610RVS9	3.797			244,246.82
PMA - MNTrust CD - Western Alliance Bank, CA	3.763			240,900.00
PMA - MNTrust CD - NexBank, TX	3.793			240,800.00
PMA - MNTrust CD - Farmers and Merchants Union Bank, WI	3.793			240,700.00
PMA - MNTrust CD - ServisFirst Bank, FL	3.769			240,800.00
PMA - MNTrust DTC - FIRST BANK/HAMILTON NJ, 319137CN3	3.505			244,675.82
PMA - MNTrust CD - American Plus Bank, N.A., CA	3.600			233,000.00
PMA - MNTrust CD - Farmers Bank & Trust, KS	3.500			233,500.00
PMA - MNTrust CD - KS StateBank, KS	3.650			232,600.00
PMA - MNTrust DTC - PREMIER COMMUNITY BK WI, 74048CBK	3.504			248,699.31
PMA - MNTrust DTC - BUSINESS FIRST BANK, 098079BZ8	3.504			248,698.59
PMA - MNTrust DTC - ALL IN FEDERAL CREDIT UN, 01664MAM1	3.554			248,698.95
PMA - MNTrust CD - First Guaranty Bank, LA	3.713			241,000.00
PMA - MNTrust CD - Freedom Northwest Credit Union	4.071			230,700.00
PMA - MNTrust CD - Bank of China, NY	3.826			236,400.00
PMA - MNTrust CD - Bank Hapoalim B.M., NY	3.550			237,300.00
Total PMA - MNTrust Investments on Books				19,913,186.86

ACTIVITY DETAIL:

Investments on our Book at End of Prior Month	19,869,784.56
Current Month Activity	
Deposits / Purchases	
Withdrawals / Redemptions	
Interest Earned - Recorded	43,066.90
Dividends Earned	335.40
Interest/Dividends Earned - To Be Recorded in Next Month	-
Total Investments at End of Month & Un-recorded Interest	<u><u>19,913,186.86</u></u>

#11-104-00 - Investments (2022A LTFM Bond - Construction Costs)

INSTITUTION	RATE OF RETURN (%)	DATE	ACTIVITY	AMOUNT INVESTED
PMA - MNTrust IS Account Balance	3.639			1,223,530.71
PMA - MNTrust CD Account Balance	-			-
PMA - MNTrust SEC Account Balance	-			-
Total PMA - MNTrust Investments on Books for Fund 11				<u><u>1,223,530.71</u></u>

ACTIVITY DETAIL:

Investments on our Book at End of Prior Month	1,756,168.89
Current Month Activity:	
Deposits	
Distributions/Repemptions	(537,799.44)
Interest/Dividends/Purchases Earned - Recorded	5,161.26
Adjustments - move funds not used for closing costs to construction (from Fund 07)	
Interest/Dividends Earned - To Be Recorded in Next Month	
Total Investments at End of Month & Un-recorded Interest	<u><u>1,223,530.71</u></u>

Total 2022A LTFM Investments (Fund 11) at End of Month	<u><u>1,223,530.71</u></u>
---	----------------------------

INTERMEDIATE DISTRICT 287
INVESTMENT ACTIVITY - 2022A LTFM BOND

January 2026

Investments (2022A LTFM Bond - Construction Costs) - MNTrust

MONTH POSTED	DATE	DESCRIPTION	AMOUNT
Nov-22	11/22/22	Proceeds from 2022A LTFM Bond	4,740,596.00
Nov-22	11/30/22	Interest/Dividends	4,282.32
Dec-22	12/30/22	Distributions/Construction Draws	-45,645.18
Jan-23	01/01/23	Interest/Dividends	687.30
Feb-23	02/07/23	Distributions/Construction Draws	-15,000.00
Feb-23	02/28/23	Interest/Dividends (for Jan & Feb '23)	19,146.93
Mar-23	03/31/23	Interest/Dividends	5,534.59
Apr-23	04/28/23	Distributions/Construction Draws	-165,570.33
Apr-23	04/30/23	Interest/Dividends	5,018.40
May-23	05/31/23	Distributions/Construction Draws	-39,431.25
May-23	05/31/23	Interest/Dividends	5,132.72
Jun-23	06/30/23	Interest/Dividends	8,599.22
Jul-23	07/31/23	Distributions/Construction Draws	-172,551.00
Jul-23	07/31/23	Interest/Dividends	9,456.04
Aug-23	08/31/23	Interest/Dividends	17,655.68
Sep-23	09/30/23	Interest/Dividends	5,613.71
Sep-23	09/29/23	Distributions/Construction Draws	-64,403.28
Oct-23	10/31/23	Interest/Dividends	14,867.49
Oct-23	10/31/23	Distributions/Construction Draws	-459,154.50
Nov-23	11/30/23	Interest/Dividends	4,587.09
Dec-23	12/28/23	Distributions/Construction Draws	-118,947.96
Dec-23	12/31/23	Interest/Dividends	8,053.03
Jan-24	02/08/24	Interest/Dividends - recorded in Feb.	8,951.48
Feb-24	02/29/24	Interest/Dividends	8,674.49
Mar-24	04/01/24	Interest/Dividends	4,290.91
Apr-24	04/30/24	Distributions/Construction Draws	-90,040.61
Apr-24	04/30/24	Interest/Dividends	4,057.92
May-24	05/31/24	Distributions/Construction Draws	-15,421.57
May-24	05/31/24	Interest/Dividends	3,871.68
Jun-24	06/30/24	Distributions/Construction Draws	-114,204.33
Jun-24	06/30/24	Interest/Dividends	39,989.94
Jul-24	07/31/24	Distributions/Construction Draws	-205,158.46
Jul-24	07/31/24	Interest/Dividends	41,419.43
Aug-24	08/30/24	Distributions/Construction Draws	-243,211.97
Aug-24	08/31/24	Interest/Dividends	43,713.97
Sep-24	09/30/24	Distributions/Construction Draws	-242,331.43
Sep-24	09/30/24	Interest/Dividends	33,992.84
Oct-24	10/31/24	Distributions/Construction Draws	-178,698.47
Oct-24	10/31/24	Interest/Dividends	8,081.63
Nov-24	11/30/24	Interest/Dividends	7,424.07
Dec-25	12/30/24	Distributions/Construction Draws	-42,006.59
Dec-25	12/31/24	Interest/Dividends	10,988.86
Jan-25	01/31/25	Interest/Dividends	10,845.93
Feb-25	02/28/25	Interest/Dividends	6,387.66
Mar-25	03/31/25	Distributions/Construction Draws	-51,981.58
Mar-25	03/31/25	Interest/Dividends	6,929.06
Apr-25	04/30/25	Distributions/Construction Draws	-113,917.93

MONTH POSTED	DATE	DESCRIPTION	AMOUNT
Apr-25	04/30/25	Interest/Dividends	6,350.81
May-25	05/31/25	Interest/Dividends	56,285.56
Jun-25	06/30/25	Distributions/Construction Draws	-89,675.20
Jun-25	06/30/25	Interest/Dividends	18,340.95
Jul-25	07/31/25	Distributions/Construction Draws	-63,930.00
Jul-25	07/31/25	Interest/Dividends	19,022.15
Aug-25	08/29/25	Distributions/Construction Draws	-215,050.90
Aug-25	08/31/25	Interest/Dividends	9,231.31
Sep-25	09/30/25	Distributions/Construction Draws	-184,876.25
Sep-25	09/30/25	Interest/Dividends	8,086.97
Oct-25	10/31/25	Distributions/Construction Draws	-119,684.29
Oct-25	10/31/25	Interest/Dividends	7,515.83
Nov-25	11/30/25	Interest/Dividends	6,870.02
Dec-25	12/31/25	Distributions/Construction Draws	-419,474.85
Dec-25	12/31/25	Interest/Dividends	5,982.83
Jan-26	01/30/26	Distributions/Construction Draws	-537,799.44
Jan-26	01/30/26	Interest/Dividends	5,161.26

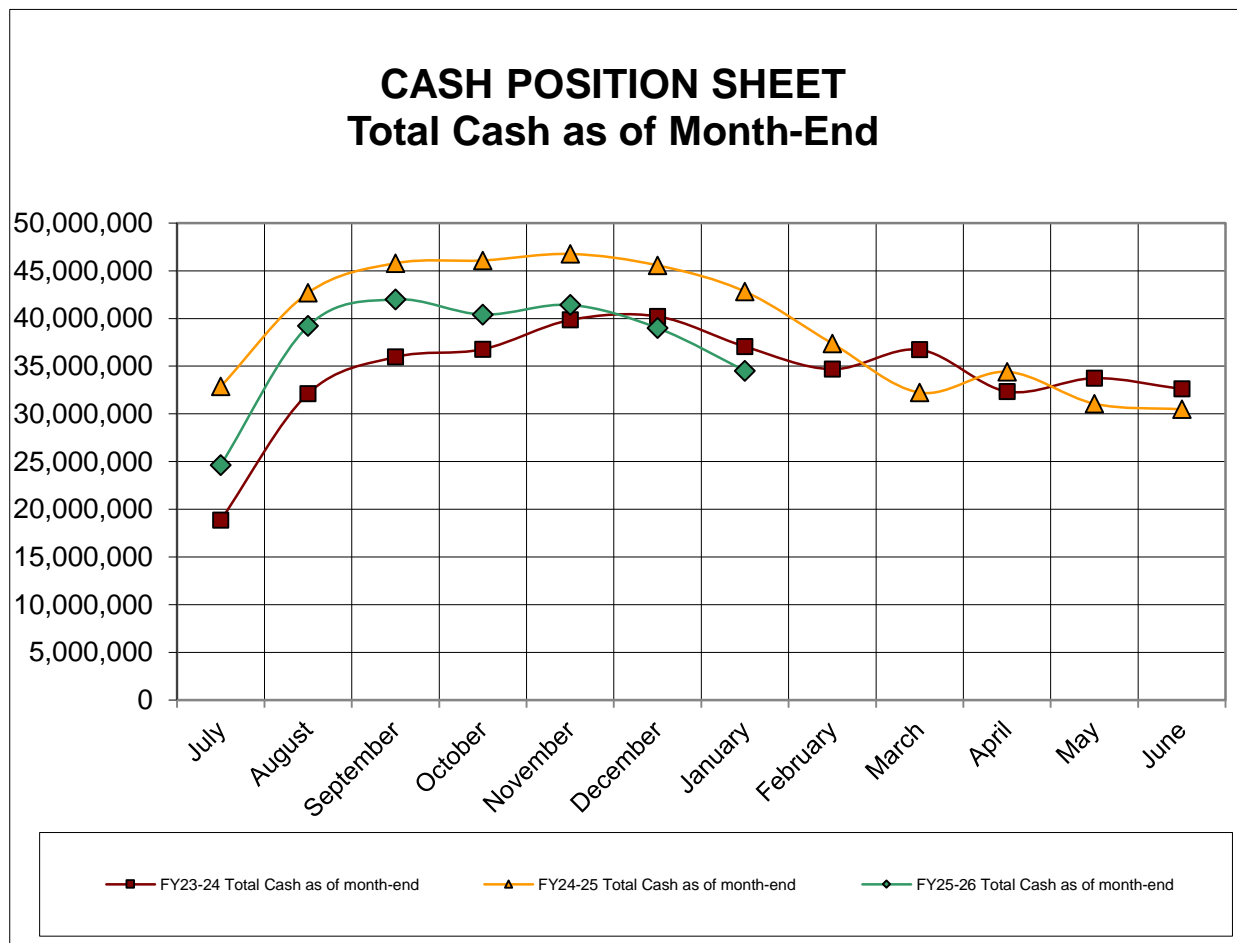
2022A LTFM Bond Investments - Balance as of End of Month 1,223,530.71

Intermediate District 287

Cash and Investment Position Sheet- Monthly Total Net Cash- All Accounts

<u>Date</u>	<u>FY23-24 Total Cash as of month-end</u>	<u>FY24-25 Total Cash as of month-end</u>	<u>FY25-26 Total Cash as of month-end</u>
July	18,858,236	32,864,612	24,635,556
August	32,119,813	42,689,540	39,205,467
September	35,958,742	45,793,738	41,999,550
October	36,774,908	46,084,518	40,408,785
November	39,840,981	46,762,578	41,419,421
December	40,212,901	45,567,325	39,003,302
January	37,055,362	42,825,007	34,510,928
February	34,683,875	37,375,272	
March	36,722,274	32,232,314	
April	32,345,881	34,409,724	
May	33,746,144	31,065,481	
June	32,610,936	30,475,321	

- Includes Self-Funded Insurance Cash Balances.



INTERMEDIATE DISTRICT 287**JANUARY 2026 ACTIVITY****ELECTRONIC TRANSFERS IN:**

DATE	TO	AGENCY	RECEIPT #	AMOUNT	DESCRIPTION
1/30/2026	MSDLAF	MA 3RD PARTY BILLINGS REV 1/13/26	20260631	114,019.81	TITLE III REIMB
1/30/2026	MSDLAF	IDEAS 1/14/26 GEN ED, ALC, SPED	20260632	4,329,577.18	IDEAS 1/14/26 GEN ED, ALC, SPED
1/30/2026	MSDLAF	IDEAS 1/23/26 UNEMPLOY	20260633	21,102.46	DW - ST REV OTH AGENCY
1/30/2026	MSDLAF	FNS JAN 2026 - ALL SITES	20260634-20260638	47,395.32	FNS JAN 2026 - ALL SITES
1/30/2026	MSDLAF	2022A LTFM BOND	20260639	537,799.44	2022A LTFM BOND
1/30/2026	MSDLAF	MA 3RD PARTY BILLINGS REV 1/27/26	20260640	15,001.62	MA 3RD PARTY BILLINGS REV 1/27/26
1/30/2026	MSDLAF	MN DEPT OF EDUCATION-034	20260641	147,409.52	GYO-ADULT JUL-SEPT 2025
1/30/2026	MSDLAF	IDEAS 1/29/26 - NSO	20260644	258,402.65	IDEAS 1/29/26 - NSO
1/30/2026	MSDLAF	SQUARE JAN 2026 ACTIVITY-ALL SITES	20260645-20260649	7,970.31	SQUARE JAN 2026 ACTIVITY-ALL SITES
1/30/2026	MSDLAF	BRAINTREE ACTIVITY JAN 2026	20260650	18,971.85	BRAINTREE ACTIVITY JAN 2026
1/30/2026	MSDLAF	PAYPAL ACTIVITY JAN 2026	20260651	119.17	PAYPAL ACTIVITY JAN 2026
1/30/2026	MSDLAF	SCHOOLCAFE JAN 2026	20260652-20260655	526.45	SCHOOLCAFE JAN 2026
1/30/2026	MSDLAF	COBRA 1/30/26	20260660	14,237.27	COBRA 1/30/26
12/31/2025	MSDLAF	MSDLAF INTEREST JAN 2026	20260661	58,035.54	MSDLAF INTEREST JAN 2026

MTD TOTALS**5,570,568.59**

INTERMEDIATE DISTRICT 287

JANUARY 2026 ACTIVITY

WIRE TRANSFERS OUT:

DATE	FROM	AGENCY	WIRE #	AMOUNT	DESCRIPTION
1/6/2026	MSDLAF	HEALTHPARTNERS	4000002562	-	VOID
1/6/2026	MSDLAF	BANK OF MONTREAL	4000002567	44,141.44	P-CARD EXPENSE
1/16/2026	MSDLAF	BPAS	4000002568	55,261.40	VEBA
1/16/2026	MSDLAF	EDUCATORS BENEFIT CONSULTANTS	4000002569	96,904.81	403B RETIREMENT
1/16/2026	MSDLAF	MN DEPT OF REVENUE	4000002570-4000002571	101,558.74	STATE TAXES
1/15/2026	MSDLAF	PERA	4000002572	150,478.78	PERA
1/15/2026	MSDLAF	MN TRA	4000002573	283,118.03	TRA
1/15/2026	MSDLAF	US BANK	4000002574	589,501.23	FEDERAL TAXES
1/15/2026	MSDLAF	PITNEY BOWES	4000002575	25.00	POSTAGE MACHINE LEASE
1/15/2026	MSDLAF	HP FREQUENT FITNESS	4000002576	607.50	HP FREQUENT FITNESS
1/21/2026	MSDLAF	CITY OF PLYMOUTH	4000002577	534.88	UTILITY BILL
1/6/2026	MSDLAF	HEALTHPARTNERS	4000002578	288,017.65	HAI CLAIMS
1/12/2026	MSDLAF	HEALTHPARTNERS	4000002579	179,183.33	HAI CLAIMS
1/6/2026	MSDLAF	CENTERPOINT ENERGY	4000002580	7,568.79	UTILTIY BILL
1/6/2026	MSDLAF	SUBURBAN WASTE	4000002581	5,170.57	UTILITY BILL
1/20/2026	MSDLAF	HEALTHPARTNERS	4000002582	135,922.05	HAI CLAIMS
1/23/2026	MSDLAF	CITY OF MINNETONKA	4000002583	496.77	UTILITY BILL
1/23/2026	MSDLAF	CITY OF NEW HOPE	4000002584	2,059.12	UTILITY BILL
1/16/2026	MSDLAF	US BANK	4000002585	188.69	MONTHLY FEES
1/31/2026	MSDLAF	BPAS	4000002586	55,627.76	VEBA
1/31/2026	MSDLAF	EDUCATORS BENEFIT CONSULTANTS	4000002587	96,336.86	403B RETIREMENT
1/31/2026	MSDLAF	MN DEPT OF REVENUE	4000002588-4000002589	101,151.23	STATE TAXES
1/31/2026	MSDLAF	PERA	4000002590	151,534.45	PERA
1/31/2026	MSDLAF	MN TRA	4000002591	283,481.21	TRA
1/31/2026	MSDLAF	US BANK	4000002592	590,049.25	FEDERAL TAXES
1/31/2026	MSDLAF	EDUCATORS BENEFIT CONSULTANTS	4000002593	143,020.48	403B RETIREMENT
1/31/2026	MSDLAF	MSRS	4000002594	-	VOID
1/31/2026	MSDLAF	BRI TRANSFER	4000002595	73,128.25	BRI TRANSFERS
1/31/2026	MSDLAF	HEALTHPARTNERS	4000002596	75,805.46	HAI CLAIMS
1/31/2026	MSDLAF	BCBS	4000002597	-	VOID
1/31/2026	MSDLAF	BCBS	4000002599	187,169.09	BLUE CROSS/BLUE SHIELD CLAIMS
1/31/2026	MSDLAF	MSRS	4000002601	21,273.31	MN STATE RETIREMENT SYSTEM
1/12/2026	MSDLAF	US BANK	9000009803-9000010026	4,290,066.36	AP ACH PAYMENTS & STAFF REIMB.
1/15/2026	MSDLAF	US BANK	9000172975-9000174022	1,802,639.49	PAYROLL
1/30/2026	MSDLAF	US BANK	9000174024-9000175068	1,814,175.82	PAYROLL
MTD TOTALS				11,626,197.80	

CONSENT AGENDA - RECOMMENDATION



Board Approval of District 287 Transportation Services Awards for FY27 and FY28

February 19, 2026

Author

Amy Tiedens, Transportation Manager

Summary

The Transportation Department is seeking approval for the extension of the transportation services agreements, based on the terms in the original solicitation, which are summarized in this memo.

For 2024-2026, the District awarded agreements to four (4) Transportation Providers for transportation services. We awarded multiple providers to minimize the risk of service interruption and offer flexibility when dealing with a specialized student population.

The 2026-2028 transportation service agreements will include the midday transportation of students who attend 287 special education programs, as well as to and from transportation services for students who attend the ALC Plus programs at SECA and NECA.

We are recommending renewing these existing Agreements based on the satisfactory and reliable services of the vendors. The duration (term) of this Agreement will be for the 2026-2027 school year and the 2027-2028 school year (2 years) for Koch Bus Company, Northstar Bus Lines, Metropolitan Transportation Network Inc. (MTN), and First Student, Inc. Service will continue on July 1, 2026 through June 30, 2028.

Below are bus rates for the most frequent usage:

	First Student Inc. (Will be used mostly for Field Trips)	Koch School Bus Services	Northstar Bus Lines	Metropolitan Transportation Network Inc. (MTN)
To/From bus (4 hours)	N/A	\$327.42	\$356.61	\$307.66
Partial/Full midday bus (2 hours)	\$210.89	N/A	\$219.45	\$188.97
Partial/Full midday bus (5 hours)	\$438.01	\$403.82	\$416.96	\$366.01
Additional half hour rate per bus, as needed (½ hour)	\$37.85	\$43.66	\$40.96	\$45.36
Summer bus (3 hours)	\$286.60	\$222.78	\$246.88	\$281.12
Field Trip bus (2 hours)	\$210.89	N/A	\$208.48	\$194.94
Field Trip bus (4 hours)	\$362.30	\$381.99	\$405.98	\$322.25
2 Contracted Shuttle Drivers (per hour, per driver)	N/A	\$70.94	N/A	\$58.75

Recommendation:

It is recommended that the school board approves the District extending the service agreements with the following transportation providers, in the projected total amount of \$850,000.

- First Student Inc, Brooklyn Park, MN
- Koch School Bus Services, Waconia, MN
- Northstar Bus Lines, Maple Grove, MN
- Metropolitan Transportation Network Inc. (MTN), Fridley, MN

CONSENT AGENDA - RECOMMENDATION

Intermediate District 287

RESPONSIVE. INNOVATIVE. SOLUTIONS.

Bid Award – South Education Center HVAC Equipment Purchase

February 26, 2026

Author

Kurt Vredenburg, Facilities Senior Manager
Scott LeSage, Director of Finance

Summary

Administration requests Board approval to purchase HVAC equipment for the South Education Center HVAC project through the OMNIA Partners cooperative purchasing contract. The equipment package includes three (3) AERCO BMK 1500 Boilers, one (1) Multistack MSH Heat Recovery Chiller, and two (2) Daikin AGZ-008 Chillers. The labor portion of the HVAC upgrade project will be publicly bid at a later date.

Contractor Name	Contract Amount
UHL - (OMNIA Partners Contract #R220703)	\$ 570,000.00
Alternates	\$ 0
Total Contractor Agreement	\$ 570,000.00

The district's architect & engineering firm, LHB, has reviewed the proposal and considers the contract price fair and reasonable. UHL, was contacted to verify their proposal and stated the company is satisfied with their bid and that it contained no errors or omissions.

The project will be funded from the Facility Maintenance Bonds, Series 2022A Long Term Facilities Maintenance funding.

Recommendation

The Board approve the South Education Center HVAC Equipment Purchase Award to UHL as presented.

CONSENT AGENDA - RECOMMENDATION



Intermediate District 287
RESPONSIVE. INNOVATIVE. SOLUTIONS.

Approval of Contract for Instructional Resource

February 18, 2026

Author

David VanDenBoom, Principal, Northern Star Online

Summary

Contract submitted for purchase and implementation of instructional curriculum from eDynamic.

- Period is for school year 2026-2027.
- Provides for access to instructional resources
- Includes implementation for NSO students
- School Year total cost of \$132,000.00

Recommendation

It is recommended that the board approve the contract with eDynamic for implementation of instructional resources.



Minnesota politics have been volatile as of late. The heartbreaking murder of Representative Melissa Hortman and her husband Mark, the shooting of Senator John Hoffman and his wife Yvette, and the shooting at Annunciation school renewed debate over issues like gun control and student safety.

Challenges brought on by fraud in state programs, the impact of federal budget cuts, the operational and fiscal effects of federal immigration enforcement actions, and a challenging budget forecast contribute to a complex political environment for the 2026 legislative session. Together, these factors are expected to shape and constrain decision-making during the next session.

Budget Forecast Highlights Future Budget Challenges

Minnesota Management and Budget (MMB) released the [November Budget and Economic Forecast](#) early December, offering the first official outlook of the state's budget outlook ahead of the 2026 legislative session. The report shows that stronger-than-expected revenue collections resulted in a projected \$2.465 billion surplus for the current biennium but an almost \$3 billion budget deficit in the next biennium.

For the education spending side, the forecast showed that E-12 spending is projected to be \$115 million higher in the current biennium than initially planned, primarily due to rising special education costs (staff salaries and benefits).

Governor Walz and legislative leaders will use this forecast to begin shaping proposals for a supplemental budget, though the Legislature is not required to pass one this next session.

Shifting Legislative Landscape

A combination of retirements, special elections, and campaign announcements for statewide and federal offices will reshape the look for the legislature next session and into the 2027 legislative session.

Three especially notable announcements affecting education leadership are: Senator Steve Cwodzinski (DFL–Eden Prairie), chair of the Senate Education Policy Committee; Representative Ron Kresha (R–Little Falls), co-chair of the House Education Finance Committee; and Representative Peggy Bennett (R-Albert Lea), co-chair of the House Education Policy Committee, who has announced she is running for governor. With these departures from their current roles, the education committees will see new faces in these leadership positions next year.

Education Issues on the Horizon

While it is too early to know which proposals will gain traction, several education issues are expected to draw attention this next session. School safety and student mental health will be a prominent topic given recent events, alongside ongoing discussions about special education funding and compensatory revenue. Workforce challenges and labor issues are likely as employers, including school districts, navigate the rollout of the state's new paid leave program.

Additionally, several interim working groups established last session will provide recommendations for the legislature to review. While the [Blue Ribbon Commission on Special Education](#) has a longer timeline, the others are expected to deliver initial findings or recommendations to lawmakers during the upcoming legislative session, including the [Compensatory Revenue Task Force](#) and the [Seclusion Working Group](#).

2026 Intermediate priorities

While the budget outlook heading into the 2026 session is challenging, the Intermediates are pursuing several key proposals. Although progress may be limited due to the budget climate, the Intermediates will continue to advocate with legislators on funding and policy decisions impacting their programs, including:

- Enhancing school safety measures by increasing funding through the safe schools levy.
- Extend out-of-field permissions, a tool used to maintain adequate staffing levels.
- Expanding the educator workforce to include related service personnel in workforce grant programs.
- Extending the agriculture homestead market value credit to the Intermediates and other cooperative school districts.



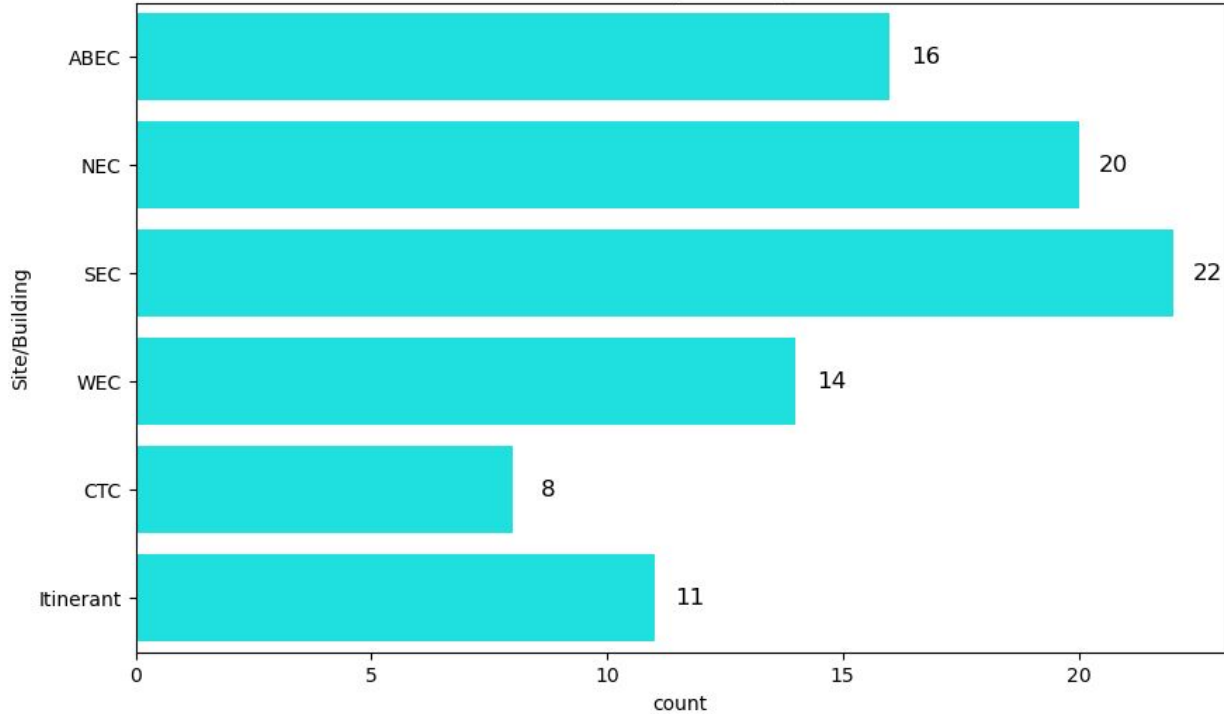
2025-2026 Am. Indian Education Concurrence Report

Equity and Inclusion Department

Intermediate District 287
Responsive. Innovative. Solutions.

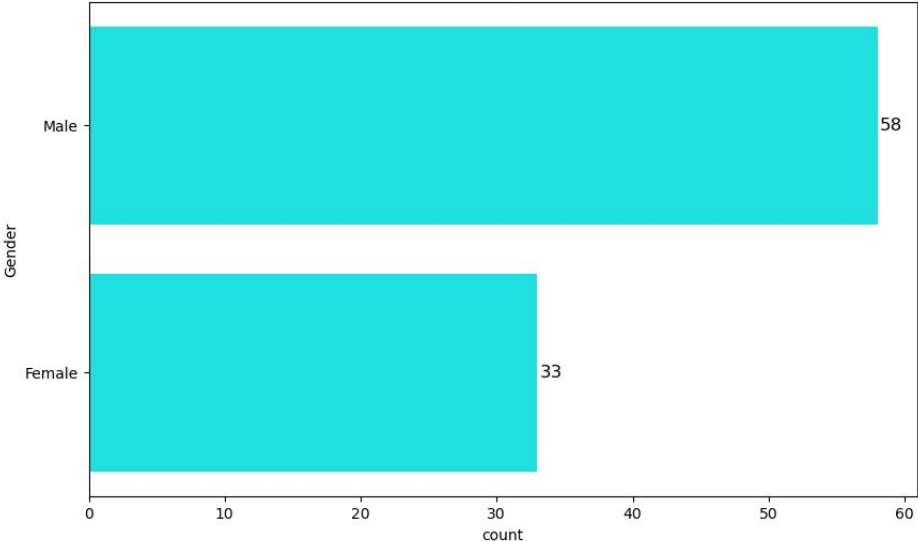
Demographics

American Indian Students by Building/Site 2024-2025 SY

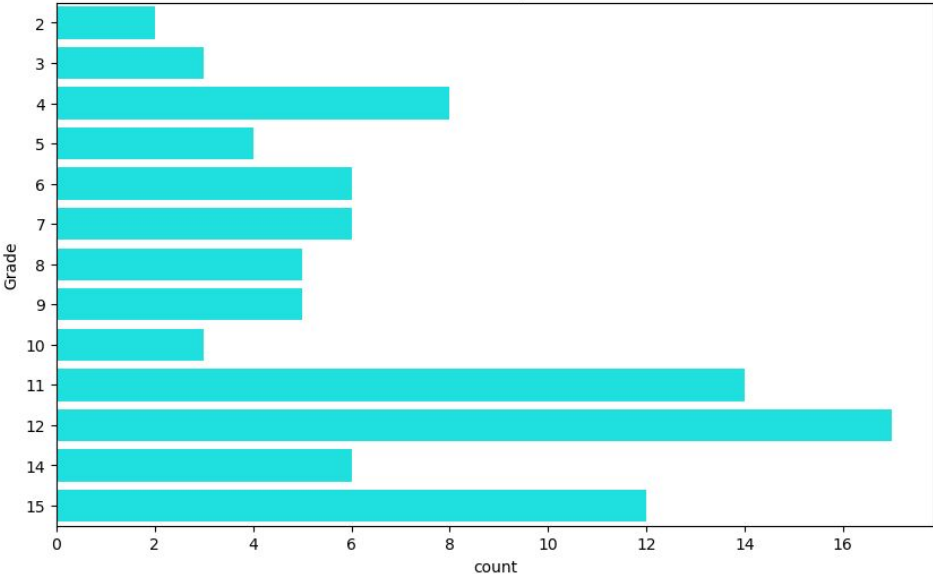


Demographics

American Indian Students by Gender 2024-2025 SY



American Indian Students by Grade 2024-2025 SY



Goals

- ▶ Goal Area 1: Support Post-secondary Preparation for American Indian Students
 - AIPAC Goal: create postsecondary goals for students and complete 3 check-ins per student
- ▶ Goal Area 2: Support Academic Achievement of American Indian Students
 - AIPAC Goal: Decrease chronic absenteeism by 5%
- ▶ Goal Area 3: Make Curriculum Relevant to the Needs, Interests, and Cultural Heritage of American Indian Pupils
 - AIPAC Goal: Increase American Indian students achieving meets or exceeds literacy or math achievement from 12% to 17%
- ▶ Goal Area 4: Provide Positive Reinforcement of the Self-Image of American Indian Pupils
 - AIPAC Goal: Decrease chronic absenteeism to 42%
- ▶ Goal Area 5: Intercultural Awareness
 - AIPAC Goal: Increase parent/caregiver participation in In District events from 5 parent sto 8 parents

Progress - Staff Preparedness



Intermediate District 287
Responsive. Innovative. Solutions.

Progress – Staff Preparedness

Sept 2025: Staff engaged and learned deeply from the Minnesota History Center's Learning from Place Bdote Tour.

March 2026: Staff and parents/caregivers will attend MIEA Conference

Progress - Affinity Groups





Progress – Goal Setting and Cultural Education

- Affinity spaces provide students an opportunity for cultural educational activities like making fry bread, watching and discussing documentary films, and art projects
- We begin affinity groups with check-ins and goal setting
- Student attendance has increased from 52% attending 89% or more to 59% attending 89% or more

Goal Areas 1&4 met

Progress - Community Connectedness

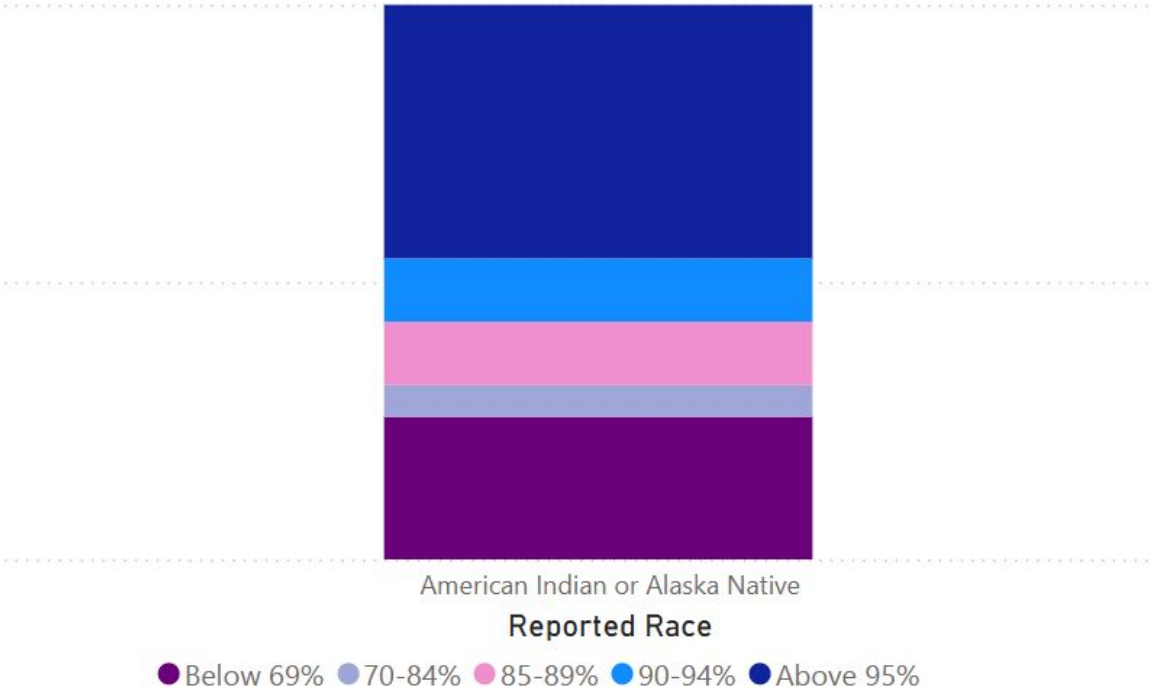


Progress – Identifying Community Partners and Supporting Positive Identity Development

- Building relationships with Ain Dah Young and Indigenous Roots to meet need for community connections
- Access to upstream suicide prevention and mental health services
- Connection with community elders for Winter Storytelling
- Walker Art Center Virtual Visit with Stephanie Whitehawk

Goal Area 2 met

Percent Present Attendance by Race

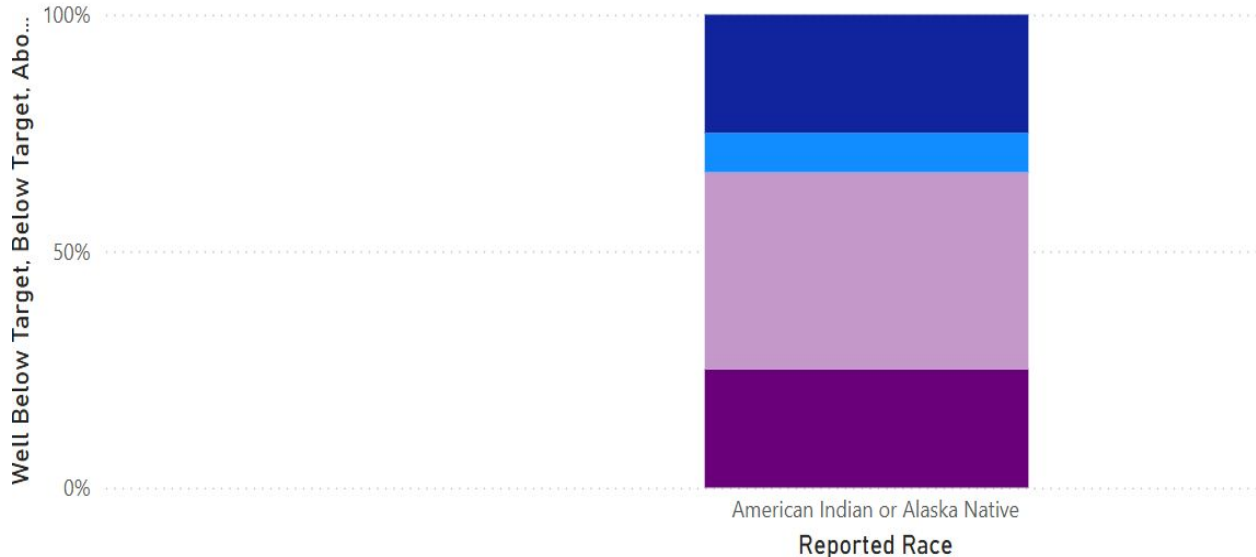


Percent Proficient in Reading Screener

< Back to report

READING ASSESSMENTS

Well Below Target Below Target Above Target Well Above Target

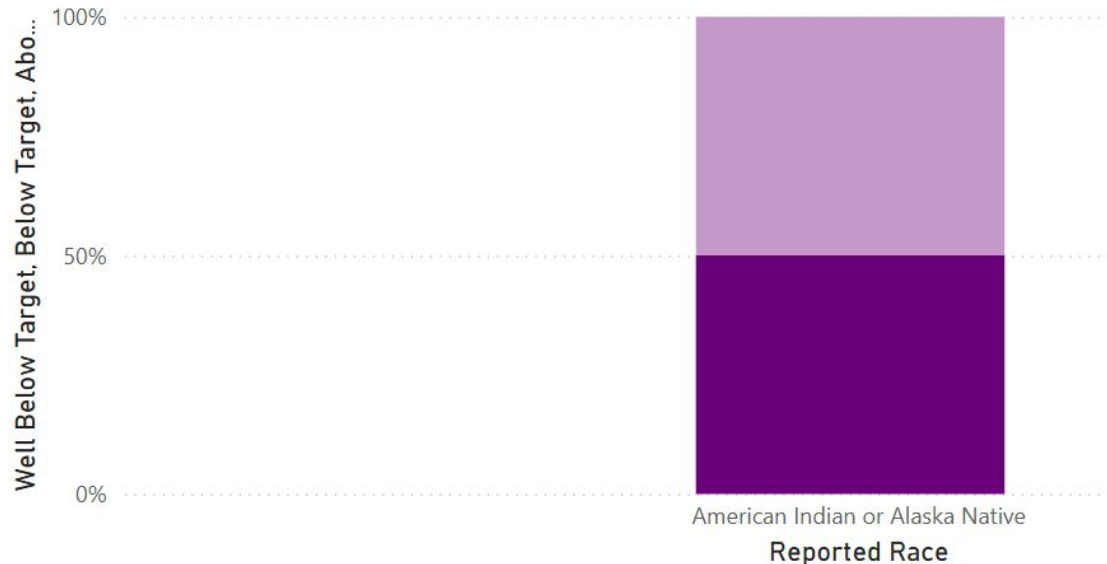


Percent Proficient in Math Screener

< Back to report

MATH ASSESSMENTS

● Well Below Target ● Below Target ● Above Target ● Well Above Target



Continuing the Work

- Continuing with student affinity groups
- Family visit to Indigenous Roots (Apr. 2026)
- Senior Celebration (SEC, May 21, 2026)
- Student Motivational Surveys and Postsecondary Planning with Family and Community Engagement Team

Concurrence

On Feb.19, AIPAC initiated a vote of concurrence for the American Indian Education Plan.

We now require Board Action of the vote of concurrence on the American Indian Education Plan.



Questions?

CONNECTIONS



News from the Association of Metropolitan School Districts

February 2026
Volume 23
Number 5

St. Cloud Area Schools: Leading and Learning in the Age of AI

February 27, 2026 Executive/Legislative Committee Meeting

7:30 a.m. - 9 a.m.
Anderson Center
Bethel University
Arden Hills

March 6, 2026 Board of Directors Meeting

7 a.m. - 9 a.m.
Quora Education Center
NE Metro 916
Little Canada

March 27, 2026 Executive/Legislative Committee Meeting

7:30 a.m. - 9 a.m.
Anderson Center
Bethel University
Arden Hills

April 13, 2026 AMSD/MASA Region 9 Day at the Capitol

MN State Capitol
Details Coming

St. Cloud Area School District 742 is redefining education in the age of artificial intelligence, not by racing to adopt every new tool, but through deliberate, evolutionary work that preserves productive struggle, deep thinking, reasoning, curiosity, and creativity for every student.



Opening panel for the 2024 Minnesota Thought Leaders Summit in the Age of AI. Participants are (l to r): Supt. Dr. Laurie Putnam, CEO of Dayta Marketing Brian Myres, President of StrategicEDU Adam Garry, CEO of Minnesota Business Partnership Kurt Zellers, MN Sen. Mary Kunesch, CEO of K12 Consortium of School Networks Keith Krueger, University of MN Associate Professor of the College of Education and

Human Development Dr. Laura Allen, and MDE Commissioner Willie Jett.

Superintendent Dr. Laurie Putnam ignited this vision early, insisting the true challenge isn't keeping pace with technology but reimagining schools to equip students for an unpredictable future. "Bringing about change means bringing people together," Putnam says. Her leadership launched the first Minnesota Thought Leaders Summit in the Age of AI at Tech High School in June 2024, uniting over 200 educators, business leaders, legislators, and partners to shape policy, standards, and curriculum. Keynote speaker Charles Fadel and cross-sector panels sparked rich dialogue; design teams transformed ideas into actionable strategies, including the formation of a Minnesota-wide AI alliance dedicated to fierce, focused collaboration on wise, intentional use of AI, both instructionally and operationally.

The 2025 summit built on that momentum, drawing another 200+ participants for two days of hands-on exploration into how emerging AI technologies can enhance, rather than replace, the human elements of learning. Four core

Continued on page 2

Thank you to the nearly 200 AMSD members and legislators who attended the 2026 AMSD Session Preview last week. We were grateful to have some two dozen legislators in attendance including Sen. Jim Abeler, Sen. Steve Cwodzinski, Rep. Patricia Mueller, and Rep. Sydney Jordan serving on a panel and sharing an overview of what they anticipate for the 2026 session. I'd also like to thank Education Commissioner Willie Jett for speaking and for his continued support of our students and our schools. I encourage AMSD members to stay engaged throughout the session and to mark your calendar to attend the AMSD/MASA Region 9 Day at the Capitol on April 13. Your advocacy makes a difference.

From the AMSD Chair, Jim DeMay, Mounds View Board Member



Piloting Relationship-Building AI Tools and Sharing Lessons Statewide

Continued from page 1

insights emerged: let AI handle routine tasks so educators can nurture relationships, creativity, and ethical reasoning; teach students to use AI intelligently and ethically; leverage AI to level the playing field; and balance preparation for emerging careers with mastery of enduring human skills.

This year, Director of Research, Assessment and Generative AI Integration Donna Roper continues to design the district's responsible AI strategy. She developed professional learning pathways, "by teachers for teachers," which included introductory AI courses, "Demystifying AI for Educators," and "Transforming Learning with AI." Roper coordinated a midyear Future Ready by Design learning opportunity for 400 secondary licensed teachers. At the same time, she and Assistant Superintendent Dr. Jason Harris, worked with partners like World Savvy, and the Minnesota Generative AI Alliance for Education (MNGAIA), to ensure its success. The day featured a Changemaker Hub Experience with human-centered learning stations, where small-group discussions among teachers, secondary students, community members and higher ed generated ideas for future-ready schools in St. Cloud.

Assistant Superintendent Dr. Jason Harris drives secondary-level execution, reminding teams that "85% of jobs our elementary students will hold haven't been created yet." He champions, pilots and supports educators in fostering essential skills amid rapid change. Executive Director Katie Herrboldt supports our advancing work by addressing risks, proactively tackling cybersecurity and deepfakes, always centering equitable access. Innovation Coach Kate Klug elevates teacher and student voices in redesign efforts, drawing on initiatives in literacy and assessment to cultivate collaborative innovation. Computer Science teacher Matthew Stockinger delivers frontline expertise, weaving computational thinking and AI exploration into his coding, chemistry, and science classes. He demonstrates how educators can critically evaluate AI outputs, ensuring tools amplify rather than shortcut reasoning. In addition, a dedicated group of English Learner (EL) teachers and literacy educators—Amanda Seutter, Laura Ergen, Graham Litterst, Ann Lemke, Emily Schmit, Devon Bowker, Dr. Karen Maier, Chelsea Bowker, and Amy Streit—to name a few, ensure multilingual and literacy learners thrive. They adapt AI for accessibility, personalized support, and inclusive engagement, transforming potential barriers into pathways for equitable, culturally responsive learning.

Principal Justin Skaalerud and Apollo High School are piloting relationship-building AI tools and sharing lessons statewide. He advocates for student-centered personalization with equitable access at the core and was a key presenter alongside district colleagues at a national AASA event this year.

These leaders and educators recognize this isn't a race to be first or fastest. It's about steady growth and progress: honoring cognitive depth while igniting curiosity and creativity. The district's Responsible Use Expectations and its Secondary Instructional Vision help guide and advance personalization, teacher empowerment, accessibility, and innovation.

"The question isn't whether AI will be in students' lives, it will," Putnam says. "The question is whether we'll teach the thinking skills that make it empowering. Our choices now decide if AI expands opportunity for every student or widens the gap."

In St. Cloud Area Schools, this collective commitment—from Putnam's vision and Roper's strategy and innovation to Harris's secondary focus, Herrboldt's technology leadership, Stockinger's classroom modeling, Klug's coaching, the ML and ELA team's literacy work, Skaalerud's school-level execution, and the teachers who stepped forward in December—keeps the work profoundly human-centered. Every step forward honors learning that truly prepares students to think, reason, create, and thrive.

St. Cloud Area School District is proud to sponsor the third annual MN Thought Leaders AI Summit on Leading Learning and the Age of AI at Apollo High School on June 15-16 in St. Cloud, once again this year.

This month's member feature was submitted by Tami DeLand, Director of Community Engagement and Communications, St. Cloud Area School District 742.

2026 AMSD Session Preview Brings Legislators and Education Leaders Together

AMSD Board Chair Jim DeMay opened the 2026 AMSD Legislative Preview on Friday, Feb. 6 by acknowledging that this has been an exceptionally challenging year for public officials, educators, students, and families. He noted that we have experienced political violence, including the assassination of Speaker Emerita Melissa Hortman and her husband, Mark, and the shooting of Sen. John Hoffman and his wife, Yvette; a tragic school shooting at Annunciation Catholic School, and sustained federal immigration enforcement actions that have seriously impacted our students, schools and communities. DeMay stressed that it is more important than ever that school leaders and legislators work in partnership to ensure our students are safe and they have the support they need to learn and succeed.

Nearly 200 education leaders—superintendents, school board members and district staff — along with state legislators and legislative staff, and Minnesota Department of Education Commissioner Willie Jett, turned out for the session preview, which annually highlights the AMSD legislative platform and key education issues for the upcoming legislative session.

This year’s preview, held at Northeast Intermediate School District 916’s Quora Education Center, featured three AMSD superintendents — Dr. Lisa Sayles-Adams of Minneapolis Public Schools, Dr. Jeffrey Holmberg of Centennial School District and Dr. Kent Pekel of Rochester Public Schools — presenting key priorities for AMSD districts as outlined in the 2026 Legislative Platform.



Sen. Steve Cwodzinski (DFL-Eden Prairie), Rep. Patricia Mueller (R-Austin) and Rep. Sydney Jordan (DFL-Minneapolis) participated in a panel discussion at the AMSD Legislative Session Preview. Sen. Jim Abeler (R-Anoka), right, joined the panel virtually.



Minneapolis Supt. Lisa Sayles-Adams

Supt. Sayles-Adams highlighted special education funding and urged legislators to stabilize special education aid by repealing the contingent \$250 million cut to special education cross-subsidy reduction aid scheduled for the 2028–29 biennium. She thanked legislators for their recent investments to increase cross-subsidy reduction aid and noted that backing off that commitment would have negative repercussions on school district budgets.

Compensatory Revenue, Funding New Requirements Among AMSD Priorities

Continued from page 3



Centennial Supt. Jeff Holmberg

Supt. Holmberg thanked legislators for linking the education formula to inflation, but also asked legislators to reduce mandates, restore local control, and fully fund existing requirements including unemployment for hourly workers and the Paid Leave program.



Rochester Supt. Kent Pekel

Supt. Pekel rounded out the presentation providing an update on the Compensatory Revenue Task Force and the complexities task force members are wrestling with as they work to develop recommendations to stabilize compensatory revenue. He stressed the need to extend hold-harmless funding for another year until the task force finalizes its recommendations next fall. He also encouraged legislators to explore ways to strengthen the Postsecondary Enrollment Options (PSEO) program to ensure rigor and preparation for success after high school.

Minnesota Education Commissioner Willie Jett thanked everyone for their work in support of our students during this challenging time. He stressed the importance of keeping students at the center of our work and noted that it is imperative for school leaders, educators, parents, and policymakers to work together.

The preview concluded with a legislative panel discussion that featured Rep. Patricia Mueller (R-Austin), Rep. Sydney Jordan (DFL-Minneapolis), Sen. Steve Cwodzinski (DFL-Eden Prairie) and Sen. Jim Abeler (R-Anoka) — all leaders on the House and Senate Education Policy Committees. The legislators each outlined some of their education priorities for the 2026 session and reflected on AMSD's priorities.



Commissioner Willie Jett

- [2026 AMSD Legislative Platform](#)
- [Presentation: AMSD Legislative Preview](#)
- [AMSD Education Facts 2026](#)
- [LINK: View a recording of the Preview](#)

Continued on page 5

AMSD Members Share Legislative Priorities — Session Convenes Feb. 17

Continued from page 4



Intermediate District 287

RESPONSIVE. INNOVATIVE. SOLUTIONS.

Board Calendar (Second & Fourth Thursday of the Month)

Start Time: 6:30 PM

January 2026 – December 2026	
January 22, 2026	
February 12, 2026	February 26, 2026
March 12, 2026	March 26, 2026 Conflict with Spring Break
April 9, 2026	April 23, 2026
May 14, 2026	May 28, 2026
June 11, 2026	June 25, 2026
No July Meeting	
August 27, 2026	
September 10, 2026	September 24, 2026
October 8, 2026	October 22, 2026
November 12, 2026	
December 10, 2026	

Intermediate District 287

RESPONSIVE. INNOVATIVE. SOLUTIONS.

Board Calendar (Second & Fourth Thursday of the Month)

Start Time: 6:30 PM

TENTATIVE

January 2027 – December 2027	
January 28, 2027	
February 11, 2027	February 25, 2027
March 11, 2027	
April 8, 2027	April 22, 2027
May 13, 2027	May 27, 2027
June 10, 2027	June 24, 2027
No July Meeting	
August 26, 2027	
September 9, 2027	September 23, 2025
October 14, 2027	October 28, 2027
November 11, 2027	
December 9, 2027	

INTERMEDIATE DISTRICT 287
February 26, 2026
SCHOOL BOARD CALENDAR

February 2026

26	Thursday	General Meeting of the Board	6:30 PM	DSC
----	----------	------------------------------	---------	-----

March 2026

12	Thursday	General Meeting of the Board	6:30 PM	DSC
----	----------	------------------------------	---------	-----

April 2026

09	Thursday	General Meeting of the Board	6:30 PM	DSC
----	----------	------------------------------	---------	-----

23	Thursday	General Meeting of the Board	6:30 PM	DSC
----	----------	------------------------------	---------	-----

May 2026

14	Thursday	District-wide Retirement Celebration	5:00 PM	DSC
----	----------	---	---------	-----

14	Thursday	General Meeting of the Board	6:30 PM	DSC
----	----------	------------------------------	---------	-----

28	Thursday	School Board Retreat	4:30 PM	DSC
----	----------	-----------------------------	---------	-----

28	Thursday	General Meeting of the Board	6:30 PM	DSC
----	----------	------------------------------	---------	-----

June 2026

11	Thursday	General Meeting of the Board	6:30 PM	DSC
----	----------	------------------------------	---------	-----

25	Thursday	General Meeting of the Board	6:30 PM	DSC
----	----------	------------------------------	---------	-----

- ◆ General Board Meeting – Date Change
- ◆ New Event
- ◆ Event Date Change

Intermediate District 287

RESPONSIVE. INNOVATIVE. SOLUTIONS.

Get on the Bus & Local 2209 Meeting Schedule

2025-2026

Get on the Bus

~~Tuesday, October 28th~~

~~West Education Center~~

~~Bus leaves 287 DSC @ 8:30 AM~~

Richard Zeck	Anne Casey
Brian Roath	Kim Ross
_____	_____
_____	_____

~~Tuesday, December 2nd~~

~~Ann Bremer Education Center~~

~~Bus leaves 287 DSC @ 8:30 AM~~

Richard Zeck	Kim Ross
Anne Casey	_____
_____	_____
_____	_____

Tuesday, March 3rd

Care & Treatment

Bus leaves 287 DSC @ 8:30 AM

Richard Zeck	Michael Birdman
Dr. Leslie Locke	_____
_____	_____
_____	_____

Tuesday, April 14th

Itinerant – Community of Practice

Bus leaves 287 DSC @ 8:30 AM

Richard Zeck	Michael Birdman
Dr. Leslie Locke	_____
_____	_____
_____	_____

Local 2209/Board Meeting

1:00 PM

(Lunch will be provided)

~~Tuesday, October 21st~~

~~District Service Center~~

~~(3rd Floor – Room 316)~~

~~Richard Zeck~~

~~Keith Tate~~

~~Anne Casey~~

~~Tuesday, December 9th~~

~~District Service Center~~

~~(3rd Floor – Room 316)~~

~~Richard Zeck~~

~~Anne Casey~~

~~Brian Roath~~

Tuesday, March 10th

District Service Center

(3rd Floor – Room 316)

Richard Zeck

Tuesday, April 21st

District Service Center

(3rd Floor – Room 316)

Richard Zeck

Michael Birdman



Get on the Bus

Please feel free to invite the Board Members, Superintendent, and District Administrators from your district to attend.

Tuesday, March 3, 2026

8:30 am - 11:30 am

The bus departs 287 at 8:30 am.

Meeting Point

Intermediate District 287
1820 Xenium Lane North
Plymouth, 55441

RSVP

Wauneen Mgeni
wbdmgeni@district287.org
763-550-7101

We'll Visit:

Care & Treatment Site - Youable
1001 Highway 7, Hopkins, 55305

We will:

- Provide an overview of our Care & Treatment Programs
- Learn about ISD 287's partnership with Youable
- Hear from the student advisory team about their work and their experience at Youable



**Intermediate
District 287**

RESPONSIVE. INNOVATIVE. SOLUTIONS.