

Finance Committee Meeting

Monday, May 18, 2026 7:30 AM

Faribault Public Schools District Office, 710 17th Street SW, Faribault, MN 55021

I. Business Items

I.A. Finance Committee Minutes from April 13, 2026

II. Contracts, Agreements, Bids and Grants for Review

II.A. Approval of the FHS FY27 Extended Field Trip **Presenter:** Ben Beaupre

II.B. Approval of the Third Party Billing Contract for FY27 **Presenter:** Rob Dehnert

II.C. Approval of the Multi-Function Printer (MFP) Request for Proposal

II.D. Approval of the Voice Over Internet Protocol Request for Proposal

II.E. Approval of the Food Service Management Contract Request for Proposal

III. Financial Performance

III.A. Monthly Student Count - April

III.B. Monthly Investment Report - April

III.C. Monthly Comparative Financial Report - April

III.D. Monthly Analytical Report - April

IV. Financial Strategies

IV.A. Approval of the FY26 Final Budget

V. **Next Meeting - June 8, 2026 at 7:30 am**

VI. **Adjourn - ACTION**

FINANCE COMMITTEE MINUTES

This meeting was held remotely via Google Meet
April 13, 2026 at 7:31 a.m.

Members in Attendance: John Bellingham, Ashley Benhart, Lynda Boudreau, Rob Dehnert, Dick Dotterweich, Jason Engbrecht, Stacy Fox, Meghan Knutson, Brett Martindale, Barbie Roessler, and Chad Wolff

Others in Attendance:

Members Absent: Jamie Bente

This meeting was called to order at 7:31 a.m.

- I. Business Items
 - a. Approval of the agenda: Motion to approve by Ms Boudreau and seconded by Mr Wolff. Motion carried.
 - b. Approval of the previous meeting minutes: Motion to approve by Ms Fox and seconded by Ms Boudreau. Motion carried

- II. Contracts, Agreements, Bids and Grants for Review.
 - a. Approval of the ALC Purchase & Sales Agreement: Excel Energy called and showed interest in purchasing the ALC building. Our realtor, Weichert Realty, received a purchase agreement of \$1,050,000 with \$100,000 in earnest money. The agreement has a closing date of Jun 30, 2026 which allows us to finish up the FY26 school year in that building and then to move the ALC into McKinley. Mr Wolff wondered what our asking price was to which Ms Roessler stated our asking price was \$1.2 million. There were no other offers or showings. Motion to approve by Ms Boudreau and seconded by Mr Bellingham. Motion carried.
 - b. Approval of the Auditor Recommendation: Ms Roessler stated that we have been with BerganKDV for 4 to 5 years now and she felt now would be a good time to go out for an RFP to see what we might be able to procure in terms of a new auditing firm. Three auditing firms submitted proposals: BerganKDV, Eide Bailly, and CliftonLarsonAllen. Ms Roessler and Mr Martindale reviewed the RFPs and determined that CliftonLarsonAllen would be the better firm based on a rubric system which looked at technical qualifications, staff expertise, audit approach, cost, and references. CLA had the lowest cost per hour and also had free sessions that our business office staff can utilize in case of questions to how something should be done. Mr Wolff asked if we'd be projecting a decrease to auditing expenses if we choose CLA. Ms Roessler stated that yes, we would see a decrease. Ms Boudreau then asked if it would be significant? Ms Rossler replied that it would be a decrease of about \$10,000. Motion to approve by Mr Bellingham and seconded by Ms Boudreau. Motion carried.

III. Financial Performance

- a. March Student Counts: Ms Roessler was hoping that our student count would rebound somewhat from February to March. That, however, was not the case. Between February and March, we lost an additional 6 students bringing our total to 25 down as compared to what we have budgeted. Data has been provided to legislators regarding 15 day drop procedures during this time period and there are hopes that we'll be able to add some of those back into our student counts. As of the end of March, however, we need to be conservative and keep counts as they are. Mr Wolff questioned that if the legislature agrees to the adjustment, would this help our numbers. Ms Roessler stated that, yes, we'd likely see an uptick in student enrollment.
 - b. March Investment Financial Report: Not much change from February to March. Our investments continue to do well and we're in a good position.
 - c. March Comparative Financial Report: HVAC is up compared to last year with a year-to-date balance of \$346,000. We'll be receiving a credit, however, of about \$100,000 though because there was an errant meter reading at Roosevelt a couple months back that is just now getting straightened out. Water is on par with last year. Electricity is showing a negative expense for March. We received some credits that were able to offset expenses, however, we still haven't received all the March electricity bills. This will be included in April's report. We've had quite a bit of snow and we're close to the budgeted amount for snow removal this year. We're hoping to be all done with snow now for the year. Self-insurance saw revenue greater than expenses for March. Year-to-date we're reporting a positive position of \$360k in revenue over expenses and we're hoping to keep that or increase it moving forward. Next year, we're looking at an 8% increase in premiums.
 - d. March Analytics: Ms Roessler stated that our YTD percentages are right where she would expect them to be at this point in the year for all funds with the exception of revenue in the OPEB Irrevocable Trust. In this fund we've received more revenue than we were expecting, which is a good thing. Debt redemption expenses are at one hundred percent because we've already made our single principal payment and two interest payments for the year. Our multi-year report, which is strictly looking at the general fund, compares object series codes over three years. We're right on track with prior years in all the expenditure categories with the exception of capital expenditures. This is good and will help with the renovation costs of McKinley which will be used starting in FY27 for ALC students.
- IV. Financial Strategies: Ms Roessler wanted to let everyone know that we'll be presenting our other RFPs for food service vendors, copier/printer vendors, and phone systems in May. Ms Boudreau asked what we were hoping for in terms of a food service vendor. Ms Roessler replied that we're looking for a vendor that will be cost effective, will recognize what our community needs, and will provide quality meals that our kids want to eat. Ms Boudreau also asked if any of the vendors would be including any of the local pork farmers. Ms Roessler stated that she did not take that into consideration but could

provide that information to the vendors when they come to tour the kitchens and the facilities in the upcoming few weeks. Ms Roessler also stated, however, that at this time, pork is not currently served to our students and that food service is sort of unique in that any contract with a vendor must first be approved by the USDA and the Minnesota Department of Education. Also in May, we'll bring the final revision of the FY26 budget to the Finance Committee for approval.

V. Next Meeting: May 11, 2026, at 7:30 am.

VI. Adjournment at 8:01 am: Motion to adjourn by Ms Fox and seconded by Ms Benhart.
Motion carried.

Respectfully submitted by Brett Martindale

Faribault Public Schools
Extended Trip Form

School FHS Group Making Request Music Dept.

Principal Nate Molitor Person in Charge Ben Beaupre

Check One:

Instructional Trip (Trips that take place during the school day, relate directly to a course of study, and require student participation shall fall in this category. Fees may not be assessed against students to defray direct costs of instructional trips.)

Supplementary Trips (This category pertains to those trips in which students voluntarily participate and which may or may not take place outside the regular school day. Financial contributions by students may be requested.)

1. Destination: New York City

2. Dates of Trip: 3/5 - 9/2027 Number of School Days Missed: 0

3. Number of Students: ≈ 35

4. Grade Levels Included: 9-12

5. Suggested Supervision (one adult for 1-6 students; 2 adults for 7-12 students; and one adult for every 12 students thereafter.)

a. Staff Accompanying: Ben Beaupre, Erin Oberle,
Michael Sloane

b. Other Adults Accompanying: Parent chaperones TBD

6. Prior to the trip, parents will be informed of the following:

- | | | |
|--|---|-----------------------------|
| a. Nature of the trip | Yes <input checked="" type="checkbox"/> | No <input type="checkbox"/> |
| b. Names of the adult sponsors | Yes <input checked="" type="checkbox"/> | No <input type="checkbox"/> |
| c. Emergency telephone number | Yes <input checked="" type="checkbox"/> | No <input type="checkbox"/> |
| d. Mode of transportation | Yes <input checked="" type="checkbox"/> | No <input type="checkbox"/> |
| e. Transportation waiver, if appropriate | Yes <input checked="" type="checkbox"/> | No <input type="checkbox"/> |
| f. Student Medical Insurance Coverage | Yes <input checked="" type="checkbox"/> | No <input type="checkbox"/> |
| g. Group Tour Insurance- coverage and cost | Yes <input checked="" type="checkbox"/> | No <input type="checkbox"/> |
| h. Procedure for sending a student home in case of emergency (medical, etc.) | Yes <input checked="" type="checkbox"/> | No <input type="checkbox"/> |
| i. Amount of spending money a child may need | Yes <input checked="" type="checkbox"/> | No <input type="checkbox"/> |
| j. Itinerary | Yes <input checked="" type="checkbox"/> | No <input type="checkbox"/> |

7. Describe the nature and objectives of the trip:

To experience & learn about the world through travel,
including notable experiences at iconic music venues:
Broadway show, Broadway workshop, Radio City Music Hall,
Ellen's Stardust Dinner.

8. Transportation Information: How will student be transported:

- a. Bus Name of Company Faribault Transp. & third party in NYC
- b. Plane Name of Airline TBD ≈ 6 months out based on affordability & scheduling
- c. School District van/s -
- d. Private vehicle driven by responsible adult -
- e. Other -
- f. School District not responsible for transportation -

9. Cost Factors:

- a. Trip funded by:
 - 1. School Account \$ raised in fundraisers
 - 2. Individual remainder
- b. Cost per person \$2,400
- c. What provision has been made for students where money is a problem?
Fundraising opportunities each year (students can accumulate over time), Boosters scholarships
- d. For trips costing in excess of \$500 per person, what efforts have been made to acquire the most cost effective price?
We "shopped" four companies, considered multiple housing options, and hand pick activities

10. Insurance Issues

- a. Will students need additional medical insurance coverage? No
- b. Is group tour insurance being purchased? If so, what is the coverage and cost? Yes, professional liability insurance included in tour cost



11. What is the procedure for sending a student home in case of emergency (medical, disciplinary, etc.)

Arrangements through tour company, cost paid for by student's family

12. Faculty members may not receive any salary remuneration relating to field trips from outside agencies nor arrange trips for financial gain. Is a portion of the funds provided by students paying for or reducing chaperone costs? Yes No

for faculty only; parent chaperones pay full tour cost

Sponsor Signature  Date 4/21/26

Principal Signature   Date 4/21/26

Superintendent Signature _____ Date _____



Faribault High School Band, Choir & Orchestra
Erin Oberle, Band Director
Ben Beaupre, Choir Director
Michael Sloane, Orchestra Director
Performance Tour of New York City
March 5 – 9, 2027

Inclusions

April 17, 2026

Transportation

- Round-trip airfare between Minneapolis and New York City
- Deluxe motorcoach transportation or OMNY metro card for activities and performances in New York City
- Motorcoach drivers' hotel accommodations and gratuities

Accommodations & Meals

- Accommodations in a three-star hotel in the greater New York City or downtown area – see pricing
- Breakfasts – 4
- Dinners – 4
 - Ellen's Stardust or similar
 - Puglia's in Little Italy or similar
 - Dallas Barbeque or similar
 - Dinner Cruise with DJ dance

Performances

- Broadway Vocal Experience (choir)
- Broadway Up Front (band & orchestra)

Sightseeing & Activities

- The High Line
- Shops at Hudson Yards
- Chelsea Market
- Little Island
- 9/11 Memorial
- 9/11 Museum
- Brookfield Place
- One World Observatory
- Brooklyn Bridge
- Broadway show (based on a \$150.00 ticket value)
- Times Square
- Central Park
- American Museum of Natural History
- Rockefeller Plaza
- Radio City Music Hall tour
- Dinner cruise with DJ and dancing
- Statue of Liberty/Ellis Island
- Free time for shopping



Additional Inclusions

- Services of a Gateway Tour Manager throughout your tour upon arrival in New York City
- Three free trips including airfare, based on single occupancy rate
- All taxes and gratuities on inclusive services with the exception of your Gateway Tour Manager
- Professional Liability Insurance carried by Gateway Music Festivals & Tours, Inc.
- Luggage tag for each checked bag
- “My Gateway” online passenger registration program
- “My Gateway” individual payment processing (optional)

Non-Inclusions

- Individual Travel Insurance **
- Transportation to and from your local airport
- Portorage of luggage at hotels or airline skycaps
- Airline baggage fees (checked luggage, instruments, or overages)
- Storage facilities at your hotel
- Instrument or equipment rental
- Gratuities to the Gateway Tour Manager
- Increases in air taxes and/or fuel surcharges

Price – New Jersey Hotel

Price based on 40 passengers traveling (37 paying, 3 free based on single occupancy)

Price per person

	Four per room	Three per room	Two per room	One per room
Land Price	\$1,735.00	\$1,814.00	\$1,972.00	\$2,445.00
Airfare	\$675.00	\$675.00	\$675.00	\$675.00
Total Tour Price	\$2,410.00	\$2,489.00	\$2,647.00	\$3,120.00

Price – New York City Hotel

Price based on 40 passengers traveling (37 paying, 3 free based on single occupancy)

Price per person

	Four per room	Three per room	Two per room	One per room
Land Price	\$1,753.00	\$1,880.00	\$2,134.00	\$2,895.00
Airfare	\$675.00	\$675.00	\$675.00	\$675.00
Total Tour Price	\$2,428.00	\$2,555.00	\$2,809.00	\$3,570.00

The price is subject to the guidelines in the “Terms and Conditions.” The land prices are based on vendor rates available on 4/17/26 and are subject to increases imposed by vendors. The prices and events in this proposal can only be confirmed upon receipt of a tour application and booking of activities. The price is subject to change according to the number of passengers.

This estimated airfare is based on a rate available on 4/17/26 and includes estimated air taxes and fuel surcharges. Air taxes and fuel surcharges are subject to change until tickets are issued, approximately 60 days prior to departure.

Please Note: Your initial invoices will show an estimated distribution of passengers at the quad, triple, double and single room rates, resulting in an estimated total balance. When we receive your final rooming list, we will adjust your invoice to reflect your actual distribution and actual final balance. Your final balance must be paid in full 45 days prior to departure.



*** Passengers who wish to insure their individual tour package may purchase through Gateway or a vendor of their choice. Gateway must receive the passenger's premium payment at or before the insurance payment due date, and prior to making their final payment. Gateway strongly recommends a plan with the Cancel for Any Reason benefit. For questions regarding coverage call Trip Mate at 1-800-888-7292 and refer to Plan F455F or F465F (Plan with Cancel for Any Reason). You may also visit their website at www.tripmate.com/wpF455F or www.tripmate.com/wpF465F.*

New York Optional Activities

9/11 Memorial

Visit the site of the September 11, 2001 terrorist attacks on the United States. The names of the nearly 3,000 victims of the September 11, 2001 and February 26, 1993 terrorist attacks are inscribed on bronze panels lining the two pools. Waterfalls cascade down all four sides of each pool, creating a special place for remembrance and reflection. The surrounding plaza is filled with oak trees and a callery pear known as the Survivor Tree, which was nursed back to health after surviving the 9/11 attacks.

9/11 Museum

The Memorial Museum, located at the World Trade Center site, is to bear solemn witness to the terrorist attacks of September 11, 2001 and February 26, 1993. The Museum honors the nearly 3,000 victims of these attacks and all those who risked their lives to save others.

The FDNY Memorial Wall

A fifty-six-foot-long bronze wall of cast bas-relief bronze honors those firefighters who gave their lives in service to the public on September 11, 2001. It contains the names of every active member of the department who perished in the collapse of the Towers. It is comprised of fourteen individual bronze panels brazed together into an artwork weighing over three tons; the monument tribute is set into the west wall of Engine Company 10 – Ladder Company 10 on the corner of Greenwich and Liberty Streets. “Ten House” was damaged in the collapse of the Twin Towers, sitting directly south of the former World Trade Center Plaza.

Broadway Theater

Aida, Beauty & The Beast, Chicago, Grease, 42nd Street, Phantom of the Opera, and many more. You must catch a show on Broadway while you are in the Big Apple!

Carnegie Hall

This world-famous concert hall began construction in 1890. Learn about the story of Andrew and Louise Carnegie, hear how the Hall was saved from demolition in 1960, and experience a century-long performance tradition that has showcased the world's finest artists – from Tchaikovsky to Mahler, Horowitz to Callas to Bernstein, even Judy Garland and the Beatles.

Central Park

Over 840 acres of landscaped and recreational areas stretching from 59th to 110th streets include a zoo, theater, sports facilities, lakes, food, and entertainment.

Chinatown

New York City's Chinatown it is the largest Chinatown in the United States. It is the center of politics, economics, and culture of the Chinese communities in New York City. It is famous for its restaurants, jewelry shops, food markets, temples, and crowded streets, including Canal, Mott, Pell and Doyers whose busy sidewalks are crowded by vendors.

Empire State Building

The Empire State Building offers many activities and events for families and children. The first and foremost activity is a visit the observatories located on the 86th and 102nd floor known as the “Eighth Wonder of the World.”

Greenwich Village and Washington Square Park

Enjoy some free time in a neighborhood known for its craft shops, restaurants, galleries, coffee shops and Off-Broadway theaters. Located in the heart of the village is Washington Square Park, one of New York City's best-known parks and a meeting place and center for cultural activity.

Intrepid Sea, Air and Space Museum

The Intrepid, located at the newly re-built Pier 86. Tour the Aircraft carrier itself, along with the Sea, Air and Space Museum. Walk the deck of aircraft carrier Intrepid, tour submarine and destroyer. Experience an F-18 mission.



Lincoln Center for the Performing Arts

Exciting daily tours include the Metropolitan Opera House, Avery Fisher Hall, and the NY State Theater. Tours originate on the Concourse level, downstairs from the Metropolitan Opera.

Little Italy

A lively neighborhood featuring restaurants, cafés, and specialty stores.

Madison Square Garden

This complex is host to exciting events in New York City. See the famed arena, the theater, Knicks & Rangers locker rooms and more. There are behind-the-scenes tours available.

NBC Studio Tour

TV studio and guided tours available see where the *Today* Show and *Saturday Night Live* are filmed.

New York Public Library

Great architecture, excellent people watching spot!

One World Observatory

Ascend to the 100th floor of the One World Tower with panoramic views in every direction. Discover Manhattan, Brooklyn, New Jersey, and the surrounding waters from an entirely new perspective.

Radio City Music Hall

During this one-hour guided tour guests will have a chance to see the Great Stage, one of the largest indoor performance stages in the world; the stage's hydraulic system, still in operation since the '30s; the renowned private suite, with 12-foot high gold leaf ceilings and onetime home to Samuel "Roxy" Rothafel. And as an exciting climax to the Stage Door Tour, guests will meet one of the world-famous Radio City Rockettes!

Rockefeller Center

Rockefeller Center is an art deco marvel consisting of 19 commercial buildings covering 11 acres in midtown Manhattan from 49th to 52nd Streets, Fifth to Seventh Avenues. This area was named after the multi-millionaire, John D. Rockefeller, who leased the space from Columbia University in 1928.

SoHo – South of Houston Street

This area is an architectural gem of cast-iron buildings converted to house art galleries, restaurants, and shops.

Solomon R. Guggenheim Museum

Frank Lloyd Wright's masterpiece of modern architecture. It boasts a collection of impressionists, modern, and contemporary masterpieces.

St. Patrick's Cathedral

A Roman Catholic Church built in 1858; this is one of America's finest Gothic-style structures.

Statue of Liberty & Ellis Island

America's favorite symbol of freedom and the entry point for thousands of emigrants over the past centuries. Ferry departs daily from Battery Park and Liberty Park.

Tribeca – TRIangle BElow CANal Street

New York City's hottest neighborhood. This is home to some of the most exciting restaurants and nightspots in the city. Walk to the Financial District, City Hall, or tour Wall Street.

United Nations Building

Multilingual guided tours featuring General Assembly Hall, council chambers, and works of art from member nations.



Faribault High School Band, Choir & Orchestra

Performance Tour of New York City

March 5 – 9, 2027

Proposed Itinerary

Day One – Friday, March 5, 2027

Depart Meet at Faribault High School to travel to the Minneapolis Airport. (Transportation to and from airport is not included.) It is recommended that groups arrive at least three hours prior to departure.

Starting Feb. 1, 2026, travelers 18 years of age or older flying without a REAL ID will have to pay an extra \$45 for Transportation Security Administration (TSA) and Department of Homeland Security technology and administrative costs of confirming the identities of travelers. Once the traveler's identity is verified, the fees will cover access through TSA checkpoints for up to 10 days. Visit <https://www.dhs.gov/real-id> to learn more.

Arrival Welcome to New York City! Upon arrival, head to the baggage claim where your Gateway Tour Manager and motorcoach will meet you.

The High Line The High Line is a public park built on a historic freight rail line elevated above the streets on Manhattan's West Side. Walk along The High Line, ending at the Hudson Yards.

Shops at Hudson Yards Enjoy free time exploring the Shops at Hudson Yards, with more than 100 diverse shops and culinary experiences.

Chelsea Market Shop and eat like the locals do! Chelsea Market is a neighborhood market with a global perspective. This lively marketplace is an enclosed urban food court and shopping mall, a block long and a block wide and just a short walk from the Hudson River.

Little Island Float above the Hudson River at New York's newest urban oasis, Little Island. Built atop 132 tulip-shaped platforms, the man-made island offers rolling green hills, tree-lined paths, and one-of-a-kind views of the Manhattan skyline.

Hotel Your Gateway Tour Manager will assist with hotel check-in.

Dinner Ellen's Stardust or similar



Day Two – Saturday, March 6, 2027

Breakfast	Included
9/11 Memorial	Visit the site of the September 11, 2001 terrorist attacks on the United States. The names of the nearly 3,000 victims of the September 11, 2001 and February 26, 1993 terrorist attacks are inscribed on bronze panels lining the two pools. Waterfalls cascade down all four sides of each pool, creating a special place for remembrance and reflection. The surrounding plaza is filled with oak trees and a Callery pear known as the Survivor Tree, which was nursed back to health after surviving the 9/11 attacks.
9/11 Museum	The Memorial Museum, located at the World Trade Center site, bears solemn witness to the terrorist attacks of September 11, 2001 and February 26, 1993. The museum honors the victims of these attacks and all who risked their lives to save others.
Brookfield Place	NYC's best destination for shopping, dining, cultural events and art exhibits in downtown Manhattan. It is located in the Battery Park City neighborhood and overlooks the Hudson River.
One World Observatory	Board one of five dedicated elevators and ascend to the 102nd floor of the observatory in under 60 seconds, with 360-degree views in all directions, taking in the iconic sights, surrounding waters and panoramic views of the city and beyond. The Main Observatory also features the Sky Portal, where you will step onto a 14-foot-wide circular disc with an unforgettable view, using real-time, high-definition footage of the streets below.
Brooklyn Bridge	Walk on the Brooklyn Bridge. The bridge is one of the oldest suspension bridges in the United States. Completed in 1883, it connects the boroughs of Manhattan and Brooklyn by spanning the East River.
Shopping or Exploring	Enjoy free time to shop around Chinatown and Little Italy.
Dinner	Puglia's in Little Italy or similar
Broadway Show	Attend a Broadway show. From musicals and comedies to dramas and mysteries, Broadway has a show for everyone and no tour to New York City would be complete without it (based on a \$150.00 ticket value).



Day Three – Sunday, March 7, 2027

Breakfast Included

♪ Broadway Vocal Experience

The Faribault Choir will work on a piece of prepared music with a musical director, learning techniques of vocal dynamics and acting through song, and finally, sing it with a working Broadway performer, followed by a question-and-answer session (90-minutes).

♪ Broadway Up Front The Faribault Band and Orchestra will step into the world of Broadway with a Q&A panel. In this open forum, students will witness acclaimed Broadway performers and industry professionals share personal journeys, showbiz anecdotes, and deliver unforgettable performances (60-minutes).

Times Square Experience the vibrant energy of New York City in its most electrifying form, right in the heart of Times Square! Picture this: towering billboards flashing with colors, larger than life advertisements capturing your gaze, and an endless array of shops tempting you with treasures. And if that's not enough, just around the corner lies the renowned Broadway theater district, where the magic of live performance awaits to transport you to another world.

Central Park Take a walk to Central Park and see many of the popular sights on your own, such as Strawberry Fields, the statue of the famous sled dog Balto, the many bridges, and scenic ponds, or take a horse carriage tour through the park (carriage fee not included).

Dinner Dallas Barbeque or similar

Day Four – Monday, March 8, 2027

Breakfast Included

American Museum of Natural History

At this New York City museum – explore the natural world and the known universe. See the real exhibits behind the characters featured in the *Night at the Museum* movie like the T. rex and Capuchin Monkey! Don't miss the iconic blue whale model or the iron meteorite weighing in at 15.5 tons as you explore the museum.

Rockefeller Plaza

Enjoy free time this afternoon around Rockefeller Plaza. Take a leisurely stroll through the iconic Rockefeller Center, where the magic of famous shows like The Tonight Show with the hilarious Jimmy Fallon and the exciting Today Show comes to life! Dive into some shopping. Whether it's fashion or souvenirs the Plaza has it all!

Radio City Music Hall

During this one-hour guided tour guests will have a chance to see the Great Stage, one of the largest indoor performance stages in the world; the stage's hydraulic system, still in operation since the '30s and the renowned private suite, with 12-foot high gold leaf ceilings and onetime home to Samuel "Roxy" Rothafel. And as an exciting climax to the Stage Door Tour, guests will meet one of the world-famous Radio City Rockettes!

Dinner Cruise

Board Spirit Cruises for a dinner cruise along the Hudson River with spectacular views of the New York City skyline complete with a DJ and dancing.

Day Five – Tuesday, March 9, 2027

Breakfast Included

Check Out Your Gateway Tour Manager will assist with check out logistics.

Statue of Liberty/ Ellis Island

Board the ferry to Liberty Island and Ellis Island. The Statue of Liberty was a gift from France, dedicated on October 28, 1886, was designated as a National Monument in 1924 and restored for her centennial on July 4, 1986. The self-guided audio tour is included for both Liberty Island and Ellis Island. (*Pedestal passes to the statue are not included.*)

Depart Travel to the airport for return flight.

This is a sample itinerary and is subject to change. Performance venues may be subject to availability and/or acceptance.



Faribault High School Band, Choir & Orchestra

Performance Tour of New York City

March 5 – 9, 2027

Proposed Itinerary

Day One – Friday, March 5, 2027

Depart Meet at Faribault High School to travel to the Minneapolis Airport. (Transportation to and from airport is not included.) It is recommended that groups arrive at least three hours prior to departure.

Starting Feb. 1, 2026, travelers 18 years of age or older flying without a REAL ID will have to pay an extra \$45 for Transportation Security Administration (TSA) and Department of Homeland Security technology and administrative costs of confirming the identities of travelers. Once the traveler's identity is verified, the fees will cover access through TSA checkpoints for up to 10 days. Visit <https://www.dhs.gov/real-id> to learn more.

Arrival Welcome to New York City! Upon arrival, head to the baggage claim where your Gateway Tour Manager and motorcoach will meet you.

**** Motorcoach transportation is included today upon arrival and ending at the hotel.**

The High Line The High Line is a public park built on a historic freight rail line elevated above the streets on Manhattan's West Side. Walk along The High Line, ending at the Hudson Yards.

Shops at Hudson Yards Enjoy free time exploring the Shops at Hudson Yards, with more than 100 diverse shops and culinary experiences.

Chelsea Market Shop and eat like the locals do! Chelsea Market is a neighborhood market with a global perspective. This lively marketplace is an enclosed urban food court and shopping mall, a block long and a block wide and just a short walk from the Hudson River.

Little Island Float above the Hudson River at New York's newest urban oasis, Little Island. Built atop 132 tulip-shaped platforms, the man-made island offers rolling green hills, tree-lined paths, and one-of-a-kind views of the Manhattan skyline.

Hotel Your Gateway Tour Manager will assist with hotel check-in.

Dinner Ellen's Stardust or similar



Day Two – Saturday, March 6, 2027

Breakfast Included

**** Travel as the locals do! A Pay-Per-Ride OMNY MetroCard is included today. Wear comfortable shoes today, as there will be a lot of walking.**

- 9/11 Memorial** Visit the site of the September 11, 2001 terrorist attacks on the United States. The names of the nearly 3,000 victims of the September 11, 2001 and February 26, 1993 terrorist attacks are inscribed on bronze panels lining the two pools. Waterfalls cascade down all four sides of each pool, creating a special place for remembrance and reflection. The surrounding plaza is filled with oak trees and a Callery pear known as the Survivor Tree, which was nursed back to health after surviving the 9/11 attacks.
- 9/11 Museum** The Memorial Museum, located at the World Trade Center site, bears solemn witness to the terrorist attacks of September 11, 2001 and February 26, 1993. The museum honors the victims of these attacks and all who risked their lives to save others.
- Brookfield Place** NYC's best destination for shopping, dining, cultural events and art exhibits in downtown Manhattan. It is located in the Battery Park City neighborhood and overlooks the Hudson River.
- One World Observatory** Board one of five dedicated elevators and ascend to the 102nd floor of the observatory in under 60 seconds, with 360-degree views in all directions, taking in the iconic sights, surrounding waters and panoramic views of the city and beyond. The Main Observatory also features the Sky Portal, where you will step onto a 14-foot-wide circular disc with an unforgettable view, using real-time, high-definition footage of the streets below.
- Brooklyn Bridge** Walk on the Brooklyn Bridge. The bridge is one of the oldest suspension bridges in the United States. Completed in 1883, it connects the boroughs of Manhattan and Brooklyn by spanning the East River.
- Shopping or Exploring** Enjoy free time to shop around Chinatown and Little Italy.
- Dinner** Puglia's in Little Italy or similar
- Broadway Show** Attend a Broadway show. From musicals and comedies to dramas and mysteries, Broadway has a show for everyone and no tour to New York City would be complete without it (based on a \$150.00 ticket value).



Day Three – Sunday, March 7, 2027

Breakfast Included

**** Travel as the locals do! A Pay-Per-Ride OMNY MetroCard is included today. Wear comfortable shoes today, as there will be a lot of walking.**

♪ Broadway Vocal Experience

The Faribault Choir will work on a piece of prepared music with a musical director, learning techniques of vocal dynamics and acting through song, and finally, sing it with a working Broadway performer, followed by a question-and-answer session (90-minutes).

♪ Broadway Up Front The Faribault Band and Orchestra will step into the world of Broadway with a Q&A panel. In this open forum, students will witness acclaimed Broadway performers and industry professionals share personal journeys, showbiz anecdotes, and deliver unforgettable performances (60-minutes).

Times Square Experience the vibrant energy of New York City in its most electrifying form, right in the heart of Times Square! Picture this: towering billboards flashing with colors, larger than life advertisements capturing your gaze, and an endless array of shops tempting you with treasures. And if that's not enough, just around the corner lies the renowned Broadway theater district, where the magic of live performance awaits to transport you to another world.

Central Park Take a walk to Central Park and see many of the popular sights on your own, such as Strawberry Fields, the statue of the famous sled dog Balto, the many bridges, and scenic ponds, or take a horse carriage tour through the park (carriage fee not included).

Dinner Dallas Barbeque or similar



Day Four – Monday, March 8, 2027

Breakfast Included

**** Travel as the locals do! A Pay-Per-Ride OMNY MetroCard is included today. Wear comfortable shoes today, as there will be a lot of walking.**

American Museum of Natural History

At this New York City museum – explore the natural world and the known universe. See the real exhibits behind the characters featured in the *Night at the Museum* movie like the T. rex and Capuchin Monkey! Don't miss the iconic blue whale model or the iron meteorite weighing in at 15.5 tons as you explore the museum.

Rockefeller Plaza

Enjoy free time this afternoon around Rockefeller Plaza. Take a leisurely stroll through the iconic Rockefeller Center, where the magic of famous shows like The Tonight Show with the hilarious Jimmy Fallon and the exciting Today Show comes to life! Dive into some shopping. Whether it's fashion or souvenirs the Plaza has it all!

Radio City Music Hall

During this one-hour guided tour guests will have a chance to see the Great Stage, one of the largest indoor performance stages in the world; the stage's hydraulic system, still in operation since the '30s and the renowned private suite, with 12-foot high gold leaf ceilings and onetime home to Samuel "Roxy" Rothafel. And as an exciting climax to the Stage Door Tour, guests will meet one of the world-famous Radio City Rockettes!

**** Motorcoach transportation is included to and from the hotel and cruise port.**

Dinner Cruise

Board Spirit Cruises for a dinner cruise along the Hudson River with spectacular views of the New York City skyline complete with a DJ and dancing.



Day Five – Tuesday, March 9, 2027

Breakfast Included

Check Out Your Gateway Tour Manager will assist with check out logistics.

**** Travel as the locals do! A Pay-Per-Ride OMNY MetroCard is included today. Wear comfortable shoes today, as there will be a lot of walking.**

**Statue of Liberty/
Ellis Island**

Board the ferry to Liberty Island and Ellis Island. The Statue of Liberty was a gift from France, dedicated on October 28, 1886, was designated as a National Monument in 1924 and restored for her centennial on July 4, 1986. The self-guided audio tour is included for both Liberty Island and Ellis Island. *(Pedestal passes to the statue are not included.)*

**** Motorcoach transportation is included from the hotel to the airport.**

Depart Travel to the airport for return flight.

This is a sample itinerary and is subject to change. Performance venues may be subject to availability and/or acceptance.



710 17th St. SW, Faribault, MN 55021
Office: 507-333-6000 | Fax: 507-333-6050

Robert Dehnert
Director of Special Services
Faribault Public Schools
RDehnert@Faribault.k12.mn.us
507-333-6002

April 22, 2026

TO: Finance Committee

RE: Contract for Third Party / MA Billing Contractor

Please consider approving the consultation contract for a Third-Party Billing Consultant services for SFY 2026-2027. This contractor's contract rate will be \$22,000 a year. Faribault Public Schools will be contracting these services from Third-Party Integrity. The consultant will provide Third-Party Billing Services and consultation to the Faribault Special Education Staff for students eligible for Third-Party Billing reimbursement. This service is paid for through Third-Party Billing revenue.

If you have any questions, please contact me. Thanks!

Robert Dehnert

Rob Dehnert

Director of Special Services

CONTRACT FOR THIRD PARTY BILLING SERVICES

This agreement is made and effective as of the 1st day of July 2026, by and between Independent School District #0656, **Faribault Public School**, hereinafter referred to as “Faribault Schools”, and Teresa Rome, **Third Party Integrity, Inc.**, hereinafter referred to as “Provider”.

RECITALS

The parties adhere to recite and declare as follows:

1. School District has a need and desire to obtain third-party billing support in conjunction with its programs and sites.
2. School District desires to contract with Provider, as an independent contractor, to perform the work and provide the services deemed to be required or necessary.
3. Provider desires to enter into a contract with the School District to perform the work and/or provide the services deemed necessary or required.
4. Provider has the capability and interest to provide the needed services to the School District.

Now, therefore, the reasons set forth above and in consideration of the mutual covenants and promises of the parties hereto, the parties agree, as follows:

I. Term and Duration

This agreement shall begin 1st day of July 2026, until June 31, 2027. This agreement can be renewed, modified, or changed only in written form and by formal action and approval by the boards of the School District and Provider.

During the term of this agreement, or any extension or renewal of the same, the agreement can be terminated without cause by either party with 60 days’ written notice to the other.

II. Services to Be Provided by Provider

Provider shall provide service related to the billing in which are performed by the staff of the School District. These services shall include but are not limited to the duties in Attachment A of this contract.

Any other services that would be necessary to carry out the aforementioned and as requested by the School District.

III. Qualified Staff and Liability

- A. Provider agrees and states that all services provided under this agreement shall be provided by qualified staff.
- B. Provider shall hold and maintain in place and effect professional liability and errors and omissions liability coverage in an amount as required by the Minnesota Tort Claims Act, Minn. Stat. §466.01, et seq.
- C. Provider agrees to hold harmless and to indemnify School District for any claims, causes if action, or for damages, which may arise or flow from the negligent and/or wrongful acts or conduct of provider, including for breach of the standard of care, breaches of confidentiality, and/or the inappropriate and improper release of private, confidential, educational, or health data of any school districts' students or personnel with reference, but not limited to, the Minnesota Government Data Practices Act, the federal Family Educational Rights and Privacy Act, and HIPPA rules and regulations.

IV. Access to School District Space and Equipment

School District agrees to provide Provider with adequate space within existing School District buildings to allow Provider to deliver on-site services, as necessary and appropriate. Provider shall also have access to certain school facilities and equipment to facilitate its programs and services being delivered under this agreement. Room, space, facilities, and equipment issues shall be worked out between the Provider and the School District administration. However, School District programs shall always have priority over room, space, facilities, and equipment utilization.

V. Additional Duties of Parties

Provider shall provide all necessary paperwork as required by the individual needs and programmatic requirements of the students receiving services.

VI. Payment and Reimbursement

School District shall pay Provider a monthly \$1833.34 for a total of \$22,000 for all services provided and delivered under this contract. The School District will also pay the provider any driving expenses, or any other expenses incurred.

Provider shall provide an \$1833.34 invoice every month. Provider is an incorporated business, so a 1099 is not necessary, unless the School District wants to provide one at the completion of each tax year.

VII. Data and Information Obligations

Provider agrees to be bound by the obligations, restrictions, and limitations set forth by federal and state law, rule, or regulation, including, but not limited to, the Minnesota Government Data Practices Act, the federal Family Educational Rights and Privacy Act, and HIPPA rules and regulations, in conjunction with any student data and information to which it has access or which it may receive. Both parties agree to abide by applicable federal and state laws, rules, and regulations regarding confidentiality and exchange of data and information. All records generated by the Provider in delivering services to students, including, but not limited to, clinical notes, treatment records, and all other records applicable to a student and the services received by that student shall be

considered to be records of the School District and/or any of its member districts to whom services may be provided.

VIII. Dispute Resolution

The parties agree that any dispute arising under this agreement shall be submitted to binding arbitration through the Bureau of Mediation Services and its mediation/arbitration programs and procedures. Any arbitration decision shall be limited to only those issues which directly relate to this agreement and to the services provided herein. The parties shall equally share the cost of arbitration, but shall be responsible for the cost of their representatives and/or attorneys.

IX. Assignability

Neither party's rights and obligations under this agreement may be transferred, conveyed, or assigned without the written prior consent of the other party.

X. Interpretation – Titles of Paragraphs

The parties state and represent that this contract was mutually negotiated and that any ambiguities or uncertainties in language, meaning, or interpretation of this contract shall not be necessarily construed against either party.

Further, the various titles to the paragraphs in this contract are used solely for convenience, and they shall not be used to interpret or construe any word, clause, paragraph, or subparagraph of this contract.

School District: *Faribault Public Schools #0656*

Provider: *Third Party Integrity, Inc., Teresa Rome*

Superintendent

Teresa Rome- Third Party Integrity, Inc.

Date _____

Date _____

Attachment A



Third Party Integrity, Inc.

Teresa Rome

Third Party Integrity, Inc.

1927 Sheridan Court

North Mankato, MN 56003

Phone: (507) 327-0943

Email: trome1@isd77.org

Third Party Billing Proposal for FY 2026-2027

FARIBAULT PUBLIC SCHOOLS

OBJECTIVE

To provide services and support for the school district to obtain Third Party billing revenue to enhance special education services within the school district.

Support the district Third Party Billing Coordinator with the following:

- Direct contact with the Director of Special Education and staff
- Verify student eligibility and batch implementation
- Pull caseloads for billable services
- Train providers on completing appropriate documentation
- Use Sped Forms to obtain all billable information from providers
- Train providers on MA forms in Sped Forms for all services
- Determine interim rates for services and monitor rates so there is no payback
- Submit/validate claims on the MHCP – MN-ITS system
- Reconcile DHS remittance advice with payment received. If payment is denied, research the error and resubmit for payment
- Maintain and maximize revenue by implementing processes and procedures for staff to follow to ensure we are capturing all revenue sources
- Compare MDE's EDRS report with providers in the district to ensure proper percentages for each provider is calculated for accurate rates
- Submit annual reports to DHS and reconcile final rates when received
- Train and implement the ICD-10 program within your district to ensure staff have a good understanding
- Continue to make TPB effective by developing processes and procedures



710 17th St. SW, Faribault, MN 55021

Office: 507-333-6000 | Fax: 507-333-6050

DATE: May 18, 2026

TO: Finance Committee
Board of Education
Jamie Bente, Superintendent

FR: Mike Berding, Director of Educational Technology and Innovation
Barbie Roessler, Director of Finance & Operations

RE: Multi-Function Printer (MFP) Recommendation

Faribault Public Schools conducted a Request for Proposal (RFP) process for Multi-Function Printer – Printed Managed Services and solicited proposals from multiple vendors within our region. We were pleased to receive responses from three vendors including EO Johnson (current vendor), Canon, and Marco Technologies.

Following a thorough review of the proposals, each submission was evaluated using established criteria, which will be reviewed with the School Board. Based on the results of that evaluation process, we recommend Marco Technologies, LLC as the District's MFP services provider and respectfully requests School Board approval of this recommendation.

MFP Proposal Bid Tabulation

			Vendor EO Johnson		Vendor Canon		Vendor Marco	
Estimated on Last Year Usage			Service	\$98,592.84	Service	\$40,606.36	Service	\$35,280.00
			Annual Click cost	\$31,363.45	Annual Click cost	\$63,493.13	Annual Click cost	\$43,652.45
			One Time Costs	\$0.00	One Time Costs		One Time Costs	\$12,850.00
			Contract Length in years	5	Contract Length in years	5	Contract Length in years	5
			Total Cost of Contract	\$649,781.45	Total Cost of Contract	\$520,497.45	Total Cost of Contract	\$407,512.25
Criteria	Weight	Points Available	Points	Weighted Score	Points	Weighted Score	Points	Weighted Score
Cost Proposal	30.00%	5	1	0.3	3	0.9	5	1.5
Service and Support	20.00%	5	5	1	5	1	5	1
Customer Service	15.00%	5	5	0.75	5	0.75	5	0.75
Functionality and Reliability	15.00%	5	5	0.75	1	0.15	5	0.75
Software Integration	20.00%	5	5	1	5	1	5	1
Total	100.00%	25	21	3.8	19	3.8	25	5

Did not include Fax Solution
Did not indicate Moving Existing Equipment



710 17th St. SW, Faribault, MN 55021

Office: 507-333-6000 | Fax: 507-333-6050

DATE: May 18, 2026

TO: Finance Committee
Board of Education
Jamie Bente, Superintendent

FR: Mike Berding, Director of Educational Technology and Innovation
Barbie Roessler, Director of Finance & Operations

RE: Voice Over Internet Protocol (VOIP) Recommendation

Faribault Public Schools conducted a Request for Proposal (RFP) process for Voice Over Internet Protocol (VOIP) services and solicited proposals from multiple vendors within our region. We were pleased to receive responses from five vendors including Bevcomm, Loffler Companies, High Point Networks, EO Johnson Business Technologies, and Marco Technologies.

Following a thorough review of the proposals, each submission was evaluated using established criteria, which will be reviewed with the School Board. Based on the results of that evaluation process, we recommend Bevcomm as the District's VOIP services provider and respectfully requests School Board approval of this recommendation.

VOIP Proposal Bid Tabulation

		Vendor	(surv)		(without surv)	
		System	Zultys		Zultys	
		Annual Cost	\$76,112.68		\$63,692.68	
		One Time Costs	\$12,885.00		\$12,885.00	
		Contract Length in years	3		3	
		Total Cost of Contract	\$241,223.04		\$203,963.04	
		total cost of contract year comparison	\$80,407.68		\$67,987.68	
Criteria	Weight	Points Available		Weighted Score		Weighted Score
Cost Proposal	20.00%	10	9	1.8	10	2
Understanding of Needs	15.00%	10	8	1.2	6	0.9
E911	15.00%	10	8	1.2	8	1.2
Directory Integration	10.00%	10	9	0.9	9	0.9
Existing Systems	10.00%	10	8	0.8	8	0.8
Support and Warranty	10.00%	10	10	1	10	1
UC	5.00%	10	8	0.4	8	0.4
User Devices	5.00%	10	10	0.5	10	0.5
Call Flow & Mgmt	5.00%	10	10	0.5	10	0.5
Training & Document	5.00%	10	10	0.5	10	0.5
Total	100.00%	100	90	8.8	89	8.7
notes			phones included in price		phones included in price	
			UC is license Based		UC is license Based	
			with survivability		without survivability	
			Phones and warranty are included inservice	Phones and warranty are included inservice		
			did not include atas		did not include atas	
			provides training to phone technician		provides training to phone technician	

VOIP Proposal Bid Tabulation

		Vendor	Loffler		Networks	
		System	Fortivoice		Ring Central	
		Annual Cost	\$77,354.16		\$83,628.00	
		One Time Costs			\$35,735.00	
		Contract Length in years	5		5	
		Total Cost of Contract	\$386,770.80		\$453,875.00	
		total cost of contract year comparison	\$77,354.16		\$90,775.00	
				Weighted Score		Weighted Score
Criteria	Weight	Points Available				
Cost Proposal	20.00%	10	6	1.2	5	1
Understanding of Needs	15.00%	10	7	1.05	8	1.2
E911	15.00%	10	9	1.35	9	1.35
Directory Integration	10.00%	10	10	1	9	0.9
Existing Systems	10.00%	10	5	0.5	9	0.9
Support and Warranty	10.00%	10	10	1	10	1
UC	5.00%	10	9	0.45	9	0.45
User Devices	5.00%	10	10	0.5	10	0.5
Call Flow & Mgmt	5.00%	10	5	0.25	10	0.5
Training & Document	5.00%	10	5	0.25	0	0
Total	100.00%	100	76	7.55	79	7.8
notes			Paging integration not included in information		All training appears to be online with ring central	
			noted survivability but not quoted		survivability not noted	
			Indicated Training is available			
			copied language from RFP			
			indicated spcifically call blocking			

VOIP Proposal Bid Tabulation

		Vendor	EO Johnson		Marco	
		System	Ellevate		Marco / Cisco	
		Annual Cost	\$96,940.44		\$56,292.00	
		One Time Costs	\$6,792.61		\$92,651.89	
		Contract Length in years	3		5	
		Total Cost of Contract	\$297,613.93		\$374,111.89	
		total cost of contract year comparison	\$99,204.64		\$74,822.38	
Criteria	Weight	Points Available		Weighted Score		Weighted Score
Cost Proposal	20.00%	10	8	1.6	7	1.4
Understanding of Needs	15.00%	10	6	0.9	7	1.05
E911	15.00%	10	8	1.2	10	1.5
Directory Integration	10.00%	10	9	0.9	9	0.9
Existing Systems	10.00%	10	7	0.7	7	0.7
Support and Warranty	10.00%	10	10	1	10	1
UC	5.00%	10	9	0.45	9	0.45
User Devices	5.00%	10	10	0.5	8	0.4
Call Flow & Mgmt	5.00%	10	10	0.5	10	0.5
Training & Document	5.00%	10	10	0.5	10	0.5
Total	100.00%	100	87	8.25	87	8.4
notes			individual user can adjust e911 location		LDAP	
			Directory integration with Azure ID... not sure if LDAP capable		Indicated Marco UC scan sync with Google	
			Didn't include ATAs and will not configure them		Not sure what education connectors are?	
			included archiving		Cisco can be a complicated ecosystem for phones	
					Also - not entirely interested in owning phones	
					Recommends POTS lines stay on current provider as it's webex hosted	



710 17th St. SW, Faribault, MN 55021

Office: 507-333-6000 | Fax: 507-333-6050

DATE: May 18, 2026

TO: Finance Committee
Board of Education
Jamie Bente, Superintendent

FR: Barbie Roessler, Director of Finance & Operations

RE: Food Service Management Company (FSMC) Recommendation

Faribault Public Schools conducted a Request for Proposal (RFP) process for Food Service Management Companies and solicited proposals from multiple vendors within our region. We were pleased to receive responses from four vendors including Sodexo (current vendor), Taher Inc., Southwest Foodservice Excellence (SFE), and Chartwells.

Following a thorough review of the proposals by three staff members and one student, each submission was evaluated using established criteria, which will be reviewed with the School Board. Based on the results of that evaluation process, we recommend Taher, Inc. as the District's Food Service Management Company provider and respectfully requests School Board approval of this recommendation, if approved by MDE.

MDE Bid Point Calculator: Price and Non-price Criteria

SFA: Faribault Public Schools

Contract Year: 2026-2027

Date: 5/15/2026

	Company Name	SFE	Taher	Sodexo	Chartwells
Price Points:					
	Maximum Points for Low Price - 40%	8			
	Total Proposed Price (lowest price must be in first column)	\$2,010,773	\$2,019,101	\$2,033,285	\$2,104,041
	Percent of Points Awarded for Low Price	100%	100%	99%	95%
	Points Awarded for Low Price	8	8	8	8
Non-Price Points:					
	Non-Price Criteria (max points in this section should total 100 when added to max cost points from above)				
1	District Management Support - 2% Does the vendor address supporting the District as a whole?	0.32	0.34	0.26	0.32
2	Employee Training and Development - 5% What type of support and training is provided to the staff?	0.85	0.9	0.8	0.8
3	Evaluation of Vendor References / Past Performance - 7% Did the vendor provide other MN districts for reference checking?	1.12	1.26	0.56	1.05
4	Ingegrity and Reliability Budget Forecast - 1%	0.16	0.16	0.13	0.17
5	Manager Candidate - 8% Does the vendor seek input from the distrctict for their Food Service Manager?	1.2	1.36	1.04	1.04
6	Marketing and Merchandising Plan - 5%	0.85	0.85	0.6	0.75
7	Nutrition Education - 5%	0.85	0.8	0.75	0.85
8	Plan of Operation - 3%	0.45	0.51	0.42	0.48
9	Plan to Increase Participation - 10%	1.6	1.7	1.3	1.6
10	District Specific Requirements - 14% Will vendor provide food options representative of our student population? Do they mention local food sources? Will they survey and respond to our students, staff and community voices?	2.38	2.52	1.68	1.96
	Non-Price Points	9.78	10.4	7.54	9.02
	TOTAL Points	18	18	16	17

**Faribault Public Schools
Enrollment Report by Building
FY 2025-2026**

April

	McKinley	Jefferson	Lincoln	Roosevelt	Middle	High	ALC	FOA - MS	FOA - HS	Allina PHP	Total Served @
Early Childhood	-			78							78
VPK	-			65							65
Kindergarten				185							185
1		85	102								187
2		84	101								185
3		92	118								210
4		88	108								196
5		77	89								166
6					201						201
7					198			5			203
8					208			11		-	219
9						207	-		14	1	222
10						200	31		23		254
11						206	47		31		284
12						179	48		47	1	275
Total	-	426.00	518.00	328.00	607.00	792.00	126.00	16.00	115.00	2.00	2,930
+/-over Last Month	-	(3)	6	-	-	(6)	(1)	1	(1)	2	(2)

**Faribault Public Schools
Enrollment Report by Month**

School Year 2025 - 2026

	<i>September</i>	<i>October</i>	<i>November</i>	<i>December</i>	<i>January</i>	<i>February</i>	<i>March</i>	<i>April</i>	<i>May</i>	<i>YTD Average</i>	<i>Plus: Projected Tuition</i>	<i>Projected Total ADM</i>
Early Childhood	80	80	78	77	80	80	78	78		79		79
VPK	66	66	66	66	66	66	66	65		66		66
Kindergarten	196	197	193	192	187	184	184	185		190	2.0	192
1	199	198	194	191	190	189	189	187		192	2.0	194
2	191	191	190	186	188	186	185	185		188	2.0	190
3	215	213	215	214	212	211	210	210		213	2.8	215
4	194	193	190	189	190	191	192	196		192	3.0	195
5	165	165	164	166	168	168	165	166		166	3.0	169
6	206	204	206	206	203	203	202	201		204	2.0	206
7	214	205	206	206	202	205	203	203		206	4.4	210
8	229	226	226	225	223	215	217	219		223	2.0	225
9	226	225	222	223	221	220	223	222		223	3.9	227
10	244	259	257	259	254	254	255	254		255	5.9	260
11	272	289	288	288	288	291	286	284		286	5.8	292
12	310	316	305	300	290	275	277	275		294	14.5	308
Total	3,007	3,027	3,000	2,988	2,962	2,938	2,932	2,930	-	2,973	53.3	3,026.3
		20	(27)	(12)	(26)	(24)	(6)	(2)	(2,930)			
Over (Under) Budget 3,057	(50)	(30)	(57)	(69)	(95)	(119)	(125)	(127)				(31)



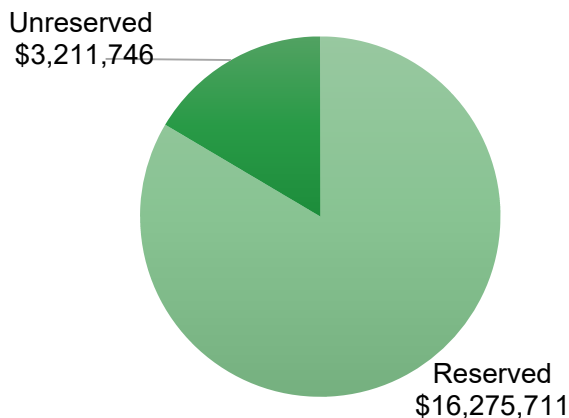
FARIBAULT PUBLIC SCHOOLS

Investment Balances

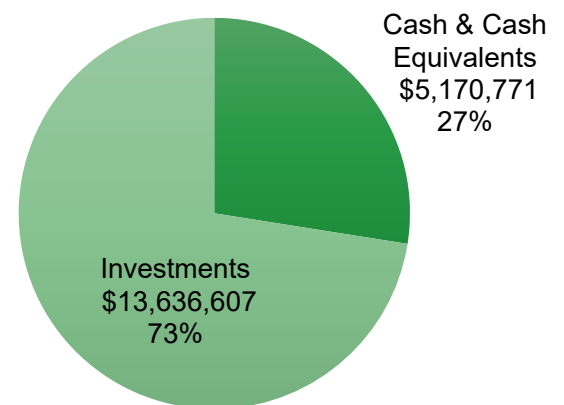
As of April 30, 2026

	Ending Balance 3/31/2026	Ending Balance 4/30/2026	Interest/Div Earned
RELIANCE - MAIN CHECKING	750,000.00	750,000.00	
RELIANCE - SAVINGS	1,973,945.56	2,076,858.56	1,403.33
MSDLAF+LIQUID MONEY MARKET	2,238,810.69	319,352.97	3,263.49
MSDLAF+ MAX MONEY MARKET	205,608.88	2,209,588.94	3,980.06
MN TRUST OPERATIONS	6,700,012.53	7,095,683.20	12,143.03
MN TRUST INVESTMENTS	3,382,033.04	3,382,033.04	-
MN TRUST MAINTENANCE BONDS	422,503.89	423,742.63	1,238.74
US BANK - IRREVOCABLE TRUST	2,638,534.83	2,767,401.61	4,781.41
US BANK - ROOSEVELT DEBT	33,318.43	185.93	17.50
FIRST UNITED BANK CD	150,000.00	150,000.00	
PREMIER BANK CD	160,204.06	160,204.06	
RELIANCE BANK CD	-	-	
STATE BANK OF FARIBAULT CD	150,000.00	150,000.00	
PETTY CASH	2,406.00	2,406.00	
TOTAL CASH AND INVESTMENTS	\$ 18,807,377.91	\$ 19,487,456.94	\$ 26,827.56

Asset Reservations



Liquidity



Faribault Public Schools
Comparative Financial Report - Select General Fund Expenditure Accounts
As of April 30, 2026

	FY25 April 2025	FY26 April 2026	FY25 YTD Through April 2025	FY26 YTD Through April 2026	FY25 FIN Budget	FY26 REV Budget	FY25 % of Budget through April 2025	FY26 % of Budget through April 2026
EXPENDITURES:								
HVAC	73,571	-	247,983	346,302	289,000	281,500	85.81%	123.02%
Water	7,283	7,696	68,782	72,381	67,200	83,500	102.35%	86.68%
Electric	76,772	48,684	527,425	564,498	639,000	650,500	82.54%	86.78%
Snow Removal	7,973	9,113	48,126	83,788	100,200	84,600	48.03%	99.04%
Total Expenditures	165,599	65,492	892,316	1,066,969	1,095,400	1,100,100	81.46%	96.99%

Faribault Public Schools
Comparative Financial Report - Self Insurance Fund
As of April 30, 2026

	FY25 April 2025	FY26 April 2026	FY25 YTD Through April 2025	FY26 YTD Through April 2026	FY25 FIN Budget	FY26 REV Budget	FY25 % of Budget through April 2025	FY26 % of Budget through April 2026
REVENUES:								
District Contributions	248,511	264,081	2,220,563	2,439,181	2,536,426	2,916,890	87.55%	83.62%
Employee Contributions	22,141	31,228	220,561	297,028	264,673	304,374	83.33%	97.59%
Retirees Contributions	5,310	5,010	74,641	51,193	85,261	55,886	87.54%	91.60%
Cobra Contributions	-	-	2,862	-	11,130	18,165	25.72%	0.00%
Total Revenue	275,963	\$300,319	\$2,518,626	\$2,787,402	\$2,897,490	\$3,295,315	86.92%	84.59%

EXPENDITURES:								
Medical Claims	195,532	148,869	2,252,566	1,889,507	2,782,154	2,842,024	80.96%	66.48%
Administrative Fees	36,072	80,110	363,487	437,514	403,787	476,307	90.02%	91.86%
Additional Charges	1,590	1,760	43,150	30,748	84,357	60,000	51.15%	51.25%
Total Expenditures	\$233,195	\$230,739	\$2,659,203	2,357,769	\$3,270,298	\$3,378,331	81.31%	69.79%

\$429,632

Faribault Public Schools ISD 656
Exp/Rev Summary - Fd
Period Ending April 30, 2026

Sequence: L, Fd

Description		26REV Annual Budget	Period 202610	Year To Date	% YTD	Encumbrances	% YTD + Enc	Remaining Balance
E	Expenditure							
01	General	69,790,649.00	5,821,971.44	50,088,694.64	72%	809,450.49	73%	18,892,503.87
02	Food Service	3,384,889.00	169,527.83	2,108,581.32	62%	30.44	62%	1,276,277.24
04	Community Service	6,517,154.00	482,858.81	4,381,529.01	67%	79,428.07	68%	2,056,196.92
06	Building Construction	2,755,795.00	143,230.87	2,431,829.43	88%	0.00	88%	323,965.57
07	Debt Redemption	2,379,350.00	0.00	2,378,825.00	100%	0.00	100%	525.00
20	Internal Service	3,378,331.00	230,738.62	2,357,769.42	70%	0.00	70%	1,020,561.58
45	OPEB Irrevocable Trust	158,000.00	11,124.66	111,126.10	70%	0.00	70%	46,873.90
50	Student Activities	110,000.00	12,224.27	72,449.21	66%	3,514.91	69%	34,035.88
E	Expenditure	88,474,168.00	6,871,676.50	63,930,804.13	72%	892,423.91	73%	23,650,939.96
R	Revenue							
01	General	(68,334,081.00)	(6,585,357.36)	(44,281,219.94)	65%	0.00	65%	(24,052,861.06)
02	Food Service	(2,759,549.00)	(209,585.45)	(2,107,043.72)	76%	0.00	76%	(652,505.28)
04	Community Service	(6,236,629.00)	(628,688.91)	(3,668,299.80)	59%	0.00	59%	(2,568,329.20)
06	Building Construction	(200,000.00)	(1,238.74)	(123,245.22)	62%	0.00	62%	(76,754.78)
07	Debt Redemption	(2,569,387.00)	0.00	(1,278,131.38)	50%	0.00	50%	(1,291,255.62)
20	Internal Service	(3,295,315.00)	(300,318.72)	(2,787,401.73)	85%	0.00	85%	(507,913.27)
45	OPEB Irrevocable Trust	(158,000.00)	(130,059.60)	(261,181.89)	165%	0.00	165%	103,181.89
50	Student Activities	(112,000.00)	(17,636.00)	(88,235.19)	79%	0.00	79%	(23,764.81)
R	Revenue	(83,664,961.00)	(7,872,884.78)	(54,594,758.87)	65%	0.00	65%	(29,070,202.13)
	Report Totals:	4,809,207.00	(1,001,208.28)	9,336,045.26	194%	892,423.91	213%	(5,419,262.17)

Faribault Public Schools ISD 656 Multi Year Guideline by Object Series

Sequence: Fd, O/S		202410			202510			202610		
Description	Budget 24FIN	Year to Date	%	Budget 25REV	Year to Date	%	Budget 26REV	Year to Date	%	
01 General										
100 Salaries & Wages	36,691,729.00	25,184,549.16	69%	35,400,605.00	25,350,875.77	72%	37,662,116.00	26,671,304.96	71%	
200 Employee Benefits	12,743,620.00	9,251,206.40	73%	13,187,389.00	9,686,920.36	73%	14,799,829.00	10,716,943.36	72%	
300 Purchased Services	9,419,104.00	7,305,667.58	78%	10,442,726.00	7,636,068.70	73%	11,691,993.00	8,819,297.89	75%	
400 Supplies & Materials	2,870,733.00	1,971,427.55	69%	2,864,209.00	2,022,342.63	71%	2,457,137.00	1,611,843.43	66%	
500 Capital Expenditures	2,066,851.00	1,887,168.45	91%	2,053,292.00	1,775,079.91	86%	2,758,969.00	1,965,791.79	71%	
800 Other Expenditures	621,589.00	224,009.07	36%	428,579.00	213,743.29	50%	420,605.00	236,941.49	56%	
900 Other Financing Uses	0.00	0.00	0%	0.00	0.00	0%	0.00	66,571.72	0%	
01 General	64,413,626.00	45,824,028.21	71%	64,376,800.00	46,685,030.66	73%	69,790,649.00	50,088,694.64	72%	
Report Totals:	64,413,626.00	45,824,028.21	71%	64,376,800.00	46,685,030.66	73%	69,790,649.00	50,088,694.64	72%	



Faribault Public Schools
FY 2025-2026 Final Budget

May 18, 2026



Faribault Public Schools
School Board and District Administration

School Board

	<u>Position on Board</u>	<u>Term Expires on December 31</u>
John Bellingham	<i>Chair</i>	2026
Chad Wolff	<i>Vice Chair</i>	2026
Lynda Boudreau	<i>Treasurer</i>	2026
Casie Steeves	<i>Clerk</i>	2028
Linda Moore	<i>Director</i>	2026
Jerry Robicheau	<i>Director</i>	2028
Candace Knudson	<i>Director</i>	2028

District Administration

Jamie Bente	Superintendent
Barbie Roessler	Director of Finance and Operations
Cassie Riopelle	Director of Community Education
Julie Hull	Director of Teaching and Learning
Nicole Yochum	Director of Human Resources
Robert Dehnert	Director of Special Services

Faribault Public Schools

School Administration

Faribault High School

Nate Molitor

Joel Timmer

Allison Sweeney

Principal

Assistant Principal

Assistant Principal

Faribault Middle School

Stacy Fox

Jesse Armbruster

Joseph Staloch

Principal

Assistant Principal

Dean of Students

Jefferson Elementary

Nick Jurrens

Scott Morrissey

Principal

Dean of Students

Lincoln Elementary

Ashley Benhart

Taylor Ries

Principal

Dean of Students

Roosevelt Early Learning Center

Amy Bouma

Olivia Sage

Principal

Coordinator

Faribault Area Learning Center

Jacob Hager

Coordinator

Faribault Online Academy

Valerie Kluzak

Coordinator

Faribault Education Center

Dawne Buttera

Coordinator

Budget Revision Highlights:

General Fund

Revenues

❖ General Education Formula	(\$ 780,924)
❖ Update Title I – IV	\$ 342,076
❖ Special Education	\$2,000,000

Expenditures

❖ Increase Salaries & Benefits (Contract Settlements)	\$ 145,844
❖ Capital and LTFM	\$ 366,393
❖ Other (Purchased Services, Supplies)	\$ 578,653

Other

- ❖ Unassigned Fund balance re-projected to be 8,679,765 or **12.50%** from 7,432,733 or **10.84%** of revised budgeted expenditures



Food Service Fund

- ❖ Serving meals and snacks to 13 sites
- ❖ Minimal Changes from Original Budget

Community Education Fund

- ❖ Modifications to Grants (Expenses & Revenue) \$ 165,234

Building/Construction Fund

- ❖ Intentional Zero Out Construction Fund (\$ 196,911)

Debt Service Fund

- ❖ Bond principal and interest payments scheduled for FY26

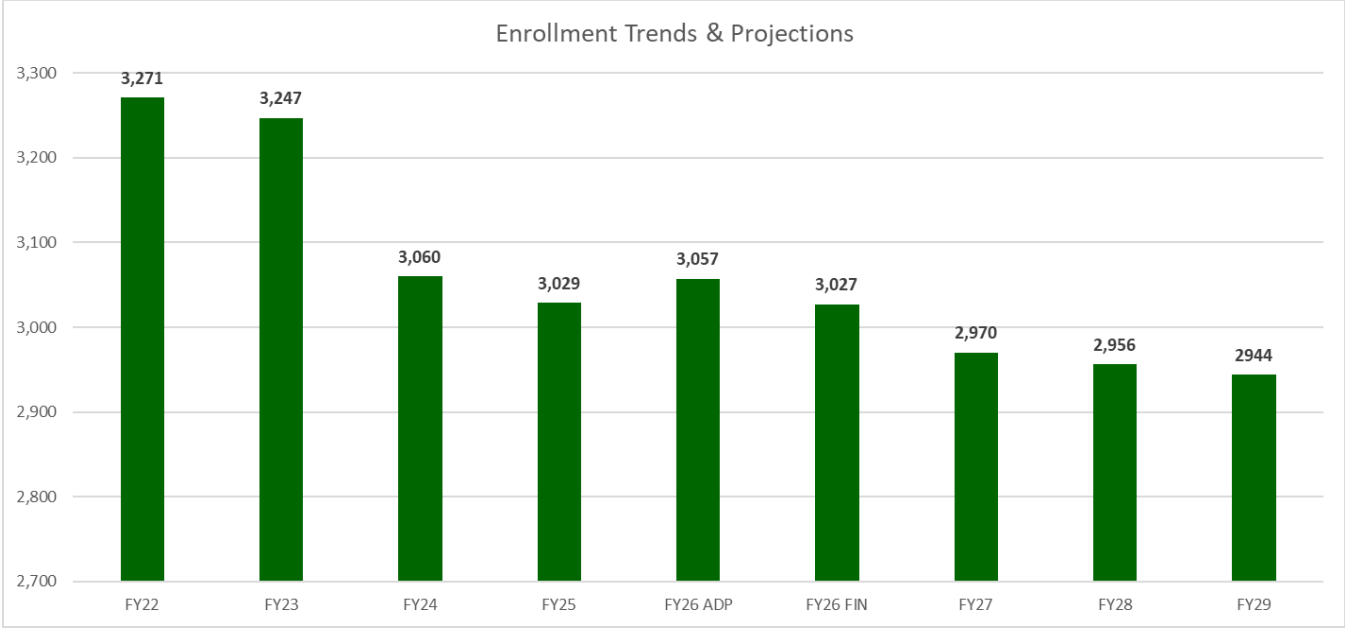
Internal Service Fund

- ❖ Collection of insurance premiums and related payments of claims (\$ 277,644)

Irrevocable Trust Fund

- ❖ District share of retiree insurance payments





Faribault Public Schools
Budget / Fund Balance Overview
2025-2026 Revised Budget

	Beginning Fund Balance	Revenues	Expenditures	Transfers	End of Year Proj. Balance	Net Increase or Decrease
General Fund - 01						
422 Unassigned Fund Balance	8,830,823 14.00%	52,197,183	53,595,273	-	7,432,733 10.84%	(1,398,090) -3.16%
Restricted						
401 Student Activities	115,101	112,000	110,000	-	117,101	2,000
403 Staff Development	32,751	505,506	502,604	-	35,653	2,902
412 Literacy Incentive Aid	4,171	97,715	101,886	-	-	(4,171)
420 American Indian Aid	33,857	48,500	43,260	-	39,097	5,240
424 Operating Capital	569,367	816,541	783,322	-	602,586	33,219
428 Learning and Development	-	598,687	598,687	-	-	-
434 Area Learning Center	419,828	1,383,235	1,223,754	-	579,309	159,481
434 Targeted Services	548,101	565,950	529,757	-	584,294	36,193
438 Gifted and Talented	28,293	43,922	43,831	-	28,384	91
439 EL Support Aid	-	1,297,920	1,297,920	-	-	-
441 Basic Skills Programs	263,010	7,678,351	7,941,361	-	-	(263,010)
443 School Library Aid	72,602	55,429	128,031	-	-	(72,602)
448 Achievement and Integration Revenue	-	779,349	779,349	-	-	-
449 Safe Schools Levy	72,330	128,043	200,373	-	-	(72,330)
456 Literacy Incentive Aid	124,094	-	2,475	-	121,619	(2,475)
457 Teacher Comp for Read Act	112,038	-	-	-	112,038	-
459 Basic Skills Extended Time	-	-	-	-	-	-
467 Long-Term Facilities Maint	173,896	1,360,576	1,241,592	-	292,880	118,984
471 Student Support Personnel School	-	58,766	58,766	-	-	-
472 Medical Assistance	-	718,408	718,408	-	-	-
Subtotal Restricted	<u>2,569,439</u>	<u>16,248,898</u>	<u>16,305,376</u>	<u>-</u>	<u>2,512,961</u>	<u>(56,478)</u>
460 Nonspendable	<u>713,033</u>	<u>-</u>	<u>-</u>	<u>-</u>	<u>713,033</u>	<u>-</u>
Total General Fund	<u><u>12,113,295</u></u>	<u><u>68,446,081</u></u>	<u><u>69,900,649</u></u>	<u><u>-</u></u>	<u><u>10,658,727</u></u>	<u><u>(1,454,568)</u></u>

Food Service Fund - 02						
464 Restricted	<u>1,930,560</u>	<u>2,759,549</u>	<u>3,384,889</u>	<u>-</u>	<u>1,305,220</u>	<u>(625,340)</u>
Community Services - 04						
464 Restricted	62,209	226,846	230,333	-	58,722	(3,487)
Restricted / Reserved						
431 Community Education	759,595	3,900,208	3,843,979	-	815,824	56,229
432 Early Childhood	165,157	299,210	362,921	-	101,446	(63,711)
444 School Readiness	248,949	1,244,017	1,432,214	-	60,752	(188,197)
447 Adult Basic Education	208,450	566,348	644,270	-	130,528	(77,922)
Restricted/Reserved - Subtotal	1,382,151	6,009,783	6,283,384	-	1,108,550	(273,601)
Total Community Education	1,444,360	6,236,629	6,513,717	-	1,167,272	(277,088)
Construction - 06						
464 Restricted	<u>2,358,884</u>	<u>200,000</u>	<u>2,755,795</u>	<u>-</u>	<u>(196,911)</u>	<u>(2,555,795)</u>
Debt Service - 07						
464 Restricted	<u>603,440</u>	<u>2,569,387</u>	<u>2,379,350</u>	<u>-</u>	<u>793,477</u>	<u>190,037</u>
Internal Service Fund - 20						
	<u>701,916</u>	<u>3,295,315</u>	<u>3,378,331</u>	<u>-</u>	<u>618,900</u>	<u>(83,016)</u>
OPEB Irrevocable Trust - 45						
	<u>2,517,050</u>	<u>158,000</u>	<u>158,000</u>	<u>-</u>	<u>2,517,050</u>	<u>-</u>
<u>Total All Funds:</u>	21,669,505	83,664,961	88,470,731	-	16,863,735	(4,805,770)

Faribault Public Schools
Budget / Fund Balance Overview
2025-2026 Final Budget

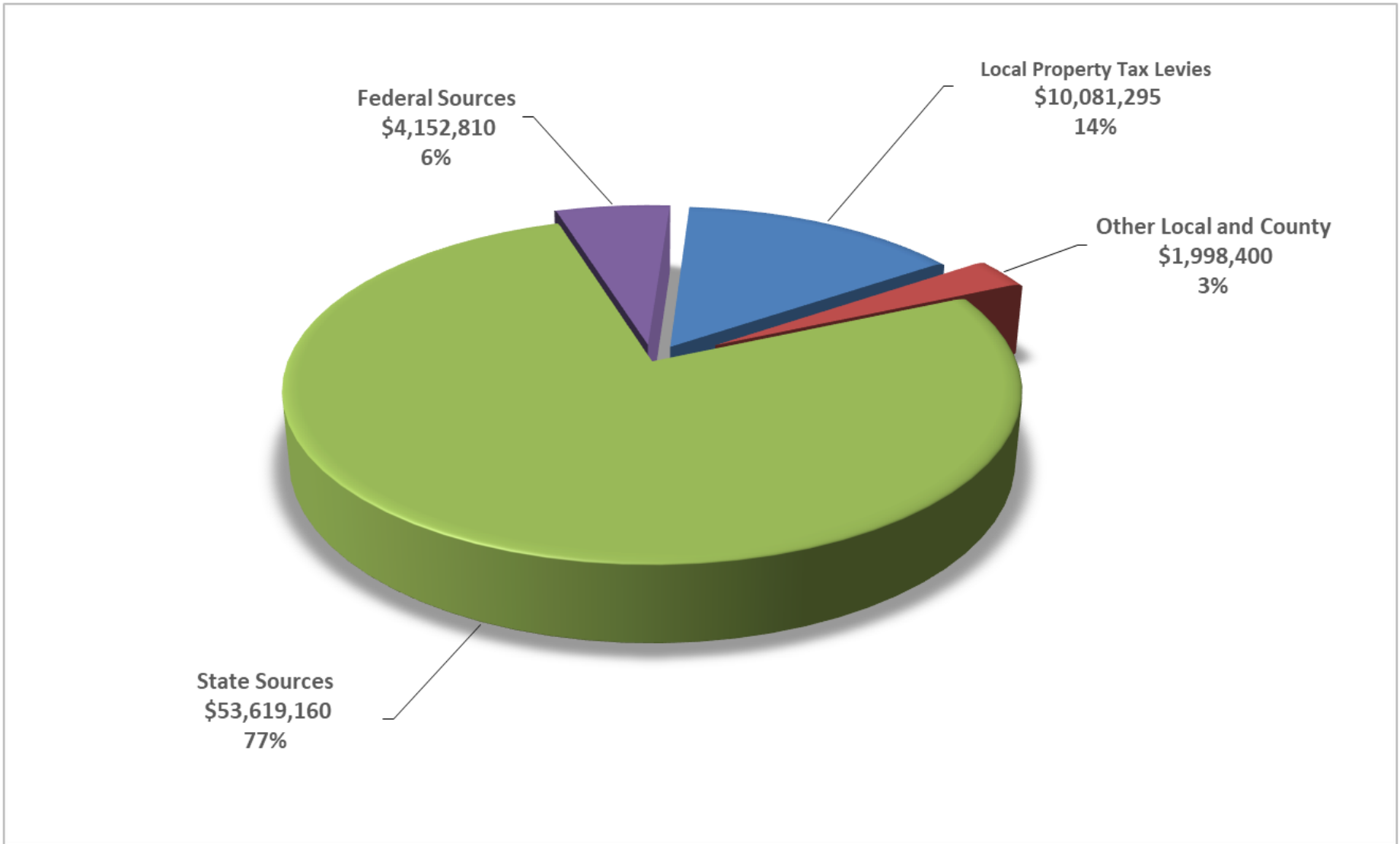
	Beginning Fund Balance	Revenues	Expenditures	Transfers	End of Year Proj. Balance	Net Increase or Decrease
General Fund - 01						
422 Unassigned Fund Balance	8,830,823 14.00%	53,642,517	53,793,575	-	8,679,765 12.50%	(151,058) -1.50%
Restricted						
401 Student Activities	115,101	112,000	110,000	-	117,101	2,000
403 Staff Development	32,751	505,506	502,604	-	35,653	2,902
412 Literacy Incentive Aid	4,171	97,715	101,886	-	-	(4,171)
420 American Indian Aid	33,857	15,918	48,500	-	1,275	(32,582)
424 Operating Capital	569,367	809,372	918,054	-	460,685	(108,682)
428 Learning and Development	-	598,687	598,687	-	-	-
434 Area Learning Center	419,828	1,383,236	1,263,627	-	539,437	119,609
434 Targeted Services	548,101	565,950	685,073	-	428,978	(119,123)
438 Gifted and Talented	28,293	43,922	72,215	-	-	(28,293)
439 EL Support Aid	-	1,297,920	1,604,324	-	(306,404)	(306,404)
441 Basic Skills Programs	263,010	7,678,351	7,941,361	-	-	(263,010)
443 School Library Aid	72,602	55,429	128,031	-	-	(72,602)
448 Achievement and Integration Revenue	-	779,349	779,349	-	-	-
449 Safe Schools Levy	72,330	128,043	200,373	-	-	(72,330)
456 Literacy Incentive Aid	124,094	-	2,475	-	121,619	(2,475)
457 Teacher Comp for Read Act	112,038	-	-	-	112,038	-
467 Long-Term Facilities Maint	173,896	1,360,576	1,534,472	-	-	(173,896)
471 Student Support Personnel School	-	58,766	58,766	-	-	-
472 Medical Assistance	-	718,408	718,408	-	-	-
Subtotal Restricted	2,569,439	16,209,148	17,268,205	-	1,510,382	(1,059,057)
460 Nonspendable	713,033	-	-	-	713,033	-
Total General Fund	12,113,295	69,851,665	71,061,780	-	10,903,180	(1,210,115)

Food Service Fund - 02						
464 Restricted	<u>1,930,560</u>	<u>2,715,717</u>	<u>3,226,558</u>	<u>-</u>	<u>1,419,719</u>	<u>(510,841)</u>
Community Services - 04						
464 Restricted	62,209	226,846	233,770	-	55,285	(6,924)
Restricted / Reserved						
431 Community Education	759,595	4,830,383	4,911,370	-	678,608	(80,987)
432 Early Childhood	165,157	313,700	362,921	-	115,936	(49,221)
444 School Readiness	248,949	1,089,017	1,337,707	-	259	(248,690)
447 Adult Basic Education	208,450	578,352	638,289	-	148,513	(59,937)
Restricted/Reserved - Subtotal	1,382,151	6,811,452	7,250,287	-	943,316	(438,835)
Total Community Education	1,444,360	7,038,298	7,484,057	-	998,601	(445,759)
Construction - 06						
464 Restricted	<u>2,358,884</u>	<u>164,327</u>	<u>2,523,211</u>	<u>-</u>	<u>-</u>	<u>(2,358,884)</u>
Debt Service - 07						
464 Restricted	<u>603,440</u>	<u>2,569,387</u>	<u>2,379,350</u>	<u>-</u>	<u>793,477</u>	<u>190,037</u>
Internal Service Fund - 20						
	<u>701,916</u>	<u>3,295,315</u>	<u>3,100,687</u>	<u>-</u>	<u>896,544</u>	<u>194,628</u>
OPEB Irrevocable Trust - 45						
	<u>2,517,050</u>	<u>168,000</u>	<u>158,000</u>	<u>-</u>	<u>2,527,050</u>	<u>10,000</u>
<u>Total All Funds:</u>	21,669,505	85,802,709	89,933,643	-	17,538,571	(4,130,934)

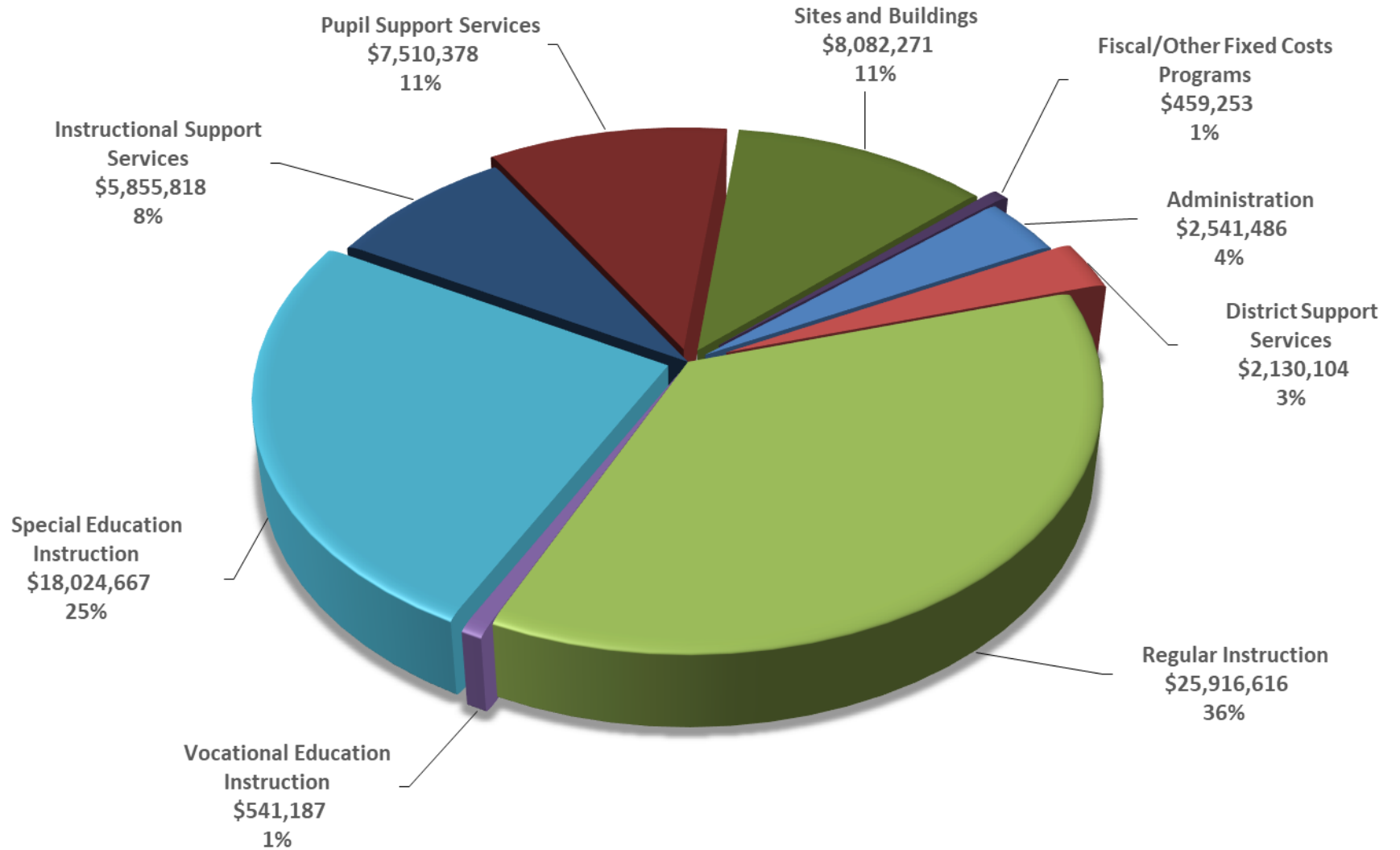
**Faribault Public Schools
Budget Summary of Governmental Funds
FY 2025-2026 Final Budget Revision**

	Total All Governmental Funds	General Fund	Food Service Fund	Community Service Fund	Building Fund	Debt Service Fund	Internal Service Fund	Irrevocable Trust Fund
REVENUES								
Local Property Tax Levies	\$ 12,563,626	\$ 10,081,295		\$ 436,930		\$ 2,045,401		
Other Local and County	\$ 9,534,766	\$ 1,998,400	\$ 191,773	\$ 3,696,951	\$ 164,327	\$ 20,000	\$ 3,295,315	\$ 168,000
State Sources	\$ 56,048,478	\$ 53,619,160	\$ 235,214	\$ 1,690,118		\$ 503,986		
Federal Sources	\$ 7,655,839	\$ 4,152,810	\$ 2,288,730	\$ 1,214,299				
Total Revenues	\$ 85,802,709	\$ 69,851,665	\$ 2,715,717	\$ 7,038,298	\$ 164,327	\$ 2,569,387	\$ 3,295,315	\$ 168,000
EXPENDITURES								
Administration	\$ 2,541,486	\$ 2,541,486						
District Support Services	\$ 2,130,104	\$ 2,130,104						
Regular Instruction	\$ 25,916,616	\$ 25,916,616						
Vocational Education Instruction	\$ 541,187	\$ 541,187						
Special Education Instruction	\$ 18,024,667	\$ 18,024,667						
Community Education and Services	\$ 7,349,792			\$ 7,349,792				
Instructional Support Services	\$ 5,855,818	\$ 5,855,818						
Pupil Support Services	\$ 10,871,201	\$ 7,510,378	\$ 3,226,558	\$ 134,265				
Sites and Buildings	\$ 10,605,482	\$ 8,082,271			\$ 2,523,211			
Fiscal/Other Fixed Costs Programs	\$ 6,097,290	\$ 459,253				\$ 2,379,350	\$ 3,100,687	\$ 158,000
Total Expenditures	\$ 89,933,643	\$ 71,061,780	\$ 3,226,558	\$ 7,484,057	\$ 2,523,211	\$ 2,379,350	\$ 3,100,687	\$ 158,000
Excess (Deficiency) of Revenues								
Over (Under) Expenditures	\$ (4,130,934)	\$ (1,210,115)	\$ (510,841)	\$ (445,759)	\$ (2,358,884)	\$ 190,037	\$ 194,628	\$ 10,000
Fund Balance July 1	\$ 21,669,505	\$ 12,113,295	\$ 1,930,560	\$ 1,444,360	\$ 2,358,884	\$ 603,440	\$ 701,916	\$ 2,517,050
Projected Fund Balance June 30	\$ 17,538,571	\$ 10,903,180	\$ 1,419,719	\$ 998,601	\$ -	\$ 793,477	\$ 896,544	\$ 2,527,050

FY2026 Final General Fund Revenues



FY2026 Final General Fund



SPECIAL THANKS TO:

- Brett Martindale – Controller
- Kim Hagen – Accounts Receivable
- Jill Boudreau – Accounts Payable
- Delilah Delgado – Payroll
- Brenda Pittman – MARSS

