

Finance Committee Meeting

Monday, June 20, 2022 7:30 AM

Faribault Public Schools District Office, 710 17th Street SW, Faribault, MN
55021

I. Business Items

I.A. Approve May Meeting Minutes

II. Contracts, Agreements, Bids and Grants for Review

II.A. EL Staffing Addition

II.B. Request for PE Teacher Addition

II.C. Jefferson Neighborhood Project Bid

II.D. MSA - Deaf & Blind Tuition Agreement

II.E. Head Start Vended Meals

II.F. Workers Comp

II.G. Property and Liability Insurance

III. Financial Performance

III.A. Monthly Counts

III.B. Comparative Financial Data

III.C. Investments

III.D. May Analytical Reports

IV. Financial Strategies

IV.A. FY 2022 Final Budget

IV.B. FY 2023 Adopted Budget

V. Next Meeting

VI. Adjourn - **ACTION**

FINANCE COMMITTEE MINUTES

The meeting was held remotely via Google Meet

May 16, 2022

7:30 a.m.

Members in Attendance:

Jamie Bente, Jason Engbrecht, Scott Gerdes, Todd Sesker, Chad Wolff, Christopher Nelson, Courtney Cavellier, John Bellingham, Rob Dehnert

Others in Attendance:

Cora Packard-Emery

Members Absent:

Michael Dietch, Joe Sage

Meeting was called to order at 7:30 am

1. Business Items

- a. Motion by Mr. Wolff to approve the minutes from the April 18, 2022 Finance Committee Meeting, second by Mr. Bente. Motion passed.

2. Contracts, Agreements, Bids and Grants for Review

- a. Mr. Sesker explained that cuts at the ALC removed their workforce coordinator, and Ms. Packard-Emery requested an additional .5 FTE to fulfill that role. Mr. Gerdes pointed out that the position would be funded by ESSER III funds (FIN code 160). Ms. Packard-Emery added that having this role allows students who must work full time due to economic necessity to continue to earn credits while working. Mr. Wolff asked about possible revenue, and Mr. Gerdes explained that up to .2 ADM can be earned for each student at the ALC from additional programming. Motion by Mr. Bellingham to approve the additional FTE, seconded by Mr. Sesker. Motion passed.
- b. Mr. Gerdes explained that the third-party billing contract renews every year and is a standard contract. Mr. Dehnert pointed out that it is being billed at the same rate as was charged last year. Motion by Ms. Cavellier to approve the contract seconded by Mr. Engbrecht. Motion passed.
- c. Mr. Gerdes presented the proposed nutrition program joint agreement with CVSEC, explaining it's the same contract we have currently. Mr. Wolff inquired whether Mr. Gerdes thought there was an audit risk, taking into consideration problems other similar agreements have faced, and Mr. Gerdes responded that everything was in order and that audit risk was minimal. Motion by Mr. Wolff to approve the proposed agreement, seconded by Ms. Cavellier. Motion passed.
- d. Mr. Gerdes presented the proposed nutrition program joint agreement with Discovery Public School, explaining that it was very similar to the previous item. Motion by Mr. Bente to approve the agreement, seconded by Ms. Cavellier. Motion passed.
- e. Mr. Gerdes explained that every five years MDE requires districts to go through and RFP process, and while districts can opt to do it more frequently, it must be done at least every five years. He further

explained that we'd written and submitted our RFP to MDE for approval, then once approved sent to a list of food service vendors MDE maintains, answered questions from vendors, and eventually received completed proposals from four vendors. The proposals were then graded by a panel of employees according to a rubric, and the team used the scores to make a recommendation and submitted it to MDE. Mr. Gerdes explained that while we haven't received the approval from MDE to go forward and accept the winning proposal, we expect it will be coming within a matter of days. Mr. Gerdes pointed out that the winning and current vendor, Sodexo, plans to continue the work started by the No Kids Hungry grant which attempted to reach children within the community as well as their families. The individual tasked with continuing that work will be a Sodexo employee. Mr. Gerdes went on to explain that while Sodexo didn't have the lowest price, their scoring on other criteria more than compensated for being third in price. The contract will be structured as a one-year contract with options to extend it by a single year for up to four additional years. Motion by Ms. Cavellier to award the contract to Sodexo, seconded by Mr. Bellingham. Motion passed.

3. Financial Performance

- a. Mr. Gerdes shared that the April ADM was 3269. This is a positive 38 ADM compared to the budget of 3231. The number will continue to change, but we have gotten better PSEO data and so are better able to estimate year end numbers.
- b. Mr. Gerdes presented the April comparative financial reports, pointing out that Xcel expenses have increased due to pricing increases. We are currently at 134% of budget for fuel and are planning on budgeting more money for utilities in FY23. We currently expect to budget roughly \$100,000 more for the increased expenses. April once again saw greater insurance revenues than expenses, so the insurance fund balance is on track to increase by \$400,000 for the year. Mr. Wolff inquired about the negative stop loss amount, and Mr. Gerdes explained that it represents funds being provided by BC/BS to cover claims over the stop loss amount, and that account helps to monitor whether we're setting an appropriate stop loss amount each year.
- c. Mr. Gerdes presented the April investment report and shared that the balance has continued to increase as more funds have come in and pointed out that we're continuing to invest funds on a month-to-month basis to take advantage of increasing interest rates.
- d. Mr. Gerdes presented the April Year to Date analytics, explaining that we're roughly where we expect to be at this point in the year based on projections. While we have a negative revenue in the OPEB account due to unrealized losses, we haven't closed out any positions, so the losses will be replaced by gains as the market recovers.

4. The next meeting date is **June 20, 2022**.

5. Motion by Ms. Cavellier to adjourn the meeting, seconded by Mr. Engbrecht. Meeting adjourned at 8:18 am.

Respectfully submitted by Christopher Nelson



710 17th St. SW, Faribault, MN 55021

Office: 507-333-6000 | Fax: 507-333-6050

Date: June 20, 2022

TO: Finance Committee

From: [Katherine Schultz](#)

RE: FY23 EL Staffing

Currently, our EL teachers have the highest caseloads in the Big 9. They are at 56 students per FTE. At the elementary level, larger caseloads are “doable” as students have the innate ability to acquire language. As students approach puberty, this ability begins to disappear or diminish quickly. Students at the middle and high school levels must learn a language much the same way our World Languages Students learn a new language. We have been operating with four EL FTEs at the high school and added .5 EL at the ALC. This past fall, one of the EL teachers resigned and a social studies teacher was hired to cover the EL needs as a licensed EL teacher could not be hired. This spring, that position was cut as a social studies cut when in reality it was an EL cut. Also, the .5 ALC position was cut as an ALC cut. Being an English Learner is a qualification to attend the ALC and, by law, if a language learner is enrolled, we must provide language instruction. Beyond the law, it is a basic human right to learn the language of school well (Lau v. Nichols). 60% of our student body in Faribault is multilingual. 35% qualify for English language support. If our students are to truly be college and career ready, they must learn English well. Caseloads this high do not ensure our students get the language instruction they are entitled to.

Language instruction is a Tier 1 right. It is not an intervention or “extra.” It is core instruction. Our goal focused on “Student-centered Learning” states that “all students will receive high-level accessible Tier 1 instruction.” We must stand behind this goal and provide the resources necessary to ensure our EL students receive more than the bare minimum. Our Equity goal



📍 710 17th St. SW, Faribault, MN 55021

📞 **Office:** 507-333-6000 | **Fax:** 507-333-6050

states, “we commit to a high quality education for every student.” 35% of our students are language learners. If we are to give a high quality education to these students, effective language instruction must be a priority.

The estimated staffing cost for these positions is estimated to be \$105,000 to be funded from the general fund



710 17th St. SW, Faribault, MN 55021

Office: 507-333-6000 | Fax: 507-333-6050

Memo

From: Jamie Bente
To: Finance Committee
Date: 6/17/2022
Re: Request for Program Addition

The vision of this addition is to continue our Lifting courses in a safe and supportive environment. We are looking for an additional .4 FTE for this to happen. This will allow more of our students to be engaged within our school. Without this additional .4 FTE FHS will most likely need to reduce the number of lifting courses that we offer. The estimated cost will be \$28,000.

Bid Tabulation

Jefferson Elementary Circulation Improvements
Faribault, MN



Project Number: 22-26278

Bid Letting Time & Date: 2:00 p.m. - June 15, 2022

Bid Letting Location: Online - QuestCDN #8220378

Contractor	Bid Bond	Responsible Contractor Form	Add. #1	Base Bid
Ims Contracting, LLC	X	X	X	\$437,990.00
JJD Companies, LLC	X	X	X	\$508,600.00
Urban Companies	X	X	X	\$683,000.00

NOTICE OF AWARD

Date of Issuance: June 16, 2022
Owner: Faribault Public Schools Owner’s Project No.:
Engineer: ISG Engineer’s Project No.: 22-26278
Project: Jefferson Elementary Circulation Improvements
Contract Name: Jefferson Elementary Circulation Improvements
Bidder: Ims Contracting, LLC
Bidder’s Address: 330 Highway Street East, Dodge Center, MN 55927

You are notified that Owner has accepted your Bid dated June 15, 2022 for the above Contract, and that you are the Successful Bidder and are awarded a Contract for:

Jefferson Elementary Circulation Improvements

The Contract Price of the awarded Contract is \$437,990. Contract Price is subject to adjustment based on the provisions of the Contract, including but not limited to those governing changes, Unit Price Work, and Work performed on a cost-plus-fee basis, as applicable.

Three unexecuted counterparts of the Agreement accompany this Notice of Award, and one copy of the Contract Documents accompanies this Notice of Award, or has been transmitted or made available to Bidder electronically.

Drawings will be delivered separately from the other Contract Documents.

You must comply with the following conditions precedent within 15 days of the date of receipt of this Notice of Award:

- 1. Deliver to Owner three counterparts of the Agreement, signed by Bidder (as Contractor).
- 2. Deliver with the signed Agreement(s) the Contract security (such as required performance and payment bonds) and insurance documentation, as specified in the Instructions to Bidders and in the General Conditions, Articles 2 and 6.
- 3. Other conditions precedent (if any): None

Failure to comply with these conditions within the time specified will entitle Owner to consider you in default, annul this Notice of Award, and declare your Bid security forfeited.

Within 10 days after you comply with the above conditions, Owner will return to you one fully signed counterpart of the Agreement, together with any additional copies of the Contract Documents as indicated in Paragraph 2.02 of the General Conditions.

Owner: Faribault Public Schools

By (signature): _____

Name (printed): _____

Title: _____

Copy: Engineer



MINNESOTA STATE ACADEMIES FOR THE DEAF AND THE BLIND

615 Olof Hanson Drive, Faribault MN 55021 (507) 384-6600 www.msa.state.mn.us

Minnesota State Academies and Faribault Public School District Tuition Agreement 2022-2023

WHEREAS, the Faribault School District #656, hereinafter referred to as Faribault School District, and the Minnesota State Academy for the Blind and Minnesota State Academy for the Deaf, hereinafter referred to as Minnesota State Academies (District #160), have entered into a positive relationship for the education of students with disabilities.

WHEREAS, the Board of the Minnesota State Academies and the School Board of the Faribault School District wish to maintain this positive relationship,

NOW THEREFORE:

Be it resolved that the Faribault School District, as authorized by M.S. 125A.65, Subdivision 5, will provide opportunities for learners who are enrolled in the Minnesota State Academies.

Be it resolved that the Board of the Minnesota State Academies, in accordance with M.S. 125A.65, Subdivision 6, has determined that no tuition will be charged to the Faribault School District for students enrolled at the Minnesota State Academies who are residents of the Faribault School District.

Be it resolved that the School Board of Faribault School District, in accordance with M.S. 125A.65, Subdivision 6, has determined that no tuition will be charged to the Minnesota State Academies for students attending classes at the Faribault School District.

This resolution shall be in effect for the 2022-2023 school year.

RECOMMENDED BY
THE MINNESOTA STATE ACADEMIES – DISTRICT #160

BY _____

TITLE: Superintendent

DATE _____

APPROVED
FARIBAULT SCHOOL DISTRICT #656

BY _____

TITL: Board Chair

DATE _____

APPROVED
MINNESTOA STATE ACADEMIES BOARD

BY _____

TITLE: Board Chair

DATE _____

School Nutrition Programs

Agreement for Vended Meals Provided by a School Food Authority

School Year

This agreement is for a School Food Authority (SFA) that participates in School Nutrition Programs (SNP) to obtain reimbursable SNP meals from another SFA, which is referred to in this contract as the "Vendor". An *Agreement for Vended Meals Provided by a School Food Authority* must be completed each school year that the Vendor will provide meals to the SFA. This agreement template may not be used to obtain SNP meals from a commercial vendor.

Meal charges are based on the Vendor recouping at least the estimated costs of providing the meals or snacks. If actual costs are not available, the charge may be based on the total federal reimbursement that could be received for the meal or snack including the value of USDA Foods if applicable.

Competitive quotes are not needed when SNP meals will be obtained from another SFA. The Vendor and SFA may directly negotiate meal prices without additional, competitive quotes.

I. Purpose and Term

"School Food Authority" or "SFA" means the school food authority that will receive the meals and claim the meals for SNP reimbursements under the SFA's agreement with the Minnesota Department of Education (MDE).

"Vendor" means the school food authority that will provide the SNP meals.

This contract, between School Food Authority (SFA):

SFA's Cyber-Linked Interactive Child Nutrition System (CLICS) Sponsor Identification Number:

and Vendor :

SFA's Cyber-Linked Interactive Child Nutrition System (CLICS) Sponsor Identification Number:

authorizes that the Vendor will provide meals, snacks or milk in accordance with this agreement and the federal regulations and policies applicable to the U.S. Department of Agriculture (USDA) Child Nutrition program(s) identified in Section II of this contract.

The contract is effective for the period of: _____ through _____.

Vendor will provide meals to SFA site(s) listed below or on an attached list.

Site Name	Site Address	CLICS Number (if known)

SFA will notify Vendor SFA with _____ days' notice of changes to sites.

If all sites do not receive the same types of meals, describe differences between sites here:

All sites receive same option.

II. Meal Requirements

A. Vendor will provide meals, snacks and/or milk that meet applicable School Nutrition Programs requirements, including revised requirements from the Healthy, Hunger-Free Kids Act of 2010 (check all programs that apply):

Lunches meeting National School Lunch Program requirements,* 7 Code of Federal Regulations (CFR) 210.

Breakfasts meeting School Breakfast Program requirements, 7 CFR 220.

Snacks meeting Afterschool Care Snacks requirements, 7 CFR 210.

Milk meeting Special Milk Program requirements, 7 CFR 215 / Minnesota Kindergarten Milk Program.

Other (describe):

B. Vendor will provide meals to SFA in the following manner:

Unitized meals.

Bulk quantities accompanied by written instructions regarding the planned portion size for each food component.

C. Vendor will also provide (check all that apply):

Eating Utensils.

Condiments.

Paper Items. **Paper goods (and plastic eating utensils as needed) for meals are included in the price stated in contract).**

Extra Milk.

Transportation Containers. Transportation containers will be delivered via FPS courier.

Other, describe:

III. Meal Charges and Billing

- A. SFA will pay the following fixed prices for meals that meet program requirements and are delivered in accordance with the agreement. The fixed prices are the total amount due from SFA for each meal type; Vendor will not charge other fees, or request reimbursement of any costs, in addition to the fixed meal prices.

Meal charges are based on the use of all commercial foods. Meal prices have *not* been reduced to reflect the value of SFA's USDA Foods. SFA will receive credit for its USDA Foods entitlement value as described in Section V.

Breakfast \$ **\$2.77**

Snack \$

Lunch \$ **\$3.23**

Meals (check one): include milk do not include milk

If applicable, describe other charges such as for extra milk, adult meals, and adjustments to meals to accommodate special dietary needs:

Vendor SFA will bill SFA as described (include frequency of billing):
-Invoices will be generated monthly and submitted to Faribault Head Start via email.
-Meal counts served will be provided daily to FPS.
Breakfast meals provided will only be billed for meals served.

NOTE: Neither the Minnesota Department of Education (MDE) nor USDA assumes any liability for meal payments.

IV. Substitutions and Modifications for Medical or Special Dietary Needs

Vendor will substitute or modify food or beverage items as requested by SFA for students with medical or special dietary needs as specified by SFA. SFA is responsible to obtain and maintain any documentation required for SFA to claim program reimbursements.

If Vendor incurs additional costs for substitutions specified by SFA that exceed the regular meal payments, Vendor may request reimbursement from SFA for the additional costs. Neither SFA nor Vendor may charge any additional amounts to students who qualify for substitutions.

A. Substitutions or Modifications for Students with Disability – Federal Requirement

Vendor will provide substitutions or modifications to meals, as specified by SFA, for students with a disability that restricts their diet so that they are unable to consume the regular program meals. SFA is responsible to obtain the *Special Diet Statement* for the student that is required for SFA to claim program reimbursement for the meals.

B. Lactose-Reduced Milk for Students with Lactose Intolerance – State Requirement

Vendor will make available at least one of the following types of lactose-reduced milk specified in Minnesota Statutes section 124D.114 for lactose-intolerant students whose parents have submitted written requests: lactose-reduced milk; milk fortified with lactase in liquid, tablet, granular, or other form; or milk to which lactobacillus acidophilus has been added. A portion of a lactose-reduced milk product may be poured or served from a large container. SFA is responsible to maintain the written requests on file.

C. Meal Substitutions for Students without Disability (Optional)

If this box is checked, SFA has established a policy as allowed by School Nutrition Programs to offer meal substitutions that are within the meal pattern on a case-by-case basis for *students who do not have a disability* but who have special dietary needs. SFA will specify the required substitutions to Vendor.

D. Non-Dairy Fluid Milk Substitutes (Optional)

If this box is checked, SFA has established a policy as allowed by School Nutrition Programs to offer one or more *non-dairy fluid milk substitutes that are nutritionally equivalent to cow's milk* to students with a medical or other special dietary need. Vendor will provide non-dairy fluid milk substitute(s) in accordance with SFA's policy. SFA will maintain the written requests that are required to claim program reimbursement for non-dairy fluid milk substitutes.

V. USDA Foods

SFA's USDA Foods entitlement value for the school year is \$ _____ . SFA will permit MDE to transfer SFA's entitlement value for the school year to Vendor. Vendor will credit SFA for SFA's USDA Foods based on SFA's entitlement value.

Vendor will provide credits for USDA Foods to SFA at this frequency (check one):

On the monthly invoice, in the set monthly credit amount based on SFA's entitlement value shown above divided by SFA's number of operating months.

SFA's number of operating months:

Monthly credit that will be provided by Vendor (total entitlement divided by the number of operating months): \$

Other frequency

At the end of the contract year.

VI. Ordering and Delivering

A. SFA or sites will notify Vendor in advance of the number of meals needed.

Vendor will use an organized system for receiving orders for delivery adjustments; documenting orders for delivery adjustments; adjusting production levels, if necessary; ensuring that delivery receipts are changed to reflect adjusted meal orders; and ensuring that adjusted meal orders for each site are correctly packaged and loaded for delivery.

Indicate deadline(s) for SFA or sites to send meal orders (such as by a set time on the previous day or the same day of the meal service) and how notice will be provided, by e-mail, telephone or in person. Indicate timeline(s) for increasing and decreasing an order that has been made. If more than one site, indicate any differences between sites. Describe here, or reference here to attached information:

B. Vendor will deliver meals as described. Include time(s) for each site.

(For each meal service, indicate time that meal will be delivered or picked up by SFA. If more than one site, indicate for each site.) Describe here, or reference here to attached information:

C. Responsibility for transport containers:

(Indicate whether Vendor or SFA will be responsible for cleaning transport containers and, if applicable, schedule for Vendor to pick up or SFA/Site to return transport containers. If more than one site, indicate any differences between sites.)

Describe here, or reference here to attached information:

D. Other:

VII. Recordkeeping and Availability of Records

A. Vendor agrees to maintain full and accurate records, which are required for SFA to claim reimbursements through School Nutrition Programs. Required records include: 1) daily menu records; 2) daily quantities of food prepared, by type of meal; 3) daily number of meals furnished, by type of meal.

B. Vendor and SFA agree that books and records pertaining to Vendor SFA's food service fund will be made available to SFA upon request and agrees to retain all records for inspection and audit by representatives of

SFA, MDE, USDA, and U.S. General Accounting Office, at any reasonable time and place for a period of three (3) years after the final payment for the contract, except that in circumstances where audit findings have not been resolved the records must be retained beyond the three-year period until resolution of the audit.

VIII. Health and Sanitation

- A. All food will be properly stored, prepared, packaged and transported free of contamination and at appropriate temperatures.
- B. SFA will not pay for meals or snacks that are unwholesome or spoiled at time of delivery.

IX. SFA Control of Food Service

SFA will maintain overall responsibility for administration of the food service, in accordance with SNP regulations and policies.

SFA will:

- A. Retain control of the quality, extent and general nature of the food service, including counting the numbers of reimbursable meals and claiming SNP reimbursement from MDE.
- B. Retain control of the nonprofit food service account, overall financial responsibility for the nonprofit food service operation, and meal prices.
- C. Ensure that the food service operation is in conformance with SFA's agreement with MDE to participate in SNP.
- D. Maintain all applicable health certifications for SFA site(s).
- E. Monitor vended meals to ensure the food service is in conformance with program regulations.

X. Termination

Either party may terminate this contract for cause by notice in writing as described:

Notice of termination shall be provided in writing no less than 60 days prior to termination.

The contract may be terminated for convenience (no cause) if the parties mutually agree to terminate for convenience.

XI. Additional Provisions at Option of SFA and Vendor

Describe additional provisions here, or reference here to additional attached nonfinancial provisions:

Agreement for Vended Meals Provided by a School Food Authority

Signatures

SFA Name:

Authorized Representative:

Title:

Signature of Authorized Representative:

Date:

Vendor Name:

Authorized Representative:

Title:

Signature of Authorized Representative:

Date:



710 17th St. SW, Faribault, MN 55021

Office: 507-333-6000 | Fax: 507-333-6050

MEMORANDUM

Date: June 20, 2022

TO: Finance Committee

From: Scott Gerdes, Director of Finance and Operations

RE: FY 2023 Worker's Compensation Insurance Renewal

Please consider approval of the Work Comp Premium from RTW Insurance. This renewal is 112,515 dollars or 29 percent lower than FY2022. This year our premium was 386,925 dollars compared to \$274,410 for next year. The two main reason for this savings is enhanced safety and return to work processes we have put in place as well as a .19 reduction in our Experience Modification Rate (EMR)



Pay-As-You-Go Payment Option

State Auto's Pay-As-You-Go payment option for qualifying Workers' Compensation policies means you pay premium based on actual payroll instead of an estimate.

When you elect Pay-As-You-Go, only taxes and applicable fees are due when you purchase your policy, instead of a down payment. Then, you pay only what you need as you go!

If your policy qualifies for Pay-As-You-Go, you can select this option at the time of policy issuance.

Eligibility requirements for Pay-As-You-Go include:

1. Policies with premium greater than or equal to \$2,500.
2. No more than 25 locations.
3. Account set up for automatic payment option via a credit/debit card or ACH account.

Please review the procedures for Pay-As-You-Go:

1. The Primary Contact listed on the policy must register for a State Auto Customer Connect account for access to policy information and to enter payroll information when due.
2. The policy issued with Pay-As-You-Go will be set up for automatic payments, and premium will be charged to the credit/debit card or ACH account on file.
3. Applicable taxes and fees are paid at the time of policy issuance.
4. The Primary Contact listed on the policy is responsible for entering payroll information by the due date for each reporting period. The due date will be 10 days after the end of the payroll reporting period.
5. When it is time to enter payroll, the Primary Contact listed on the policy will receive notifications and reminders at the email address provided on the policy.
6. If you do not enter payroll by the due date, your preferred method of payment will be charged a premium amount based on estimated monthly payroll.
7. All policies are subject to final audit at the end of the policy term at which time premium adjustments may be made.

If you have questions, please ask your agent.



Workers' Compensation And Employers' Liability

Quote Proposal

Quote is provided by the following State Auto Company:
State Auto Property and Casualty Insurance Company

Heartman Agency, Inc.
1635 Greenview Dr SW
Rochester, MN 55902-4306
(507) 288-3834

Quote Date: 06/03/2022
Quote Number: 159106410J
Effective Date: 07/01/2022
Expiration Date: 07/01/2023

Total Policy Premium

\$274,410.00

Named Insured:
INDEPENDENT SCHOOL DISTRICT #656

Contact your independent
agent at (507) 288-3834.

Workers' Compensation Insurance

Part One of the policy applies to the Workers' Compensation Law of the states listed here:
MN

Employers' Liability Insurance

Part Two of the policy applies to work in each state listed in Item 3.A. The limits of our liability under Part Two are:

Coverage	Limit	
Bodily Injury By Accident	\$500,000	Each Accident
Bodily Injury By Disease	\$500,000	Each Employeee
Bodily Injury By Disease	\$500,000	Policy Limit

Other States Insurance

Part Three of the policy applies to the states, if any, listed here:
All states except AK, CA, HI, LA, ME, ND, NH, NY, OH, OR, RI, VT, WA, WY and states designated in Item 3.A. of the Information Page.

Classification and Premium Schedule

Locations

Loc #	Location Address
1	2800 1ST AVE NW, FARIBAULT, MN 55021-1909
2	330 9TH AVE SW, FARIBAULT, MN 55021-5958
3	930 4TH AVE NW, FARIBAULT, MN 55021-4234
4	922 HOME PL, FARIBAULT, MN 55021-6633

Loc #	Location Address
5	205 2ND ST N, NERSTRAND, MN 55053-4404
6	704 17TH ST SW, FARIBAULT, MN 55021-5518
7	2855 1ST AVE NW, FARIBAULT, MN 55021-1908
8	925 PARSHALL ST, FARIBAULT, MN 55021-3921
9	510 LINCOLN AVE NW, FARIBAULT, MN 55021-4722
10	1051 FARIBAULT RD, FARIBAULT, MN 55021-6665
11	710 17TH ST SW, FARIBAULT, MN 55021-5518
12	1805 ALEXANDER DRIVE, FARIBAULT, MN 55021

Minnesota

INDEPENDENT SCHOOL DISTRICT #656 - Unemployment ID: 000007973431000

Rate Period: 07/01/2022 to 07/01/2023

Loc #	Description	Code	Basis	Rate	Estimated Premium
1	School - Professional Employees & Clerical	8868	If Any	\$0.55	\$0.00
	School - All Other Employees	9101	If Any	\$5.21	\$0.00
Total By Location					\$0.00
Loc #	Description	Code	Basis	Rate	Estimated Premium
2	School - Professional Employees & Clerical	8868	\$7,015,475	\$0.55	\$38,585.00
	School - All Other Employees	9101	\$403,310	\$5.21	\$21,012.00
Total By Location					\$59,597.00
Loc #	Description	Code	Basis	Rate	Estimated Premium
3	School - Professional Employees & Clerical	8868	\$1,858,009	\$0.55	\$10,219.00
	School - All Other Employees	9101	\$48,019	\$5.21	\$2,502.00
Total By Location					\$12,721.00
Loc #	Description	Code	Basis	Rate	Estimated Premium
4	School - Professional Employees & Clerical	8868	\$3,400,291	\$0.55	\$18,702.00
	School - All Other Employees	9101	\$46,280	\$5.21	\$2,411.00
Total By Location					\$21,113.00
Loc #	Description	Code	Basis	Rate	Estimated Premium
5	School - Professional Employees & Clerical	8868	If Any	\$0.55	\$0.00
	School - All Other Employees	9101	If Any	\$5.21	\$0.00
Total By Location					\$0.00

Loc #	Description	Code	Basis	Rate	Estimated Premium
6	School - Professional Employees & Clerical	8868	\$5,260,829	\$0.55	\$28,935.00
	School - All Other Employees	9101	\$158,019	\$5.21	\$8,233.00
	Total By Location				\$37,168.00
Loc #	Description	Code	Basis	Rate	Estimated Premium
7	School - Professional Employees & Clerical	8868	\$700,055	\$0.55	\$3,850.00
	School - All Other Employees	9101	\$45,739	\$5.21	\$2,383.00
	Total By Location				\$6,233.00
Loc #	Description	Code	Basis	Rate	Estimated Premium
8	School - Professional Employees & Clerical	8868	\$3,778,464	\$0.55	\$20,782.00
	School - All Other Employees	9101	\$178,122	\$5.21	\$9,280.00
	Total By Location				\$30,062.00
Loc #	Description	Code	Basis	Rate	Estimated Premium
9	School - Professional Employees & Clerical	8868	\$4,116,151	\$0.55	\$22,639.00
	School - All Other Employees	9101	\$98,021	\$5.21	\$5,107.00
	Total By Location				\$27,746.00
Loc #	Description	Code	Basis	Rate	Estimated Premium
10	School - Professional Employees & Clerical	8868	\$10,000	\$0.55	\$55.00
	School - All Other Employees	9101	If Any	\$5.21	\$0.00
	Total By Location				\$55.00
Loc #	Description	Code	Basis	Rate	Estimated Premium
11	School - Professional Employees & Clerical	8868	\$4,674,181	\$0.55	\$25,708.00
	School - All Other Employees	9101	\$327,163	\$5.21	\$17,045.00
	Total By Location				\$42,753.00
Loc #	Description	Code	Basis	Rate	Estimated Premium
12	School - Professional Employees & Clerical	8868	If Any	\$0.55	\$0.00
	School - All Other Employees	9101	If Any	\$5.21	\$0.00
	Total By Location				\$0.00
Loc #	Description	Code	Basis	Rate	Estimated Premium
	Total Manual Premium				\$237,448.00
	Employers' Liability Increased Limits Factor	9807		0.80%	\$1,900.00
	Total Subject Premium				\$239,348.00
	Experience Modifier	9898		1.430	\$102,920.00
	Total Modified Premium				\$342,268.00
	Schedule Rating Modifier	9887		0.850	(\$51,340.00)
	Total Standard Premium				\$290,928.00

Loc #	Description	Code	Basis	Rate	Estimated Premium
	Premium Discount	0063		9.47%	(\$27,565.00)
	Expense Constant	0900			\$200.00
	Terrorism	9740	\$32,118,128	\$0.005	\$1,606.00
	Estimated Annual Premium				\$265,169.00
	State Surcharges /Assessments				
	MN SCF Surcharge	0174			\$9,241.00
	MN WCRA Assessment	0988		0.0000%	\$0.00
Minnesota Total Premium					\$274,410.00

The premium shown above is based on the data you have provided us and information we gathered from third parties. Please be advised the quoted premium is subject to change if any information is amended prior to issuing the policy.

The premium for this policy will be determined by our manual rules, classifications, rates, and rating plans. All information is subject to verification and change by audit.

This is only a short example of Coverages and limits that are available. This is not a contract, policy, binder, nor a recommendation of coverages. The policy and endorsements provide a complete statement of the terms and conditions applicable to all coverages and limits. If you have any questions, please contact my office.

Payment Options

Due Now \$22,885.79

Full Pay

Semi-Annual Pay

Quarterly Pay

Monthly Pay



**POLICYHOLDER DISCLOSURE NOTICE OF
TERRORISM INSURANCE COVERAGE**

Coverage for acts of terrorism is included in your policy. You are hereby notified that the Terrorism Risk Insurance Act, as amended in 2019, defines an act of terrorism in Section 102(1) of the Act: The term “act of terrorism” means any act or acts that are certified by the Secretary of the Treasury—in consultation with the Secretary of Homeland Security, and the Attorney General of the United States—to be an act of terrorism; to be a violent act or an act that is dangerous to human life, property, or infrastructure; to have resulted in damage within the United States, or outside the United States in the case of certain air carriers or vessels or the premises of a United States mission; and to have been committed by an individual or individuals as part of an effort to coerce the civilian population of the United States or to influence the policy or affect the conduct of the United States Government by coercion. Under your coverage, any losses resulting from certified acts of terrorism may be partially reimbursed by the United States Government under a formula established by the Terrorism Risk Insurance Act, as amended. However, your policy may contain other exclusions which might affect your coverage, such as an exclusion for nuclear events. Under the formula, the United States Government generally reimburses 80% beginning on January 1, 2020, of covered terrorism losses exceeding the statutorily established deductible paid by the insurance company providing the coverage. The Terrorism Risk Insurance Act, as amended, contains a \$100 billion cap that limits U.S. Government reimbursement as well as insurers’ liability for losses resulting from certified acts of terrorism when the amount of such losses exceeds \$100 billion in any one calendar year. If the aggregate insured losses for all insurers exceed \$100 billion, your coverage may be reduced.

The portion of your annual premium that is attributable to coverage for acts of terrorism is “*Refer to Classification and Premium Schedule*”, and does not include any charges for the portion of losses covered by the United States government under the Act.

This page is intentionally left blank



710 17th St. SW, Faribault, MN 55021

Office: 507-333-6000 | Fax: 507-333-6050

MEMORANDUM

Date: June 20, 2022

TO: Finance Committee

From: Scott Gerdes, Director of Finance and Operations

RE: FY 2023 Property and Liability Insurance Renewal

Please consider approval of the Property and Liability Premium from Selective Insurance. This renewal is 31,607 dollars or 18.7 percent higher than FY2022. Of this increase about 14,200 were part of the annual increase based on building costs and the balance was an increase to bring our overall insured value to 200 million dollars.

SELECTIVE

BE UNIQUELY INSUREDSM

Quotation of Commercial Insurance

Prepared for:
INDEPENDENT SCHOOL DISTRICT #656
PO BOX 618
FARIBAULT, MN 550210618

Presented By:
HEARTMAN AGCY INC

Proposal Print Date:06/03/2022

SELECTIVE

BE UNIQUELY INSUREDSM

Quotation of Commercial Insurance
Schools
Renewal

Prepared for:
INDEPENDENT SCHOOL DISTRICT #656
PO BOX 618
FARIBAULT, MN 550210618

Presented By:
HEARTMAN AGCY INC

The following quotation of insurance has been developed for the above captioned risk.
IT IS AGREED AND UNDERSTOOD NO COVERAGE HAS BEEN BOUND.

This quotation will expire after (30) days Or the effective date of requested coverages unless otherwise notified.

Proposal Print Date: 06/03/2022
Underwritten By:
Selective Ins Co of America



PROVIDING UNIQUE INSURANCE SOLUTIONS SINCE 1926

Since its founding, Selective has built a reputation for providing unique insurance solutions backed by outstanding customer service. This reputation has been rewarded with an “A” (Excellent) Rating from AM Best for more than 9 decades.

Today, **Selective Insurance Group, Inc.** is a holding company for 10 property and casualty insurance companies that partner with independent agents to offer standard and specialty insurance for commercial and personal risks. Selective invites its customers to Be Uniquely Insured in partnership with independent agents, who together deliver a best-in-class customer experience.

Headquartered in Branchville, New Jersey since 1926, Selective employs a diverse workforce of more than 2,300 engaged professionals. As the 41st largest U.S. property & casualty group in 2020 (per AM Best), Selective is a super-regional insurance carrier with Commercial Lines in 27 states, Personal Lines in 15 states, Excess & Surplus Lines in 50 states, while being the 3rd largest “Write Your Own” insurance carrier in the National Flood Insurance Program.

Selective’s unique position as both a leading insurance group and an employer of choice is recognized in a wide variety of awards and honors, including a listing in the Fortune 1000 and being named one of “America’s Best Mid-Size Employers” in 2019 by *Forbes Magazine*.

SELECTIVE
BE UNIQUELY INSURED®

© 2020 Selective Ins. Group, Inc., Branchville, NJ. Products vary by jurisdiction, terms and conditions and are provided by Selective Ins. Co. of America and its insurer affiliates. Details at selective.com/about/affiliated-insurers.aspx. SI-20-287

HERE'S WHAT YOU CAN EXPECT AS A BUSINESS CUSTOMER WITH SELECTIVE.

PRIOR TO POLICY ISSUED



Top Quality Agent



Safety Management Survey¹

- Comprehensive Risk Advice
- Help Identify Unknown Risks
- A local team from Selective working in partnership with your agent

AS A SELECTIVE CUSTOMER



Welcome Email



Digital Policy



Mobile App & Web Portal

- Sign up for [Online Access](#)
- View Policies, Bills, Auto ID Cards²
- Manage Account 24/7



Safety Management Evaluation



Safety Management Service Visit



License Verification with Atlas Certified

- Review Risk Mitigation Efforts
- [Online Tools & Videos](#)
- Validate Credentials and Increase Compliance



Electronic Billing Alerts



Automatic Payment Options

- Via Email, Text³, [Mobile App](#)³
- Checking/Savings Account, Credit/Debit Cards
- Various Flexible Payment Plans
- Pay as You Go⁴



Extended Hours Contact Center



Instant Customer Recognition

- Pay via Phone 24/7
- Communication via Phone, Email, Chat



Selective[®] Drive

- [Selective[®] Drive Mobile App](#)
- Reduce Distracted/Careless Driving
- Track Driver Locations
- Fleet Route Optimization



Customer Preferences



Proactive Messages



Recall Alerts

- Choice of Communication Channel
- Billing, Claims & Policy Notifications
- Customized Weather Alerts
- Product & Auto Recalls



Accident Claim



Upload Claim Photos with EZ Write



48-Hour Payment with SWIFTClaimSM

- Multiple Claim Reporting Options
- Unlimited Photo Upload
- Payment Within Two Days⁵



Proof of Insurance via Mobile App

- Instant Access to Proof of Insurance
- Locate Key Service Providers



Automatic Renewal Options

- Convenient Automatic Renewals
- Multi-Line Product Discount Opportunities

¹ Available for selected Commercial Lines Customers

² Where Allowable by State

³ Coming in 2019

⁴ With PaySync[®] Products

⁵ Only for SWIFTClaimSM

Quotation of Commercial Insurance
INDEPENDENT SCHOOL DISTRICT #656
Quote # 56778604
Policy Period: 07/01/22 to 07/01/23

Table Of Contents

	<u>Page #</u>
Premium Summary.....	6
Premium Recap.....	7
Location Schedule.....	10
Automobile Schedule.....	11
Inland Marine Schedule of Equipment.....	12
Commercial Output Program (COP).....	13
Inland Marine.....	17
General Liability.....	18
Abuse or Molestation.....	19
Automobile.....	20
Umbrella.....	24
School Board Legal Liability (SBLL).....	25
Billing Information.....	26
Terrorism (Certified Acts) Information.....	27
IN0584 1220.....	Appendix I
IN0234 0219.....	Appendix II
IN1012 1021.....	Appendix III
IN1013 1021.....	Appendix IV
Schools General Liability Extension Coverage.....	Appendix V
Schools Auto Extension Coverage.....	Appendix VI

This non-binding proposal is only a summary of premium. It is not a guarantee that the actual premium will not exceed the amount of the proposal. No coverage is provided by this summary nor does it replace any provisions of the final policy. For specific terms and restrictions, refer to the individual policy and coverage forms.

Quotation of Commercial Insurance
INDEPENDENT SCHOOL DISTRICT #656
Quote # 56778604
Policy Period: 07/01/22 to 07/01/23

Premium Summary

<u>Coverage</u>	<u>Premium</u>
Commercial Output Program (COP)	\$138,375.98
Inland Marine	\$7,852.00
General Liability	\$7,932.00
Abuse or Molestation	\$15,905.00
Automobile	\$3,694.00
Umbrella	\$13,198.00
School Board Legal Liability (SBLL)	\$13,611.00
Total Premium	\$200,567.98

This non-binding proposal is only a summary of premium. It is not a guarantee that the actual premium will not exceed the amount of the proposal. No coverage is provided by this summary nor does it replace any provisions of the final policy. For specific terms and restrictions, refer to the individual policy and coverage forms.

Quotation of Commercial Insurance
INDEPENDENT SCHOOL DISTRICT #656
Quote # 56778604
Policy Period: 07/01/22 to 07/01/23

Line Of Business Premium Recap

COP Premium Totals

<u>Coverages</u>	<u>Premium</u>
BLDG/BPP	\$96,233.00
Equipment Breakdown	\$37,002.00
Mun Tax/Surc	\$437.98
Terrorism (Certified Acts)	\$4,665.00
GreenPac® Property Increased Cost	\$28.00
GreenPac® Soft Costs	\$10.00
<hr/>	
Grand Total LOB Premium	\$138,375.98

Inland Marine Premium Totals

<u>Coverages</u>	<u>Premium</u>
Commercial Articles	\$227.00
Signs	\$180.00
Electronic Information Systems	\$4,737.00
Contractors Equipment	\$1,400.00
Misc Property	\$1,042.00
Terrorism (Certified Acts)	\$266.00
<hr/>	
Grand Total LOB Premium	\$7,852.00

General Liability Premium Totals

<u>Coverages</u>	<u>Premium</u>
Premises Operations	\$6,562.00
Products/Completed Operations	\$186.00
Employee Benefits Program	\$304.00
Terrorism (Certified Acts)	\$268.00
Data Compromise	\$200.00
Schools General Liability Extension Coverage	\$412.00
<hr/>	

This non-binding proposal is only a summary of premium. It is not a guarantee that the actual premium will not exceed the amount of the proposal. No coverage is provided by this summary nor does it replace any provisions of the final policy. For specific terms and restrictions, refer to the individual policy and coverage forms.

Quotation of Commercial Insurance
INDEPENDENT SCHOOL DISTRICT #656
Quote # 56778604
Policy Period: 07/01/22 to 07/01/23

Grand Total LOB Premium \$7,932.00

Abuse or Molestation Premium Totals

<u>Coverages</u>	<u>Premium</u>
Occurrence	
Schools Abuse or Molestation	
	\$15,905.00
<hr/>	
Grand Total LOB Premium	\$15,905.00

Automobile Premium Totals

<u>Liab Coverages</u>	<u>Premium</u>	<u>Phy Dmg Coverages</u>	<u>Premium</u>
Liability	\$719.00	Comprehensive	\$560.00
No-fault/pip	\$111.00	Collision	\$670.00
UM/UIM (BI/CSL)	\$108.00	Hired Comp	\$25.00
UIM (BI/PD)	\$359.00		
Excess Hired	\$46.00		
Non-owned	\$847.00		
Terrorism Premium	\$125.00		
Schools Auto Extension Coverage	\$124.00		
Liability Total Premium	\$2,439.00	Phy Dmg Total Premium	\$1,255.00
<hr/>		<hr/>	
Grand Total LOB Premium		\$3,694.00	

Umbrella Premium Totals

<u>Coverages</u>	<u>Premium</u>
Terrorism (Certified Acts)	\$446.00
Umbrella	\$12,752.00
<hr/>	
Grand Total LOB Premium	\$13,198.00

This non-binding proposal is only a summary of premium. It is not a guarantee that the actual premium will not exceed the amount of the proposal. No coverage is provided by this summary nor does it replace any provisions of the final policy. For specific terms and restrictions, refer to the individual policy and coverage forms.



Quotation of Commercial Insurance
 INDEPENDENT SCHOOL DISTRICT #656
 Quote # 56778604
 Policy Period: 07/01/22 to 07/01/23

School Board Legal Liability Premium Totals

<u>Coverages</u>	<u>Premium</u>
School Board Legal Liability	\$12,328.00
Loss of Wages	\$1,233.00
Non Monetary Damages	Included
Limited Civil Legal Expense	\$50.00
<hr/>	
Grand Total LOB Premium	\$13,611.00

This non-binding proposal is only a summary of premium. It is not a guarantee that the actual premium will not exceed the amount of the proposal. No coverage is provided by this summary nor does it replace any provisions of the final policy. For specific terms and restrictions, refer to the individual policy and coverage forms.

Quotation of Commercial Insurance
INDEPENDENT SCHOOL DISTRICT #656

Quote # 56778604

Policy Period: 07/01/22 to 07/01/23

Policy Location Schedule

<u>Loc#</u>	<u>Bldg#</u>	<u>Street</u>	<u>City</u>	<u>State</u>	<u>Zip</u>
001	001	330 9TH AVE SW	FARIBAULT	MN	55021
001	002	330 9TH AVE SW	FARIBAULT	MN	55021
002	001	930 4TH AVE NW	FARIBAULT	MN	55021
003	001	510 LINCOLN AVE NW	FARIBAULT	MN	55021
004	001	922 HOME PL	FARIBAULT	MN	55021
005	001	SMITH FIELD NORTH ALEXANDER PK	FARIBAULT	MN	55021
005	002	SMITH FIELD NORTH ALEXANDER PK	FARIBAULT	MN	55021
005	003	SMITH FIELD NORTH ALEXANDER PK	FARIBAULT	MN	55021
005	004	SMITH FIELD NORTH ALEXANDER PK	FARIBAULT	MN	55021
006	001	205 2ND ST S	NERSTRAND	MN	55053
006	002	205 2ND ST S	NERSTRAND	MN	55053
007	001	2855 1ST AVE NW	FARIBAULT	MN	55021
007	002	2855 1ST AVE NW	FARIBAULT	MN	55021
007	003	2855 1ST AVE NW	FARIBAULT	MN	55021
008	001	704 AND 710 17TH ST SW	FARIBAULT	MN	55021
008	002	704 17TH ST SW	FARIBAULT	MN	55021
009	001	925 PARSHALL ST	FARIBAULT	MN	55021
012	001	1051 FARIBAULT RD	FARIBAULT	MN	55021

This non-binding proposal is only a summary of premium. It is not a guarantee that the actual premium will not exceed the amount of the proposal. No coverage is provided by this summary nor does it replace any provisions of the final policy. For specific terms and restrictions, refer to the individual policy and coverage forms.

Quotation of Commercial Insurance
INDEPENDENT SCHOOL DISTRICT #656
Quote # 56778604
Policy Period: 07/01/22 to 07/01/23

Policy Auto Schedule

<u>Veh #</u>	<u>State</u>	<u>Year</u>	<u>Make/Model</u>	<u>VIN</u>	<u>Comp Ded</u>	<u>Coll Ded</u>	<u>Premium</u>
006	MN	09	CHEVROLET/C7500 C7C042	1GBJ7C1G69F402276	500	500	\$250.00
008	MN	12	CHEVROLET/SILVERADO K21GC0KVCG4CF107201		500	500	\$237.00
009	MN	12	DOOLITTLE/DUMP TRAILER	1DGDP1424CM098306	500	500	\$43.00
010	MN	12	DOOLITTLE/UTILITY TRAI	1DGRS2024CM097897	500	500	\$43.00
011	MN	04	MERCURY/MOUNTAINEER	4M2ZU86W24ZJ43730	500	500	\$197.00
023	MN	18	RAM/PROMASTER 2500 250	3C6TRVDG8JE137677	500	500	\$331.00
024	MN	16	H&H/TRAILER	SJWVT162XJNS06358	500	500	\$34.00
026	MN	18	RAM/PROMASTER 2500 250	3C6TRVCG7JE142502	500	500	\$295.00
039	MN	21	KIA/FORTE	3KPF24AD4ME373715	500	500	\$414.00
040	MN	21	MITSUBISHI/OUTLANDER	SJA4ARUAU1MU010242	500	500	\$345.00
041	MN	20	RAM/1500 PROMASTER	3C6TRVNG6LE131989	500	500	\$338.00

This non-binding proposal is only a summary of premium. It is not a guarantee that the actual premium will not exceed the amount of the proposal. No coverage is provided by this summary nor does it replace any provisions of the final policy. For specific terms and restrictions, refer to the individual policy and coverage forms.

Quotation of Commercial Insurance
INDEPENDENT SCHOOL DISTRICT #656
Quote # 56778604
Policy Period: 07/01/22 to 07/01/23

Inland Marine Schedule of Equipment

<u>Item No</u>	<u>Description of Equipment</u>	<u>Limit of Insurance</u>
00001	1998 TORO WORKMAN D7202 #21000069	\$4,955.00
00008	2014 BOBCAT 5600 TOOLCAT	\$63,416.00
00009	TORO TRACTOR; GM5910 #410377038	\$103,425.00
00011	2018 ZERO TRUN MOWER; KUBOTA; ZD1211 #27941	\$12,880.00
00012	2011 ZERO TURN MOWER; SIMPLICITY #ET15674	\$8,000.00
00013	2018 LINE DRIVER 3900 LAZER; GRACO; 17H449 #3354	\$6,499.00
00014	2018 BOBCAT; BOBCAT; 5595 #B3NL16998	\$10,551.00
00015	2021 KUBOTA TRACTOR S#50492 L6060HSTC	\$46,000.00
00016	2020 KUBOTA ZERO TURN S#10939	\$9,272.00
00017	TOOLCAT S#AHG815183	\$23,035.00
00018	GROUDSMATER 1200 S#411527383	\$24,167.00
00019	KUBOTA WORKMAN HDX2 WD	\$26,743.00
	TOTAL	\$338,943.00

This non-binding proposal is only a summary of premium. It is not a guarantee that the actual premium will not exceed the amount of the proposal. No coverage is provided by this summary nor does it replace any provisions of the final policy. For specific terms and restrictions, refer to the individual policy and coverage forms.

Quotation of Commercial Insurance
INDEPENDENT SCHOOL DISTRICT #656
Quote # 56778604
Policy Period: 07/01/22 to 07/01/23

Commercial Output Program

Catastrophe Limit	Limit 216,814,323
 <u>Property Coverage Part</u>	
Coverage Limit Type	Blanket
Blanket Building Limit	202,639,021
Blanket Business Personal Property Limit	14,075,302
Valuation	RC
Policy Deductible	10,000
Consequential Loss	Inc in BPP Property Limit
Debris Removal - Additional Expense	100,000
Emergency Removal	365 Days
Fraud and Deceit	Inc in BPP Property Limit
GreenPac® Prop. Inc. Cost (Occur/Agg)	25,000/50,000
GreenPac® Soft Costs (Occur/Agg)	25,000/25,000
Damage from Theft	Inc in Cov Property Limit
Harvested Crops	25,000
Off Premises Utility Service Interruption	50,000
Overhead Transmission Lines	Excluded
Covered Utility:	
Power	
Tenants Building Glass Liability	Inc in BPP Property Limit
Additional Costs	250,000
BPP Seasonal Increase	25%
Brands or Labels Expense	50,000
Common Property Within Owned Buildings	25,000
Emp Theft (Inc Emp Benefit Plans)	100,000
Forgery or Alterations	100,000
Forged Credit Card Written Instrument	50,000
Money & Securities - Inside the Premises	25,000
Money & Securities - Outside the Premises	15,000
Money Orders & Counterfeit Paper Currency	5,000
Expediting Expense	50,000
Fire Department Service Charge	25,000
Inventory & Appraisal Expenses	50,000
Legal Liability-Building	100,000

This non-binding proposal is only a summary of premium. It is not a guarantee that the actual premium will not exceed the amount of the proposal. No coverage is provided by this summary nor does it replace any provisions of the final policy. For specific terms and restrictions, refer to the individual policy and coverage forms.

Quotation of Commercial Insurance
INDEPENDENT SCHOOL DISTRICT #656
Quote # 56778604
Policy Period: 07/01/22 to 07/01/23

Lock Replacement Coverage	10,000
Members & Guests Property (Max \$5,000 per Ind)	50,000
Non-Owned Detached Trailers	50,000
Ornamental Gardens & Landscape Display	25,000
Outdoor Property	75,000
Personal Effects	25,000
Personal Effects of Students Any One Student limit	5,000
Personal Effects of Students Any One Occurrence Limit	100,000
Personal Prop of Others - Valuation	Up to Replacement Cost
Pollutant Cleanup & Removal	50,000
Property Off Premises	100,000
Recharge of Fire Extinguishing Equip	50,000
Rewards	25,000
Sewer Backup Water Below Surface	100,000
Ordinance or Law - Undamaged Parts of a Building	Included in Bldg Limit
Ordinance or Law - Increased Cost to Repair or Demolish	1,000,000
Undrgrd Pipes, Plngs, Brdgs & Rdwys	250,000
Outdoor Fences Limitation	100,000
Outdoor Signs Limitation	100,000
Roof Protection	1,000
Specified Appurtenant Structures	100,000
Underground Fiber Optic Cable Any One Occurrence	10,000
Underground Fiber Optic Cable Any One Policy Year	50,000
Accounts Receivable	100,000
Elect or Magn Disturbance of Computers	Inc in BPP Property Limit
Power Supply Disturbance of Computers	Inc in BPP Property Limit
Fine Arts	100,000
Off Premises Computers	25,000
Property in Transit	50,000
Property on Exhibition	50,000
Sales Representative Samples	50,000
Software Storage	50,000
Valuable Papers	100,000
Virus and Hacking Coverage - Limit Any One Occurrence	25,000
Virus and Hacking Coverage - Limit Any 12 Month Period	50,000
Furs (theft)	10,000
Jewelry (theft)	10,000
Stamps, Tickets, Letters of Credit	5,000

This non-binding proposal is only a summary of premium. It is not a guarantee that the actual premium will not exceed the amount of the proposal. No coverage is provided by this summary nor does it replace any provisions of the final policy. For specific terms and restrictions, refer to the individual policy and coverage forms.

Quotation of Commercial Insurance
INDEPENDENT SCHOOL DISTRICT #656
Quote # 56778604
Policy Period: 07/01/22 to 07/01/23

Installment Sales	100,000
Limited Fungus and Related Perils	50,000
Newly Built or Acquired Buildings	5,000,000
Personal Property - Acquired locations	2,000,000
Locations "You" Elect Not To Describe	100,000
Emergency Removal Expense	5,000

Income Coverage Part

Coverage Limit Type	Blanket
Blanket Limit	100,000
Waiting Period Deductible	72 Hours
Extra Expense Only	
Interruption by Civil Authority	30 Days
Period of Loss Extension	180 Days
Auto Physical Damage	25,000
Communicable Disease Extra Expense	25,000
Computer Virus and Hacking - Limit Any One Occ	25,000
Computer Virus and Hacking - Limit Any 12 Month Period	75,000
Computer Virus and Hacking - Waiting Period	12 Hours
Contract Penalty - Limit Any One Occurrence	100,000
Contract Penalty - Limit Any 12 Month Period	250,000
Dependent Locations	250,000
Emergency Vacating Expense	25,000
Food Contamination Shutdown	50,000
Ingress or Egress	50,000
Off Premises Utility Srvce Interruption	25,000
Service Int Waiting Period	12 Hours
Overhead Transmission Lines	Excluded
Covered Utility:	
Power	
Pollutant Clean Up and Removal	25,000
Property In Transit, On Exhibition or Custody of Sales Rep	25,000
Sewer Backup Water Below the Surface	100,000
Newly Built or Aquired Locations	500,000
Limited Fungus and Related Perils End	30 Days
Realty Tax	50,000

Equipment Breakdown Coverage Part

Property Damage Limit	Follows Property Coverage Limits
-----------------------	----------------------------------

This non-binding proposal is only a summary of premium. It is not a guarantee that the actual premium will not exceed the amount of the proposal. No coverage is provided by this summary nor does it replace any provisions of the final policy. For specific terms and restrictions, refer to the individual policy and coverage forms.

Quotation of Commercial Insurance
INDEPENDENT SCHOOL DISTRICT #656
Quote # 56778604
Policy Period: 07/01/22 to 07/01/23

Income Coverages Limit	Follows Income Coverage Limits
Income Coverage Options	
Coverage type	Extra Expense Only
Period of Loss Extension	180 Days
Deductibles	
Combined Property and Income	Follows Property Deductible
Animals Coverage	250,000
Defense Cost	Covered
Expediting Expense	250,000
Limited Fungus and Related Perils PD Cov	50,000
Limited Fungus and Related Perils - Income Coverage	30 Days
Ord or Law Undamaged Parts of Bldg	Follows Property Coverage Limits
Ord or Law (Incr Cst to Rpr/ Dmlsh & Clr Site)	Follows Property Coverage Limits
Off Premises Utility Service Interruption	Follows EB Income Coverage
Pollutants	250,000

Other

Premium

Terrorism Premium (Certified Acts)	\$4,665.00
------------------------------------	------------

Total COP Premium \$138,375.98

This non-binding proposal is only a summary of premium. It is not a guarantee that the actual premium will not exceed the amount of the proposal. No coverage is provided by this summary nor does it replace any provisions of the final policy. For specific terms and restrictions, refer to the individual policy and coverage forms.

Quotation of Commercial Insurance
INDEPENDENT SCHOOL DISTRICT #656
Quote # 56778604
Policy Period: 07/01/22 to 07/01/23

Inland Marine

Policy Level Coverages

	<u>Limit</u>	<u>Premium</u>
Contractors Equip		
Scheduled - (Ded \$500)	338,943	\$1,400.00
Miscellaneous Property		
NOC Unscheduled - Formula (Ded \$500)	172,224	\$1,042.00
One Item Limit	5,000	
Commercial Articles (Ded \$500)		
Cameras - Motion Pictures	200,000	\$170.00
Musical Instruments - Other Band	283,000	\$57.00
Virus or Harmful Code	50,000	\$.00

Location Level

Location 001/001 - 330 9TH AVE SW, FARIBAULT, MN

	<u>Limit</u>	<u>Premium</u>
Electronic Information Systems - Blanket		\$4,737.00
Equipment - Formula	4,072,920	
Data - Formula	50,000	
Extra Expense	150,000	

Location 005/001 - SMITH FIELD NORTH ALEXANDER PK, FARIBAULT, MN

	<u>Limit</u>	<u>Premium</u>
Signs Coverage (5% deductible)		
Outdoor	186,000	\$180.00

Other

Terrorism Premium		\$266.00
-------------------	--	----------

Total Inland Marine Premium **\$7,852.00**

This non-binding proposal is only a summary of premium. It is not a guarantee that the actual premium will not exceed the amount of the proposal. No coverage is provided by this summary nor does it replace any provisions of the final policy. For specific terms and restrictions, refer to the individual policy and coverage forms.

Quotation of Commercial Insurance
INDEPENDENT SCHOOL DISTRICT #656

Quote # 56778604

Policy Period: 07/01/22 to 07/01/23

General Liability

Policy Level

	<u>Limit</u>	<u>Premium</u>
General Aggregate	3,000,000	
Products/Completed Ops	3,000,000	
Each Occurrence	1,000,000	
Personal & Advertising Injury	1,000,000	
Fire Damage	1,000,000	
Medical Expense	20,000	
 <u>Additional Coverages</u>	 <u>Quantity/Limit</u>	 <u>Premium</u>
Employee Benefits Program	100 & over	\$304.00
Data Compromise		\$200.00
• Aggregate Limit	50,000	
Schools General Liability Extension Coverage		\$412.00

Location Level

Location 001/001 - 330 9TH AVE SW, FARIBAULT, MN
Class 11039 - CATERERS

<u>Coverage</u>	<u>Exposure</u>	<u>Premium</u>
Premises Operation (Final Rate 0.282)	126,000	\$36.00
Products/Completed Operations (Final Rate 0.044)	126,000	\$6.00

Location Level

Location 001/001 - 330 9TH AVE SW, FARIBAULT, MN
Class 47471 - SCHOOLS PUBLIC ELEMENTARY, KINDERGARTEN

<u>Coverage</u>	<u>Exposure</u>	<u>Premium</u>
Premises Operation (Final Rate 1.612)	2,300	\$3,708.00
Products/Completed Operations	2,300	Included

Location Level

Location 001/001 - 330 9TH AVE SW, FARIBAULT, MN
Class 47473 - SCHOOLS PUBLIC HIGH

<u>Coverage</u>	<u>Exposure</u>	<u>Premium</u>
-----------------	-----------------	----------------

This non-binding proposal is only a summary of premium. It is not a guarantee that the actual premium will not exceed the amount of the proposal. No coverage is provided by this summary nor does it replace any provisions of the final policy. For specific terms and restrictions, refer to the individual policy and coverage forms.

Quotation of Commercial Insurance
INDEPENDENT SCHOOL DISTRICT #656
Quote # 56778604
Policy Period: 07/01/22 to 07/01/23

Premises Operation (Final Rate 2.109)	1,300	\$2,742.00
Products/Completed Operations	1,300	Included

Location Level

Location 001/001 - 330 9TH AVE SW, FARIBAULT, MN
Class 48925 - SWIMMING POOLS

<u>Coverage</u>	<u>Exposure</u>	<u>Premium</u>
Premises Operation (Final Rate 75.613)	1	\$76.00
Products/Completed Operations	1	Included

Other

Products Min Prem Applies	\$180.00
Terrorism Premium (Certified Acts)	\$268.00

Total General Liability Premium \$7,932.00

Abuse or Molestation

	<u>Limit</u>	<u>Premium</u>
Each Abuse or Molestation/Aggregate	\$1,000,000/3,000,000	\$15,905.00
Deductible:	NONE	Each Abuse or Molestation
Total Students All Locs	3,600	

Total Schools Abuse or Molestation Premium \$15,905.00

This non-binding proposal is only a summary of premium. It is not a guarantee that the actual premium will not exceed the amount of the proposal. No coverage is provided by this summary nor does it replace any provisions of the final policy. For specific terms and restrictions, refer to the individual policy and coverage forms.

Quotation of Commercial Insurance
INDEPENDENT SCHOOL DISTRICT #656

Quote # 56778604

Policy Period: 07/01/22 to 07/01/23

Automobile

Policy Level

	<u>Symbol</u>	<u>Limit</u>	<u>Premium</u>
Liability Limit Type CSL - Liability	1	1,000,000	
Schools Auto Extension Coverage			\$124.00

State Level Coverages (MN)

<u>Coverage</u>	<u>Symbol</u>	<u>Limit</u>	<u>Premium</u>
Non-Owned Employee Count		501 - 1000	\$847.00
Excess Hired		IF ANY	\$46.00
UM/UM (BI/CSL)	2	1,000,000	
No-Fault PIP	5	Review Pip Form	
Hired PD Comp		100	\$25.00
Hired PD Coll		500	

Vehicle Level

Vehicle MN/006 : 2009 CHEVROLET C7500 C7C042 VIN# 1GBJ7C1G69F402276

<u>Coverage</u>	<u>Symbol</u>	<u>Limit</u>	<u>Premium</u>
Liability	1	See State Level	\$78.00
UM/UM (BI/CSL)	2	See State Level	\$13.00
No-Fault PIP	5	See State Level	\$11.00
Comprehensive	7,8	500 Ded	\$51.00
Collision	7,8	500 Ded	\$55.00
UIM (BI/CSL)		See State Level	\$42.00

Vehicle Total Premium \$250.00

Vehicle MN/008 : 2012 CHEVROLET SILVERADO K2500HD VIN# 1GC0KVC4CF107201

<u>Coverage</u>	<u>Symbol</u>	<u>Limit</u>	<u>Premium</u>
Liability	1	See State Level	\$77.00
UM/UM (BI/CSL)	2	See State Level	\$13.00
No-Fault PIP	5	See State Level	\$11.00
Comprehensive	7,8	500 Ded	\$50.00
Collision	7,8	500 Ded	\$44.00

This non-binding proposal is only a summary of premium. It is not a guarantee that the actual premium will not exceed the amount of the proposal. No coverage is provided by this summary nor does it replace any provisions of the final policy. For specific terms and restrictions, refer to the individual policy and coverage forms.

Quotation of Commercial Insurance
INDEPENDENT SCHOOL DISTRICT #656

Quote # 56778604

Policy Period: 07/01/22 to 07/01/23

UIM (BI/CSL)	See State Level	\$42.00
Vehicle Total Premium		\$237.00

Vehicle MN/009 : 2012 DOOLITTLE DUMP TRAILER VIN# 1DGDP1424CM098306

<u>Coverage</u>	<u>Symbol</u>	<u>Limit</u>	<u>Premium</u>
Liability	1	See State Level	\$6.00
Comprehensive	7,8	500 Ded	\$15.00
Collision	7,8	500 Ded	\$22.00
Vehicle Total Premium			\$43.00

Vehicle MN/010 : 2012 DOOLITTLE UTILITY TRAILER VIN# 1DGRS2024CM097897

<u>Coverage</u>	<u>Symbol</u>	<u>Limit</u>	<u>Premium</u>
Liability	1	See State Level	\$18.00
Comprehensive	7,8	500 Ded	\$15.00
Collision	7,8	500 Ded	\$10.00
Vehicle Total Premium			\$43.00

Vehicle MN/011 : 2004 MERCURY MOUNTAINEER VIN# 4M2ZU86W24ZJ43730

<u>Coverage</u>	<u>Symbol</u>	<u>Limit</u>	<u>Premium</u>
Liability	1	See State Level	\$67.00
UM/UIM (BI/CSL)	2	See State Level	\$13.00
No-Fault PIP	5	See State Level	\$11.00
Comprehensive	7,8	500 Ded	\$36.00
Collision	7,8	500 Ded	\$28.00
UIM (BI/CSL)		See State Level	\$42.00
Vehicle Total Premium			\$197.00

Vehicle MN/023 : 2018 RAM PROMASTER 2500 2500 HIGH VIN# 3C6TRVDG8JE137677

<u>Coverage</u>	<u>Symbol</u>	<u>Limit</u>	<u>Premium</u>
Liability	1	See State Level	\$103.00
UM/UIM (BI/CSL)	2	See State Level	\$13.00
No-Fault PIP	5	See State Level	\$11.00
Comprehensive	7,8	500 Ded	\$67.00
Collision	7,8	500 Ded	\$95.00

This non-binding proposal is only a summary of premium. It is not a guarantee that the actual premium will not exceed the amount of the proposal. No coverage is provided by this summary nor does it replace any provisions of the final policy. For specific terms and restrictions, refer to the individual policy and coverage forms.

Quotation of Commercial Insurance
INDEPENDENT SCHOOL DISTRICT #656

Quote # 56778604

Policy Period: 07/01/22 to 07/01/23

UIM (BI/CSL)	See State Level	\$42.00
Vehicle Total Premium		\$331.00

Vehicle MN/024 : 2016 H&H TRAILER VIN# SJWVT162XJNS06358

<u>Coverage</u>	<u>Symbol</u>	<u>Limit</u>	<u>Premium</u>
Liability	1	See State Level	\$6.00
Comprehensive	7,8	500 Ded	\$16.00
Collision	7,8	500 Ded	\$12.00
Vehicle Total Premium			\$34.00

Vehicle MN/026 : 2018 RAM PROMASTER 2500 2500 HIGH VIN# 3C6TRVCG7JE142502

<u>Coverage</u>	<u>Symbol</u>	<u>Limit</u>	<u>Premium</u>
Liability	1	See State Level	\$97.00
UM/UIM (BI/CSL)	2	See State Level	\$13.00
No-Fault PIP	5	See State Level	\$11.00
Comprehensive	7,8	500 Ded	\$54.00
Collision	7,8	500 Ded	\$78.00
UIM (BI/CSL)		See State Level	\$42.00
Vehicle Total Premium			\$295.00

Vehicle MN/039 : 2021 KIA FORTE VIN# 3KPF24AD4ME373715

<u>Coverage</u>	<u>Symbol</u>	<u>Limit</u>	<u>Premium</u>
Liability	1	See State Level	\$90.00
UM/UIM (BI/CSL)	2	See State Level	\$17.00
No-Fault PIP	5	See State Level	\$34.00
Comprehensive	7,8	500 Ded	\$96.00
Collision	7,8	500 Ded	\$112.00
UIM (BI/CSL)		See State Level	\$65.00
Vehicle Total Premium			\$414.00

Vehicle MN/040 : 2021 MITSUBISHI OUTLANDER SPORT VIN# JA4ARUAU1MU010242

<u>Coverage</u>	<u>Symbol</u>	<u>Limit</u>	<u>Premium</u>
Liability	1	See State Level	\$88.00
UM/UIM (BI/CSL)	2	See State Level	\$13.00

This non-binding proposal is only a summary of premium. It is not a guarantee that the actual premium will not exceed the amount of the proposal. No coverage is provided by this summary nor does it replace any provisions of the final policy. For specific terms and restrictions, refer to the individual policy and coverage forms.

Quotation of Commercial Insurance
INDEPENDENT SCHOOL DISTRICT #656
Quote # 56778604
Policy Period: 07/01/22 to 07/01/23

No-Fault PIP	5	See State Level	\$11.00
Comprehensive	7,8	500 Ded	\$80.00
Collision	7,8	500 Ded	\$111.00
UIM (BI/CSL)		See State Level	\$42.00
Vehicle Total Premium			\$345.00

Vehicle MN/041 : 2020 RAM 1500 PROMASTER VIN# 3C6TRVNG6LE131989

<u>Coverage</u>	<u>Symbol</u>	<u>Limit</u>	<u>Premium</u>
Liability	1	See State Level	\$89.00
UM/UIM (BI/CSL)	2	See State Level	\$13.00
No-Fault PIP	5	See State Level	\$11.00
Comprehensive	7,8	500 Ded	\$80.00
Collision	7,8	500 Ded	\$103.00
UIM (BI/CSL)		See State Level	\$42.00
Vehicle Total Premium			\$338.00

<u>Other</u>	<u>Premium</u>
Terrorism Premium	\$125.00

Total Automobile Premium	\$3,694.00
---------------------------------	-------------------

This non-binding proposal is only a summary of premium. It is not a guarantee that the actual premium will not exceed the amount of the proposal. No coverage is provided by this summary nor does it replace any provisions of the final policy. For specific terms and restrictions, refer to the individual policy and coverage forms.

Quotation of Commercial Insurance
INDEPENDENT SCHOOL DISTRICT #656
Quote # 56778604
Policy Period: 07/01/22 to 07/01/23

Umbrella

<u>Policy Level</u>	<u>Limit/Premium Basis</u>
Excess Limit	\$5,000,000
Aggregate Limit	\$5,000,000
Umbrella Sub-Limit for Abuse or Molestation Liability Coverage	\$1,000,000
Self Insured Retention	ZERO

<u>Underlying Liability</u>	<u>Limit/Premium Basis</u>	<u>Premium</u>
Automobile		\$192.00
Carrier: Selective Ins Co of America		
CSL	1,000,000	
Employers Liability		
Each Accident Limit	500,000	
Each Employee Limit	500,000	
Policy Limit	500,000	
General Liability		\$852.00
Carrier: Selective Ins Co of America		
General Aggregate	3,000,000	
Prod Comp Aggregate	3,000,000	
Pers/Adv Aggregate	1,000,000	
Each Occurrence	1,000,000	
Employee Benefits		\$78.00
Carrier: Selective Ins Co of America		
General Aggregate	3,000,000	
Per Claim Aggregate	1,000,000	
School Board		\$2,724.00
Carrier: Selective Ins Co of America		
General Aggregate	1,000,000	
Per Claim Aggregate	1,000,000	
Abuse or Molestation Liab		\$4,056.00

This non-binding proposal is only a summary of premium. It is not a guarantee that the actual premium will not exceed the amount of the proposal. No coverage is provided by this summary nor does it replace any provisions of the final policy. For specific terms and restrictions, refer to the individual policy and coverage forms.

Quotation of Commercial Insurance
INDEPENDENT SCHOOL DISTRICT #656
Quote # 56778604
Policy Period: 07/01/22 to 07/01/23

Carrier: Selective Ins Co of America
Each Abusive Conduct
Aggregate Limit

1,000,000
3,000,000

Total 1st 1 MM	\$7,902.00
1 MM X/S 1MM	\$2,351.00
1 MM X/S 2MM	\$999.00
1 MM X/S 3MM	\$750.00
1 MM X/S 4MM	\$750.00

Other

Terrorism Premium (Certified Acts) \$446.00

Total Umbrella Premium \$13,198.00

School Board Legal Liability

Policy Level

Per Claim Limit/ Aggregate limit: 1,000,000/1,000,000
Deductible 2500
Exposure Student Population (All loc) 3600

<u>Coverage</u>	<u>Limit</u>	<u>Premium</u>
School Board Legal Liability	See Above	\$12,328.00
Loss of Wages- SC 3505	1,000,000/1,000,000	\$1,233.00
Non Monetary Damages- SC 1800	100,000/100,000	Included
Limited Civil Legal Expense- SC 3508	50,000/300,000	\$50.00

Total School Board Legal Liability Premium \$13,611.00

This non-binding proposal is only a summary of premium. It is not a guarantee that the actual premium will not exceed the amount of the proposal. No coverage is provided by this summary nor does it replace any provisions of the final policy. For specific terms and restrictions, refer to the individual policy and coverage forms.

Selective Customer Self-Service and Billing Options



We understand that each customer has unique needs—that’s why Selective offers a variety of installment plans. Your agent can assist you with selecting a plan that works best with and meets the eligibility requirements for your particular policy. Please note that policies on the same account may have different payment plans and installment fees may apply.

- 1-Pay: Due in full at policy inception
- 2-Pay: Two equal installments due at policy inception and in the 6th month of the policy term
- 4-Pay: Four equal installments due at policy inception and in the 3rd, 6th and 9th months of the policy term
- Quarterly: Four equal installments due quarterly starting at policy inception
- 10-Pay: 19% due at policy inception, the remaining balance billed in nine equal monthly installments

The SelectPay® Advantage (Electronic Funds Transfer)

With our free SelectPay® service, your insurance payments can be automatically deducted from your checking or savings account. Not only will this save you time, but you’ll avoid late fees.

Signing up for SelectPay® is easy – just visit www.selective.com and sign in. Click the “Billing & Payments” tab and then choose the “Pay Bill” link. You will need your policy number and bank account information to complete the transaction.

PaySync® Flexible Payment Program

Get the cash flow flexibility you need with PaySync® for your Selective Workers Compensation (WC) and Commercial Package Policy (CPP). With PaySync® WC, pay your premium installments when you pay your payroll; with PaySync® CPP, premiums are broken down into 12, 24, 26, or 52 payments – your choice during policy issuance. Benefits include:

- No down payments
- PaySync® is simply another pay plan option, so no special underwriting guidelines apply

You’ll need to provide Selective with your payroll information each pay cycle to be eligible to the PaySync® WC program. Payroll information can be submitted by you or a third party, such as an accountant or payroll processor, on your behalf. For more information about the program, please visit selective.com/paysync or contact your agent.

Your time is valuable. Selective lets you manage your policy on your own time through our online Customer Self-Service site. Here you can:

- Pay your bill
- Schedule future payments
- Build and print certificates of insurance
- Print automobile ID cards
- File a claim
- Review, download or print a copy of your policy

Registration is simple. Have your policy or bill handy when you visit www.selective.com and then click “Need a Customer User ID and Password”. Follow the onscreen instructions to answer the three security questions identifying your policy and begin managing your account 24/7.

Quotation of Commercial Insurance
INDEPENDENT SCHOOL DISTRICT #656
Quote # 56778604
Policy Period: 07/01/22 to 07/01/23

Terrorism (Certified Acts) Information

Refer to attached IN 0584 1220 Policyholder Disclosure Notice - Offer of Terrorism Insurance Coverage and Rejection Form – Effective Until Revoked

YOUR POLICY INCLUDES TERRORISM COVERAGE FOR AN ADDITIONAL PREMIUM OF:
TERRORISM - CERTIFIED ACTS: \$5,645.00
TERRORISM – AUTO \$125.00

This non-binding proposal is only a summary of premium. It is not a guarantee that the actual premium will not exceed the amount of the proposal. No coverage is provided by this summary nor does it replace any provisions of the final policy. For specific terms and restrictions, refer to the individual policy and coverage forms.

POLICYHOLDER DISCLOSURE NOTICE OFFER OF TERRORISM INSURANCE COVERAGE AND REJECTION FORM — EFFECTIVE UNTIL REVOKED

Offer of Coverage:

You are hereby notified that under the Terrorism Risk Insurance Act, as amended, you have a right to purchase insurance coverage for losses resulting from “acts of terrorism”, as defined in Section 102(1) of the Act. The term “act of terrorism” means any act or acts that are certified by the Secretary of the Treasury - in consultation with the Secretary of Homeland Security, and the Attorney General of the United States - to be “an act of terrorism”; to be a violent act or an act that is dangerous to human life, property, or infrastructure; to have resulted in damage within the United States, or outside the United States in the case of certain air carriers or vessels or the premises of a United States mission; and to have been committed by an individual or individuals as part of an effort to coerce the civilian population of the United States or to influence the policy or affect the conduct of the United States Government by coercion.

You may accept or reject insurance coverage for losses resulting from certified “acts of terrorism”.

- If you accept this offer of coverage simply pay your billed premium, which includes the amount shown below. You do not need to do anything else.
- If you would like to reject this coverage, please see the section of this form entitled Rejection of Terrorism Insurance Coverage and follow the instructions. **Please note that if you reject coverage for losses resulting from certified “acts of terrorism”, we will not provide coverage on renewals of this policy unless you ask us for coverage in the manner set forth in our “Offer of Terrorism Insurance Coverage When Terrorism Insurance Coverage Was Previously Rejected” form, which will be attached to renewals of this policy.**

Disclosure of Premium:

The portion of your annual premium that is attributable to coverage for “acts of terrorism” is and does not include any charges for the portion of loss that may be covered by the federal government under the Act.

Please be aware that even if you purchase coverage for losses resulting from certified “acts of terrorism”, your policy will still contain other policy terms, conditions, limitations and exclusions that may impact whether coverage is available in the event of a loss resulting from a certified “act of terrorism”.

Federal Participation in Payment of Terrorism Losses:

You should know that where coverage is provided by this policy for losses resulting from certified "acts of terrorism", such losses may be partially reimbursed by the United States Government under a formula established by federal law. Under the formula, the United States Government generally reimburses 80% of covered terrorism losses exceeding the statutorily established deductible paid by the insurance company providing the coverage.

Cap on Insurer Participation in Payment of Terrorism Losses:

You should also know that the Terrorism Risk Insurance Act, as amended, contains a \$100 billion cap that limits United States Government reimbursement as well as insurers' liability for losses resulting from certified "acts of terrorism" when the amount of such losses in any one calendar year exceeds \$100 billion. If the aggregate insured losses for all insurers exceed \$100 billion, your coverage may be reduced.

Rejection of Terrorism Insurance Coverage:

You may reject this offer of coverage by checking the box, filling in the information below, signing and returning this form to your agent. If you choose to reject this offer of coverage, we will add an exclusionary endorsement to your policy to eliminate coverage for losses resulting from certified "acts of terrorism".

Rejection of Coverage - Effective Until Revoked

I HAVE READ THIS FORM IN ITS ENTIRETY AND DO NOT WANT TO PURCHASE COVERAGE FOR CERTIFIED "ACTS OF TERRORISM". I UNDERSTAND THAT THIS REJECTION IS EFFECTIVE UNTIL I AFFIRMATIVELY REVOKE IT IN THE MANNER SET FORTH IN SELECTIVE'S "OFFER OF TERRORISM INSURANCE COVERAGE WHEN TERRORISM INSURANCE COVERAGE WAS PREVIOUSLY REJECTED" FORM, AND THAT IF I SIGN THIS FORM THIS POLICY AND ANY RENEWALS WILL EXCLUDE COVERAGE FOR LOSSES RESULTING FROM CERTIFIED "ACTS OF TERRORISM".

Policyholder/Applicant's Signature

Insurance Company

Print Name

Policy or Quote Number

Title

Date

PRAESIDIUM

WHAT YOU DON'T KNOW CAN HURT THOSE IN YOUR CARE AND YOUR ORGANIZATION.

Adopting a solid screening and selection process is your first line of defense in creating a safe environment. A thorough, consistent screening process may also discourage would-be offenders from targeting your organization. Failure to discover a known offender can affect those in your care and the organization's reputation, financial stability, and trust within the community. Who you should screen can depend on many factors, such as if the person is a new full-time hire, a season hire, or even a current employee. In determining the types of checks to utilize, organizations should follow all state, federal, and licensing regulations and consider an individual's level of access. Level of access may be influenced by:

WHO IS PRAESIDIUM?

Praesidium is the national leader in abuse risk management. With more than two decades of experience, and serving thousands of clients, our dedicated team of researchers, psychologists, attorneys, social workers, and human resource professionals have analyzed thousands of cases of abuse in organizations and synthesized the latest scientific research. We know how abuse happens in organizations . . . and how to prevent it.

- **Frequency**: How frequently does the individual work around or interact with consumers? Is it a one-time event or every day?
- **Duration**: What is the duration of the individual's interactions? Is it a one-time, one-hour event or an entire summer?
- **Level of Supervision**: Are the individual's interactions always supervised by another adult or are they one-on-one with consumers?
- **Nature of the Relationship**: What is the nature of the relationship between the individual and the consumers in the program? Does the individual merely supervise an area during an event that has consumers, or are they getting to know individual consumers and families while counseling, tutoring, or providing personal care services?

Selective Insurance has partnered with Praesidium to offer you discounted background screening services for your organization.

For more information go to: selective.com/praesidium - (800.743.6354) - selective@praesidiuminc.com
In order to receive this exclusive benefit please identify yourself as a Selective Insurance agent or insured.

FOUR ELEMENTS FOR A THOROUGH BUT COST EFFECTIVE BACKGROUND CHECK:

- **Check Facts:** Aliases, DOBs, and address history all drive research and help to paint a complete picture.
- **Search Wide:** Multi State criminal and national sex offender databases will identify the unexpected.
- **Search Deep:** Targeted county level searches will give real-time information where records are most likely to be found.
- **Ask Questions:** References can provide insights on behavior and clues to non-criminal boundary issues.

WHO SHOULD YOU SCREEN, AND HOW OFTEN?

- **New Hires/Volunteers:** A thorough, consistently applied background screening process at the time of hire is your first and best opportunity to identify the problem.
- **Seasonal Hires/Volunteers:** Seasonal staff present a unique risk because you don't see them for months at a time, but it's often not practical to complete a full new hire process each season. An annual check-in plan is key.
- **Re-Screening:** Conducting targeted checks on your full-time employees at least every 3 years helps you identify issues before they impact your organization.

BACKGROUND SCREENING FOR SELECTIVE INSURED

Praesidium offers a selection of background screening packages plus a la carte services to empower your organization to conduct right-sized research. Praesidium's team can help contextualize the screening process as part of an overall culture of safety and discuss how screening works in hand with other abuse prevention efforts. Praesidium's team can also help you understand who to screen, how often, and the importance of re-screening.

	LOW ACCESS VOLUNTEERS	HIGH ACCESS VOLUNTEERS	EMPLOYEES	FINANCIAL ACCESS	A LA CARTE
	STARTING AT \$16	STARTING AT \$16	STARTING AT \$16	STARTING AT \$37	INDIVIDUAL COST PER SERVICE
Employment Credit (\$60 one-time set up fee required)				X	\$10.00
Confidence Multi State Criminal and Sex Offender Database w/Alias**	X	X	X	X	\$ 9.00
7 Yr County Criminal Records Search: Current County of Residence*	X	X	X	X	\$ 7.00
Add'l Counties Added As Needed Based on 7 yr Address History*		X	X	X	\$ 5.50
County Civil Records Search (upper): 1 County*				X	\$11.00
Motor Vehicle Records Search*					\$ 5.00
Employment Verification: 1 Position*					\$ 8.00
Education Verification: 1 Degree*					\$ 7.00
Personal Reference: 1 Reference					\$11.00
Professional Reference: 1 Reference					\$12.00
International Criminal Search 1 Jurisdiction*					\$50.00

* 3rd Party keeper fees may apply and will be passed on at cost when incurred.

** Criminal records found in the Multi State database check are subject to verification at the source and additional costs may apply.

For more information go to: selective.com/praesidium - (800.743.6354) - selective@praesidiuminc.com
In order to receive this exclusive benefit please identify yourself as a Selective Insurance agent or insured.

PRAESIDIUM

PREVENTING ABUSE TOGETHER

PRAESIDIUM'S MISSION:

TO HELP YOU PROTECT THOSE IN YOUR CARE FROM ABUSE AND TO HELP PRESERVE TRUST IN YOUR ORGANIZATION.

An incident of abuse can be detrimental to an organization. That's why Selective Insurance has partnered with Praesidium to provide policy holders access to targeted solutions to help your organization strengthen its abuse prevention efforts.

Selective insureds can access (at no additional cost):

Praesidium Model Policies, Screening and Selection Toolkit, and Praesidium Academy online training. Insureds can also take advantage of discounted Background Screening services.

PRAESIDIUM'S SCIENTIFIC METHODOLOGY

Using current research and root cause analysis, Praesidium developed its own abuse risk management model, The Praesidium Safety Equation® Root-cause analysis of several thousand incidents of abuse across industries demonstrated that risks fell into eight organizational operations: Policies, Screening and Selection, Training, Monitoring and Supervision, Internal Feedback Systems, Consumer Participation, Responding, and Administrative Practices. By implementing best practices in each of these operations, Praesidium determined that risks could be reduced or eliminated.

WHO IS PRAESIDIUM?

Praesidium is a mission driven risk management firm that helps organizations reduce the risk of sexual abuse as well as the risk of false allegations. With over 25 years of experience and serving thousands of clients in the United States and 11 other countries, our dedicated team of researchers, psychologists, attorneys, social workers, and human resource professionals have analyzed thousands of cases of abuse in organizations and synthesized the latest scientific research.

We know how abuse happens in organizations and more importantly, how to prevent it.

Policies +	Screening & Selection	+ Training
Monitoring & Supervision +	Internal Feedback Systems	Consumer + Participation
Responding +	Administrative Practices	= A SAFE ENVIRONMENT

For more information go to: selective.com/praesidium — 800.743.6354 — selective@praesidiuminc.com
In order to receive this exclusive benefit please identify yourself as a Selective Insurance agent or insured.

PRAESIDIUM

FEATURED SERVICES

Products and services offered to Selective Insureds:

- **MODEL POLICIES**

Clear policies set the stage for safe environments by defining acceptable and unacceptable employee and volunteer conduct. Policies also facilitate effective monitoring and supervision by helping others to recognize and take action when they see policy violations. Praesidium can provide model policies, review and revise existing policies, or help your organization draft policies that address the protection of your consumers.

- **SCREENING AND SELECTION TOOLKIT**

The most comprehensive package of its kind, Praesidium's Screening and Selection Tool Kit comes complete with everything your organization needs to effectively screen employees and caregivers, including more than 80 "red flag" indicators for identifying high-risk applicants and hundreds of examples of high- and low-risk applicant responses.

- **PRAESIDIUM ACADEMY LEARN TO PROTECT SYSTEM**

Praesidium Academy overcomes the limitations of traditional online training by including, an Action Plan to help learners apply what they're learning, a Discussion Guide to be used in a group setting, and a Coaching Playbook for supervisors, with each course. Your staff and volunteers get just the right training — at just the right time! And our on-site instructor-led and train-the-trainer training is perfect for large groups or specialized content.

- **DISCOUNTED BACKGROUND SCREENING**

Adopting a solid screening and selection process is your first line of defense in creating a safe environment. A thorough, consistent screening process may also discourage would-be offenders from targeting your organization. Failure to discover a known offender can affect those in your care and your organization's reputation, financial stability and trust within the community. Praesidium offers several standard and customizable criminal background screening packages plus other a la carte background screening services.

Sign up for our

complimentary tip of the month emails by going to:

<http://bit.ly/2MQeLqq>

For more information go to: selective.com/praesidium — 800.743.6354 — selective@praesidiuminc.com

In order to receive this exclusive benefit please identify yourself as a Selective Insurance agent or insured.

PRAESIDIUM

PROTECTING VULNERABLE POPULATIONS WITH TRAINING

PRAESIDIUM'S ACADEMY LEARN TO PROTECT SYSTEM

The Praesidium Academy Learn to Protect System is far more than a check-the-box collection of e-learning courses. Instead, it is a comprehensive system based on learning theory and best practices in adult learning. It helps build and sustain a culture of safety in your organization, and it helps meet the training requirements included in Praesidium's Safety Equation®, a scientifically-based framework for preventing abuse in organizations.

At the core of the Praesidium Academy Learn to Protect System is a continually expanding library of engaging courses, each with clearly defined outcomes. In fact, volunteers, employees, and executives from a diverse range of organizations have completed more than one million Praesidium Academy courses! Courses include research-based content, highly interactive multimedia activities, application scenarios, and a content mastery quiz.

The Praesidium Academy Learn to Protect System includes supporting tools that enhance both the short and long term effectiveness of the training experience and produce sustainable changes in employee and volunteer behavior.

Praesidium Academy can also be streamlined with our background screening services to provide a one-stop solution for both training and your screening prevention efforts. These screening services are available at a discount to Selective Insureds.

**COMPLIMENTARY
PRAESIDIUM ACADEMY
ACCESS FOR
SELECTIVE INSURED**

Selective Insurance has partnered with Praesidium to provide policyholders access to targeted solutions to help your organization strengthen its abuse prevention efforts.

Selective insureds can access (at no additional cost) Praesidium's Model Policies, the Praesidium Screening and Selection Toolkit, and online training. Insureds can also take advantage of discounted Background Screening.

Visit selective.com/praesidium to access your complimentary Praesidium resources.

<p>Action Plans are printed and used with the online course. Action Plans summarize the key learning points and prompt learners to take notes throughout the course. They provide a great reference after the course.</p>	<p>Coaching Playbooks provide supervisors a high-level summary of the course, including learning objectives and key learning points. The Coaching Playbooks give supervisors practical steps they can take to reinforce the learning.</p>	<p>Discussion Guides are developed for small group and classroom discussions. A facilitator is able to reinforce important content and remind learners of what they learned in the online course.</p>
--	--	--

For more information go to: selective.com/praesidium — 800.743.6354 — selective@praesidiuminc.com In order to receive this **EXCLUSIVE** benefit please identify yourself as a Selective Insurance agent or insured.

Schools General Liability Extension

Selective’s Schools market segment targets public and private schools grades K-12, including Montessori, faith-based, charter and vocational schools. We will also consider private secondary schools with dormitories and community colleges. We offer Property, General Liability, Automobile and School Board Legal Liability coverages that are tailored for public and private schools. Selective also offers a participating (dividend) plan* to private schools.

The following forms are included:

- CG 73 00 (or CG 73 00NY, CG 73 00FL) ElitePac® General Liability Extension Endorsement
- CG 73 08 (or CG 73 08NY, CG 73 08FL) Schools ElitePac® General Liability Extension Endorsement
▲ (symbol indicates unique coverages)
- CG 79 35 (or CG 79 35NY, CG 79 35FL) Product Recall Expense Coverage Endorsement - \$25,000 Limit
- \$20,000 Increased Limit for Medical Payments

Coverage	Limit
Additional Insured – Primary and Non-Contributory Provision	Included
Additional Insured – Safety Patrols ▲	Included
Blanket Additional Insureds – As Required By Contract	Included
Broad Form Vendors Coverage	Included
Damage To Premises Rented To You (Including Fire, Lightning or Explosion)	\$1,000,000 ▲ (Limit to be shown on Dec Page)
Electronic Data Liability	\$100,000
Employee Definition Amended	Included
Employees As Insureds Modified	Included
Employer’s Liability Exclusion Amendment (N/A in NY) ▲	Included
Fellow Employee Provision ▲	Included
Functional Additional Insureds ▲	Included
Golf or Tennis Pros As Additional Insureds ▲	Included
Incidental Broadcasting and Publishing ▲	Included
Incidental Medical Malpractice Modified ▲	Included
Knowledge of Occurrence, Claim, Suit or Loss	Included
Liberalization Clause	Included
Limited Legal Expense For Innocent Insureds (N/A in NY) ▲	\$25,000 Occurrence/ \$25,000 Aggregate

Schools General Liability Extension

Coverage	Limit
Limited Property Damage – Golf Ball Damage ▲	\$2,500
Medical Payments Amendments	Included
Any Insured Amendment	Included
Products Amendment	Included
Mental Anguish Amendment (N/A in NY)	Included
Newly Formed or Acquired Organizations	Included
Non-Accumulation of Limits (N/A in NY or WI)	Included
Non-Owned Aircraft	Included
Non-Owned Watercraft (under 60 feet)	Included
Not-For-Profit Organization Members as Additional Insureds	Included
Personal and Advertising Injury	
Discrimination Amendment (N/A in NY)	Included
Civil Rights Exclusion ▲	N/A
Religious Act(s) and Communication(s) ▲ (For faith based schools and religious institutions)	Included
Pollution – Exception For Classroom Activities ▲	\$50,000
Supplementary Payments Amended	Included
Bail Bonds	\$5,000
Loss of Earnings	\$1,000
Temporary Liquor Liability ▲	Included
Unintentional Failure To Disclose Hazards	Included
Waiver of Transfer of Rights of Recovery (subrogation)	Included
Waiver of Transfer of Rights of Recovery – Golfing Facility ▲	Included

*Results are based on performance and not guaranteed. Participation subject to eligibility requirements.

Confidential, unpublished property of Selective Insurance Company of America. Use and distribution limited solely to authorized personnel and appointed agents. Do not duplicate or distribute.

©2019 Selective Ins. Group, Inc., Branchville, NJ. Products vary by jurisdiction, terms, and conditions and are provided by Selective Ins. Co. of America and its insurer affiliates. Details at selective.com/about/affiliated-insurers.aspx.

Schools Auto Extension

Selective’s Schools market segment targets public and private schools grades K-12, including Montessori, faith-based, charter and vocational schools. We will also consider private secondary schools with dormitories and community colleges. We offer Property, General Liability, Automobile and School Board Legal Liability coverages that are tailored for public and private schools. Selective also offers a participating dividend plan* to private schools.

The following forms are included:

- CA 7809 ElitePac® Commercial Automobile Extension
- CA 7811 ElitePac® Commercial Automobile Extension Schools ▲ (symbol indicates unique coverages)
- CA 7820 Schedule ElitePac® Commercial Automobile Extension Schools

Coverage	Limit
Amendments To Section II - Liability Coverage	
Newly Acquired Or Formed Organizations – qualify as named insured if majority owned with no similar insurance available	Included
Limited Liability Companies – members and managers are insureds while using an auto not owned or hired by named insured	Included
Employees As Insureds – while using an auto not owned or hired by named insured in named insured’s business	Included
Blanket Additional Insureds	Included
Expenses For Bail Bonds And Loss Of Earnings	
Bail Bonds	\$3,000 Per Accident
Loss Of Earnings	\$1,000 Per Day
Employee Indemnification and Employer’s Liability Amendment – exclusion does not apply to volunteer workers not entitled to Workers Compensation coverage	Included
Fellow Employee Coverage – the exclusion is deleted	Included
Care, Custody Or Control Amendment – exclusion does not apply to property owned by anyone other than an insured	\$1,000 Per Accident; \$500 Deductible Per Accident
Non-Ownership Extension – Educational Institutions – board member, elected official, student-teacher, authorized “volunteer” worker are insured while using an auto not owned or hired by named insured ▲	Included
Expected or Intended Injury Amendment – exclusion does not apply while an employee is performing their duties and within scope of employment, with certain conditions ▲	Included
Amendments To Section III - Physical Damage Coverage	
Towing And Labor	
Private Passenger Auto, Social Service Van or Bus, Light Truck Medium, Heavy and Extra Heavy Trucks	\$75 Per Tow \$150 Per Tow
Glass Breakage Deductible – waived when glass is repaired	Included

Schools Auto Extension

Coverage	Limit
Additional Transportation Expenses	\$60 Per Day, \$1,800 Max
Hired Auto Physical Damage Coverage	\$75,000 Per "Loss"
Auto Loan/Lease Gap Coverage (N/A in New York)	Unpaid amount due on lease or loan, with exceptions
Personal Effects Coverage – for covered personal items in a covered auto at time of theft, no deductible applies	\$500 Per "Accident"
Airbag Coverage	Included
Expanded Audio, Visual and Data Electronic Equipment Coverage	Included
Comprehensive Deductible - Location Tracking Device - 50% reduction of deductible if tracking device aids in recovery of the auto	Included
Physical Damage Limit Of Insurance – removes restriction related to betterment and sublimit of \$1,000 for electronic equipment	Included
Newly Acquired Owned Autos - coverage equal to broadest coverage available to any covered auto on DEC, with certain conditions ▲	Lesser of \$1,000,000, ACV or cost to repair
Deductible Reimbursement - Employees or Volunteer Workers ▲	Lesser of \$1,000 or deductible
Hired Auto Physical Damage - Loss of Use Expenses – Schools ▲	\$50 Per Day up to a maximum of \$1,500
Amendments To Section IV - Business Auto Conditions	
Duties In The Event Of Accident, Claim, Suit Or Loss – this condition does not apply unless certain persons have knowledge of the accident, claim, suit or loss	Included
Waiver of Subrogation – blanket waiver when liability has been assumed under an insured contract	Included
Multiple Deductibles – if two or more covered autos involved in loss, only highest deductible applies	Included
Concealment, Misrepresentation Or Fraud – coverage not denied if named insured unintentionally fails to disclose existing hazard	Included
Policy Period, Coverage Territory – covers any type of covered auto hired for 30 days or less anywhere in the world	Included
Two Or More Coverage Forms Or Policies Issued By Us - Deductibles - only the highest applicable deductible will apply	Included
Amendments To Section V – Definitions	
Bodily Injury Including Mental Anguish (N/A in New York)	Included

*Results are based on performance and not guaranteed. Participation is subject to eligibility requirements.

Confidential, unpublished property of Selective Insurance Company of America. Use and distribution limited solely to authorized personnel and appointed agents. Do not duplicate or distribute.

©2019 Selective Ins. Group, Inc., Branchville, NJ. Products vary by jurisdiction, terms, and conditions and are provided by Selective Ins. Co. of America and its insurer affiliates. Details at selective.com/about/affiliated-insurers.aspx.



Get More from Selective's Contractors Equipment Coverage

Enhancements to Selective's Contractors Equipment Coverage form makes placing your business with Selective even easier to round out your account or write monoline. We've addressed some of the common special requests from agents and incorporated them into our form - meaning you have more coverages in one form.

Here are a few of the updates we have made to the form.



Contractors Equipment Coverage

- **Replacement cost:** for equipment purchased new within 5 years of loss, or for leased / rented equipment when replacement cost is required in a written lease or rental agreement.
- **Key Extensions to coverages:**
 - Newly acquired equipment - 25% of CE limit, up to \$250,000
 - \$50,000 for hauling contractors equipment of others
 - \$25,000 for driller's equipment underground
 - \$25,000 for loss to substitute equipment
 - \$25,000 for pollutant clean-up
 - \$25,000 for expediting expense
 - \$5,000 for spare parts, fuel
 - \$50,000 for debris removal
 - \$5,000 for theft rewards
 - \$5,000 for vandalism rewards
- **Deductible waiver (Up to \$10,000):** for theft losses of scheduled equipment either registered with the National Equipment Registry (NER) or equipped with an operational GPS or similar tracking device. In addition, Selective customers qualify for discounted pricing for NER services. To learn more, visit www.ner.net.
- **Now available to write monoline via One & Done®**

These are just some of the updates to our Contractors Equipment Coverage form - for a full listing and more information about how your customers will benefit from these updates, contact your AMS.



www.selective.com

PRAESIDIUM

PREVENTING ABUSE TOGETHER

PRAESIDIUM'S MISSION: TO HELP YOU PROTECT THOSE IN YOUR CARE FROM ABUSE AND TO HELP PRESERVE TRUST IN YOUR ORGANIZATION.

An incident of abuse can be detrimental to an organization. That's why Selective Insurance has partnered with Praesidium to provide policy holders access to targeted solutions to help your organization strengthen its abuse prevention efforts.

Selective insureds can access (at no additional cost):

Praesidium Model Policies, Screening and Selection Toolkit, and Praesidium Armatus® online training. Insureds can also take advantage of discounted Background Screening services.

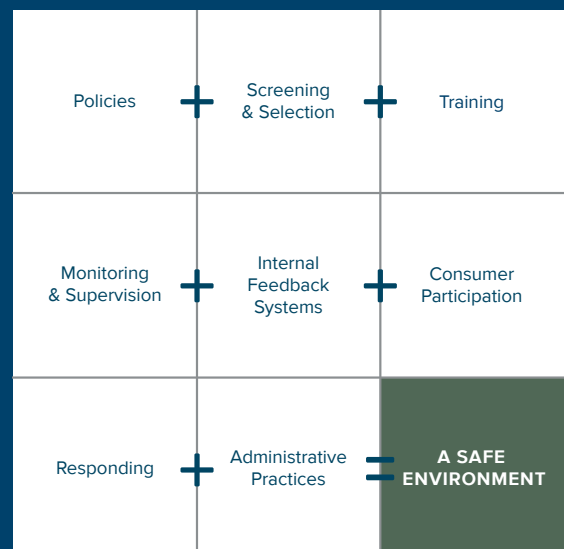
WHO IS PRAESIDIUM?

Praesidium is a mission driven risk management firm that helps organizations reduce the risk of sexual abuse as well as the risk of false allegations. With over 25 years of experience and serving thousands of clients in the United States and 11 other countries, our dedicated team of researchers, psychologists, attorneys, social workers, and human resource professionals have analyzed thousands of cases of abuse in organizations and synthesized the latest scientific research.

We know how abuse happens in organizations... and more importantly, how to prevent it.

PRAESIDIUM'S SCIENTIFIC METHODOLOGY

Using current research and root cause analysis, Praesidium developed its own abuse risk management model, The Praesidium Safety Equation.® Root-cause analysis of several thousand incidents of abuse across industries demonstrated that risks fell into eight organizational operations: Policies, Screening and Selection, Training, Monitoring and Supervision, Internal Feedback Systems, Consumer Participation, Responding, and Administrative Practices. By implementing best practices in each of these operations, Praesidium determined that risks could be reduced or eliminated.



PRAESIDIUM

FEATURED SERVICES

Products and services offered to Selective Insureds:



MODEL POLICIES

Clear policies set the stage for safe environments by defining acceptable and unacceptable employee and volunteer conduct. Policies also facilitate effective monitoring and supervision by helping others to recognize and take action when they see policy violations. Praesidium can provide model policies, review and revise existing policies, or help your organization draft policies that address the protection of your consumers.



SCREENING AND SELECTION TOOLKIT

The most comprehensive package of its kind, Praesidium's Screening and Selection Tool Kit comes complete with everything your organization needs to effectively screen employees and caregivers, including more than 80 "red flag" indicators for identifying high-risk applicants and hundreds of examples of high- and low-risk applicant responses.



ARMATUS® LEARN TO PROTECT SYSTEM

Armatus® overcomes the limitations of traditional online training by including, an Action Plan to help learners apply what they're learning, a Discussion Guide to be used in a group setting, and a Coaching Playbook for supervisors, with each course. Your staff and volunteers get just the right training—at just the right time! And our on site instructor-led and train-the-trainer training is perfect for large groups or specialized content.



DISCOUNTED BACKGROUND SCREENING

Adopting a solid screening and selection process is your first line of defense in creating a safe environment. A thorough, consistent screening process may also discourage would-be offenders from targeting your organization. Failure to discover a known offender can affect those in your care and your organization's reputation, financial stability and trust within the community. Praesidium offers several standard and customizable criminal background screening packages plus other a la carte background screening services.

Sign up for our complimentary tip of the month emails by going to:

<http://bit.ly/2MQeLqg>

PRAESIDIUM

BACKGROUND SCREENING

WHAT YOU DON'T KNOW CAN HURT THOSE IN YOUR CARE AND YOUR ORGANIZATION.

Adopting a solid screening and selection process is your first line of defense in creating a safe environment. A thorough, consistent screening process may also discourage would-be offenders from targeting your organization. Failure to discover a known offender can affect those in your care and the organization's reputation, financial stability, and trust within the community. Who you should screen can depend on many factors, such as if the person is a new full-time hire, a season hire, or even a current employee. In determining the types of checks to utilize, organizations should follow all state, federal, and licensing regulations and consider an individual's level of access. Level of access may be influenced by:

- **Frequency:** How frequently does the individual work around or interact with consumers? Is it a one-time event or every day?
- **Duration:** What is the duration of the individual's interactions? Is it a one-time, one-hour event or an entire summer?
- **Level of Supervision:** Are the individual's interactions always supervised by another adult or are they one-on-one with consumers?
- **Nature of the Relationship:** What is the nature of the relationship between the individual and the consumers in the program? Does the individual merely supervise an area during an event that has consumers, or are they getting to know individual consumers and families while counseling, tutoring, or providing personal care services?

WHO IS PRAESIDIUM?

Praesidium is the national leader in abuse risk management. With more than two decades of experience, and serving thousands of clients, our dedicated team of researchers, psychologists, attorneys, social workers, and human resource professionals have analyzed thousands of cases of abuse in organizations and synthesized the latest scientific research. We know how abuse happens in organizations...and how to prevent it.

Selective Insurance has partnered with Praesidium to offer you discounted background screening services for your organization.

For more information go to: selective.com/praesidium | 800.743.6354 | selective@praesidiuminc.com

In order to receive this exclusive benefit please identify yourself as a Selective Insurance agent or insured.

PRAESIDIUM

FOUR ELEMENTS FOR A THOROUGH BUT COST EFFECTIVE BACKGROUND CHECK:

- **Check Facts:** Aliases, DOBs, and address history all drive research and help to paint a complete picture.
- **Search Wide:** Multi State criminal and national sex offender databases will identify the unexpected.
- **Search Deep:** Targeted county level searches will give real-time information where records are most likely to be found.
- **Ask Questions:** References can provide insights on behavior and clues to non-criminal boundary issues.

WHO SHOULD YOU SCREEN, AND HOW OFTEN?

- **New Hires/Volunteers:** A thorough, consistently applied background screening process at the time of hire is your first and best opportunity to identify the problem.
- **Seasonal Hires/Volunteers:** Seasonal staff present a unique risk because you don't see them for months at a time, but it's often not practical to complete a full new hire process each season. An annual check-in plan is key.
- **Re-Screening:** Conducting targeted checks on your full-time employees at least every 3 years helps you identify issues before they impact your organization.

BACKGROUND SCREENING FOR SELECTIVE INSURED

Praesidium offers a selection of background screening packages plus a la carte services to empower your organization to conduct right-sized research. Praesidium's team can help contextualize the screening process as part of an overall culture of safety and discuss how screening works in hand with other abuse prevention efforts. Praesidium's team can also help you understand who to screen, how often, and the importance of re-screening.

In addition to Background Screening - you can now access **Praesidium's Armatus Learn to Protect System®** to add further training on abuse prevention. The Armatus Learn to Protect System® includes supporting tools that enhance both the short and long term effectiveness of the training experience and produce sustainable changes in employee and volunteer behavior. **Access to this system is free to Selective Insureds.**

	LOW ACCESS VOLUNTEERS	HIGH ACCESS VOLUNTEERS	EMPLOYEES	FINANCIAL ACCESS	A LA CARTE
	STARTING AT \$ 16	STARTING AT \$ 16	STARTING AT \$ 16	STARTING AT \$ 37	INDIVIDUAL COST PER SERVICE
Employment Credit (\$60 one-time set up fee required)				✓	\$10.00
Confidence Multi State Criminal & Sex Offender Database w/Alias**	✓	✓	✓	✓	\$9.00
7 Yr County Criminal Records Search: Current County of Residence*	✓	✓	✓	✓	\$7.00
Add'l Counties Added As Needed Based on 7yr Address History*		✓	✓	✓	\$5.50
County Civil Records Search (upper): 1 County*				✓	\$11.00
Motor Vehicle Records Search*					\$5.00
Employment Verification: 1 Position*					\$8.00
Education Verification: 1 Degree*					\$7.00
Personal Reference: 1 Reference					\$11.00
Professional Reference: 1 Reference					\$12.00
International Criminal Search 1 Jurisdiction*					\$50.00

*3rd Party keeper fees may apply and will be passed on at cost when incurred.

** Criminal records found in the Multi State database check are subject to verification at the source and additional costs may apply.

For more information go to: selective.com/praesidium | 800.743.6354 | selective@praesidiuminc.com

In order to receive this exclusive benefit please identify yourself as a Selective Insurance agent or insured.

PRAESIDIUM

PROTECTING VULNERABLE POPULATIONS WITH TRAINING

PRAESIDIUM'S ARMATUS® LEARN TO PROTECT SYSTEM

The Armatus® Learn to Protect System is far more than a check-the-box collection of e-learning courses. Instead, it is a comprehensive system based on learning theory and best practices in adult learning. It helps build and sustain a culture of safety in your organization, and it helps meet the training requirements included in Praesidium's Safety Equation®, a scientifically-based framework for preventing abuse in organizations.

At the core of the Armatus Learn to Protect System is a continually expanding library of engaging courses, each with clearly defined outcomes. In fact, volunteers, employees, and executives from a diverse range of organizations have completed more than one million Armatus courses! Courses include research-based content, highly interactive multimedia activities, application scenarios, and a content mastery quiz.

The Armatus Learn to Protect System includes supporting tools that enhance both the short and long term effectiveness of the training experience and produce sustainable changes in employee and volunteer behavior.

Armatus can also be streamlined with our background screening services to provide a one-stop solution for both training and your screening prevention efforts. These screening services are available at a discount to Selective Insureds.



Action Plans are printed and used with the online course. Action Plans summarize the key learning points and prompt learners to take notes throughout the course. They provide a great reference after the course.



Coaching Playbooks provide supervisors a high-level summary of the course, including learning objectives and key learning points. The Coaching Playbooks give supervisors practical steps they can take to reinforce the learning.



Discussion Guides are developed for small group and classroom discussions. A facilitator is able to reinforce important content and remind learners of what they learned in the online course.

COMPLIMENTARY ARMATUS ACCESS FOR SELECTIVE INSURED

Selective Insurance has partnered with Praesidium to provide policyholders access to targeted solutions to help your organization strengthen its abuse prevention efforts.

Selective insureds can access (at no additional cost) Praesidium's Model Policies, the Praesidium Screening and Selection Toolkit, and online training. Insureds can also take advantage of discounted Background Screening.

Visit selective.com/praesidium to access your complimentary Praesidium resources.

May

	McKinley	Jefferson	Lincoln	Roosevelt	Middle School	High School	ALC	FOA - Elem	FOA - MS	FOA - HS	Total Served @ FPS	Plus: Projected Tuition	Projected Total ADM
Early Childhood	64										64		64
VPK	43										43		43
Kindergarten		67	75	71				4			217		217
1		53	67	49				2			171		171
2		67	70	60				6			203		203
3		78	80	50				3			211		211
4		54	70	70				9			202		202
5		71	72	59				6			208		208
6					221					6	227		227
7					263					12	275		275
8					232					16	249		249
9							265	6		11	282		282
10							243	13		17	273		273
11							237	21		18	276		276
12							178	65		17	259		259
Total	107.27	389.23	433.63	360.04	716.37	923.48	104.50	30.00	34.36	62.82	3,162	-	3,162
Drop vs last mo.	(2)	(5)	(1)	1	(0)	(7)	1	3	(1)	(0)	(12)		

**Faribault Public Schools
Enrollment Report by Month**

School Year 2021 - 2022

	September	October	November	December	January	February	March	April	May	YTD Average	Plus: Projected Tuition	Projected Total ADM	Enrollment Used for FY22 Adopted Budget		
													Served @ FPS	Plus: Projected Tuition	Total
Early Childhood	64	64	64	64	65	65	65	65	64	64	-	64	59	5	64
VPK	45	46	46	46	44	44	44	44	43	45	-	45	46	-	46
Kindergarten	218	220	222	222	222	222	223	220	217	221	4	224	183	4	186
1	177	176	176	173	169	167	169	171	171	172	4	176	177	4	181
2	209	209	208	205	204	202	203	204	203	205	4	210	204	4	208
3	222	219	218	215	216	214	212	211	211	215	5	220	213	5	218
4	230	196	195	197	197	198	201	202	202	202	3	205	195	3	198
5	209	209	207	206	208	208	208	208	208	208	4	212	207	4	211
6	227	226	225	224	225	230	230	227	227	227	5	232	230	5	235
7	270	272	272	272	269	274	275	277	275	273	7	280	256	7	264
8	250	252	245	244	243	246	248	248	249	247	8	256	249	8	257
9	282	280	276	277	277	278	279	281	282	279	6	286	283	6	289
10	277	274	275	274	271	277	277	275	273	275	5	279	279	5	283
11	280	278	278	280	277	277	278	279	276	278	6	284	267	6	272
12	300	294	283	282	272	268	263	262	259	276	15	291	301	17	317
Total	3,261	3,215	3,191	3,180	3,158	3,169	3,175	3,174	3,162	3,187	76	3,263	3,148	83	3,231
		(46)	(24)	(10)	(22)	10	6	(1)	(12)						
EC-12 Average October - June		3,215	3,203	3,195	3,186	3,183	3,181	3,180	3,178						
													Over (Under) Budget		32

Faribault Public Schools
Comparative Financial Report - Select General Fund Expenditure Accounts
As of May 31, 2021

	FY21 For the Month of May 2021	FY22 For the Month of May 2022	FY21 Year to Date through May 2021	FY22 Year to Date through May 2022	FY21 FIN Budget	FY22 REV Budget	FY21 % of Budget through May 2021	FY22 % of Budget through May 2022
EXPENDITURES:								
HVAC	32,766	25,064	126,106	274,886	213,000	186,000	59.20%	147.79%
Water	5,417	6,261	48,419	59,005	60,225	60,400	80.40%	97.69%
Electric	35,576	48,552	438,943	555,617	668,000	668,000	65.71%	83.18%
Snow Removal	-	-	57,665	76,925	90,400	90,400	63.79%	85.09%
Total Expenditures	73,759	79,877	671,133	966,433	1,031,625	1,004,800	65.06%	96.18%

Faribault Public Schools
Comparative Financial Report - Self Insurance Fund
As of May 31, 2021

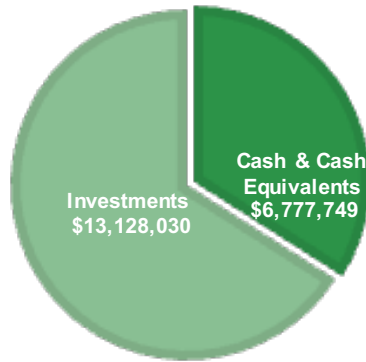
	FY21 For the Month of May 2021	FY22 For the Month of May 2022	FY21 Year to Date through May 2021	FY22 Year to Date through May 2022	FY21 FIN Budget	FY22 REV Budget	FY21 % of Budget through May 2021	FY22 % of Budget through May 2022
REVENUES:								
District Contributions	223,457	231,078	2,088,717	2,229,675	2,538,325	2,262,910	82.29%	98.53%
Employee Contributions	29,397	24,442	376,659	279,193	375,000	421,004	100.44%	66.32%
Retirees Contributions	2,618	3,557	38,374	37,893	100,000	113,604	38.37%	33.36%
Cobra Contributions	776	1,664	14,385	10,819	18,000	19,214	79.92%	56.31%
Total Revenue	256,249	\$260,742	\$2,518,135	\$2,557,581	\$3,031,325	\$2,816,732	83.07%	90.80%
EXPENDITURES:								
Medical Claims	256,102	133,086	2,082,686	2,263,664	2,470,125	2,340,983	84.32%	96.70%
Administrative Fees	4,907	4,262	50,459	65,696	64,389	151,021	78.37%	43.50%
Stop Loss	27,824	3,576	294,313	(296,468)	370,135	262,857	79.52%	-112.79%
Consultant Fees	1,202	1,184	12,633	11,870	15,771	14,278	80.10%	83.13%
Total Expenditures	\$290,034	\$142,108	\$2,440,092	\$2,044,762	\$2,920,420	\$2,769,139	83.55%	73.84%

FARIBAULT PUBLIC SCHOOLS

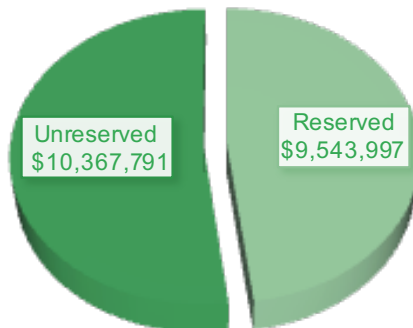
Investment Balances as of May 31, 2022

	Ending Balance 4/30/22	Ending Balance 5/31/22	Interest/Div Earned
CCF - MAIN CHECKING	1,204,413.35	1,979,433.01	
CCF -SAVINGS	1,750,887.29	1,751,839.80	952.51
Ameritrade 2019A - CIF F6	595,868.63	595,550.64	4.32
MSDLAF+LIQUID MONEY MARKET	40,674.41	3,042,865.94	402.75
MSDLAF+ MAX MONEY MARKET	6,005.99	6,009.48	3.49
MN TRUST	6,399,001.98	6,581,436.95	3,021.47
MN TRUST TERM SERIES REDEMPTION	850,053.10	850,575.12	522.02
US BANK - IRREVOCABLE TRUST	2,666,667.03	2,666,667.03	
US BANK - ROOSEVELT ADDITION	1,087,578.25	1,086,102.50	
MN TRUST INVESTMENT CD	249,200.00	249,200.00	
MN TRUST INVESTMENT CD	249,248.90	249,248.90	
MN TRUST INVESTMENT CD	249,248.41	249,248.41	
FIRST UNITED BANK CD	150,000.00	150,000.00	
PREMIER BANK CD	150,000.00	150,000.00	
RELIANCE BANK CD	150,000.00	150,000.00	
STATE BANK OF FARIBAULT CD	150,000.00	150,000.00	
PETTY CASH	3,610.00	3,610.00	
TOTAL CASH AND INVESTMENTS	\$ 15,952,457.34	\$ 19,911,787.78	\$ 4,906.56

LIQUIDITY

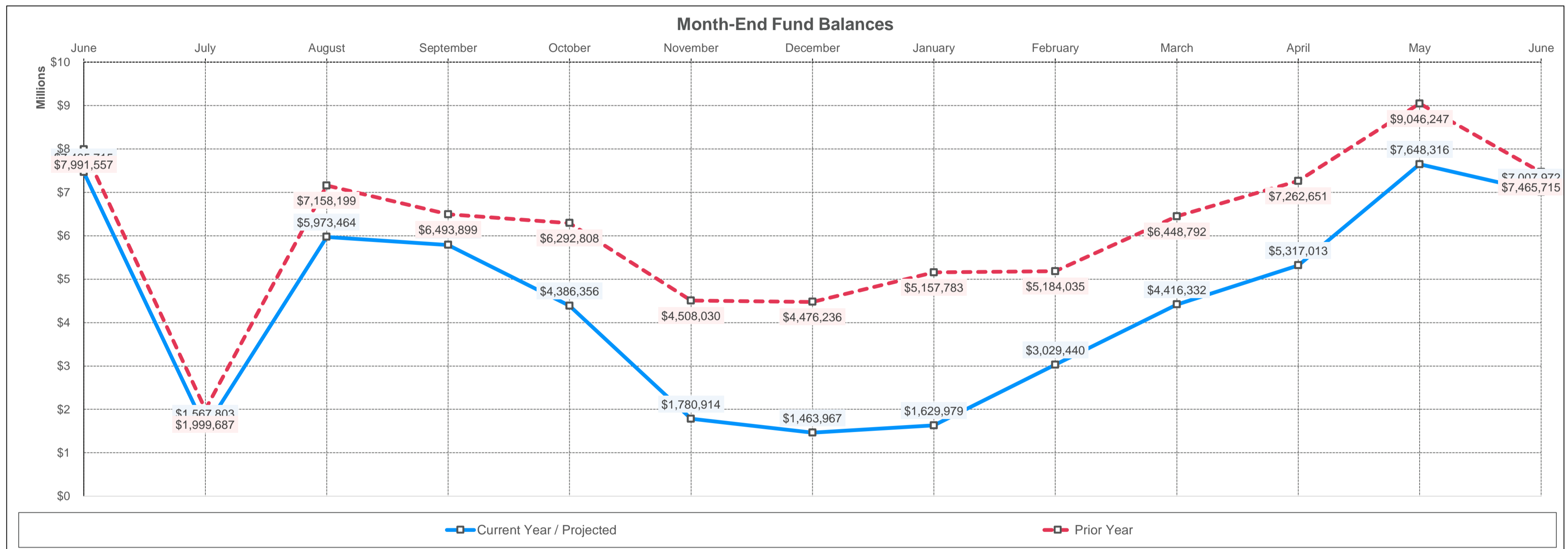


ASSET RESERVATIONS



General Fund

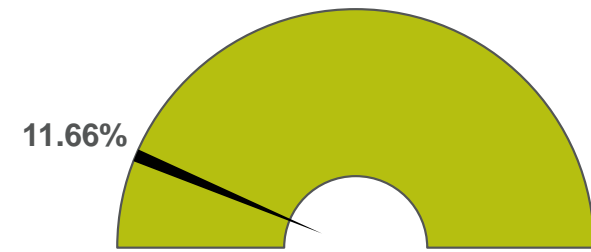
For the Period Ending May 31, 2022



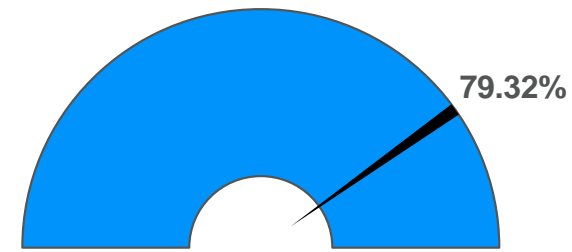
General Fund | Revenue Dashboard Summary

For the Period Ending May 31, 2022

Projected Year-End Balances as % of Budgeted Revenue




Actual YTD Revenues



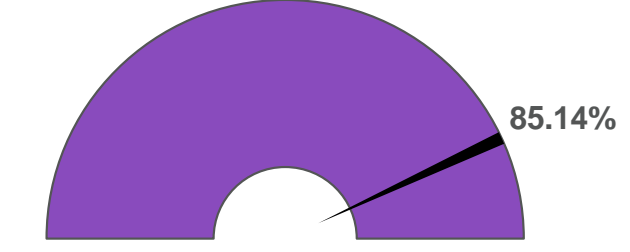
Projected YTD Revenues
78.10%

Actual YTD by Local Sources



Projected YTD Local Sources
75.39%

Actual YTD by State Sources

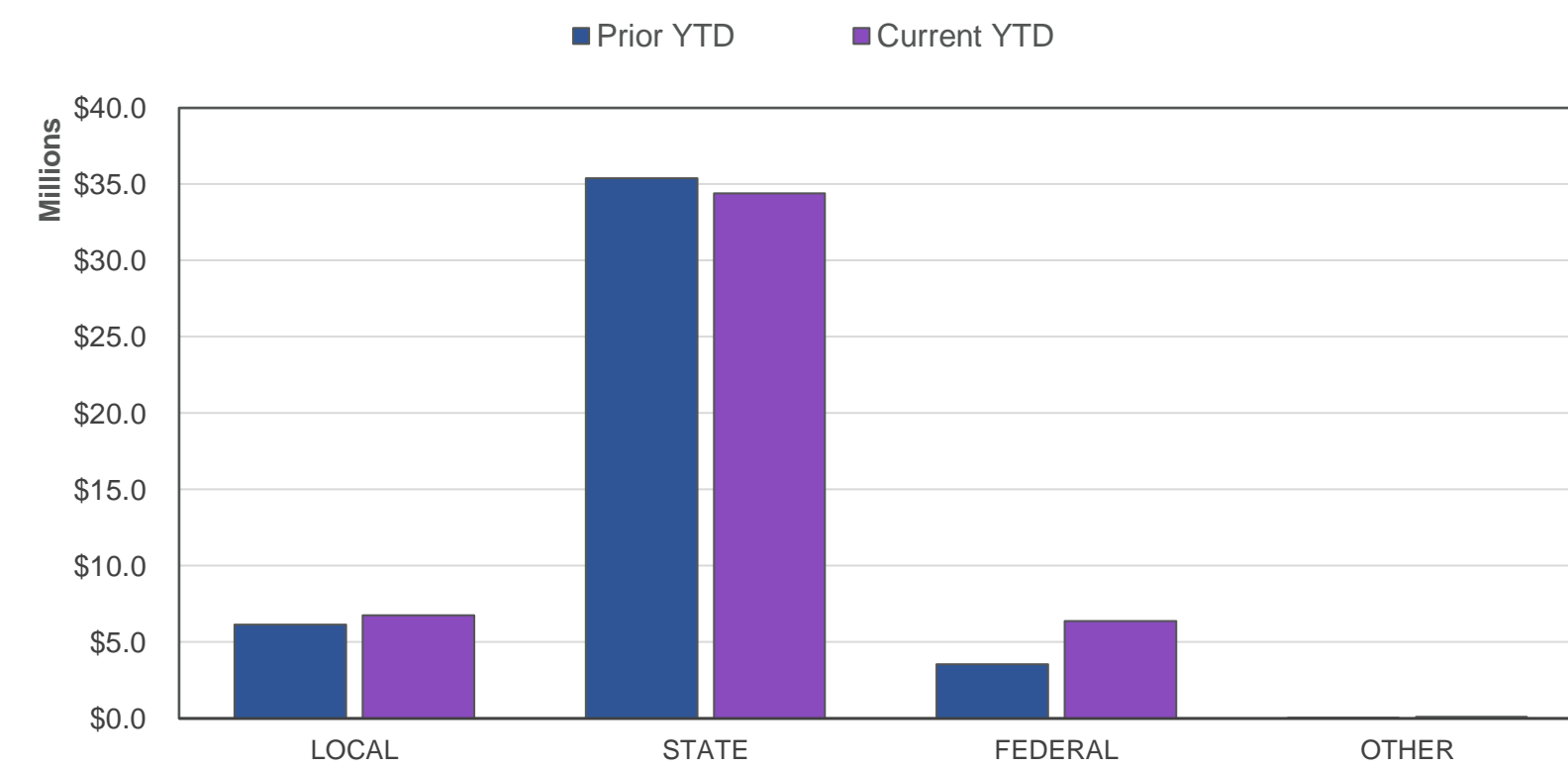


Projected YTD State Sources
85.35%

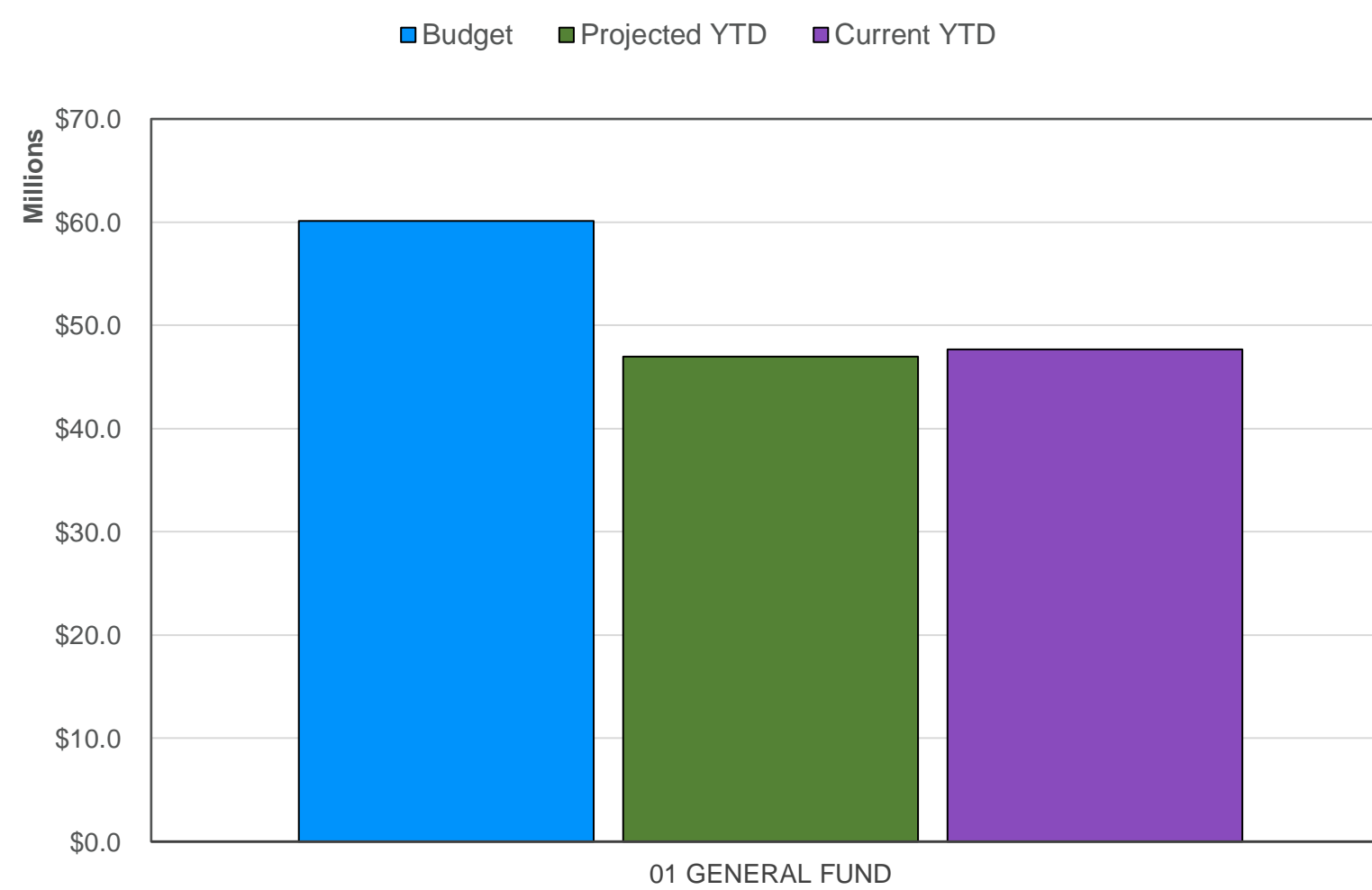
Top 10 General Fund Sources of Revenue (Year-to-Date)

General Education Aid	\$28,723,587.20
Federal Aid/Mde (Requires Fin)	\$6,157,013.02
Property Tax Levy, General	\$5,506,401.83
State Aid For Special Education	\$5,443,482.96
Misc Rev From Local Sources	\$331,513.69
Ma Rev/Dept Of Human Svcs	\$301,144.72
Federal Aid Thru Other Agency	\$228,969.07
Rent	\$182,500.00
Fees From Patrons	\$141,817.59
Endowment Fund Apportionment	\$137,188.06
Percent of Total Revenues Year-to-Date	98.89%

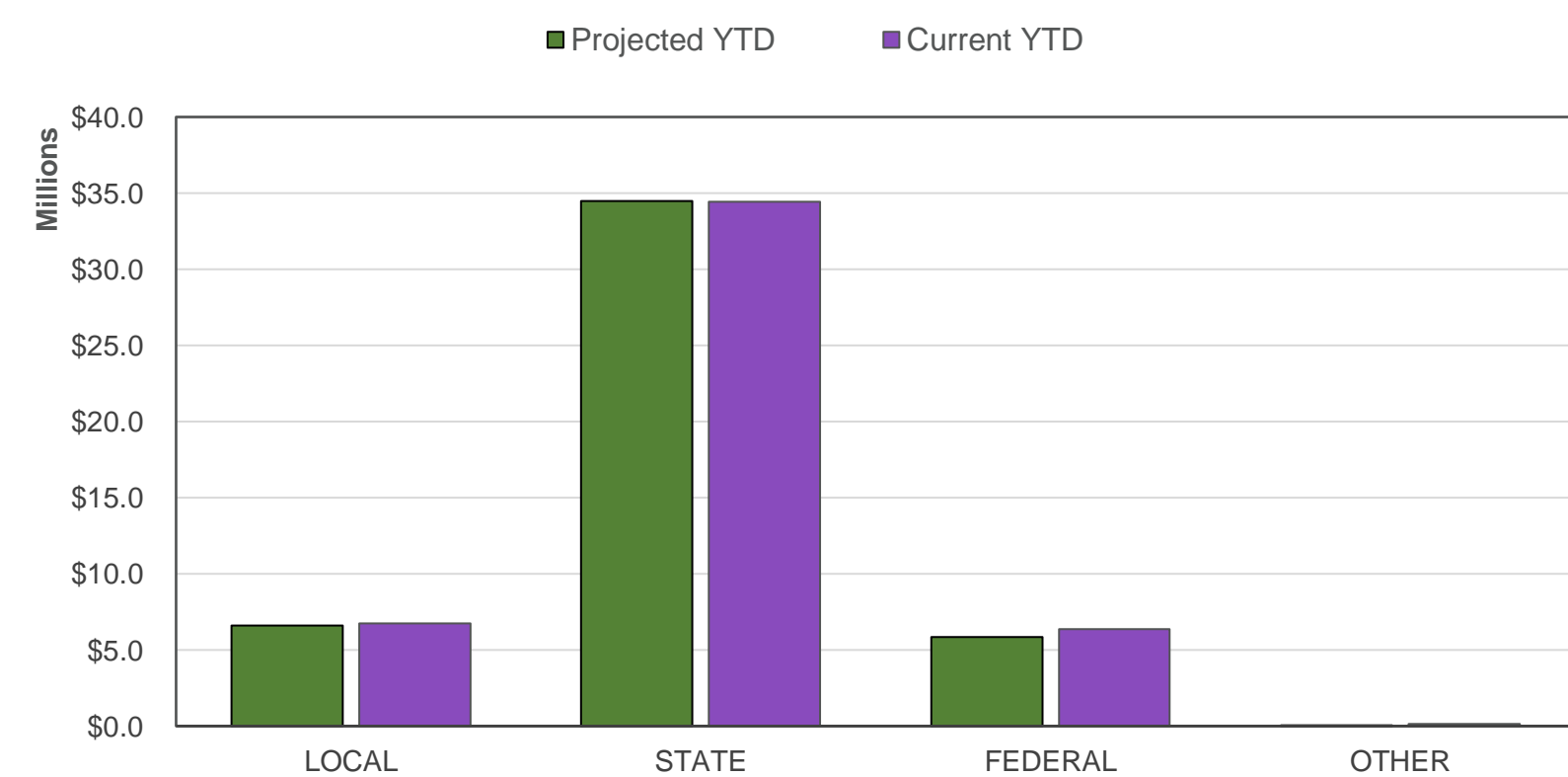
Revenue by Source | Prior YTD vs. Current YTD



Total Revenue | Budget / Projected YTD / Current YTD



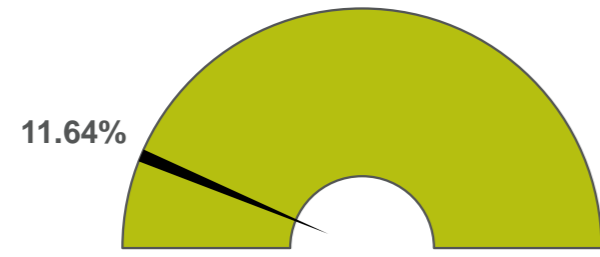
Revenue by Source | Projected YTD vs. Current YTD



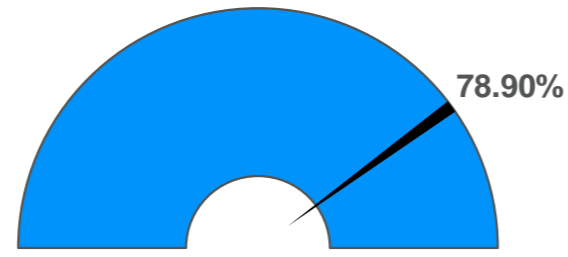
General Fund | Expenditure Dashboard Summary

For the Period Ending May 31, 2022

Projected Year-End Balances as % of Budgeted Expenditures

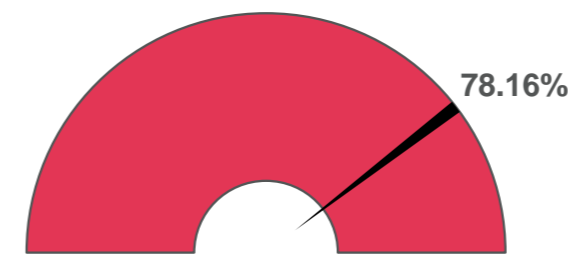


Actual YTD Expenditures



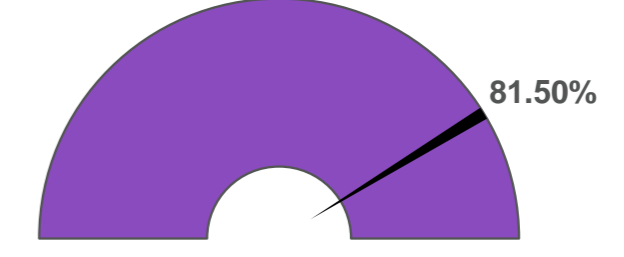
Projected YTD Expenditures
79.82%

Actual YTD Salaries / Benefits



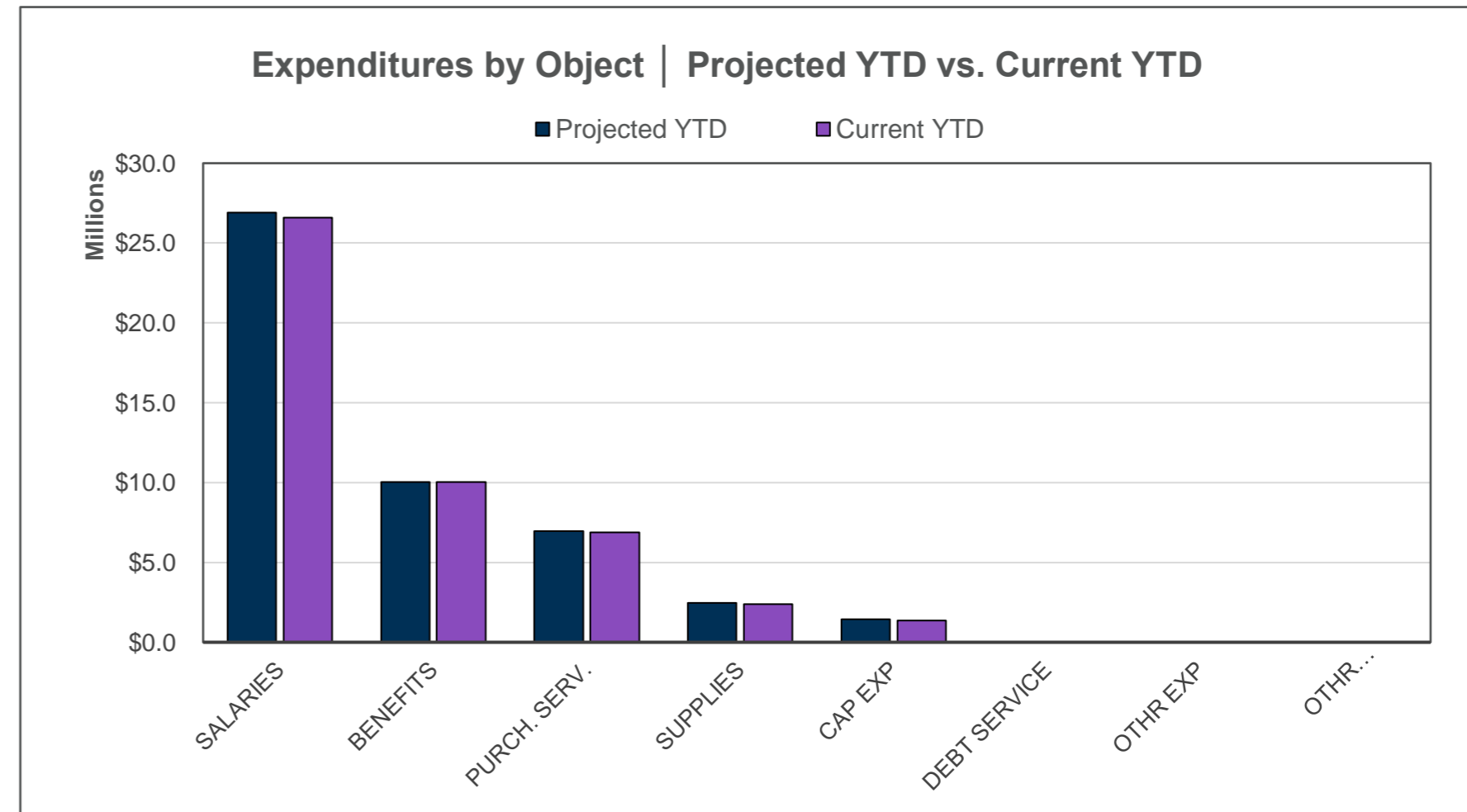
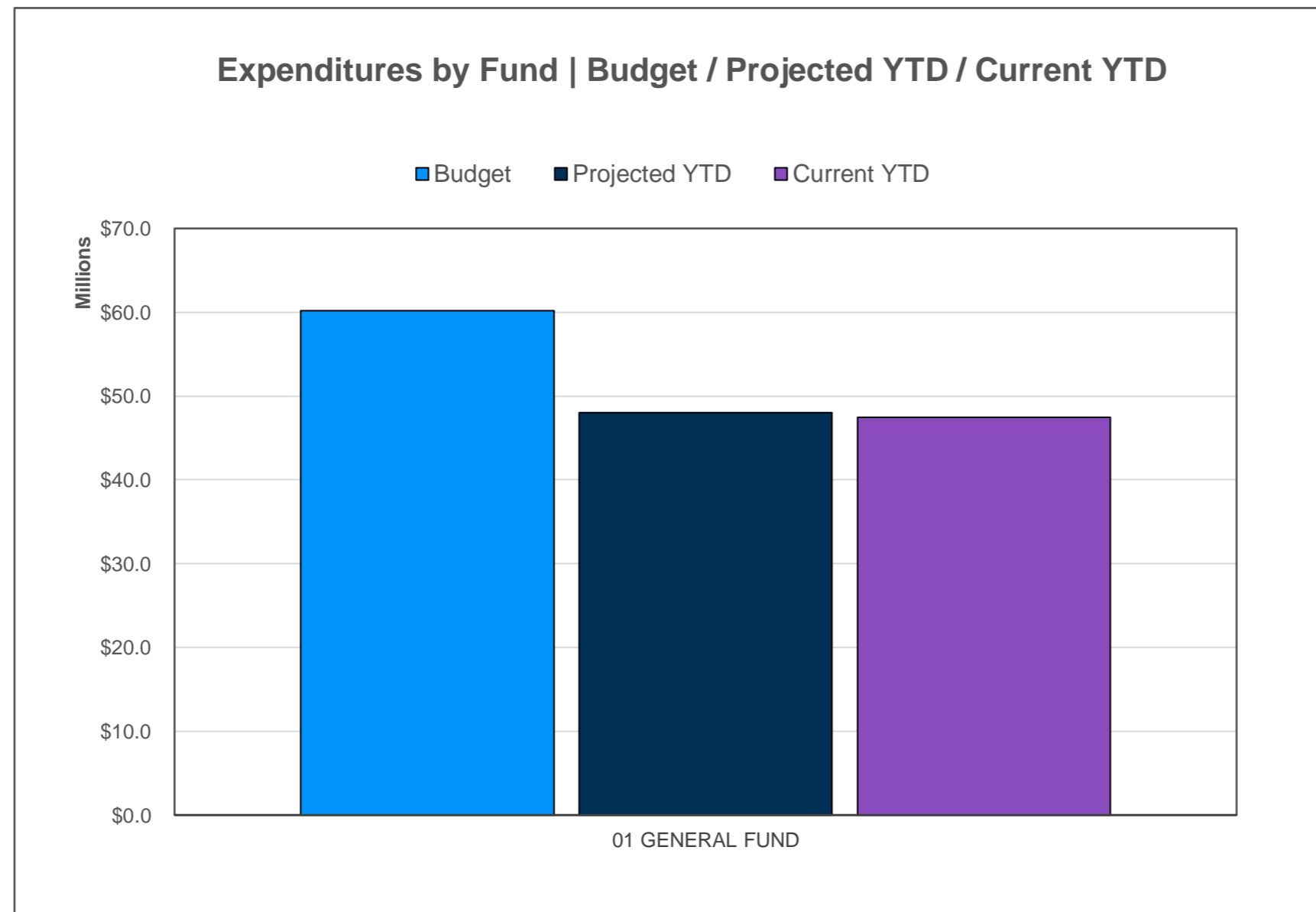
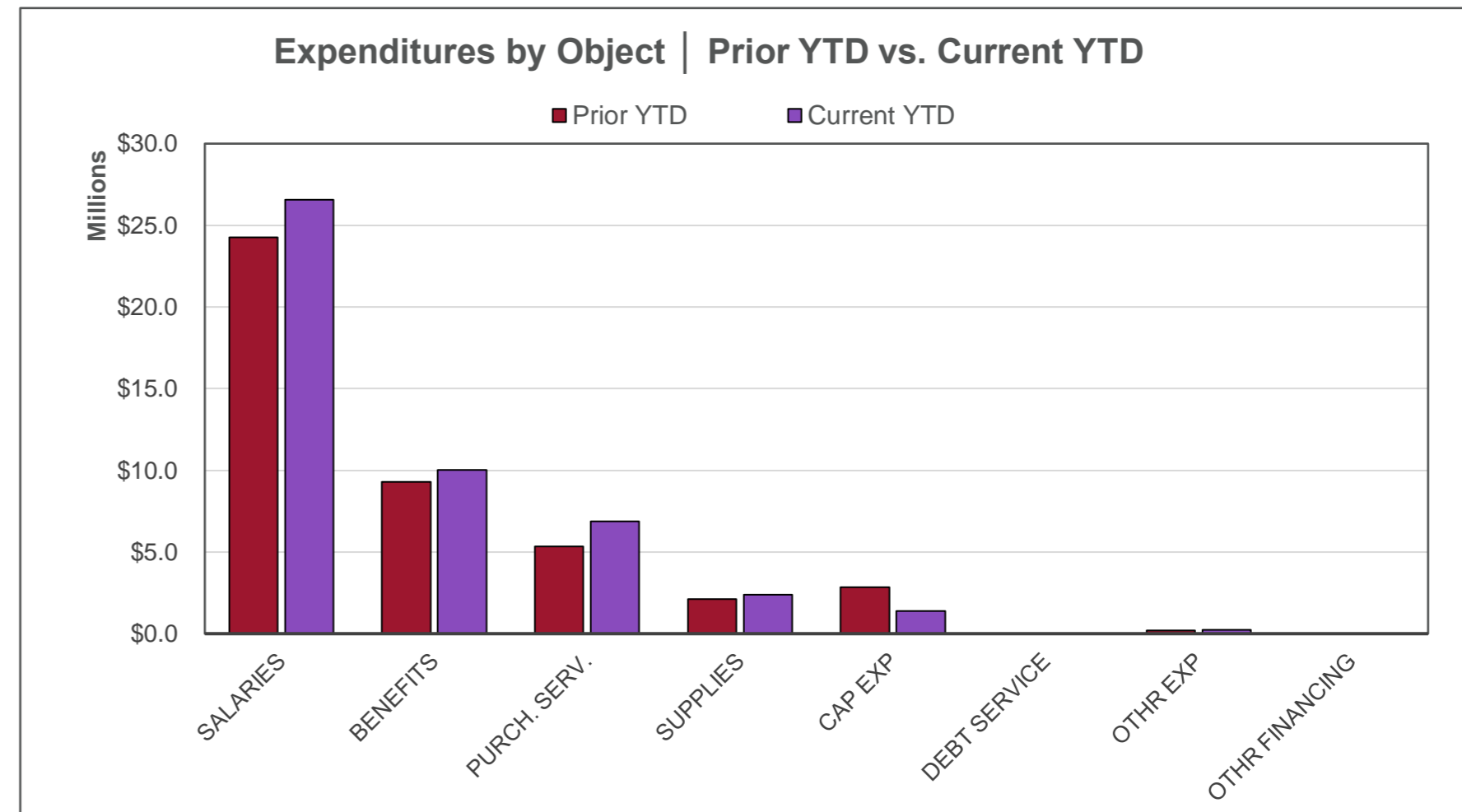
Projected YTD Salaries / Benefits
78.85%

Actual YTD Other Objects



Projected YTD Other Objects
83.21%

Top 10 General Fund Expenditures by Program (Year-to-Date)	
Licensed Classroom Teacher	\$14,048,790.94
Health Insurance	\$4,153,465.82
Transport Contr <=\$25,000	\$3,396,833.73
Non,Instructional Support	\$2,926,132.49
Administration/Supervision	\$2,503,172.64
Fica/Medicare	\$1,953,925.76
Tra	\$1,598,841.40
Certified Para/Pca	\$1,558,873.12
Tax Advantage Employer Hlth Argmt	\$1,029,063.11
Other Licensed/Certified Salary	\$982,934.60
Percent of Total Expenditures Year-to-Date	71.90%



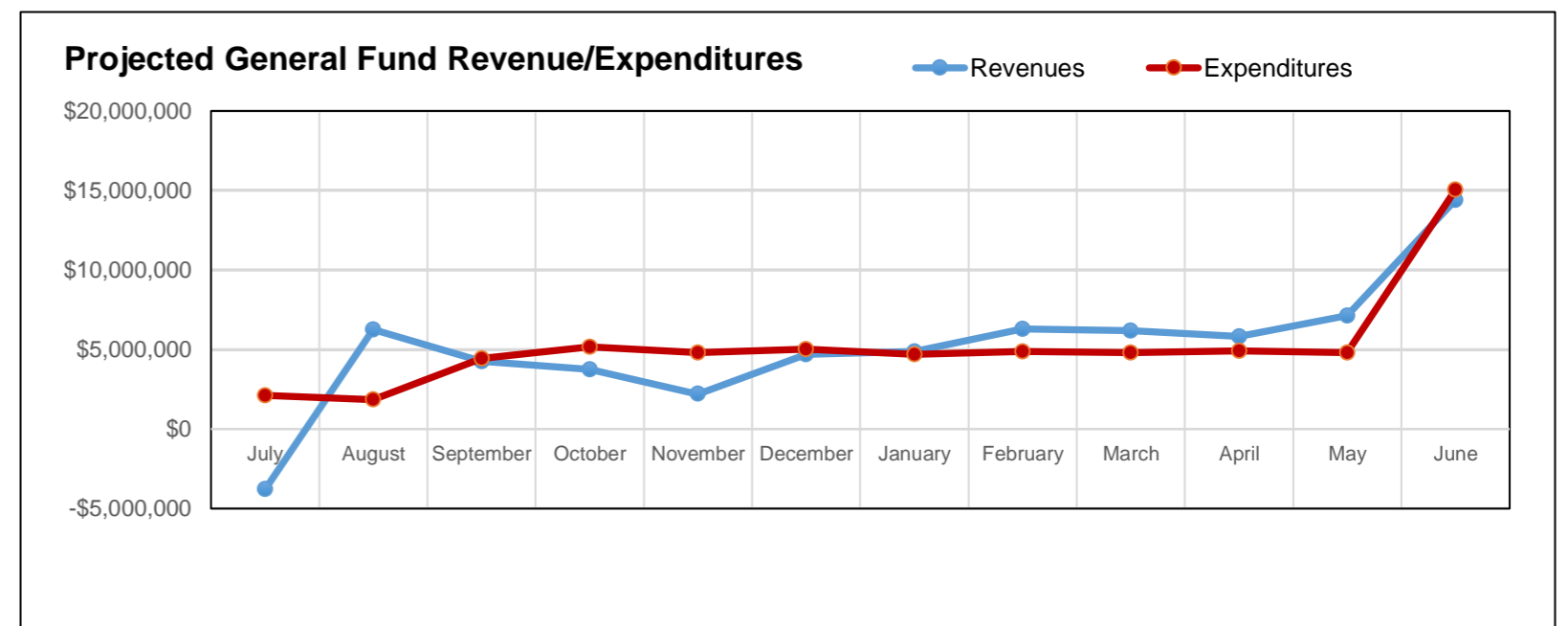
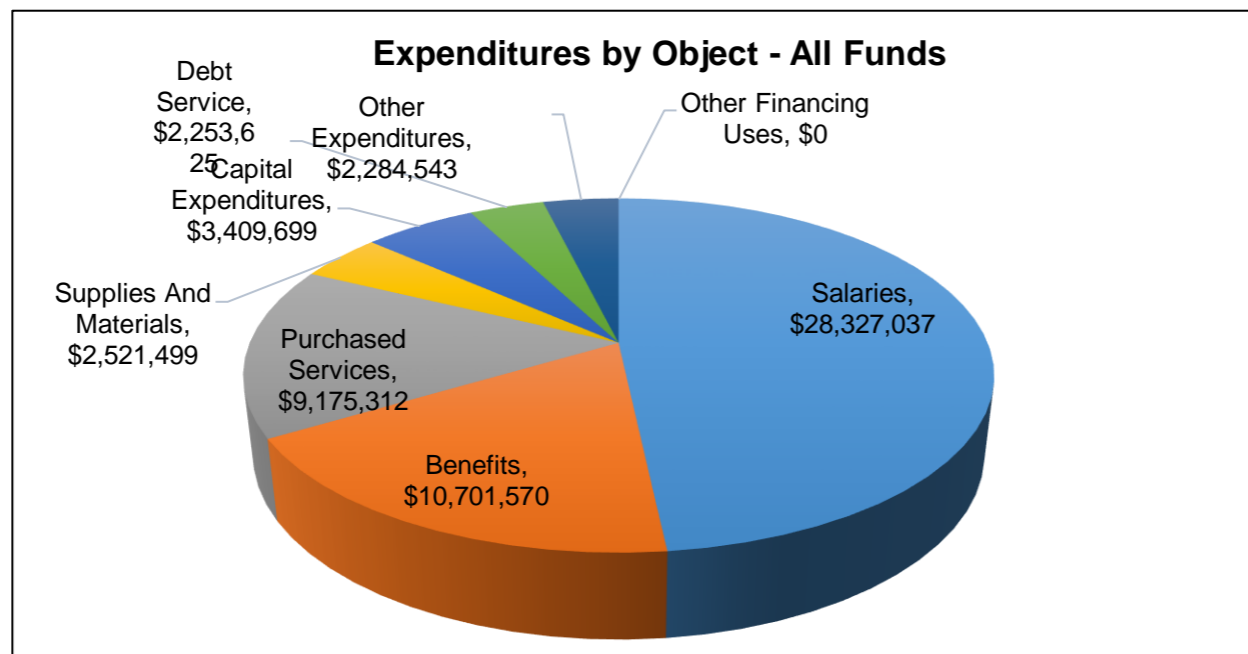
Statement of Revenues, Expenditures, Other Financing Sources (Uses) And Changes In Fund Balance

For the Period Ending May 31, 2022

All Funds Summary Breakdown

(With Comparative Totals For the Period Ended July, 2021 - May, 2022)

	All Funds			Fund Breakdown								
	FY2021	FY2022	% Incr/(Decr)	General Fund	Food Service Fund	Community Service Fund	Building Construction Fund	Debt Service Fund	Trust Fund	Internal Service Fund	Postemployment Benefits Irrevocable Trust Fund	
REVENUES												
Local	\$12,059,350	\$12,078,073	0.16%	6,763,543	79,539	1,476,468	4,378	1,428,097	0	2,557,581	(231,533)	
State	\$36,336,541	\$35,236,419	(3.03%)	34,412,864	44,172	603,108	0	176,276	0	0	0	
Federal	\$5,273,660	\$9,130,689	73.14%	6,385,982	2,511,170	233,537	0	0	0	0	0	
Other	\$3,865,989	\$158,787	(95.89%)	120,496	38,292	0	0	0	0	0	0	
TOTAL REVENUE	\$57,535,540	\$56,603,969	(1.62%)	47,682,885	2,673,172	2,313,113	4,378	1,604,373	0	2,557,581	(231,533)	
EXPENDITURES												
Salaries	\$25,718,300	\$28,327,037	10.14%	26,583,495	39,071	1,704,471	0	0	0	0	0	
Benefits	\$9,893,948	\$10,701,570	8.16%	10,026,050	19,623	542,685	0	0	0	0	113,213	
Purchased Services	\$7,516,791	\$9,175,312	22.06%	6,896,356	1,609,783	474,960	177,970	0	0	0	16,243	
Supplies And Materials	\$2,272,279	\$2,521,499	10.97%	2,382,258	3,892	135,350	0	0	0	0	0	
Capital Expenditures	\$2,910,025	\$3,409,699	17.17%	1,374,748	28,997	12,777	1,993,177	0	0	0	0	
Debt Service	\$2,252,250	\$2,253,625	0.06%	0	0	0	0	2,253,625	0	0	0	
Other Expenditures	\$2,639,452	\$2,284,543	(13.45%)	237,377	0	2,404	0	0	0	2,044,762	0	
Other Financing Uses	\$0	\$0		0	0	0	0	0	0	0	0	
TOTAL EXPENDITURES	\$53,203,045	\$58,673,285	10.28%	47,500,284	1,701,366	2,872,645	2,171,147	2,253,625	0	2,044,762	129,456	
SURPLUS / (DEFICIT)	4,332,495	(2,069,316)	(147.76%)	182,601	971,807	(559,533)	(2,166,769)	(649,252)	0	512,819	(360,989)	
FUND BALANCE												
Beginning of Period				7,465,715	626,637	1,153,422	3,650,878	542,092	0	26,100	0	
End of Period				7,648,316	1,598,444	593,889	1,484,109	(107,160)	0	538,919	(360,989)	



Mission Statement

"Faribault Public Schools provides a high-quality and equitable education that nurtures, inspires, challenges, and empowers all students to engage and grow as learners and citizens."

#WeAreFaribault



FARIBAULT PUBLIC SCHOOLS

FY 2021-2022 FINAL BUDGET

JUNE 27, 2022



FARIBAUT PUBLIC SCHOOLS
SCHOOL BOARD AND DISTRICT ADMINISTRATION

SCHOOL BOARD

	<u>Position on Board</u>	<u>Term Expires on December 31</u>
Chad Wolff	<i>Chair</i>	2022
John Bellingham	<i>Vice Chair</i>	2022
LeeAnn Lechtenberg	<i>Director</i>	2022
Courtney Cavellier	<i>Treasurer</i>	2022
Richard Olson	<i>Director</i>	2024
Jerry Robicheau	<i>Director</i>	2024
Cassie Steeves	<i>Clerk</i>	2024

DISTRICT ADMINISTRATION

Todd Sesker	Superintendent
Scott Gerdes	Director of Finance and Operations
Tracy Corcoran	Director of Teaching and Learning
Robert Dehnert	Director of Special Services
Nicole Yochum	Director of Human Resources
Anne Marie Leland	Director of Community Education

FARIBAULT PUBLIC SCHOOLS

SCHOOL ADMINISTRATION

Faribault High School

Jamie Bente	Principal
Ryan Wynn	Assistant Principal
Stacy Fox	Assistant Principal

Faribault Middle School

Joe Sage	Principal
Joel Young	Assistant Principal

Jefferson Elementary

Yesica Louis	Principal
--------------	-----------

Lincoln Elementary

Brad Palmer	Principal
-------------	-----------

Roosevelt Elementary

Shawn Peck	Principal
------------	-----------

McKinley Early Childhood Center

Olivia Sage	Coordinator
-------------	-------------

Faribault Area Learning Center

Cora Packard-Emery	Coordinator
--------------------	-------------

Faribault Education Center

Cassie Ohnstad	Coordinator
----------------	-------------

Highlights of the Final 2021-22 Budget

General Fund

Revenues

❖ American Rescue Plan Act funding for mental health	\$ 177,523
❖ American Rescue Plan Act funding for COVID testing and supplies	\$ 191,034
❖ American Rescue Plan Act funding for SPED	\$ 146,123
❖ American Rescue Plan Act funding for SPED	\$ 18,000
❖ 2.45% added to the funding formula	\$ 520,087
❖ Additional SPED funding	\$ 200,000
❖ 32 additional ADM down 6 ADM and 74,825 from Revised Budget	\$ 184,791
❖ Reduction of CRRSA (ESSER II) funding	\$ (78,812)
❖ Reduction of ARPA (ESSER III) FIN 161 funding	\$ (458,254)
❖ Additional ARPA (ESSER III) FIN 160 funding	\$ 869,122
❖ Additional ARPA (ESSER III) FIN 163 funding	\$ 364,211

Expenditures

❖ Reduction of CRRSA (ESSER II) expenses	\$ (78,812)
❖ Reduction of ARPA (ESSER III) FIN 161 expenses	\$ (458,254)
❖ Additional ARPA (ESSER III) FIN 160 expenses	\$ 869,122
❖ Additional salary and benefits	\$ 651,560
❖ Salary and benefit changes from restricted to unrestricted	\$ 72,422
❖ Board approved capital additions from restricted revenue	\$ 91,187
❖ Additional expense for fuel and utilities	\$ 180,000

Other

- ❖ Unassigned Fund balance projected to be \$6,431,820 or 10.78% of budgeted expenditures

Food Service Fund

- ❖ Operating the Summer Food Service Program (SSO)
- ❖ Entered into 'Vended Meals' contract with Cannon River STEM School & Discovery
- ❖ Received 365,000 in Revenue from FY21
- ❖ Received 57,841 in Supply Chain Assistance (SCA) Funds

Community Education Fund

- ❖ ABE funding held harmless but program continues to increase contact hrs. \$ 361,096
- ❖ Additional Youth Funding through the Ignite Grant \$ 20,000

Building/Construction Fund

- ❖ Continued funding for the Early Childhood addition to Roosevelt funded by 2020A COP

Debt Service Fund

- ❖ Bond principal and interest payments scheduled for FY22

Internal Service Fund

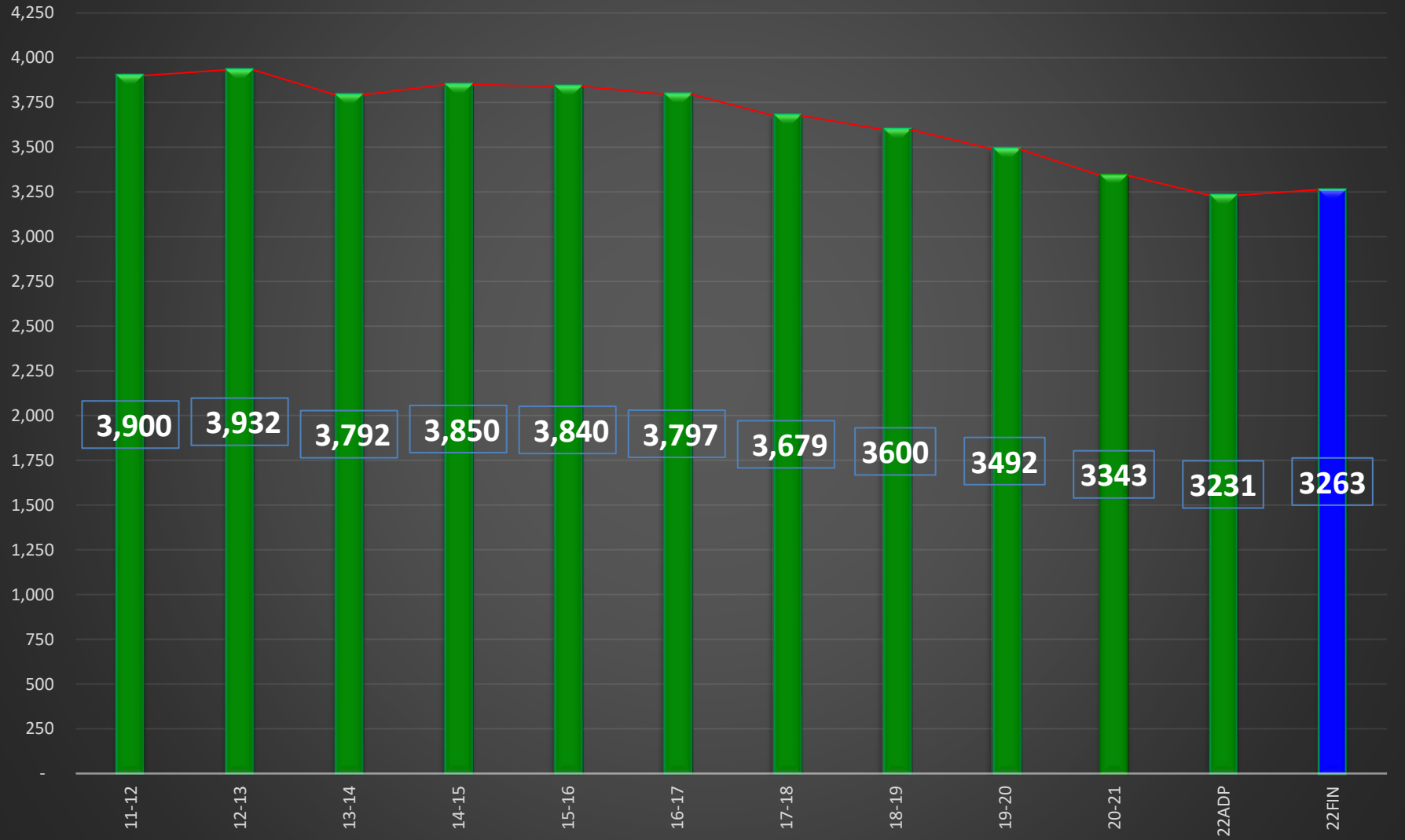
- ❖ Collection of insurance premiums and related payments of claims
- ❖ Anticipated claims for 219 total policies

Irrevocable Trust Fund

- ❖ District share of retiree insurance payments
- ❖ Anticipated full recognition of Implicit Rate subsidy to the General Fund \$159,000



Faribault Public Schools End of Year Average Daily Membership



Faribault Public Schools

Budget / Fund Balance Overview (BUDGET)

FY2021-2022 Final Budget

	Beginning Fund Balance	Revenues	Expenditures	Transfers	End of Year Proj. Balance	Net Increase or Decrease
General Fund - 01						
422 Unassigned Fund Balance	6,808,552	49,094,958	49,471,690	-	6,431,820	(376,732)
	12.72%				10.78%	-1.94%
Restricted						
401 Student Activities	98,561	100,000	99,000	-	99,561	1,000
403 Staff Development	45,387	484,147	484,147	-	45,387	-
424 Operating Capital	423,872	972,106	1,171,505	-	224,473	(199,399)
428 Learning and Development	-	634,051	634,051	-	-	-
434 Area Learning Center	-	1,071,269	1,071,269	-	-	-
438 Gifted and Talented	-	46,774	46,774	-	-	-
441 Basic Skills Programs	-	5,375,578	5,375,578	-	-	-
448 Achievement and Integration Revenue	-	733,968	733,968	-	-	-
449 Safe Schools Levy	27,665	127,937	127,937	-	27,665	-
459 Basic Skills Extended Time	-	-	-	-	-	-
467 Long-Term Facilities Maint	(491,131)	1,339,015	953,655	-	(105,771)	385,360
472 Medical Assistance	-	450,000	450,000	-	-	-
Subtotal Restricted	104,354	11,334,845	11,147,884	-	291,315	186,961
460 Nonspendable	55,575	-	-	-	55,575	-
Assigned Funds						
462 Assigned (Jackson Estate)	431,013	-	112,186	-	318,827	(112,186)
Total General Fund	7,399,494	60,429,803	60,731,760	-	7,097,537	(301,957)
Food Service Fund - 02						
464 Restricted	785,496	2,915,692	2,544,579	-	1,156,609	371,113

Community Services - 04								
464 Restricted		42,875	395,542	418,068	-	20,349	(22,526)	
Restricted / Reserved								
431 Community Education		478,885	1,286,846	1,253,050	-	512,681	33,796	
432 Early Childhood		59,867	259,648	219,375	-	100,140	40,273	
444 School Readiness		388,774	1,003,660	1,011,556	-	380,878	(7,896)	
447 Adult Basic Education		193,266	423,515	538,617	-	78,164	(115,102)	
Restricted/Reserved - Subtotal		1,120,792	2,973,669	3,022,598	-	1,071,863	(48,929)	
Total Community Education		1,163,667	3,369,211	3,440,666	-	1,092,212	(71,455)	
Construction - 06								
464 Restricted		3,487,844	28,951	2,437,958	-	1,078,837	(2,409,007)	
Debt Service - 07								
464 Restricted		534,581	2,260,919	2,255,050	-	540,450	5,869	
Internal Service Fund - 20								
		26,100	2,816,732	2,769,139	-	73,693	47,593	
OPEB Irrevocable Trust - 45								
		2,893,705	335,000	335,000	-	2,893,705	-	
Total All Funds:								
		16,290,887	72,156,308	74,514,152	-	13,933,043	(2,357,844)	

**Faribault Public Schools
Budget Summary of Governmental Funds
FY 2021-2022 Final Budget**

	Total All Governmental Funds	General Fund	Food Service Fund	Community Service Fund	Building Fund	Debt Service Fund	Internal Service Fund	Irrevocable Trust Fund
REVENUES								
Local Property Tax Levies	\$ 9,819,640	\$ 7,370,586		\$ 366,911		\$ 2,082,143		
Other Local and County Revenues	\$ 5,992,282	\$ 1,549,818	\$ 19,100	\$ 1,240,181	\$ 28,951	\$ 2,500	\$ 2,816,732	\$ 335,000
Revenues from State Sources	\$ 41,824,893	\$ 40,311,605	\$ -	\$ 1,337,012		\$ 176,276		
Revenues from Federal Sources	\$ 14,519,493	\$ 11,197,794	\$ 2,896,592	\$ 425,107				
Total Revenues	\$ 72,156,308	\$ 60,429,803	\$ 2,915,692	\$ 3,369,211	\$ 28,951	\$ 2,260,919	\$ 2,816,732	\$ 335,000
EXPENDITURES								
Administration	\$ 2,066,291	\$ 2,066,291						
District Support Services	\$ 1,512,300	\$ 1,512,300						
Regular Instruction	\$ 26,982,651	\$ 26,982,651						
Vocational Education Instruction	\$ 559,053	\$ 559,053						
Special Education Instruction	\$ 11,919,531	\$ 11,919,531						
Community Education and Services	\$ 3,319,891			\$ 3,319,891				
Instructional Support Services	\$ 4,858,078	\$ 4,858,078						
Pupil Support Services	\$ 9,465,668	\$ 6,800,314	\$ 2,544,579	\$ 120,775				
Sites and Buildings	\$ 8,274,493	\$ 5,836,535			\$ 2,437,958			
Fiscal/Other Fixed Costs Programs	\$ 5,556,196	\$ 197,007				\$ 2,255,050	\$ 2,769,139	\$ 335,000
Total Expenditures	\$ 74,514,152	\$ 60,731,760	\$ 2,544,579	\$ 3,440,666	\$ 2,437,958	\$ 2,255,050	\$ 2,769,139	\$ 335,000
OTHER FINANCING SOURCES (USES)	\$ -	\$ -	\$ -	\$ -	\$ -	\$ -	\$ -	\$ -
Excess (Deficiency) of Revenues								
Over (Under) Expenditures	\$ (2,357,844)	\$ (301,957)	\$ 371,113	\$ (71,455)	\$ (2,409,007)	\$ 5,869	\$ 47,593	\$ -
Fund Balance June 30, 2020	\$ 16,074,828	\$ 7,399,494	\$ 569,437	\$ 1,163,667	\$ 3,487,844	\$ 534,581	\$ 26,100	\$ 2,893,705
Projected Fund Balance June 30, 2021	\$ 13,716,984	\$ 7,097,537	\$ 940,550	\$ 1,092,212	\$ 1,078,837	\$ 540,450	\$ 73,693	\$ 2,893,705



**Faribault Public Schools
Expenditures by Object of Governmental Funds
FY 2021-2022 Final Budget**

	Total All Governmental Funds	General Fund	Food Service Fund	Community Service Fund	Building Fund	Debt Service Fund	Internal Service Fund	Irrevocable Trust Fund
EXPENDITURES								
Salaries and Wages	\$ 36,168,230	\$ 34,086,636	\$ 43,668	\$ 2,037,926				
Employee Benefits	\$ 13,528,255	\$ 12,531,149	\$ 13,454	\$ 664,652				\$ 319,000
Purchased Services	\$ 10,793,913	\$ 8,154,722	\$ 2,093,125	\$ 498,066	\$ 32,000			\$ 16,000
Supplies and Materials	\$ 3,929,555	\$ 3,525,594	\$ 199,682	\$ 204,279				
Capital Expenditures	\$ 4,670,506	\$ 2,048,557	\$ 194,650	\$ 21,341	\$ 2,405,958			
Debt Service	\$ 2,255,050	\$ -	\$ -	\$ -		\$ 2,255,050		
Other Expenditures	\$ 3,168,643	\$ 385,102	\$ -	\$ 14,402			\$ 2,769,139	
Total Expenditures	\$ 74,514,152	\$ 60,731,760	\$ 2,544,579	\$ 3,440,666	\$ 2,437,958	\$ 2,255,050	\$ 2,769,139	\$ 335,000

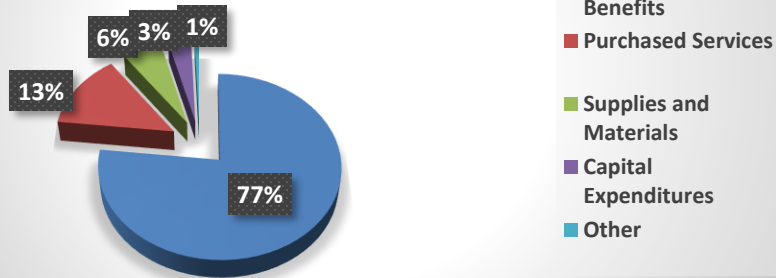
**Faribault Public Schools
General Fund Comparative Information**

	Actual FY 2019-20	Actual FY 2020-21	Final Budget FY 2021-2022
REVENUES			
Local Property Tax Levies	\$ 6,082,402	\$ 6,110,653	\$ 7,370,586
Other Local and County Revenues	\$ 1,581,050	\$ 1,594,669	\$ 1,549,818
Revenues from State Sources	\$ 42,018,114	\$ 40,938,996	\$ 40,311,605
Revenues from Federal Sources	\$ 2,805,270	\$ 6,374,439	\$ 11,197,794
Total Revenues	\$ 52,486,836	\$ 55,018,757	\$ 60,429,803
EXPENDITURES			
Administration	\$ 2,211,236	\$ 2,159,859	\$ 2,066,291
District Support Services	\$ 1,678,575	\$ 1,669,801	\$ 1,512,300
Regular Instruction	\$ 20,369,108	\$ 22,499,629	\$ 26,982,651
Vocational Education Instruction	\$ 445,196	\$ 493,783	\$ 559,053
Special Education Instruction	\$ 11,296,796	\$ 11,946,508	\$ 11,919,531
Instructional Support Services	\$ 4,318,143	\$ 4,430,984	\$ 4,858,078
Pupil Support Services	\$ 5,371,377	\$ 5,560,157	\$ 6,800,314
Sites and Buildings	\$ 6,850,265	\$ 6,511,968	\$ 5,836,535
Fiscal/Other Fixed Costs Programs	\$ 175,878	\$ 170,909	\$ 197,007
Total Expenditures	\$ 52,716,574	\$ 55,443,598	\$ 60,731,760
OTHER FINANCING SOURCES (USES)	\$ 1,403,222	\$ -	\$ -
Excess (Deficiency) of Revenues	<hr/>		
Over (Under) Expenditures	\$ 1,173,484	\$ (424,841)	\$ (301,957)
Fund Balance - July 1 **	\$ 6,650,851	\$ 7,824,335	\$ 7,399,494
Fund Balance - June 30	\$ 7,824,335	\$ 7,399,494	\$ 7,097,537

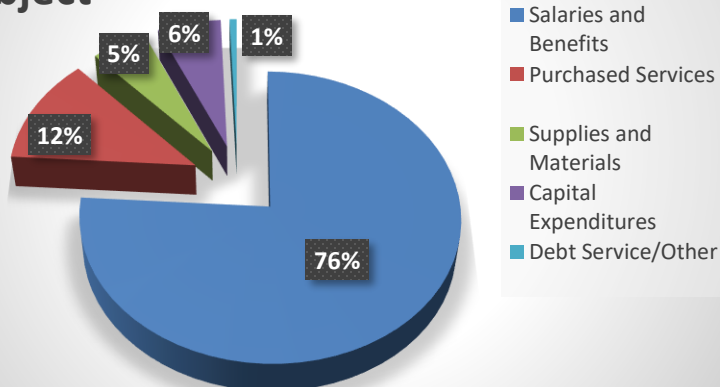
**Faribault Public Schools
General Fund Comparative Information
Expenditures by Object**

	Actual FY 2019-20	Actual FY 2020-21	Final Budget FY 2021-2022
EXPENDITURES			
Salaries and Wages	\$ 28,913,093	\$ 30,583,055	\$ 34,086,636
Employee Benefits	\$ 11,352,781	\$ 11,552,662	\$ 12,531,149
Purchased Services	\$ 7,348,094	\$ 6,723,080	\$ 8,154,722
Supplies and Materials	\$ 1,928,206	\$ 2,903,929	\$ 3,525,594
Capital Expenditures	\$ 2,887,294	\$ 3,314,371	\$ 2,048,557
Other Expenditures	\$ 287,106	\$ 366,501	\$ 385,102
Total Expenditures	\$ 52,716,574	\$ 55,443,598	\$ 60,731,760

FY 2021-2022 General Fund Expenditures by Object



FY 2020-21 General Fund Expenditures by Object



Faribault Public Schools Food Service Fund Comparative Information

	Actual FY 2019-20	Actual FY 2020-21	Final Budget FY 2021-2022
REVENUES			
Other Local Revenues	\$ 288,777	\$ 11,507	\$ 19,100
Revenues from State Sources	\$ 76,158	\$ 55,222	\$ -
Revenues from Federal Sources	\$ 1,926,459	\$ 2,008,819	\$ 2,896,592
Total Revenues	\$ 2,291,394	\$ 2,075,548	\$ 2,915,692
EXPENDITURES			
Pupil Support Services	\$ 1,988,050	\$ 2,092,371	\$ 2,544,579
Total Expenditures	\$ 1,988,050	\$ 2,092,371	\$ 2,544,579
Excess (Deficiency) of Revenues Over (Under) Expenditures	<u>\$ 303,344</u>	<u>\$ (16,823)</u>	<u>\$ 371,113</u>
Fund Balance - July 1	\$ 282,916	\$ 586,260	\$ 785,496
Fund Balance - June 30	\$ 586,260	\$ 569,437	\$ 1,156,609



**Faribault Public Schools
Community Education Fund Comparative Information**

	Actual FY 2019-20	Actual FY 2020-21	Final Budget FY 2021-2022
REVENUES			
Local Property Tax Levies	\$ 349,407	\$ 35,864	\$ 366,911
Other Local Revenues	\$ 1,144,469	\$ 1,696,663	\$ 1,240,181
Revenues from State Sources	\$ 1,062,740	\$ 1,137,803	\$ 1,337,012
Revenues from Federal Sources	\$ 243,249	\$ 265,265	\$ 425,107
Total Revenues	\$ 2,799,865	\$ 3,135,595	\$ 3,369,211
EXPENDITURES			
General Community Education	\$ 614,007	\$ 905,062	\$ 850,233
Adults with Disabilities	\$ 103,857	\$ 45,699	\$ 89,110
Adult Basic/Continuing Education	\$ 487,193	\$ 426,862	\$ 694,037
School Age Care	\$ 197,997	\$ 146,362	\$ 243,327
Early Childhood Family Education	\$ 246,262	\$ 175,400	\$ 219,375
School Readiness	\$ 767,153	\$ 834,373	\$ 1,076,928
Preschool Screening	\$ 10,858	\$ 16,090	\$ 14,262
Youth Development/Youth Services	\$ 85,359	\$ 55,713	\$ 70,380
Other Community Programs	\$ 73,093	\$ 96,920	\$ 62,239
Pupil Support Services	\$ 118,283	\$ 129,296	\$ 120,775
Total Expenditures	\$ 2,704,062	\$ 2,831,777	\$ 3,440,666
Excess (Deficiency) of Revenues Over (Under) Expenditures	<u>\$ 95,803</u>	<u>\$ 303,818</u>	<u>\$ (71,455)</u>
Fund Balance - July 1	\$ 764,046	\$ 859,849	\$ 1,163,667
Fund Balance - June 30	\$ 859,849	\$ 1,163,667	\$ 1,092,212

**Faribault Public Schools
Building/Construction Fund Comparative Information**

	Actual FY 2019-20	Actual FY 2020-21	Final Budget FY 2021-2022
REVENUES			
Other Local Revenues	\$ 13,402	\$ 5,000	\$ 28,951
Total Revenues	\$ 13,402	\$ 5,000	\$ 28,951
EXPENDITURES			
Sites and Buildings	\$ 1,144,456	\$ 922,623	\$ 2,437,958
Total Expenditures	\$ 1,144,456	\$ 922,623	\$ 2,437,958
OTHER FINANCING SOURCES (USES)	\$ -	\$ 3,861,408	\$ -
Excess (Deficiency) of Revenues	<hr/>		
Over (Under) Expenditures	\$ (1,131,054)	\$ 2,943,785	\$ (2,409,007)
Fund Balance - July 1	\$ -	\$ 544,059	\$ 3,487,844
Fund Balance - June 30	\$ (1,131,054)	\$ 3,487,844	\$ 1,078,837

**Faribault Public Schools
Debt Service Fund Comparative Information**

	Actual FY 2019-20	Actual FY 2020-21	Final Budget FY 2021-2022
REVENUES			
Local Property Tax Levies	\$ 1,709,973	\$ 2,070,494	\$ 2,082,143
State Aids	\$ 197,239	\$ 204,366	\$ 176,276
Other Local and County Revenues	\$ 45,063	\$ 1,763	\$ 2,500
Total Revenues	\$ 1,952,275	\$ 2,276,623	\$ 2,260,919
EXPENDITURES			
Fiscal/Other Fixed Costs Programs	\$ 2,008,103	\$ 2,252,725	\$ 2,255,050
Total Expenditures	\$ 2,008,103	\$ 2,252,725	\$ 2,255,050
OTHER FINANCING SOURCES (USES)	\$ -	\$ -	\$ -
Excess (Deficiency) of Revenues Over (Under) Expenditures	\$ (55,828)	\$ 23,898	\$ 5,869
Fund Balance - July 1	\$ 566,511	\$ 510,683	\$ 534,581
Fund Balance - June 30	\$ 510,683	\$ 534,581	\$ 540,450

**Faribault Public Schools
Internal Service Fund Comparative Information**

	Actual FY 2019-20	Actual FY 2020-21	Final Budget FY 2021-2022
REVENUES			
Other Local Revenues	\$ -	\$ 2,730,132	\$ 2,816,732
Total Revenues	\$ -	\$ 2,730,132	\$ 2,816,732
EXPENDITURES			
Fiscal/Other Fixed Costs Programs	\$ -	\$ 2,704,032	\$ 2,769,139
Total Expenditures	\$ -	\$ 2,704,032	\$ 2,769,139
Excess (Deficiency) of Revenues			
Over (Under) Expenditures	\$ -	\$ 26,100	\$ 47,593
Fund Balance - July 1	\$ -	\$ -	\$ 26,100
Fund Balance - June 30	\$ -	\$ 26,100	\$ 73,693

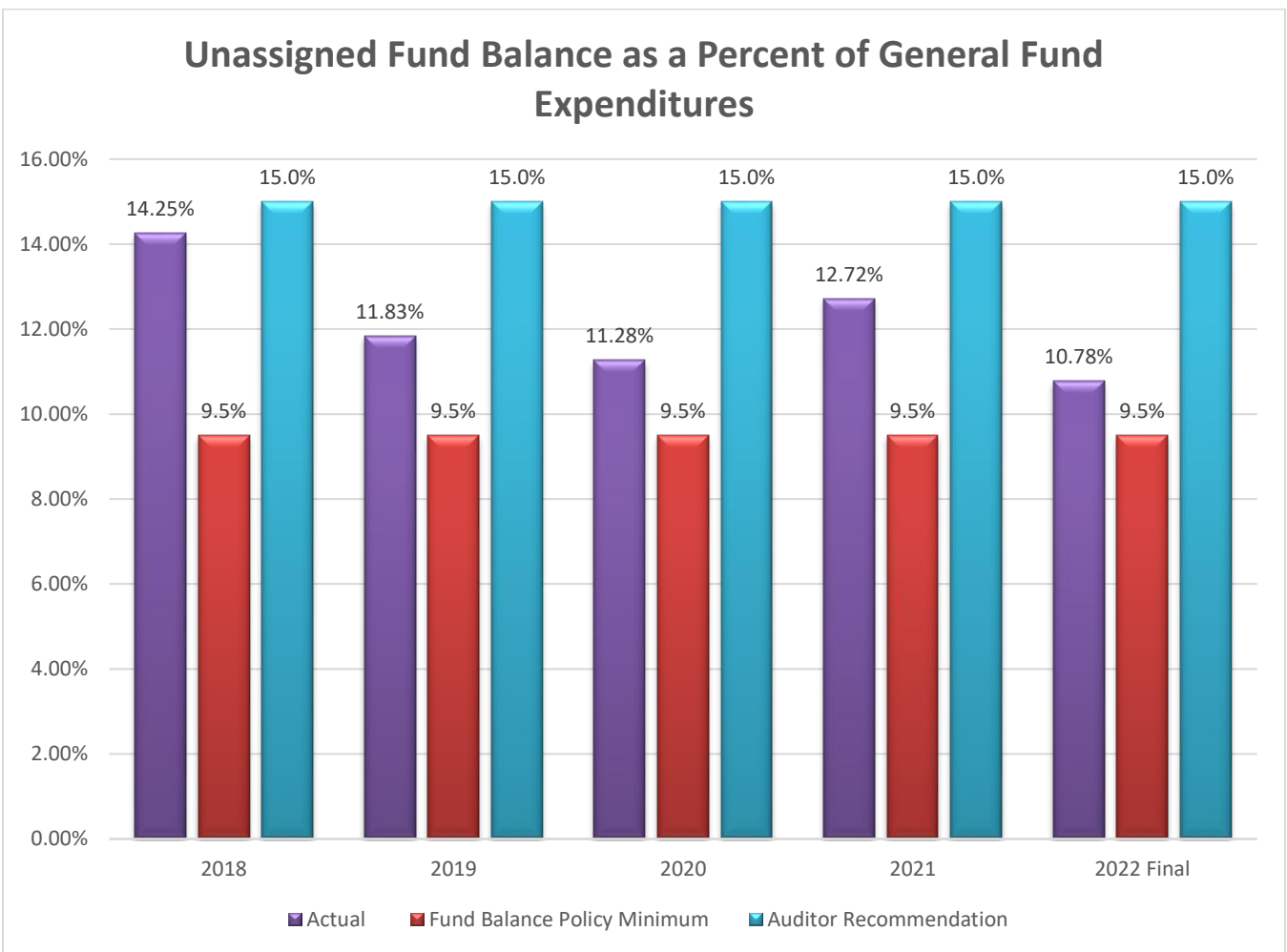
**Faribault Public Schools
Irrevocable Trust Fund Comparative Information**

	Actual FY 2019-20	Actual FY 2020-21	Final Budget FY 2021-2022
REVENUES			
Other Local Revenues	\$ 133,389	\$ 585,390	\$ 335,000
Total Revenues	\$ 133,389	\$ 585,390	\$ 335,000
EXPENDITURES			
Fiscal/Other Fixed Costs Programs	\$ 202,208	\$ 163,900	\$ 335,000
Total Expenditures	\$ 202,208	\$ 163,900	\$ 335,000
Excess (Deficiency) of Revenues Over (Under) Expenditures	\$ (68,819)	\$ 421,490	\$ -
Fund Balance - July 1	\$ 2,541,034	\$ 2,472,215	\$ 2,893,705
Fund Balance - June 30	\$ 2,472,215	\$ 2,893,705	\$ 2,893,705

Faribault Public Schools
Unassigned Fund Balance as a Percent of General Fund Expenditures

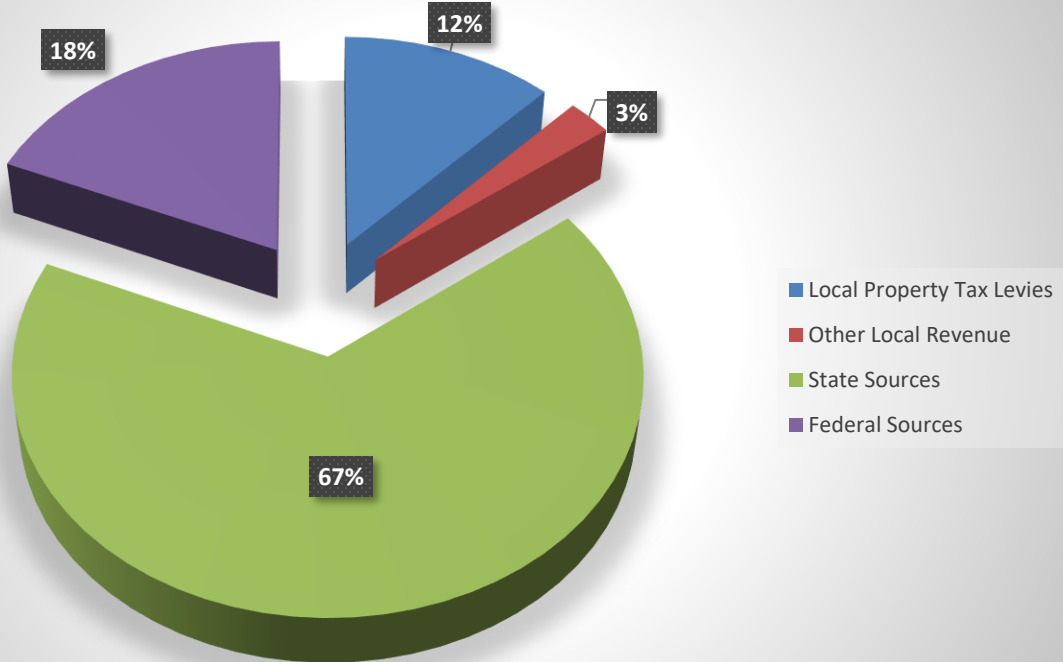
	2018	2019	2020	2021	2022 Final
Ending Unassigned Fund Balance	7,321,220.00	6,575,522.00	5,950,171.00	6,808,552.00	6,431,820.00
General Fund Expenditures**	51,369,556.00	55,567,704.00	52,755,040.00	53,526,352.00	59,679,105.00
Fund Balance Policy Minimum	4,880,107.82	5,278,931.88	5,011,728.80	5,085,003.44	5,669,514.98
Auditor Recommendation	7,705,433.40	8,335,155.60	7,913,256.00	8,028,952.80	8,951,865.75

	2018	2019	2020	2021	2022 Final
Actual	14.25%	11.83%	11.28%	12.72%	10.78%
Fund Balance Policy Minimum	9.5%	9.5%	9.5%	9.5%	9.5%
Auditor Recommendation	15.0%	15.0%	15.0%	15.0%	15.0%

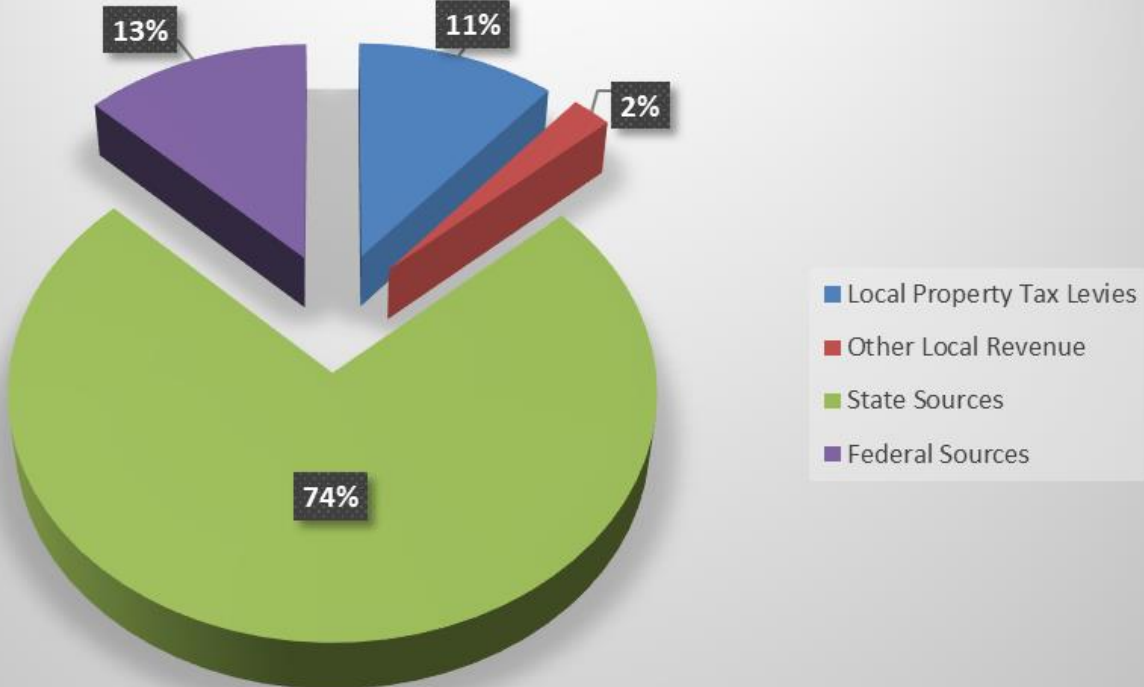


****Less LTFM and Student Activities per Policy 714 Fund Balances.**

FY 2021-22 General Fund Revenues by Source



FY 2020-21 General Fund Revenues by Source



Mission Statement

"Faribault Public Schools provides a high-quality and equitable education that nurtures, inspires, challenges, and empowers all students to engage and grow as learners and citizens."

#WeAreFaribault



FARIBAULT PUBLIC SCHOOLS

FY 2022-2023 ADOPTED BUDGET

JUNE 27, 2022



FARIBAULT PUBLIC SCHOOLS
SCHOOL BOARD AND DISTRICT ADMINISTRATION

SCHOOL BOARD

	<u>Position on Board</u>	<u>Term Expires on December 31</u>
Chad Wolff	<i>Chair</i>	2022
John Bellingham	<i>Vice Chair</i>	2022
LeeAnn Lechtenberg	<i>Director</i>	2022
Courtney Cavellier	<i>Treasurer</i>	2022
Richard Olson	<i>Director</i>	2024
Jerry Robicheau	<i>Director</i>	2024
Casie Steeves	<i>Clerk</i>	2024

DISTRICT ADMINISTRATION

Todd Sesker	Superintendent
Scott Gerdes	Director of Finance and Operations
Tracy Corcoran	Director of Teaching and Learning
Robert Dehnert	Director of Special Services
Nicole Yochum	Director of Human Resources
Anne Marie Leland	Director of Community Education

FARIBAULT PUBLIC SCHOOLS

SCHOOL ADMINISTRATION

Faribault High School

Jamie Bente	Principal
Stacy Fox	Assistant Principal
Ryan Wynn	Assistant Principal

Faribault Middle School

Joe Sage	Principal
Joel Young	Assistant Principal

Jefferson Elementary

Yesica Louis	Principal
--------------	-----------

Lincoln Elementary

Brad Palmer	Principal
-------------	-----------

Roosevelt Elementary

Shawn Peck	Principal
------------	-----------

McKinley Early Childhood Center

Olivia Sage	Coordinator
-------------	-------------

Faribault Area Learning Center

Cora Packard-Emery	Coordinator
--------------------	-------------

Faribault Education Center

Cassie Ohnstad	Coordinator
----------------	-------------

Budget Highlights:

General Fund *(items in green are part of the ESSER and General Fund budget reductions)*

Revenues

❖ Coronavirus Response and Relief Supplemental Appropriations Act (CRRSA) - FIN 155	\$ 699,173
❖ American Rescue Plan Act (ARP) - FIN 160	\$ 2,275,157
❖ American Rescue Plan Act (ARP) - FIN 161	\$ 526,320
❖ American Rescue Plan Act (ARP) - FIN 163	\$ 236,471
❖ American Rescue Plan Act (ARP) - FIN 140	\$ 84,571
❖ American Rescue Plan Act (ARP) - FIN 141	\$ 2,057
❖ Comprehensive Literacy State Development (CLSD) grant continued	\$ 1,681,210
❖ Basic Skills Revenue increase	\$ 319,199
❖ Implicit Rate Subsidy	\$ 220,000
❖ ADM assumption projected using 3,145	

Expenditures

❖ General Fund Reductions	\$ (995,213)
❖ ESSER II and III non-staffing reductions	\$(1,144,390)
❖ ESSER II and III staffing reductions	\$(1,152,408)
❖ Purchase services inflationary increases	\$ 85,259
❖ Transportation Fuel Increases	\$ 110,000
❖ Building Utility Increases	\$ 104,000
❖ Coronavirus Response and Relief Supplemental Appropriations Act (CRRSA) - FIN 155	\$ 699,173
❖ American Rescue Plan Act (ARP) - FIN 160	\$ 2,275,157
❖ American Rescue Plan Act (ARP) - FIN 161	\$ 526,320
❖ American Rescue Plan Act (ARP) - FIN 163	\$ 236,471
❖ American Rescue Plan Act (ARP) - FIN 165	\$ 40,800
❖ American Rescue Plan Act (ARP) - FIN 140	\$ 84,571
❖ American Rescue Plan Act (ARP) - FIN 141	\$ 2,057

Other

- ❖ Unassigned Fund balance projected to be \$5,903,424 or 10.37% of budgeted expenditures

Food Service Fund

- ❖ Operating the Summer Food Service Program (SSO) & Seamless Summer Option (NSLP)
- ❖ Vended Meals contracts with Cannon River STEM School, Discovery Public School, & Head Start

Community Education Fund

- ❖ Grow Your Own federal grant award \$ 500,000
- ❖ Concurrent Enrollment Grant \$ 100,000
- ❖ American Rescue Plan Act (ARP) - FIN 165 \$ 40,800

Building/Construction Fund

- ❖ Early Childhood addition to Roosevelt funded by 2020A COP
- ❖ Jefferson Neighborhood Project funded by 2019A Abatement Bonds

Debt Service Fund

- ❖ Bond principal and interest payments scheduled for FY23

Internal Service Fund

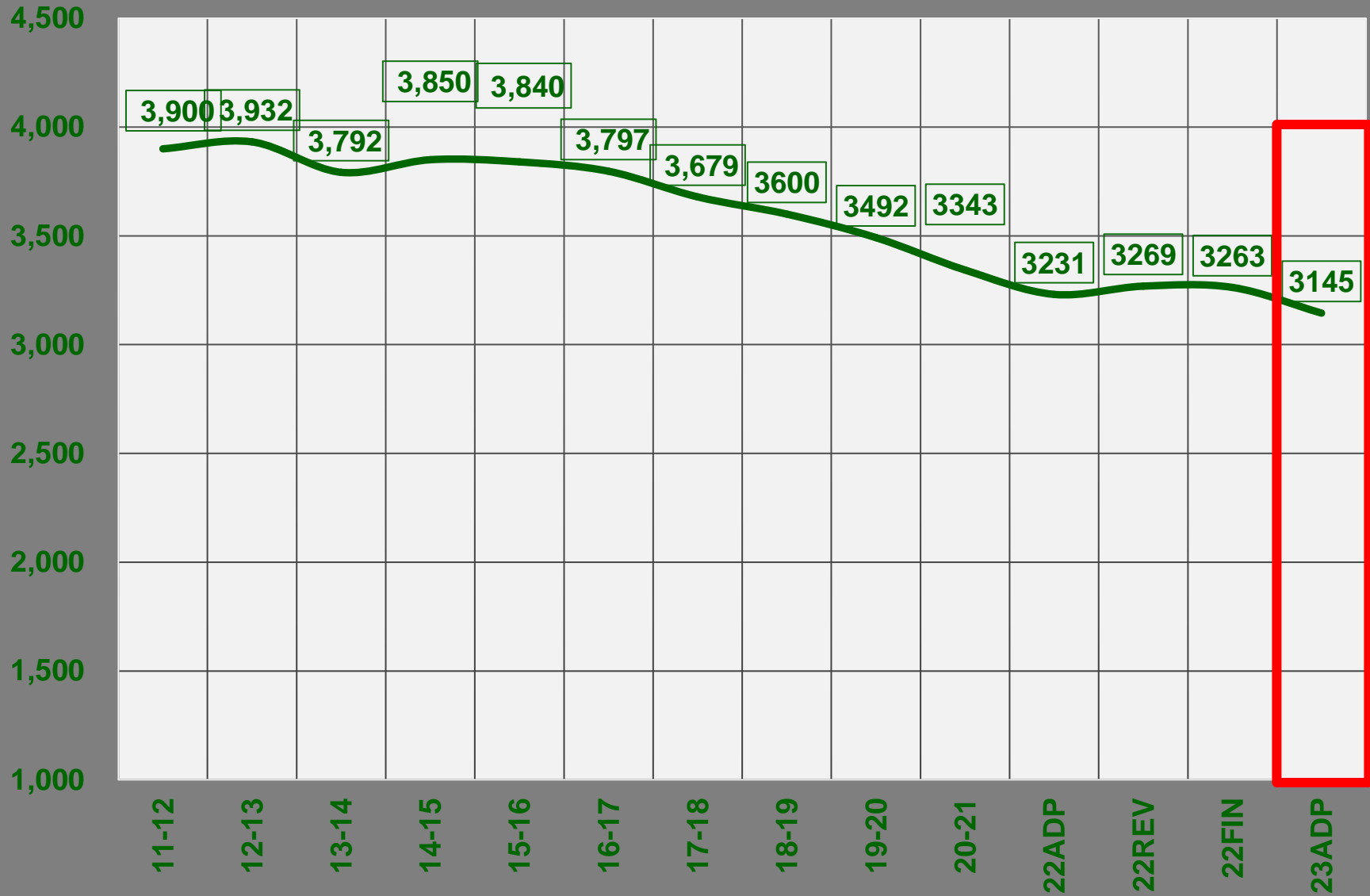
- ❖ Collection of insurance premiums and related payments of claims
- ❖ Anticipated claims for 174 employee policy holders

Irrevocable Trust Fund

- ❖ District share of retiree insurance payments



Faribault Public Schools End of Year Average Daily Membership



Faribault Public Schools
Budget / Fund Balance Overview
2022-2023 Adopted Budget

	Beginning Fund Balance	Revenues	Expenditures	Transfers	End of Year Proj. Balance	Net Increase or Decrease
General Fund - 01						
422 Unassigned Fund Balan	6,683,315	45,845,225	46,623,820	-	5,904,720	(778,595)
	11.30%				10.37%	-0.93%
Restricted						
401 Student Activities	99,561	95,000	90,376	-	104,185	4,624
403 Staff Development	16,993	475,760	475,760	-	16,993	-
424 Operating Capital	480,234	942,055	1,213,430	-	208,859	(271,375)
428 Learning and Development	-	613,629	613,629	-	-	-
434 Area Learning Center	-	1,033,809	1,033,809	-	-	-
438 Gifted and Talented	-	45,060	45,060	-	-	-
441 Basic Skills Programs	-	5,639,856	5,639,856	-	-	-
448 Achievement and Integration Revenue	-	744,371	744,371	-	-	-
449 Safe Schools Levy	27,665	120,245	120,245	-	27,665	-
459 Basic Skills Extended Time	-	-	-	-	-	-
467 Long-Term Facilities Maint	(92,134)	1,281,055	1,204,306	-	(15,385)	76,749
472 Medical Assistance	-	450,000	450,000	-	-	-
Subtotal Restricted	532,319	11,440,840	11,630,842	-	342,317	(190,002)
460 Nonspendable	44,951	-	-	-	44,951	-
Assigned Funds						
462 Assigned (CVSEC LT Receivable)	318,827	-	-	-	318,827	-
Total General Fund	7,579,412	57,286,065	58,254,662	-	6,610,815	(968,597)
Food Service Fund - 02						
464 Restricted	801,609	2,441,992	2,430,039	-	813,562	11,953

Community Services - 04							
464 Restricted		46,145	240,139	246,337	-	39,947	(6,198)
Restricted / Reserved							
431 Community Education		469,656	1,224,315	1,227,684	-	466,287	(3,369)
432 Early Childhood		96,257	247,034	237,024	-	106,267	10,010
444 School Readiness		545,255	1,015,633	1,064,799	-	496,089	(49,166)
447 Adult Basic Education		193,079	485,701	477,293	-	201,487	8,408
Restricted/Reserved - Subtotal		1,304,247	2,972,683	3,006,800	-	1,270,130	(34,117)
Total Community Education		1,350,392	3,212,822	3,253,137	-	1,310,077	(40,315)
Construction - 06							
464 Restricted		1,180,085	1,300	1,181,385	-	-	(1,180,085)
Debt Service - 07							
464 Restricted		540,450	2,220,773	2,234,650	-	526,573	(13,877)
Internal Service Fund - 20							
		73,693	2,854,768	2,848,777	-	79,684	5,991
OPEB Irrevocable Trust - 45							
		1,956,315	250,000	404,000	-	1,802,315	(154,000)
<u>Total All Funds:</u>		13,481,956	68,267,720	70,606,650	-	11,143,026	(2,338,930)

**Faribault Public Schools
Budget Summary of Governmental Funds
FY 2022-2023 Adopted Budget**

	Total All	General Fund	Food Service	Community	Building	Debt Service	Internal	Irrevocable
REVENUES								
Local Property Tax Levies	\$ 10,561,679	\$ 8,161,415		\$ 378,487		\$ 2,021,777		
Other Local and County Revenues	\$ 6,287,749	\$ 1,431,414	\$ 494,732	\$ 1,253,035	\$ 1,300	\$ 2,500	\$ 2,854,768	\$ 250,000
Revenues from State Sources	\$ 41,853,187	\$ 40,279,126	\$ 69,000	\$ 1,308,565		\$ 196,496		
Revenues from Federal Sources	\$ 9,565,105	\$ 7,414,110	\$ 1,878,260	\$ 272,735				
Total Revenues	\$ 68,267,720	\$ 57,286,065	\$ 2,441,992	\$ 3,212,822	\$ 1,300	\$ 2,220,773	\$ 2,854,768	\$ 250,000
EXPENDITURES								
Administration	\$ 1,981,479	\$ 1,981,479						
District Support Services	\$ 1,795,034	\$ 1,795,034						
Regular Instruction	\$ 24,160,653	\$ 24,160,653						
Vocational Education Instruction	\$ 463,212	\$ 463,212						
Special Education Instruction	\$ 12,522,667	\$ 12,522,667						
Community Education and Services	\$ 3,140,834			\$ 3,140,834				
Instructional Support Services	\$ 4,578,866	\$ 4,578,866						
Pupil Support Services	\$ 9,182,580	\$ 6,640,238	\$ 2,430,039	\$ 112,303				
Sites and Buildings	\$ 7,055,898	\$ 5,874,513			\$ 1,181,385			
Fiscal/Other Fixed Costs Programs	\$ 5,725,427	\$ 238,000				\$ 2,234,650	\$ 2,848,777	\$ 404,000
Total Expenditures	\$ 70,606,650	\$ 58,254,662	\$ 2,430,039	\$ 3,253,137	\$ 1,181,385	\$ 2,234,650	\$ 2,848,777	\$ 404,000
OTHER FINANCING SOURCES (USES)	\$ -	\$ -	\$ -	\$ -	\$ -	\$ -	\$ -	\$ -
Excess (Deficiency) of Revenues								
Over (Under) Expenditures	<u>\$ (2,338,930)</u>	<u>\$ (968,597)</u>	<u>\$ 11,953</u>	<u>\$ (40,315)</u>	<u>\$ (1,180,085)</u>	<u>\$ (13,877)</u>	<u>\$ 5,991</u>	<u>\$ (154,000)</u>
Fund Balance July 1	\$ 14,008,529	\$ 7,579,412	\$ 801,609	\$ 1,350,392	\$ 1,706,658	\$ 540,450	\$ 73,693	\$ 1,956,315
Projected Fund Balance June 30	\$ 11,143,026	\$ 6,610,815	\$ 813,562	\$ 1,310,077	\$ 526,573	\$ 526,573	\$ 79,684	\$ 1,802,315

**Faribault Public Schools
Expenditures by Object of Governmental Funds
FY 2022-2023 Adopted Budget**

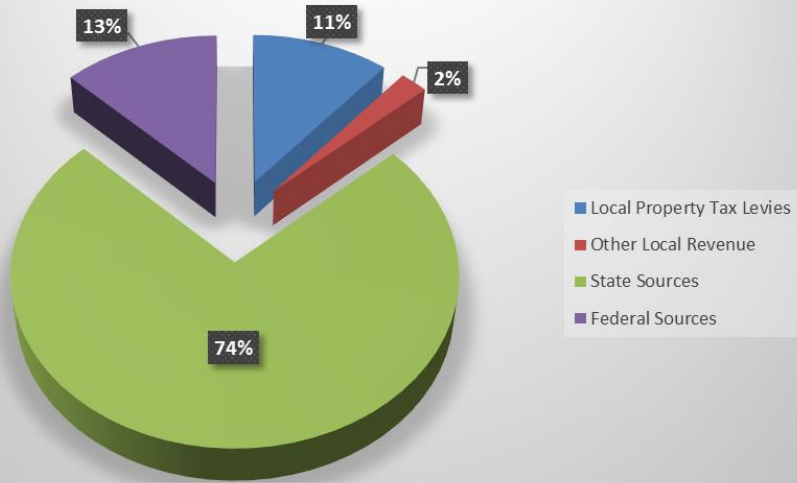
	Total All Governmental Funds	General Fund	Food Service Fund	Community Service Fund	Building Fund	Debt Service Fund	Internal Service Fund	Irrevocable Trust Fund
EXPENDITURES								
Salaries and Wages	\$ 35,734,459	\$ 33,686,392	\$ 44,155	\$ 2,003,912				
Employee Benefits	\$ 13,412,629	\$ 12,363,511	\$ 15,000	\$ 649,118				\$ 385,000
Purchased Services	\$ 10,599,220	\$ 8,119,018	\$ 2,033,804	\$ 427,398	\$ -			\$ 19,000
Supplies and Materials	\$ 2,800,246	\$ 2,436,934	\$ 209,580	\$ 153,732				
Capital Expenditures	\$ 2,601,482	\$ 1,279,306	\$ 127,500	\$ 13,291	\$ 1,181,385			
Debt Service	\$ 2,234,650	\$ -	\$ -	\$ -		\$ 2,234,650		
Other Expenditures	\$ 3,223,964	\$ 369,501	\$ -	\$ 5,686			\$ 2,848,777	
Total Expenditures	\$ 70,606,650	\$ 58,254,662	\$ 2,430,039	\$ 3,253,137	\$ 1,181,385	\$ 2,234,650	\$ 2,848,777	\$ 404,000



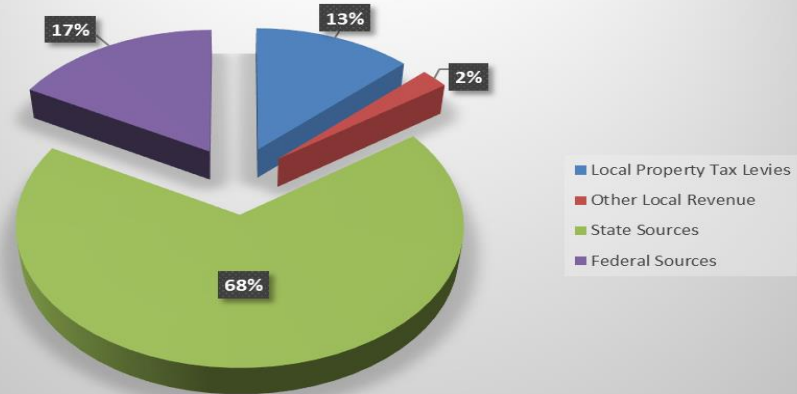
**Faribault Public Schools
General Fund Comparative Information**

	Actual FY 2020-21	Actual FY 2021-2022	Adopted Budget FY 2022-2023
REVENUES			
Local Property Tax Levies	\$ 6,110,353	\$ 7,418,642	\$ 8,161,415
Other Local and County Revenues	\$ 1,494,969	\$ 1,468,859	\$ 1,431,414
Revenues from State Sources	\$ 40,938,996	\$ 40,419,334	\$ 40,279,126
Revenues from Federal Sources	\$ 6,374,438	\$ 11,153,346	\$ 7,414,110
Total Revenues	\$ 54,918,756	\$ 60,460,181	\$ 57,286,065
EXPENDITURES			
Administration	\$ 2,159,858	\$ 2,066,291	\$ 1,981,479
District Support Services	\$ 1,669,801	\$ 1,512,696	\$ 1,795,034
Regular Instruction	\$ 22,500,629	\$ 26,900,301	\$ 24,160,653
Vocational Education Instruction	\$ 493,783	\$ 559,053	\$ 463,212
Special Education Instruction	\$ 11,946,508	\$ 11,919,531	\$ 12,522,667
Instructional Support Services	\$ 4,430,984	\$ 4,888,786	\$ 4,578,866
Pupil Support Services	\$ 5,560,157	\$ 6,700,314	\$ 6,640,238
Sites and Buildings	\$ 6,511,968	\$ 5,756,535	\$ 5,874,513
Fiscal/Other Fixed Costs Programs	\$ 170,910	\$ 197,007	\$ 238,000
Total Expenditures	\$ 55,444,598	\$ 60,500,514	\$ 58,254,662
OTHER FINANCING SOURCES (USES)	\$ -	\$ -	\$ -
Excess (Deficiency) of Revenues	<hr/>		
Over (Under) Expenditures	\$ (525,842)	\$ (40,333)	\$ (968,597)
Fund Balance - July 1	\$ 8,145,587	\$ 7,619,745	\$ 7,579,412
Fund Balance - June 30	\$ 7,619,745	\$ 7,579,412	\$ 6,610,815

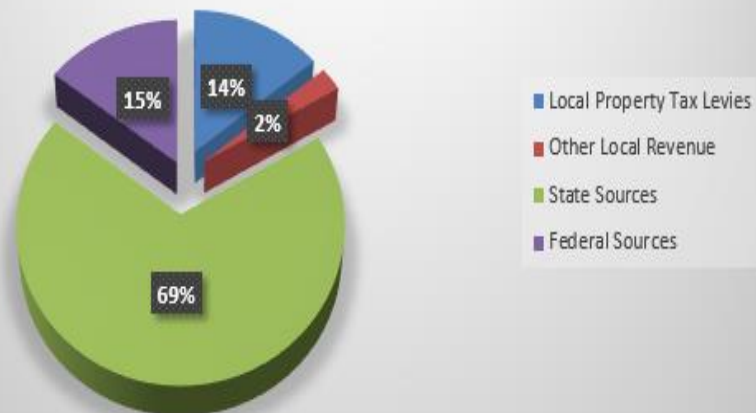
FY 2020-21 General Fund Revenues by Source



FY 2021-22 General Fund Revenues by Source



FY2022-23 General Fund Revenue by Source

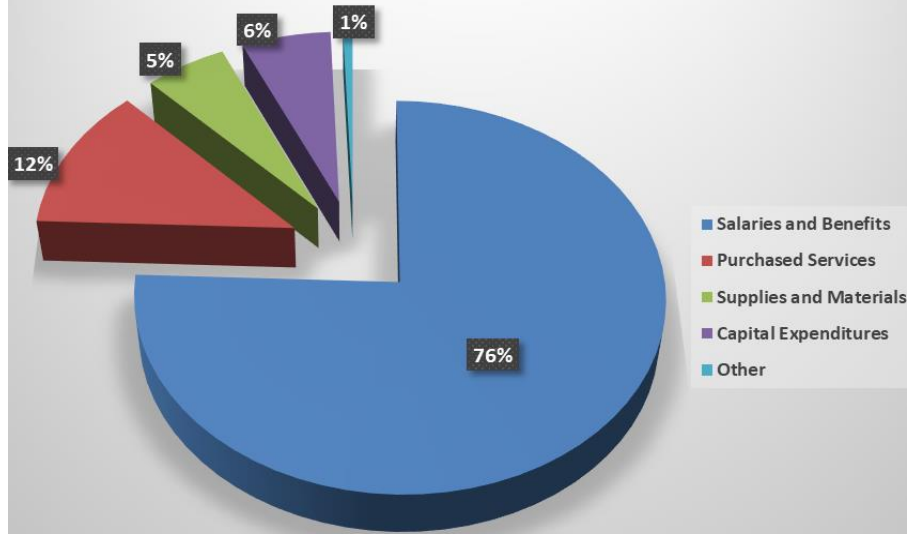


**Faribault Public Schools
General Fund Comparative Information
Expenditures by Object**

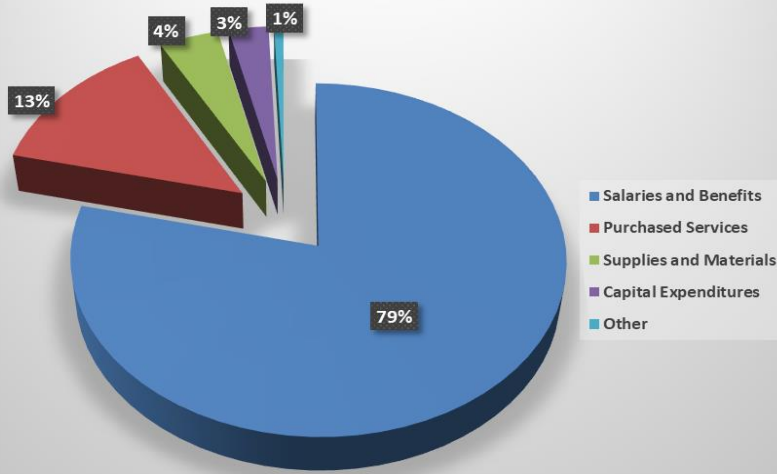
	Actual FY 2020-2021	Actual FY 2021-2022	Adopted Budget FY 2022-2023
EXPENDITURES			
Salaries and Wages	\$ 30,583,055	\$ 34,072,797	\$ 33,686,392
Employee Benefits	\$ 11,552,662	\$ 12,526,173	\$ 12,363,511
Purchased Services	\$ 6,723,080	\$ 8,122,307	\$ 8,119,018
Supplies and Materials	\$ 2,847,293	\$ 3,250,605	\$ 2,436,934
Capital Expenditures	\$ 3,314,371	\$ 2,048,530	\$ 1,279,306
Other Expenditures	\$ 366,501	\$ 385,102	\$ 369,501
Total Expenditures	\$ 55,386,962	\$ 60,405,514	\$ 58,254,662



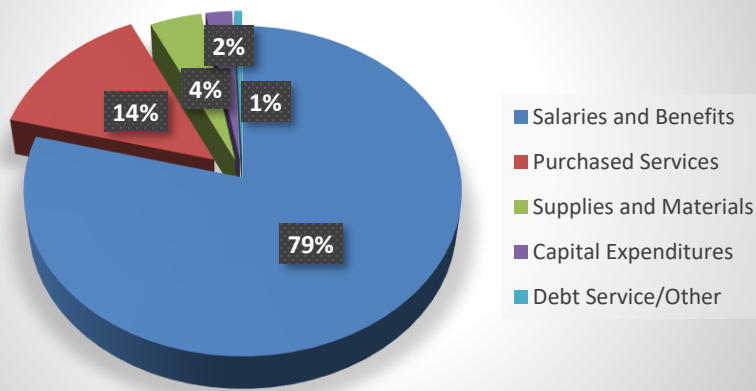
FY 2020-2021 General Fund Expenditures by Object



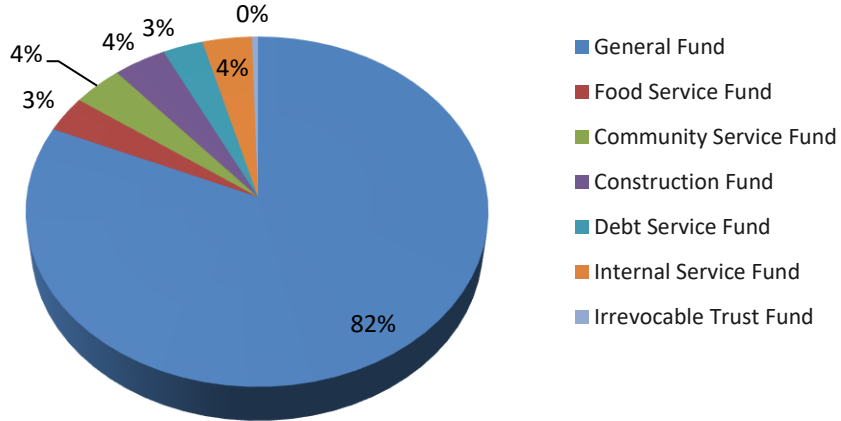
FY 2021-2022 General Fund Expenditures by Object



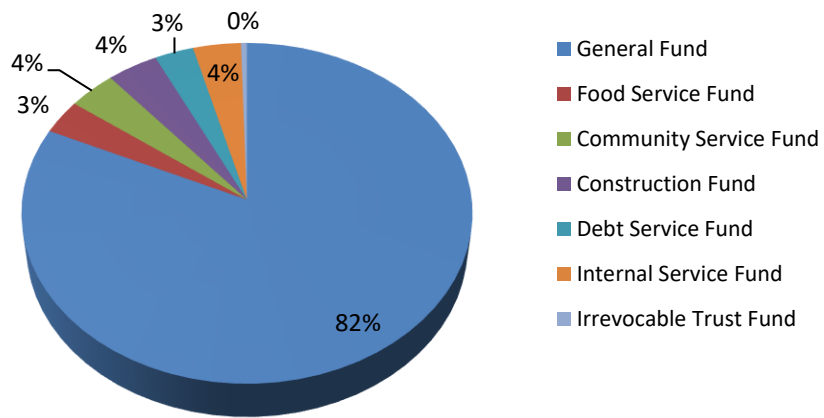
FY 2022-23 General Fund Expenditures by Object



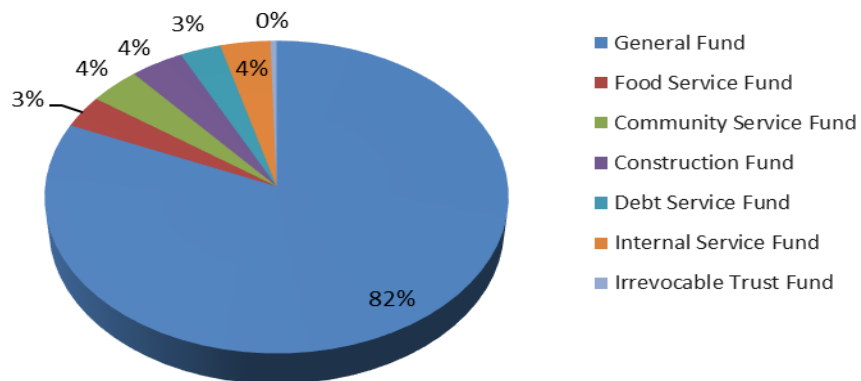
FY2020-21 Expenditures by Fund



FY2021-22 Expenditures by Fund



FY2022-23 Expenditures by Fund



Faribault Public Schools Food Service Fund Comparative Information

	Actual FY 2020-21	Actual FY 2021-2022	Adopted Budget FY 2022-2023
REVENUES			
Other Local Revenues	\$ 2,200	\$ 19,100	\$ 494,732
Revenues from State Sources	\$ -		\$ 69,000
Revenues from Federal Sources	\$ 2,200,000	\$ 2,473,751	\$ 1,878,260
Total Revenues	\$ 2,202,200	\$ 2,492,851	\$ 2,441,992
EXPENDITURES			
Pupil Support Services	\$ 2,060,164	\$ 2,476,738	\$ 2,430,039
Total Expenditures	\$ 2,060,164	\$ 2,476,738	\$ 2,430,039
Excess (Deficiency) of Revenues			
Over (Under) Expenditures	\$ 142,036	\$ 16,113	\$ 11,953
Fund Balance - July 1	\$ 643,460	\$ 785,496	\$ 801,609
Fund Balance - June 30	\$ 785,496	\$ 801,609	\$ 813,562



Faribault Public Schools
Community Education Fund Comparative Information

	Actual FY 2020-2021	Actual FY 2021-2022	Adopted Budget FY 2022-2023
REVENUES			
Local Property Tax Levies	\$ 358,864	\$ 358,864	\$ 378,487
Other Local Revenues	\$ 1,373,663	\$ 1,373,663	\$ 1,253,035
Revenues from State Sources	\$ 1,137,803	\$ 1,137,803	\$ 1,308,565
Revenues from Federal Sources	\$ 265,265	\$ 265,265	\$ 272,735
Total Revenues	\$ 3,135,595	\$ 3,135,595	\$ 3,212,822
EXPENDITURES			
General Community Education	\$ 905,062	\$ 905,062	\$ 827,815
Adults with Disabilities	\$ 45,699	\$ 45,699	\$ 81,716
Adult Basic/Continuing Education	\$ 426,862	\$ 426,862	\$ 477,293
School Age Care	\$ 146,362	\$ 146,362	\$ 257,545
Early Childhood Family Education	\$ 175,400	\$ 175,400	\$ 237,024
School Readiness	\$ 834,373	\$ 834,373	\$ 1,130,171
Preschool Screening	\$ 16,090	\$ 16,090	\$ 13,667
Youth Development/Youth Services	\$ 55,713	\$ 55,713	\$ 60,608
Other Community Programs	\$ 96,920	\$ 96,920	\$ 54,995
Pupil Support Services	\$ 129,296	\$ 129,296	\$ 112,303
Total Expenditures	\$ 2,831,777	\$ 2,831,777	\$ 3,253,137
Excess (Deficiency) of Revenues			
Over (Under) Expenditures	<u>\$ 303,818</u>	<u>\$ 303,818</u>	<u>\$ (40,315)</u>
Fund Balance - July 1	\$ 732,510	\$ 1,036,328	\$ 1,350,392
Fund Balance - June 30	\$ 1,036,328	\$ 1,350,392	\$ 1,310,077



**Faribault Public Schools
Building/Construction Fund Comparative Information**

	Actual FY 2020-21	Actual FY 2021-2022	Adopted Budget FY 2022-2023
REVENUES			
Other Local Revenues	\$ (13,546)	\$ 32,000	\$ 1,300
Total Revenues	\$ (13,546)	\$ 32,000	\$ 1,300
EXPENDITURES			
Sites and Buildings	\$ 922,623	\$ 2,957,958	\$ 1,181,385
Total Expenditures	\$ 922,623	\$ 2,957,958	\$ 1,181,385
OTHER FINANCING SOURCES (USES)	\$ 3,861,162	\$ -	\$ -
Excess (Deficiency) of Revenues	<hr/>		
Over (Under) Expenditures	\$ 2,924,993	\$ (2,925,958)	\$ (1,180,085)
Fund Balance - July 1	\$ 1,181,050	\$ 4,106,043	\$ 1,180,085
Fund Balance - June 30	\$ 4,106,043	\$ 1,180,085	\$ -

**Faribault Public Schools
Debt Service Fund Comparative Information**

	Actual FY 2020-21	Actual FY 2021-2022	Adopted Budget FY 2022-2023
REVENUES			
Local Property Tax Levies	\$ 2,070,494	\$ 2,054,053	\$ 2,021,777
State Aids	\$ 204,366	\$ 204,366	\$ 196,496
Other Local and County Revenues	\$ 1,763	\$ 2,500	\$ 2,500
Total Revenues	\$ 2,276,623	\$ 2,260,919	\$ 2,220,773
EXPENDITURES			
Fiscal/Other Fixed Costs Programs	\$ 2,252,725	\$ 2,255,050	\$ 2,234,650
Total Expenditures	\$ 2,252,725	\$ 2,255,050	\$ 2,234,650
OTHER FINANCING SOURCES (USES)	\$ -	\$ -	\$ -
Excess (Deficiency) of Revenues			
Over (Under) Expenditures	<u>\$ 23,898</u>	<u>\$ 5,869</u>	<u>\$ (13,877)</u>
Fund Balance - July 1	\$ 510,683	\$ 534,581	\$ 540,450
Fund Balance - June 30	\$ 534,581	\$ 540,450	\$ 526,573



**Faribault Public Schools
Internal Service Fund Comparative Information**

	Actual FY 2020-21	Actual FY 2021-2022	Adopted Budget FY 2022-2023
REVENUES			
Other Local Revenues	\$ 2,730,132	\$ 2,816,732	\$ 2,854,768
Total Revenues	\$ 2,730,132	\$ 2,816,732	\$ 2,854,768
EXPENDITURES			
Fiscal/Other Fixed Costs Programs	\$ 2,704,032	\$ 2,769,139	\$ 2,848,777
Total Expenditures	\$ 2,704,032	\$ 2,769,139	\$ 2,848,777
Excess (Deficiency) of Revenues Over (Under) Expenditures	<u>\$ 26,100</u>	<u>\$ 47,593</u>	<u>\$ 5,991</u>
Fund Balance - July 1	\$ -	\$ 26,100	\$ 73,693
Fund Balance - June 30	\$ 26,100	\$ 73,693	\$ 79,684



**Faribault Public Schools
Irrevocable Trust Fund Comparative Information**

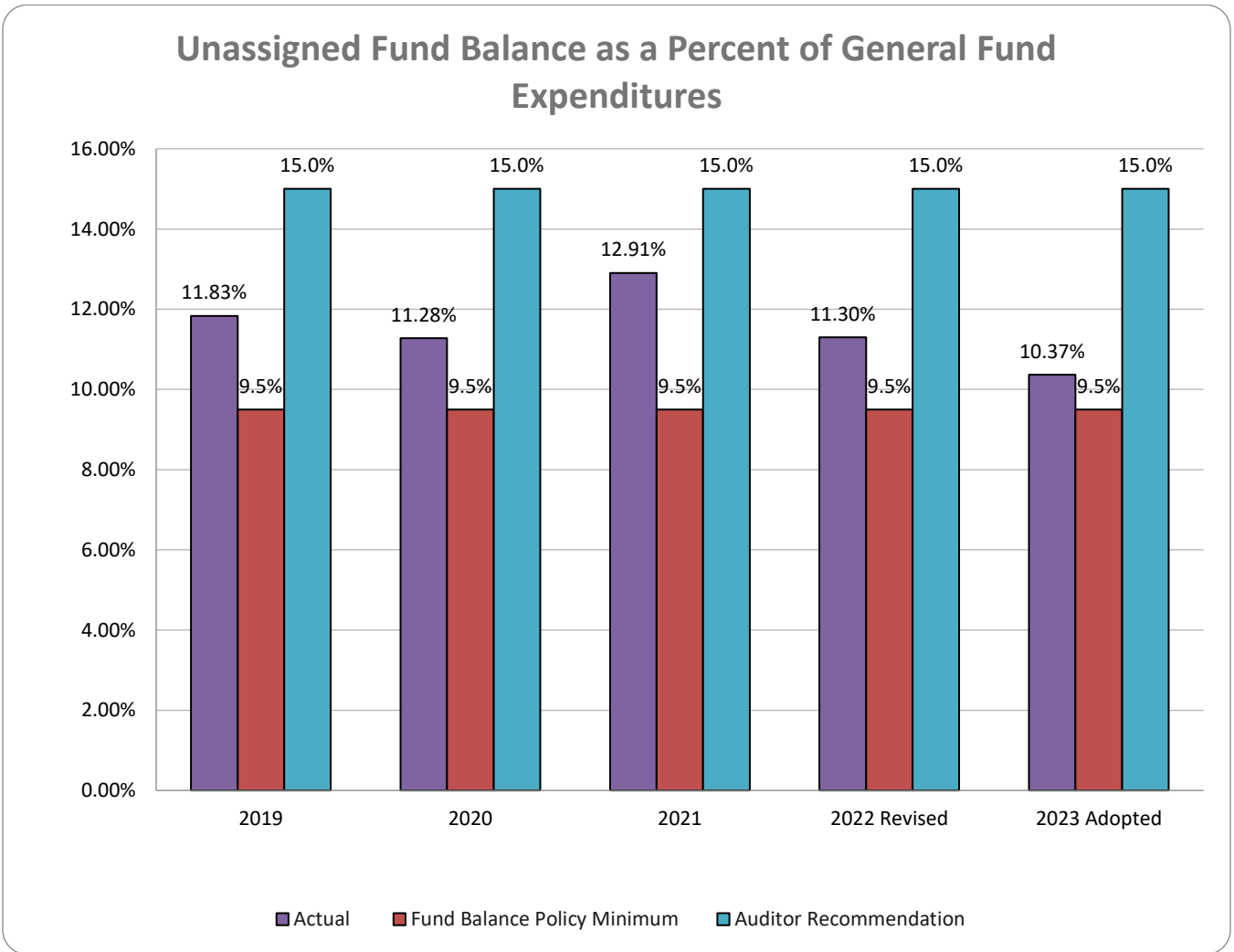
	Actual FY 2020-21	Actual FY 2021-2022	Adopted Budget FY 2022-2023
REVENUES			
Other Local Revenues	\$ 50,000	\$ 266,181	\$ 250,000
Total Revenues	\$ 50,000	\$ 266,181	\$ 250,000
EXPENDITURES			
Fiscal/Other Fixed Costs Programs	\$ 565,900	\$ 335,000	\$ 404,000
Total Expenditures	\$ 565,900	\$ 335,000	\$ 404,000
Excess (Deficiency) of Revenues Over (Under) Expenditures	<u>\$ (515,900)</u>	<u>\$ (68,819)</u>	<u>\$ (154,000)</u>
Fund Balance - July 1	\$ 2,541,034	\$ 2,025,134	\$ 1,956,315
Fund Balance - June 30	\$ 2,025,134	\$ 1,956,315	\$ 1,802,315



Faribault Public Schools
Unassigned Fund Balance as a Percent of General Fund Expenditures

	2019	2020	2021	2022 Revised	2023 Adopted
Ending Unassigned Fund Balance	6,575,522	5,950,171	6,808,558	6,683,315	5,903,424
General Fund Expenditures*	55,567,704	52,755,040	53,538,523	59,152,766	56,932,276
Fund Balance Policy Minimum	5,278,932	5,011,729	5,086,160	5,619,513	5,408,566
Auditor Recommendation	8,335,156	7,913,256	8,030,778	8,872,915	8,539,841

	2019	2020	2021	2022 Revised	2023 Adopted
Actual	11.83%	11.28%	12.91%	11.30%	10.37%
Fund Balance Policy Minimum	9.5%	9.5%	9.5%	9.5%	9.5%
Auditor Recommendation	15.0%	15.0%	15.0%	15.0%	15.0%





WE ARE FARIBAULT

FY 2022-2023 Budget

June 27, 2022

Budget Highlights:

General Fund (*items in green are part of the ESSER and General Fund budget reductions, ADM assumption projected using 3,145*)

Revenues

Coronavirus Response and Relief Supplemental Appropriations Act (CRRSA) – FIN 155	\$ 699,173
American Rescue Plan Act (ARP) – FIN 160	\$ 2,275,157
American Rescue Plan Act (ARP) – FIN 161	\$ 526,320
American Rescue Plan Act (ARP) – FIN 163	\$ 236,471
American Rescue Plan Act (ARP) – FIN 140	\$ 84,571
American Rescue Plan Act (ARP) – FIN 141	\$ 2,057
Comprehensive Literacy State Development (CLSD) grant continued	\$ 1,681,210
Basic Skills Revenue increase	\$ 319,199
Implicit Rate Subsidy	\$ 220,000

Expenditures

General Fund Reductions	\$ (995,213)
ESSER II and III non-staffing reductions	\$(1,144,390)
ESSER II and III staffing reductions	\$(1,152,408)
Purchase services inflationary increases	\$ 85,259
Transportation Fuel Increases	\$ 110,000
Building Utility Increases	\$ 104,000
Coronavirus Response (CRRSA) – FIN 155	\$ 699,173
American Rescue Plan Act (ARP) – FIN 160	\$ 2,275,157
American Rescue Plan Act (ARP) – FIN 161	\$ 526,320
American Rescue Plan Act (ARP) – FIN 163	\$ 236,471
American Rescue Plan Act (ARP) – FIN 165	\$ 40,800
American Rescue Plan Act (ARP) – FIN 140	\$ 84,571
American Rescue Plan Act (ARP) – FIN 141	\$ 2,057

Other

Unassigned Fund balance projected to be \$5,904,720 or 10.37% of budgeted expenditures

Food Service Fund

Operating the Summer Food Service Program (SSO) & Seamless Summer Option (NSLP)
Vended Meals contracts with Cannon River STEM School, Discovery Public School, & Head Start

Community Education Fund

Grow Your Own federal grant award	\$ 500,000
Concurrent Enrollment Grant	\$ 100,000
American Rescue Plan Act (ARP) – FIN 165	\$ 40,800

Building/Construction Fund

Early Childhood addition to Roosevelt funded by 2020A COP
Jefferson Neighborhood Project funded by 2019A Abatement Bonds

Debt Service Fund

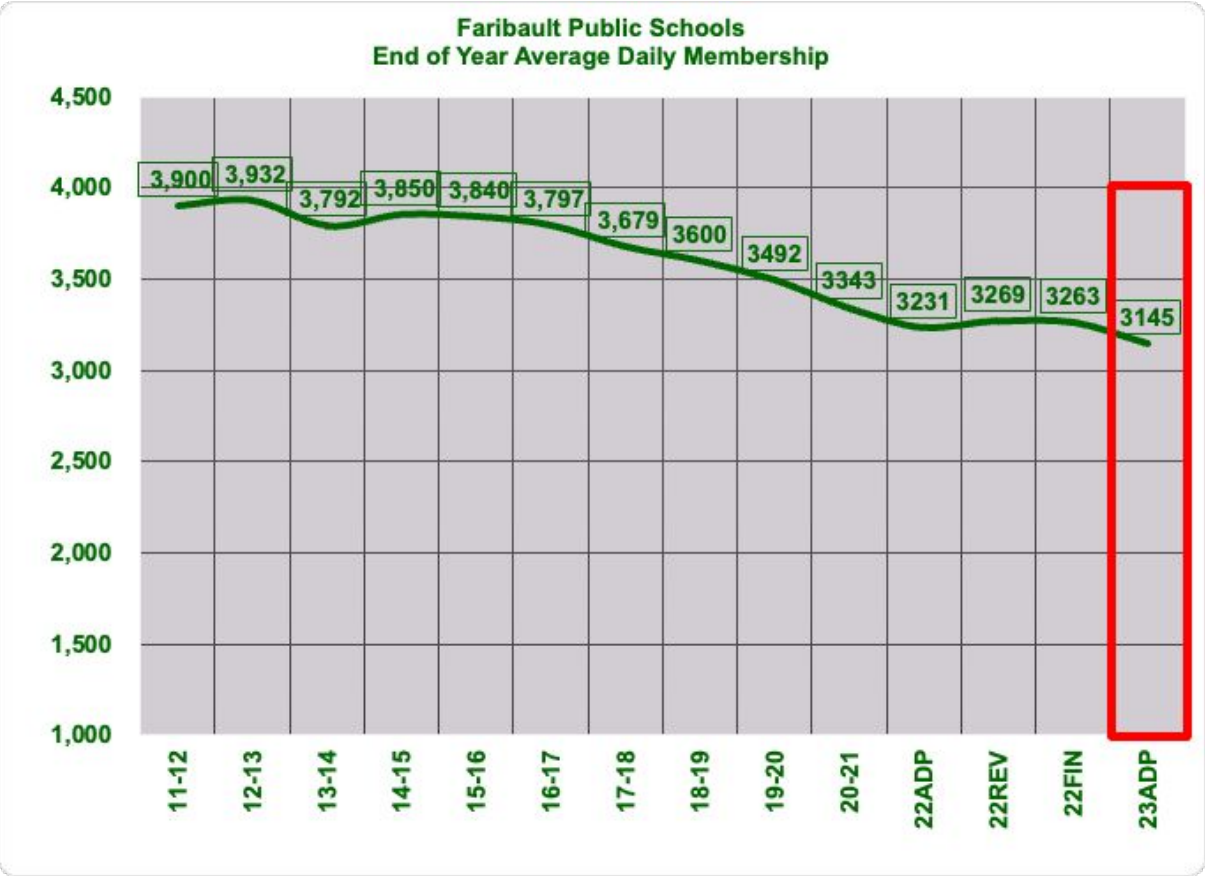
Bond principal and interest payments scheduled for FY23

Internal Service Fund

Collection of insurance premiums and related payments of claims
Anticipated claims for 174 employee policy holders

Irrevocable Trust Fund

District share of retiree insurance payments



Faribault Public Schools
Budget / Fund Balance Overview
 2022-2023 Adopted Budget

	Beginning Fund Balance	Revenues	Expenditures	Transfers	End of Year Proj. Balance	Net Increase or Decrease
General Fund - 01						
422 Unassigned Fund Balan	6,683,315	45,845,225	46,623,820	-	5,904,720	(778,595)
	11.30%				10.37%	-0.93%
Restricted						
401 Student Activities	99,561	95,000	90,376	-	104,185	4,624
403 Staff Development	16,993	475,760	475,760	-	16,993	-
424 Operating Capital	480,234	942,055	1,213,430	-	208,859	(271,375)
428 Learning and Development	-	613,629	613,629	-	-	-
434 Area Learning Center	-	1,033,809	1,033,809	-	-	-
438 Gifted and Talented	-	45,060	45,060	-	-	-
441 Basic Skills Programs	-	5,639,856	5,639,856	-	-	-
448 Achievement and Integration Revenue	-	744,371	744,371	-	-	-
449 Safe Schools Levy	27,665	120,245	120,245	-	27,665	-
459 Basic Skills Extended Time	-	-	-	-	-	-
467 Long-Term Facilities Maint	(92,134)	1,281,055	1,204,306	-	(15,385)	76,749
472 Medical Assistance	-	450,000	450,000	-	-	-
Subtotal Restricted	532,319	11,440,840	11,630,842	-	342,317	(190,002)
460 Nonspendable	44,951	-	-	-	44,951	-
Assigned Funds						
462 Assigned (CVSEC)	318,827	-	-	-	318,827	-
Total General Fund	7,579,412	57,286,065	58,254,662	-	6,610,815	(968,597)
Food Service Fund - 02						
464 Restricted	801,609	2,441,992	2,430,039	-	813,562	11,953

Community Services - 04						
464 Restricted	46,145	240,139	246,337	-	39,947	(6,198)
Restricted / Reserved						
431 Community Education	469,656	1,224,315	1,227,684	-	466,287	(3,369)
432 Early Childhood	96,257	247,034	237,024	-	106,267	10,010
444 School Readiness	545,255	1,015,633	1,064,799	-	496,089	(49,166)
447 Adult Basic Education	193,079	485,701	477,293	-	201,487	8,408
Restricted/Reserved - Subtotal	1,304,247	2,972,683	3,006,800	-	1,270,130	(34,117)
Total Community Education	1,350,392	3,212,822	3,253,137	-	1,310,077	(40,315)
Construction - 06						
464 Restricted	<u>1,180,085</u>	<u>1,300</u>	<u>1,181,385</u>	<u>-</u>	<u>-</u>	<u>(1,180,085)</u>
Debt Service - 07						
464 Restricted	<u>540,450</u>	<u>2,220,773</u>	<u>2,234,650</u>	<u>-</u>	<u>526,573</u>	<u>(13,877)</u>
Internal Service Fund - 20						
	<u>73,693</u>	<u>2,854,768</u>	<u>2,848,777</u>	<u>-</u>	<u>79,684</u>	<u>5,991</u>
OPEB Irrevocable Trust - 45						
	<u>1,956,315</u>	<u>250,000</u>	<u>404,000</u>	<u>-</u>	<u>1,802,315</u>	<u>(154,000)</u>
<u>Total All Funds:</u>	13,481,956	68,267,720	70,606,650	-	11,143,026	(2,338,930)

Faribault Public Schools General Fund Comparative Information

	Actual FY 2020-21	Actual FY 2021-2022	Adopted Budget FY 2022-2023
REVENUES			
Local Property Tax Levies	\$ 6,110,353	\$ 7,418,642	\$ 8,161,415
Other Local and County Revenues	\$ 1,494,969	\$ 1,468,859	\$ 1,431,414
Revenues from State Sources	\$ 40,938,996	\$ 40,419,334	\$ 40,279,126
Revenues from Federal Sources	\$ 6,374,438	\$ 11,153,346	\$ 7,414,110
Total Revenues	\$ 54,918,756	\$ 60,460,181	\$ 57,286,065

Faribault Public Schools
General Fund Comparative Information

	Actual FY 2020-21	Actual 2021-2022	FY	Adopted Budget FY 2022-2023
EXPENDITURES				
Administration	\$ 2,159,858	\$ 2,066,291	\$	1,981,479
District Support Services	\$ 1,669,801	\$ 1,512,696	\$	1,795,034
Regular Instruction	\$ 22,500,629	\$ 26,900,301	\$	24,160,653
Vocational Education Instruction	\$ 493,783	\$ 559,053	\$	463,212
Special Education Instruction	\$ 11,946,508	\$ 11,919,531	\$	12,522,667
Instructional Support Services	\$ 4,430,984	\$ 4,888,786	\$	4,578,866
Pupil Support Services	\$ 5,560,157	\$ 6,700,314	\$	6,640,238
Sites and Buildings	\$ 6,511,968	\$ 5,756,535	\$	5,874,513
Fiscal/Other Fixed Costs Programs	\$ 170,910	\$ 197,007	\$	238,000
Total Expenditures	\$ 55,444,598	\$ 60,500,514	\$	58,254,662

**Faribault Public Schools
General Fund Comparative Information
Expenditures by Object**

	Actual FY 2020-2021	Actual FY 2021-2022	Adopted Budget FY 2022-2023
EXPENDITURES			
Salaries and Wages	\$ 30,583,055	\$ 34,072,797	\$ 33,686,392
Employee Benefits	\$ 11,552,662	\$ 12,526,173	\$ 12,363,511
Purchased Services	\$ 6,723,080	\$ 8,122,307	\$ 8,119,018
Supplies and Materials	\$ 2,847,293	\$ 3,250,605	\$ 2,436,934
Capital Expenditures	\$ 3,314,371	\$ 2,048,530	\$ 1,279,306
Other Expenditures	\$ 366,501	\$ 385,102	\$ 369,501
Total Expenditures	\$ 55,386,962	\$ 60,405,514	\$ 58,254,662

**Faribault Public Schools
Food Service Fund Comparative Information**

	Actual FY 2020-21	Actual FY 2021-2022	Adopted Budget FY 2022-2023
REVENUES			
Other Local Revenues	\$ 2,200	\$ 19,100	\$ 494,732
Revenues from State Sources	\$ -		\$ 69,000
Revenues from Federal Sources	\$ 2,200,000	\$ 2,473,751	\$ 1,878,260
Total Revenues	\$ 2,202,200	\$ 2,492,851	\$ 2,441,992
EXPENDITURES			
Pupil Support Services	\$ 2,060,164	\$ 2,476,738	\$ 2,430,039
Total Expenditures	\$ 2,060,164	\$ 2,476,738	\$ 2,430,039
Excess (Deficiency) of Revenues Over (Under) Expenditures	\$ 142,036	\$ 16,113	\$ 11,953
Fund Balance - July 1	\$ 643,460	\$ 785,496	\$ 801,609
Fund Balance - June 30	\$ 785,496	\$ 801,609	\$ 813,562

**Faribault Public Schools
Community Education Fund Comparative Information**

	Actual FY 2020-2021	Actual FY 2021-2022	Adopted Budget FY 2022-2023
REVENUES			
Local Property Tax Levies	\$ 358,864	\$ 358,864	\$ 378,487
Other Local Revenues	\$ 1,373,663	\$ 1,373,663	\$ 1,253,035
Revenues from State Sources	\$ 1,137,803	\$ 1,137,803	\$ 1,308,565
Revenues from Federal Sources	\$ 265,265	\$ 265,265	\$ 272,735
Total Revenues	\$ 3,135,595	\$ 3,135,595	\$ 3,212,822
EXPENDITURES			
General Community Education	\$ 905,062	\$ 905,062	\$ 827,815
Adults with Disabilities	\$ 45,699	\$ 45,699	\$ 81,716
Adult Basic/Continuing Education	\$ 426,862	\$ 426,862	\$ 477,293
School Age Care	\$ 146,362	\$ 146,362	\$ 257,545
Early Childhood Family Education	\$ 175,400	\$ 175,400	\$ 237,024
School Readiness	\$ 834,373	\$ 834,373	\$ 1,130,171
Preschool Screening	\$ 16,090	\$ 16,090	\$ 13,667
Youth Development/Youth Services	\$ 55,713	\$ 55,713	\$ 60,608
Other Community Programs	\$ 96,920	\$ 96,920	\$ 54,995
Pupil Support Services	\$ 129,296	\$ 129,296	\$ 112,303
Total Expenditures	\$ 2,831,777	\$ 2,831,777	\$ 3,253,137
Excess (Deficiency) of Revenues Over (Under) Expenditures	\$ 303,818	\$ 303,818	\$ (40,315)
Fund Balance - July 1	\$ 732,510	\$ 1,036,328	\$ 1,350,392
Fund Balance - June 30	\$ 1,036,328	\$ 1,350,392	\$ 1,310,077

**Faribault Public Schools
Unassigned Fund Balance as a Percent of General Fund Expenditures**

	2019	2020	2021	2022 Revised	2023 Adopted
Ending Unassigned Fund Balance	6,575,522	5,950,171	6,808,558	6,683,315	5,904,720
General Fund Expenditures*	55,567,704	52,755,040	53,538,523	59,152,766	56,959,980
Fund Balance Policy Minimum	5,278,932	5,011,729	5,086,160	5,619,513	5,411,198
Auditor Recommendation	8,335,156	7,913,256	8,030,778	8,872,915	8,543,997
	2019	2020	2021	2022 Revised	2023 Adopted
Actual	11.83%	11.28%	12.91%	11.30%	10.37%
Fund Balance Policy Minimum	9.5%	9.5%	9.5%	9.5%	9.5%
Auditor Recommendation	15.0%	15.0%	15.0%	15.0%	15.0%

