



June 23, 2026
Regular Meeting
Dr. Jim Vaszauskas Center for the Performing Arts
1110 W. Debbie Lane
Mansfield, TX 76063
6:00 PM

-
1. **Call to Order**
 2. **Roll Call**
 3. **Meeting Opening**
 1. Prayer
 2. Pledges
 3. Board Norms
 4. **District Recognition**
 1. STEM Invention Convention State & National Competitions 4
 2. FFA 5
 3. Texas Public Safety Association 7
 4. Skills USA 9
 5. ProStart 10
 6. MHS JROTC 11
 7. Summit HS Boys Basketball State Champions 12
 8. Timberview Boys Track State Champions 13
 9. State Track Meet Boys and Girls Medalists 14
 5. **District Introductions**
 1. HR Introductions
 6. **Public Comments**
 1. The correct procedure for addressing the Board during Public Comments is as follows:
Each speaker should address the Board from the podium microphone and state his or her name before speaking. All speakers will be limited to three minutes to make comments regarding items on the agenda, unless modified by the Board president based on Board Policy BED (LOCAL). Copies of presentations should be made available to all trustees and the Superintendent. Board policy prohibits the discussion of complaints against district employees during an open forum.
 7. **Closed Session**
 1. Adjourn to closed session pursuant to Texas Government Code Section 551.074, Personnel, to deliberate regarding the appointment, employment, evaluation, reassignment, duties, discipline, or dismissal of a public officer or employee; to hear a complaint or charge against an officer or employee, or Board evaluation; 551.071, Consultation with the Board's attorney; 551.072, real property; and 551.076 to conduct deliberations regarding security devices or security audits.
 8. **Reconvene**

| | |
|---|-----|
| 1. Reconvene to Public | |
| 9. Instructional Focus | |
| 1. STAAR/EOC Performance 2026 - Fernando Benavides and Dr. Tameka Patton | 16 |
| 10. Public Hearing | |
| 1. Public Hearing on the 2026-2027 Budget and Proposed Tax Rate | 170 |
| 11. Human Resources Report | |
| 1. 20+ Years | 173 |
| 12. Business Items Requiring Board Action | |
| 1. Consideration of Committees for 2026-2027 | 175 |
| 2. Consideration and Approval of Resolution #26-24 Appoint Officer or District Personnel to Oversee MISD Tax Rate | 176 |
| 3. Consideration and Approval of the 2026-2027 Budget | |
| 4. Consideration and Approval of the Final Budget Amendment for 2025-2026 | |
| 5. Consideration and Approval of the Education Foundation MOU | 178 |
| 13. Consent Agenda | |
| 1. Approval of Minutes from the May 26, 2026 Regular Board Meeting | 190 |
| 2. Approval of Minutes from the June 9, 2026 Called Board Meeting | 194 |
| 3. Consideration and Approval of Optional Flexible School Day Program (OFSDP) | 196 |
| 4. Consideration and Approval of June Book Order | 213 |
| 5. Consideration and Approval of ECHS OFYP Calendar for 2026-2027 | 240 |
| 6. Consideration and Approval of the Second Reading of MISD Policy: FDA (LOCAL) | 245 |
| 7. Consideration and Approval of Bid Proposals | 249 |
| 8. Consideration and Approval of the Tarrant County JJAEP MOU 2026-2027 | 251 |
| 9. Consideration and Approval of the Johnson County JJAEP MOU 2026-2027 | 259 |
| 10. Consideration and Approval of 2026-2027 T-Tess Appraisers | |
| 11. Consideration and Approval of Final Change Order to 2024 Bond Package A2 Summit Baseball and Softball with Lee Lewis Construction | 269 |
| 12. Consideration and Approval of Sale of District Land to the City of Mansfield | 271 |
| 14. Superintendent's Report | |
| 1. Delinquent Tax Reports | 283 |
| 2. Disbursement Reports | 290 |
| 3. Financial Reports | 330 |
| 4. Investment Reports | 342 |
| 5. Property Tax Collection Report | 347 |
| 6. EC Accountability | 349 |
| 7. Attendance Percentage Report | 390 |
| 8. State Intruder Detection Audits | 394 |
| 9. Approved Student Trips | 396 |
| 10. Facility Rental Revenue Report | 399 |
| 11. Open-Ended Bid Report | 401 |
| 12. Resignations | 403 |
| 13. Resignation Reasons | 415 |
| 14. Superintendent New Hires | |
| 15. 2024 Bond Program Report | 416 |
| 16. Board Committee Reports | |
| 17. Board Member Reports | |
| 15. Adjourn | |
| 1. Adjourn | |

Dr. Tiffanie Spencer
Superintendent of Schools

Posted on _____ at _____
(Date) (Time)

COMMENDATION FORM FOR SCHOOL BOARD MEETINGS

Person(s) to be Commended:

Jerry Knight STEM Academy students

- Anna Lee
- Makayla Young
- Anna Lackey
- Heba Hamdan

Justification for the Commendation:

Invention Convention Texas state competition at Texas A&M held April 25th

Students participated in hands-on challenges, enhancing their STEM literacy and building essential skills in science, technology, engineering and math. Invention Convention not only sparks an early passion for engineering but also connects students to a larger network of innovators, helping them explore future careers in STEM fields.

- Jerry Knight STEM Academy swept the Middle School level and took 1st, 2nd, 3rd, and 4th place
 - Anna Lee (1st place) – Invention “Any Brush Cleaner”
 - Makayla Young (2nd place) – Invention “DualGeo Pavement”
 - Anna Lackey (3rd place) – Invention “Rhythm”
 - Heba Hamdan (4th place) – Invention “The pHatch”

RTX Invention Convention U.S. Nationals at The Henry Ford Museum of American Innovation in Dearborn, Michigan May 3rd -5th

Invention Convention Worldwide teaches students how they can solve problems through hands-on, real-world, project-based learning. They learn problem-identification, problem-solving, entrepreneurship and creativity skills and build confidence in invention, innovation and entrepreneurship.

- On the first day of the competition Anna Lee received a Provisional Patent for her invention “Any Brush Cleaner” which means she has established an official filing date and can legally use the term “Patent Pending” for her invention.
- Heba Hamdan won 2nd place in the 8th grade division for her invention “The pHatch”
- Heba Hamdan also won “Best Live Presentation” out of all 513 finalists

Requested Month of Board Meeting for Commendation: June

Principal, Director, or Supervisor’s Approval: Victoria Webster

Date: 6/10/26

Associate Superintendent of Communications & Marketing Approval: Donald Williams

Date: 6/10/26

COMMENDATION FORM FOR SCHOOL BOARD MEETINGS

Person(s) to be Commended:

| <u>Home Campus</u> | <u>Student First Name</u> | <u>Student Last Name</u> | <u>Competition</u> | <u>Place</u> |
|--------------------|---------------------------|--------------------------|-----------------------------|--|
| Legacy | Trinity | Wagner | State Fair of Texas | Reserve Champion Turkey |
| Legacy | Reagan | Blanton | Austin Stock Show and Rodeo | 3rd Place Goat |
| Legacy | Reagan | Blanton | Arizona National | 1st Place Dorper Sheet |
| Legacy | Reagan | Blanton | Heart of Texas | 2nd and 3rd Place Goat |
| Jobe | Maddy | Taylor | Austin Stock Show and Rodeo | 1st Place Southdown Sheep |
| Jobe | Maddy | Taylor | Arizona National | 2nd Place Southdown Sheep |
| Fronteir | Ashlyn | Addicks | Fort Worth Stock Show | 2nd Place |
| Donna Shepard | Kinsler | Gengo | Fort Worth Stock Show | Reserve Champion Junior Showman |
| Donna Shepard | Kinsler | Gengo | Fort Worth Stock Show | 3rd Place |
| Donna Shepard | Kinsler | Gengo | San Angelo Stock Show | 3rd Place |
| Donna Shepard | Kinsler | Gengo | Houston Stock Shows | 3rd Place |
| Donna Shepard | Kinsler | Gengo | Houston Stock Show | Reserve Breed Champion |
| Tarver-Rendon | Kylie | Peery | State Fair of Texas | Grand Champion Nubian Goat |
| Tarver-Rendon | Kylie | Peery | State Fair of Texas | 3rd Youth Showmanship Dairy Goat |
| Tarver-Rendon | Kylie | Peery | State Fair of Texas | Grand Champion Junior Dairy Goat |
| Tarver-Rendon | Kylie | Peery | Fort Worth Stock Show | Youth Reserve Champion Junior Dairy Goat |
| Tarver-Rendon | Kylie | Peery | Houston Stock Show | Reserve Champion Alpine Dairy Goat |
| Jobe | Lizette | Pina | Houston Stock Show | Best of Breed Rabbit |
| Jobe | Paislee | King | Houston Stock Show | Supreme Continental Heifer |
| Donna Shepard | Adelynn | Suarez-Thornton | San Angelo Stock Show | Reserve Grand Champion Duroc Pig |

Justification for the Commendation:

FFA Students from around the district competed and placed in numerous stock shows and rodeos at the state level.

Requested Month of Board Meeting for Commendation: June

Principal, Director, or Supervisor's Approval: Shaye Ann Atwood

Date: 6/10/26

Associate Superintendent of Communications & Marketing Approval: Donald Williams

Date: 6/10/26

COMMENDATION FORM FOR SCHOOL BOARD MEETINGS

Person(s) to be Commended:

| | | | | | |
|------------|-------------|-------------------|---------------------------------------|---------------------------|-----|
| Legacy | Ayslyn | Arredondo | Texas Public Safety Association-State | Crime Scene Investigation | 1st |
| Lake Ridge | Dayana | Carlson | Texas Public Safety Association-State | Crime Scene Investigation | 1st |
| Mansfield | Rachel | Tucker | Texas Public Safety Association-State | Crime Scene Investigation | 1st |
| Legacy | Aubrey Kate | Evans | Texas Public Safety Association-State | Opening Statement | 1st |
| Mansfield | Mariana | Aguilera Canchola | Texas Public Safety Association-State | Parliamentary Procedure | 1st |
| Legacy | Addison | Biondi | Texas Public Safety Association-State | Parliamentary Procedure | 1st |
| Frontier | Lewis | Reid | Texas Public Safety Association-State | Parliamentary Procedure | 1st |
| Lake Ridge | Erin | Walker | Texas Public Safety Association-State | Parliamentary Procedure | 1st |
| Legacy | Jalissa | Aguilar | Texas Public Safety Association-State | Felony Traffic Stop | 2nd |
| Mansfield | Denise | Cepe | Texas Public Safety Association-State | Felony Traffic Stop | 2nd |
| Legacy | Victoria | Conklin | Texas Public Safety Association-State | Felony Traffic Stop | 2nd |
| Lake Ridge | Addison | Thiot | Texas Public Safety Association-State | Felony Traffic Stop | 2nd |
| Frontier | Maelee | Davis | Texas Public Safety Association-State | Fire Press Conference | 2nd |
| Mansfield | Heather | Cheng | Texas Public Safety Association-State | Drone Search and Rescue | 3rd |
| Mansfield | Marlene | Manzano | Texas Public Safety Association-State | Drone Search and Rescue | 3rd |

Justification for the Commendation:

Students from around the district competed and placed in the Texas Public Safety Association at the state level.

Requested Month of Board Meeting for Commendation: June

Principal, Director, or Supervisor's Approval: Michelle Woodall

Date: 6/10/26

Associate Superintendent of Communications & Marketing Approval: Donald Williams

Date: 6/10/26

COMMENDATION FORM FOR SCHOOL BOARD MEETINGS

Person(s) to be Commended:

| | | | | | |
|------------|----------|---------|------------------------------------|----------------------------------|-----|
| Frontier | Mazidi | Ethan | CNC Programmer | SkillsUSA Texas State Tournament | 1st |
| Frontier | Keller | William | 3-Axis CNC Programm | SkillsUSA Texas State Tournament | 1st |
| Frontier | Porter | Isaac | 2-Axis CNC Programmer | SkillsUSA Texas State Tournament | 1st |
| Frontier | Milstead | Macie | Automated Manufacturing Technology | SkillsUSA Texas State Tournament | 1st |
| Frontier | Windsor | Adan | Automated Manufacturing Technology | SkillsUSA Texas State Tournament | 1st |
| Frontier | Waters | Colby | Automated Manufacturing Technology | SkillsUSA Texas State Tournament | 1st |
| Lake Ridge | Acosta | Victor | Automated Manufacturing Technology | SkillsUSA Texas State Tournament | 2nd |
| Frontier | Melton | Stephon | Automated Manufacturing Technology | SkillsUSA Texas State Tournament | 2nd |
| Legacy | Sanchez | Melvin | Automated Manufacturing Technology | SkillsUSA Texas State Tournament | 2nd |
| Frontier | Hickey | Nathan | Electronics | SkillsUSA Texas State Tournament | 1st |

Justification for the Commendation:

Students from around the district competed and placed in the SkillsUSA tournament at the state level.

Requested Month of Board Meeting for Commendation: June

Principal, Director, or Supervisor's Approval: Michelle Woodall

Date: 6/10/26

Associate Superintendent of Communications & Marketing Approval: Donald Williams

Date: 6/10/26

COMMENDATION FORM FOR SCHOOL BOARD MEETINGS

Person(s) to be Commended:

| | | | | | |
|-----|-----------|-----------|-------------------------|--|-----|
| LHS | Bickel | Peyton | ProStart Individual | One-Pot Wonder (Ramen) | 1st |
| MHS | Jenkins | Jayden | ProStart Individual | Plant-Based After School Snack (Vegetarian Quesadilla) | 1st |
| LHS | Martinez | Itzel | ProStart -Culinary | Texas ProStart Invitational | 2nd |
| LHS | Walker | Kaden | ProStart -Culinary | Texas ProStart Invitational | 2nd |
| SHS | Farlough | Arayna | ProStart-Culinary | Texas ProStart Invitational | 2nd |
| THS | Kelly | Demetreus | ProStart -Culinary | Texas ProStart Invitational | 2nd |
| THS | Melgoza | Johnathan | ProStart -Culinary | Texas ProStart Invitational | 2nd |
| MHS | Martinez | Litzzy | ProStart- Management | Texas ProStart Invitational | 2nd |
| THS | Alkewaifi | Leen | ProStart- Management | Texas ProStart Invitational | 2nd |
| THS | Fanco | Esteban | ProStart- Management | Texas ProStart Invitational | 2nd |

Justification for the Commendation:

Students from around the district competed and placed in the Texas ProStart Invitational at the state level.

Requested Month of Board Meeting for Commendation: June

Principal, Director, or Supervisor's Approval: Michelle Woodall

Date: 6/10/26

Associate Superintendent of Communications & Marketing Approval: Donald Williams

Date: 6/10/26

COMMENDATION FORM FOR SCHOOL BOARD MEETINGS

Person(s) to be Commended:

Mansfield High School JROTC

Justification for the Commendation:

Competing at the prestigious Army and National High School Drill Team Championships in Daytona Beach, Florida, from 1-3 May 2026, our Lady Tigers went head-to-head with 20 of the most elite Division 1 Master Level teams in the nation and emerged as the 2nd-Place National Champions.

Requested Month of Board Meeting for Commendation: June

Principal, Director, or Supervisor's Approval: Dr. Darwert Johnson

Date: 6/10/26

Associate Superintendent of Communications & Marketing Approval: Donald Williams

Date: 6/10/26

COMMENDATION FORM FOR SCHOOL BOARD MEETINGS

Person(s) to be Commended:

Summit High School Boys Basketball

Justification for the Commendation:

Summit High School Boys Basketball won 1st place in state.

Requested Month of Board Meeting for Commendation: June

Principal, Director, or Supervisor's Approval: Jerod Womack

Date: 6/10/26

Associate Superintendent of Communications & Marketing Approval: Donald Williams

Date: 6/10/26

COMMENDATION FORM FOR SCHOOL BOARD MEETINGS

Person(s) to be Commended:

Timberview Boys Track Team

Justification for the Commendation:

The Timberview Boys Track Team won 1st place in the state meet.

Requested Month of Board Meeting for Commendation: June

Principal, Director, or Supervisor's Approval: Jerod Womack

Date: 6/10/26

Associate Superintendent of Communications & Marketing Approval: Donald Williams

Date: 6/10/26

COMMENDATION FORM FOR SCHOOL BOARD MEETINGS

Person(s) to be Commended:

Destiny Ojo
Discus
3rd place
Timberview HS

Alexandria Drummond
Long Jump
2nd place
Timberview HS

Da'Nayah Batiste, Brooke Middleton, Jayla Bledsoe, Reagan Williams
4x200
3rd place
Timberview HS

Trysten Shaw, Kobe Smith, Cliff Nguyen, Brandon Gilmore
4 x 100m Relay
1st
Timberview HS

Brandon Gilmore
400m
2nd
Timberview HS

Trysten Shaw
300H
1st
Timberview HS

Lincoln Wright
-2nd place 6A Division
-800m
Legacy High School

Domonique Young "DJ"
- Won 1st Place Boys 5A Division
- Long Jump - 24.2 ft
Summit High School

Justification for the Commendation:

State Track Meet Boys and Girls Medalists

Requested Month of Board Meeting for Commendation: June

Principal, Director, or Supervisor's Approval: Jerod Womack

Date: 6/10/26

Associate Superintendent of Communications & Marketing Approval: Donald Williams

Date: 6/10/26



TITLE: STAAR - EOC Performance 2026

DATE: June 23, 2026

ACTION

BACKGROUND:

Fernando Benavides, Associate Superintendent of Curriculum, Instruction, and Accountability, along with Dr. Tameka Patton, Assistant Superintendent of Curriculum, Instruction, and Accountability, will present the Spring 2026 STAAR and EOC results.

MISD Student Performance 2026

1. Exhibit – Additional Student Performance and Comparison Data:

- a. Public Presentation (pg. 2-47)
- b. STAAR 3-8 Regional Districts Comparison (pg. 48-53)
- c. STAAR 3-8 State Data by Student Group & Grade (pg. 54-58)
- d. STAAR 3-8 Campus Data by Student Group (pg. 59-81)
- e. EOC Regional Districts Comparison by Subject (pg. 82-86)
- f. EOC State Data by Student Group and Subject (pg. 87-90)
- g. EOC District Data by Student Group and Subject (pg. 91-95)
- h. EOC Campus Data by Student Group and Subject (pg. 96-107)

Mansfield ISD

2026 Performance




Presented by **FERNANDO BENAVIDES & DR. TAMEKA PATTON**

June 23, 2026

Vision 2030

Mansfield Independent School District



Mission To inspire and educate students to be productive citizens.

A destination district committed to excellence.

Vision

Values

- Students First
- Continuous Improvement
- Integrity
- Communication
- Positive Relationships
- Resiliency



Motto

MISD: A great place to live, learn, and teach.

Guiding Statements

1. Students will read on level or higher by the beginning of third grade and will remain on level or higher as an MISD student.
2. Students will demonstrate mastery of Algebra II by the end of eleventh grade.
3. Students will graduate life ready.
4. Students will graduate college and/or career ready.



STAAR Performance Measures

Masters



Performance in this category indicates that students are expected to succeed in the next grade or course with little or no intervention.

Meets



Performance in this category indicates that students have a high likelihood of success in the next grade or course but may need some short-term targeted intervention.

Approaches



Performance in this category indicates that students are likely to succeed in the next grade or course with targeted intervention.

DNM



Performance in this category indicates that students are unlikely to succeed in the next grade or course without significant intervention.



State of Texas Assessments of Academic Readiness

Organization of Data

Peer District Comparison

Data



Peer Districts have similar:

- % of Economically Disadvantaged Students
- Student Enrollment
- Mobility Rate
- % of Emergent Bilingual & Special Education Students

Historical Data at % Meets



- 4 Years of Performance Data
- Post STAAR 2.0

Student Performance by Student Groups



- Data is Aggregated by Grade Band
- 8 Student Groups



STAAR Preliminary

Grades 3-8



3rd Grade Regional Comparison

| GRADE 3 | READING | | | MATHEMATICS | | |
|-------------------------------|------------|-------|---------|-------------|-------|---------|
| | Approaches | Meets | Masters | Approaches | Meets | Masters |
| REGIONAL COMPARISON | | | | | | |
| ARLINGTON ISD | 65 | 41 | 17 | 57 | 33 | 15 |
| BIRDVILLE ISD | 79 | 55 | 27 | 71 | 48 | 23 |
| BURLESON ISD | 78 | 52 | 25 | 72 | 51 | 24 |
| CARROLLTON-FARMERS BRANCH ISD | 78 | 57 | 34 | 64 | 43 | 22 |
| CEDAR HILL ISD | 65 | 36 | 13 | 55 | 32 | 13 |
| CROWLEY ISD | 63 | 37 | 14 | 55 | 32 | 13 |
| DUNCANVILLE ISD | 64 | 36 | 10 | 55 | 32 | 13 |
| FORT WORTH ISD | 65 | 41 | 19 | 60 | 38 | 18 |
| GARLAND ISD | 76 | 56 | 30 | 71 | 50 | 28 |
| GRAND PRAIRIE ISD | 70 | 44 | 20 | 59 | 37 | 17 |
| HURST-EULESS-BEDFORD ISD | 79 | 58 | 31 | 71 | 50 | 29 |
| IRVING ISD | 52 | 31 | 11 | 50 | 28 | 11 |
| KELLER ISD | 80 | 60 | 29 | 75 | 55 | 31 |
| MANSFIELD ISD | 79 | 56 | 28 | 72 | 51 | 26 |
| MIDLOTHIAN ISD | 82 | 60 | 30 | 79 | 56 | 28 |
| REGION -11 | 75 | 52 | 25 | 68 | 45 | 22 |
| RICHARDSON ISD | 73 | 54 | 32 | 66 | 46 | 27 |
| STATE | 74 | 51 | 25 | 67 | 44 | 22 |

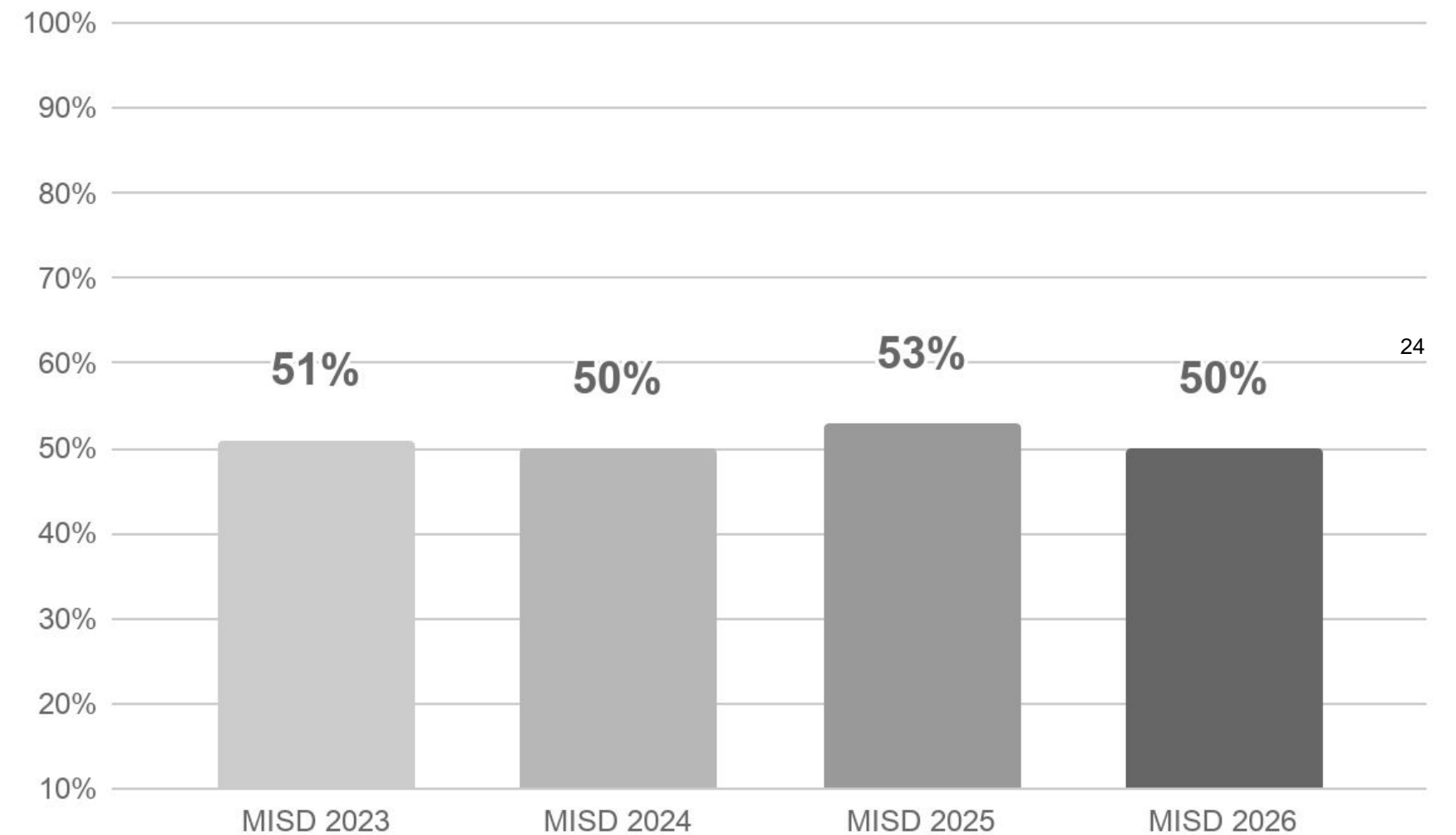


3rd Grade Math

2026 STAAR Percent Performance

| | Approaches | Meets | Masters |
|------------------|------------|-------|---------|
| Mansfield ISD | 72 | 50 | 26 |
| Alvin ISD | 77 | 58 | 32 |
| Denton ISD | 64 | 40 | 17 |
| Lamar CISD | 76 | 55 | 29 |
| Midland ISD | 64 | 44 | 23 |
| Pflugerville ISD | 67 | 45 | 23 |
| State | 67 | 44 | 22 |
| Region 11 | 68 | 45 | 22 |

Historical Data at % Meets

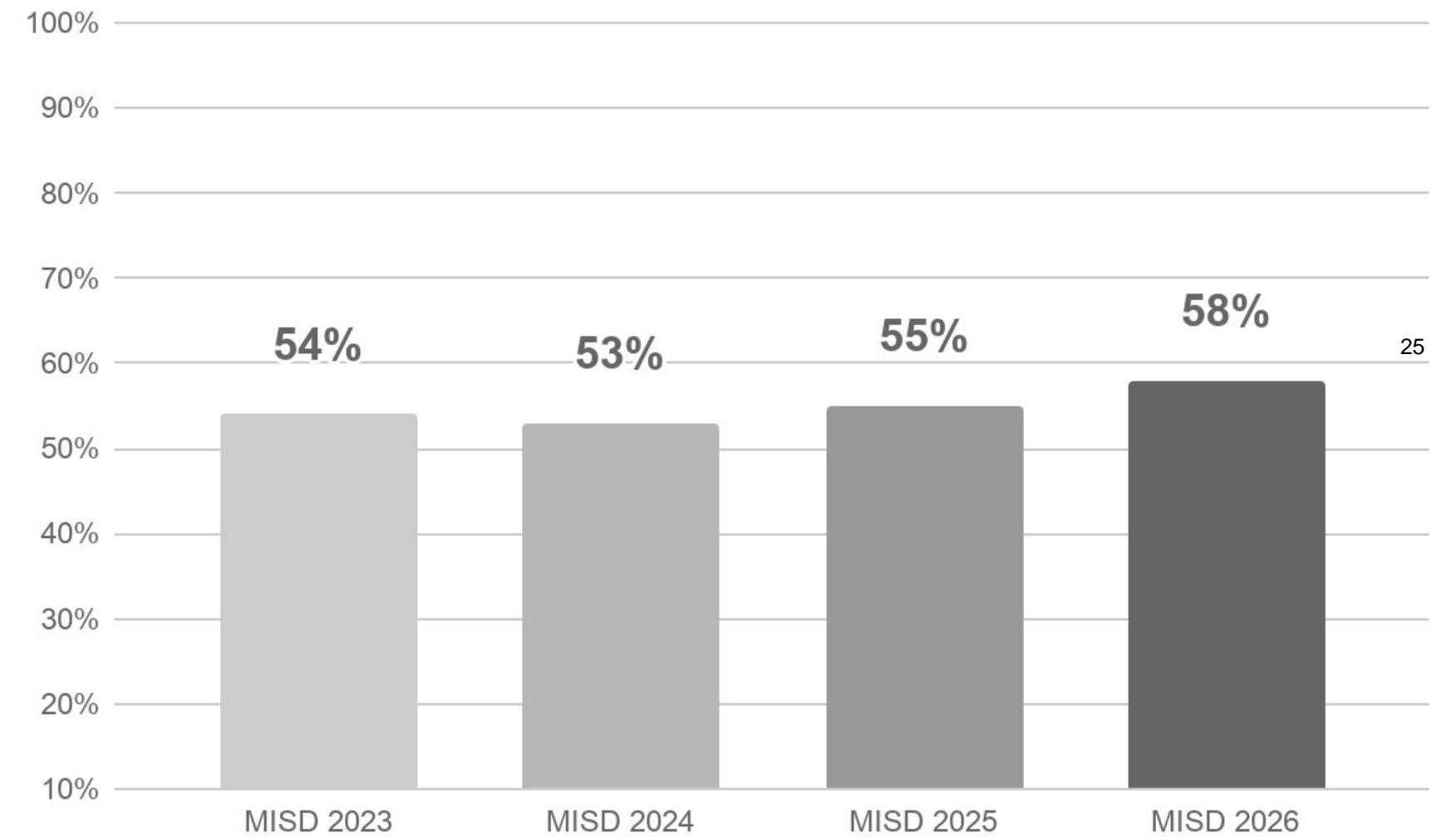


4th Grade Math

2026 STAAR Percent Performance

| | Approaches | Meets | Masters |
|------------------|------------|-------|---------|
| Mansfield ISD | 76 | 58 | 30 |
| Alvin ISD | 75 | 57 | 31 |
| Denton ISD | 63 | 43 | 21 |
| Lamar CISD | 80 | 61 | 32 |
| Midland ISD | 68 | 49 | 23 |
| Pflugerville ISD | 66 | 49 | 26 |
| State | 68 | 49 | 25 |
| Region 11 | 68 | 48 | 24 |

Historical Data at % Meets



3rd & 4th Grade Math

| Student Groups | Total Testers | Approaches | Meets | Masters |
|----------------------------|---------------|------------|-------|---------|
| All Students | 4897 | 74% | 54% | 28% |
| African American | 1688 | 68% | 47% | 21% |
| Hispanic | 1326 | 69% | 46% | 22% |
| White | 1180 | 83% | 66% | 38% |
| Asian | 403 | 87% | 74% | 46% |
| Two or More Races | 284 | 79% | 58% | 30% |
| Economically Disadvantaged | 2482 | 64% | 42% | 18% |
| Emergent Bilingual | 989 | 72% | 53% | 26% |
| Special Education | 1091 | 41% | 22% | 8% |

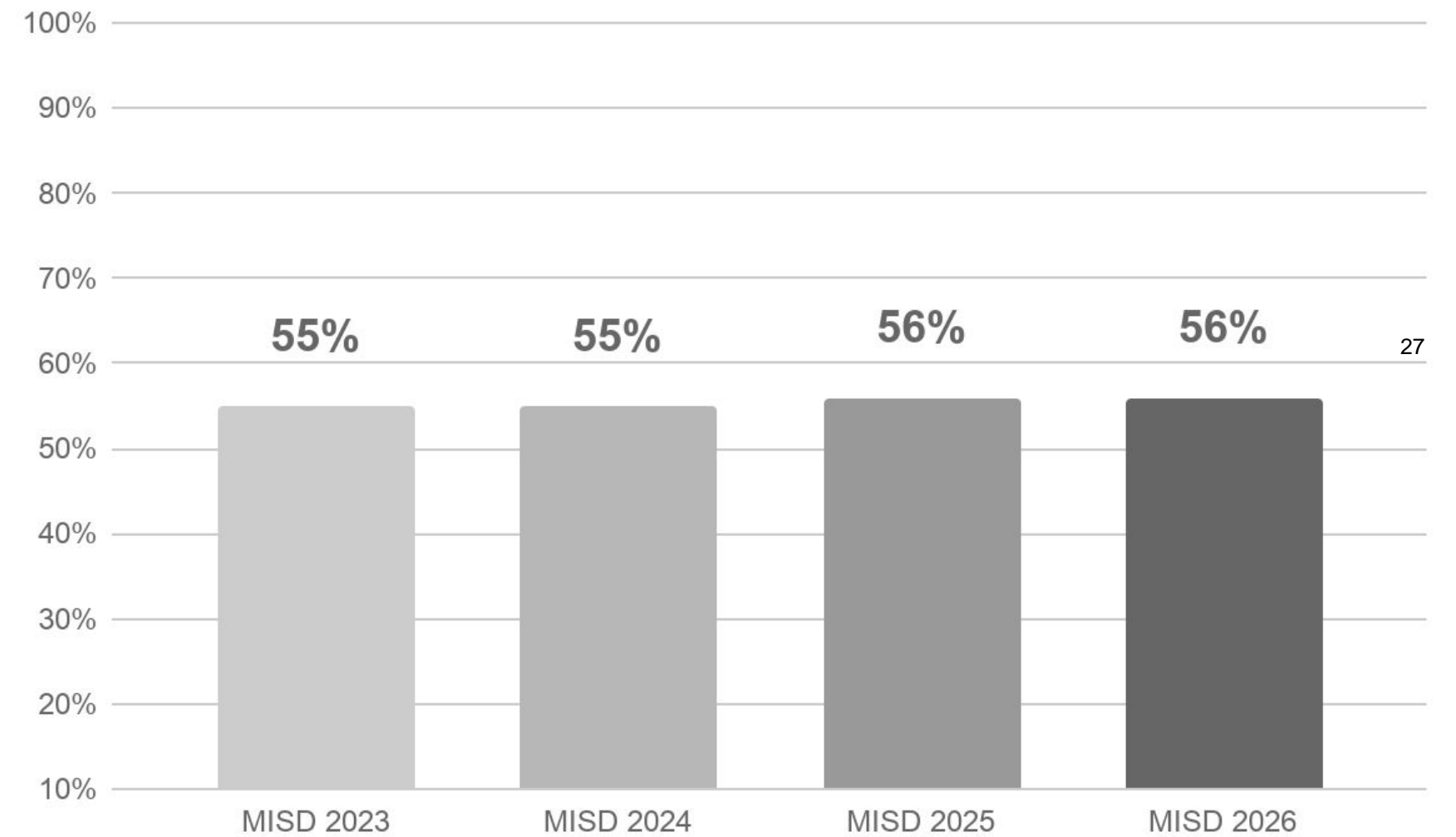


3rd Grade Reading

2026 STAAR Percent Performance

| | Approaches | Meets | Masters |
|------------------|------------|-------|---------|
| Mansfield ISD | 78 | 56 | 28 |
| Alvin ISD | 81 | 63 | 37 |
| Denton ISD | 73 | 51 | 24 |
| Lamar CISD | 84 | 66 | 38 |
| Midland ISD | 68 | 44 | 19 |
| Pflugerville ISD | 75 | 54 | 28 |
| State | 74 | 51 | 25 |
| Region 11 | 75 | 52 | 25 |

Historical Data at % Meets

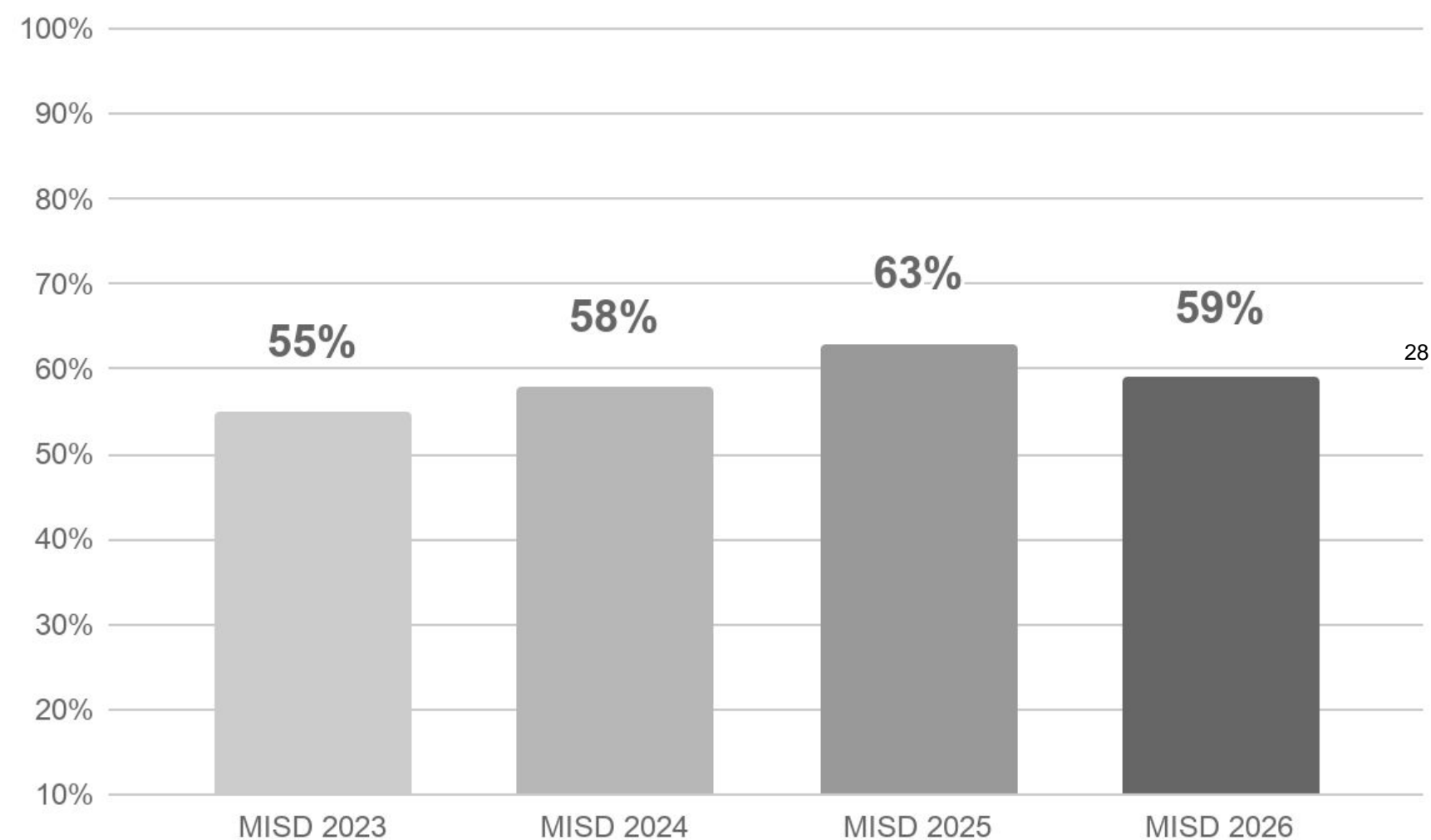


4th Grade Reading

2026 STAAR Percent Performance

| | Approaches | Meets | Masters |
|------------------|------------|-------|---------|
| Mansfield ISD | 83 | 59 | 28 |
| Alvin ISD | 84 | 61 | 31 |
| Denton ISD | 75 | 52 | 24 |
| Lamar CISD | 86 | 66 | 35 |
| Midland ISD | 74 | 48 | 18 |
| Pflugerville ISD | 79 | 56 | 27 |
| State | 78 | 53 | 24 |
| Region 11 | 78 | 54 | 24 |

Historical Data at % Meets



3rd & 4th Grade Reading

| Student Groups | Total Testers | Approaches | Meets | Masters |
|----------------------------|---------------|------------|-------|---------|
| All Students | 4892 | 81% | 57% | 28% |
| African American | 1685 | 77% | 52% | 24% |
| Hispanic | 1327 | 77% | 51% | 19% |
| White | 1181 | 86% | 66% | 36% |
| Asian | 401 | 88% | 73% | 45% |
| Two or More Races | 282 | 84% | 62% | 30% |
| Economically Disadvantaged | 2480 | 73% | 44% | 17% |
| Emergent Bilingual | 988 | 76% | 53% | 24% |
| Special Education | 1089 | 49% | 21% | 4% |

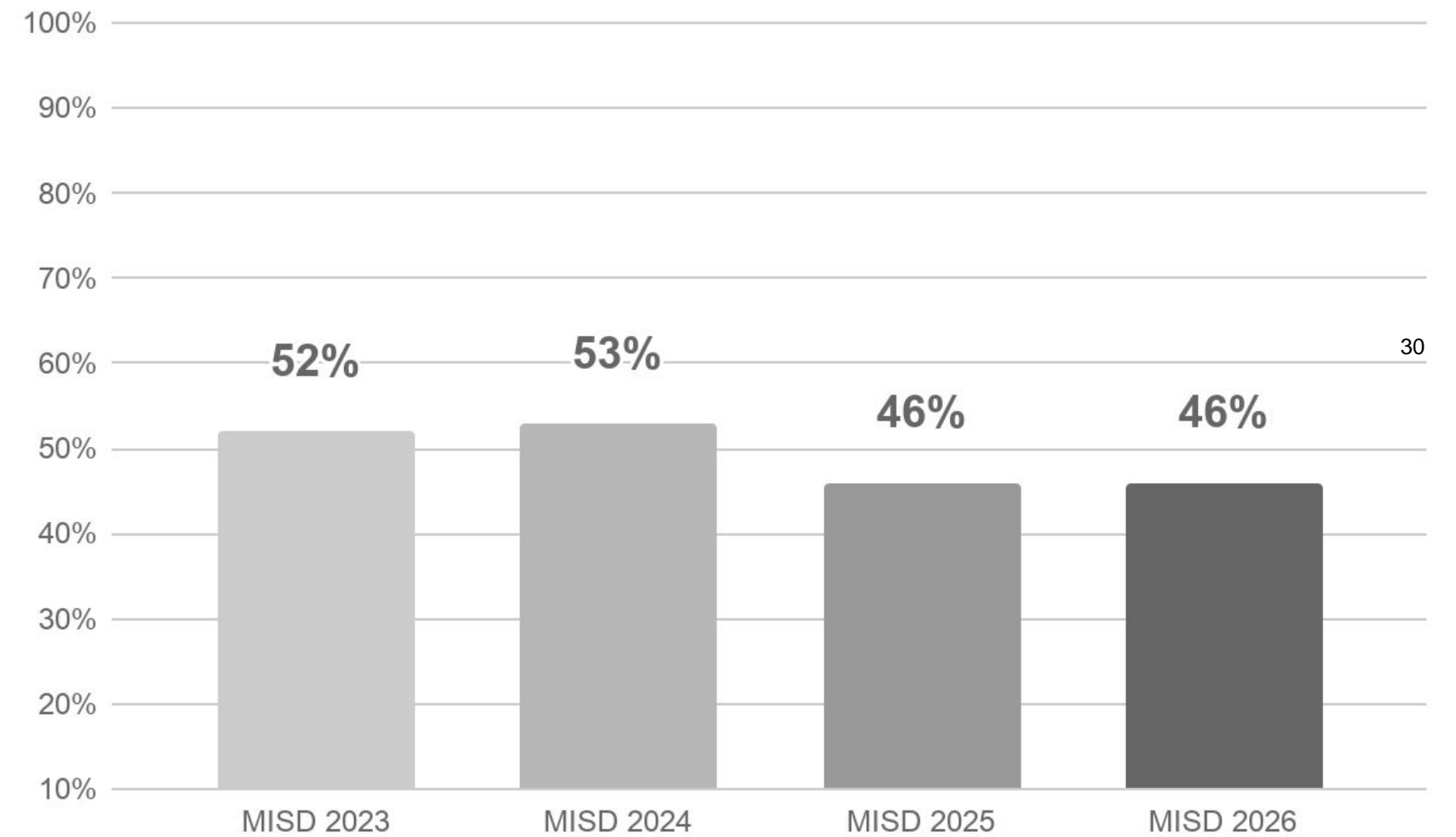


5th Grade Math

2026 STAAR Percent Performance

| | Approaches | Meets | Masters |
|------------------|------------|-------|---------|
| Mansfield ISD | 76 | 46 | 18 |
| Alvin ISD | 80 | 55 | 26 |
| Denton ISD | 70 | 41 | 17 |
| Lamar CISD | 86 | 62 | 29 |
| Midland ISD | 74 | 47 | 20 |
| Pflugerville ISD | 74 | 48 | 21 |
| State | 75 | 47 | 19 |
| Region 11 | 75 | 47 | 20 |

Historical Data at % Meets

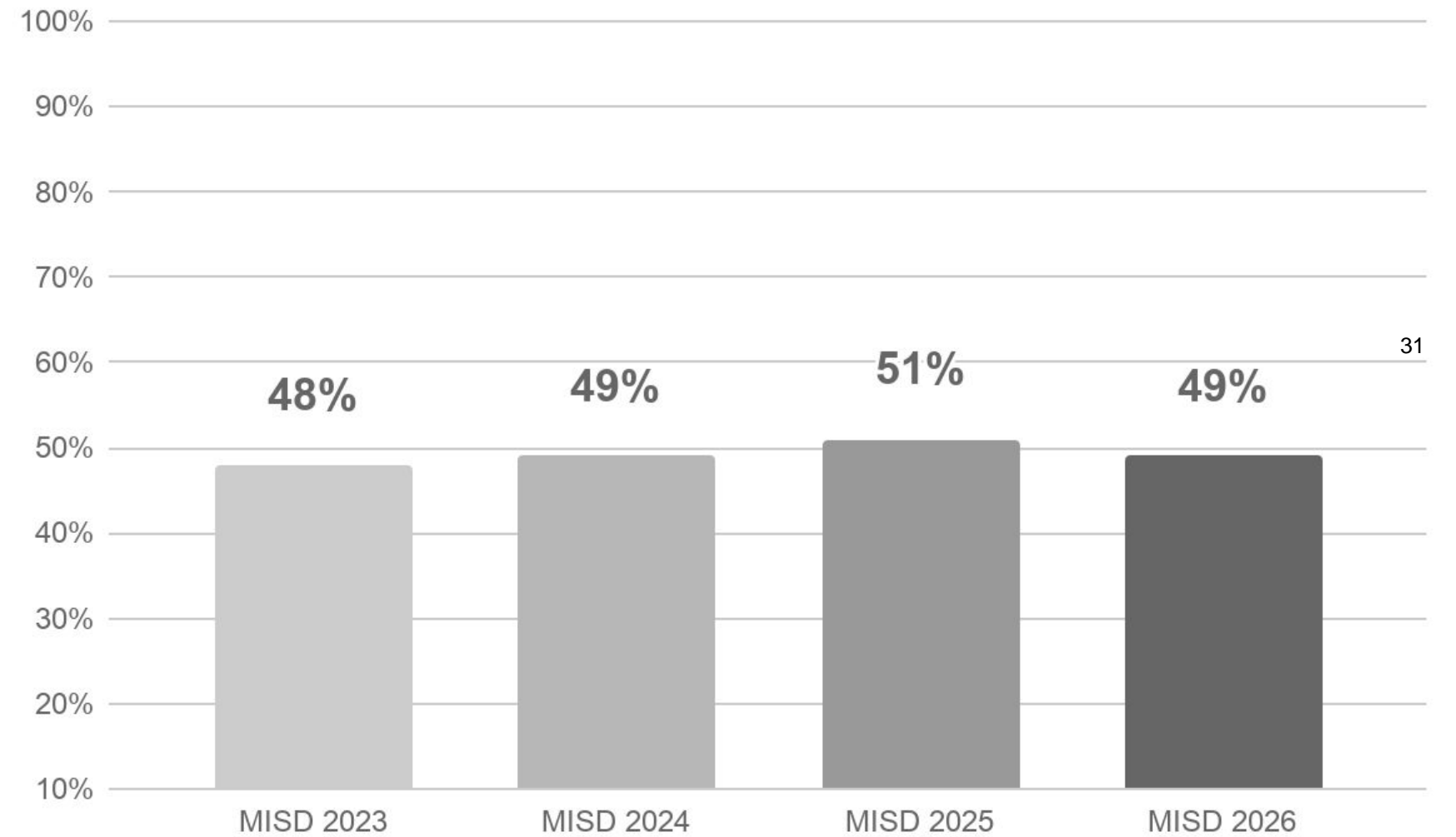


6th Grade Math

2026 STAAR Percent Performance

| | Approaches | Meets | Masters |
|------------------|------------|-------|---------|
| Mansfield ISD | 82 | 49 | 18 |
| Alvin ISD | 60 | 13 | 2 |
| Denton ISD | 68 | 29 | 9 |
| Lamar CISD | 84 | 52 | 22 |
| Midland ISD | 76 | 45 | 19 |
| Pflugerville ISD | 69 | 34 | 12 |
| State | 73 | 39 | 15 |
| Region 11 | 73 | 39 | 15 |

Historical Data at % Meets



5th & 6th Grade Math

| Student Groups | Total Testers | Approaches | Meets | Masters |
|----------------------------|---------------|------------|-------|---------|
| All Students | 4988 | 79% | 48% | 18% |
| African American | 1703 | 74% | 40% | 13% |
| Hispanic | 1389 | 75% | 40% | 13% |
| White | 1184 | 87% | 60% | 25% |
| Asian | 422 | 92% | 73% | 37% |
| Two or More Races | 256 | 75% | 46% | 13% |
| Economically Disadvantaged | 2552 | 71% | 35% | 10% |
| Emergent Bilingual | 981 | 78% | 54% | 30% |
| Special Education | 1047 | 40% | 18% | 5% |

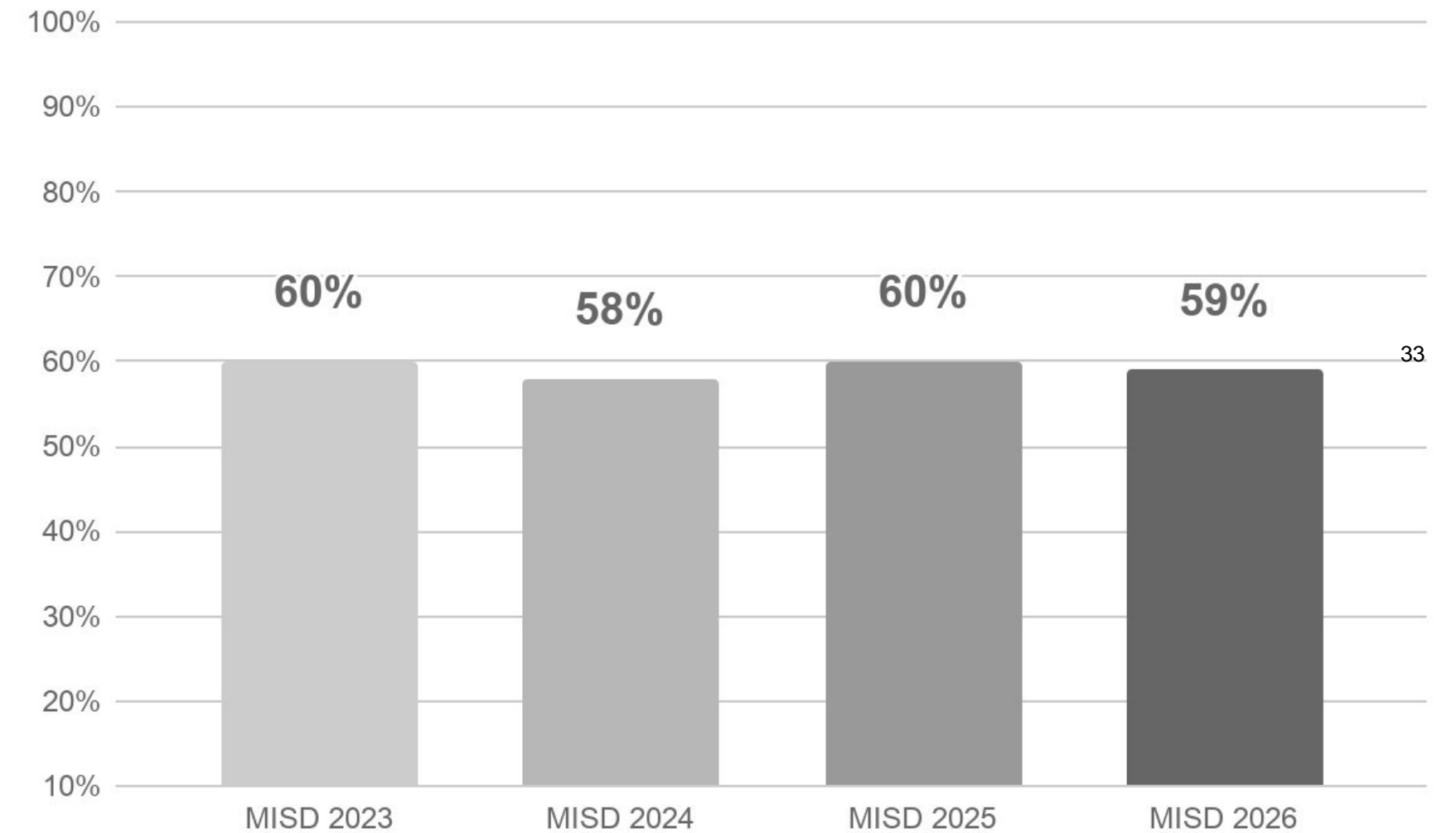


5th Grade Reading

2026 STAAR Percent Performance

| | Approaches | Meets | Masters |
|------------------|------------|-------|---------|
| Mansfield ISD | 79 | 59 | 34 |
| Alvin ISD | 84 | 66 | 41 |
| Denton ISD | 79 | 60 | 34 |
| Lamar CISD | 88 | 71 | 47 |
| Midland ISD | 72 | 52 | 27 |
| Pflugerville ISD | 81 | 62 | 39 |
| State | 79 | 58 | 34 |
| Region 11 | 79 | 58 | 34 |

Historical Data at % Meets

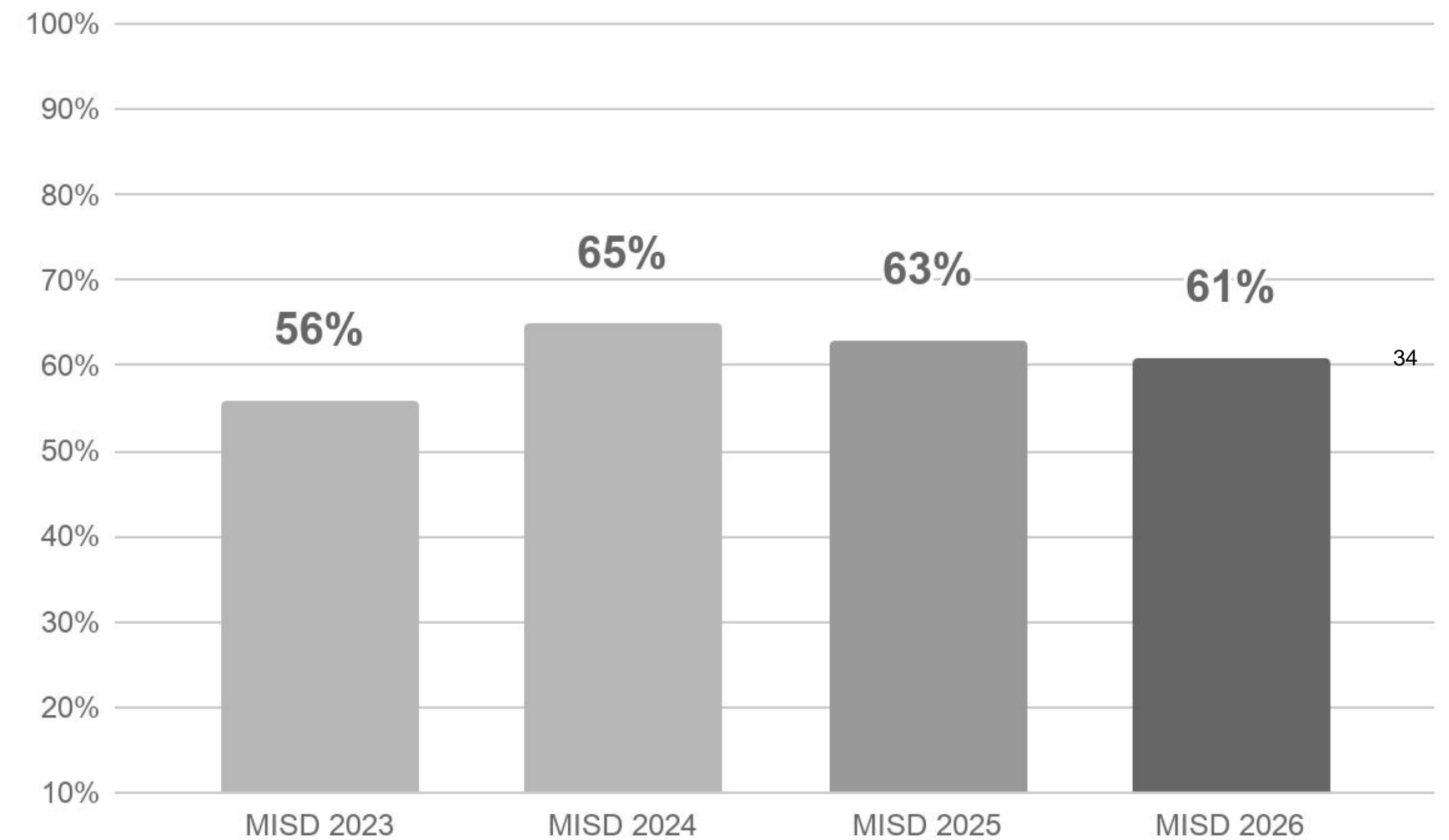


6th Grade Reading

2026 STAAR Percent Performance

| | Approaches | Meets | Masters |
|------------------|------------|-------|---------|
| Mansfield ISD | 79 | 61 | 34 |
| Alvin ISD | 79 | 63 | 39 |
| Denton ISD | 71 | 53 | 31 |
| Lamar CISD | 84 | 69 | 43 |
| Midland ISD | 71 | 51 | 27 |
| Pflugerville ISD | 71 | 52 | 30 |
| State | 72 | 54 | 29 |
| Region 11 | 73 | 54 | 30 |

Historical Data at % Meets



5th & 6th Grade Reading

| Student Groups | Total Testers | Approaches | Meets | Masters |
|----------------------------|---------------|------------|-------|---------|
| All Students | 4982 | 79% | 60% | 34% |
| African American | 1702 | 75% | 57% | 30% |
| Hispanic | 1388 | 75% | 51% | 27% |
| White | 1182 | 86% | 70% | 42% |
| Asian | 421 | 90% | 78% | 56% |
| Two or More Races | 255 | 80% | 60% | 31% |
| Economically Disadvantaged | 2549 | 70% | 48% | 24% |
| Emergent Bilingual | 980 | 74% | 54% | 30% |
| Special Education | 1047 | 40% | 18% | 5% |

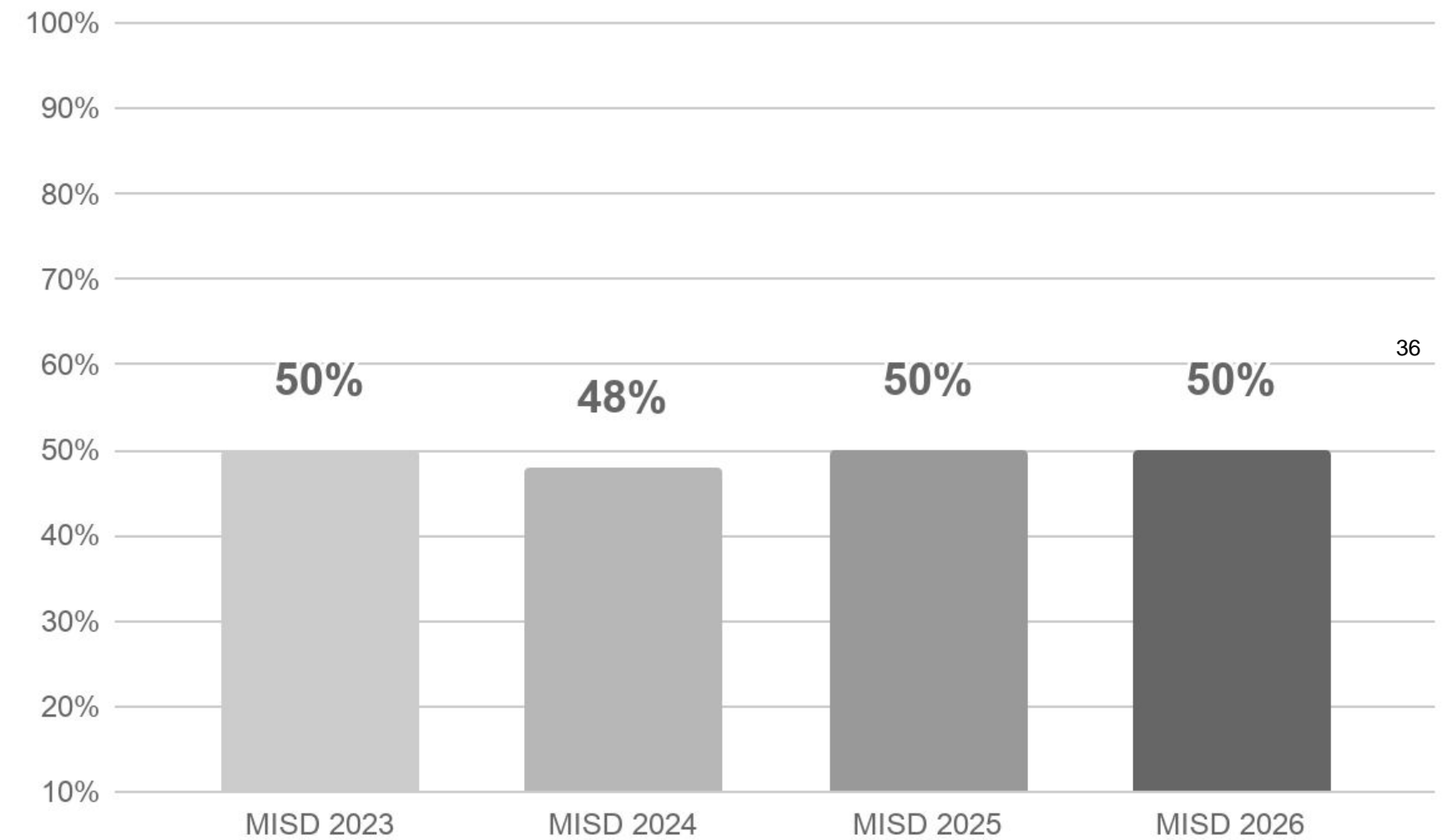


7th Grade Math

2026 STAAR Percent Performance

| | Approaches | Meets | Masters |
|------------------|------------|-------|---------|
| Mansfield ISD | 68 | 50 | 19 |
| Alvin ISD | 63 | 40 | 7 |
| Denton ISD | 30 | 13 | 1 |
| Lamar CISD | 48 | 25 | 3 |
| Midland ISD | 45 | 26 | 4 |
| Pflugerville ISD | 32 | 13 | 1 |
| State | 49 | 30 | 9 |
| Region 11 | 48 | 29 | 9 |

Historical Data at % Meets

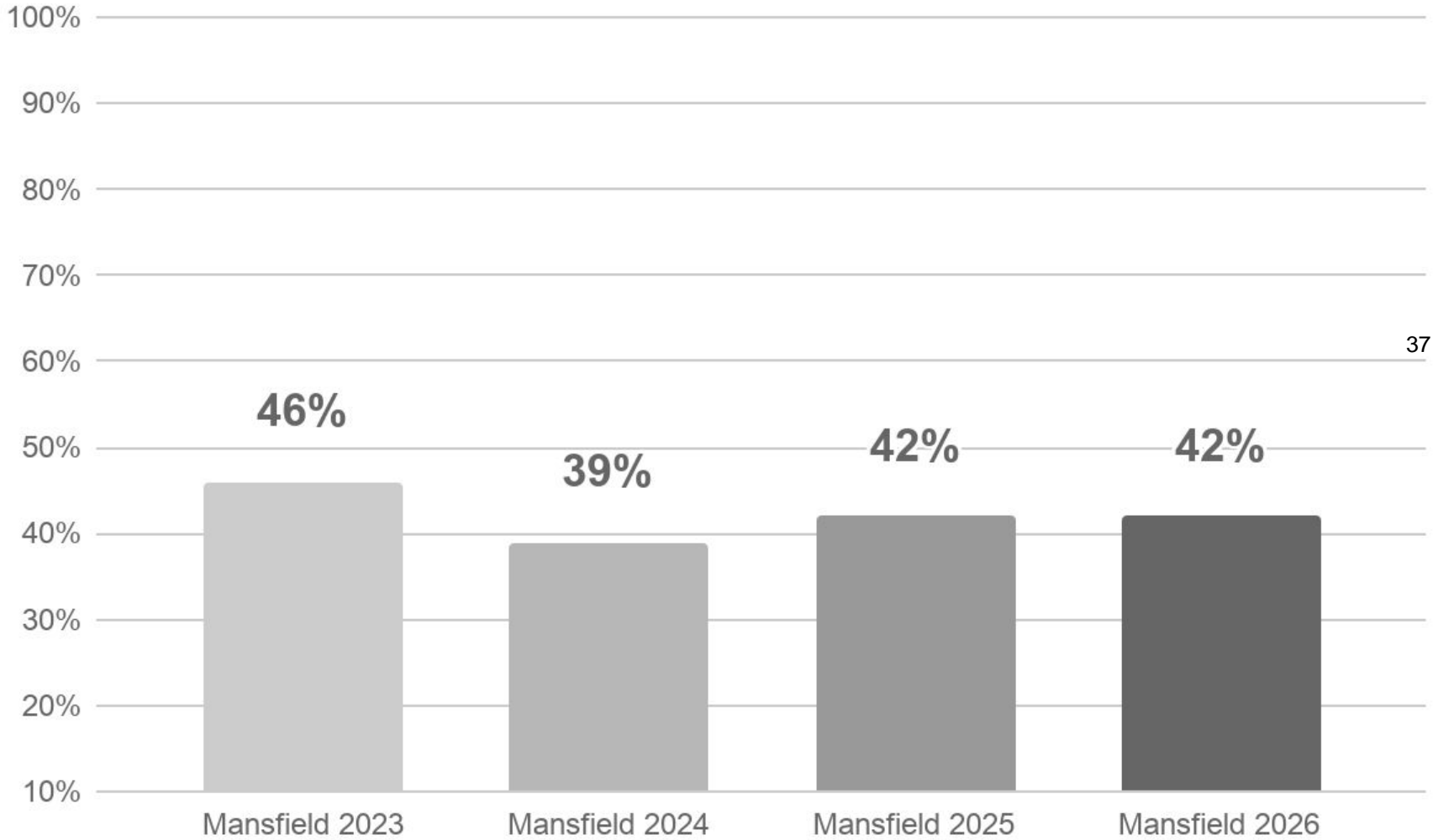


8th Grade Math

2026 STAAR Percent Performance

| | Approaches | Meets | Masters |
|------------------|------------|-------|---------|
| Mansfield ISD | 74 | 42 | 7 |
| Alvin ISD | 83 | 63 | 26 |
| Denton ISD | 68 | 40 | 11 |
| Lamar CISD | 80 | 58 | 22 |
| Midland ISD | 63 | 40 | 14 |
| Pflugerville ISD | 71 | 45 | 15 |
| State | 73 | 47 | 16 |
| Region 11 | 72 | 46 | 14 |

Historical Data at % Meets



7th & 8th Grade Math

| Student Groups | Total Testers | Approaches | Meets | Masters |
|----------------------------|---------------|------------|-------|---------|
| All Students | 4458 | 70% | 47% | 14% |
| African American | 1700 | 64% | 39% | 10% |
| Hispanic | 1280 | 66% | 41% | 10% |
| White | 921 | 80% | 62% | 22% |
| Asian | 322 | 87% | 70% | 30% |
| Two or More Races | 214 | 73% | 43% | 12% |
| Economically Disadvantaged | 2414 | 62% | 36% | 9% |
| Emergent Bilingual | 957 | 67% | 46% | 13% |
| Special Education | 860 | 32% | 13% | 2% |

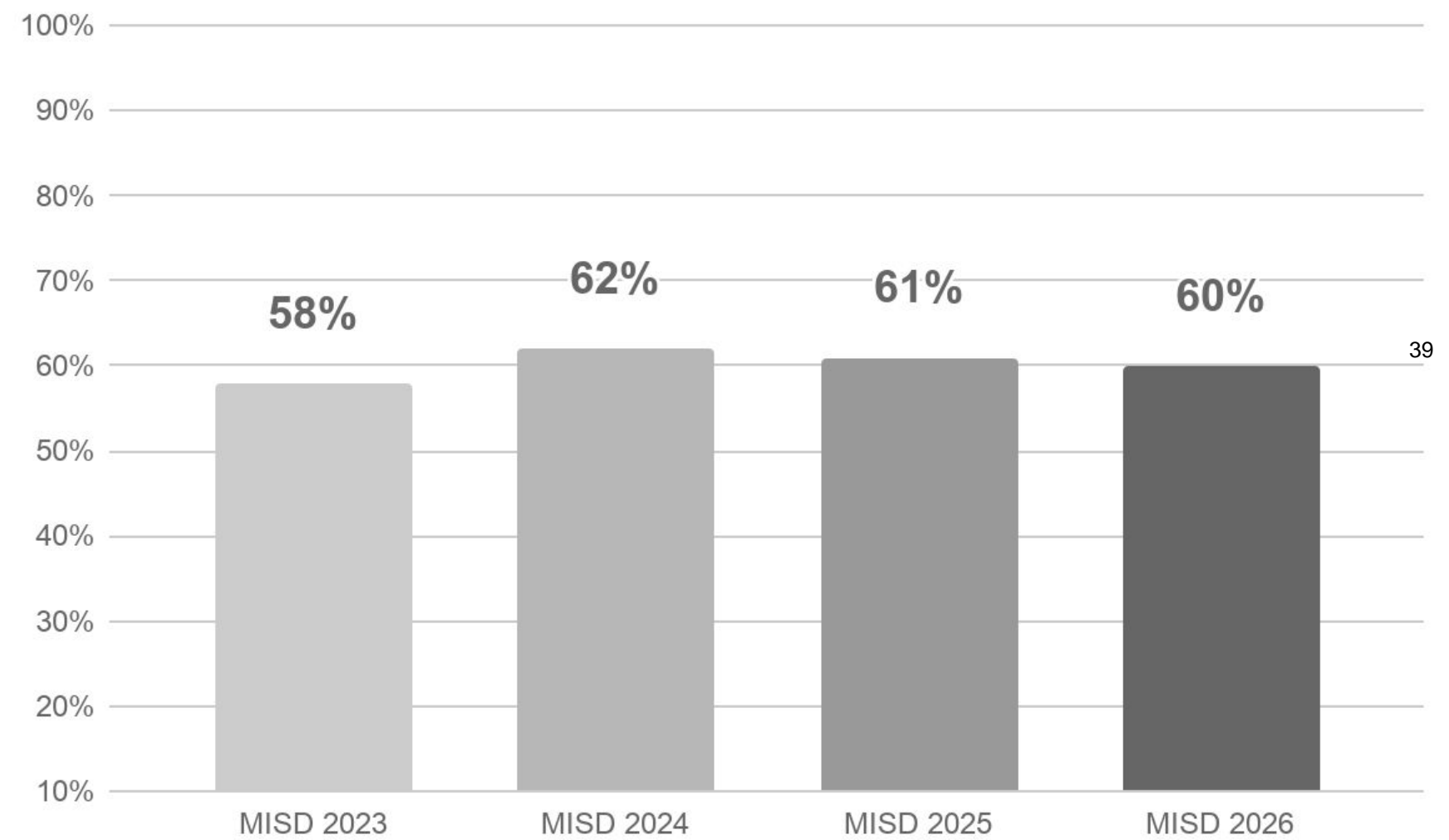


7th Grade Reading

2026 STAAR Percent Performance

| | Approaches | Meets | Masters |
|------------------|------------|-------|---------|
| Mansfield ISD | 82 | 60 | 35 |
| Alvin ISD | 85 | 66 | 41 |
| Denton ISD | 77 | 54 | 32 |
| Lamar CISD | 83 | 64 | 39 |
| Midland ISD | 71 | 46 | 25 |
| Pflugerville ISD | 75 | 53 | 31 |
| State | 77 | 54 | 31 |
| Region 11 | 77 | 54 | 31 |

Historical Data at % Meets

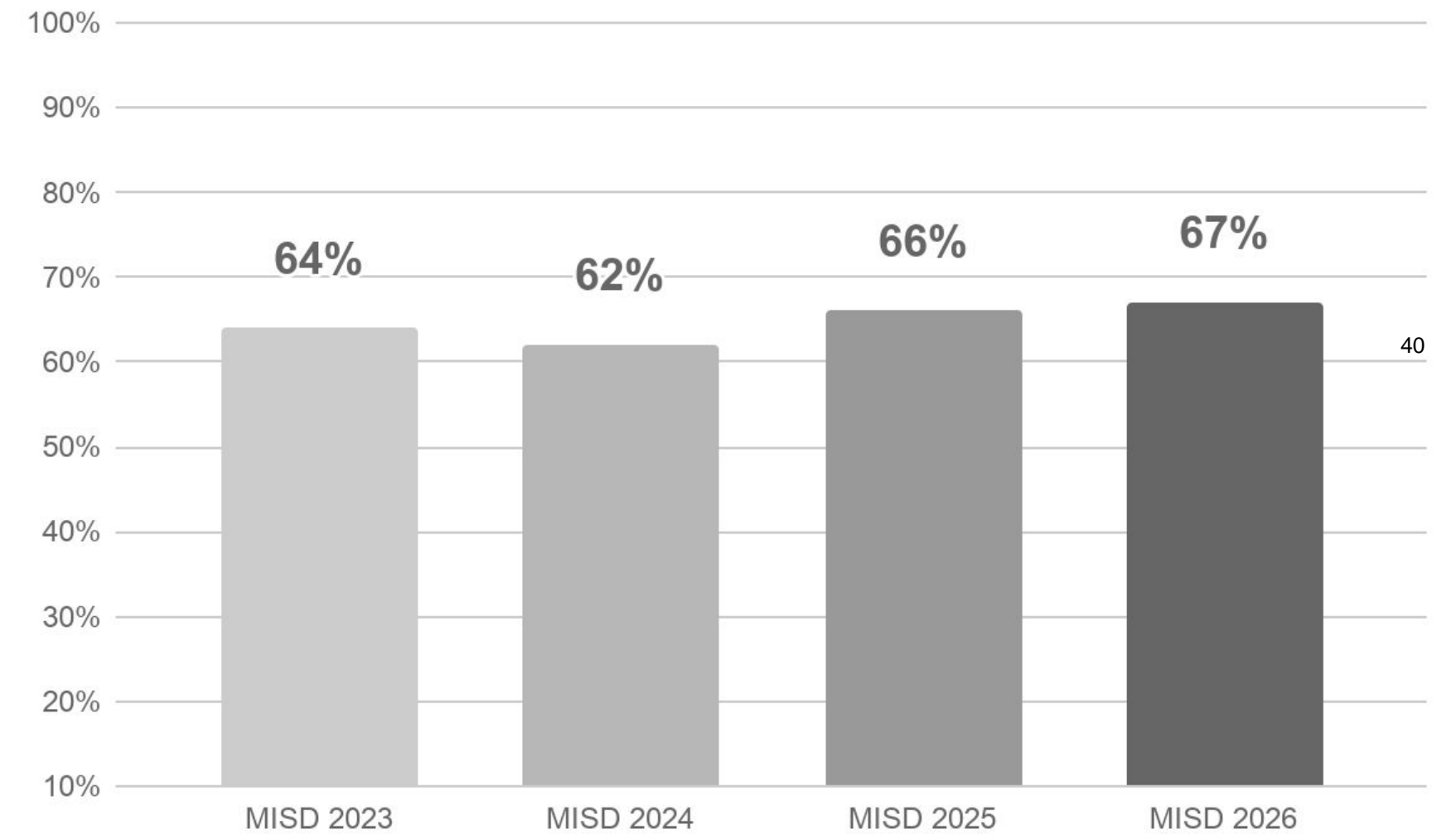


8th Grade Reading

2026 STAAR Percent Performance

| | Approaches | Meets | Masters |
|------------------|------------|-------|---------|
| Mansfield ISD | 88 | 67 | 38 |
| Alvin ISD | 89 | 68 | 42 |
| Denton ISD | 83 | 58 | 32 |
| Lamar CISD | 88 | 69 | 41 |
| Midland ISD | 76 | 48 | 23 |
| Pflugerville ISD | 85 | 62 | 35 |
| State | 83 | 59 | 32 |
| Region 11 | 83 | 59 | 32 |

Historical Data at % Meets



7th & 8th Grade Reading

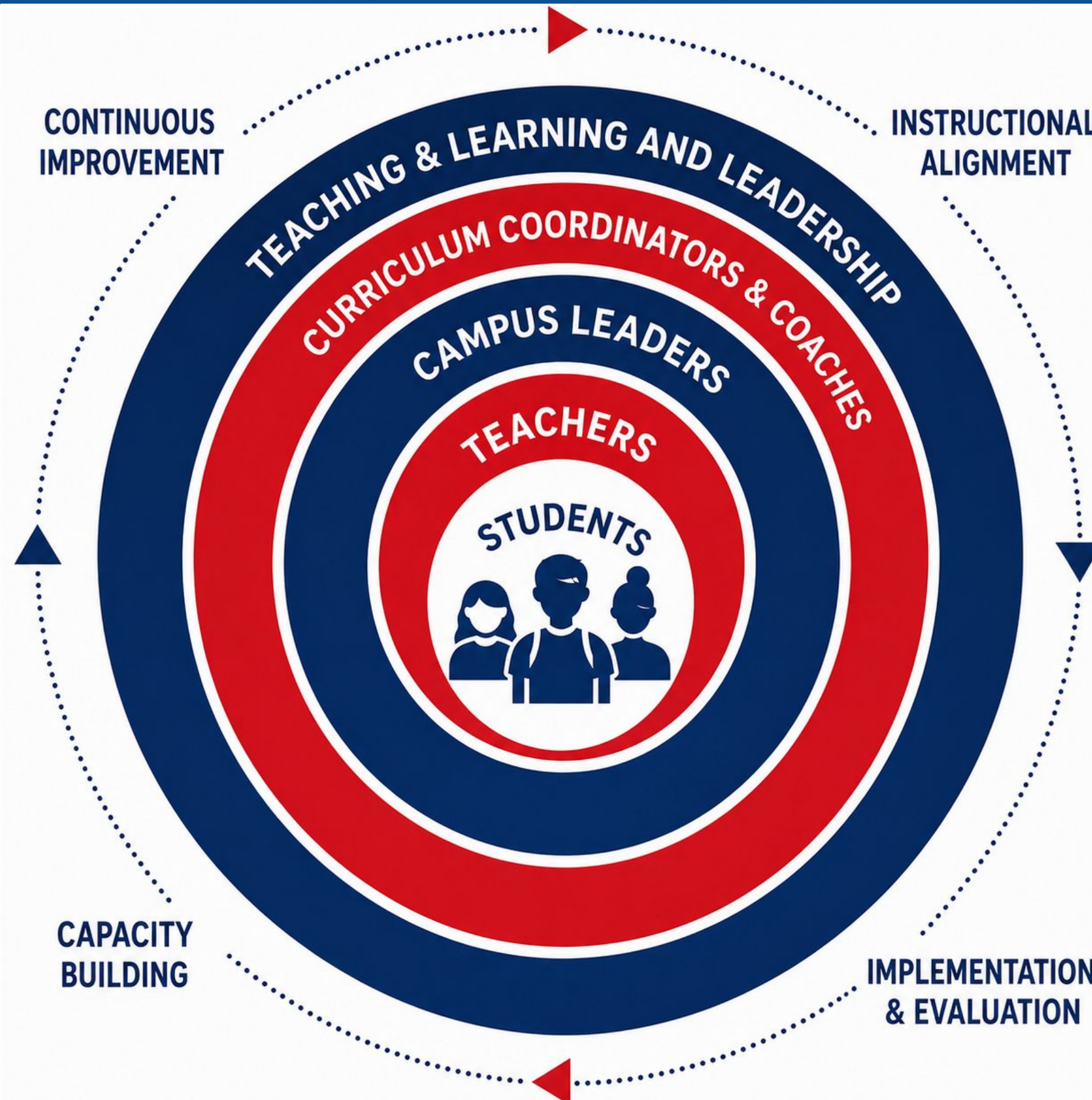
| Student Groups | Total Testers | Approaches | Meets | Masters |
|----------------------------|---------------|------------|-------|---------|
| All Students | 5388 | 85% | 64% | 37% |
| African American | 1947 | 83% | 58% | 31% |
| Hispanic | 1468 | 81% | 58% | 28% |
| White | 1216 | 92% | 74% | 48% |
| Asian | 480 | 92% | 82% | 58% |
| Two or More Races | 251 | 84% | 63% | 34% |
| Economically Disadvantaged | 2710 | 79% | 52% | 25% |
| Emergent Bilingual | 1175 | 81% | 61% | 34% |
| Special Education | 868 | 46% | 16% | 4% |



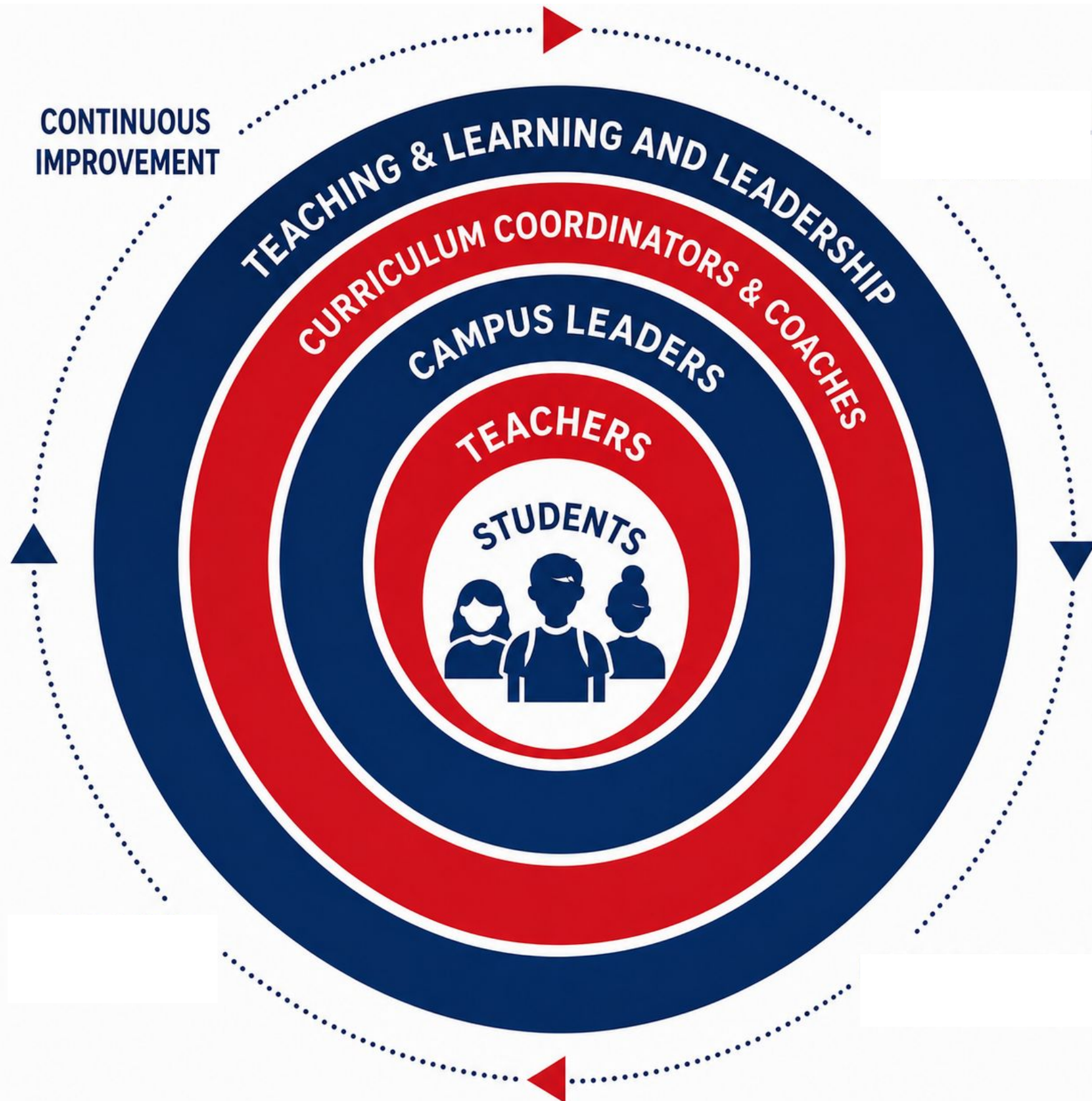
The Circle of Impact



System of Influence



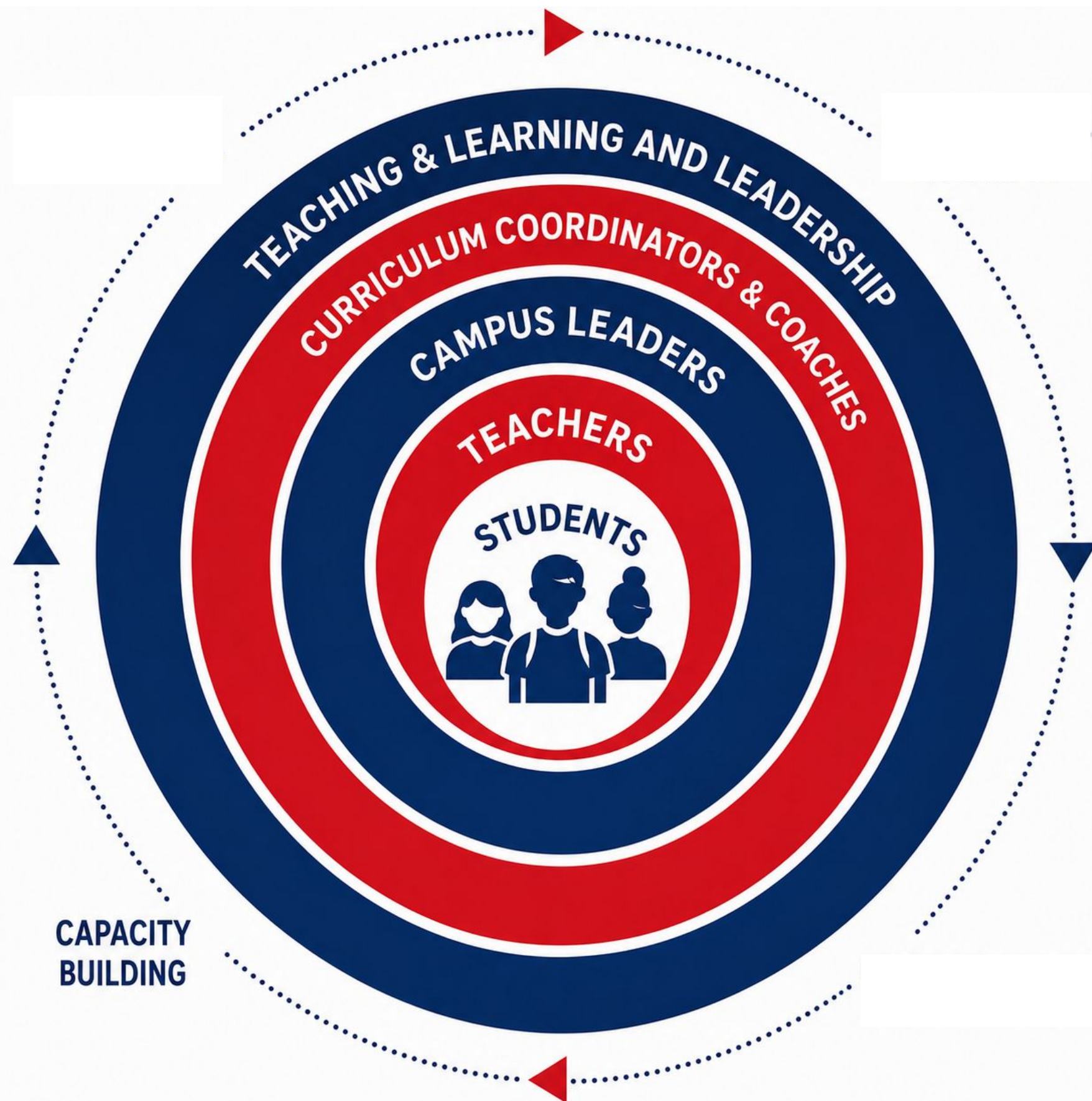
System of Influence



Continuous Improvement

- Conduct math & reading root cause analysis
- Use findings to refine:
 - ◆ curriculum implementation
 - ◆ instructional practices
 - ◆ assessment alignment

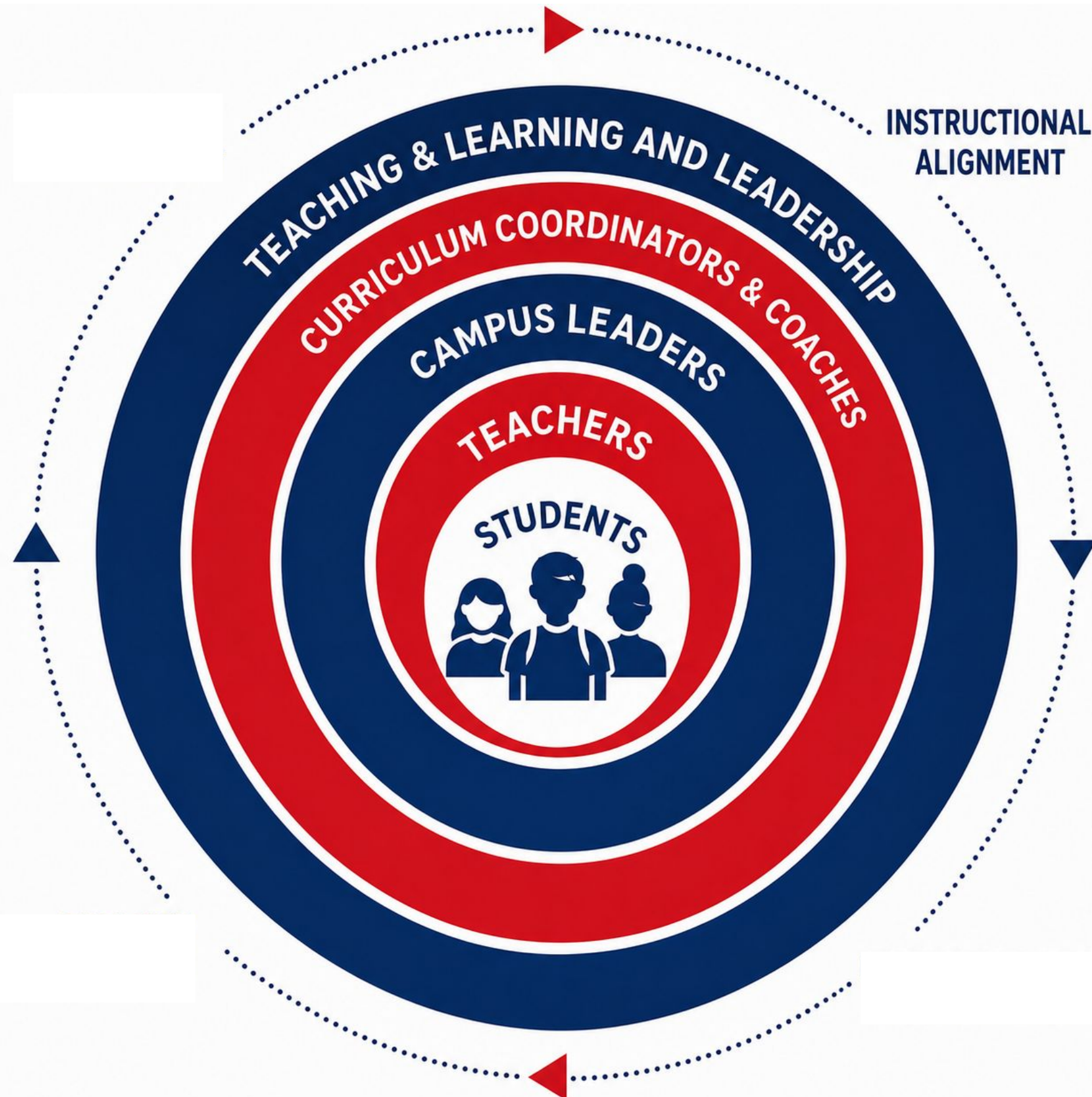
System of Influence



Capacity Building (*HOW WELL we teach*)

- Focused professional learning tied directly to data gaps
- Coaching cycles aligned to instructional priorities
- Building capacity to lead data conversations and instruction
- Build capacity to support student groups
- Sharing best practices from high-performing campuses

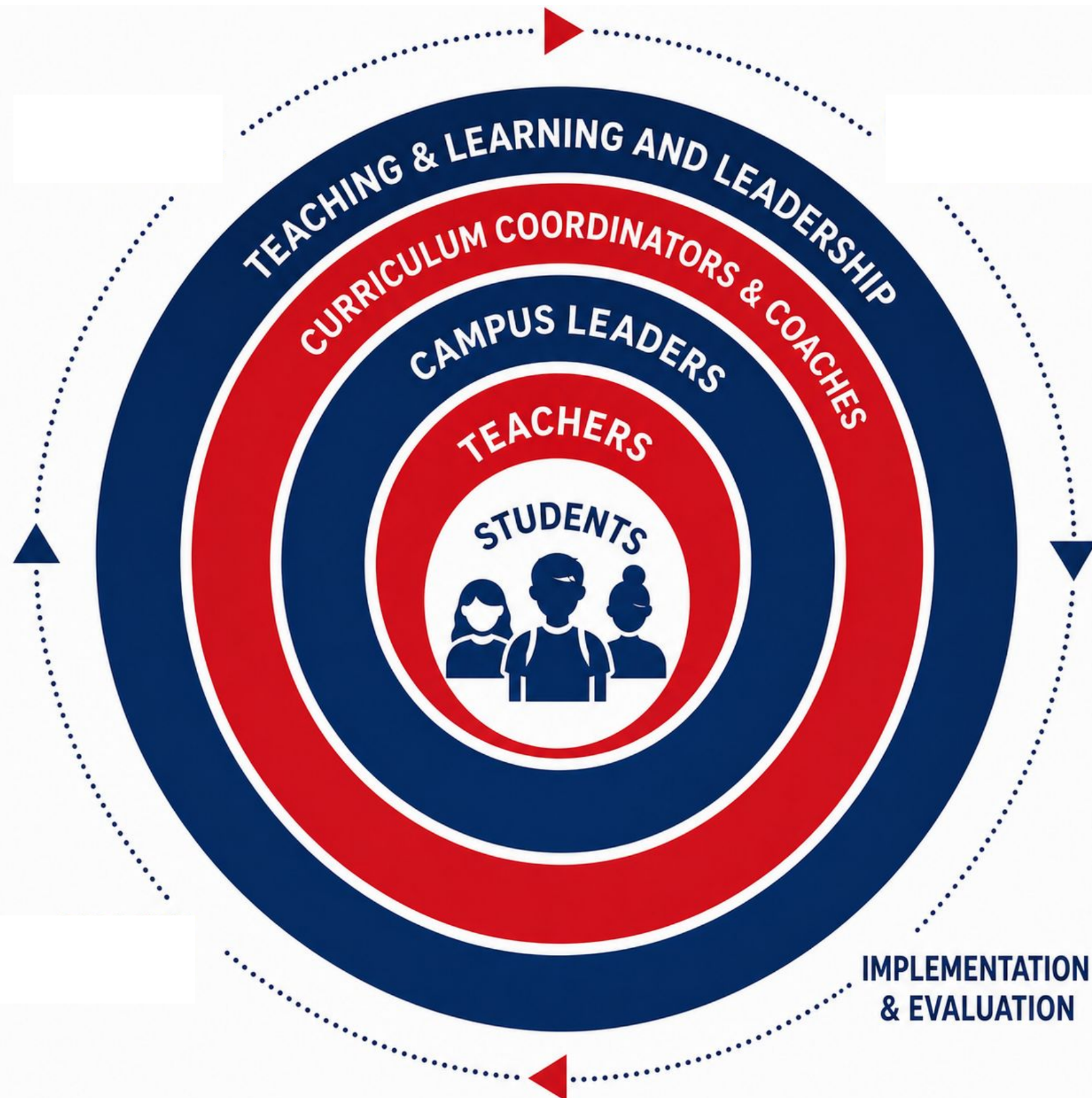
System of Influence



Instructional Alignment (*WHAT we teach*)

- Evaluate and refine curriculum for standards alignment
- Ensure alignment between written, taught, and tested curriculum
- Review implementation of aligned practices across campuses
- Conduct campus leadership walkthroughs focused on aligned practices
- Define and strengthen expectations for Tier 1 instruction
- Monitor alignment across campuses

System of Influence



Implementation & Evaluation (HOW WE KNOW it's working)

- Identify and address gaps in implementation of new math resources
- Establish ongoing monitoring systems for instructional practices
- Implement structured data cycles to assess student progress and outcomes
- Conduct targeted walkthroughs to evaluate fidelity of implementation
- Make timely adjustments based on data and observed practices

STAAR Preliminary End of Course (EOC)

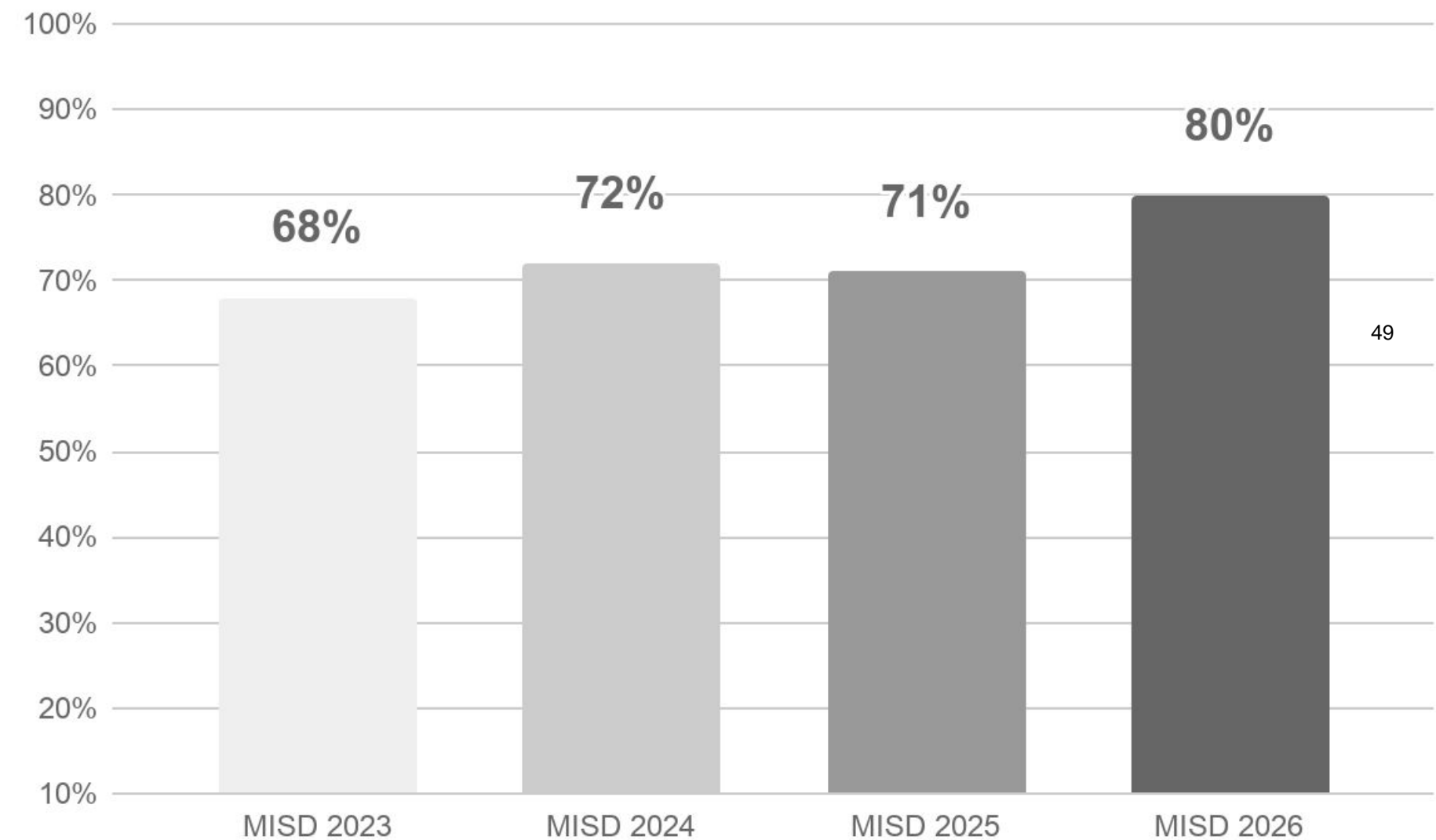


End of Course (EOC) Algebra I

2026 STAAR Performance - ALL Testers

| | Approaches | Meets | Masters |
|------------------|------------|-------|---------|
| Mansfield ISD | 91 | 75 | 52 |
| Alvin ISD | 90 | 66 | 39 |
| Denton ISD | 78 | 46 | 23 |
| Lamar CISD | 87 | 58 | 35 |
| Midland ISD | 67 | 37 | 19 |
| Pflugerville ISD | 75 | 46 | 22 |
| State | 82 | 54 | 30 |
| Region 11 | 80 | 51 | 28 |

At Meets Level - 1st Time Testers



Regional Comparison Algebra I

| ALGEBRA I | Approaches | Meets | Masters |
|-------------------------------|------------|-----------|-----------|
| REGIONAL COMPARISON | | | |
| ARLINGTON ISD | 73 | 39 | 19 |
| BIRDVILLE ISD | 88 | 63 | 35 |
| BURLESON ISD | 83 | 53 | 29 |
| CARROLLTON-FARMERS BRANCH ISD | 74 | 46 | 26 |
| CEDAR HILL ISD | 67 | 26 | 11 |
| CROWLEY ISD | 69 | 30 | 12 |
| DUNCANVILLE ISD | 69 | 30 | 13 |
| FORT WORTH ISD | 70 | 33 | 16 |
| GARLAND ISD | 85 | 59 | 33 |
| GRAND PRAIRIE ISD | 77 | 47 | 24 |
| HURST-EULESS-BEDFORD ISD | 91 | 72 | 47 |
| IRVING ISD | 81 | 46 | 24 |
| KELLER ISD | 85 | 55 | 32 |
| MANSFIELD ISD | 91 | 75 | 52 |
| MIDLOTHIAN ISD | 90 | 72 | 43 |
| REGION -11 | 80 | 51 | 28 |
| RICHARDSON ISD | 75 | 44 | 25 |
| STATE | 82 | 54 | 30 |



End of Course (EOC) Algebra I

| Student Groups | Total Testers | Approaches | Meets | Masters |
|----------------------------|---------------|------------|-------|---------|
| All Students | 2820 | 94% | 80% | 55% |
| African American | 1000 | 93% | 77% | 49% |
| Hispanic | 728 | 93% | 74% | 45% |
| White | 676 | 93% | 83% | 60% |
| Asian | 261 | 98% | 95% | 84% |
| Two or More Races | 140 | 94% | 83% | 64% |
| Economically Disadvantaged | 1331 | 91% | 73% | 45% |
| Emergent Bilingual | 606 | 94% | 81% | 56% |
| Special Education | 310 | 67% | 38% | 16% |

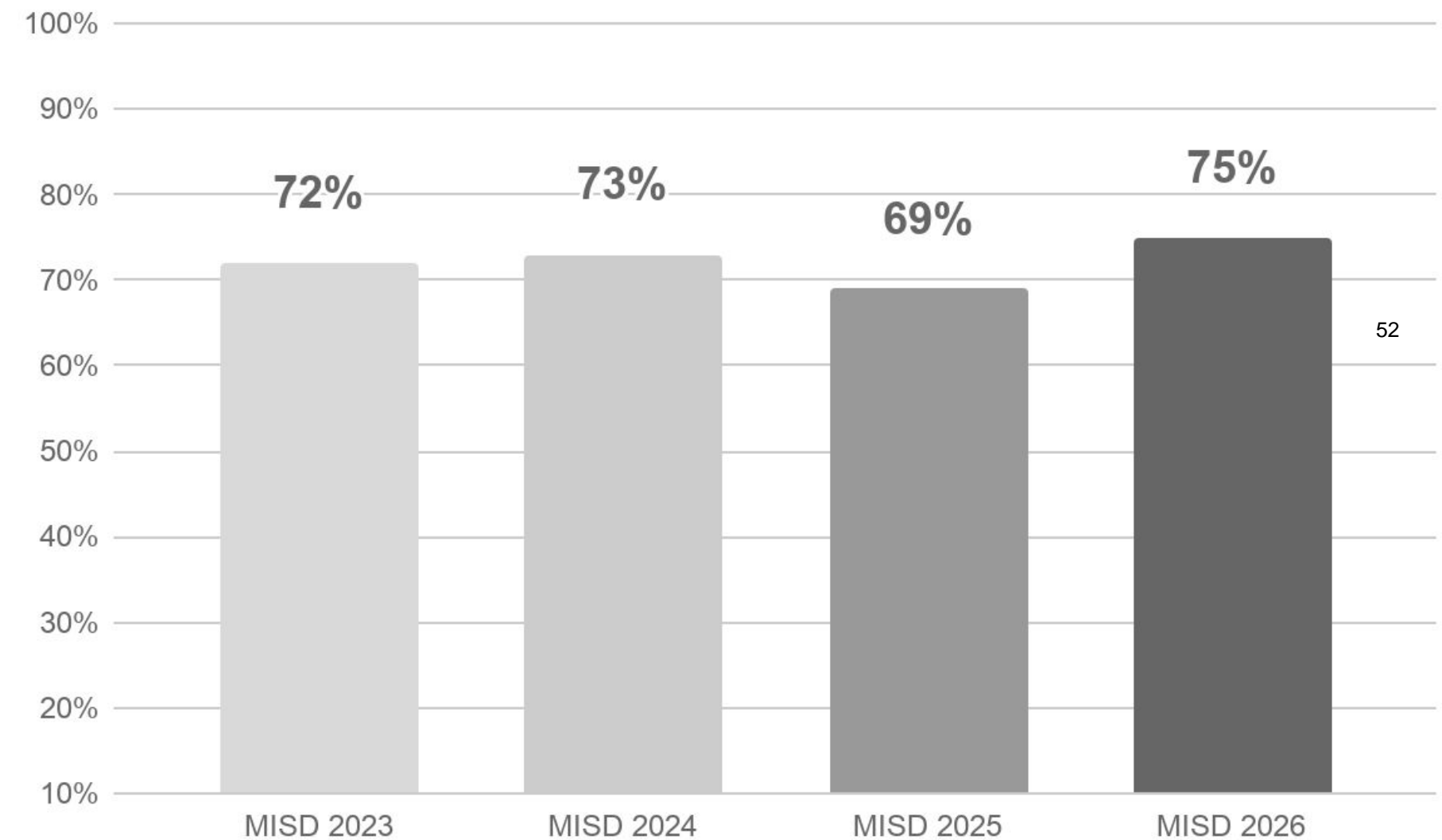


End of Course (EOC) English I

2026 STAAR Performance - ALL Testers

| | Approaches | Meets | Masters |
|------------------|------------|-------|---------|
| Mansfield ISD | 80 | 67 | 17 |
| Alvin ISD | 78 | 60 | 16 |
| Denton ISD | 71 | 55 | 13 |
| Lamar CISD | 81 | 66 | 18 |
| Midland ISD | 59 | 42 | 8 |
| Pflugerville ISD | 69 | 54 | 14 |
| State | 71 | 55 | 13 |
| Region 11 | 71 | 56 | 13 |

At Meets Level - 1st Time Testers



Regional Comparison English I

| ENGLISH I | Approaches | Meets | Masters |
|-------------------------------|------------|-----------|-----------|
| REGIONAL COMPARISON | | | |
| ARLINGTON ISD | 61 | 45 | 9 |
| BIRDVILLE ISD | 71 | 57 | 14 |
| BURLESON ISD | 77 | 59 | 12 |
| CARROLLTON-FARMERS BRANCH ISD | 59 | 42 | 9 |
| CEDAR HILL ISD | 64 | 43 | 7 |
| CROWLEY ISD | 66 | 46 | 6 |
| DUNCANVILLE ISD | 62 | 40 | 5 |
| FORT WORTH ISD | 55 | 37 | 6 |
| GARLAND ISD | 65 | 49 | 11 |
| GRAND PRAIRIE ISD | 64 | 46 | 8 |
| HURST-EULESS-BEDFORD ISD | 80 | 68 | 22 |
| IRVING ISD | 61 | 45 | 7 |
| KELLER ISD | 86 | 74 | 18 |
| MANSFIELD ISD | 80 | 67 | 17 |
| MIDLOTHIAN ISD | 84 | 71 | 17 |
| REGION -11 | 71 | 56 | 13 |
| RICHARDSON ISD | 68 | 55 | 18 |
| STATE | 71 | 55 | 13 |



End of Course (EOC) English I

| Student Groups | Total Testers | Approaches | Meets | Masters |
|----------------------------|---------------|------------|-------|---------|
| All Students | 2814 | 88% | 75% | 19% |
| African American | 1023 | 86% | 70% | 15% |
| Hispanic | 717 | 84% | 68% | 12% |
| White | 682 | 91% | 84% | 27% |
| Asian | 232 | 93% | 85% | 38% |
| Two or More Races | 149 | 93% | 85% | 19% |
| Economically Disadvantaged | 1312 | 81% | 64% | 11% |
| Emergent Bilingual | 573 | 82% | 66% | 18% |
| Special Education | 307 | 50% | 24% | 2% |

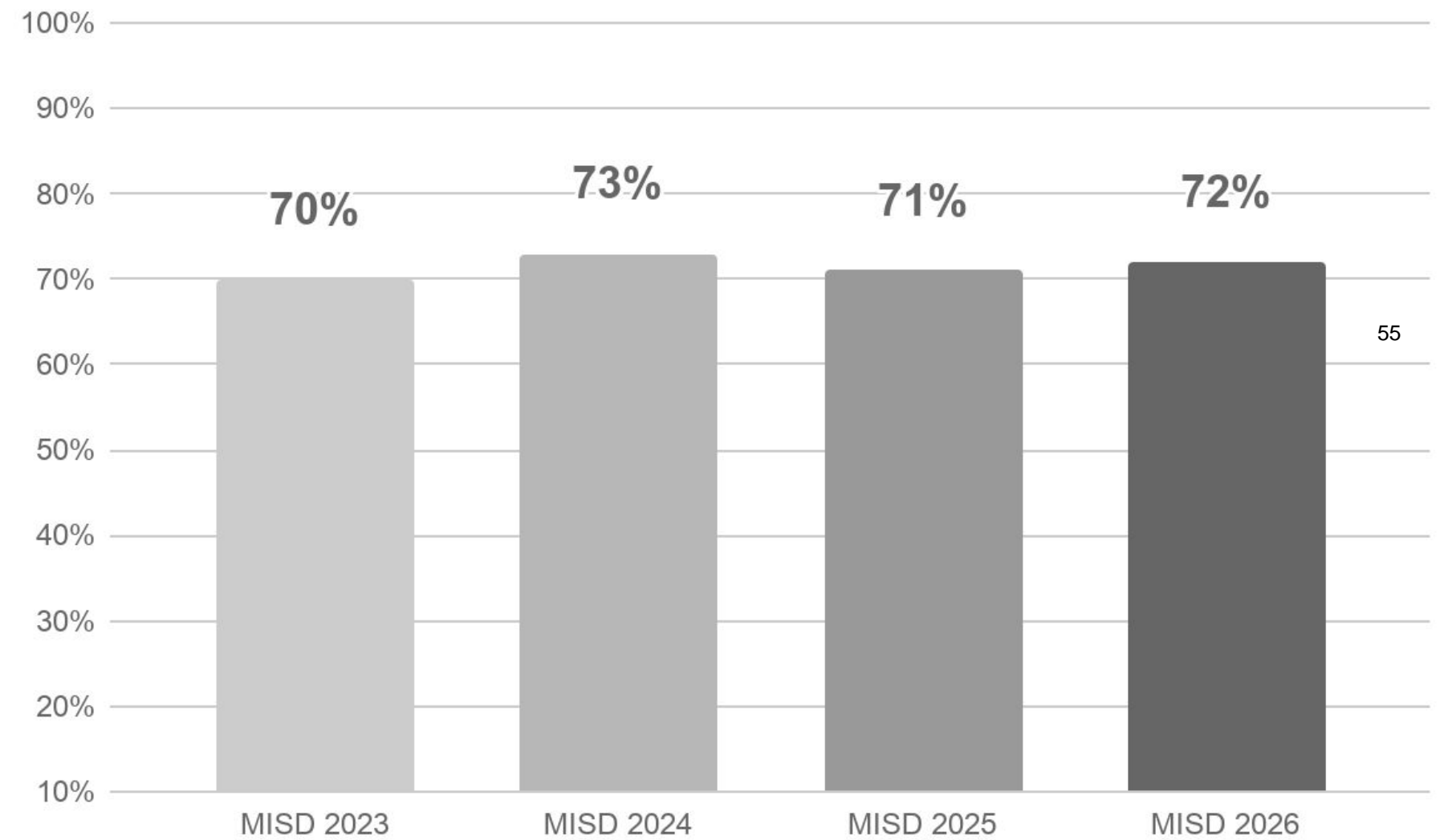


End of Course (EOC) English II

2026 STAAR Performance - ALL Testers

| | Approaches | Meets | Masters |
|------------------|------------|-------|---------|
| Mansfield ISD | 79 | 67 | 11 |
| Alvin ISD | 78 | 66 | 9 |
| Denton ISD | 71 | 58 | 7 |
| Lamar CISD | 81 | 70 | 13 |
| Midland ISD | 60 | 46 | 6 |
| Pflugerville ISD | 73 | 61 | 11 |
| State | 72 | 60 | 9 |
| Region 11 | 72 | 59 | 8 |

At Meets Level - 1st Time Testers



Regional Comparison English II

| ENGLISH II | Approaches | Meets | Masters |
|-------------------------------|------------|-----------|-----------|
| REGIONAL COMPARISON | | | |
| ARLINGTON ISD | 61 | 48 | 5 |
| BIRDVILLE ISD | 70 | 60 | 9 |
| BURLESON ISD | 76 | 63 | 9 |
| CARROLLTON-FARMERS BRANCH ISD | 59 | 46 | 6 |
| CEDAR HILL ISD | 63 | 49 | 4 |
| CROWLEY ISD | 67 | 52 | 4 |
| DUNCANVILLE ISD | 63 | 46 | 4 |
| FORT WORTH ISD | 59 | 44 | 4 |
| GARLAND ISD | 67 | 55 | 8 |
| GRAND PRAIRIE ISD | 66 | 53 | 7 |
| HURST-EULESS-BEDFORD ISD | 80 | 70 | 14 |
| IRVING ISD | 62 | 49 | 4 |
| KELLER ISD | 85 | 75 | 11 |
| MANSFIELD ISD | 79 | 67 | 11 |
| MIDLOTHIAN ISD | 84 | 73 | 11 |
| REGION 11 | 72 | 59 | 8 |
| RICHARDSON ISD | 69 | 59 | 13 |
| STATE | 72 | 60 | 9 |



End of Course (EOC) English II

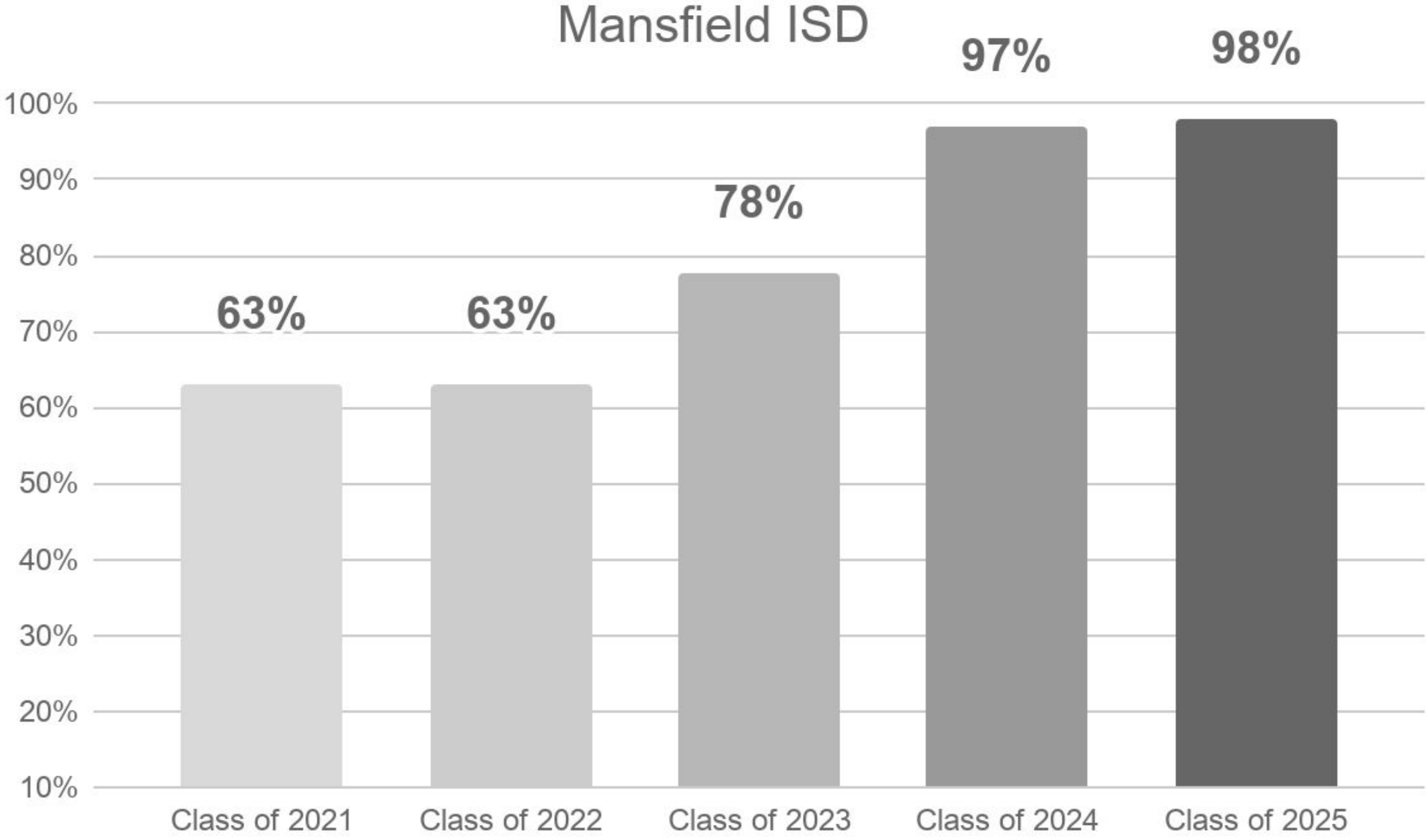
| Student Groups | Total Testers | Approaches | Meets | Masters |
|----------------------------|---------------|------------|-------|---------|
| All Students | 2840 | 84% | 72% | 12% |
| African American | 1079 | 82% | 67% | 8% |
| Hispanic | 685 | 79% | 67% | 8% |
| White | 688 | 89% | 82% | 17% |
| Asian | 250 | 90% | 84% | 22% |
| Two or More Races | 117 | 88% | 76% | 15% |
| Economically Disadvantaged | 1364 | 78% | 63% | 6% |
| Emergent Bilingual | 601 | 78% | 66% | 10% |
| Special Education | 293 | 42% | 23% | 0% |



College, Career, & Military Readiness



College, Career, and Military Readiness (CCMR)



Career & Technical Education

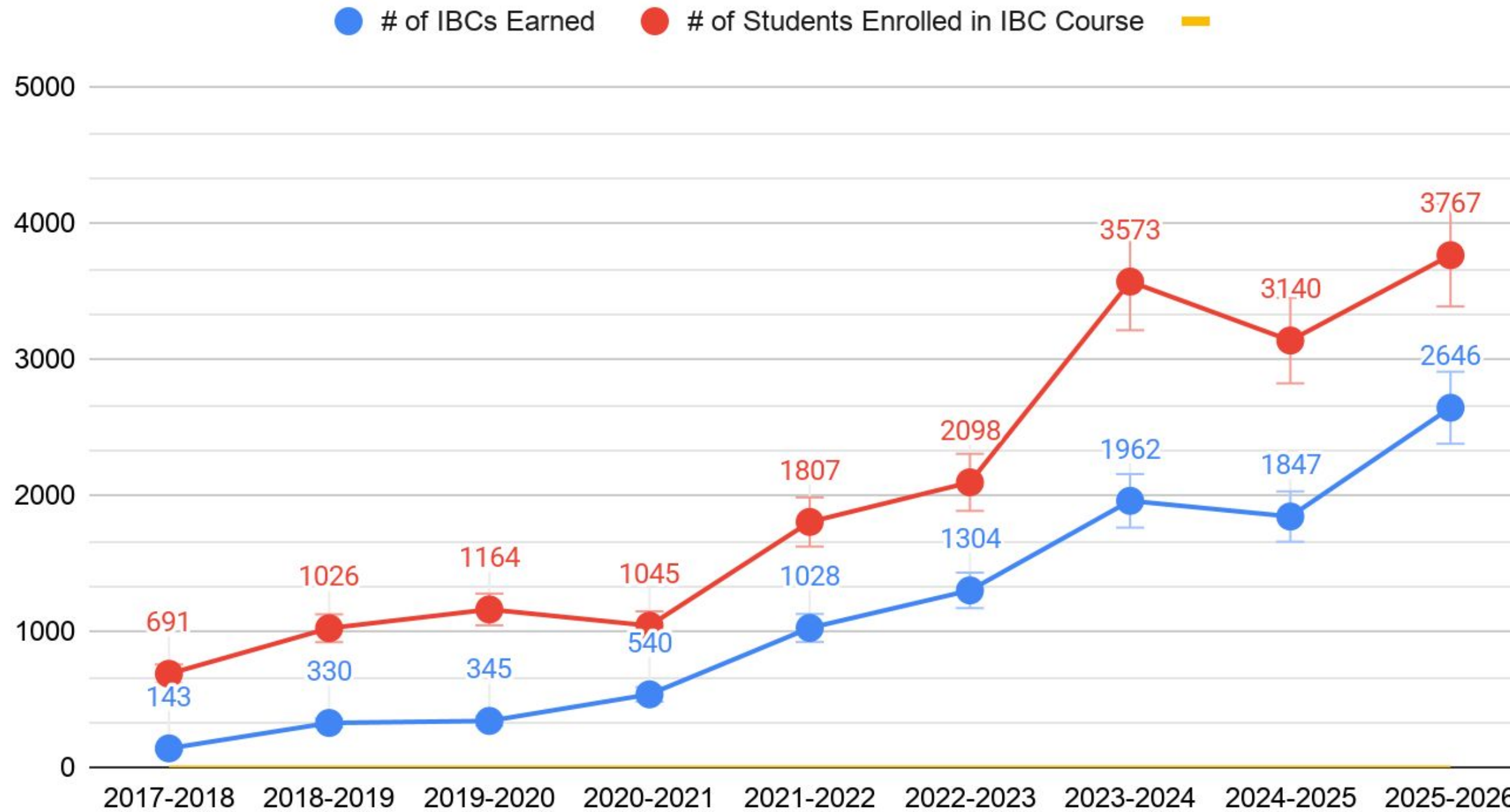


MANSFIELD ISD⁶⁰
CAREER & TECHNICAL EDUCATION



Industry Based Certifications (IBCs)

Industry Based Certification Data



Targeted Campus Support

Differentiated Campus

CIA Leadership will provide differentiated levels of support & training.

Conduct Campus Visits

Executive Directors will conduct campus visits weekly, bi-weekly, or monthly based on the the campus need.

Develop Plans of Support

Coordinators (Content and Special Populations) will collaborate with campus administrators to develop a plan of support for identified campuses.

Monitor Fidelity of Implementation

CIA Leadership would be responsible for monitoring implementation.

Establish a Cadence⁶² of Accountability for CIA Divisions.





Questions?



**2026 STAAR PERFORMANCE
REGIONAL DISTRICTS COMPARISON
GRADE 3**

| GRADE 3 | READING | | | MATHEMATICS | | |
|-------------------------------|------------|-----------|-----------|-------------|-----------|-----------|
| | Approaches | Meets | Masters | Approaches | Meets | Masters |
| REGIONAL COMPARISON | | | | | | |
| ARLINGTON ISD | 65 | 41 | 17 | 57 | 33 | 15 |
| BIRDVILLE ISD | 79 | 55 | 27 | 71 | 48 | 23 |
| BURLESON ISD | 78 | 52 | 25 | 72 | 51 | 24 |
| CARROLLTON-FARMERS BRANCH ISD | 78 | 57 | 34 | 64 | 43 | 22 |
| CEDAR HILL ISD | 65 | 36 | 13 | 55 | 32 | 13 |
| CROWLEY ISD | 63 | 37 | 14 | 55 | 32 | 13 |
| DUNCANVILLE ISD | 64 | 36 | 10 | 55 | 32 | 13 |
| FORT WORTH ISD | 65 | 41 | 19 | 60 | 38 | 18 |
| GARLAND ISD | 76 | 56 | 30 | 71 | 50 | 28 |
| GRAND PRAIRIE ISD | 70 | 44 | 20 | 59 | 37 | 17 |
| HURST-EULESS-BEDFORD ISD | 79 | 58 | 31 | 71 | 50 | 29 |
| IRVING ISD | 52 | 31 | 11 | 50 | 28 | 11 |
| KELLER ISD | 80 | 60 | 29 | 75 | 55 | 31 |
| MANSFIELD ISD | 79 | 56 | 28 | 72 | 51 | 26 |
| MIDLOTHIAN ISD | 82 | 60 | 30 | 79 | 56 | 28 |
| REGION -11 | 75 | 52 | 25 | 68 | 45 | 22 |
| RICHARDSON ISD | 73 | 54 | 32 | 66 | 46 | 27 |
| STATE | 74 | 51 | 25 | 67 | 44 | 22 |

Legend

MISD performed the same as OR outperformed District
District outperformed MISD



**2026 STAAR PERFORMANCE
REGIONAL DISTRICTS COMPARISON
GRADE 4**

| GRADE 4 | READING | | | MATHEMATICS | | |
|-------------------------------|------------|-----------|-----------|-------------|-----------|-----------|
| | Approaches | Meets | Masters | Approaches | Meets | Masters |
| REGIONAL COMPARISON | | | | | | |
| ARLINGTON ISD | 70 | 43 | 15 | 59 | 38 | 17 |
| BIRDVILLE ISD | 81 | 56 | 26 | 69 | 50 | 23 |
| BURLESON ISD | 81 | 53 | 21 | 71 | 47 | 19 |
| CARROLLTON-FARMERS BRANCH ISD | 80 | 59 | 31 | 68 | 50 | 24 |
| CEDAR HILL ISD | 68 | 37 | 9 | 54 | 34 | 10 |
| CROWLEY ISD | 67 | 37 | 12 | 52 | 32 | 14 |
| DUNCANVILLE ISD | 70 | 39 | 14 | 56 | 36 | 18 |
| FORT WORTH ISD | 71 | 44 | 18 | 64 | 44 | 20 |
| GARLAND ISD | 79 | 56 | 29 | 74 | 56 | 31 |
| GRAND PRAIRIE ISD | 75 | 47 | 20 | 67 | 48 | 24 |
| HURST-EULESS-BEDFORD ISD | 80 | 59 | 30 | 73 | 56 | 32 |
| IRVING ISD | 58 | 33 | 11 | 53 | 33 | 13 |
| KELLER ISD | 84 | 60 | 27 | 71 | 51 | 21 |
| MANSFIELD ISD | 83 | 59 | 28 | 76 | 58 | 30 |
| MIDLOTHIAN ISD | 86 | 63 | 29 | 80 | 59 | 29 |
| REGION -11 | 78 | 54 | 24 | 68 | 48 | 24 |
| RICHARDSON ISD | 76 | 55 | 30 | 68 | 52 | 30 |
| STATE | 78 | 53 | 24 | 68 | 49 | 25 |

Legend

MISD performed the same as OR outperformed District

District outperformed MISD

English only, Spanish testers not included



**2026 STAAR PERFORMANCE
REGIONAL DISTRICTS COMPARISON
GRADE 5**

| GRADE 5 | READING | | | MATHEMATICS | | |
|-------------------------------|------------|-------|---------|-------------|-------|---------|
| | Approaches | Meets | Masters | Approaches | Meets | Masters |
| REGIONAL COMPARISON | | | | | | |
| ARLINGTON ISD | 71 | 47 | 25 | 65 | 37 | 14 |
| BIRDVILLE ISD | 83 | 61 | 35 | 78 | 49 | 20 |
| BURLESON ISD | 85 | 64 | 40 | 85 | 61 | 26 |
| CARROLLTON-FARMERS BRANCH ISD | 80 | 62 | 38 | 76 | 49 | 22 |
| CEDAR HILL ISD | 71 | 50 | 27 | 63 | 39 | 12 |
| CROWLEY ISD | 72 | 48 | 24 | 64 | 36 | 11 |
| DUNCANVILLE ISD | 67 | 41 | 17 | 63 | 32 | 10 |
| FORT WORTH ISD | 73 | 50 | 27 | 69 | 40 | 16 |
| GARLAND ISD | 81 | 63 | 41 | 79 | 54 | 24 |
| GRAND PRAIRIE ISD | 75 | 51 | 28 | 70 | 40 | 16 |
| HURST-EULESS-BEDFORD ISD | 80 | 63 | 40 | 78 | 50 | 22 |
| IRVING ISD | 63 | 38 | 20 | 65 | 35 | 11 |
| KELLER ISD | 84 | 63 | 38 | 82 | 56 | 24 |
| MANSFIELD ISD | 79 | 59 | 35 | 76 | 47 | 18 |
| MIDLOTHIAN ISD | 86 | 68 | 39 | 83 | 58 | 24 |
| REGION 11 | 79 | 58 | 34 | 74 | 46 | 19 |
| RICHARDSON ISD | 75 | 60 | 40 | 75 | 52 | 28 |
| STATE | 79 | 58 | 34 | 75 | 47 | 20 |

66

Legend

MISD performed the same as OR outperformed District
District outperformed MISD



**2026 STAAR PERFORMANCE
REGIONAL DISTRICTS COMPARISON
GRADE 6**

| GRADE 6 | READING | | | MATHEMATICS | | |
|-------------------------------|------------|-----------|-----------|-------------|-----------|-----------|
| | Approaches | Meets | Masters | Approaches | Meets | Masters |
| REGIONAL COMPARISON | | | | | | |
| ARLINGTON ISD | 67 | 48 | 24 | 71 | 38 | 14 |
| BIRDVILLE ISD | 72 | 53 | 28 | 71 | 38 | 13 |
| BURLESON ISD | 71 | 50 | 27 | 78 | 49 | 19 |
| CARROLLTON-FARMERS BRANCH ISD | 66 | 48 | 26 | 66 | 32 | 11 |
| CEDAR HILL ISD | 72 | 53 | 25 | 66 | 28 | 8 |
| CROWLEY ISD | 65 | 41 | 18 | 64 | 27 | 8 |
| DUNCANVILLE ISD | 54 | 35 | 14 | 57 | 18 | 3 |
| FORT WORTH ISD | 57 | 38 | 18 | 55 | 21 | 6 |
| GARLAND ISD | 70 | 53 | 29 | 71 | 35 | 12 |
| GRAND PRAIRIE ISD | 61 | 40 | 17 | 66 | 26 | 6 |
| HURST-EULESS-BEDFORD ISD | 80 | 66 | 41 | 85 | 57 | 28 |
| IRVING ISD | 54 | 34 | 15 | 61 | 26 | 9 |
| KELLER ISD | 81 | 64 | 37 | 82 | 54 | 26 |
| MANSFIELD ISD | 79 | 61 | 34 | 82 | 49 | 18 |
| MIDLOTHIAN ISD | 81 | 63 | 31 | 87 | 55 | 19 |
| REGION -11 | 73 | 54 | 30 | 73 | 39 | 15 |
| RICHARDSON ISD | 72 | 56 | 37 | 78 | 50 | 27 |
| STATE | 72 | 54 | 29 | 73 | 39 | 15 |

Legend

MISD performed the same as OR outperformed District
District outperformed MISD



**2026 STAAR PERFORMANCE
REGIONAL DISTRICTS COMPARISON
GRADE 7**

| GRADE 7 | READING | | | MATHEMATICS | | |
|-------------------------------------|------------|-----------|-----------|-------------|-----------|-----------|
| | Approaches | Meets | Masters | Approaches | Meets | Masters |
| REGIONAL COMPARISON | | | | | | |
| ARLINGTON ISD | 71 | 45 | 24 | 36 | 15 | 1 |
| BIRDVILLE ISD | 79 | 59 | 34 | 59 | 41 | 14 |
| BURLESON ISD | 75 | 51 | 28 | 59 | 43 | 11 |
| CARROLLTON-FARMERS BRANCH ISD | 69 | 47 | 27 | 30 | 15 | 5 |
| CEDAR HILL ISD | 72 | 47 | 21 | 23 | 7 | 0 |
| CROWLEY ISD | 69 | 42 | 20 | * | * | * |
| DUNCANVILLE ISD | 64 | 35 | 15 | 32 | 15 | 4 |
| FORT WORTH ISD | 65 | 41 | 20 | 24 | 8 | 0 |
| GARLAND ISD | 73 | 52 | 29 | * | * | * |
| GRAND PRAIRIE ISD | 71 | 49 | 27 | 24 | 10 | 3 |
| HURST-EULESS-BEDFORD ISD | 83 | 65 | 41 | 81 | 65 | 27 |
| IRVING ISD | 64 | 41 | 20 | 18 | 6 | 1 |
| KELLER ISD | 78 | 53 | 27 | 46 | 23 | 3 |
| MANSFIELD ISD | 82 | 60 | 35 | 68 | 50 | 19 |
| MIDLOTHIAN ISD | 83 | 60 | 33 | 57 | 27 | 3 |
| REGION -11 | 77 | 54 | 31 | 49 | 30 | 9 |
| RICHARDSON ISD (Only 12 Math tests) | 73 | 57 | 37 | 8 | 0 | 0 |
| STATE | 77 | 54 | 31 | 48 | 29 | 9 |

68

Legend

MISD performed the same as OR outperformed District

District outperformed MISD

* Less than 10 students tested

| |
|--|
| |
| |
| |

**2026 STAAR PERFORMANCE
REGIONAL DISTRICTS COMPARISON
GRADE 8**

| GRADE 8 | READING | | | MATHEMATICS | | | SOCIAL STUDIES | | |
|----------------------------|------------|-----------|-----------|-------------|-----------|----------|----------------|-----------|-----------------|
| | Approaches | Meets | Masters | Approaches | Meets | Masters | Approaches | Meets | Masters |
| REGIONAL COMPARISON | | | | | | | | | |
| ARLINGTON ISD | 76 | 47 | 22 | 70 | 44 | 13 | 45 | 23 | 12 |
| BIRDVILLE ISD | 82 | 56 | 30 | 60 | 33 | 7 | 55 | 30 | 14 |
| BURLESON ISD | 86 | 57 | 30 | 62 | 33 | 11 | 62 | 35 | 17 |
| CARROLLTON-FARMERS ISD | 75 | 48 | 24 | 69 | 41 | 13 | 50 | 27 | 14 |
| CEDAR HILL ISD | 84 | 54 | 23 | 74 | 43 | 7 | 47 | 22 | 10 |
| CROWLEY ISD | 76 | 45 | 18 | 51 | 24 | 5 | 35 | 13 | 5 |
| DUNCANVILLE ISD | 72 | 36 | 14 | 53 | 24 | 5 | 34 | 12 | 6 |
| FORT WORTH ISD | 64 | 30 | 9 | 67 | 41 | 13 | 41 | 17 | 6 ⁶⁹ |
| GARLAND ISD | 80 | 54 | 28 | 64 | 38 | 9 | 48 | 25 | 12 |
| GRAND PRAIRIE ISD | 73 | 40 | 10 | 70 | 38 | 8 | 44 | 21 | 10 |
| HURST-EULESS-BEDFORD ISD | 88 | 70 | 43 | 83 | 62 | 15 | 70 | 48 | 28 |
| IRVING ISD | 65 | 32 | 10 | 65 | 37 | 9 | 45 | 23 | 10 |
| KELLER ISD | 88 | 67 | 38 | 80 | 56 | 23 | 66 | 40 | 21 |
| MANSFIELD ISD | 88 | 67 | 38 | 74 | 42 | 7 | 65 | 39 | 20 |
| MIDLOTHIAN ISD | 88 | 65 | 36 | 82 | 59 | 19 | 66 | 38 | 20 |
| REGION -11 | 83 | 59 | 32 | 72 | 46 | 14 | 57 | 32 | 16 |
| RICHARDSON ISD | 80 | 62 | 40 | 63 | 42 | 17 | 63 | 41 | 24 |
| STATE | 83 | 59 | 32 | 73 | 47 | 16 | 57 | 32 | 16 |

Legend

MISD performed the same as OR outperformed District
District outperformed MISD



2026 State STAAR Performance by Student Groups Grade 3 Reading

| District | Student Group | Number Tested | Approaches Grade Level | Meets Grade Level | Masters Grade Level |
|----------|---------------------|---------------|------------------------|-------------------|---------------------|
| STATE | All Students | 348435 | 74% | 51% | 25% |
| STATE | African American | 48094 | 64% | 40% | 17% |
| STATE | Asian | 23208 | 89% | 75% | 49% |
| STATE | Hispanic | 170891 | 70% | 45% | 19% |
| STATE | American Indian | 985 | 73% | 50% | 25% |
| STATE | Pacific Islander | 547 | 71% | 48% | 24% |
| STATE | Two or More Races | 13498 | 79% | 57% | 31% |
| STATE | White | 89894 | 82% | 62% | 33% |
| STATE | Economically Disadv | 203644 | 66% | 40% | 16% |
| STATE | Special Education | 74649 | 45% | 21% | 7% |
| STATE | EB (Current) | 71966 | 65% | 40% | 16% |

Grade 4 Reading

| District | Student Group | Number Tested | Approaches Grade Level | Meets Grade Level | Masters Grade Level |
|----------|---------------------|---------------|------------------------|-------------------|---------------------|
| STATE | All Students | 372540 | 78% | 53% | 24% |
| STATE | African American | 49537 | 68% | 40% | 14% |
| STATE | Asian | 23825 | 91% | 77% | 49% |
| STATE | Hispanic | 185844 | 74% | 47% | 18% |
| STATE | American Indian | 1045 | 76% | 52% | 22% |
| STATE | Pacific Islander | 593 | 74% | 49% | 17% |
| STATE | Two or More Races | 13789 | 82% | 59% | 29% |
| STATE | White | 96527 | 85% | 65% | 32% |
| STATE | Economically Disadv | 217397 | 70% | 42% | 15% |
| STATE | Special Education | 82516 | 50% | 22% | 6% |
| STATE | EB (Current) | 75920 | 68% | 38% | 12% |

Grade 5 Reading

| District | Student Group | Number Tested | Approaches Grade Level | Meets Grade Level | Masters Grade Level |
|----------|---------------------|---------------|------------------------|-------------------|---------------------|
| STATE | All Students | 379051 | 79% | 58% | 34% |
| STATE | African American | 50235 | 70% | 47% | 24% |
| STATE | Asian | 23728 | 91% | 81% | 63% |
| STATE | Hispanic | 192222 | 76% | 53% | 28% |
| STATE | American Indian | 1039 | 77% | 56% | 32% |
| STATE | Pacific Islander | 631 | 80% | 59% | 31% |
| STATE | Two or More Races | 13380 | 84% | 65% | 42% |
| STATE | White | 96500 | 86% | 69% | 44% |
| STATE | Economically Disadv | 222126 | 72% | 48% | 24% |
| STATE | Special Education | 81140 | 48% | 23% | 8% |
| STATE | EB (Current) | 76483 | 66% | 40% | 16% |

2026 State STAAR Performance by Student Groups

Grade 6 Reading

| District | Student Group | Number Tested | Approaches Grade Level | Meets Grade Level | Masters Grade Level |
|----------|---------------------|---------------|------------------------|-------------------|---------------------|
| STATE | All Students | 395133 | 72% | 54% | 29% |
| STATE | African American | 49668 | 65% | 43% | 20% |
| STATE | Asian | 24065 | 91% | 82% | 63% |
| STATE | Hispanic | 207424 | 67% | 46% | 22% |
| STATE | American Indian | 1144 | 69% | 50% | 27% |
| STATE | Pacific Islander | 606 | 72% | 49% | 23% |
| STATE | Two or More Races | 12874 | 79% | 61% | 36% |
| STATE | White | 97684 | 83% | 66% | 39% |
| STATE | Economically Disadv | 233860 | 63% | 42% | 19% |
| STATE | Special Education | 74967 | 37% | 17% | 5% |
| STATE | EB (Current) | 81941 | 49% | 26% | 8% |

Grade 7 Reading

| District | Student Group | Number Tested | Approaches Grade Level | Meets Grade Level | Masters Grade Level |
|----------|---------------------|---------------|------------------------|-------------------|---------------------|
| STATE | All Students | 395613 | 77% | 54% | 31% |
| STATE | African American | 49777 | 70% | 44% | 21% |
| STATE | Asian | 24408 | 92% | 83% | 66% |
| STATE | Hispanic | 208057 | 72% | 47% | 24% |
| STATE | American Indian | 1155 | 75% | 51% | 28% |
| STATE | Pacific Islander | 658 | 79% | 55% | 30% |
| STATE | Two or More Races | 12366 | 83% | 62% | 38% |
| STATE | White | 97600 | 86% | 66% | 41% |
| STATE | Economically Disadv | 232769 | 69% | 43% | 20% |
| STATE | Special Education | 66207 | 41% | 16% | 5% |
| STATE | EB (Current) | 83454 | 55% | 27% | 8% |

Grade 8 Reading

| District | Student Group | Number Tested | Approaches Grade Level | Meets Grade Level | Masters Grade Level |
|----------|---------------------|---------------|------------------------|-------------------|---------------------|
| STATE | All Students | 393246 | 83% | 59% | 32% |
| STATE | African American | 49694 | 78% | 48% | 22% |
| STATE | Asian | 24174 | 95% | 86% | 68% |
| STATE | Hispanic | 205861 | 79% | 52% | 24% |
| STATE | American Indian | 1148 | 83% | 58% | 32% |
| STATE | Pacific Islander | 697 | 83% | 57% | 27% |
| STATE | Two or More Races | 12057 | 88% | 66% | 40% |
| STATE | White | 98005 | 90% | 71% | 43% |
| STATE | Economically Disadv | 228182 | 77% | 47% | 20% |
| STATE | Special Education | 57418 | 51% | 18% | 5% |
| STATE | EB (Current) | 81574 | 66% | 31% | 8% |

2026 State STAAR Performance by Student Groups

Grade 3 Math

| District | Student Group | Number Tested | Approaches Grade Level | Meets Grade Level | Masters Grade Level |
|----------|---------------------|---------------|------------------------|-------------------|---------------------|
| STATE | All Students | 361247 | 67% | 44% | 22% |
| STATE | African American | 48125 | 52% | 30% | 12% |
| STATE | Asian | 23148 | 88% | 74% | 51% |
| STATE | Hispanic | 183609 | 62% | 38% | 17% |
| STATE | American Indian | 1043 | 67% | 45% | 23% |
| STATE | Pacific Islander | 544 | 63% | 40% | 17% |
| STATE | Two or More Races | 13485 | 71% | 50% | 27% |
| STATE | White | 89923 | 78% | 56% | 30% |
| STATE | Economically Disadv | 215407 | 58% | 34% | 14% |
| STATE | Special Education | 76290 | 40% | 20% | 8% |
| STATE | EB (Current) | 84949 | 61% | 37% | 16% |

Grade 4 Math

| District | Student Group | Number Tested | Approaches Grade Level | Meets Grade Level | Masters Grade Level |
|----------|---------------------|---------------|------------------------|-------------------|---------------------|
| STATE | All Students | 381184 | 68% | 49% | 25% |
| STATE | African American | 49499 | 54% | 33% | 13% |
| STATE | Asian | 23414 | 88% | 77% | 53% |
| STATE | Hispanic | 195473 | 65% | 44% | 20% |
| STATE | American Indian | 1096 | 67% | 50% | 24% |
| STATE | Pacific Islander | 596 | 65% | 43% | 20% |
| STATE | Two or More Races | 13683 | 72% | 53% | 29% |
| STATE | White | 96009 | 77% | 60% | 33% |
| STATE | Economically Disadv | 226396 | 60% | 39% | 17% |
| STATE | Special Education | 83878 | 39% | 22% | 8% |
| STATE | EB (Current) | 86051 | 62% | 42% | 18% |

Grade 5 Math

| District | Student Group | Number Tested | Approaches Grade Level | Meets Grade Level | Masters Grade Level |
|----------|---------------------|---------------|------------------------|-------------------|---------------------|
| STATE | All Students | 385921 | 75% | 47% | 20% |
| STATE | African American | 50190 | 62% | 33% | 11% |
| STATE | Asian | 23330 | 92% | 79% | 52% |
| STATE | Hispanic | 200005 | 72% | 42% | 15% |
| STATE | American Indian | 1058 | 72% | 45% | 20% |
| STATE | Pacific Islander | 629 | 76% | 47% | 15% |
| STATE | Two or More Races | 13335 | 78% | 53% | 24% |
| STATE | White | 96016 | 83% | 58% | 27% |
| STATE | Economically Disadv | 229277 | 68% | 37% | 13% |
| STATE | Special Education | 82049 | 49% | 19% | 5% |
| STATE | EB (Current) | 84648 | 68% | 36% | 11% |

2026 State STAAR Performance by Student Groups

Grade 6 Math

| District | Student Group | Number Tested | Approaches Grade Level | Meets Grade Level | Masters Grade Level |
|----------|---------------------|---------------|------------------------|-------------------|---------------------|
| STATE | All Students | 387834 | 73% | 39% | 15% |
| STATE | African American | 49131 | 62% | 25% | 8% |
| STATE | Asian | 21813 | 92% | 75% | 48% |
| STATE | Hispanic | 205458 | 68% | 31% | 10% |
| STATE | American Indian | 1128 | 70% | 36% | 14% |
| STATE | Pacific Islander | 607 | 71% | 36% | 10% |
| STATE | Two or More Races | 12570 | 77% | 45% | 19% |
| STATE | White | 95428 | 83% | 52% | 22% |
| STATE | Economically Disadv | 232031 | 65% | 27% | 8% |
| STATE | Special Education | 74681 | 46% | 13% | 3% |
| STATE | EB (Current) | 81571 | 58% | 21% | 5% |

Grade 7 Math

| District | Student Group | Number Tested | Approaches Grade Level | Meets Grade Level | Masters Grade Level |
|----------|---------------------|---------------|------------------------|-------------------|---------------------|
| STATE | All Students | 264813 | 48% | 29% | 9% |
| STATE | African American | 36589 | 36% | 19% | 4% |
| STATE | Asian | 13041 | 83% | 72% | 44% |
| STATE | Hispanic | 141273 | 42% | 22% | 5% |
| STATE | American Indian | 813 | 50% | 31% | 10% |
| STATE | Pacific Islander | 487 | 51% | 31% | 7% |
| STATE | Two or More Races | 8140 | 55% | 35% | 11% |
| STATE | White | 63137 | 62% | 42% | 13% |
| STATE | Economically Disadv | 166734 | 39% | 20% | 4% |
| STATE | Special Education | 57228 | 23% | 9% | 1% |
| STATE | EB (Current) | 61770 | 33% | 15% | 2% |

Grade 8 Math

| District | Student Group | Number Tested | Approaches Grade Level | Meets Grade Level | Masters Grade Level |
|----------|---------------------|---------------|------------------------|-------------------|---------------------|
| STATE | All Students | 388531 | 73% | 47% | 16% |
| STATE | African American | 50477 | 60% | 33% | 8% |
| STATE | Asian | 21576 | 93% | 82% | 53% |
| STATE | Hispanic | 206104 | 69% | 42% | 11% |
| STATE | American Indian | 1115 | 69% | 43% | 14% |
| STATE | Pacific Islander | 642 | 72% | 46% | 12% |
| STATE | Two or More Races | 12137 | 76% | 52% | 19% |
| STATE | White | 94912 | 82% | 59% | 22% |
| STATE | Economically Disadv | 230105 | 65% | 37% | 9% |
| STATE | Special Education | 59720 | 41% | 17% | 3% |
| STATE | EB (Current) | 83286 | 59% | 30% | 6% |

2026 State STAAR Performance by Student Groups

Grade 8 Social Studies

| District | Student Group | Number Tested | Approaches Grade Level | Meets Grade Level | Masters Grade Level |
|----------|---------------------|---------------|------------------------|-------------------|---------------------|
| STATE | All Students | 397449 | 57% | 32% | 16% |
| STATE | African American | 50239 | 47% | 22% | 10% |
| STATE | Asian | 24368 | 85% | 66% | 46% |
| STATE | Hispanic | 208751 | 49% | 24% | 11% |
| STATE | American Indian | 1154 | 57% | 31% | 16% |
| STATE | Pacific Islander | 698 | 54% | 28% | 12% |
| STATE | Two or More Races | 12186 | 65% | 39% | 22% |
| STATE | White | 98449 | 70% | 44% | 24% |
| STATE | Economically Disadv | 230713 | 45% | 21% | 9% |
| STATE | Special Education | 57323 | 24% | 9% | 4% |
| STATE | EB (Current) | 81865 | 30% | 10% | 4% |

2026 Campus Reading STAAR Performance by Student Groups

| Campus | Student Group | Number Tested | Approaches Grade Level | Meets Grade Level | Masters Grade Level |
|---------------------|--------------------------|---------------|------------------------|-------------------|---------------------|
| ALICE PONDER ES | All Students | 233 | 75% | 43% | 16% |
| ALICE PONDER ES | African American | 57 | 70% | 30% | 12% |
| ALICE PONDER ES | Asian | * | | | |
| ALICE PONDER ES | Hispanic | 126 | 75% | 42% | 15% |
| ALICE PONDER ES | Two or More Races | * | | | |
| ALICE PONDER ES | White | 36 | 86% | 69% | 22% |
| ALICE PONDER ES | Economically Disadv | 169 | 70% | 38% | 13% |
| ALICE PONDER ES | Special Education | 51 | 49% | 18% | 2% |
| ALICE PONDER ES | EB (Current & Monitored) | 92 | 66% | 37% | 10% |
| ALMA MARTINEZ IS | All Students | 838 | 89% | 73% | 45% |
| ALMA MARTINEZ IS | African American | 331 | 87% | 71% | 40% |
| ALMA MARTINEZ IS | Asian | 80 | 91% | 86% | 65% |
| ALMA MARTINEZ IS | Hispanic | 174 | 87% | 66% | 40% |
| ALMA MARTINEZ IS | American Indian | * | | | |
| ALMA MARTINEZ IS | Pacific Islander | * | | | |
| ALMA MARTINEZ IS | Two or More Races | 43 | 91% | 56% | 30% |
| ALMA MARTINEZ IS | White | 206 | 95% | 81% | 50% |
| ALMA MARTINEZ IS | Economically Disadv | 265 | 84% | 63% | 33% |
| ALMA MARTINEZ IS | Special Education | 98 | 55% | 24% | 6% |
| ALMA MARTINEZ IS | EB (Current & Monitored) | 130 | 86% | 73% | 49% |
| ANNA MAY DAULTON ES | All Students | 259 | 84% | 64% | 31% |
| ANNA MAY DAULTON ES | African American | 99 | 79% | 57% | 25% |
| ANNA MAY DAULTON ES | Asian | 46 | 96% | 80% | 48% |
| ANNA MAY DAULTON ES | Hispanic | 46 | 76% | 54% | 15% |
| ANNA MAY DAULTON ES | Two or More Races | 14 | 79% | 71% | 21% |
| ANNA MAY DAULTON ES | White | 52 | 90% | 71% | 44% |
| ANNA MAY DAULTON ES | Economically Disadv | 77 | 78% | 57% | 25% |
| ANNA MAY DAULTON ES | Special Education | 65 | 46% | 23% | 2% |
| ANNA MAY DAULTON ES | EB (Current & Monitored) | 45 | 89% | 69% | 31% |
| ANNETTE PERRY ES | All Students | 222 | 80% | 62% | 36% |
| ANNETTE PERRY ES | African American | 97 | 79% | 62% | 36% |
| ANNETTE PERRY ES | Asian | 16 | 94% | 88% | 69% |
| ANNETTE PERRY ES | Hispanic | 57 | 74% | 53% | 28% |
| ANNETTE PERRY ES | Two or More Races | 12 | 67% | 58% | 17% |
| ANNETTE PERRY ES | White | 39 | 87% | 67% | 36% |
| ANNETTE PERRY ES | Economically Disadv | 96 | 69% | 48% | 24% |
| ANNETTE PERRY ES | Special Education | 51 | 43% | 24% | 4% |
| ANNETTE PERRY ES | EB (Current & Monitored) | 41 | 80% | 63% | 34% |

2026 Campus Reading STAAR Performance by Student Groups

| Campus | Student Group | Number Tested | Approaches Grade Level | Meets Grade Level | Masters Grade Level |
|-------------------|--------------------------|---------------|------------------------|-------------------|---------------------|
| ASA E LOW JR IS | All Students | 698 | 81% | 61% | 32% |
| ASA E LOW JR IS | African American | 164 | 77% | 57% | 24% |
| ASA E LOW JR IS | Asian | 43 | 88% | 70% | 35% |
| ASA E LOW JR IS | Hispanic | 256 | 77% | 52% | 26% |
| ASA E LOW JR IS | American Indian | * | | | |
| ASA E LOW JR IS | Pacific Islander | * | | | |
| ASA E LOW JR IS | Two or More Races | 30 | 77% | 70% | 30% |
| ASA E LOW JR IS | White | 202 | 87% | 71% | 45% |
| ASA E LOW JR IS | Economically Disadv | 352 | 74% | 49% | 22% |
| ASA E LOW JR IS | Special Education | 148 | 44% | 16% | 7% |
| ASA E LOW JR IS | EB (Current & Monitored) | 171 | 71% | 46% | 20% |
| BRENDA NORWOOD ES | All Students | 403 | 89% | 71% | 43% |
| BRENDA NORWOOD ES | African American | 160 | 86% | 63% | 38% |
| BRENDA NORWOOD ES | Asian | 51 | 90% | 82% | 41% |
| BRENDA NORWOOD ES | Hispanic | 58 | 84% | 66% | 33% |
| BRENDA NORWOOD ES | American Indian | * | | | |
| BRENDA NORWOOD ES | Two or More Races | 26 | 96% | 73% | 46% |
| BRENDA NORWOOD ES | White | 107 | 94% | 80% | 57% |
| BRENDA NORWOOD ES | Economically Disadv | 123 | 84% | 54% | 24% |
| BRENDA NORWOOD ES | Special Education | 55 | 49% | 16% | 4% |
| BRENDA NORWOOD ES | EB (Current & Monitored) | 77 | 87% | 68% | 35% |
| BROOKS WESTER MS | All Students | 684 | 87% | 64% | 34% |
| BROOKS WESTER MS | African American | 182 | 82% | 55% | 29% |
| BROOKS WESTER MS | Asian | 48 | 92% | 69% | 35% |
| BROOKS WESTER MS | Hispanic | 159 | 84% | 62% | 28% |
| BROOKS WESTER MS | American Indian | * | | | |
| BROOKS WESTER MS | Pacific Islander | * | | | |
| BROOKS WESTER MS | Two or More Races | 23 | 96% | 78% | 39% |
| BROOKS WESTER MS | White | 267 | 90% | 70% | 40% |
| BROOKS WESTER MS | Economically Disadv | 307 | 81% | 57% | 25% |
| BROOKS WESTER MS | Special Education | 143 | 57% | 18% | 2% |
| BROOKS WESTER MS | EB (Current & Monitored) | 117 | 84% | 58% | 31% |
| CAROL HOLT ES | All Students | 180 | 89% | 69% | 31% |
| CAROL HOLT ES | African American | 61 | 82% | 51% | 16% |
| CAROL HOLT ES | Asian | 20 | 95% | 80% | 55% |
| CAROL HOLT ES | Hispanic | 33 | 85% | 70% | 21% |
| CAROL HOLT ES | Two or More Races | 16 | 100% | 81% | 38% |
| CAROL HOLT ES | White | 50 | 96% | 82% | 42% |
| CAROL HOLT ES | Economically Disadv | 93 | 85% | 55% | 18% |
| CAROL HOLT ES | Special Education | 36 | 64% | 25% | 8% |
| CAROL HOLT ES | EB (Current & Monitored) | 29 | 86% | 69% | 21% |

*Denotes less than 10 students tested.

2026 Campus Reading STAAR Performance by Student Groups

| Campus | Student Group | Number Tested | Approaches Grade Level | Meets Grade Level | Masters Grade Level |
|-----------------------|--------------------------|---------------|------------------------|-------------------|---------------------|
| CHARLENE MCKINZEY MS | All Students | 949 | 91% | 75% | 47% |
| CHARLENE MCKINZEY MS | African American | 398 | 89% | 72% | 44% |
| CHARLENE MCKINZEY MS | Asian | 109 | 94% | 88% | 69% |
| CHARLENE MCKINZEY MS | Hispanic | 208 | 87% | 65% | 34% |
| CHARLENE MCKINZEY MS | American Indian | * | | | |
| CHARLENE MCKINZEY MS | Two or More Races | 56 | 98% | 80% | 52% |
| CHARLENE MCKINZEY MS | White | 177 | 98% | 85% | 56% |
| CHARLENE MCKINZEY MS | Economically Disadv | 355 | 87% | 64% | 38% |
| CHARLENE MCKINZEY MS | Special Education | 99 | 55% | 23% | 8% |
| CHARLENE MCKINZEY MS | EB (Current & Monitored) | 198 | 88% | 75% | 46% |
| CHARLOTTE ANDERSON ES | All Students | 142 | 77% | 58% | 23% |
| CHARLOTTE ANDERSON ES | African American | 40 | 80% | 58% | 18% |
| CHARLOTTE ANDERSON ES | Asian | * | | | |
| CHARLOTTE ANDERSON ES | Hispanic | 57 | 68% | 54% | 16% |
| CHARLOTTE ANDERSON ES | Two or More Races | * | | | |
| CHARLOTTE ANDERSON ES | White | 27 | 81% | 67% | 37% |
| CHARLOTTE ANDERSON ES | Economically Disadv | 97 | 74% | 52% | 12% |
| CHARLOTTE ANDERSON ES | Special Education | 50 | 52% | 36% | 6% |
| CHARLOTTE ANDERSON ES | EB (Current & Monitored) | 25 | 64% | 48% | 16% |
| CORA SPENCER ES | All Students | 229 | 87% | 70% | 42% |
| CORA SPENCER ES | African American | 102 | 90% | 70% | 39% |
| CORA SPENCER ES | Asian | 36 | 89% | 83% | 58% |
| CORA SPENCER ES | Hispanic | 40 | 85% | 68% | 35% |
| CORA SPENCER ES | Two or More Races | 10 | 80% | 50% | 30% |
| CORA SPENCER ES | White | 40 | 83% | 68% | 48% |
| CORA SPENCER ES | Economically Disadv | 91 | 85% | 58% | 32% |
| CORA SPENCER ES | Special Education | 53 | 64% | 26% | 9% |
| CORA SPENCER ES | EB (Current & Monitored) | 44 | 84% | 73% | 45% |
| CROSS TIMBERS IS | All Students | 687 | 66% | 43% | 20% |
| CROSS TIMBERS IS | African American | 284 | 60% | 42% | 18% |
| CROSS TIMBERS IS | Asian | 46 | 78% | 61% | 30% |
| CROSS TIMBERS IS | Hispanic | 197 | 64% | 35% | 15% |
| CROSS TIMBERS IS | American Indian | * | | | |
| CROSS TIMBERS IS | Pacific Islander | * | | | |
| CROSS TIMBERS IS | Two or More Races | 34 | 76% | 35% | 21% |
| CROSS TIMBERS IS | White | 118 | 78% | 53% | 28% |
| CROSS TIMBERS IS | Economically Disadv | 529 | 63% | 38% | 18% |
| CROSS TIMBERS IS | Special Education | 173 | 34% | 16% | 3% |
| CROSS TIMBERS IS | EB (Current & Monitored) | 133 | 59% | 34% | 17% |

*Denotes less than 10 students tested.

2026 Campus Reading STAAR Performance by Student Groups

| Campus | Student Group | Number Tested | Approaches Grade Level | Meets Grade Level | Masters Grade Level |
|--------------------|--------------------------|---------------|------------------------|-------------------|---------------------|
| D P MORRIS ES | All Students | 191 | 77% | 46% | 16% |
| D P MORRIS ES | African American | 49 | 73% | 41% | 10% |
| D P MORRIS ES | Asian | * | | | |
| D P MORRIS ES | Hispanic | 113 | 80% | 47% | 16% |
| D P MORRIS ES | American Indian | * | | | |
| D P MORRIS ES | Two or More Races | * | | | |
| D P MORRIS ES | White | 16 | 56% | 38% | 31% |
| D P MORRIS ES | Economically Disadv | 140 | 75% | 41% | 11% |
| D P MORRIS ES | Special Education | 34 | 38% | 9% | 0% |
| D P MORRIS ES | EB (Current & Monitored) | 107 | 75% | 49% | 16% |
| DANNY JONES MS | All Students | 800 | 90% | 73% | 45% |
| DANNY JONES MS | African American | 386 | 88% | 67% | 38% |
| DANNY JONES MS | Asian | 105 | 95% | 89% | 60% |
| DANNY JONES MS | Hispanic | 146 | 90% | 73% | 43% |
| DANNY JONES MS | American Indian | * | | | |
| DANNY JONES MS | Two or More Races | 34 | 88% | 59% | 38% |
| DANNY JONES MS | White | 128 | 94% | 82% | 59% |
| DANNY JONES MS | Economically Disadv | 286 | 86% | 61% | 31% |
| DANNY JONES MS | Special Education | 126 | 56% | 27% | 8% |
| DANNY JONES MS | EB (Current & Monitored) | 126 | 91% | 79% | 48% |
| DELLA ICENHOWER IS | All Students | 608 | 78% | 59% | 33% |
| DELLA ICENHOWER IS | African American | 294 | 75% | 56% | 27% |
| DELLA ICENHOWER IS | Asian | 84 | 92% | 82% | 62% |
| DELLA ICENHOWER IS | Hispanic | 141 | 76% | 49% | 26% |
| DELLA ICENHOWER IS | American Indian | * | | | |
| DELLA ICENHOWER IS | Pacific Islander | * | | | |
| DELLA ICENHOWER IS | Two or More Races | 26 | 69% | 46% | 23% |
| DELLA ICENHOWER IS | White | 57 | 79% | 65% | 42% |
| DELLA ICENHOWER IS | Economically Disadv | 415 | 74% | 54% | 28% |
| DELLA ICENHOWER IS | Special Education | 150 | 39% | 21% | 7% |
| DELLA ICENHOWER IS | EB (Current & Monitored) | 135 | 81% | 66% | 44% |
| DONNA SHEPARD IS | All Students | 802 | 73% | 53% | 28% |
| DONNA SHEPARD IS | African American | 139 | 72% | 47% | 29% |
| DONNA SHEPARD IS | Asian | 16 | 81% | 69% | 44% |
| DONNA SHEPARD IS | Hispanic | 346 | 68% | 46% | 24% |
| DONNA SHEPARD IS | American Indian | * | | | |
| DONNA SHEPARD IS | Two or More Races | 44 | 70% | 64% | 30% |
| DONNA SHEPARD IS | White | 254 | 81% | 65% | 31% |
| DONNA SHEPARD IS | Economically Disadv | 475 | 66% | 44% | 20% |
| DONNA SHEPARD IS | Special Education | 188 | 34% | 17% | 4% |
| DONNA SHEPARD IS | EB (Current & Monitored) | 211 | 65% | 45% | 19% |

*Denotes less than 10 students tested.

2026 Campus Reading STAAR Performance by Student Groups

| Campus | Student Group | Number Tested | Approaches Grade Level | Meets Grade Level | Masters Grade Level |
|--------------------|--------------------------|---------------|------------------------|-------------------|---------------------|
| ELIZABETH SMITH ES | All Students | 256 | 80% | 55% | 25% |
| ELIZABETH SMITH ES | African American | 107 | 75% | 48% | 20% |
| ELIZABETH SMITH ES | Asian | 16 | 75% | 63% | 50% |
| ELIZABETH SMITH ES | Hispanic | 56 | 84% | 66% | 18% |
| ELIZABETH SMITH ES | Two or More Races | 15 | 87% | 73% | 47% |
| ELIZABETH SMITH ES | White | 62 | 84% | 50% | 31% |
| ELIZABETH SMITH ES | Economically Disadv | 103 | 73% | 42% | 13% |
| ELIZABETH SMITH ES | Special Education | 50 | 44% | 16% | 0% |
| ELIZABETH SMITH ES | EB (Current & Monitored) | 35 | 80% | 60% | 34% |
| ERMA NASH ES | All Students | 215 | 70% | 43% | 18% |
| ERMA NASH ES | African American | 40 | 73% | 50% | 20% |
| ERMA NASH ES | Asian | * | | | |
| ERMA NASH ES | Hispanic | 132 | 67% | 37% | 12% |
| ERMA NASH ES | American Indian | * | | | |
| ERMA NASH ES | Pacific Islander | * | | | |
| ERMA NASH ES | Two or More Races | 11 | 82% | 55% | 27% |
| ERMA NASH ES | White | 25 | 68% | 48% | 28% |
| ERMA NASH ES | Economically Disadv | 143 | 65% | 36% | 14% |
| ERMA NASH ES | Special Education | 52 | 38% | 12% | 4% |
| ERMA NASH ES | EB (Current & Monitored) | 81 | 63% | 28% | 14% |
| GLENN HARMON ES | All Students | 224 | 75% | 50% | 29% |
| GLENN HARMON ES | African American | 97 | 70% | 47% | 30% |
| GLENN HARMON ES | Asian | 11 | 82% | 55% | 45% |
| GLENN HARMON ES | Hispanic | 41 | 80% | 56% | 32% |
| GLENN HARMON ES | Two or More Races | 14 | 79% | 50% | 29% |
| GLENN HARMON ES | White | 61 | 77% | 51% | 21% |
| GLENN HARMON ES | Economically Disadv | 158 | 66% | 37% | 16% |
| GLENN HARMON ES | Special Education | 46 | 50% | 26% | 4% |
| GLENN HARMON ES | EB (Current & Monitored) | 50 | 68% | 44% | 26% |
| IMOGENE GIDEON ES | All Students | 143 | 69% | 40% | 13% |
| IMOGENE GIDEON ES | African American | 67 | 66% | 33% | 9% |
| IMOGENE GIDEON ES | Asian | 21 | 71% | 62% | 43% |
| IMOGENE GIDEON ES | Hispanic | 30 | 80% | 37% | 3% |
| IMOGENE GIDEON ES | American Indian | * | | | |
| IMOGENE GIDEON ES | Two or More Races | * | | | |
| IMOGENE GIDEON ES | White | 17 | 76% | 47% | 12% |
| IMOGENE GIDEON ES | Economically Disadv | 107 | 67% | 39% | 11% |
| IMOGENE GIDEON ES | Special Education | 38 | 37% | 16% | 3% |
| IMOGENE GIDEON ES | EB (Current & Monitored) | 36 | 81% | 44% | 22% |

*Denotes less than 10 students tested.

2026 Campus Reading STAAR Performance by Student Groups

| Campus | Student Group | Number Tested | Approaches Grade Level | Meets Grade Level | Masters Grade Level |
|-------------------|--------------------------|---------------|------------------------|-------------------|---------------------|
| J L BOREN ES | All Students | 237 | 89% | 68% | 32% |
| J L BOREN ES | African American | 28 | 86% | 61% | 25% |
| J L BOREN ES | Asian | 11 | 82% | 64% | 45% |
| J L BOREN ES | Hispanic | 49 | 84% | 53% | 22% |
| J L BOREN ES | American Indian | * | | | |
| J L BOREN ES | Two or More Races | 16 | 100% | 81% | 44% |
| J L BOREN ES | White | 132 | 92% | 75% | 35% |
| J L BOREN ES | Economically Disadv | 52 | 85% | 63% | 27% |
| J L BOREN ES | Special Education | 48 | 63% | 33% | 6% |
| J L BOREN ES | EB (Current & Monitored) | 19 | 74% | 63% | 32% |
| JAMES COBLE MS | All Students | 687 | 83% | 59% | 31% |
| JAMES COBLE MS | African American | 324 | 82% | 55% | 27% |
| JAMES COBLE MS | Asian | 95 | 92% | 83% | 63% |
| JAMES COBLE MS | Hispanic | 180 | 83% | 57% | 26% |
| JAMES COBLE MS | American Indian | * | | | |
| JAMES COBLE MS | Pacific Islander | * | | | |
| JAMES COBLE MS | Two or More Races | 28 | 64% | 43% | 11% |
| JAMES COBLE MS | White | 53 | 87% | 58% | 28% |
| JAMES COBLE MS | Economically Disadv | 452 | 81% | 54% | 26% |
| JAMES COBLE MS | Special Education | 112 | 44% | 14% | 1% |
| JAMES COBLE MS | EB (Current & Monitored) | 193 | 88% | 67% | 37% |
| JANET BROCKETT ES | All Students | 177 | 75% | 41% | 14% |
| JANET BROCKETT ES | African American | 90 | 69% | 38% | 12% |
| JANET BROCKETT ES | Asian | 14 | 93% | 21% | 7% |
| JANET BROCKETT ES | Hispanic | 37 | 78% | 51% | 19% |
| JANET BROCKETT ES | Two or More Races | 13 | 77% | 38% | 8% |
| JANET BROCKETT ES | White | 23 | 78% | 52% | 17% |
| JANET BROCKETT ES | Economically Disadv | 122 | 71% | 34% | 9% |
| JANET BROCKETT ES | Special Education | 41 | 41% | 15% | 5% |
| JANET BROCKETT ES | EB (Current & Monitored) | 27 | 93% | 56% | 11% |
| JERRY KNIGHT STEM | All Students | 278 | 100% | 100% | 90% |
| JERRY KNIGHT STEM | African American | 54 | 100% | 100% | 91% |
| JERRY KNIGHT STEM | Asian | 49 | 100% | 100% | 94% |
| JERRY KNIGHT STEM | Hispanic | 48 | 100% | 100% | 88% |
| JERRY KNIGHT STEM | Pacific Islander | * | | | |
| JERRY KNIGHT STEM | Two or More Races | 13 | 100% | 100% | 85% |
| JERRY KNIGHT STEM | White | 113 | 100% | 99% | 88% |
| JERRY KNIGHT STEM | Economically Disadv | 53 | 100% | 100% | 91% |
| JERRY KNIGHT STEM | Special Education | * | | | |
| JERRY KNIGHT STEM | EB (Current & Monitored) | 37 | 100% | 100% | 92% |

*Denotes less than 10 students tested.

2026 Campus Reading STAAR Performance by Student Groups

| Campus | Student Group | Number Tested | Approaches Grade Level | Meets Grade Level | Masters Grade Level |
|--------------------|--------------------------|---------------|------------------------|-------------------|---------------------|
| JUDY MILLER ES | All Students | 151 | 78% | 58% | 25% |
| JUDY MILLER ES | African American | 58 | 79% | 53% | 24% |
| JUDY MILLER ES | Asian | 23 | 83% | 57% | 43% |
| JUDY MILLER ES | Hispanic | 26 | 58% | 50% | 4% |
| JUDY MILLER ES | Two or More Races | * | | | |
| JUDY MILLER ES | White | 35 | 89% | 69% | 26% |
| JUDY MILLER ES | Economically Disadv | 64 | 67% | 45% | 19% |
| JUDY MILLER ES | Special Education | 38 | 39% | 16% | 3% |
| JUDY MILLER ES | EB (Current & Monitored) | 31 | 74% | 52% | 32% |
| KENNETH DAVIS ES | All Students | 179 | 77% | 47% | 20% |
| KENNETH DAVIS ES | African American | 87 | 76% | 48% | 23% |
| KENNETH DAVIS ES | Asian | * | | | |
| KENNETH DAVIS ES | Hispanic | 49 | 73% | 45% | 16% |
| KENNETH DAVIS ES | Two or More Races | * | | | |
| KENNETH DAVIS ES | White | 28 | 79% | 43% | 18% |
| KENNETH DAVIS ES | Economically Disadv | 136 | 74% | 40% | 18% |
| KENNETH DAVIS ES | Special Education | 43 | 49% | 12% | 2% |
| KENNETH DAVIS ES | EB (Current & Monitored) | 29 | 69% | 52% | 17% |
| LINDA JOBE MS | All Students | 805 | 79% | 57% | 29% |
| LINDA JOBE MS | African American | 156 | 76% | 50% | 22% |
| LINDA JOBE MS | Asian | 23 | 83% | 70% | 43% |
| LINDA JOBE MS | Hispanic | 327 | 73% | 50% | 23% |
| LINDA JOBE MS | Two or More Races | 36 | 67% | 47% | 19% |
| LINDA JOBE MS | White | 258 | 90% | 71% | 43% |
| LINDA JOBE MS | Economically Disadv | 454 | 71% | 44% | 19% |
| LINDA JOBE MS | Special Education | 126 | 25% | 8% | 3% |
| LINDA JOBE MS | EB (Current & Monitored) | 215 | 67% | 46% | 22% |
| LOUISE CABANISS ES | All Students | 153 | 73% | 56% | 24% |
| LOUISE CABANISS ES | African American | 79 | 67% | 51% | 19% |
| LOUISE CABANISS ES | Asian | 15 | 87% | 87% | 60% |
| LOUISE CABANISS ES | Hispanic | 41 | 80% | 49% | 20% |
| LOUISE CABANISS ES | Two or More Races | 11 | 64% | 64% | 36% |
| LOUISE CABANISS ES | White | * | | | |
| LOUISE CABANISS ES | Economically Disadv | 95 | 68% | 49% | 19% |
| LOUISE CABANISS ES | Special Education | 36 | 25% | 14% | 3% |
| LOUISE CABANISS ES | EB (Current & Monitored) | 28 | 86% | 75% | 39% |

*Denotes less than 10 students tested.

2026 Campus Reading STAAR Performance by Student Groups

| Campus | Student Group | Number Tested | Approaches Grade Level | Meets Grade Level | Masters Grade Level |
|---------------------|--------------------------|---------------|------------------------|-------------------|---------------------|
| MARTHA REID ES | All Students | 194 | 80% | 57% | 27% |
| MARTHA REID ES | African American | 71 | 80% | 55% | 20% |
| MARTHA REID ES | Asian | 13 | 92% | 85% | 54% |
| MARTHA REID ES | Hispanic | 43 | 74% | 51% | 26% |
| MARTHA REID ES | Two or More Races | 13 | 77% | 38% | 15% |
| MARTHA REID ES | White | 54 | 81% | 61% | 35% |
| MARTHA REID ES | Economically Disadv | 95 | 74% | 42% | 18% |
| MARTHA REID ES | Special Education | 41 | 44% | 24% | 10% |
| MARTHA REID ES | EB (Current & Monitored) | 32 | 84% | 66% | 41% |
| MARY JO SHEPPARD ES | All Students | 146 | 79% | 59% | 28% |
| MARY JO SHEPPARD ES | African American | 38 | 79% | 53% | 29% |
| MARY JO SHEPPARD ES | Asian | * | | | |
| MARY JO SHEPPARD ES | Hispanic | 47 | 70% | 53% | 23% |
| MARY JO SHEPPARD ES | Two or More Races | 12 | 92% | 58% | 25% |
| MARY JO SHEPPARD ES | White | 45 | 82% | 69% | 31% |
| MARY JO SHEPPARD ES | Economically Disadv | 78 | 74% | 46% | 19% |
| MARY JO SHEPPARD ES | Special Education | 42 | 55% | 19% | 5% |
| MARY JO SHEPPARD ES | EB (Current & Monitored) | 21 | 62% | 43% | 14% |
| MARY LILLARD IS | All Students | 695 | 84% | 68% | 41% |
| MARY LILLARD IS | African American | 300 | 78% | 61% | 36% |
| MARY LILLARD IS | Asian | 94 | 90% | 76% | 60% |
| MARY LILLARD IS | Hispanic | 133 | 85% | 63% | 33% |
| MARY LILLARD IS | American Indian | * | | | |
| MARY LILLARD IS | Pacific Islander | * | | | |
| MARY LILLARD IS | Two or More Races | 36 | 94% | 89% | 42% |
| MARY LILLARD IS | White | 128 | 88% | 76% | 50% |
| MARY LILLARD IS | Economically Disadv | 261 | 75% | 52% | 30% |
| MARY LILLARD IS | Special Education | 150 | 43% | 20% | 5% |
| MARY LILLARD IS | EB (Current & Monitored) | 103 | 86% | 66% | 40% |
| MARY ORR IS | All Students | 556 | 76% | 56% | 30% |
| MARY ORR IS | African American | 171 | 66% | 48% | 20% |
| MARY ORR IS | Asian | 35 | 91% | 74% | 46% |
| MARY ORR IS | Hispanic | 125 | 74% | 51% | 26% |
| MARY ORR IS | American Indian | * | | | |
| MARY ORR IS | Pacific Islander | * | | | |
| MARY ORR IS | Two or More Races | 38 | 74% | 55% | 32% |
| MARY ORR IS | White | 181 | 86% | 66% | 38% |
| MARY ORR IS | Economically Disadv | 231 | 63% | 41% | 16% |
| MARY ORR IS | Special Education | 139 | 42% | 16% | 3% |
| MARY ORR IS | EB (Current & Monitored) | 83 | 78% | 51% | 22% |

*Denotes less than 10 students tested.

2026 Campus Reading STAAR Performance by Student Groups

| Campus | Student Group | Number Tested | Approaches Grade Level | Meets Grade Level | Masters Grade Level |
|------------------|--------------------------|---------------|------------------------|-------------------|---------------------|
| NANCY NEAL ES | All Students | 169 | 89% | 73% | 35% |
| NANCY NEAL ES | African American | 39 | 85% | 72% | 36% |
| NANCY NEAL ES | Asian | * | | | |
| NANCY NEAL ES | Hispanic | 49 | 84% | 63% | 22% |
| NANCY NEAL ES | Two or More Races | 14 | 93% | 71% | 29% |
| NANCY NEAL ES | White | 59 | 97% | 85% | 46% |
| NANCY NEAL ES | Economically Disadv | 68 | 81% | 59% | 21% |
| NANCY NEAL ES | Special Education | 41 | 59% | 34% | 5% |
| NANCY NEAL ES | EB (Current & Monitored) | 22 | 73% | 59% | 27% |
| ROBERTA TIPPS ES | All Students | 180 | 87% | 61% | 30% |
| ROBERTA TIPPS ES | African American | 59 | 86% | 63% | 34% |
| ROBERTA TIPPS ES | Asian | 17 | 94% | 76% | 35% |
| ROBERTA TIPPS ES | Hispanic | 44 | 86% | 50% | 18% |
| ROBERTA TIPPS ES | Two or More Races | 11 | 82% | 64% | 55% |
| ROBERTA TIPPS ES | White | 49 | 88% | 63% | 29% |
| ROBERTA TIPPS ES | Economically Disadv | 88 | 83% | 49% | 16% |
| ROBERTA TIPPS ES | Special Education | 44 | 61% | 27% | 9% |
| ROBERTA TIPPS ES | EB (Current & Monitored) | 27 | 78% | 56% | 19% |
| ROGENE WORLEY MS | All Students | 608 | 82% | 57% | 29% |
| ROGENE WORLEY MS | African American | 180 | 78% | 43% | 18% |
| ROGENE WORLEY MS | Asian | 25 | 84% | 72% | 28% |
| ROGENE WORLEY MS | Hispanic | 204 | 76% | 52% | 23% |
| ROGENE WORLEY MS | American Indian | * | | | |
| ROGENE WORLEY MS | Pacific Islander | * | | | |
| ROGENE WORLEY MS | Two or More Races | 29 | 90% | 62% | 28% |
| ROGENE WORLEY MS | White | 166 | 90% | 74% | 47% |
| ROGENE WORLEY MS | Economically Disadv | 314 | 75% | 44% | 17% |
| ROGENE WORLEY MS | Special Education | 121 | 46% | 12% | 3% |
| ROGENE WORLEY MS | EB (Current & Monitored) | 120 | 70% | 49% | 21% |
| T A HOWARD MS | All Students | 675 | 76% | 47% | 21% |
| T A HOWARD MS | African American | 286 | 72% | 40% | 14% |
| T A HOWARD MS | Asian | 49 | 88% | 65% | 47% |
| T A HOWARD MS | Hispanic | 212 | 75% | 48% | 19% |
| T A HOWARD MS | American Indian | * | | | |
| T A HOWARD MS | Two or More Races | 36 | 78% | 50% | 25% |
| T A HOWARD MS | White | 90 | 84% | 56% | 31% |
| T A HOWARD MS | Economically Disadv | 510 | 73% | 42% | 16% |
| T A HOWARD MS | Special Education | 140 | 39% | 11% | 1% |
| T A HOWARD MS | EB (Current & Monitored) | 183 | 77% | 48% | 23% |

*Denotes less than 10 students tested.

2026 Campus Reading STAAR Performance by Student Groups

| Campus | Student Group | Number Tested | Approaches Grade Level | Meets Grade Level | Masters Grade Level |
|------------------|--------------------------|---------------|------------------------|-------------------|---------------------|
| TARVER-RENDON ES | All Students | 207 | 75% | 45% | 23% |
| TARVER-RENDON ES | African American | 14 | 57% | 29% | 7% |
| TARVER-RENDON ES | Asian | * | | | |
| TARVER-RENDON ES | Hispanic | 67 | 73% | 39% | 15% |
| TARVER-RENDON ES | Pacific Islander | * | | | |
| TARVER-RENDON ES | Two or More Races | * | | | |
| TARVER-RENDON ES | White | 119 | 77% | 50% | 29% |
| TARVER-RENDON ES | Economically Disadv | 99 | 61% | 24% | 6% |
| TARVER-RENDON ES | Special Education | 69 | 42% | 13% | 1% |
| TARVER-RENDON ES | EB (Current & Monitored) | 28 | 64% | 39% | 0% |
| THELMA JONES ES | All Students | 151 | 74% | 49% | 14% |
| THELMA JONES ES | African American | 77 | 66% | 45% | 14% |
| THELMA JONES ES | Asian | 21 | 81% | 57% | 24% |
| THELMA JONES ES | Hispanic | 31 | 81% | 42% | 10% |
| THELMA JONES ES | Pacific Islander | * | | | |
| THELMA JONES ES | Two or More Races | 12 | 83% | 67% | 8% |
| THELMA JONES ES | White | * | | | |
| THELMA JONES ES | Economically Disadv | 98 | 71% | 46% | 11% |
| THELMA JONES ES | Special Education | 20 | 35% | 10% | 5% |
| THELMA JONES ES | EB (Current & Monitored) | 35 | 80% | 49% | 23% |
| WILLIE BROWN ES | All Students | 251 | 90% | 67% | 38% |
| WILLIE BROWN ES | African American | 69 | 86% | 48% | 23% |
| WILLIE BROWN ES | Asian | 23 | 87% | 78% | 39% |
| WILLIE BROWN ES | Hispanic | 55 | 84% | 62% | 35% |
| WILLIE BROWN ES | Pacific Islander | * | | | |
| WILLIE BROWN ES | Two or More Races | 14 | 93% | 71% | 36% |
| WILLIE BROWN ES | White | 89 | 98% | 81% | 51% |
| WILLIE BROWN ES | Economically Disadv | 88 | 80% | 47% | 18% |
| WILLIE BROWN ES | Special Education | 45 | 69% | 29% | 9% |
| WILLIE BROWN ES | EB (Current & Monitored) | 27 | 70% | 59% | 33% |

*Denotes less than 10 students tested.

2026 Campus Math STAAR Performance by Student Groups

| Campus | Student Group | Number Tested | Approaches Grade Level | Meets Grade Level | Masters Grade Level |
|---------------------|--------------------------|---------------|------------------------|-------------------|---------------------|
| ALICE PONDER ES | All Students | 233 | 63% | 40% | 20% |
| ALICE PONDER ES | African American | 57 | 54% | 32% | 12% |
| ALICE PONDER ES | Asian | * | | | |
| ALICE PONDER ES | Hispanic | 126 | 62% | 37% | 19% |
| ALICE PONDER ES | Two or More Races | * | | | |
| ALICE PONDER ES | White | 36 | 81% | 58% | 36% |
| ALICE PONDER ES | Economically Disadv | 169 | 59% | 36% | 17% |
| ALICE PONDER ES | Special Education | 51 | 41% | 18% | 10% |
| ALICE PONDER ES | EB (Current & Monitored) | 92 | 59% | 35% | 18% |
| ALMA MARTINEZ IS | All Students | 840 | 88% | 58% | 23% |
| ALMA MARTINEZ IS | African American | 332 | 86% | 54% | 19% |
| ALMA MARTINEZ IS | Asian | 80 | 98% | 83% | 44% |
| ALMA MARTINEZ IS | Hispanic | 174 | 83% | 52% | 18% |
| ALMA MARTINEZ IS | American Indian | * | | | |
| ALMA MARTINEZ IS | Pacific Islander | * | | | |
| ALMA MARTINEZ IS | Two or More Races | 44 | 84% | 41% | 11% |
| ALMA MARTINEZ IS | White | 206 | 91% | 66% | 31% |
| ALMA MARTINEZ IS | Economically Disadv | 266 | 84% | 48% | 14% |
| ALMA MARTINEZ IS | Special Education | 99 | 54% | 23% | 8% |
| ALMA MARTINEZ IS | EB (Current & Monitored) | 129 | 91% | 69% | 27% |
| ANNA MAY DAULTON ES | All Students | 259 | 80% | 64% | 30% |
| ANNA MAY DAULTON ES | African American | 99 | 75% | 59% | 23% |
| ANNA MAY DAULTON ES | Asian | 46 | 91% | 80% | 48% |
| ANNA MAY DAULTON ES | Hispanic | 46 | 70% | 52% | 17% |
| ANNA MAY DAULTON ES | Two or More Races | 14 | 64% | 43% | 21% |
| ANNA MAY DAULTON ES | White | 52 | 92% | 75% | 42% |
| ANNA MAY DAULTON ES | Economically Disadv | 77 | 74% | 56% | 22% |
| ANNA MAY DAULTON ES | Special Education | 65 | 46% | 28% | 6% |
| ANNA MAY DAULTON ES | EB (Current & Monitored) | 45 | 87% | 69% | 38% |
| ANNETTE PERRY ES | All Students | 221 | 76% | 55% | 29% |
| ANNETTE PERRY ES | African American | 97 | 72% | 52% | 28% |
| ANNETTE PERRY ES | Asian | 16 | 88% | 81% | 56% |
| ANNETTE PERRY ES | Hispanic | 57 | 74% | 53% | 23% |
| ANNETTE PERRY ES | Two or More Races | 12 | 67% | 50% | 8% |
| ANNETTE PERRY ES | White | 38 | 84% | 58% | 37% |
| ANNETTE PERRY ES | Economically Disadv | 96 | 69% | 44% | 16% |
| ANNETTE PERRY ES | Special Education | 50 | 42% | 18% | 6% |
| ANNETTE PERRY ES | EB (Current & Monitored) | 41 | 73% | 56% | 27% |

2026 Campus Math STAAR Performance by Student Groups

| Campus | Student Group | Number Tested | Approaches Grade Level | Meets Grade Level | Masters Grade Level |
|-------------------|--------------------------|---------------|------------------------|-------------------|---------------------|
| ASA E LOW JR IS | All Students | 699 | 82% | 55% | 22% |
| ASA E LOW JR IS | African American | 164 | 77% | 44% | 18% |
| ASA E LOW JR IS | Asian | 43 | 86% | 74% | 33% |
| ASA E LOW JR IS | Hispanic | 257 | 80% | 50% | 18% |
| ASA E LOW JR IS | American Indian | * | | | |
| ASA E LOW JR IS | Pacific Islander | * | | | |
| ASA E LOW JR IS | Two or More Races | 30 | 87% | 57% | 17% |
| ASA E LOW JR IS | White | 202 | 88% | 66% | 28% |
| ASA E LOW JR IS | Economically Disadv | 353 | 74% | 40% | 14% |
| ASA E LOW JR IS | Special Education | 148 | 49% | 23% | 5% |
| ASA E LOW JR IS | EB (Current & Monitored) | 171 | 78% | 48% | 15% |
| BRENDA NORWOOD ES | All Students | 405 | 85% | 69% | 41% |
| BRENDA NORWOOD ES | African American | 160 | 79% | 61% | 33% |
| BRENDA NORWOOD ES | Asian | 52 | 90% | 75% | 60% |
| BRENDA NORWOOD ES | Hispanic | 58 | 83% | 57% | 28% |
| BRENDA NORWOOD ES | American Indian | * | | | |
| BRENDA NORWOOD ES | Two or More Races | 27 | 89% | 81% | 56% |
| BRENDA NORWOOD ES | White | 107 | 91% | 80% | 49% |
| BRENDA NORWOOD ES | Economically Disadv | 124 | 76% | 52% | 25% |
| BRENDA NORWOOD ES | Special Education | 56 | 46% | 18% | 5% |
| BRENDA NORWOOD ES | EB (Current & Monitored) | 78 | 82% | 65% | 42% |
| BROOKS WESTER MS | All Students | 568 | 74% | 51% | 13% |
| BROOKS WESTER MS | African American | 160 | 65% | 36% | 7% |
| BROOKS WESTER MS | Asian | 36 | 94% | 72% | 19% |
| BROOKS WESTER MS | Hispanic | 141 | 70% | 47% | 10% |
| BROOKS WESTER MS | American Indian | * | | | |
| BROOKS WESTER MS | Two or More Races | 19 | 84% | 58% | 16% |
| BROOKS WESTER MS | White | 209 | 80% | 61% | 18% |
| BROOKS WESTER MS | Economically Disadv | 267 | 65% | 39% | 9% |
| BROOKS WESTER MS | Special Education | 142 | 42% | 20% | 2% |
| BROOKS WESTER MS | EB (Current & Monitored) | 97 | 77% | 53% | 8% |
| CAROL HOLT ES | All Students | 181 | 85% | 65% | 33% |
| CAROL HOLT ES | African American | 61 | 79% | 46% | 10% |
| CAROL HOLT ES | Asian | 20 | 90% | 80% | 70% |
| CAROL HOLT ES | Hispanic | 33 | 85% | 64% | 30% |
| CAROL HOLT ES | Two or More Races | 16 | 81% | 81% | 25% |
| CAROL HOLT ES | White | 51 | 90% | 78% | 49% |
| CAROL HOLT ES | Economically Disadv | 94 | 80% | 56% | 23% |
| CAROL HOLT ES | Special Education | 37 | 54% | 27% | 14% |
| CAROL HOLT ES | EB (Current & Monitored) | 29 | 79% | 69% | 28% |

2026 Campus Math STAAR Performance by Student Groups

| Campus | Student Group | Number Tested | Approaches Grade Level | Meets Grade Level | Masters Grade Level |
|-----------------------|--------------------------|---------------|------------------------|-------------------|---------------------|
| CHARLENE MCKINZEY MS | All Students | 723 | 80% | 58% | 22% |
| CHARLENE MCKINZEY MS | African American | 326 | 79% | 55% | 19% |
| CHARLENE MCKINZEY MS | Asian | 61 | 90% | 75% | 44% |
| CHARLENE MCKINZEY MS | Hispanic | 170 | 72% | 49% | 17% |
| CHARLENE MCKINZEY MS | American Indian | * | | | |
| CHARLENE MCKINZEY MS | Two or More Races | 43 | 84% | 53% | 21% |
| CHARLENE MCKINZEY MS | White | 122 | 90% | 74% | 25% |
| CHARLENE MCKINZEY MS | Economically Disadv | 289 | 72% | 45% | 17% |
| CHARLENE MCKINZEY MS | Special Education | 98 | 44% | 20% | 7% |
| CHARLENE MCKINZEY MS | EB (Current & Monitored) | 139 | 75% | 59% | 26% |
| CHARLOTTE ANDERSON ES | All Students | 141 | 74% | 55% | 21% |
| CHARLOTTE ANDERSON ES | African American | 40 | 73% | 48% | 15% |
| CHARLOTTE ANDERSON ES | Asian | * | | | |
| CHARLOTTE ANDERSON ES | Hispanic | 57 | 65% | 46% | 19% |
| CHARLOTTE ANDERSON ES | Two or More Races | * | | | |
| CHARLOTTE ANDERSON ES | White | 26 | 81% | 69% | 23% |
| CHARLOTTE ANDERSON ES | Economically Disadv | 97 | 68% | 45% | 12% |
| CHARLOTTE ANDERSON ES | Special Education | 49 | 47% | 29% | 10% |
| CHARLOTTE ANDERSON ES | EB (Current & Monitored) | 25 | 68% | 48% | 16% |
| CORA SPENCER ES | All Students | 230 | 84% | 70% | 40% |
| CORA SPENCER ES | African American | 103 | 84% | 67% | 41% |
| CORA SPENCER ES | Asian | 36 | 89% | 81% | 53% |
| CORA SPENCER ES | Hispanic | 40 | 73% | 65% | 33% |
| CORA SPENCER ES | Two or More Races | 10 | 100% | 50% | 20% |
| CORA SPENCER ES | White | 40 | 88% | 78% | 43% |
| CORA SPENCER ES | Economically Disadv | 92 | 76% | 58% | 34% |
| CORA SPENCER ES | Special Education | 54 | 57% | 41% | 17% |
| CORA SPENCER ES | EB (Current & Monitored) | 44 | 86% | 77% | 45% |
| CROSS TIMBERS IS | All Students | 689 | 61% | 25% | 5% |
| CROSS TIMBERS IS | African American | 286 | 55% | 21% | 2% |
| CROSS TIMBERS IS | Asian | 46 | 78% | 46% | 15% |
| CROSS TIMBERS IS | Hispanic | 198 | 59% | 23% | 4% |
| CROSS TIMBERS IS | American Indian | * | | | |
| CROSS TIMBERS IS | Pacific Islander | * | | | |
| CROSS TIMBERS IS | Two or More Races | 34 | 44% | 21% | 0% |
| CROSS TIMBERS IS | White | 117 | 75% | 32% | 12% |
| CROSS TIMBERS IS | Economically Disadv | 531 | 57% | 23% | 4% |
| CROSS TIMBERS IS | Special Education | 175 | 36% | 8% | 1% |
| CROSS TIMBERS IS | EB (Current & Monitored) | 133 | 59% | 30% | 7% |

2026 Campus Math STAAR Performance by Student Groups

| Campus | Student Group | Number Tested | Approaches Grade Level | Meets Grade Level | Masters Grade Level |
|--------------------|--------------------------|---------------|------------------------|-------------------|---------------------|
| D P MORRIS ES | All Students | 191 | 63% | 42% | 19% |
| D P MORRIS ES | African American | 49 | 53% | 39% | 14% |
| D P MORRIS ES | Asian | * | | | |
| D P MORRIS ES | Hispanic | 113 | 68% | 44% | 21% |
| D P MORRIS ES | American Indian | * | | | |
| D P MORRIS ES | Two or More Races | * | | | |
| D P MORRIS ES | White | 16 | 50% | 31% | 13% |
| D P MORRIS ES | Economically Disadv | 140 | 59% | 36% | 15% |
| D P MORRIS ES | Special Education | 34 | 21% | 6% | 0% |
| D P MORRIS ES | EB (Current & Monitored) | 107 | 67% | 43% | 19% |
| DANNY JONES MS | All Students | 633 | 74% | 52% | 12% |
| DANNY JONES MS | African American | 323 | 68% | 45% | 8% |
| DANNY JONES MS | Asian | 68 | 91% | 75% | 32% |
| DANNY JONES MS | Hispanic | 120 | 76% | 52% | 10% |
| DANNY JONES MS | Two or More Races | 27 | 74% | 41% | 4% |
| DANNY JONES MS | White | 94 | 80% | 67% | 17% |
| DANNY JONES MS | Economically Disadv | 248 | 64% | 41% | 8% |
| DANNY JONES MS | Special Education | 121 | 33% | 16% | 2% |
| DANNY JONES MS | EB (Current & Monitored) | 97 | 78% | 55% | 18% |
| DELLA ICENHOWER IS | All Students | 604 | 72% | 34% | 8% |
| DELLA ICENHOWER IS | African American | 291 | 69% | 26% | 7% |
| DELLA ICENHOWER IS | Asian | 85 | 92% | 67% | 21% |
| DELLA ICENHOWER IS | Hispanic | 138 | 69% | 27% | 6% |
| DELLA ICENHOWER IS | American Indian | * | | | |
| DELLA ICENHOWER IS | Pacific Islander | * | | | |
| DELLA ICENHOWER IS | Two or More Races | 26 | 54% | 27% | 8% |
| DELLA ICENHOWER IS | White | 58 | 72% | 41% | 7% |
| DELLA ICENHOWER IS | Economically Disadv | 409 | 68% | 29% | 7% |
| DELLA ICENHOWER IS | Special Education | 148 | 36% | 9% | 3% |
| DELLA ICENHOWER IS | EB (Current & Monitored) | 135 | 78% | 47% | 13% |
| DONNA SHEPARD IS | All Students | 808 | 78% | 45% | 15% |
| DONNA SHEPARD IS | African American | 140 | 76% | 36% | 13% |
| DONNA SHEPARD IS | Asian | 16 | 88% | 56% | 25% |
| DONNA SHEPARD IS | Hispanic | 348 | 74% | 37% | 11% |
| DONNA SHEPARD IS | American Indian | * | | | |
| DONNA SHEPARD IS | Two or More Races | 44 | 80% | 57% | 11% |
| DONNA SHEPARD IS | White | 257 | 86% | 58% | 20% |
| DONNA SHEPARD IS | Economically Disadv | 480 | 72% | 36% | 9% |
| DONNA SHEPARD IS | Special Education | 189 | 51% | 19% | 3% |
| DONNA SHEPARD IS | EB (Current & Monitored) | 213 | 76% | 38% | 12% |

*Denotes less than 10 students Tested

2026 Campus Math STAAR Performance by Student Groups

| Campus | Student Group | Number Tested | Approaches Grade Level | Meets Grade Level | Masters Grade Level |
|--------------------|--------------------------|---------------|------------------------|-------------------|---------------------|
| ELIZABETH SMITH ES | All Students | 259 | 73% | 47% | 23% |
| ELIZABETH SMITH ES | African American | 107 | 61% | 37% | 15% |
| ELIZABETH SMITH ES | Asian | 16 | 94% | 75% | 38% |
| ELIZABETH SMITH ES | Hispanic | 57 | 77% | 49% | 18% |
| ELIZABETH SMITH ES | Two or More Races | 16 | 94% | 63% | 31% |
| ELIZABETH SMITH ES | White | 63 | 78% | 52% | 37% |
| ELIZABETH SMITH ES | Economically Disadv | 104 | 62% | 35% | 13% |
| ELIZABETH SMITH ES | Special Education | 50 | 30% | 16% | 4% |
| ELIZABETH SMITH ES | EB (Current & Monitored) | 35 | 77% | 54% | 29% |
| ERMA NASH ES | All Students | 215 | 69% | 48% | 22% |
| ERMA NASH ES | African American | 40 | 73% | 48% | 15% |
| ERMA NASH ES | Asian | * | | | |
| ERMA NASH ES | Hispanic | 132 | 67% | 44% | 20% |
| ERMA NASH ES | American Indian | * | | | |
| ERMA NASH ES | Pacific Islander | * | | | |
| ERMA NASH ES | Two or More Races | 11 | 82% | 73% | 27% |
| ERMA NASH ES | White | 25 | 64% | 52% | 28% |
| ERMA NASH ES | Economically Disadv | 143 | 68% | 48% | 18% |
| ERMA NASH ES | Special Education | 52 | 35% | 15% | 10% |
| ERMA NASH ES | EB (Current & Monitored) | 81 | 63% | 44% | 16% |
| GLENN HARMON ES | All Students | 223 | 70% | 57% | 32% |
| GLENN HARMON ES | African American | 96 | 64% | 55% | 26% |
| GLENN HARMON ES | Asian | 11 | 82% | 64% | 36% |
| GLENN HARMON ES | Hispanic | 41 | 73% | 59% | 37% |
| GLENN HARMON ES | Two or More Races | 14 | 71% | 57% | 43% |
| GLENN HARMON ES | White | 61 | 74% | 56% | 36% |
| GLENN HARMON ES | Economically Disadv | 157 | 59% | 45% | 20% |
| GLENN HARMON ES | Special Education | 46 | 46% | 35% | 15% |
| GLENN HARMON ES | EB (Current & Monitored) | 50 | 64% | 46% | 28% |
| IMOGENE GIDEON ES | All Students | 144 | 55% | 29% | 11% |
| IMOGENE GIDEON ES | African American | 67 | 55% | 24% | 6% |
| IMOGENE GIDEON ES | Asian | 22 | 68% | 68% | 27% |
| IMOGENE GIDEON ES | Hispanic | 30 | 40% | 13% | 3% |
| IMOGENE GIDEON ES | American Indian | * | | | |
| IMOGENE GIDEON ES | Two or More Races | * | | | |
| IMOGENE GIDEON ES | White | 17 | 71% | 35% | 29% |
| IMOGENE GIDEON ES | Economically Disadv | 108 | 53% | 29% | 10% |
| IMOGENE GIDEON ES | Special Education | 38 | 32% | 16% | 0% |
| IMOGENE GIDEON ES | EB (Current & Monitored) | 36 | 72% | 47% | 17% |

2026 Campus Math STAAR Performance by Student Groups

| Campus | Student Group | Number Tested | Approaches Grade Level | Meets Grade Level | Masters Grade Level |
|-------------------|--------------------------|---------------|------------------------|-------------------|---------------------|
| J L BOREN ES | All Students | 237 | 87% | 67% | 39% |
| J L BOREN ES | African American | 28 | 75% | 54% | 25% |
| J L BOREN ES | Asian | 11 | 100% | 91% | 73% |
| J L BOREN ES | Hispanic | 49 | 82% | 49% | 24% |
| J L BOREN ES | American Indian | * | | | |
| J L BOREN ES | Two or More Races | 16 | 100% | 88% | 38% |
| J L BOREN ES | White | 132 | 89% | 73% | 45% |
| J L BOREN ES | Economically Disadv | 52 | 81% | 62% | 38% |
| J L BOREN ES | Special Education | 48 | 56% | 29% | 15% |
| J L BOREN ES | EB (Current & Monitored) | 19 | 95% | 79% | 53% |
| JAMES COBLE MS | All Students | 616 | 62% | 36% | 9% |
| JAMES COBLE MS | African American | 306 | 58% | 32% | 8% |
| JAMES COBLE MS | Asian | 66 | 85% | 62% | 26% |
| JAMES COBLE MS | Hispanic | 165 | 58% | 33% | 6% |
| JAMES COBLE MS | American Indian | * | | | |
| JAMES COBLE MS | Pacific Islander | * | | | |
| JAMES COBLE MS | Two or More Races | 27 | 59% | 22% | 4% |
| JAMES COBLE MS | White | 46 | 65% | 39% | 11% |
| JAMES COBLE MS | Economically Disadv | 418 | 58% | 34% | 9% |
| JAMES COBLE MS | Special Education | 111 | 24% | 7% | 0% |
| JAMES COBLE MS | EB (Current & Monitored) | 157 | 67% | 43% | 10% |
| JANET BROCKETT ES | All Students | 175 | 59% | 33% | 17% |
| JANET BROCKETT ES | African American | 90 | 51% | 26% | 17% |
| JANET BROCKETT ES | Asian | 14 | 86% | 50% | 14% |
| JANET BROCKETT ES | Hispanic | 36 | 61% | 33% | 14% |
| JANET BROCKETT ES | Two or More Races | 13 | 62% | 31% | 15% |
| JANET BROCKETT ES | White | 22 | 73% | 55% | 27% |
| JANET BROCKETT ES | Economically Disadv | 120 | 56% | 28% | 12% |
| JANET BROCKETT ES | Special Education | 41 | 29% | 17% | 5% |
| JANET BROCKETT ES | EB (Current & Monitored) | 27 | 74% | 44% | 15% |
| JERRY KNIGHT STEM | All Students | 197 | 100% | 100% | 78% |
| JERRY KNIGHT STEM | African American | 34 | 100% | 100% | 65% |
| JERRY KNIGHT STEM | Asian | 37 | 100% | 100% | 84% |
| JERRY KNIGHT STEM | Hispanic | 38 | 100% | 100% | 82% |
| JERRY KNIGHT STEM | Pacific Islander | * | | | |
| JERRY KNIGHT STEM | Two or More Races | * | | | |
| JERRY KNIGHT STEM | White | 78 | 100% | 100% | 78% |
| JERRY KNIGHT STEM | Economically Disadv | 39 | 100% | 100% | 72% |
| JERRY KNIGHT STEM | Special Education | * | | | |
| JERRY KNIGHT STEM | EB (Current & Monitored) | 27 | 100% | 100% | 85% |

2026 Campus Math STAAR Performance by Student Groups

| Campus | Student Group | Number Tested | Approaches Grade Level | Meets Grade Level | Masters Grade Level |
|--------------------|--------------------------|---------------|------------------------|-------------------|---------------------|
| JUDY MILLER ES | All Students | 150 | 66% | 49% | 25% |
| JUDY MILLER ES | African American | 58 | 59% | 38% | 21% |
| JUDY MILLER ES | Asian | 23 | 83% | 70% | 57% |
| JUDY MILLER ES | Hispanic | 26 | 54% | 38% | 0% |
| JUDY MILLER ES | Two or More Races | * | | | |
| JUDY MILLER ES | White | 34 | 76% | 65% | 32% |
| JUDY MILLER ES | Economically Disadv | 63 | 56% | 33% | 19% |
| JUDY MILLER ES | Special Education | 38 | 21% | 8% | 3% |
| JUDY MILLER ES | EB (Current & Monitored) | 30 | 77% | 63% | 40% |
| KENNETH DAVIS ES | All Students | 181 | 66% | 38% | 11% |
| KENNETH DAVIS ES | African American | 88 | 65% | 38% | 16% |
| KENNETH DAVIS ES | Asian | * | | | |
| KENNETH DAVIS ES | Hispanic | 50 | 64% | 36% | 6% |
| KENNETH DAVIS ES | Two or More Races | * | | | |
| KENNETH DAVIS ES | White | 28 | 64% | 39% | 7% |
| KENNETH DAVIS ES | Economically Disadv | 138 | 60% | 36% | 9% |
| KENNETH DAVIS ES | Special Education | 44 | 30% | 16% | 2% |
| KENNETH DAVIS ES | EB (Current & Monitored) | 29 | 66% | 45% | 10% |
| LINDA JOBE MS | All Students | 683 | 69% | 45% | 11% |
| LINDA JOBE MS | African American | 141 | 57% | 35% | 8% |
| LINDA JOBE MS | Asian | 14 | 71% | 50% | 29% |
| LINDA JOBE MS | Hispanic | 286 | 64% | 39% | 7% |
| LINDA JOBE MS | Two or More Races | 32 | 75% | 38% | 6% |
| LINDA JOBE MS | White | 205 | 83% | 61% | 18% |
| LINDA JOBE MS | Economically Disadv | 410 | 60% | 35% | 5% |
| LINDA JOBE MS | Special Education | 128 | 23% | 6% | 1% |
| LINDA JOBE MS | EB (Current & Monitored) | 189 | 60% | 34% | 8% |
| LOUISE CABANISS ES | All Students | 154 | 68% | 53% | 19% |
| LOUISE CABANISS ES | African American | 80 | 63% | 50% | 16% |
| LOUISE CABANISS ES | Asian | 15 | 80% | 73% | 33% |
| LOUISE CABANISS ES | Hispanic | 41 | 73% | 51% | 20% |
| LOUISE CABANISS ES | Two or More Races | 11 | 64% | 45% | 27% |
| LOUISE CABANISS ES | White | * | | | |
| LOUISE CABANISS ES | Economically Disadv | 96 | 60% | 44% | 18% |
| LOUISE CABANISS ES | Special Education | 36 | 28% | 17% | 3% |
| LOUISE CABANISS ES | EB (Current & Monitored) | 28 | 86% | 68% | 21% |

2026 Campus Math STAAR Performance by Student Groups

| Campus | Student Group | Number Tested | Approaches Grade Level | Meets Grade Level | Masters Grade Level |
|---------------------|--------------------------|---------------|------------------------|-------------------|---------------------|
| MARTHA REID ES | All Students | 194 | 74% | 52% | 27% |
| MARTHA REID ES | African American | 71 | 69% | 46% | 20% |
| MARTHA REID ES | Asian | 13 | 92% | 85% | 69% |
| MARTHA REID ES | Hispanic | 43 | 65% | 44% | 26% |
| MARTHA REID ES | Two or More Races | 13 | 69% | 23% | 15% |
| MARTHA REID ES | White | 54 | 85% | 63% | 30% |
| MARTHA REID ES | Economically Disadv | 95 | 63% | 34% | 19% |
| MARTHA REID ES | Special Education | 41 | 39% | 17% | 5% |
| MARTHA REID ES | EB (Current & Monitored) | 32 | 78% | 69% | 41% |
| MARY JO SHEPPARD ES | All Students | 146 | 66% | 46% | 25% |
| MARY JO SHEPPARD ES | African American | 38 | 55% | 34% | 21% |
| MARY JO SHEPPARD ES | Asian | * | | | |
| MARY JO SHEPPARD ES | Hispanic | 47 | 57% | 36% | 26% |
| MARY JO SHEPPARD ES | Two or More Races | 12 | 92% | 67% | 50% |
| MARY JO SHEPPARD ES | White | 45 | 78% | 58% | 20% |
| MARY JO SHEPPARD ES | Economically Disadv | 78 | 60% | 38% | 24% |
| MARY JO SHEPPARD ES | Special Education | 42 | 36% | 17% | 5% |
| MARY JO SHEPPARD ES | EB (Current & Monitored) | 21 | 57% | 38% | 19% |
| MARY LILLARD IS | All Students | 694 | 88% | 60% | 26% |
| MARY LILLARD IS | African American | 300 | 83% | 56% | 20% |
| MARY LILLARD IS | Asian | 94 | 96% | 79% | 50% |
| MARY LILLARD IS | Hispanic | 133 | 88% | 49% | 17% |
| MARY LILLARD IS | American Indian | * | | | |
| MARY LILLARD IS | Pacific Islander | * | | | |
| MARY LILLARD IS | Two or More Races | 36 | 89% | 61% | 19% |
| MARY LILLARD IS | White | 127 | 94% | 65% | 31% |
| MARY LILLARD IS | Economically Disadv | 260 | 81% | 48% | 14% |
| MARY LILLARD IS | Special Education | 150 | 63% | 23% | 3% |
| MARY LILLARD IS | EB (Current & Monitored) | 103 | 89% | 63% | 33% |
| MARY ORR IS | All Students | 557 | 80% | 45% | 16% |
| MARY ORR IS | African American | 171 | 71% | 33% | 9% |
| MARY ORR IS | Asian | 35 | 91% | 69% | 40% |
| MARY ORR IS | Hispanic | 125 | 77% | 38% | 13% |
| MARY ORR IS | American Indian | * | | | |
| MARY ORR IS | Pacific Islander | * | | | |
| MARY ORR IS | Two or More Races | 38 | 76% | 45% | 18% |
| MARY ORR IS | White | 182 | 90% | 58% | 21% |
| MARY ORR IS | Economically Disadv | 232 | 69% | 26% | 6% |
| MARY ORR IS | Special Education | 140 | 52% | 14% | 4% |
| MARY ORR IS | EB (Current & Monitored) | 83 | 83% | 42% | 18% |

2026 Campus Math STAAR Performance by Student Groups

| Campus | Student Group | Number Tested | Approaches Grade Level | Meets Grade Level | Masters Grade Level |
|------------------|--------------------------|---------------|------------------------|-------------------|---------------------|
| NANCY NEAL ES | All Students | 169 | 86% | 75% | 49% |
| NANCY NEAL ES | African American | 39 | 82% | 62% | 38% |
| NANCY NEAL ES | Asian | * | | | |
| NANCY NEAL ES | Hispanic | 49 | 80% | 65% | 47% |
| NANCY NEAL ES | Two or More Races | 14 | 93% | 86% | 43% |
| NANCY NEAL ES | White | 59 | 95% | 90% | 58% |
| NANCY NEAL ES | Economically Disadv | 68 | 79% | 59% | 31% |
| NANCY NEAL ES | Special Education | 41 | 49% | 34% | 17% |
| NANCY NEAL ES | EB (Current & Monitored) | 22 | 73% | 64% | 45% |
| ROBERTA TIPPS ES | All Students | 179 | 80% | 57% | 31% |
| ROBERTA TIPPS ES | African American | 59 | 78% | 49% | 24% |
| ROBERTA TIPPS ES | Asian | 17 | 88% | 71% | 47% |
| ROBERTA TIPPS ES | Hispanic | 42 | 79% | 50% | 24% |
| ROBERTA TIPPS ES | Two or More Races | 11 | 73% | 73% | 55% |
| ROBERTA TIPPS ES | White | 50 | 84% | 64% | 34% |
| ROBERTA TIPPS ES | Economically Disadv | 86 | 69% | 41% | 17% |
| ROBERTA TIPPS ES | Special Education | 44 | 55% | 27% | 7% |
| ROBERTA TIPPS ES | EB (Current & Monitored) | 28 | 79% | 46% | 11% |
| ROGENE WORLEY MS | All Students | 526 | 67% | 44% | 15% |
| ROGENE WORLEY MS | African American | 162 | 61% | 35% | 10% |
| ROGENE WORLEY MS | Asian | 23 | 87% | 74% | 22% |
| ROGENE WORLEY MS | Hispanic | 186 | 64% | 37% | 11% |
| ROGENE WORLEY MS | American Indian | * | | | |
| ROGENE WORLEY MS | Pacific Islander | * | | | |
| ROGENE WORLEY MS | Two or More Races | 27 | 74% | 41% | 15% |
| ROGENE WORLEY MS | White | 124 | 75% | 60% | 23% |
| ROGENE WORLEY MS | Economically Disadv | 291 | 59% | 34% | 9% |
| ROGENE WORLEY MS | Special Education | 120 | 28% | 12% | 1% |
| ROGENE WORLEY MS | EB (Current & Monitored) | 109 | 60% | 43% | 12% |
| T A HOWARD MS | All Students | 609 | 58% | 32% | 5% |
| T A HOWARD MS | African American | 267 | 52% | 24% | 3% |
| T A HOWARD MS | Asian | 40 | 75% | 55% | 10% |
| T A HOWARD MS | Hispanic | 190 | 59% | 32% | 3% |
| T A HOWARD MS | Two or More Races | 34 | 56% | 38% | 6% |
| T A HOWARD MS | White | 78 | 64% | 40% | 10% |
| T A HOWARD MS | Economically Disadv | 473 | 55% | 29% | 5% |
| T A HOWARD MS | Special Education | 139 | 28% | 11% | 0% |
| T A HOWARD MS | EB (Current & Monitored) | 156 | 60% | 38% | 7% |

2026 Campus Math STAAR Performance by Student Groups

| Campus | Student Group | Number Tested | Approaches Grade Level | Meets Grade Level | Masters Grade Level |
|------------------|--------------------------|---------------|------------------------|-------------------|---------------------|
| TARVER-RENDON ES | All Students | 207 | 65% | 44% | 25% |
| TARVER-RENDON ES | African American | 14 | 43% | 21% | 7% |
| TARVER-RENDON ES | Asian | * | | | |
| TARVER-RENDON ES | Hispanic | 67 | 54% | 33% | 12% |
| TARVER-RENDON ES | Pacific Islander | * | | | |
| TARVER-RENDON ES | Two or More Races | * | | | |
| TARVER-RENDON ES | White | 119 | 74% | 54% | 34% |
| TARVER-RENDON ES | Economically Disadv | 99 | 45% | 21% | 6% |
| TARVER-RENDON ES | Special Education | 69 | 36% | 19% | 6% |
| TARVER-RENDON ES | EB (Current & Monitored) | 28 | 43% | 14% | 4% |
| THELMA JONES ES | All Students | 151 | 74% | 50% | 17% |
| THELMA JONES ES | African American | 77 | 66% | 44% | 13% |
| THELMA JONES ES | Asian | 21 | 86% | 71% | 33% |
| THELMA JONES ES | Hispanic | 31 | 77% | 45% | 23% |
| THELMA JONES ES | Pacific Islander | * | | | |
| THELMA JONES ES | Two or More Races | 12 | 83% | 58% | 8% |
| THELMA JONES ES | White | * | | | |
| THELMA JONES ES | Economically Disadv | 98 | 69% | 45% | 14% |
| THELMA JONES ES | Special Education | 20 | 45% | 20% | 0% |
| THELMA JONES ES | EB (Current & Monitored) | 35 | 80% | 60% | 29% |
| WILLIE BROWN ES | All Students | 252 | 83% | 65% | 36% |
| WILLIE BROWN ES | African American | 70 | 71% | 49% | 14% |
| WILLIE BROWN ES | Asian | 23 | 83% | 70% | 43% |
| WILLIE BROWN ES | Hispanic | 55 | 73% | 58% | 33% |
| WILLIE BROWN ES | Pacific Islander | * | | | |
| WILLIE BROWN ES | Two or More Races | 14 | 86% | 57% | 29% |
| WILLIE BROWN ES | White | 89 | 97% | 82% | 53% |
| WILLIE BROWN ES | Economically Disadv | 88 | 64% | 47% | 13% |
| WILLIE BROWN ES | Special Education | 45 | 47% | 20% | 9% |
| WILLIE BROWN ES | EB (Current & Monitored) | 27 | 74% | 67% | 30% |

2026 Campus Social Studies STAAR Performance by Student Groups

| Campus | Student Group | Number Tested | Approaches Grade Level | Meets Grade Level | Masters Grade Level |
|----------------------|--------------------------|---------------|------------------------|-------------------|---------------------|
| BROOKS WESTER MS | All Students | 337 | 69% | 41% | 19% |
| BROOKS WESTER MS | African American | 97 | 58% | 34% | 12% |
| BROOKS WESTER MS | Asian | 23 | 74% | 52% | 17% |
| BROOKS WESTER MS | Hispanic | 73 | 60% | 29% | 12% |
| BROOKS WESTER MS | American Indian | * | | | |
| BROOKS WESTER MS | Pacific Islander | * | | | |
| BROOKS WESTER MS | Two or More Races | 12 | 75% | 42% | 33% |
| BROOKS WESTER MS | White | 128 | 80% | 49% | 26% |
| BROOKS WESTER MS | Economically Disadv | 150 | 61% | 33% | 15% |
| BROOKS WESTER MS | Special Education | 62 | 24% | 8% | 6% |
| BROOKS WESTER MS | EB (Current & Monitored) | 53 | 68% | 38% | 21% |
| CHARLENE MCKINZEY MS | All Students | 510 | 75% | 46% | 21% |
| CHARLENE MCKINZEY MS | African American | 214 | 72% | 38% | 18% |
| CHARLENE MCKINZEY MS | Asian | 56 | 91% | 75% | 45% |
| CHARLENE MCKINZEY MS | Hispanic | 102 | 66% | 32% | 15% |
| CHARLENE MCKINZEY MS | Two or More Races | 35 | 86% | 49% | 6% |
| CHARLENE MCKINZEY MS | White | 102 | 80% | 58% | 27% |
| CHARLENE MCKINZEY MS | Economically Disadv | 184 | 64% | 38% | 16% |
| CHARLENE MCKINZEY MS | Special Education | 48 | 38% | 15% | 4% |
| CHARLENE MCKINZEY MS | EB (Current & Monitored) | 100 | 75% | 53% | 30% |
| DANNY JONES MS | All Students | 415 | 76% | 57% | 33% |
| DANNY JONES MS | African American | 209 | 68% | 49% | 27% |
| DANNY JONES MS | Asian | 51 | 92% | 71% | 43% |
| DANNY JONES MS | Hispanic | 71 | 79% | 55% | 30% |
| DANNY JONES MS | Two or More Races | 17 | 76% | 65% | 41% |
| DANNY JONES MS | White | 67 | 85% | 70% | 45% |
| DANNY JONES MS | Economically Disadv | 144 | 59% | 40% | 17% |
| DANNY JONES MS | Special Education | 58 | 34% | 21% | 14% |
| DANNY JONES MS | EB (Current & Monitored) | 57 | 79% | 56% | 30% |

2026 Campus Social Studies STAAR Performance by Student Groups

| Campus | Student Group | Number Tested | Approaches Grade Level | Meets Grade Level | Masters Grade Level |
|------------------|--------------------------|---------------|------------------------|-------------------|---------------------|
| JAMES COBLE MS | All Students | 367 | 62% | 34% | 20% |
| JAMES COBLE MS | African American | 168 | 60% | 29% | 13% |
| JAMES COBLE MS | Asian | 55 | 78% | 64% | 44% |
| JAMES COBLE MS | Hispanic | 100 | 52% | 27% | 18% |
| JAMES COBLE MS | American Indian | * | | | |
| JAMES COBLE MS | Pacific Islander | * | | | |
| JAMES COBLE MS | Two or More Races | 11 | 55% | 27% | 0% |
| JAMES COBLE MS | White | 30 | 80% | 33% | 20% |
| JAMES COBLE MS | Economically Disadv | 235 | 57% | 27% | 14% |
| JAMES COBLE MS | Special Education | 56 | 27% | 11% | 4% |
| JAMES COBLE MS | EB (Current & Monitored) | 117 | 65% | 44% | 23% |
| JERRY KNIGHT ST | All Students | 83 | 100% | 99% | 93% |
| JERRY KNIGHT ST | African American | 20 | 100% | 95% | 85% |
| JERRY KNIGHT ST | Asian | 12 | 100% | 100% | 100% |
| JERRY KNIGHT ST | Hispanic | 10 | 100% | 100% | 90% |
| JERRY KNIGHT ST | Two or More Races | * | | | |
| JERRY KNIGHT ST | White | 37 | 100% | 100% | 95% |
| JERRY KNIGHT ST | Economically Disadv | 14 | 100% | 100% | 79% |
| JERRY KNIGHT ST | EB (Current & Monitored) | * | | | |
| LINDA JOBE MS | All Students | 410 | 58% | 33% | 16% |
| LINDA JOBE MS | African American | 73 | 49% | 26% | 11% |
| LINDA JOBE MS | Asian | 13 | 69% | 46% | 23% |
| LINDA JOBE MS | Hispanic | 181 | 49% | 24% | 13% |
| LINDA JOBE MS | Two or More Races | 21 | 43% | 24% | 5% |
| LINDA JOBE MS | White | 121 | 77% | 52% | 24% |
| LINDA JOBE MS | Economically Disadv | 240 | 47% | 22% | 9% |
| LINDA JOBE MS | Special Education | 57 | 12% | 5% | 2% |
| LINDA JOBE MS | EB (Current & Monitored) | 122 | 47% | 23% | 11% |
| ROGENE WORLEY MS | All Students | 299 | 58% | 30% | 11% |
| ROGENE WORLEY MS | African American | 87 | 52% | 22% | 5% |
| ROGENE WORLEY MS | Asian | * | | | |
| ROGENE WORLEY MS | Hispanic | 100 | 45% | 24% | 8% |
| ROGENE WORLEY MS | Pacific Islander | * | | | |
| ROGENE WORLEY MS | Two or More Races | 15 | 47% | 0% | 0% |
| ROGENE WORLEY MS | White | 87 | 77% | 47% | 21% |
| ROGENE WORLEY MS | Economically Disadv | 139 | 42% | 18% | 4% |
| ROGENE WORLEY MS | Special Education | 52 | 17% | 4% | 0% |
| ROGENE WORLEY MS | EB (Current & Monitored) | 58 | 45% | 22% | 7% |

2026 Campus Social Studies STAAR Performance by Student Groups

| Campus | Student Group | Number Tested | Approaches Grade Level | Meets Grade Level | Masters Grade Level |
|---------------|--------------------------|---------------|------------------------|-------------------|---------------------|
| T A HOWARD MS | All Students | 323 | 43% | 9% | 2% |
| T A HOWARD MS | African American | 143 | 33% | 4% | 1% |
| T A HOWARD MS | Asian | 27 | 63% | 30% | 11% |
| T A HOWARD MS | Hispanic | 102 | 48% | 8% | 1% |
| T A HOWARD MS | Two or More Races | 15 | 47% | 7% | 0% |
| T A HOWARD MS | White | 34 | 50% | 18% | 6% |
| T A HOWARD MS | Economically Disadv | 251 | 36% | 6% | 1% |
| T A HOWARD MS | Special Education | 64 | 16% | 2% | 0% |
| T A HOWARD MS | EB (Current & Monitored) | 92 | 48% | 15% | 3% |

**2026 STAAR EOC PERFORMANCE
REGIONAL DISTRICTS COMPARISON
ALGEBRA I - ALL Testers**

| ALGEBRA I | Approaches | Meets | Masters |
|-------------------------------|------------|-----------|-----------|
| REGIONAL COMPARISON | | | |
| ARLINGTON ISD | 73 | 39 | 19 |
| BIRDVILLE ISD | 88 | 63 | 35 |
| BURLESON ISD | 83 | 53 | 29 |
| CARROLLTON-FARMERS BRANCH ISD | 74 | 46 | 26 |
| CEDAR HILL ISD | 67 | 26 | 11 |
| CROWLEY ISD | 69 | 30 | 12 |
| DUNCANVILLE ISD | 69 | 30 | 13 |
| FORT WORTH ISD | 70 | 33 | 16 |
| GARLAND ISD | 85 | 59 | 33 |
| GRAND PRAIRIE ISD | 77 | 47 | 24 |
| HURST-EULESS-BEDFORD ISD | 91 | 72 | 47 |
| IRVING ISD | 81 | 46 | 24 |
| KELLER ISD | 85 | 55 | 32 |
| MANSFIELD ISD | 91 | 75 | 52 |
| MIDLOTHIAN ISD | 90 | 72 | 43 |
| REGION -11 | 80 | 51 | 28 |
| RICHARDSON ISD | 75 | 44 | 25 |
| STATE | 82 | 54 | 30 |

Legend

MISD performed the same as OR outperformed District

District outperformed MISD

Note: Data are based on ALL Testers.



**2026 STAAR EOC PERFORMANCE
REGIONAL DISTRICTS COMPARISON
BIOLOGY - ALL Testers**

| BIOLOGY | Approaches | Meets | Masters |
|-------------------------------|------------|-----------|-----------|
| REGIONAL COMPARISON | | | |
| ARLINGTON ISD | 91 | 63 | 29 |
| BIRDVILLE ISD | 94 | 72 | 36 |
| BURLESON ISD | 95 | 75 | 39 |
| CARROLLTON-FARMERS BRANCH ISD | 90 | 62 | 28 |
| CEDAR HILL ISD | 88 | 47 | 17 |
| CROWLEY ISD | 90 | 57 | 18 |
| DUNCANVILLE ISD | 89 | 56 | 16 |
| FORT WORTH ISD | 89 | 54 | 18 |
| GARLAND ISD | 91 | 66 | 32 |
| GRAND PRAIRIE ISD | 89 | 59 | 24 |
| HURST-EULESS-BEDFORD ISD | 97 | 80 | 49 |
| IRVING ISD | 91 | 64 | 28 |
| KELLER ISD | 98 | 83 | 45 |
| MANSFIELD ISD | 96 | 77 | 40 |
| MIDLOTHIAN ISD | 97 | 81 | 43 |
| REGION 11 | 94 | 70 | 34 |
| RICHARDSON ISD | 92 | 69 | 38 |
| STATE | 93 | 71 | 35 |

Legend

MISD performed the same as OR outperformed District

District outperformed MISD

Note: Data are based on ALL Testers.

| |
|--|
| |
| |

**2026 STAAR EOC PERFORMANCE
REGIONAL DISTRICTS COMPARISON
ENGLISH I - ALL Testers**

| ENGLISH I | Approaches | Meets | Masters |
|-------------------------------|------------|-----------|-----------|
| REGIONAL COMPARISON | | | |
| ARLINGTON ISD | 61 | 45 | 9 |
| BIRDVILLE ISD | 71 | 57 | 14 |
| BURLESON ISD | 77 | 59 | 12 |
| CARROLLTON-FARMERS BRANCH ISD | 59 | 42 | 9 |
| CEDAR HILL ISD | 64 | 43 | 7 |
| CROWLEY ISD | 66 | 46 | 6 |
| DUNCANVILLE ISD | 62 | 40 | 5 |
| FORT WORTH ISD | 55 | 37 | 6 |
| GARLAND ISD | 65 | 49 | 11 |
| GRAND PRAIRIE ISD | 64 | 46 | 8 |
| HURST-EULESS-BEDFORD ISD | 80 | 68 | 22 |
| IRVING ISD | 61 | 45 | 7 |
| KELLER ISD | 86 | 74 | 18 |
| MANSFIELD ISD | 80 | 67 | 17 |
| MIDLOTHIAN ISD | 84 | 71 | 17 |
| REGION -11 | 71 | 56 | 13 |
| RICHARDSON ISD | 68 | 55 | 18 |
| STATE | 71 | 55 | 13 |

100

Legend

MISD performed the same as OR outperformed District
District outperformed MISD

Note: Data are based on ALL Testers.

| |
|---|
| ■ |
| □ |

**2026 STAAR EOC PERFORMANCE
REGIONAL DISTRICTS COMPARISON
ENGLISH II - ALL Testers**

| ENGLISH II | Approaches | Meets | Masters |
|-------------------------------|------------|-------|---------|
| REGIONAL COMPARISON | | | |
| ARLINGTON ISD | 61 | 48 | 5 |
| BIRDVILLE ISD | 70 | 60 | 9 |
| BURLESON ISD | 76 | 63 | 9 |
| CARROLLTON-FARMERS BRANCH ISD | 59 | 46 | 6 |
| CEDAR HILL ISD | 63 | 49 | 4 |
| CROWLEY ISD | 67 | 52 | 4 |
| DUNCANVILLE ISD | 63 | 46 | 4 |
| FORT WORTH ISD | 59 | 44 | 4 |
| GARLAND ISD | 67 | 55 | 8 |
| GRAND PRAIRIE ISD | 66 | 53 | 7 |
| HURST-EULESS-BEDFORD ISD | 80 | 70 | 14 |
| IRVING ISD | 62 | 49 | 4 |
| KELLER ISD | 85 | 75 | 11 |
| MANSFIELD ISD | 79 | 67 | 11 |
| MIDLOTHIAN ISD | 84 | 73 | 11 |
| REGION 11 | 72 | 59 | 8 |
| RICHARDSON ISD | 69 | 59 | 13 |
| STATE | 72 | 60 | 9 |

Legend

MISD performed the same as OR outperformed District

District outperformed MISD

Note: Data are based on ALL Testers.



**2026 STAAR EOC PERFORMANCE
REGIONAL DISTRICTS COMPARISON
US HISTORY - ALL Testers**

| US HISTORY | Approaches | Meets | Masters |
|-------------------------------|------------|-------|---------|
| REGIONAL COMPARISON | | | |
| ARLINGTON ISD | 89 | 62 | 29 |
| BIRDVILLE ISD | 94 | 73 | 41 |
| BURLESON ISD | 94 | 74 | 43 |
| CARROLLTON-FARMERS BRANCH ISD | 91 | 66 | 33 |
| CEDAR HILL ISD | 89 | 52 | 17 |
| CROWLEY ISD | 91 | 66 | 27 |
| DUNCANVILLE ISD | 93 | 64 | 25 |
| FORT WORTH ISD | 91 | 59 | 25 |
| GARLAND ISD | 92 | 69 | 37 |
| GRAND PRAIRIE ISD | 91 | 63 | 34 |
| HURST-EULESS-BEDFORD ISD | 95 | 78 | 49 |
| IRVING ISD | 91 | 66 | 31 |
| KELLER ISD | 97 | 86 | 55 |
| MANSFIELD ISD | 96 | 78 | 42 |
| MIDLOTHIAN ISD | 95 | 76 | 40 |
| REGION -11 | 93 | 70 | 37 |
| RICHARDSON ISD | 93 | 74 | 45 |
| STATE | 93 | 70 | 37 |

102

Legend

MISD performed the same as OR outperformed District

District outperformed MISD

Note: Data are based on ALL Testers.



2026 State EOC Performance by Student Groups

ALGEBRA I - All Testers

| District | Student Group | Number Tested | Approaches Grade Level | Meets Grade Level | Masters Grade Level |
|----------|---------------------|---------------|------------------------|-------------------|---------------------|
| STATE | All Students | 447994 | 82% | 54% | 30% |
| STATE | African American | 59987 | 75% | 43% | 20% |
| STATE | Asian | 25542 | 96% | 87% | 72% |
| STATE | Hispanic | 238771 | 80% | 49% | 24% |
| STATE | American Indian | 1356 | 79% | 51% | 28% |
| STATE | Pacific Islander | 770 | 81% | 53% | 28% |
| STATE | Two or More Races | 13290 | 85% | 59% | 35% |
| STATE | White | 106256 | 88% | 64% | 39% |
| STATE | Economically Disadv | 261344 | 77% | 45% | 21% |
| STATE | Special Education | 59219 | 59% | 22% | 8% |
| STATE | EB (Current) | 99005 | 73% | 37% | 15% |

Note: The Texas Education Agency had not released the statewide data for First-Time Testers at the time this report was generated. Therefore, caution is advised in comparing these data to the district and campus first-time testers data reports.

2026 State EOC Performance by Student Groups

BIOLOGY - All Testers

| District | Student Group | Number Tested | Approaches Grade Level | Meets Grade Level | Masters Grade Level |
|----------|---------------------|---------------|------------------------|-------------------|---------------------|
| STATE | All Students | 417003 | 93% | 71% | 35% |
| STATE | African American | 54484 | 91% | 61% | 25% |
| STATE | Asian | 24191 | 98% | 91% | 72% |
| STATE | Hispanic | 220744 | 92% | 64% | 26% |
| STATE | American Indian | 1267 | 93% | 68% | 32% |
| STATE | Pacific Islander | 724 | 93% | 68% | 32% |
| STATE | Two or More Races | 12438 | 95% | 79% | 44% |
| STATE | White | 101326 | 97% | 83% | 49% |
| STATE | Economically Disadv | 238826 | 91% | 61% | 24% |
| STATE | Special Education | 53443 | 81% | 36% | 9% |
| STATE | EB (Current) | 90623 | 87% | 48% | 12% |

Note: The Texas Education Agency had not released the statewide data for First-Time Testers at the time this report was generated. Therefore, caution is advised in comparing these data to the district and campus first-time testers data reports.

2026 State EOC Performance by Student Groups ENGLISH I - All Testers

| District | Student Group | Number Tested | Approaches Grade Level | Meets Grade Level | Masters Grade Level |
|----------|---------------------|---------------|------------------------|-------------------|---------------------|
| STATE | All Students | 464845 | 71% | 55% | 13% |
| STATE | African American | 62738 | 66% | 46% | 7% |
| STATE | Asian | 24822 | 89% | 83% | 43% |
| STATE | Hispanic | 254743 | 65% | 47% | 8% |
| STATE | American Indian | 1409 | 68% | 51% | 9% |
| STATE | Pacific Islander | 760 | 73% | 56% | 10% |
| STATE | Two or More Races | 13043 | 81% | 67% | 19% |
| STATE | White | 105240 | 85% | 73% | 22% |
| STATE | Economically Disadv | 278025 | 63% | 44% | 6% |
| STATE | Special Education | 61785 | 38% | 18% | 1% |
| STATE | EB (Current) | 116497 | 46% | 25% | 1% |

Note: The Texas Education Agency had not released the statewide data for First-Time Testers at the time this report was generated. Therefore, caution is advised in comparing these data to the district and campus first-time testers data reports.

2026 State EOC Performance by Student Groups ENGLISH II - All Testers

| District | Student Group | Number Tested | Approaches Grade Level | Meets Grade Level | Masters Grade Level |
|----------|---------------------|---------------|------------------------|-------------------|---------------------|
| STATE | All Students | 447273 | 72% | 60% | 9% |
| STATE | African American | 58605 | 65% | 50% | 5% |
| STATE | Asian | 24295 | 89% | 84% | 29% |
| STATE | Hispanic | 244091 | 66% | 53% | 6% |
| STATE | American Indian | 1464 | 70% | 55% | 8% |
| STATE | Pacific Islander | 753 | 74% | 60% | 8% |
| STATE | Two or More Races | 12418 | 81% | 70% | 14% |
| STATE | White | 103643 | 85% | 76% | 15% |
| STATE | Economically Disadv | 259363 | 64% | 49% | 4% |
| STATE | Special Education | 51884 | 37% | 21% | 1% |
| STATE | EB (Current) | 106988 | 46% | 29% | 1% |

Note: The Texas Education Agency had not released the statewide data for First-Time Testers at the time this report was generated. Therefore, caution is advised in comparing these data to the district and campus first-time testers data reports.

2026 District EOC Performance by Student Groups
Algebra I - First Time Testers

| District | Group | Number Tested | Approaches Grade Level | Meets Grade Level | Masters Grade Level |
|---------------|---------------------|---------------|------------------------|-------------------|---------------------|
| MANSFIELD ISD | All Students | 2820 | 94% | 80% | 55% |
| MANSFIELD ISD | African American | 1000 | 93% | 77% | 49% |
| MANSFIELD ISD | Asian | 261 | 98% | 95% | 84% |
| MANSFIELD ISD | Hispanic | 728 | 93% | 74% | 45% |
| MANSFIELD ISD | American Indian | 7 | 86% | 57% | 43% |
| MANSFIELD ISD | Pacific Islander | 8 | 75% | 75% | 75% |
| MANSFIELD ISD | Two or More Races | 140 | 94% | 83% | 64% |
| MANSFIELD ISD | White | 676 | 93% | 83% | 60% |
| MANSFIELD ISD | Economically Disadv | 1331 | 91% | 73% | 45% |
| MANSFIELD ISD | Special Education | 310 | 67% | 38% | 16% |
| MANSFIELD ISD | EB (Current) | 606 | 94% | 81% | 56% |

2026 District EOC Performance by Student Groups
BIOLOGY - First Time Testers

| District | Group | Number Tested | Approaches Grade Level | Meets Grade Level | Masters Grade Level |
|---------------|---------------------|---------------|------------------------|-------------------|---------------------|
| MANSFIELD ISD | All Students | 2836 | 97% | 79% | 41% |
| MANSFIELD ISD | African American | 1031 | 96% | 74% | 35% |
| MANSFIELD ISD | Asian | 233 | 99% | 93% | 62% |
| MANSFIELD ISD | Hispanic | 712 | 96% | 72% | 31% |
| MANSFIELD ISD | American Indian | 5 | 100% | 80% | 20% |
| MANSFIELD ISD | Pacific Islander | 6 | 100% | 83% | 33% |
| MANSFIELD ISD | Two or More Races | 151 | 98% | 83% | 46% |
| MANSFIELD ISD | White | 698 | 98% | 85% | 53% |
| MANSFIELD ISD | Economically Disadv | 1331 | 95% | 69% | 29% |
| MANSFIELD ISD | Special Education | 315 | 85% | 40% | 10% |
| MANSFIELD ISD | EB (Current) | 568 | 95% | 73% | 37% |

2026 District EOC Performance by Student Groups
ENGLISH I - First Time Testers

| District | Group | Number Tested | Approaches Grade Level | Meets Grade Level | Masters Grade Level |
|---------------|---------------------|---------------|------------------------|-------------------|---------------------|
| MANSFIELD ISD | All Students | 2814 | 88% | 75% | 19% |
| MANSFIELD ISD | African American | 1023 | 86% | 70% | 15% |
| MANSFIELD ISD | Asian | 232 | 93% | 85% | 38% |
| MANSFIELD ISD | Hispanic | 717 | 84% | 68% | 12% |
| MANSFIELD ISD | American Indian | 5 | 80% | 80% | 20% |
| MANSFIELD ISD | Pacific Islander | 6 | 83% | 83% | 17% |
| MANSFIELD ISD | Two or More Races | 149 | 93% | 85% | 19% |
| MANSFIELD ISD | White | 682 | 91% | 84% | 27% |
| MANSFIELD ISD | Economically Disadv | 1312 | 81% | 64% | 11% |
| MANSFIELD ISD | Special Education | 307 | 50% | 24% | 2% |
| MANSFIELD ISD | EB (Current) | 573 | 82% | 66% | 18% |

2026 District EOC Performance by Student Groups
ENGLISH II - First Time Testers

| District | Group | Number Tested | Approaches Grade Level | Meets Grade Level | Masters Grade Level |
|---------------|---------------------|---------------|------------------------|-------------------|---------------------|
| MANSFIELD ISD | All Students | 2840 | 84% | 72% | 12% |
| MANSFIELD ISD | African American | 1079 | 82% | 67% | 8% |
| MANSFIELD ISD | Asian | 250 | 90% | 84% | 22% |
| MANSFIELD ISD | Hispanic | 685 | 79% | 67% | 8% |
| MANSFIELD ISD | American Indian | 10 | 70% | 50% | 10% |
| MANSFIELD ISD | Pacific Islander | 7 | 57% | 43% | 0% |
| MANSFIELD ISD | Two or More Races | 117 | 88% | 76% | 15% |
| MANSFIELD ISD | White | 688 | 89% | 82% | 17% |
| MANSFIELD ISD | Economically Disadv | 1364 | 78% | 63% | 6% |
| MANSFIELD ISD | Special Education | 293 | 42% | 23% | 0% |
| MANSFIELD ISD | EB (Current) | 601 | 78% | 66% | 10% |

2026 District EOC Performance by Student Groups
U.S. HISTORY - First Time Testers

| District | Group | Number Tested | Approaches Grade Level | Meets Grade Level | Masters Grade Level |
|---------------|---------------------|---------------|------------------------|-------------------|---------------------|
| MANSFIELD ISD | All Students | 2848 | 96% | 78% | 42% |
| MANSFIELD ISD | African American | 1035 | 96% | 75% | 36% |
| MANSFIELD ISD | Asian | 273 | 97% | 85% | 57% |
| MANSFIELD ISD | Hispanic | 758 | 94% | 73% | 35% |
| MANSFIELD ISD | American Indian | 5 | 100% | 40% | 20% |
| MANSFIELD ISD | Pacific Islander | 6 | 100% | 83% | 50% |
| MANSFIELD ISD | Two or More Races | 149 | 95% | 80% | 43% |
| MANSFIELD ISD | White | 628 | 97% | 86% | 54% |
| MANSFIELD ISD | Economically Disadv | 1272 | 93% | 69% | 34% |
| MANSFIELD ISD | Special Education | 257 | 76% | 31% | 11% |
| MANSFIELD ISD | EB (Current) | 598 | 93% | 70% | 36% |

2026 Campus EOC Performance by Student Groups

ALGEBRA I- First Time Testers

| Campus | Student Group | Number Tested | Approaches Grade Level | Meets Grade Level | Masters Grade Level |
|------------------|--------------------------|---------------|------------------------|-------------------|---------------------|
| BROOKS WESTER MS | All Students | 196 | 100% | 99% | 90% |
| BROOKS WESTER MS | African American | 42 | 100% | 98% | 86% |
| BROOKS WESTER MS | Asian | 24 | 100% | 100% | 100% |
| BROOKS WESTER MS | Hispanic | 28 | 100% | 100% | 86% |
| BROOKS WESTER MS | Two or More Races | * | | | |
| BROOKS WESTER MS | White | 92 | 100% | 100% | 90% |
| BROOKS WESTER MS | Economically Disadv | 53 | 100% | 100% | 85% |
| BROOKS WESTER MS | Special Education | * | | | |
| BROOKS WESTER MS | EB (Current & Monitored) | 29 | 100% | 100% | 90% |
| CHARLENE MCKINZ | All Students | 233 | 100% | 99% | 88% |
| CHARLENE MCKINZ | African American | 75 | 100% | 99% | 84% |
| CHARLENE MCKINZ | Asian | 48 | 100% | 100% | 98% |
| CHARLENE MCKINZ | Hispanic | 39 | 97% | 97% | 77% |
| CHARLENE MCKINZ | Two or More Races | 14 | 100% | 100% | 100% |
| CHARLENE MCKINZ | White | 57 | 100% | 100% | 89% |
| CHARLENE MCKINZ | Economically Disadv | 69 | 99% | 97% | 86% |
| CHARLENE MCKINZ | Special Education | * | | | |
| CHARLENE MCKINZ | EB (Current & Monitored) | 60 | 98% | 98% | 93% |
| DANNY JONES MID | All Students | 168 | 100% | 95% | 68% |
| DANNY JONES MID | African American | 64 | 100% | 94% | 64% |
| DANNY JONES MID | Asian | 36 | 100% | 94% | 83% |
| DANNY JONES MID | Hispanic | 26 | 100% | 100% | 58% |
| DANNY JONES MID | Two or More Races | * | | | |
| DANNY JONES MID | White | 35 | 100% | 94% | 66% |
| DANNY JONES MID | Economically Disadv | 39 | 100% | 95% | 64% |
| DANNY JONES MID | Special Education | * | | | |
| DANNY JONES MID | EB (Current & Monitored) | 28 | 100% | 93% | 68% |
| EARLY COLLEGE HS | All Students | 18 | 100% | 100% | 94% |
| EARLY COLLEGE HS | African American | 10 | 100% | 100% | 90% |
| EARLY COLLEGE HS | Asian | * | | | |
| EARLY COLLEGE HS | Hispanic | * | | | |
| EARLY COLLEGE HS | Two or More Races | * | | | |
| EARLY COLLEGE HS | White | * | | | |
| EARLY COLLEGE HS | Economically Disadv | * | | | |
| EARLY COLLEGE HS | Special Education | * | | | |
| EARLY COLLEGE HS | EB (Current & Monitored) | * | | | |

2026 Campus EOC Performance by Student Groups

ALGEBRA I- First Time Testers

| Campus | Student Group | Number Tested | Approaches Grade Level | Meets Grade Level | Masters Grade Level |
|-----------------|--------------------------|---------------|------------------------|-------------------|---------------------|
| JAMES COBLE MID | All Students | 69 | 100% | 97% | 94% |
| JAMES COBLE MID | African American | 16 | 100% | 94% | 88% |
| JAMES COBLE MID | Asian | 29 | 100% | 100% | 97% |
| JAMES COBLE MID | Hispanic | 15 | 100% | 93% | 93% |
| JAMES COBLE MID | Two or More Races | * | | | |
| JAMES COBLE MID | White | * | | | |
| JAMES COBLE MID | Economically Disadv | * | | | |
| JAMES COBLE MID | Special Education | 31 | 100% | 97% | 94% |
| JAMES COBLE MID | EB (Current & Monitored) | 36 | 100% | 100% | 100% |
| <hr/> | | | | | |
| LAKE RIDGE HS | All Students | 416 | 93% | 83% | 57% |
| LAKE RIDGE HS | African American | 191 | 91% | 83% | 55% |
| LAKE RIDGE HS | Asian | 31 | 100% | 97% | 74% |
| LAKE RIDGE HS | Hispanic | 88 | 93% | 76% | 51% |
| LAKE RIDGE HS | Two or More Races | 30 | 97% | 90% | 67% |
| LAKE RIDGE HS | White | 75 | 96% | 84% | 57% |
| LAKE RIDGE HS | Economically Disadv | 163 | 91% | 77% | 50% |
| LAKE RIDGE HS | Special Education | 59 | 73% | 53% | 22% |
| LAKE RIDGE HS | EB (Current & Monitored) | 60 | 95% | 82% | 57% |
| <hr/> | | | | | |
| LINDA JOBE MIDD | All Students | 127 | 100% | 99% | 87% |
| LINDA JOBE MIDD | African American | 15 | 100% | 93% | 87% |
| LINDA JOBE MIDD | Asian | * | | | |
| LINDA JOBE MIDD | Hispanic | 44 | 100% | 100% | 80% |
| LINDA JOBE MIDD | Two or More Races | * | | | |
| LINDA JOBE MIDD | White | 55 | 100% | 100% | 91% |
| LINDA JOBE MIDD | Economically Disadv | 49 | 100% | 98% | 82% |
| LINDA JOBE MIDD | Special Education | * | | | |
| LINDA JOBE MIDD | EB (Current & Monitored) | 28 | 100% | 100% | 86% |
| <hr/> | | | | | |
| LEGACY HS | All Students | 323 | 87% | 64% | 27% |
| LEGACY HS | African American | 66 | 91% | 65% | 30% |
| LEGACY HS | Asian | 11 | 100% | 91% | 45% |
| LEGACY HS | Hispanic | 128 | 88% | 62% | 23% |
| LEGACY HS | Two or More Races | 16 | 88% | 50% | 31% |
| LEGACY HS | White | 100 | 83% | 66% | 29% |
| LEGACY HS | Economically Disadv | 193 | 83% | 63% | 25% |
| LEGACY HS | Special Education | 54 | 54% | 30% | 9% |
| LEGACY HS | EB (Current & Monitored) | 86 | 91% | 65% | 23% |

2026 Campus EOC Performance by Student Groups

ALGEBRA I- First Time Testers

| Campus | Student Group | Number Tested | Approaches Grade Level | Meets Grade Level | Masters Grade Level |
|-----------------|--------------------------|---------------|------------------------|-------------------|---------------------|
| MANSFIELD HS | All Students | 441 | 88% | 61% | 30% |
| MANSFIELD HS | African American | 140 | 89% | 59% | 22% |
| MANSFIELD HS | Asian | 12 | 92% | 75% | 50% |
| MANSFIELD HS | Hispanic | 137 | 89% | 55% | 27% |
| MANSFIELD HS | Two or More Races | 19 | 84% | 68% | 42% |
| MANSFIELD HS | White | 129 | 88% | 67% | 37% |
| MANSFIELD HS | Economically Disadv | 187 | 82% | 50% | 20% |
| MANSFIELD HS | Special Education | 67 | 61% | 30% | 10% |
| MANSFIELD HS | EB (Current & Monitored) | 73 | 85% | 58% | 27% |
| ROGENE WORLEY M | All Students | 80 | 100% | 98% | 84% |
| ROGENE WORLEY M | African American | 18 | 100% | 100% | 83% |
| ROGENE WORLEY M | Asian | * | | | |
| ROGENE WORLEY M | Hispanic | 17 | 100% | 100% | 88% |
| ROGENE WORLEY M | Two or More Races | * | | | |
| ROGENE WORLEY M | White | 41 | 100% | 95% | 80% |
| ROGENE WORLEY M | Economically Disadv | 22 | 100% | 100% | 82% |
| ROGENE WORLEY M | Special Education | * | | | |
| ROGENE WORLEY M | EB (Current & Monitored) | 10 | 100% | 100% | 90% |
| SUMMIT HS | All Students | 359 | 93% | 74% | 42% |
| SUMMIT HS | African American | 174 | 95% | 72% | 37% |
| SUMMIT HS | Asian | 17 | 94% | 88% | 76% |
| SUMMIT HS | Hispanic | 108 | 94% | 70% | 39% |
| SUMMIT HS | Two or More Races | 17 | 88% | 82% | 47% |
| SUMMIT HS | White | 41 | 88% | 78% | 51% |
| SUMMIT HS | Economically Disadv | 262 | 92% | 70% | 41% |
| SUMMIT HS | Special Education | 61 | 74% | 34% | 15% |
| SUMMIT HS | EB (Current & Monitored) | 83 | 96% | 81% | 48% |
| T A HOWARD MIDD | All Students | 65 | 100% | 78% | 38% |
| T A HOWARD MIDD | African American | 21 | 100% | 76% | 29% |
| T A HOWARD MIDD | Asian | 10 | 100% | 100% | 80% |
| T A HOWARD MIDD | Hispanic | 21 | 100% | 81% | 29% |
| T A HOWARD MIDD | Two or More Races | * | | | |
| T A HOWARD MIDD | White | * | | | |
| T A HOWARD MIDD | Economically Disadv | 37 | 100% | 84% | 35% |
| T A HOWARD MIDD | Special Education | * | | | |
| T A HOWARD MIDD | EB (Current & Monitored) | 27 | 100% | 78% | 41% |

2026 Campus EOC Performance by Student Groups
ALGEBRA I- First Time Testers

| Campus | Student Group | Number Tested | Approaches Grade Level | Meets Grade Level | Masters Grade Level |
|---------------|--------------------------|----------------------|-------------------------------|--------------------------|----------------------------|
| TIMBERVIEW HS | All Students | 324 | 89% | 72% | 46% |
| TIMBERVIEW HS | African American | 168 | 89% | 68% | 41% |
| TIMBERVIEW HS | Asian | 30 | 93% | 87% | 73% |
| TIMBERVIEW HS | Hispanic | 74 | 91% | 73% | 47% |
| TIMBERVIEW HS | Two or More Races | 18 | 100% | 89% | 61% |
| TIMBERVIEW HS | White | 33 | 82% | 64% | 36% |
| TIMBERVIEW HS | Economically Disadv | 217 | 88% | 68% | 41% |
| TIMBERVIEW HS | Special Education | 56 | 68% | 39% | 18% |
| TIMBERVIEW HS | EB (Current & Monitored) | 82 | 88% | 76% | 48% |

2026 Campus EOC Performance by Student Groups

BIOLOGY- First Time Testers

| Campus | Student Group | Number Tested | Approaches Grade Level | Meets Grade Level | Masters Grade Level |
|------------------------|--------------------------|---------------|------------------------|-------------------|---------------------|
| EARLY COLLEGE HS | All Students | 64 | 100% | 100% | 88% |
| EARLY COLLEGE HS | African American | 26 | 100% | 100% | 85% |
| EARLY COLLEGE HS | Asian | 13 | 100% | 100% | 85% |
| EARLY COLLEGE HS | Hispanic | * | | | |
| EARLY COLLEGE HS | Two or More Races | * | | | |
| EARLY COLLEGE HS | White | 12 | 100% | 100% | 92% |
| EARLY COLLEGE HS | Economically Disadv | 32 | 100% | 100% | 91% |
| EARLY COLLEGE HS | Special Education | * | | | |
| EARLY COLLEGE HS | EB (Current & Monitored) | 18 | 100% | 100% | 83% |
| FRONTIER STEM ACADEMY | All Students | 51 | 100% | 100% | 94% |
| FRONTIER STEM ACADEMY | African American | 13 | 100% | 100% | 100% |
| FRONTIER STEM ACADEMY | Asian | * | | | |
| FRONTIER STEM ACADEMY | Hispanic | 10 | 100% | 100% | 90% |
| FRONTIER STEM ACADEMY | Two or More Races | * | | | |
| FRONTIER STEM ACADEMY | White | 17 | 100% | 100% | 88% |
| FRONTIER STEM ACADEMY | Economically Disadv | 14 | 100% | 100% | 86% |
| FRONTIER STEM ACADEMY | Special Education | * | | | |
| FRONTIER STEM ACADEMY | EB (Current & Monitored) | 14 | 100% | 100% | 93% |
| JERRY KNIGHT STEM ACAD | All Students | 84 | 100% | 100% | 99% |
| JERRY KNIGHT STEM ACAD | African American | 20 | 100% | 100% | 95% |
| JERRY KNIGHT STEM ACAD | Asian | 12 | 100% | 100% | 100% |
| JERRY KNIGHT STEM ACAD | Hispanic | 10 | 100% | 100% | 100% |
| JERRY KNIGHT STEM ACAD | Two or More Races | * | | | |
| JERRY KNIGHT STEM ACAD | White | 38 | 100% | 100% | 100% |
| JERRY KNIGHT STEM ACAD | Economically Disadv | 15 | 100% | 100% | 100% |
| JERRY KNIGHT STEM ACAD | Special Education | * | | | |
| JERRY KNIGHT STEM ACAD | EB (Current & Monitored) | * | | | |
| LAKE RIDGE HS | All Students | 652 | 98% | 83% | 44% |
| LAKE RIDGE HS | African American | 284 | 98% | 78% | 39% |
| LAKE RIDGE HS | Asian | 82 | 98% | 93% | 57% |
| LAKE RIDGE HS | Hispanic | 116 | 96% | 81% | 31% |
| LAKE RIDGE HS | Two or More Races | 41 | 100% | 83% | 44% |
| LAKE RIDGE HS | White | 127 | 98% | 91% | 57% |
| LAKE RIDGE HS | Economically Disadv | 214 | 96% | 72% | 29% |
| LAKE RIDGE HS | Special Education | 62 | 85% | 50% | 10% |
| LAKE RIDGE HS | EB (Current & Monitored) | 96 | 95% | 84% | 36% |

2026 Campus EOC Performance by Student Groups

BIOLOGY- First Time Testers

| Campus | Student Group | Number Tested | Approaches Grade Level | Meets Grade Level | Masters Grade Level |
|---------------|--------------------------|---------------|------------------------|-------------------|---------------------|
| LEGACY HS | All Students | 485 | 96% | 71% | 34% |
| LEGACY HS | African American | 89 | 89% | 66% | 24% |
| LEGACY HS | Asian | 17 | 100% | 88% | 53% |
| LEGACY HS | Hispanic | 172 | 96% | 60% | 24% |
| LEGACY HS | Two or More Races | 25 | 92% | 80% | 36% |
| LEGACY HS | White | 181 | 99% | 82% | 46% |
| LEGACY HS | Economically Disadv | 233 | 92% | 58% | 21% |
| LEGACY HS | Special Education | 57 | 84% | 25% | 4% |
| LEGACY HS | EB (Current & Monitored) | 111 | 94% | 57% | 21% |
| MANSFIELD HS | All Students | 636 | 97% | 81% | 41% |
| MANSFIELD HS | African American | 179 | 96% | 73% | 28% |
| MANSFIELD HS | Asian | 34 | 100% | 97% | 65% |
| MANSFIELD HS | Hispanic | 170 | 98% | 76% | 32% |
| MANSFIELD HS | Two or More Races | 30 | 100% | 83% | 50% |
| MANSFIELD HS | White | 218 | 97% | 87% | 53% |
| MANSFIELD HS | Economically Disadv | 236 | 95% | 68% | 25% |
| MANSFIELD HS | Special Education | 69 | 87% | 36% | 12% |
| MANSFIELD HS | EB (Current & Monitored) | 109 | 97% | 76% | 39% |
| SUMMIT HS | All Students | 463 | 96% | 71% | 28% |
| SUMMIT HS | African American | 221 | 96% | 70% | 25% |
| SUMMIT HS | Asian | 19 | 100% | 84% | 42% |
| SUMMIT HS | Hispanic | 134 | 95% | 69% | 23% |
| SUMMIT HS | Two or More Races | 20 | 95% | 70% | 25% |
| SUMMIT HS | White | 67 | 96% | 73% | 42% |
| SUMMIT HS | Economically Disadv | 323 | 95% | 67% | 23% |
| SUMMIT HS | Special Education | 64 | 81% | 39% | 9% |
| SUMMIT HS | EB (Current & Monitored) | 109 | 96% | 67% | 28% |
| TIMBERVIEW HS | All Students | 398 | 95% | 76% | 37% |
| TIMBERVIEW HS | African American | 199 | 96% | 72% | 33% |
| TIMBERVIEW HS | Asian | 49 | 98% | 90% | 57% |
| TIMBERVIEW HS | Hispanic | 89 | 91% | 74% | 39% |
| TIMBERVIEW HS | Two or More Races | 23 | 100% | 87% | 43% |
| TIMBERVIEW HS | White | 37 | 95% | 73% | 27% |
| TIMBERVIEW HS | Economically Disadv | 262 | 95% | 73% | 32% |
| TIMBERVIEW HS | Special Education | 59 | 86% | 46% | 14% |
| TIMBERVIEW HS | EB (Current & Monitored) | 101 | 93% | 72% | 41% |

2026 Campus EOC Performance by Student Groups

ENGLISH I - First Time Testers

| Campus | Student Group | Number Tested | Approaches Grade Level | Meets Grade Level | Masters Grade Level |
|-----------------------|--------------------------|---------------|------------------------|-------------------|---------------------|
| EARLY COLLEGE HS | All Students | 74 | 100% | 100% | 53% |
| EARLY COLLEGE HS | African American | 30 | 100% | 100% | 53% |
| EARLY COLLEGE HS | Asian | 14 | 100% | 100% | 71% |
| EARLY COLLEGE HS | Hispanic | 10 | 100% | 100% | 60% |
| EARLY COLLEGE HS | Two or More Races | * | | | |
| EARLY COLLEGE HS | White | 16 | 100% | 100% | 31% |
| EARLY COLLEGE HS | Economically Disadv | 36 | 100% | 100% | 58% |
| EARLY COLLEGE HS | Special Education | * | | | |
| EARLY COLLEGE HS | EB (Current & Monitored) | 22 | 100% | 100% | 50% |
| FRONTIER STEM ACADEMY | All Students | 90 | 100% | 100% | 74% |
| FRONTIER STEM ACADEMY | African American | 22 | 100% | 100% | 73% |
| FRONTIER STEM ACADEMY | Asian | 18 | 100% | 100% | 89% |
| FRONTIER STEM ACADEMY | Hispanic | 16 | 100% | 100% | 75% |
| FRONTIER STEM ACADEMY | Two or More Races | * | | | |
| FRONTIER STEM ACADEMY | White | 29 | 100% | 100% | 66% |
| FRONTIER STEM ACADEMY | Economically Disadv | 20 | 100% | 100% | 75% |
| FRONTIER STEM ACADEMY | Special Education | * | | | |
| FRONTIER STEM ACADEMY | EB (Current & Monitored) | 24 | 100% | 100% | 67% |
| LAKE RIDGE HS | All Students | 648 | 90% | 79% | 24% |
| LAKE RIDGE HS | African American | 281 | 91% | 76% | 19% |
| LAKE RIDGE HS | Asian | 81 | 90% | 84% | 42% |
| LAKE RIDGE HS | Hispanic | 121 | 86% | 72% | 20% |
| LAKE RIDGE HS | Two or More Races | 41 | 93% | 83% | 17% |
| LAKE RIDGE HS | White | 122 | 92% | 86% | 30% |
| LAKE RIDGE HS | Economically Disadv | 211 | 84% | 70% | 12% |
| LAKE RIDGE HS | Special Education | 58 | 59% | 28% | 2% |
| LAKE RIDGE HS | EB (Current & Monitored) | 93 | 83% | 69% | 22% |
| LEGACY HS | All Students | 494 | 85% | 73% | 16% |
| LEGACY HS | African American | 89 | 89% | 72% | 8% |
| LEGACY HS | Asian | 18 | 94% | 83% | 39% |
| LEGACY HS | Hispanic | 174 | 77% | 62% | 6% |
| LEGACY HS | Two or More Races | 24 | 92% | 83% | 13% |
| LEGACY HS | White | 188 | 90% | 82% | 27% |
| LEGACY HS | Economically Disadv | 233 | 75% | 59% | 6% |
| LEGACY HS | Special Education | 56 | 38% | 21% | 2% |
| LEGACY HS | EB (Current & Monitored) | 115 | 74% | 57% | 10% |

2026 Campus EOC Performance by Student Groups

ENGLISH I - First Time Testers

| Campus | Student Group | Number Tested | Approaches Grade Level | Meets Grade Level | Masters Grade Level |
|---------------|--------------------------|---------------|------------------------|-------------------|---------------------|
| MANSFIELD HS | All Students | 648 | 88% | 75% | 17% |
| MANSFIELD HS | African American | 181 | 82% | 64% | 9% |
| MANSFIELD HS | Asian | 32 | 97% | 94% | 31% |
| MANSFIELD HS | Hispanic | 172 | 85% | 66% | 10% |
| MANSFIELD HS | Two or More Races | 32 | 91% | 84% | 16% |
| MANSFIELD HS | White | 226 | 93% | 87% | 25% |
| MANSFIELD HS | Economically Disadv | 233 | 79% | 58% | 9% |
| MANSFIELD HS | Special Education | 70 | 51% | 23% | 0% |
| MANSFIELD HS | EB (Current & Monitored) | 109 | 83% | 67% | 20% |
| SUMMIT HS | All Students | 469 | 85% | 69% | 10% |
| SUMMIT HS | African American | 224 | 85% | 65% | 10% |
| SUMMIT HS | Asian | 24 | 83% | 75% | 13% |
| SUMMIT HS | Hispanic | 137 | 86% | 68% | 6% |
| SUMMIT HS | Two or More Races | 21 | 86% | 81% | 14% |
| SUMMIT HS | White | 61 | 82% | 77% | 21% |
| SUMMIT HS | Economically Disadv | 320 | 82% | 62% | 8% |
| SUMMIT HS | Special Education | 62 | 48% | 16% | 2% |
| SUMMIT HS | EB (Current & Monitored) | 111 | 83% | 66% | 10% |
| TIMBERVIEW HS | All Students | 389 | 84% | 67% | 12% |
| TIMBERVIEW HS | African American | 195 | 80% | 62% | 11% |
| TIMBERVIEW HS | Asian | 45 | 93% | 78% | 18% |
| TIMBERVIEW HS | Hispanic | 87 | 85% | 68% | 7% |
| TIMBERVIEW HS | Two or More Races | 22 | 100% | 91% | 18% |
| TIMBERVIEW HS | White | 39 | 85% | 64% | 15% |
| TIMBERVIEW HS | Economically Disadv | 258 | 80% | 61% | 8% |
| TIMBERVIEW HS | Special Education | 57 | 51% | 26% | 2% |
| TIMBERVIEW HS | EB (Current & Monitored) | 99 | 83% | 61% | 10% |

2026 Campus EOC Performance by Student Groups

ENGLISH II - First Time Testers

| Campus | Student Group | Number Tested | Approaches Grade Level | Meets Grade Level | Masters Grade Level |
|-----------------------|--------------------------|---------------|------------------------|-------------------|---------------------|
| EARLY COLLEGE HS | All Students | 81 | 99% | 96% | 30% |
| EARLY COLLEGE HS | African American | 33 | 100% | 100% | 21% |
| EARLY COLLEGE HS | Asian | 19 | 100% | 89% | 37% |
| EARLY COLLEGE HS | Hispanic | 14 | 93% | 93% | 29% |
| EARLY COLLEGE HS | Two or More Races | * | | | |
| EARLY COLLEGE HS | White | 12 | 100% | 100% | 42% |
| EARLY COLLEGE HS | Economically Disadv | 38 | 100% | 97% | 21% |
| EARLY COLLEGE HS | Special Education | * | | | |
| EARLY COLLEGE HS | EB (Current & Monitored) | 30 | 100% | 93% | 33% |
| FRONTIER STEM ACADEMY | All Students | 99 | 100% | 100% | 57% |
| FRONTIER STEM ACADEMY | African American | 34 | 100% | 100% | 50% |
| FRONTIER STEM ACADEMY | Asian | 21 | 100% | 100% | 62% |
| FRONTIER STEM ACADEMY | Hispanic | * | | | |
| FRONTIER STEM ACADEMY | Two or More Races | * | | | |
| FRONTIER STEM ACADEMY | White | 34 | 100% | 100% | 56% |
| FRONTIER STEM ACADEMY | Economically Disadv | 24 | 100% | 100% | 38% |
| FRONTIER STEM ACADEMY | Special Education | * | | | |
| FRONTIER STEM ACADEMY | EB (Current & Monitored) | 23 | 100% | 100% | 57% |
| LAKE RIDGE HS | All Students | 668 | 86% | 75% | 11% |
| LAKE RIDGE HS | African American | 336 | 84% | 71% | 9% |
| LAKE RIDGE HS | Asian | 73 | 86% | 77% | 18% |
| LAKE RIDGE HS | Hispanic | 122 | 89% | 76% | 11% |
| LAKE RIDGE HS | Two or More Races | 22 | 91% | 86% | 14% |
| LAKE RIDGE HS | White | 113 | 88% | 82% | 15% |
| LAKE RIDGE HS | Economically Disadv | 225 | 78% | 64% | 7% |
| LAKE RIDGE HS | Special Education | 64 | 41% | 27% | 0% |
| LAKE RIDGE HS | EB (Current & Monitored) | 93 | 85% | 73% | 13% |
| LEGACY HS | All Students | 490 | 84% | 73% | 7% |
| LEGACY HS | African American | 97 | 85% | 69% | 2% |
| LEGACY HS | Asian | 18 | 94% | 89% | 22% |
| LEGACY HS | Hispanic | 173 | 75% | 63% | 6% |
| LEGACY HS | Two or More Races | 25 | 88% | 68% | 16% |
| LEGACY HS | White | 175 | 91% | 84% | 8% |
| LEGACY HS | Economically Disadv | 240 | 77% | 64% | 5% |
| LEGACY HS | Special Education | 57 | 40% | 23% | 0% |
| LEGACY HS | EB (Current & Monitored) | 112 | 68% | 56% | 4% |

2026 Campus EOC Performance by Student Groups

ENGLISH II - First Time Testers

| Campus | Student Group | Number Tested | Approaches Grade Level | Meets Grade Level | Masters Grade Level |
|---------------|--------------------------|---------------|------------------------|-------------------|---------------------|
| MANSFIELD HS | All Students | 630 | 86% | 76% | 14% |
| MANSFIELD HS | African American | 181 | 84% | 70% | 6% |
| MANSFIELD HS | Asian | 34 | 97% | 97% | 26% |
| MANSFIELD HS | Hispanic | 155 | 79% | 70% | 10% |
| MANSFIELD HS | Two or More Races | 26 | 85% | 73% | 19% |
| MANSFIELD HS | White | 230 | 91% | 83% | 22% |
| MANSFIELD HS | Economically Disadv | 262 | 81% | 67% | 7% |
| MANSFIELD HS | Special Education | 61 | 49% | 28% | 0% |
| MANSFIELD HS | EB (Current & Monitored) | 105 | 82% | 71% | 9% |
| SUMMIT HS | All Students | 465 | 77% | 61% | 5% |
| SUMMIT HS | African American | 202 | 74% | 56% | 4% |
| SUMMIT HS | Asian | 32 | 72% | 69% | 16% |
| SUMMIT HS | Hispanic | 120 | 79% | 61% | 3% |
| SUMMIT HS | Two or More Races | 18 | 94% | 78% | 6% |
| SUMMIT HS | White | 89 | 79% | 67% | 9% |
| SUMMIT HS | Economically Disadv | 317 | 74% | 57% | 4% |
| SUMMIT HS | Special Education | 58 | 29% | 12% | 0% |
| SUMMIT HS | EB (Current & Monitored) | 131 | 71% | 56% | 5% |
| TIMBERVIEW HS | All Students | 389 | 80% | 63% | 6% |
| TIMBERVIEW HS | African American | 193 | 76% | 58% | 5% |
| TIMBERVIEW HS | Asian | 53 | 92% | 85% | 9% |
| TIMBERVIEW HS | Hispanic | 87 | 78% | 61% | 5% |
| TIMBERVIEW HS | Two or More Races | 18 | 78% | 67% | 6% |
| TIMBERVIEW HS | White | 33 | 88% | 70% | 9% |
| TIMBERVIEW HS | Economically Disadv | 249 | 76% | 57% | 3% |
| TIMBERVIEW HS | Special Education | 52 | 48% | 21% | 0% |
| TIMBERVIEW HS | EB (Current & Monitored) | 99 | 82% | 64% | 4% |

2026 Campus EOC Performance by Student Groups

U.S. HISTORY - First Time Testers

| Campus | Student Group | Number Tested | Approaches Grade Level | Meets Grade Level | Masters Grade Level |
|-----------------------|--------------------------|---------------|------------------------|-------------------|---------------------|
| EARLY COLLEGE HS | All Students | 78 | 100% | 95% | 62% |
| EARLY COLLEGE HS | African American | 30 | 100% | 93% | 67% |
| EARLY COLLEGE HS | Asian | 19 | 100% | 100% | 58% |
| EARLY COLLEGE HS | Hispanic | 14 | 100% | 86% | 50% |
| EARLY COLLEGE HS | Two or More Races | * | | | |
| EARLY COLLEGE HS | White | 12 | 100% | 100% | 67% |
| EARLY COLLEGE HS | Economically Disadv | 36 | 100% | 94% | 58% |
| EARLY COLLEGE HS | Special Education | * | | | |
| EARLY COLLEGE HS | EB (Current & Monitored) | 30 | 100% | 100% | 70% |
| FRONTIER STEM ACADEMY | All Students | 79 | 100% | 100% | 91% |
| FRONTIER STEM ACADEMY | African American | 30 | 100% | 100% | 87% |
| FRONTIER STEM ACADEMY | Asian | 14 | 100% | 100% | 93% |
| FRONTIER STEM ACADEMY | Hispanic | * | | | |
| FRONTIER STEM ACADEMY | Two or More Races | * | | | |
| FRONTIER STEM ACADEMY | White | 22 | 100% | 100% | 91% |
| FRONTIER STEM ACADEMY | Economically Disadv | 16 | 100% | 100% | 100% |
| FRONTIER STEM ACADEMY | Special Education | * | | | |
| FRONTIER STEM ACADEMY | EB (Current & Monitored) | 13 | 100% | 100% | 85% |
| LAKE RIDGE HS | All Students | 672 | 96% | 80% | 39% |
| LAKE RIDGE HS | African American | 294 | 98% | 78% | 33% |
| LAKE RIDGE HS | Asian | 72 | 97% | 83% | 51% |
| LAKE RIDGE HS | Hispanic | 131 | 95% | 73% | 34% |
| LAKE RIDGE HS | Two or More Races | 46 | 93% | 83% | 37% |
| LAKE RIDGE HS | White | 127 | 96% | 86% | 54% |
| LAKE RIDGE HS | Economically Disadv | 205 | 95% | 69% | 26% |
| LAKE RIDGE HS | Special Education | 50 | 72% | 24% | 12% |
| LAKE RIDGE HS | EB (Current & Monitored) | 93 | 95% | 69% | 31% |
| LEGACY HS | All Students | 520 | 95% | 77% | 45% |
| LEGACY HS | African American | 99 | 92% | 74% | 34% |
| LEGACY HS | Asian | 24 | 96% | 75% | 58% |
| LEGACY HS | Hispanic | 194 | 94% | 73% | 38% |
| LEGACY HS | Two or More Races | 21 | 95% | 76% | 38% |
| LEGACY HS | White | 181 | 98% | 85% | 57% |
| LEGACY HS | Economically Disadv | 231 | 91% | 67% | 37% |
| LEGACY HS | Special Education | 53 | 70% | 26% | 11% |
| LEGACY HS | EB (Current & Monitored) | 131 | 94% | 68% | 31% |

2026 Campus EOC Performance by Student Groups

U.S. HISTORY - First Time Testers

| Campus | Student Group | Number Tested | Approaches Grade Level | Meets Grade Level | Masters Grade Level |
|---------------|--------------------------|---------------|------------------------|-------------------|---------------------|
| MANSFIELD HS | All Students | 613 | 97% | 80% | 43% |
| MANSFIELD HS | African American | 164 | 95% | 73% | 35% |
| MANSFIELD HS | Asian | 53 | 96% | 77% | 51% |
| MANSFIELD HS | Hispanic | 162 | 97% | 73% | 33% |
| MANSFIELD HS | Two or More Races | 33 | 100% | 82% | 52% |
| MANSFIELD HS | White | 200 | 99% | 91% | 53% |
| MANSFIELD HS | Economically Disadv | 218 | 94% | 69% | 32% |
| MANSFIELD HS | Special Education | 55 | 80% | 40% | 11% |
| MANSFIELD HS | EB (Current & Monitored) | 98 | 96% | 65% | 34% |
| SUMMIT HS | All Students | 407 | 94% | 71% | 35% |
| SUMMIT HS | African American | 181 | 95% | 66% | 30% |
| SUMMIT HS | Asian | 28 | 93% | 89% | 50% |
| SUMMIT HS | Hispanic | 126 | 94% | 74% | 36% |
| SUMMIT HS | Two or More Races | 25 | 88% | 72% | 40% |
| SUMMIT HS | White | 45 | 91% | 73% | 40% |
| SUMMIT HS | Economically Disadv | 279 | 92% | 67% | 32% |
| SUMMIT HS | Special Education | 52 | 79% | 27% | 8% |
| SUMMIT HS | EB (Current & Monitored) | 98 | 92% | 69% | 29% |
| TIMBERVIEW HS | All Students | 444 | 95% | 77% | 41% |
| TIMBERVIEW HS | African American | 225 | 96% | 76% | 38% |
| TIMBERVIEW HS | Asian | 62 | 97% | 89% | 65% |
| TIMBERVIEW HS | Hispanic | 106 | 92% | 77% | 35% |
| TIMBERVIEW HS | Two or More Races | 15 | 100% | 87% | 40% |
| TIMBERVIEW HS | White | 33 | 88% | 67% | 45% |
| TIMBERVIEW HS | Economically Disadv | 258 | 94% | 74% | 38% |
| TIMBERVIEW HS | Special Education | 46 | 80% | 37% | 15% |
| TIMBERVIEW HS | EB (Current & Monitored) | 118 | 89% | 76% | 41% |

Mansfield ISD

2026 Performance




Presented by **FERNANDO BENAVIDES & DR. TAMEKA PATTON**

June 23, 2026

Vision 2030

Mansfield Independent School District



Mission To inspire and educate students to be productive citizens.

A destination district committed to excellence.

Vision

Values

- Students First
- Continuous Improvement
- Integrity
- Communication
- Positive Relationships
- Resiliency



Motto

MISD: A great place to live, learn, and teach.

Guiding Statements

1. Students will read on level or higher by the beginning of third grade and will remain on level or higher as an MISD student.
2. Students will demonstrate mastery of Algebra II by the end of eleventh grade.
3. Students will graduate life ready.
4. Students will graduate college and/or career ready.



STAAR Performance Measures



Masters



Performance in this category indicates that students are expected to succeed in the next grade or course with little or no intervention.

Meets



Performance in this category indicates that students have a high likelihood of success in the next grade or course but may need some short-term targeted intervention.

Approaches



Performance in this category indicates that students are likely to succeed in the next grade or course with targeted intervention.

DNM



Performance in this category indicates that students are unlikely to succeed in the next grade or course without significant intervention.

Organization of Data

Peer District Comparison

Data



Peer Districts have similar:

- % of Economically Disadvantaged Students
- Student Enrollment
- Mobility Rate
- % of Emergent Bilingual & Special Education Students

Historical Data at % Meets



- 4 Years of Performance Data
- Post STAAR 2.0

Student Performance by Student Groups



- Data is Aggregated by Grade Band
- 8 Student Groups



STAAR Preliminary

Grades 3-8



3rd Grade Regional Comparison

| GRADE 3 | READING | | | MATHEMATICS | | |
|-------------------------------|------------|-------|---------|-------------|-------|---------|
| | Approaches | Meets | Masters | Approaches | Meets | Masters |
| REGIONAL COMPARISON | | | | | | |
| ARLINGTON ISD | 65 | 41 | 17 | 57 | 33 | 15 |
| BIRDVILLE ISD | 79 | 55 | 27 | 71 | 48 | 23 |
| BURLESON ISD | 78 | 52 | 25 | 72 | 51 | 24 |
| CARROLLTON-FARMERS BRANCH ISD | 78 | 57 | 34 | 64 | 43 | 22 |
| CEDAR HILL ISD | 65 | 36 | 13 | 55 | 32 | 13 |
| CROWLEY ISD | 63 | 37 | 14 | 55 | 32 | 13 |
| DUNCANVILLE ISD | 64 | 36 | 10 | 55 | 32 | 13 |
| FORT WORTH ISD | 65 | 41 | 19 | 60 | 38 | 18 |
| GARLAND ISD | 76 | 56 | 30 | 71 | 50 | 28 |
| GRAND PRAIRIE ISD | 70 | 44 | 20 | 59 | 37 | 17 |
| HURST-EULESS-BEDFORD ISD | 79 | 58 | 31 | 71 | 50 | 29 |
| IRVING ISD | 52 | 31 | 11 | 50 | 28 | 11 |
| KELLER ISD | 80 | 60 | 29 | 75 | 55 | 31 |
| MANSFIELD ISD | 79 | 56 | 28 | 72 | 51 | 26 |
| MIDLOTHIAN ISD | 82 | 60 | 30 | 79 | 56 | 28 |
| REGION -11 | 75 | 52 | 25 | 68 | 45 | 22 |
| RICHARDSON ISD | 73 | 54 | 32 | 66 | 46 | 27 |
| STATE | 74 | 51 | 25 | 67 | 44 | 22 |

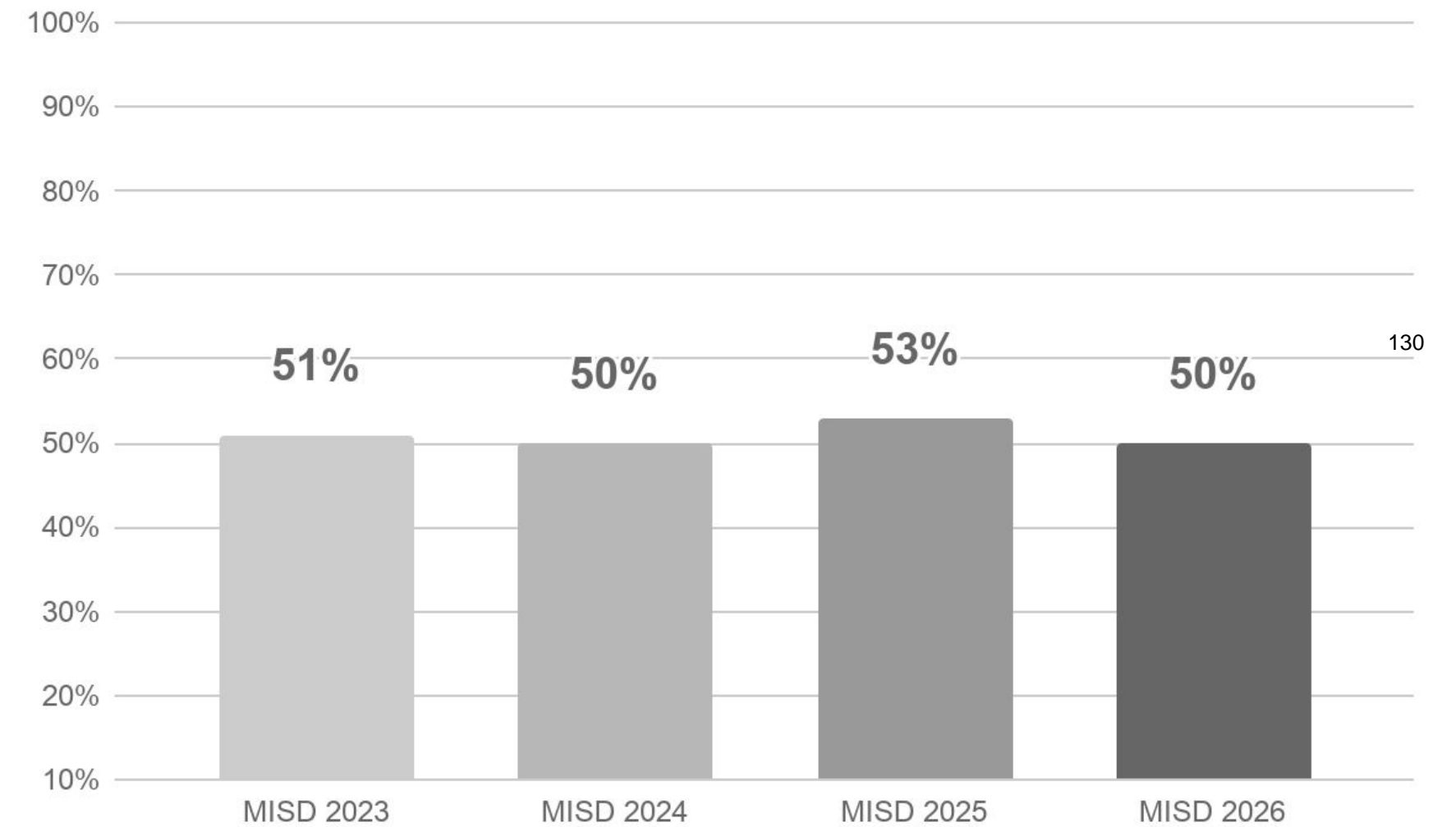


3rd Grade Math

2026 STAAR Percent Performance

| | Approaches | Meets | Masters |
|------------------|------------|-------|---------|
| Mansfield ISD | 72 | 50 | 26 |
| Alvin ISD | 77 | 58 | 32 |
| Denton ISD | 64 | 40 | 17 |
| Lamar CISD | 76 | 55 | 29 |
| Midland ISD | 64 | 44 | 23 |
| Pflugerville ISD | 67 | 45 | 23 |
| State | 67 | 44 | 22 |
| Region 11 | 68 | 45 | 22 |

Historical Data at % Meets

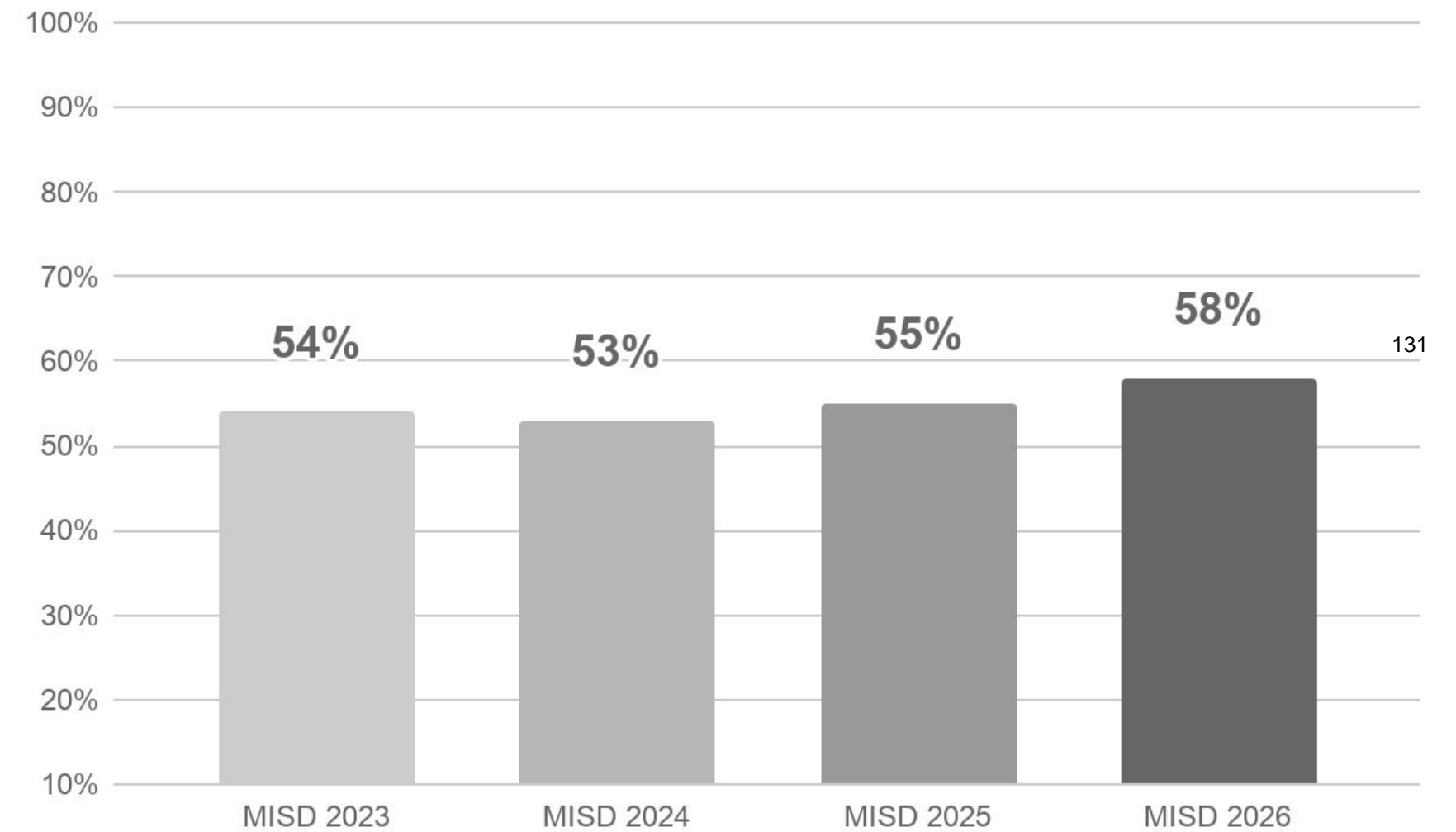


4th Grade Math

2026 STAAR Percent Performance

| | Approaches | Meets | Masters |
|------------------|------------|-------|---------|
| Mansfield ISD | 76 | 58 | 30 |
| Alvin ISD | 75 | 57 | 31 |
| Denton ISD | 63 | 43 | 21 |
| Lamar CISD | 80 | 61 | 32 |
| Midland ISD | 68 | 49 | 23 |
| Pflugerville ISD | 66 | 49 | 26 |
| State | 68 | 49 | 25 |
| Region 11 | 68 | 48 | 24 |

Historical Data at % Meets



3rd & 4th Grade Math

| Student Groups | Total Testers | Approaches | Meets | Masters |
|----------------------------|---------------|------------|-------|---------|
| All Students | 4897 | 74% | 54% | 28% |
| African American | 1688 | 68% | 47% | 21% |
| Hispanic | 1326 | 69% | 46% | 22% |
| White | 1180 | 83% | 66% | 38% |
| Asian | 403 | 87% | 74% | 46% |
| Two or More Races | 284 | 79% | 58% | 30% |
| Economically Disadvantaged | 2482 | 64% | 42% | 18% |
| Emergent Bilingual | 989 | 72% | 53% | 26% |
| Special Education | 1091 | 41% | 22% | 8% |

132

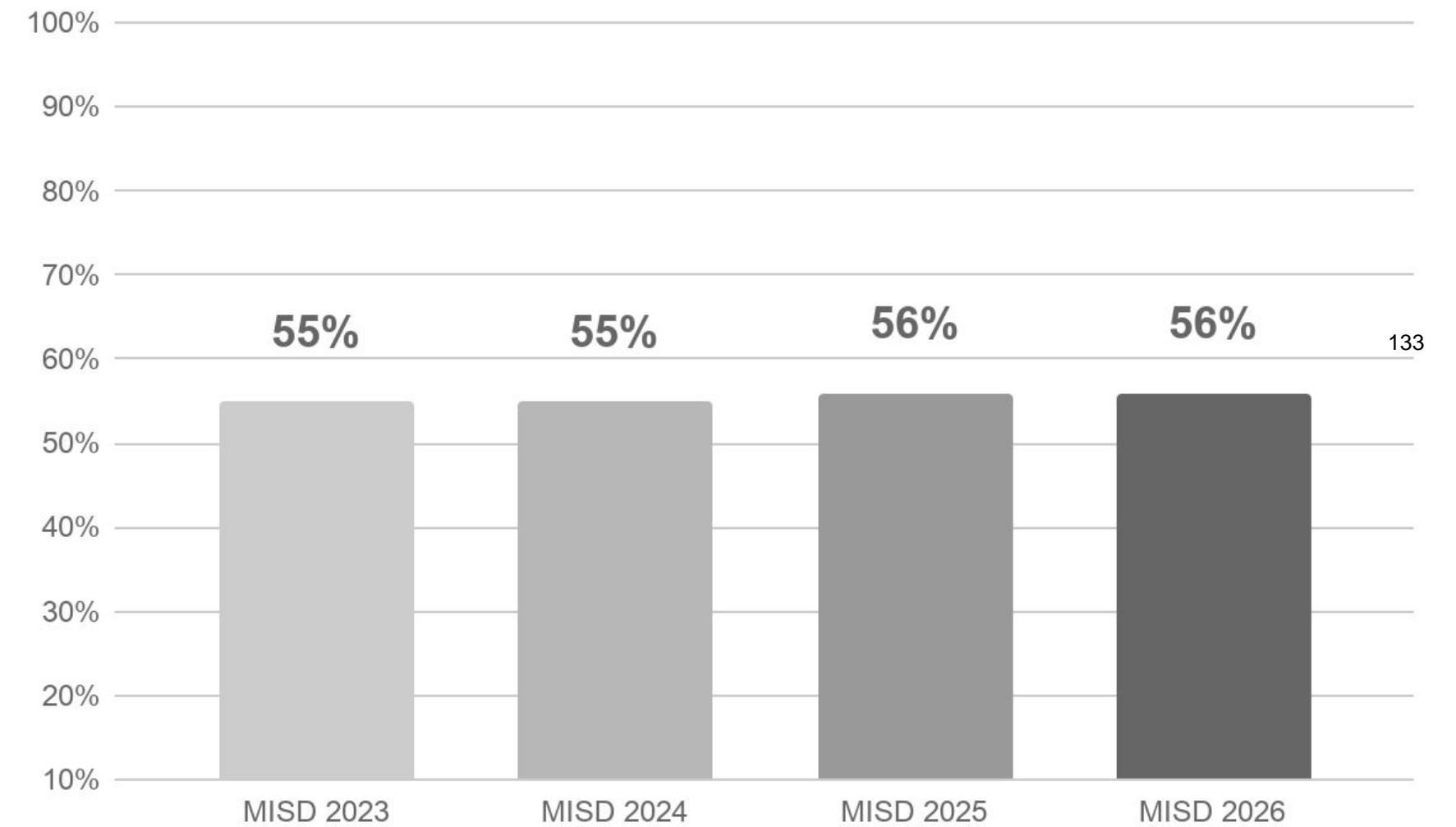


3rd Grade Reading

2026 STAAR Percent Performance

| | Approaches | Meets | Masters |
|------------------|------------|-------|---------|
| Mansfield ISD | 78 | 56 | 28 |
| Alvin ISD | 81 | 63 | 37 |
| Denton ISD | 73 | 51 | 24 |
| Lamar CISD | 84 | 66 | 38 |
| Midland ISD | 68 | 44 | 19 |
| Pflugerville ISD | 75 | 54 | 28 |
| State | 74 | 51 | 25 |
| Region 11 | 75 | 52 | 25 |

Historical Data at % Meets

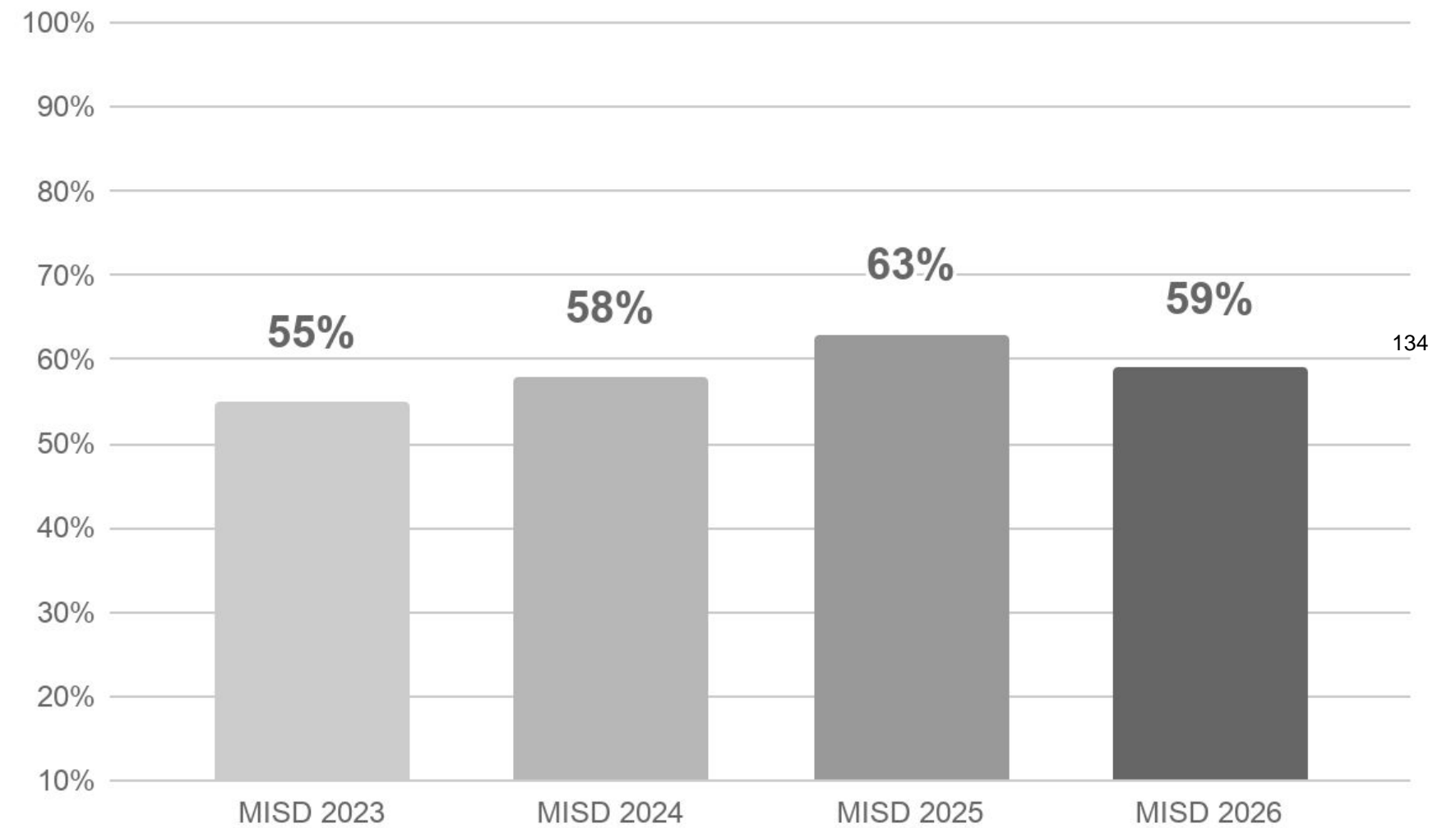


4th Grade Reading

2026 STAAR Percent Performance

| | Approaches | Meets | Masters |
|------------------|------------|-------|---------|
| Mansfield ISD | 83 | 59 | 28 |
| Alvin ISD | 84 | 61 | 31 |
| Denton ISD | 75 | 52 | 24 |
| Lamar CISD | 86 | 66 | 35 |
| Midland ISD | 74 | 48 | 18 |
| Pflugerville ISD | 79 | 56 | 27 |
| State | 78 | 53 | 24 |
| Region 11 | 78 | 54 | 24 |

Historical Data at % Meets



3rd & 4th Grade Reading

| Student Groups | Total Testers | Approaches | Meets | Masters |
|----------------------------|---------------|------------|-------|---------|
| All Students | 4892 | 81% | 57% | 28% |
| African American | 1685 | 77% | 52% | 24% |
| Hispanic | 1327 | 77% | 51% | 19% |
| White | 1181 | 86% | 66% | 36% |
| Asian | 401 | 88% | 73% | 45% |
| Two or More Races | 282 | 84% | 62% | 30% |
| Economically Disadvantaged | 2480 | 73% | 44% | 17% |
| Emergent Bilingual | 988 | 76% | 53% | 24% |
| Special Education | 1089 | 49% | 21% | 4% |

135

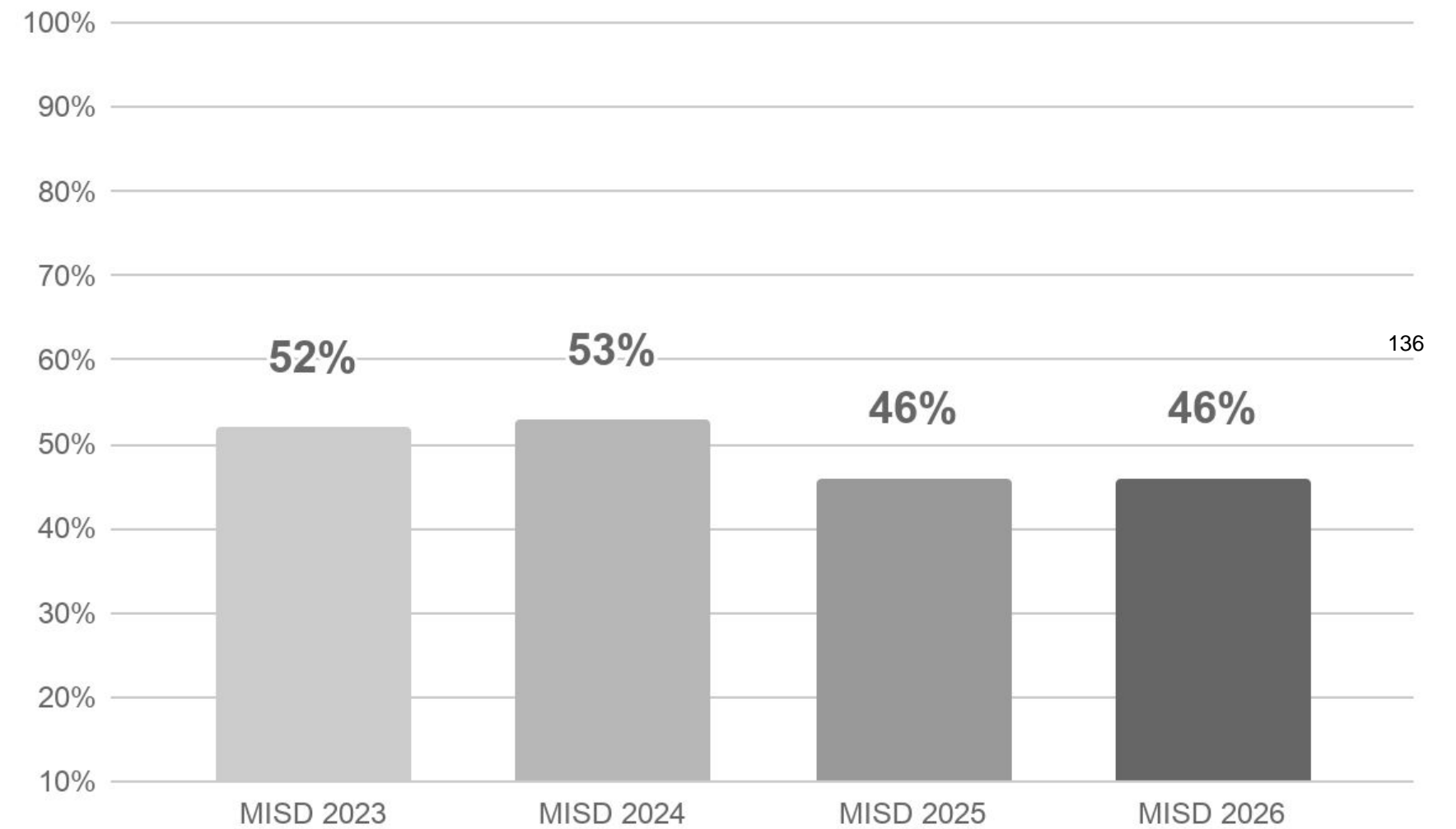


5th Grade Math

2026 STAAR Percent Performance

| | Approaches | Meets | Masters |
|------------------|------------|-------|---------|
| Mansfield ISD | 76 | 46 | 18 |
| Alvin ISD | 80 | 55 | 26 |
| Denton ISD | 70 | 41 | 17 |
| Lamar CISD | 86 | 62 | 29 |
| Midland ISD | 74 | 47 | 20 |
| Pflugerville ISD | 74 | 48 | 21 |
| State | 75 | 47 | 19 |
| Region 11 | 75 | 47 | 20 |

Historical Data at % Meets

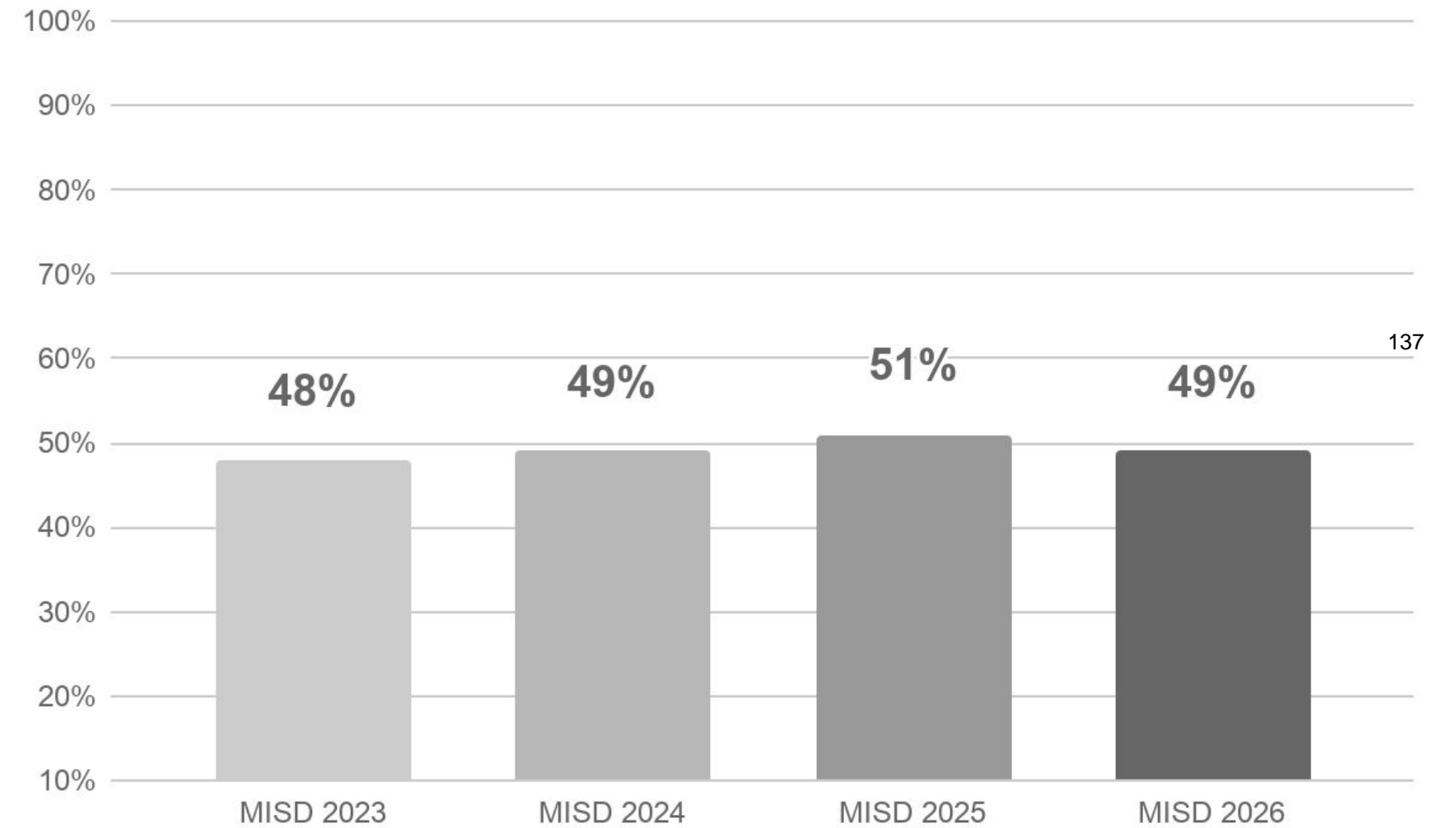


6th Grade Math

2026 STAAR Percent Performance

| | Approaches | Meets | Masters |
|------------------|------------|-------|---------|
| Mansfield ISD | 82 | 49 | 18 |
| Alvin ISD | 60 | 13 | 2 |
| Denton ISD | 68 | 29 | 9 |
| Lamar CISD | 84 | 52 | 22 |
| Midland ISD | 76 | 45 | 19 |
| Pflugerville ISD | 69 | 34 | 12 |
| State | 73 | 39 | 15 |
| Region 11 | 73 | 39 | 15 |

Historical Data at % Meets



5th & 6th Grade Math

| Student Groups | Total Testers | Approaches | Meets | Masters |
|----------------------------|---------------|------------|-------|---------|
| All Students | 4988 | 79% | 48% | 18% |
| African American | 1703 | 74% | 40% | 13% |
| Hispanic | 1389 | 75% | 40% | 13% |
| White | 1184 | 87% | 60% | 25% |
| Asian | 422 | 92% | 73% | 37% |
| Two or More Races | 256 | 75% | 46% | 13% |
| Economically Disadvantaged | 2552 | 71% | 35% | 10% |
| Emergent Bilingual | 981 | 78% | 54% | 30% |
| Special Education | 1047 | 40% | 18% | 5% |

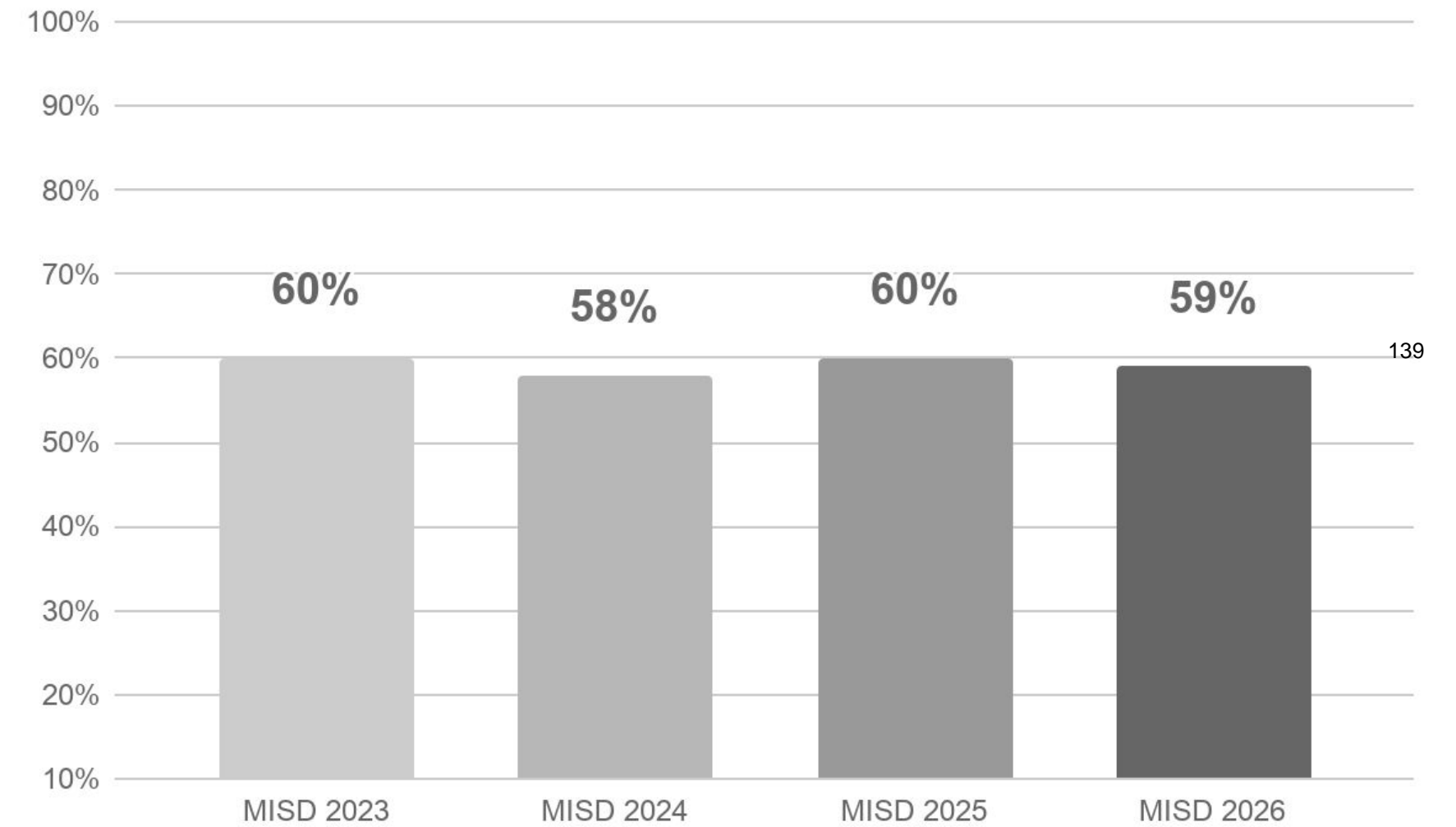


5th Grade Reading

2026 STAAR Percent Performance

| | Approaches | Meets | Masters |
|------------------|------------|-------|---------|
| Mansfield ISD | 79 | 59 | 34 |
| Alvin ISD | 84 | 66 | 41 |
| Denton ISD | 79 | 60 | 34 |
| Lamar CISD | 88 | 71 | 47 |
| Midland ISD | 72 | 52 | 27 |
| Pflugerville ISD | 81 | 62 | 39 |
| State | 79 | 58 | 34 |
| Region 11 | 79 | 58 | 34 |

Historical Data at % Meets

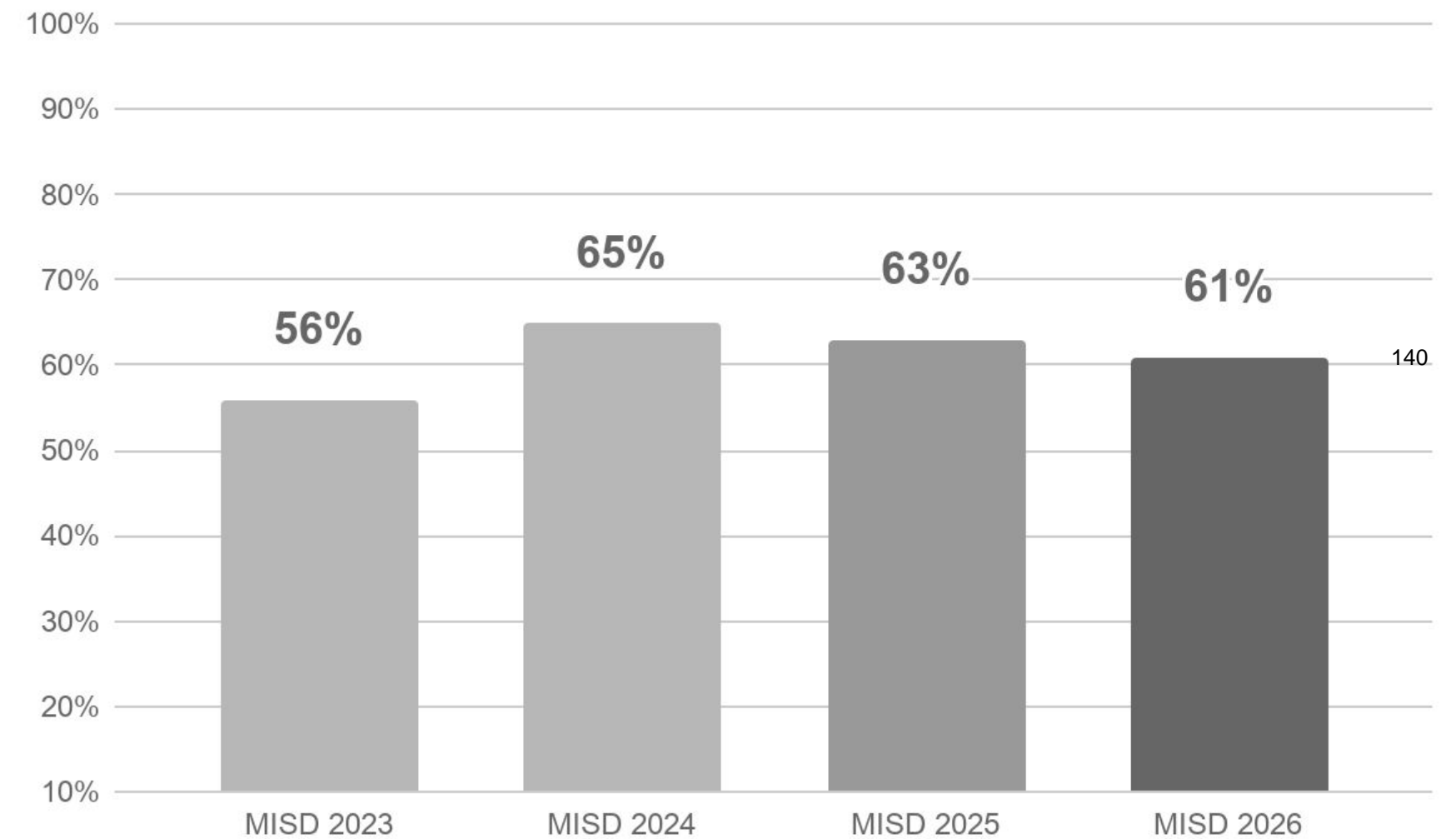


6th Grade Reading

2026 STAAR Percent Performance

| | Approaches | Meets | Masters |
|------------------|------------|-------|---------|
| Mansfield ISD | 79 | 61 | 34 |
| Alvin ISD | 79 | 63 | 39 |
| Denton ISD | 71 | 53 | 31 |
| Lamar CISD | 84 | 69 | 43 |
| Midland ISD | 71 | 51 | 27 |
| Pflugerville ISD | 71 | 52 | 30 |
| State | 72 | 54 | 29 |
| Region 11 | 73 | 54 | 30 |

Historical Data at % Meets



5th & 6th Grade Reading

| Student Groups | Total Testers | Approaches | Meets | Masters |
|----------------------------|---------------|------------|-------|---------|
| All Students | 4982 | 79% | 60% | 34% |
| African American | 1702 | 75% | 57% | 30% |
| Hispanic | 1388 | 75% | 51% | 27% |
| White | 1182 | 86% | 70% | 42% |
| Asian | 421 | 90% | 78% | 56% |
| Two or More Races | 255 | 80% | 60% | 31% |
| Economically Disadvantaged | 2549 | 70% | 48% | 24% |
| Emergent Bilingual | 980 | 74% | 54% | 30% |
| Special Education | 1047 | 40% | 18% | 5% |

141

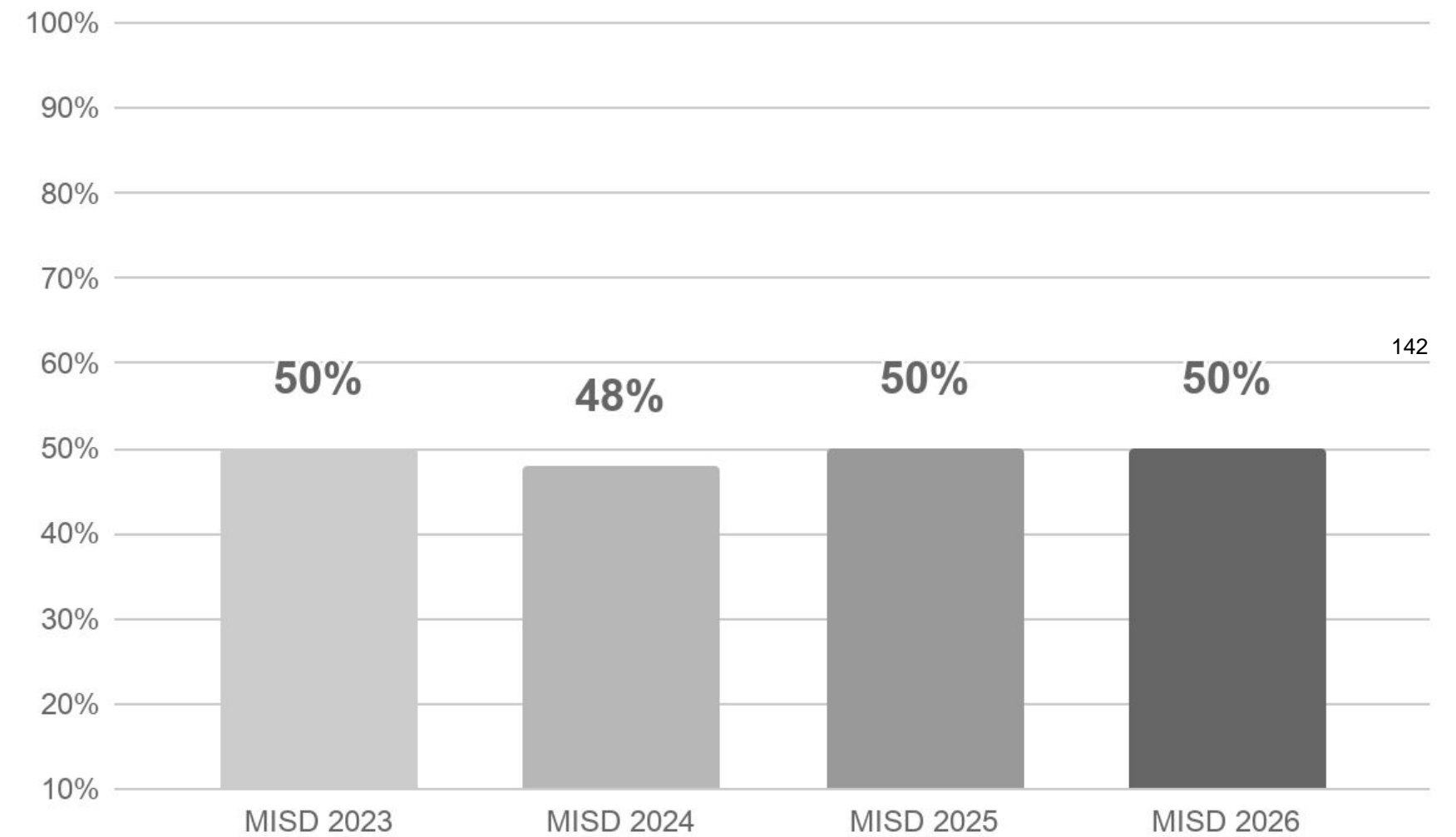


7th Grade Math

2026 STAAR Percent Performance

| | Approaches | Meets | Masters |
|------------------|------------|-------|---------|
| Mansfield ISD | 68 | 50 | 19 |
| Alvin ISD | 63 | 40 | 7 |
| Denton ISD | 30 | 13 | 1 |
| Lamar CISD | 48 | 25 | 3 |
| Midland ISD | 45 | 26 | 4 |
| Pflugerville ISD | 32 | 13 | 1 |
| State | 49 | 30 | 9 |
| Region 11 | 48 | 29 | 9 |

Historical Data at % Meets

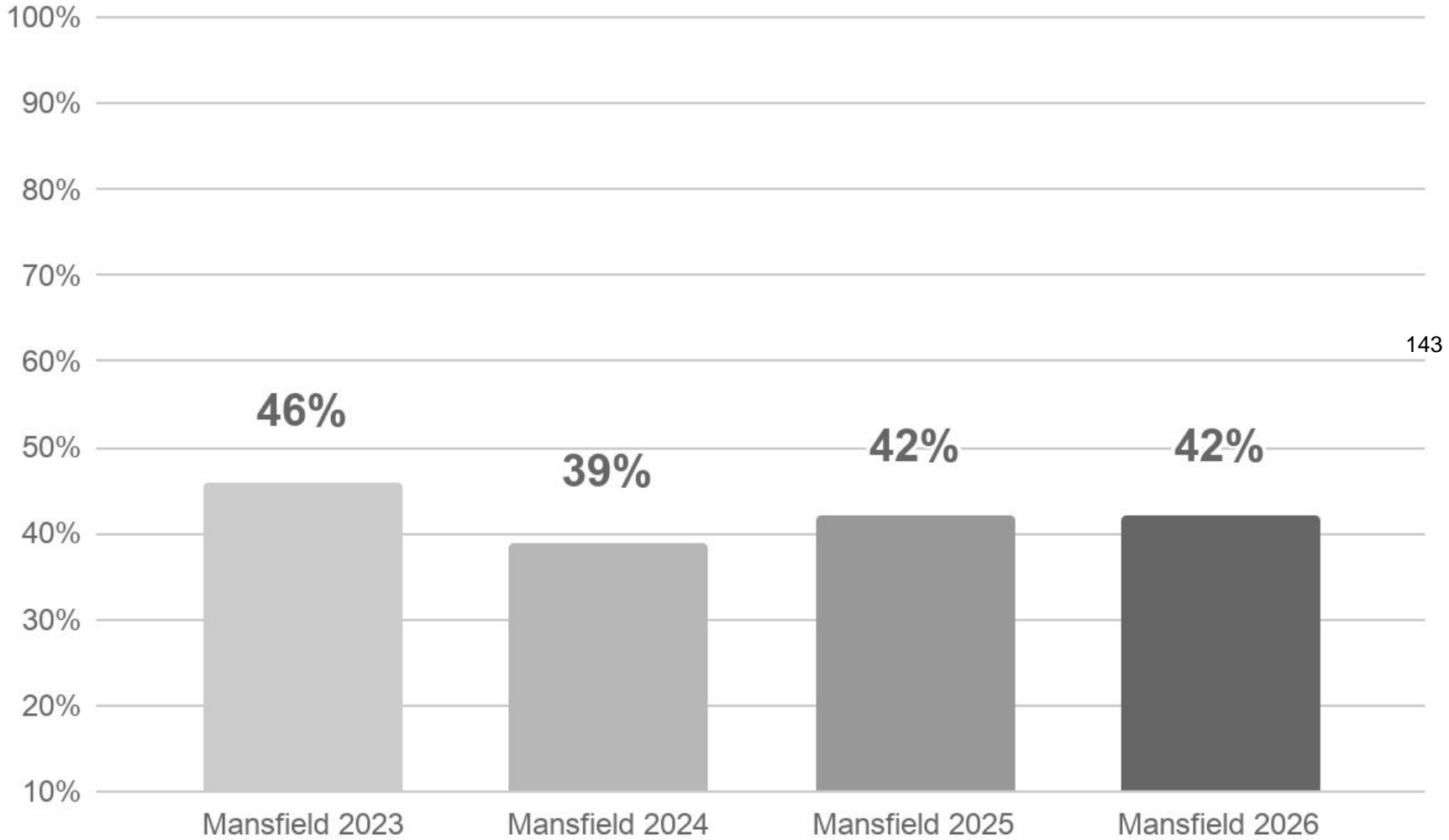


8th Grade Math

2026 STAAR Percent Performance

| | Approaches | Meets | Masters |
|------------------|------------|-------|---------|
| Mansfield ISD | 74 | 42 | 7 |
| Alvin ISD | 83 | 63 | 26 |
| Denton ISD | 68 | 40 | 11 |
| Lamar CISD | 80 | 58 | 22 |
| Midland ISD | 63 | 40 | 14 |
| Pflugerville ISD | 71 | 45 | 15 |
| State | 73 | 47 | 16 |
| Region 11 | 72 | 46 | 14 |

Historical Data at % Meets



7th & 8th Grade Math

| Student Groups | Total Testers | Approaches | Meets | Masters |
|----------------------------|---------------|------------|-------|---------|
| All Students | 4458 | 70% | 47% | 14% |
| African American | 1700 | 64% | 39% | 10% |
| Hispanic | 1280 | 66% | 41% | 10% |
| White | 921 | 80% | 62% | 22% |
| Asian | 322 | 87% | 70% | 30% |
| Two or More Races | 214 | 73% | 43% | 12% |
| Economically Disadvantaged | 2414 | 62% | 36% | 9% |
| Emergent Bilingual | 957 | 67% | 46% | 13% |
| Special Education | 860 | 32% | 13% | 2% |

144

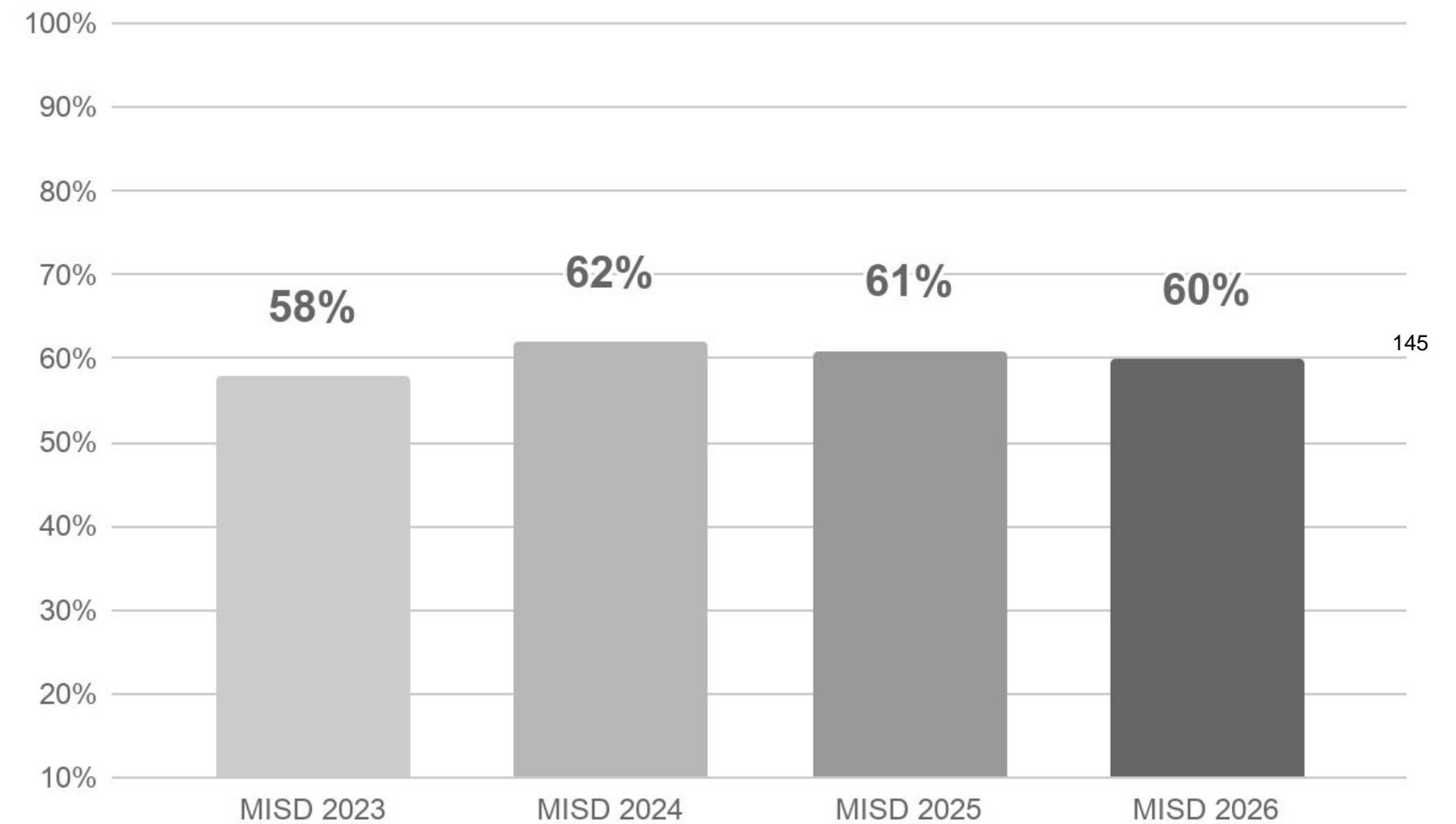


7th Grade Reading

2026 STAAR Percent Performance

| | Approaches | Meets | Masters |
|------------------|------------|-------|---------|
| Mansfield ISD | 82 | 60 | 35 |
| Alvin ISD | 85 | 66 | 41 |
| Denton ISD | 77 | 54 | 32 |
| Lamar CISD | 83 | 64 | 39 |
| Midland ISD | 71 | 46 | 25 |
| Pflugerville ISD | 75 | 53 | 31 |
| State | 77 | 54 | 31 |
| Region 11 | 77 | 54 | 31 |

Historical Data at % Meets

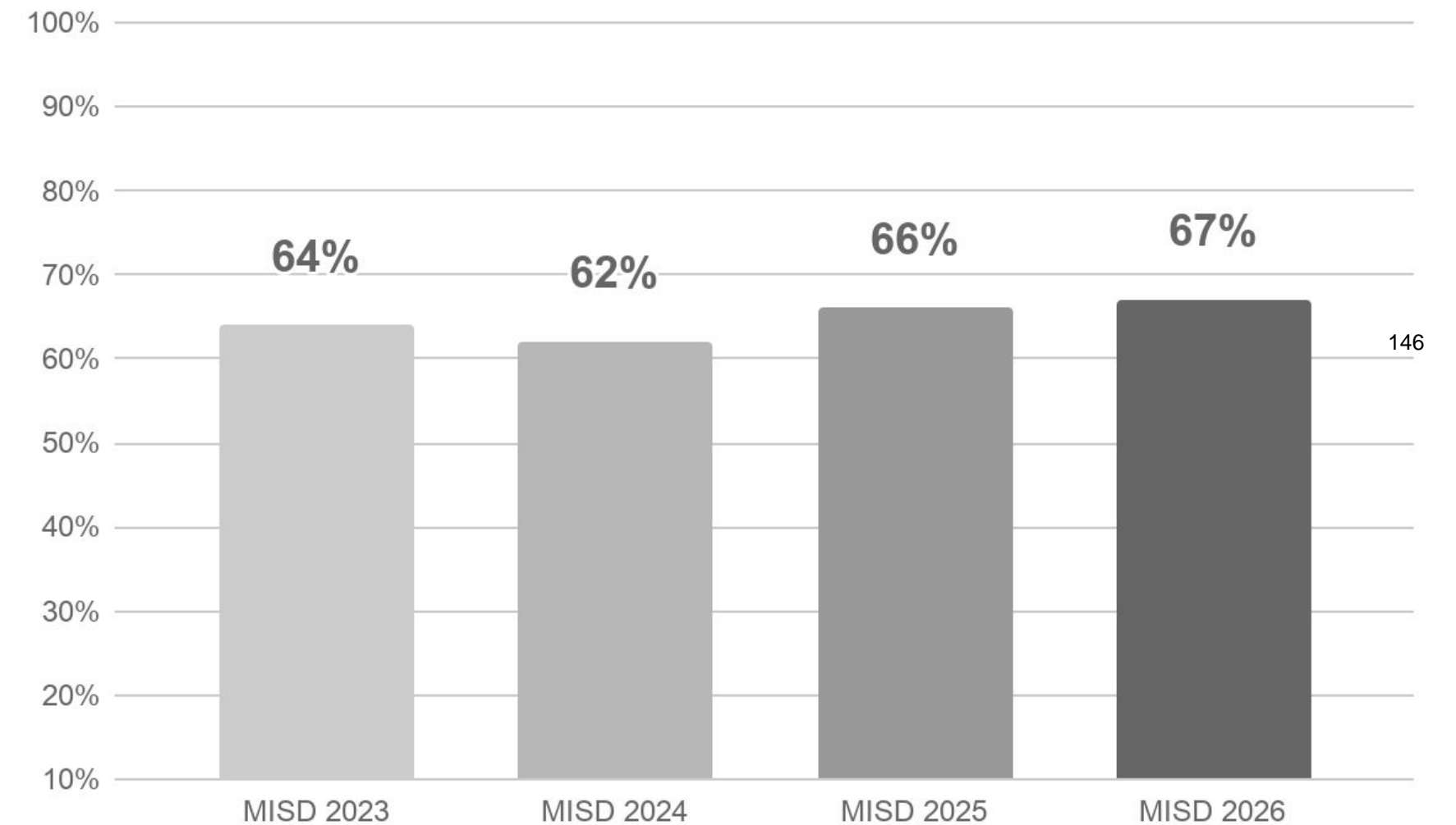


8th Grade Reading

2026 STAAR Percent Performance

| | Approaches | Meets | Masters |
|------------------|------------|-------|---------|
| Mansfield ISD | 88 | 67 | 38 |
| Alvin ISD | 89 | 68 | 42 |
| Denton ISD | 83 | 58 | 32 |
| Lamar CISD | 88 | 69 | 41 |
| Midland ISD | 76 | 48 | 23 |
| Pflugerville ISD | 85 | 62 | 35 |
| State | 83 | 59 | 32 |
| Region 11 | 83 | 59 | 32 |

Historical Data at % Meets



7th & 8th Grade Reading

| Student Groups | Total Testers | Approaches | Meets | Masters |
|----------------------------|---------------|------------|-------|---------|
| All Students | 5388 | 85% | 64% | 37% |
| African American | 1947 | 83% | 58% | 31% |
| Hispanic | 1468 | 81% | 58% | 28% |
| White | 1216 | 92% | 74% | 48% |
| Asian | 480 | 92% | 82% | 58% |
| Two or More Races | 251 | 84% | 63% | 34% |
| Economically Disadvantaged | 2710 | 79% | 52% | 25% |
| Emergent Bilingual | 1175 | 81% | 61% | 34% |
| Special Education | 868 | 46% | 16% | 4% |

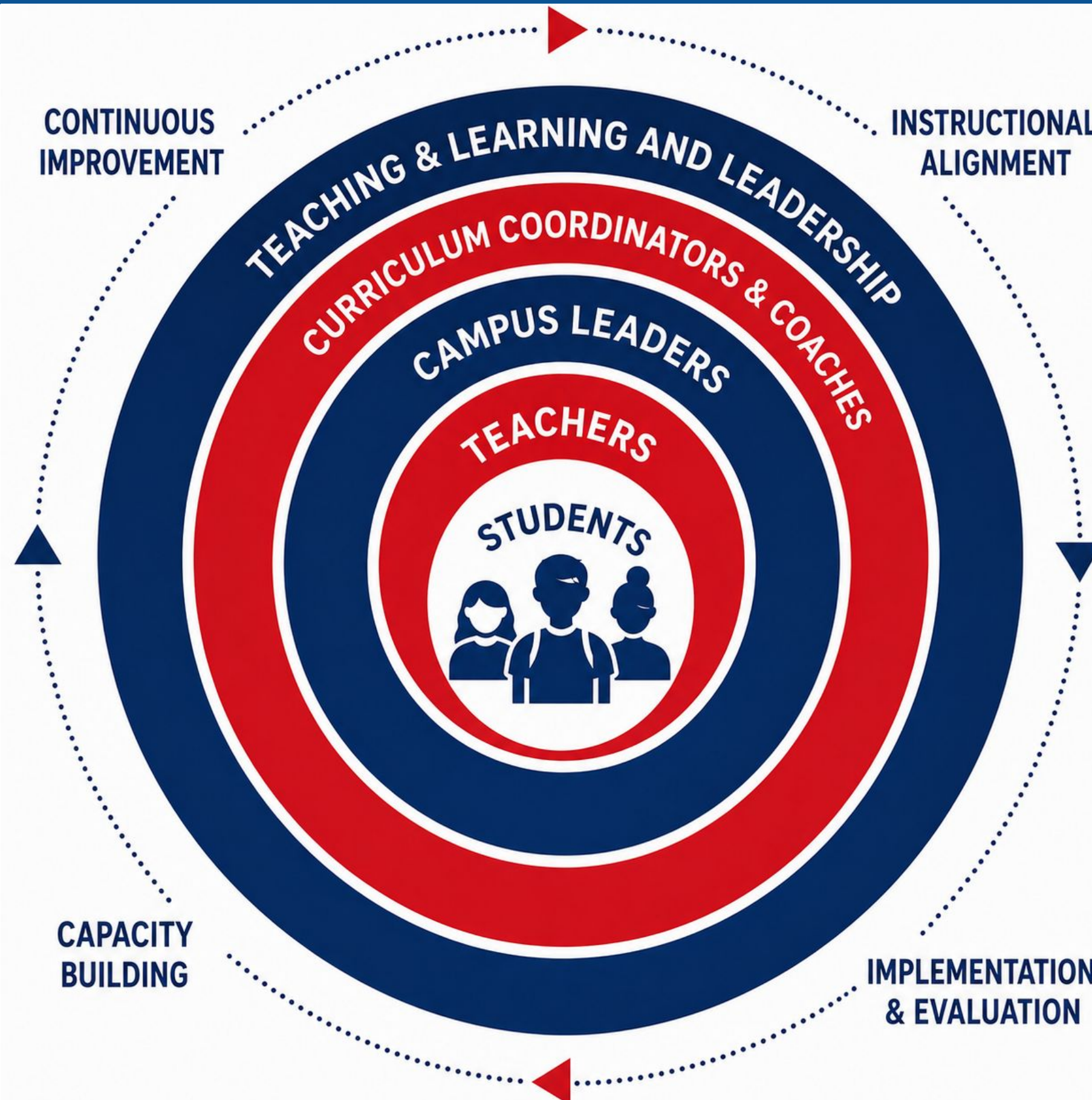
147



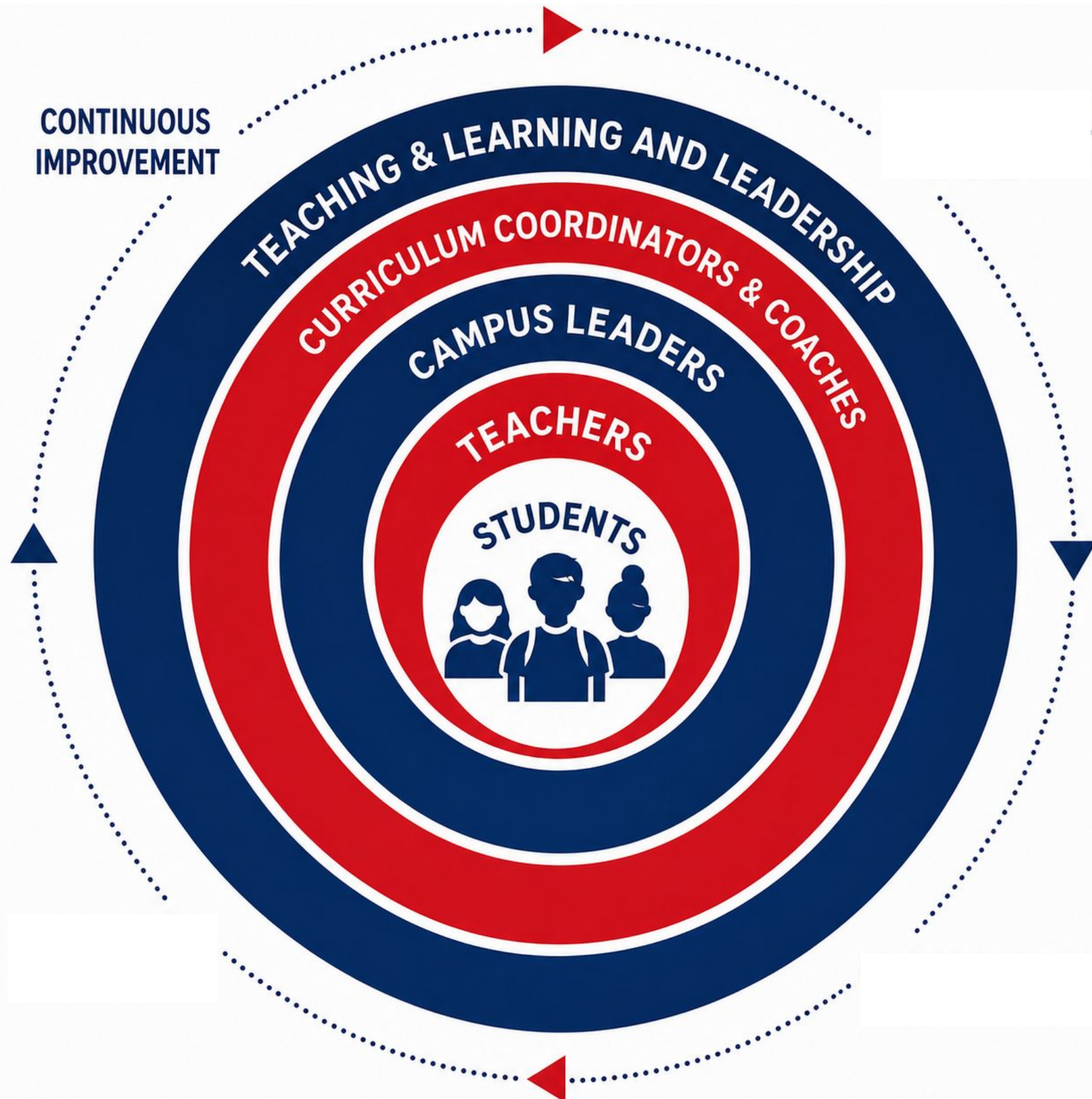
The Circle of Impact



System of Influence



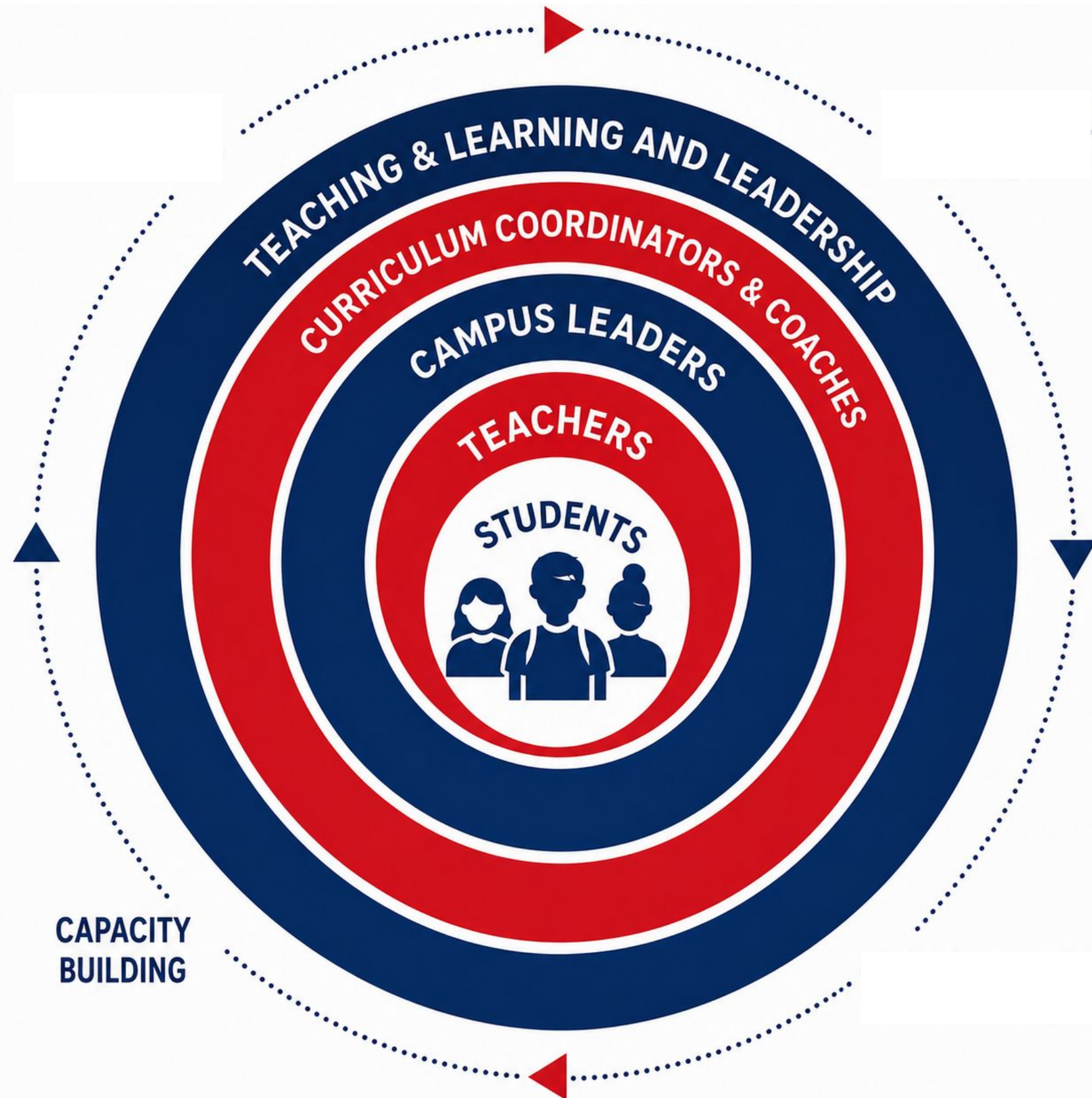
System of Influence



Continuous Improvement

- Conduct math & reading root cause analysis
- Use findings to refine:
 - ◆ curriculum implementation
 - ◆ instructional practices
 - ◆ assessment alignment

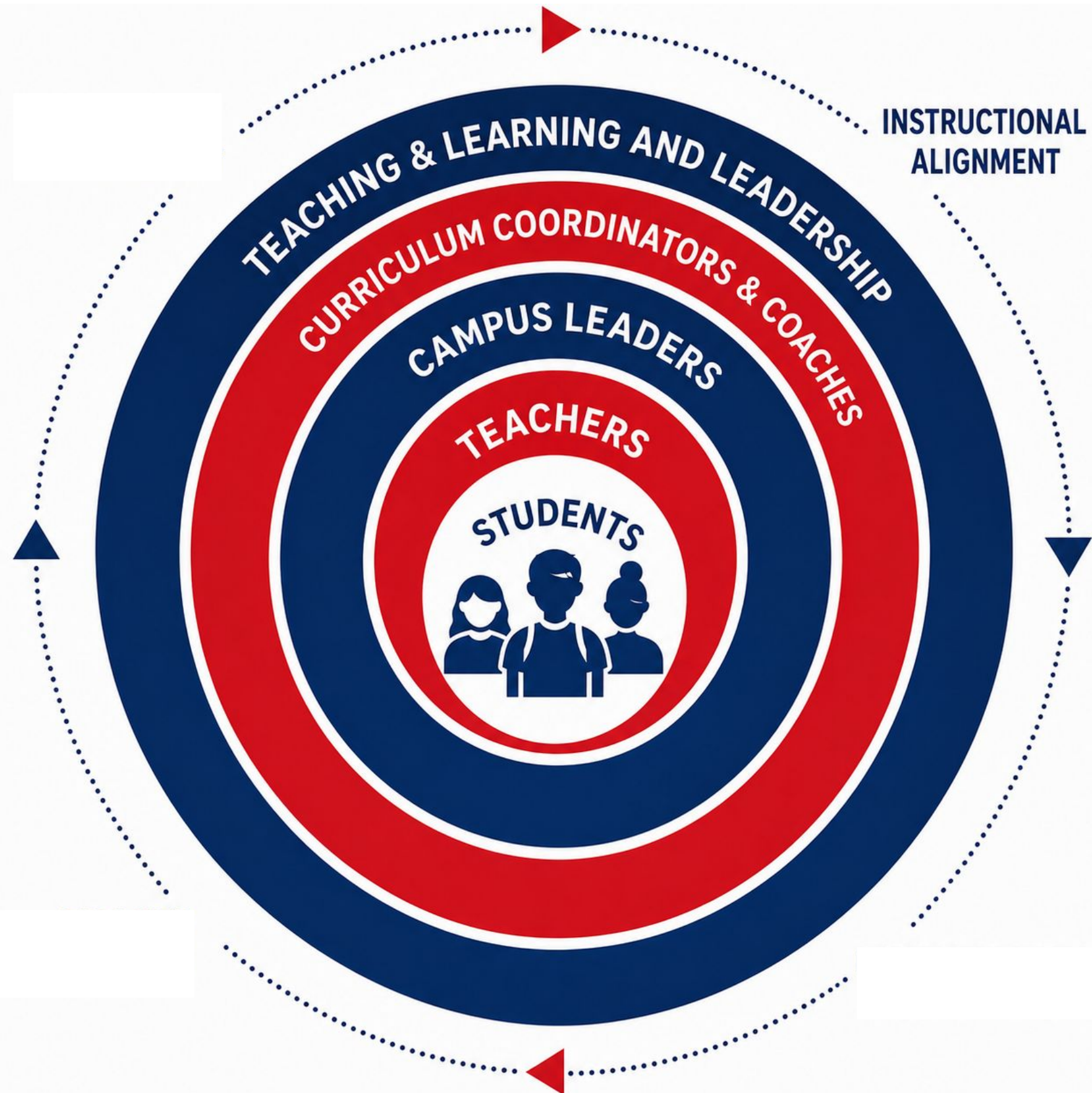
System of Influence



Capacity Building (*HOW WELL we teach*)

- Focused professional learning tied directly to data gaps
- Coaching cycles aligned to instructional priorities
- Building capacity to lead data conversations and instruction
- Build capacity to support student groups
- Sharing best practices from high-performing campuses

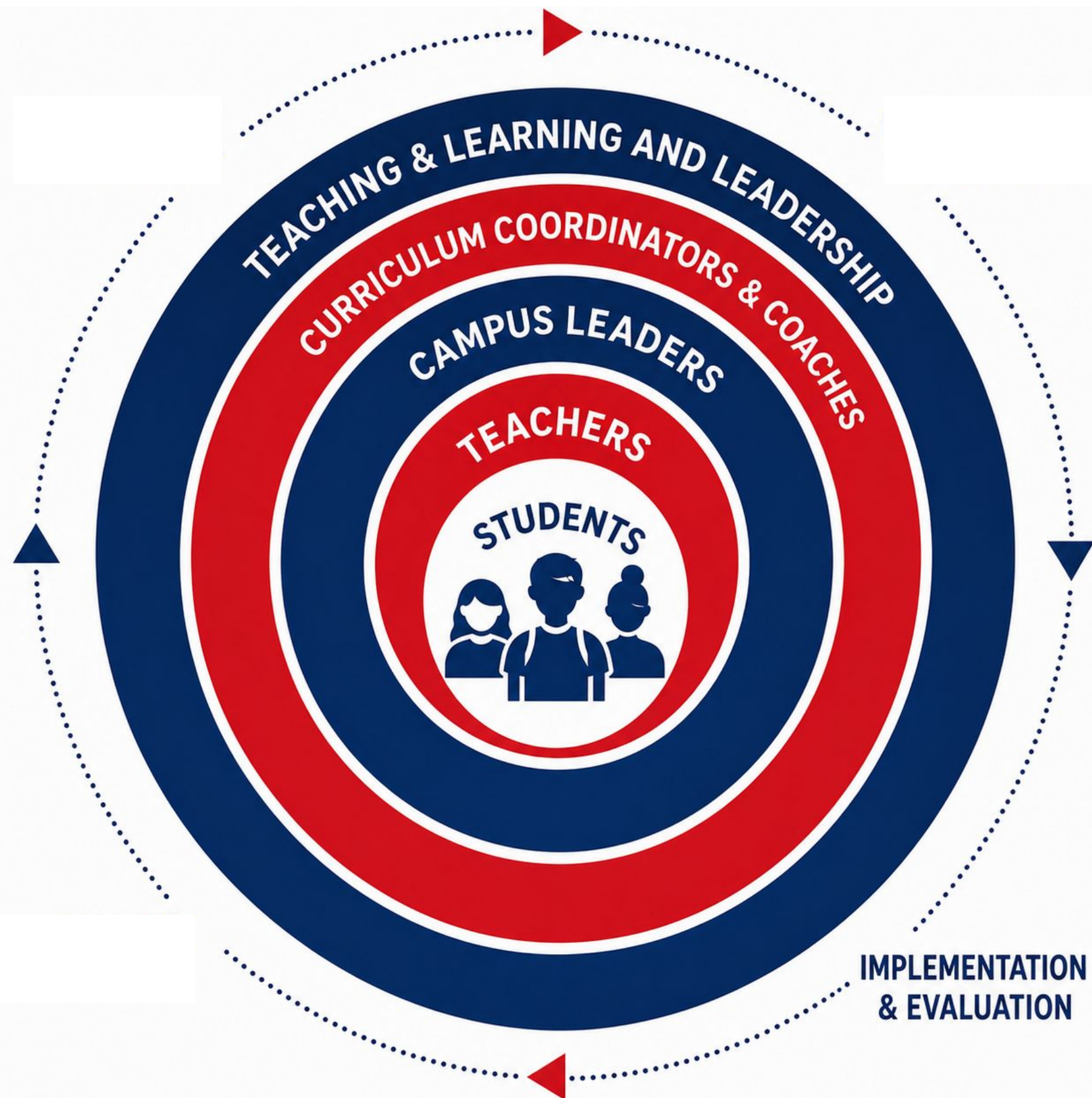
System of Influence



Instructional Alignment (*WHAT we teach*)

- Evaluate and refine curriculum for standards alignment
- Ensure alignment between written, taught, and tested curriculum
- Review implementation of aligned practices across campuses
- Conduct campus leadership walkthroughs focused on aligned practices
- Define and strengthen expectations for Tier 1 instruction
- Monitor alignment across campuses

System of Influence



Implementation & Evaluation (*HOW WE KNOW it's working*)

- Identify and address gaps in implementation of new math resources
- Establish ongoing monitoring systems for instructional practices
- Implement structured data cycles to assess student progress and outcomes
- Conduct targeted walkthroughs to evaluate fidelity of implementation
- Make timely adjustments based on data and observed practices

STAAR Preliminary End of Course (EOC)

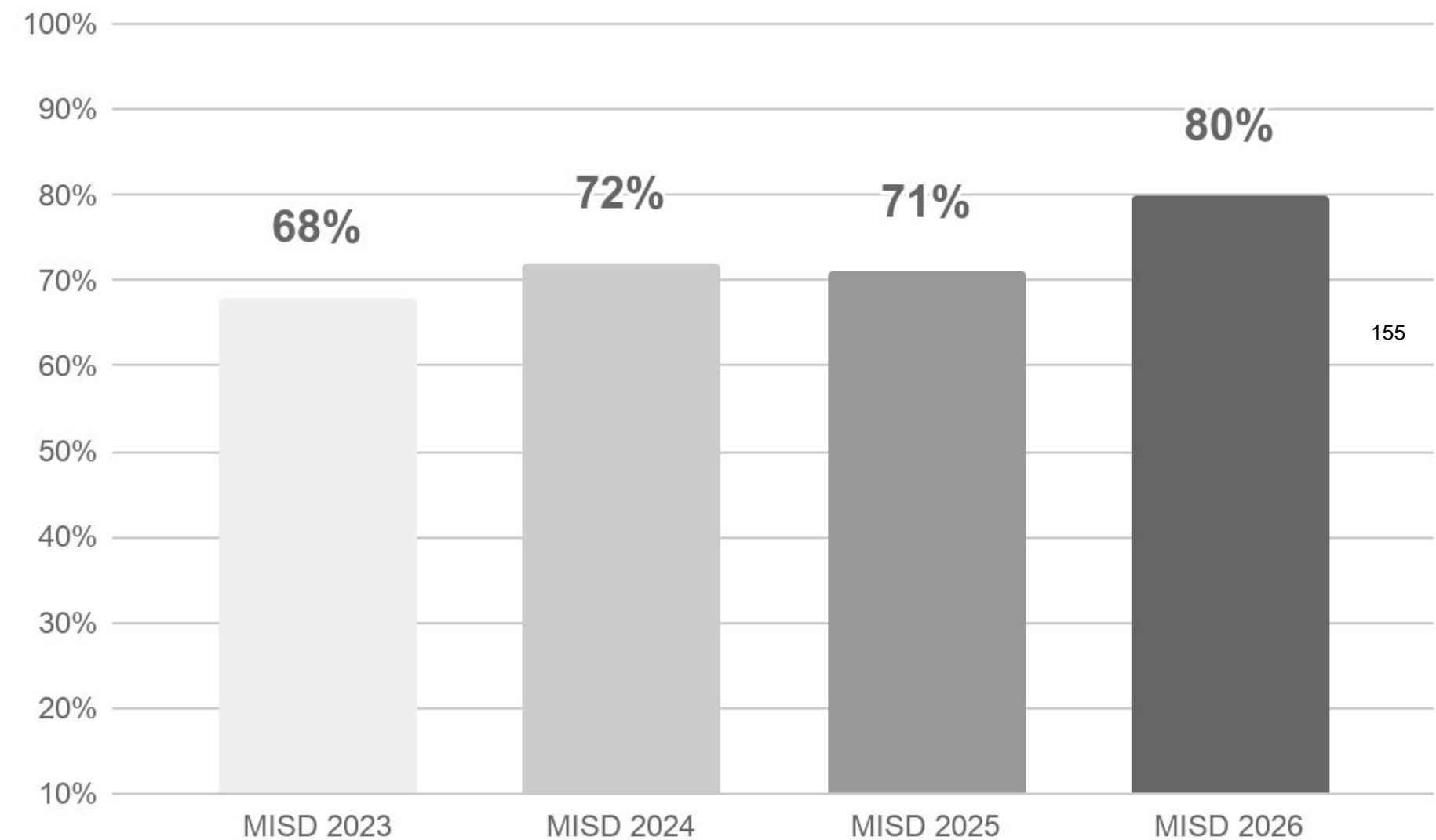


End of Course (EOC) Algebra I

2026 STAAR Performance - ALL Testers

| | Approaches | Meets | Masters |
|------------------|------------|-------|---------|
| Mansfield ISD | 91 | 75 | 52 |
| Alvin ISD | 90 | 66 | 39 |
| Denton ISD | 78 | 46 | 23 |
| Lamar CISD | 87 | 58 | 35 |
| Midland ISD | 67 | 37 | 19 |
| Pflugerville ISD | 75 | 46 | 22 |
| State | 82 | 54 | 30 |
| Region 11 | 80 | 51 | 28 |

At Meets Level - 1st Time Testers



Regional Comparison Algebra I

| ALGEBRA I | Approaches | Meets | Masters |
|-------------------------------|------------|-----------|-----------|
| REGIONAL COMPARISON | | | |
| ARLINGTON ISD | 73 | 39 | 19 |
| BIRDVILLE ISD | 88 | 63 | 35 |
| BURLESON ISD | 83 | 53 | 29 |
| CARROLLTON-FARMERS BRANCH ISD | 74 | 46 | 26 |
| CEDAR HILL ISD | 67 | 26 | 11 |
| CROWLEY ISD | 69 | 30 | 12 |
| DUNCANVILLE ISD | 69 | 30 | 13 |
| FORT WORTH ISD | 70 | 33 | 16 |
| GARLAND ISD | 85 | 59 | 33 |
| GRAND PRAIRIE ISD | 77 | 47 | 24 |
| HURST-EULESS-BEDFORD ISD | 91 | 72 | 47 |
| IRVING ISD | 81 | 46 | 24 |
| KELLER ISD | 85 | 55 | 32 |
| MANSFIELD ISD | 91 | 75 | 52 |
| MIDLOTHIAN ISD | 90 | 72 | 43 |
| REGION -11 | 80 | 51 | 28 |
| RICHARDSON ISD | 75 | 44 | 25 |
| STATE | 82 | 54 | 30 |



End of Course (EOC) Algebra I

| Student Groups | Total Testers | Approaches | Meets | Masters |
|----------------------------|---------------|------------|-------|---------|
| All Students | 2820 | 94% | 80% | 55% |
| African American | 1000 | 93% | 77% | 49% |
| Hispanic | 728 | 93% | 74% | 45% |
| White | 676 | 93% | 83% | 60% |
| Asian | 261 | 98% | 95% | 84% |
| Two or More Races | 140 | 94% | 83% | 64% |
| Economically Disadvantaged | 1331 | 91% | 73% | 45% |
| Emergent Bilingual | 606 | 94% | 81% | 56% |
| Special Education | 310 | 67% | 38% | 16% |

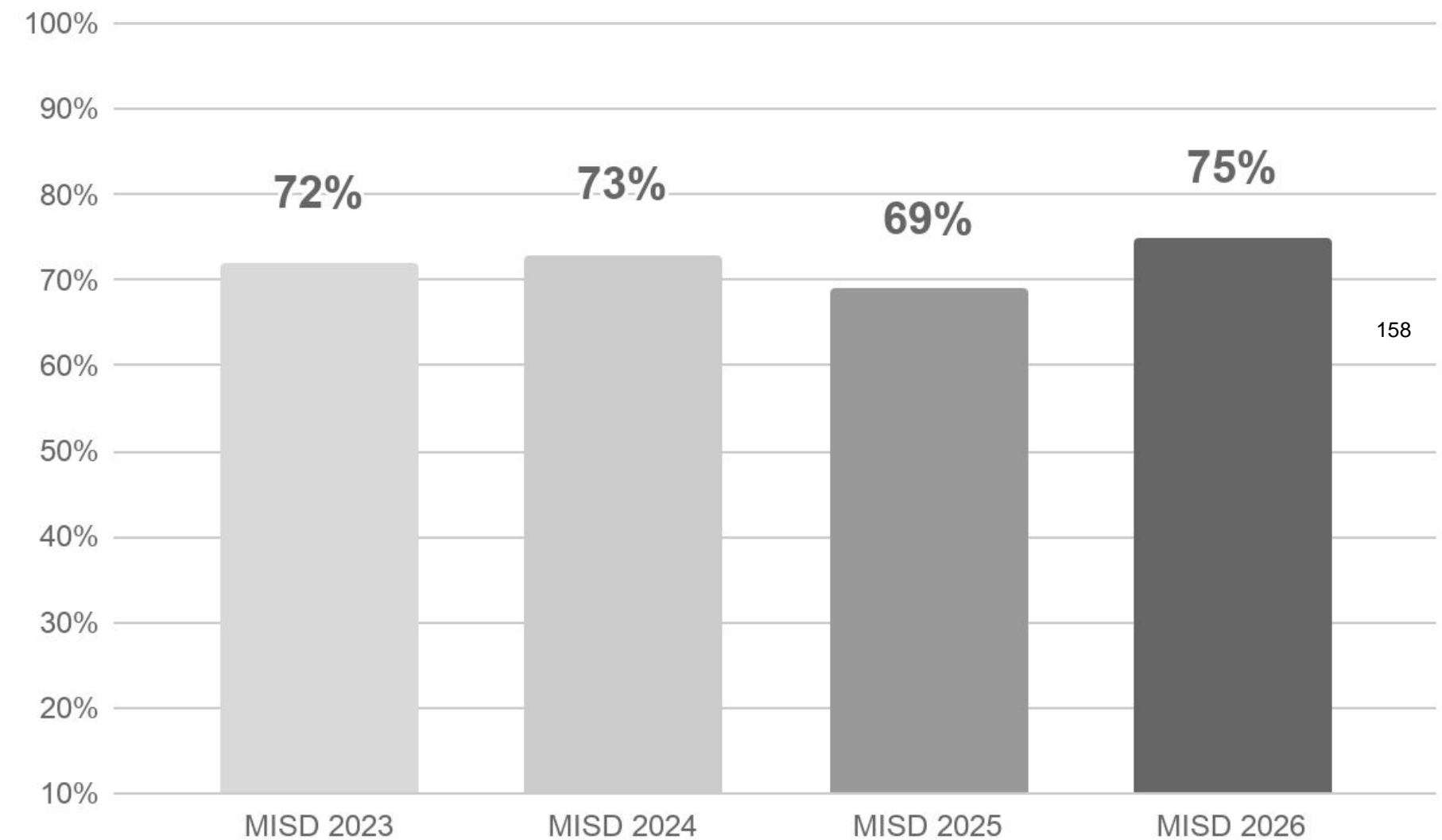


End of Course (EOC) English I

2026 STAAR Performance - ALL Testers

| | Approaches | Meets | Masters |
|------------------|------------|-------|---------|
| Mansfield ISD | 80 | 67 | 17 |
| Alvin ISD | 78 | 60 | 16 |
| Denton ISD | 71 | 55 | 13 |
| Lamar CISD | 81 | 66 | 18 |
| Midland ISD | 59 | 42 | 8 |
| Pflugerville ISD | 69 | 54 | 14 |
| State | 71 | 55 | 13 |
| Region 11 | 71 | 56 | 13 |

At Meets Level - 1st Time Testers



Regional Comparison English I

| ENGLISH I | Approaches | Meets | Masters |
|-------------------------------|------------|-----------|-----------|
| REGIONAL COMPARISON | | | |
| ARLINGTON ISD | 61 | 45 | 9 |
| BIRDVILLE ISD | 71 | 57 | 14 |
| BURLESON ISD | 77 | 59 | 12 |
| CARROLLTON-FARMERS BRANCH ISD | 59 | 42 | 9 |
| CEDAR HILL ISD | 64 | 43 | 7 |
| CROWLEY ISD | 66 | 46 | 6 |
| DUNCANVILLE ISD | 62 | 40 | 5 |
| FORT WORTH ISD | 55 | 37 | 6 |
| GARLAND ISD | 65 | 49 | 11 |
| GRAND PRAIRIE ISD | 64 | 46 | 8 |
| HURST-EULESS-BEDFORD ISD | 80 | 68 | 22 |
| IRVING ISD | 61 | 45 | 7 |
| KELLER ISD | 86 | 74 | 18 |
| MANSFIELD ISD | 80 | 67 | 17 |
| MIDLOTHIAN ISD | 84 | 71 | 17 |
| REGION -11 | 71 | 56 | 13 |
| RICHARDSON ISD | 68 | 55 | 18 |
| STATE | 71 | 55 | 13 |



End of Course (EOC) English I

| Student Groups | Total Testers | Approaches | Meets | Masters |
|----------------------------|---------------|------------|-------|---------|
| All Students | 2814 | 88% | 75% | 19% |
| African American | 1023 | 86% | 70% | 15% |
| Hispanic | 717 | 84% | 68% | 12% |
| White | 682 | 91% | 84% | 27% |
| Asian | 232 | 93% | 85% | 38% |
| Two or More Races | 149 | 93% | 85% | 19% |
| Economically Disadvantaged | 1312 | 81% | 64% | 11% |
| Emergent Bilingual | 573 | 82% | 66% | 18% |
| Special Education | 307 | 50% | 24% | 2% |

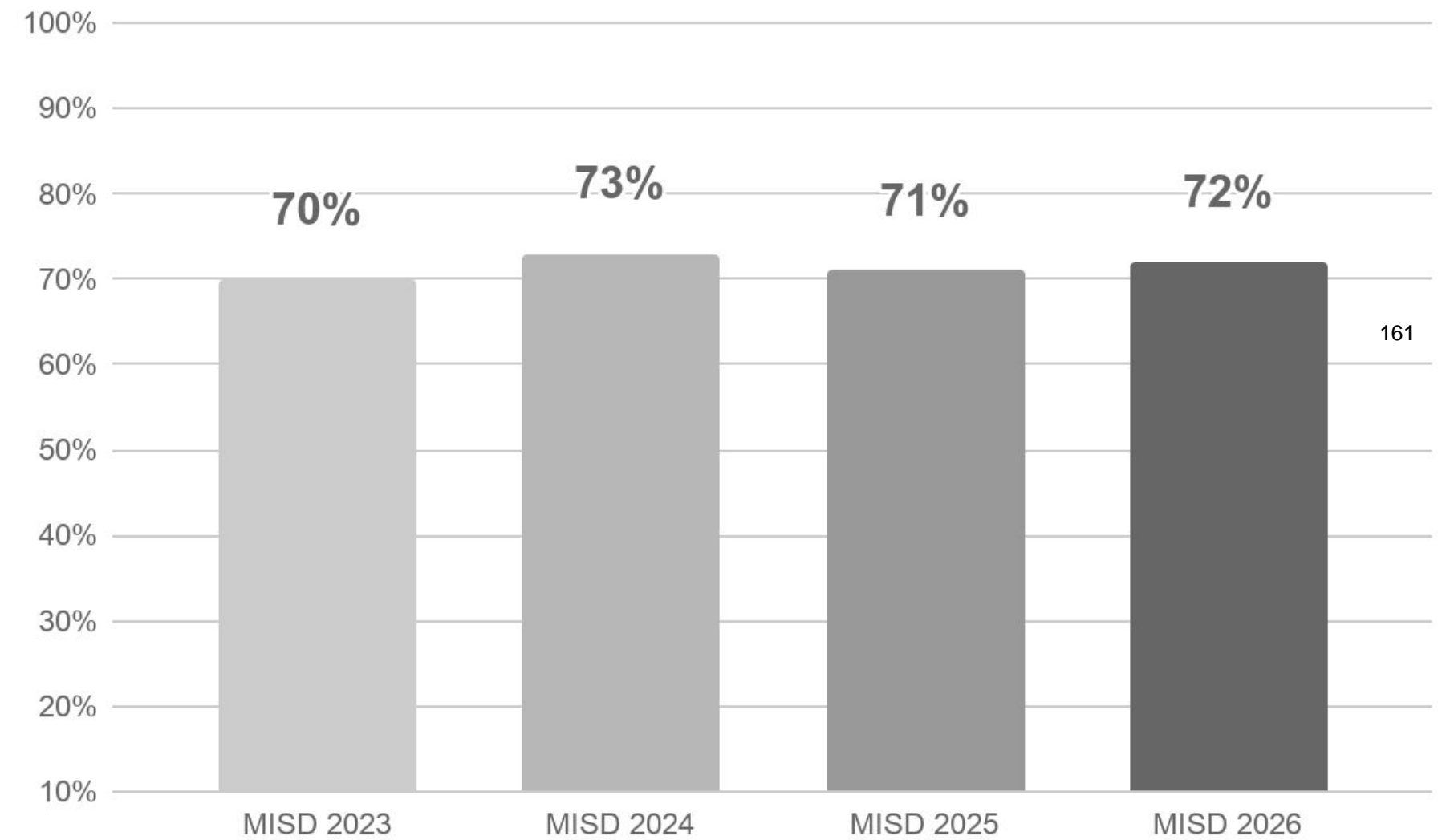


End of Course (EOC) English II

2026 STAAR Performance - ALL Testers

| | Approaches | Meets | Masters |
|------------------|------------|-------|---------|
| Mansfield ISD | 79 | 67 | 11 |
| Alvin ISD | 78 | 66 | 9 |
| Denton ISD | 71 | 58 | 7 |
| Lamar CISD | 81 | 70 | 13 |
| Midland ISD | 60 | 46 | 6 |
| Pflugerville ISD | 73 | 61 | 11 |
| State | 72 | 60 | 9 |
| Region 11 | 72 | 59 | 8 |

At Meets Level - 1st Time Testers



Regional Comparison English II

| ENGLISH II | Approaches | Meets | Masters |
|-------------------------------|------------|-----------|-----------|
| REGIONAL COMPARISON | | | |
| ARLINGTON ISD | 61 | 48 | 5 |
| BIRDVILLE ISD | 70 | 60 | 9 |
| BURLESON ISD | 76 | 63 | 9 |
| CARROLLTON-FARMERS BRANCH ISD | 59 | 46 | 6 |
| CEDAR HILL ISD | 63 | 49 | 4 |
| CROWLEY ISD | 67 | 52 | 4 |
| DUNCANVILLE ISD | 63 | 46 | 4 |
| FORT WORTH ISD | 59 | 44 | 4 |
| GARLAND ISD | 67 | 55 | 8 |
| GRAND PRAIRIE ISD | 66 | 53 | 7 |
| HURST-EULESS-BEDFORD ISD | 80 | 70 | 14 |
| IRVING ISD | 62 | 49 | 4 |
| KELLER ISD | 85 | 75 | 11 |
| MANSFIELD ISD | 79 | 67 | 11 |
| MIDLOTHIAN ISD | 84 | 73 | 11 |
| REGION 11 | 72 | 59 | 8 |
| RICHARDSON ISD | 69 | 59 | 13 |
| STATE | 72 | 60 | 9 |



End of Course (EOC) English II

| Student Groups | Total Testers | Approaches | Meets | Masters |
|----------------------------|---------------|------------|-------|---------|
| All Students | 2840 | 84% | 72% | 12% |
| African American | 1079 | 82% | 67% | 8% |
| Hispanic | 685 | 79% | 67% | 8% |
| White | 688 | 89% | 82% | 17% |
| Asian | 250 | 90% | 84% | 22% |
| Two or More Races | 117 | 88% | 76% | 15% |
| Economically Disadvantaged | 1364 | 78% | 63% | 6% |
| Emergent Bilingual | 601 | 78% | 66% | 10% |
| Special Education | 293 | 42% | 23% | 0% |



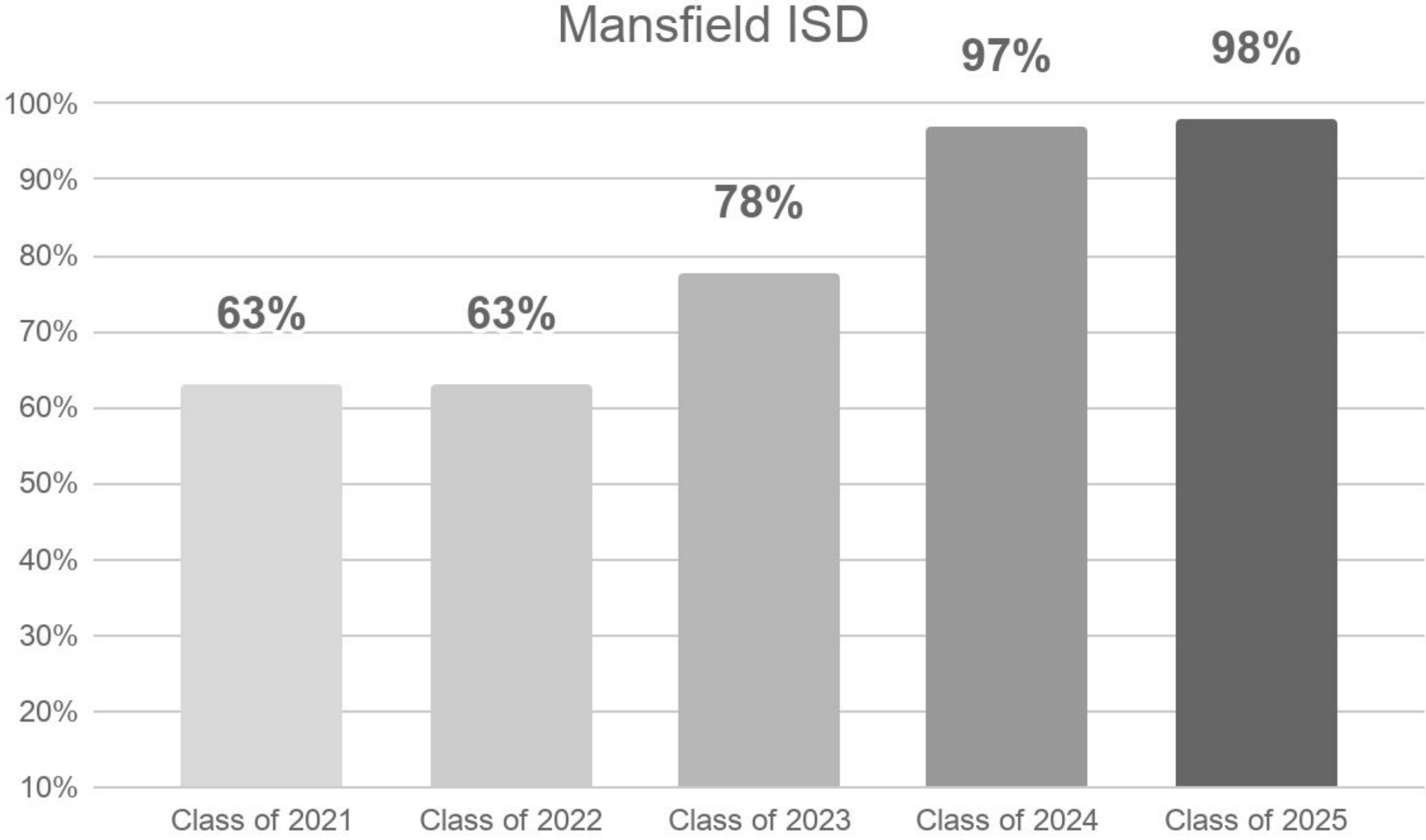
College, Career, & Military Readiness



• College • Career • Military Readiness •



College, Career, and Military Readiness (CCMR)



Career & Technical Education

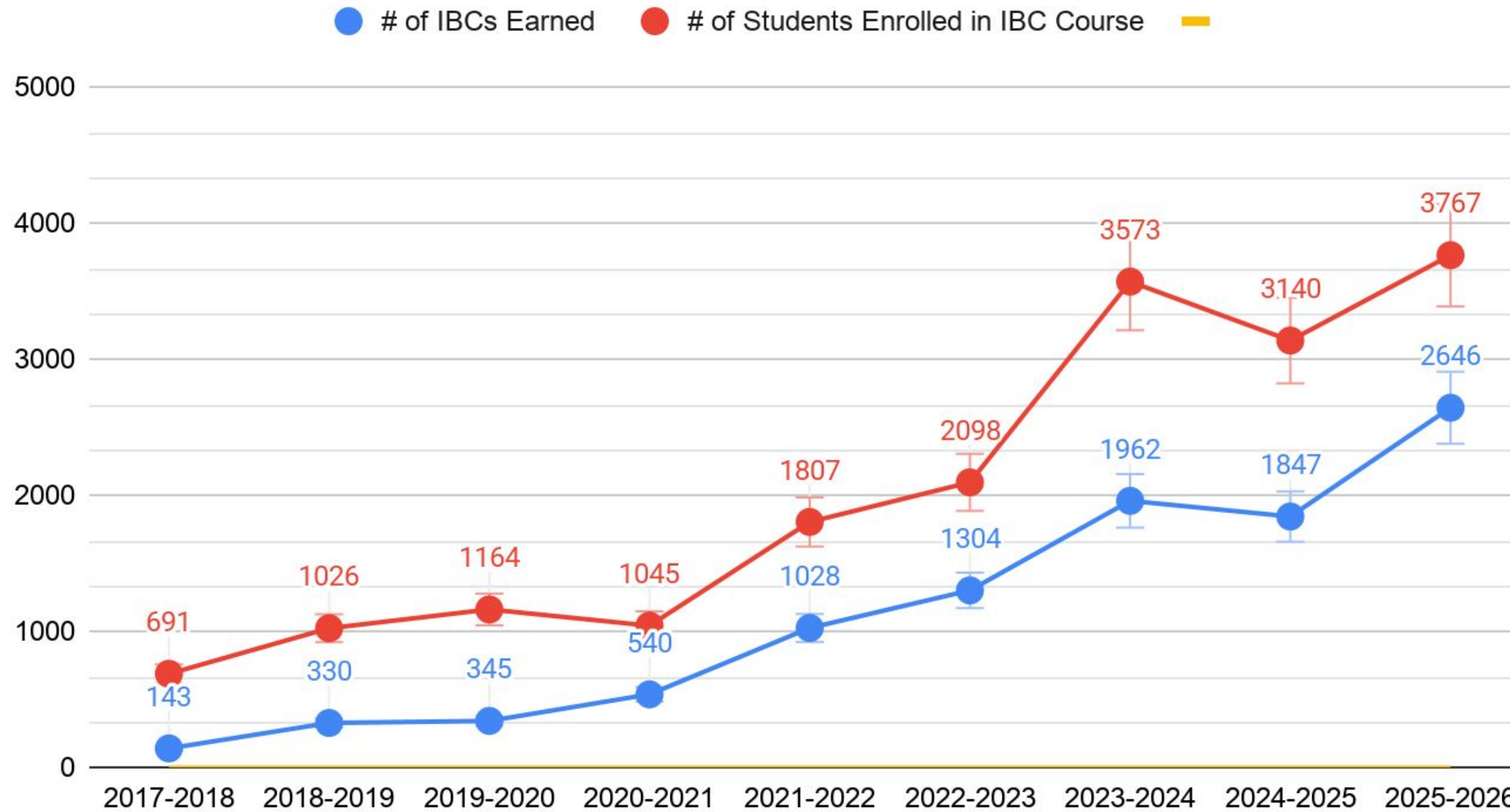


MANSFIELD ISD ¹⁶⁶
CAREER & TECHNICAL EDUCATION



Industry Based Certifications (IBCs)

Industry Based Certification Data



Targeted Campus Support

Differentiated Campus

CIA Leadership will provide differentiated levels of support & training.

Conduct Campus Visits

Executive Directors will conduct campus visits weekly, bi-weekly, or monthly based on the the campus need.

Develop Plans of Support

Coordinators (Content and Special Populations) will collaborate with campus administrators to develop a plan of support for identified campuses.

Monitor Fidelity of Implementation

CIA Leadership would be responsible for monitoring implementation.

Establish a Cadence¹⁶⁸ of Accountability for CIA Divisions.





Questions?





TITLE: Public Hearing on 2026-2027
Budget and Proposed Tax Rate

DATE: June 23, 2026

INFORMATION

BACKGROUND:

The District reviewed the budget calendar during the January 20, 2026 Board Meeting. Budget Updates were held during the Board Meeting on May 26, 2026.

The "Notice of Public Meeting to Discuss Budget and Proposed Tax Rate" was published in the Commercial Recorder on Thursday, June 11, 2026, in compliance with State law requiring the notice be published not less than 10 nor more than 30 days before the public meeting. A copy of the publication is attached. In addition to the publication of the notice, the budget is required to be posted on the District's web site. A copy of the posting is also included.

The Texas Education Agency requires the Board of Trustees to adopt the budget for the General Fund, School Nutrition, and Debt Service Funds. All Special Revenue Funds and Capital Projects Funds are approved on a project basis during the fiscal year as funds are authorized and available.

The purpose of the public meeting is to discuss the school district's budget that will determine the tax rate that will be adopted. Public participation in discussion of the 2026-2027 budget is invited. The 2026-2027 Proposed Budgets for the General, School Nutrition, and Debt Service Funds are attached.

CONSIDERATIONS:

- Open the hearing for input from the public
- Close the hearing after receiving input from the public

RECOMMENDATION:

None: For Informational purposes only

NOTICE OF PUBLIC MEETING TO DISCUSS BUDGET AND PROPOSED TAX RATE

The _____ Mansfield Independent School District _____ will hold a public meeting at _____ 6:00 pm; Tuesday, June 23, 2026 _____ in _____ MISD Center for Performing Arts; 1110 W Debbie Lane _____ Mansfield, TX 76063 _____.

The purpose of this meeting is to discuss the school district’s budget that will determine the tax rate that will be adopted. Public participation in the discussion is invited.

The tax rate that is ultimately adopted at this meeting or at a separate meeting at a later date may not exceed the proposed rate shown below unless the district publishes a revised notice containing the same information and comparisons set out below and holds another public meeting to discuss the revised notice.

Maintenance Tax \$.7869 / \$100 (Proposed rate for maintenance and operations)

School Debt Service Tax
Approved by Local Voters \$.36 / \$100 (proposed rate to pay bonded indebtedness)

Comparison of Proposed Budget with Last Year’s Budget

The applicable percentage increase or decrease (or difference) in the amount budgeted in the preceding fiscal year and the amount budgeted for the fiscal year that begins during the current tax year is indicated for each of the following expenditure categories:

| | | | |
|----------------------------|----------------------------|----|------------------------------|
| Maintenance and operations | _____ % increase | or | _____ .15 _____ % (decrease) |
| Debt service | _____ .97 _____ % increase | or | _____ % (decrease) |
| Total expenditures | _____ .05 _____ % increase | or | _____ % (decrease) |

Total Appraised Value and Total Taxable Value (as calculated under Tax Code Section 26.04)

| | <u>Preceding Tax Year</u> | <u>Current Tax Year</u> |
|--|--------------------------------|--------------------------------|
| Total appraised value* of all property | \$ <u> 34,011,493,917 </u> | \$ <u> 35,902,280,375 </u> |
| Total appraised value* of new property** | \$ <u> 610,933,283 </u> | \$ <u> 1,030,879,446 </u> |
| Total taxable value*** of all property | \$ <u> 24,398,663,239 </u> | \$ <u> 25,348,684,048 </u> |
| Total taxable value*** of new property** | \$ <u> 570,780,037 </u> | \$ <u> 886,146,153 </u> |

* “Appraised value” is the amount shown on the appraisal roll and defined by Tax Code Section 1.04(8).
 ** “New property” is defined by Tax Code Section 26.012(17).
 *** “Taxable value” is defined by Tax Code Section 1.04(10).

Bonded Indebtedness

Total amount of outstanding and unpaid bonded indebtedness* \$ 1,222,175,000

* Outstanding principal.

Comparison of Proposed Rates with Last Year's Rates

| | <u>Maintenance & Operations</u> | <u>Interest & Sinking Fund*</u> | <u>Total</u> | <u>Local Revenue Per Student</u> | <u>State Revenue Per Student</u> |
|---|-------------------------------------|-------------------------------------|--------------|----------------------------------|----------------------------------|
| Last Year's Rate | \$ 0.7869 | \$ 0.36000 * | \$ 1.14690 | \$ 7,281 | \$ 6,027 |
| Rate to Maintain Same Level of Maintenance & Operations Revenue & Pay Debt Service | \$ 0.8557 | \$ 0.3615 * | \$ 1.2172 | \$ 8,119 | \$ 5,725 |
| Proposed Rate | \$ 0.7869 | \$ 0.36 * | \$ 1.1469 | \$ 7,690 | \$ 5,725 |

*The Interest & Sinking Fund tax revenue is used to pay for bonded indebtedness on construction, equipment, or both. The bonds, and the tax rate necessary to pay those bonds, were approved by the voters of this district.

Comparison of Proposed Levy with Last Year's Levy on Average Residence

| | <u>Last Year</u> | <u>This Year</u> |
|---|------------------|------------------|
| Average Market Value of Residences | \$ 389,521 | \$ 417,965 |
| Average Taxable Value of Residences | \$ 307,078 | \$ 253,597 |
| Last Year's Rate Versus Proposed Rate per \$100 Value | \$ 1.1469 | \$ 1.1469 |
| Taxes Due on Average Residence | \$ 3,522 | \$ 2,909 |
| Increase (Decrease) in Taxes | | \$ (613) |

Under state law, the dollar amount of school taxes imposed on the residence homestead of a person 65 years of age or older or of the surviving spouse of such a person, if the surviving spouse was 55 years of age or older when the person died, may not be increased above the amount paid in the first year after the person turned 65, regardless of changes in tax rate or property value.

Notice of Voter-Approval Rate: The highest tax rate the district can adopt before requiring voter approval at an election is 1.1469. This election will be automatically held if the district adopts a rate in excess of the voter-approval rate of 1.1469.

Fund Balances

The following estimated balances will remain at the end of the current fiscal year and are not encumbered with or by a corresponding debt obligation, less estimated funds necessary for operating the district before receipt of the first state aid payment:

| | |
|--|----------------|
| Maintenance and Operations Fund Balance(s) | \$ 112,866,891 |
| Interest & Sinking Fund Balance(s) | \$ 64,781,703 |

A school district may not increase the district's maintenance and operations tax rate to create a surplus in maintenance and operations tax revenue for the purpose of paying the district's debt service.

Visit Texas.gov/PropertyTaxes to find a link to your local property tax database on which you can easily access information regarding your property taxes, including information about proposed tax rates and scheduled public hearings of each entity that taxes your property.

The 86th Texas Legislature modified the manner in which the voter-approval tax rate is calculated to limit the rate of growth of property taxes in the state.

DATE: June 23, 2026
TO: Dr. Tiffanie Spencer
Superintendent
FROM: Dr. Jennifer Stoecker
Associate Superintendent of Human Resources Services
RE: 20+ YEARS

NAME: Barona, Myriam
ASSIGNMENT: SPED FALS Aide/TA Howard MS
EXPERIENCE: 28 year(s) w/ MISD
REASON: Retiring
EFFECTIVE DATE: May 22, 2026

NAME: Brogden, Jeffrey
ASSIGNMENT: Associate Superintendent of Facilities & Bonds/Maintenance
EXPERIENCE: 22 year(s) w/ MISD
REASON: Retiring
EFFECTIVE DATE: May 29, 2026

NAME: Cantu, Kimberley
ASSIGNMENT: Superintendent-Emeritus/Central Office
EXPERIENCE: 27 year(s) w/ MISD
REASON: Retiring
EFFECTIVE DATE: June 30, 2026

NAME: Dodge, Kevin
ASSIGNMENT: Fourth Grade/DP Morris ES
EXPERIENCE: 21 year(s) w/ MISD
REASON: Promotion in Another District
EFFECTIVE DATE: May 22, 2026

NAME: Polson, Victoria
ASSIGNMENT: Vocational-Education/Ben Barber Career Academy
EXPERIENCE: 25 year(s) w/ MISD
REASON: Retiring
EFFECTIVE DATE: May 22, 2026

NAME: Remington, Laurie
ASSIGNMENT: Math-Secondary/Mansfield HS
EXPERIENCE: 21 year(s) w/ MISD
REASON: Personal
EFFECTIVE DATE: May 22, 2026

NAME: Roberson, Ronnie
ASSIGNMENT: Social Studies-Secondary/Coach/Summit HS
EXPERIENCE: 27 year(s) w/ MISD
REASON: Retiring
EFFECTIVE DATE: May 22, 2026

NAME: Rosson, Dawn
ASSIGNMENT: Second Grade/Brenda Norwood ES
EXPERIENCE: 29 year(s) w/ MISD
REASON: Retiring
EFFECTIVE DATE: May 22, 2026

NAME: Schwartz, Kimberly
ASSIGNMENT: Director of Special Education
EXPERIENCE: 29 year(s) w/ MISD
REASON: Retiring
EFFECTIVE DATE: June 30, 2026

NAME: Wigley, Bridgett
ASSIGNMENT: Choir-Secondary/Danny Jones MS
EXPERIENCE: 20 year(s) w/ MISD
REASON: Relocation
EFFECTIVE DATE: May 22, 2026

NAME: Williams, Timothy
ASSIGNMENT: Athletic Coordinator/Rogene Worley MS
EXPERIENCE: 23 year(s) w/ MISD
REASON: Retiring
EFFECTIVE DATE: May 22, 2026

Mansfield Independent School District School Board

Committee List for 2026-2027

| Committee Name | Current Board Members | Number of Committee Members | Yearly Meetings | Contact | Email address | Purpose |
|---|---|-----------------------------|--|---|--|--|
| Advocacy | Jesse Cannon; Ana-Alicia Horn; Benita Reed | 3 | Convention once a year & NTAASB quarterly; Engage Mansfield ISD, legislative | Donald Williams, Chief of Staff | DonaldWilliams@misdmail.org | Focus on educating the MISD community on legislative priorities through Engage Mansfield ISD, lead contacts with local legislators, trips to Austin to visit legislators, participate with the legislative leadership committee and NTAASB |
| Appraisal District | Michelle Newsom; Benita Reed; Jason Thomas | 3 | TBD | Chief Financial Officer | | Three board members will serve on this committee. The committee will follow the Tarrant County and Johnson County Appraisal District meetings in order to share important information with the board and make informed decisions when voting for Appraisal District Board Members. |
| Auditor | Michele Gooch; Michelle Newsom | 2-3 | | Chief Financial Officer | | The committee works with Chief Financial Officer on directing the auditors during the audit process. Not directly involved with the audit, but works with the auditors on what the district wants audited. |
| Board Operating Procedures | Michele Gooch; Ana-Alicia Horn; Jason Thomas | 3 | 2-3/year | | | Three board members who will review the current document and suggest updates and revisions to present to the Board for adoption. April is a good time to review and present to the Board so the newly elected board has the most current and updated copy. The Board President or the Coordinator of School Board Operations coordinates this committee. |
| Board Oversight Committee | Jandel Crutchfield; Ana-Alicia Horn; Jason Thomas | 3 | 6 per year | | | Board president and two other board members serve on this committee to review the priorities from the curriculum audit related to board policy, work with staff to create community meeting schedule/plan; develop board work session/professional development ideas |
| MISD Education Foundation/Staff Support | Jesse Cannon (support staff); Michele Gooch (Ed Foundation) | 2-3 | one/month or as needed for staff support | Jennifer Kurecka, Director of Education Foundaion | jenniferkurecka@misdmail.org | One member acts as a non-voting member of ed-foundation, but attends all meetings, usually one per month; and, supports/attends any of the additional fundraising events. The other member serves as liaison with staff to support large forward facing events, including, but not limited to graduation, back to school bash, etc. |
| Policy Review | Jandel Crutchfield; Michelle Newsom; Benita Reed | 3 | 4-5/year | David Wright, Assistant Superintendent Student Services & Support | davidwright@misdmail.org | Reviews policy changes from the State can also suggest changes to local Board policies. |
| Safety | Jesse Cannon; Jandel Crutchfield | Board President plus 1 | 4/year | Britney Fortner Director of Safety, Security & Threat Mgt. | britneyfortner@misdmail.org | Board President and one other Board member serve on this committee to discuss safety strategies and protocol through out the year. The committee will meet 4 times a year. |
| TASB Delegate | Ana-Alicia Horn | 1 | Convention once a year; NTAASB quarterly | | | Attends the delegate assembly at the TASB convention and vote on any proposed TASB changes for policies or advocacy. Will attend as many North Texas Area Association of School Boards (NTAASB) meetings as possible, making the TASB Grassroots meeting a priority. |
| TASB Delegate Alternate | Jesse Cannon | 1 | Convention once a year; NTAASB quarterly | | | Attends the delegate assembly at the TASB convention and vote on any proposed TASB changes for policies or advocacy. Will attend as many North Texas Area Association of School Boards (NTAASB) meetings as possible, making the TASB Grassroots meeting a priority. |
| Technology | Jandel Crutchfield | 1-2 | 3-4/year | Shawntee Cowan, Chief Technology Officer | shawnteecowan@misdmail.org | Discusses technology implementations, equipment and projects. |

Notes: Reach out to the coordinators of the committee in which you have been assigned, introduce yourself and let them know you will now be serving on their committee.



**Board of School Trustees
Mansfield Independent School District**

TITLE: Consideration and Approval of Board
Resolution #26-24 Appoint an Officer or
District Personnel to Oversee MISD Tax Rate

DATE: June 23, 2026

ACTION

BACKGROUND:

The Board of Trustees of the Mansfield Independent School District is authorized by Texas Education Code 11.151 to govern and oversee the management of the public schools in the District. An officer or employee designated by the board shall calculate the tax rate and the voter approved tax rate for the district.

CONSIDERATION:

Consider the District’s designated officer responsible for calculating and reporting the no-new-revenue tax rate and the voter-approval tax rate as determined by state law shall be Rick D. Barnes, Tax Assessor-Collector, Tarrant County Tax Office.

RECOMMENDATION:

The Superintendent recommends that the Board approve Resolution #26-24 to Appoint an Officer or District Personnel to Oversee MISD Tax Rate appointee as Rick D. Barnes, Tax Assessor-Collector, Tarrant County Tax Office.

RECOMMENDED MOTION:

“Move to adopt Resolution #26-24 Appoint Rick D. Barnes, Tax Assessor-Collector, Tarrant County Tax Office to Oversee MISD Tax Rate as presented.”

**RESOLUTION OF THE BOARD OF TRUSTEES OF
MANSFIELD INDEPENDENT SCHOOL DISTRICT
RESOLUTION #26-24**

WHEREAS, the Board of Trustees (“Board”) of the Mansfield Independent School District (“District”) is authorized by Texas Education Code § 11.151 to govern and oversee the management of the public schools in the District; and

WHEREAS, the Board, as authorized by Texas Education Code § 45.002, .003(a) may levy, assess, and collect annual ad valorem taxes for the maintenance of the district’s schools. Taxes may not be levied unless authorized by a majority of the qualified voters of the district, voting at an election called for that purpose; and

WHEREAS, after the District’s assessor submits the appraisal roll to the board, an officer or employee designated by the board shall calculate the no-new-revenue tax rate and the voter-approval tax rate for the district; and

WHEREAS, the designated officer or employee shall use the tax rate calculation forms prescribed by the comptroller under Tax Code 5.07 in calculating the no-new-revenue tax rate and the voter-approval tax rate; and

WHEREAS, pursuant to Texas Tax Code § 26.04(c), (d-1), (d-3), as soon as practicable after the designated officer or employee calculates the no-new-revenue tax rate and the voter-approval tax rate of the district, the designated officer or employee shall submit the tax rate calculation forms used in calculating the rates to the county assessor-collector for each county in which all or part of the territory of the district is located.

NOW, THEREFORE, BE IT RESOLVED BY THE BOARD OF TRUSTEES OF THE MANSFIELD INDEPENDENT SCHOOL DISTRICT:

RESOLVED, the Board of Trustees hereby appoints Rick D. Barnes, Tax Assessor-Collector, Tarrant County Tax Office as the designated officer responsible for calculating and reporting the no-new-revenue tax rate and the voter-approval tax rate as determined by state law.

RESOLVED, the authority granted by this resolution is effective henceforth unless the Board takes action to change the title of the appointee.

PASSED AND APPROVED this 23rd day of June 2026 by the Board of Trustees for the Mansfield Independent School District.

By: _____
MISD School Board President

Attest: _____
MISD School Board Secretary

MEMORANDUM OF UNDERSTANDING

Between the

MANSFIELD INDEPENDENT SCHOOL DISTRICT

And the

MANSFIELD ISD EDUCATION FOUNDATION

This Memorandum of Understanding is between the Board of Trustees (the “MISD Board”) of the Mansfield Independent School District (“MISD” or the “District”) and the Board of Directors (“Foundation Board”) of the Mansfield ISD Education Foundation (“the Foundation”).

WHEREAS, MISD is a political subdivision of the State of Texas and an independent public school system located in Tarrant County, Texas; and

WHEREAS, the Foundation is a Texas nonprofit corporation recognized under section 501(c)(3) of the Internal Revenue Code as exempt from federal income taxes; and

WHEREAS, the Foundation is organized and operated exclusively for charitable purposes to benefit the District; and

WHEREAS, the parties desire to enter into this Memorandum of Understanding (“MOU”) to memorialize the nature of the parties’ relationship, ratify and approve past activities, and mutually acknowledge the respective obligations and rights of the parties in the future; and set forth the terms that support public education while preserving the legal, financial, and operational independence of each entity.

THEREFORE, in consideration of the mutual covenants, promises, and conditions contained herein, MISD and the Foundation agree as follows:

- A. **MISD’s Public Purposes**: The MISD Board recognizes that developing and maintaining strong partnerships with organizations to support the District’s educational programs and activities supports all the Board’s goals and Strategic Plan and that such partnerships serve the best interests of the District, serve a public purpose, and result in continued benefits to the District. The Board additionally recognizes the following educational public purposes for the District’s support of the Foundation:
1. The Foundation originally was founded to support MISD schools.
 2. To assist MISD in managing and maximizing its funds in the light of the uncertainties and restrictions inherent in the Texas public school finance system, the District and the MISD Board must seek alternative sources of

revenue to continue and/or enhance its quality education programs that serve MISD students.

3. Maximizing alternative revenue sources requires strong community support, which, in turn, requires reciprocal commitment and support from MISD.
4. MISD has received benefits from its partnership with and investment in the Foundation through the Foundation's numerous grants and donations that benefit MISD's students, staff, and instructional programs and expects to continue to receive benefits from the Foundation in the future.
5. Continuing the momentum that has been achieved in maximizing alternative revenue sources through the Foundation requires a continued commitment from the District.
6. Community involvement in raising money for educational programs results in constituents' tangible and intangible investment in the school district and further creates a legitimate expectation from the community that the District will continue to devote resources to support the Foundation.
7. Community support is facilitated by the convenience of having the Foundation's office located on familiar District premises.
8. Fundraising efforts by Foundation directors, personnel, and volunteers relieve the District's Superintendent, administrators, teachers, and staff of these activities, leaving them free to focus on the District's educational mission.
9. The Foundation will provide dollars raised to the District for the betterment of the District's educational programs and the tangible and intangible benefits that the Foundation returns to the District will exceed the financial support that the District provides to the Foundation.

B. **Term and Termination:** This Memorandum of Understanding shall be effective as of the last date executed below and, except as otherwise provided herein, shall continue until either party provides written notice to the other of its intention to withdraw. Such withdrawal shall be effective 60 days after receipt of the written notice. Notwithstanding the foregoing, the District and Foundation shall review this MOU each year in approximately April and may agree on revisions as appropriate.

C. **MISD Commitment**: The MISD Board agrees that the District shall continue to provide support to the Foundation provided that public school purposes continue to be met and controls are in place. The MISD Board reserves the right to discontinue the appropriation of funds or other assistance in any budget year. MISD will provide the following support to the Foundation:

1. Reasonable office space, furnishings, equipment, and facilities located at the Central Office and utilities provided without rental or lease charge for the Foundation's Director, Foundation Specialist and up to one employee the Foundation may hire to support the Foundation provided the Foundation and its employees agree to comply with the District's policies and practices related to use of such facilities.
2. Access for Foundation employees to the District's electronic communication systems (e.g. email, computer network, telephone systems), provided that the Foundation employees agree to comply with the District's policies regarding use of such systems.
3. Climate-controlled storage space for Foundation materials, event supplies, presentation equipment, and grant-related items in regular operational use. Such space shall be provided at the Central Office, if available, or at another accessible location within the District as determined by the Superintendent or designee.
4. All regular custodial services and routine maintenance of District facilities provided to the Foundation at no cost. The Foundation agrees it will not engage in any destructive or altering activity in District facilities or on District property. In the event an event requires security, such security personnel shall be provided by the event sponsor.
5. Opportunities for recognition of the Foundation at appropriate District celebrations, functions and in publications.
6. Support for Foundation programs, events, and initiatives using MISD communication channels as appropriate.

D. **Use of District Resources**: The Foundation's use of District resources shall be narrowly defined and documented. This section shall explicitly address: use of facilities; use of District communication systems. Absent express authority, the Foundation shall not use District resources.

1. Technology and Equipment: All computers, laptops, printers, telephones, and related technology equipment provided to Foundation staff and the Frances Brownlie Program Liaison for use within the District systems and infrastructure is purchased through and remains the property of the District. This applies to all Foundation-connected personnel who conduct work within the District's network environment, consistent with the Foundation's Policies and Procedures (Section 3.2), which recognize the District's management of the Foundation's digital infrastructure and security protocols. No reimbursement to the District is required for District-owned technology equipment.
2. Foundation Operating Expenses: The Foundation shall be responsible for its own operational and supply expenses, including postage, printing materials, envelopes, and other consumable office supplies. The Foundation will be invoiced by the District for supply items ordered through District purchasing channels, and shall remit payment in a timely manner. The Foundation shall also be responsible for the cost of ceremonial presentation checks and other promotional materials used in joint events such as Grant Patrol.

E. Employment of Foundation Staff:

MISD and the Foundation Board agree on the following to ensure that a proper public educational purpose is served by this Memorandum of Understanding.

1. The Director is a MISD Employee. The District shall administer payroll for the Director using funds provided by the Foundation, consistent with the Board-approved compensation. The Director shall report to the Foundation's Board of Directors as provided in Bylaws (Section 3.12). The Director shall maintain a direct liaison relationship with the MISD Superintendent to ensure alignment between the Foundation's grantmaking and programs and the District's priorities and needs. This relationship is collaborative in nature.
2. The Foundation Board of Directors shall provide input and recommendations regarding the employment, performance, and compensation of the Foundation Director in accordance with the Foundation's Bylaws, including the annual review process conducted by the Review Committee. The Superintendent shall participate in the selection process and annual performance review of the Director. Any recommendations concerning the Director's employment status, compensation, performance expectations, or separation shall be communicated to Superintendent for consideration and action consistent with applicable law,

District policy, and the authority vested in the Superintendent and MISD Board of Trustees. The Foundation Board President and Superintendent shall confer regarding any significant concerns affecting the Director's performance or the Foundation operations.

3. The Foundation Specialist is a MISD Employee. The District shall administer payroll for the Foundation Specialist using funds provided by the Foundation, consistent with the Board-approved compensation. The Specialist shall report to the Director.
4. Future Foundation employees, if any, may be incorporated into the pass-through payroll arrangement by mutual written agreement of both parties, provided the Foundation reimburses 100% of all employment costs. Compensation for any future employee shall be determined by the Foundation's Board of Directors.
5. Effective July 1, 2026, The Foundation shall assume 100% of the direct costs of employment for the Director and Foundation Specialist. The pass-through payroll arrangement shall continue so long as both parties agree in writing, in order to preserve Foundation staff access to TRS retirement and District health benefits.

F. Responsibilities of the Foundation:

1. The Foundation is a nonprofit educational corporation organized in Mansfield, Texas for educational and charitable purposes exclusively for the benefit of the District and must maintain its IRC § 501(c)(3) status at all times under this MOU. Nothing in this MOU will supersede the bylaws of the Foundation.
2. The Foundation agrees that, during the term of this Memorandum of Understanding, the Foundation, will use its best efforts to solicit, collect, invest, and administer funds for the Foundation, which shall be used to enrich the educational programs of the District. The Director will collaborate with District staff to ensure all solicitation and fundraising efforts are coordinated to ensure efforts are not duplicated.
3. Except as may be specifically allowed in this MOU, the Foundation agrees that it will require its personnel and any District personnel providing services to the Foundation to follow all policies and procedures of the District when representing the Foundation in any capacity.

4. The Foundation will continue to recognize the District or other non-profit organizations benefiting the District, its employees, volunteers and/or students as the sole beneficiaries of its solicitation programs conducted in furtherance of its charitable purposes.
5. The Foundation shall be responsible for employing any other persons it determines are necessary for the Foundation and the Foundation shall be responsible for the costs of supplies, printing, copying, postage, shipping, and other typical office and operational expenses.
6. The Foundation shall reimburse MISD for 100% of the direct costs of employment for the Director and Foundation Specialist. Such reimbursement shall be made quarterly within 30 days of the date on which the District notifies the Foundation in writing of the quarterly amount expended for employment of the Director and Foundation Specialist.

G. Annual Accountability and Reporting

1. The Foundation shall provide to the Superintendent and MISD Board of Trustees a copy of its most recently filed IRS Form 990 promptly upon filing each year, recognizing that the Foundation's filing timeline typically aligns with the close of its fiscal year on June 30.
2. Biennial Impact Report: No later than September 30 following the close of every other fiscal year – with the first report due September 30 2028 (following the close of the 2027-28 fiscal year) – the Foundation shall provide: (a) written Impact Report summarizing grants awarded during the preceding two fiscal years, total dollars distributed to benefit teachers and students, key programs including Frances Brownlie Scholarship program, and the Foundation's assessment of how its contributions meet or exceed the value of the District's in-kind support; and (b) financial statements for the preceding two fiscal years, consistent with the Foundation's obligations under Bylaws Article VIII, Section 8.02. Such reporting shall not be construed as District oversight or control, but as a transparency measure to ensure public confidence.
3. Upon reasonable written request, the Foundation shall provide to the Superintendent any additional documentation needed to verify the Foundation's ongoing compliance with this MOU.

agreement, using funds provided entirely by the Foundation through the quarterly reimbursement process. The District shall handle payroll processing, applicable tax withholding, and required regulatory reporting for the funds it administers on the Foundation's behalf. This arrangement exists to provide Foundation staff with access to TRS retirement and District health benefits. This does not include Foundation contract employees, such as the Frances Brownlie Program Liaison.

2. The Foundation's employees, volunteers, and board members have no authority to represent themselves as employees or agents of the District, shall not enter into any agreement or obligation on behalf of MISD, and shall not exercise authority over District employees. Reciprocally, District employees, administrators, and board members shall not represent themselves as agents of the Foundation or enter into any obligation on behalf of the Foundation.
3. Facilities Access: Foundation staff (Director and Foundation Specialist) shall be issued District access badges that permit entry to District facilities for Foundation operational purposes, including but not limited to: Board and committee meetings, fundraising and community events hosted in District facilities, Grant patrol campus visits, grant follow-up visits, and Frances Brownlie program monitoring. Building keys signed out by Foundation staff through the Superintendent's office are on record and shall remain so on an ongoing basis. All facility and campus access are subject to a current, clear criminal history background check on file with the District, conducted and renewed consistent with District protocol. Foundation staff shall comply with all applicable District campus security and facility use policies.
4. Facilities Access: Foundation Board Members shall be issued District identification badges for use during official Foundation activities at District campuses and facilities. These identification credentials are for identification and check-in purposes only and do not provide independent building access. Board members shall continue to check in with front desk personnel upon each visit and shall comply with all applicable District visitor protocols.
5. Background Checks: Criminal history background checks for Foundation staff and contractors seeking access to District facilities shall be conducted in accordance with District protocol, as determined by MISD. The Foundation shall cooperate fully with the District's background check process and requirements.

6. Liaison Relationship: The MISD Superintendent shall serve as the primary District liaison to the Foundation. The Superintendent and the Foundation's Director shall meet no less than twice per year to discuss District priorities, Foundation programs, and opportunities for alignment. This relationship is collaborative and advisory in nature and does not constitute a supervisory or administrative reporting relationship between the Superintendent and the Director.

I. Francis Brownlie Scholarship Program and Liaison:

1. The Foundation administers the Frances Brownlie Scholarship Program (the 'Program'), which supports current MISD paraprofessionals and qualifying staff in obtaining teacher certification and becoming certified teachers within the District.
2. The Program is contingent upon the availability of dedicated donor funding secured by the Foundation. Continuation of the Program in any given year is subject to the Foundation Board's confirmation that sufficient funding is available and the District's partnership agreement with the Partnered university.
3. Program participants must meet eligibility requirements established by the Foundation and the partner university, consistent with the Foundation's Policies and Procedures (Section 7.1).
4. Completion of the program does not guarantee employment. Program candidates must apply for and be hired through MISD's standard hiring process and are not guaranteed placement in any specific school or position.
5. Frances Brownlie Program Liaison: The Foundation employs a Frances Brownlie Program Liaison (the 'Liaison') as a contracted position of the Foundation. The Liaison's compensation is funded exclusively through designated Frances Brownlie program funds and is not part of the District payroll arrangement. The Liaison is not an MISD employee.
6. The Liaison shall be issued a District campus access credential consistent with the access provisions (Section H.3), permitting visits to MISD campuses to support program candidates and coordinate with campus staff. Such access is subject to a clear criminal history background check on file with the District, consistent with District protocol.

7. The Liaison shall be provided a District-managed device consistent with Section C.2 of this MOU, as the Liaison conducts work within the District's network infrastructure in support of MISD staff and the District's teacher development pipeline. The device shall remain District property and shall be subject to all applicable District technology and acceptable use policies.
8. The Foundation's Policies and Procedures (Section 7.1) and the MOU for the Francis Brownlie Program govern the administration of the Program, including eligibility, application, funding, and reimbursement procedures.

J. Insurance and Indemnity:

1. Foundation will maintain commercial general liability insurance coverage at all times during the pendency of this MOU. MISD shall be named as an additional insured on any policy of insurance obtained to satisfy the Foundation's obligations hereunder. The foundation shall provide proof of the required insurance coverage upon obtaining the same.
2. The Foundation will maintain professional liability insurance on the Board of Directors in an amount typical for similar charitable boards of directors in the area in which the Foundation is located but no less than the amount required under Texas Civil Practices and Remedies Code § 84.007(g).
3. Foundation shall indemnify and hold MISD and its employees and agents and the MISD Board harmless for any and all claims, damages, negligence, complaints, causes of action, cost and expenses, including reasonable attorney's fees, connected with, or arising out of any aspect of this Agreement or the Foundation's or its employees' or agents' presence on MISD premises. This section shall survive the termination of this Agreement. This indemnity agreement specifically includes, without limitation, any claims or complaints arising out of or connected in any way to the District's agreement to hire and employ persons on behalf of or for the benefit of the Foundation.

K. Dispute Resolution:

This MOU shall be construed in accordance with the laws of the State of Texas. Venue for any action hereunder shall lie in Tarrant County, Texas. In the event of any dispute arising out of or relating to this Memorandum of Understanding, the parties agree to first attempt to resolve this matter in good faith through informal discussions between the District

Superintendent (or designee) and the Foundation President (or designee), to occur within ten (10) business days of written notice of the dispute. If the matter is not resolved within (30) days, the dispute may be escalated to the District's leadership, including the Superintendent and/or Board of Trustees, and the Foundation's Board of Directors for further discussion. If the dispute remains unresolved, the parties may mutually agree to submit the matter to non-binding mediation, with the costs shared equally and bear their own attorney's fees. Nothing herein shall limit either party's right to terminate this MOU in accordance with its terms.

L. General Provisions

1. This MOU constitutes the entire understanding between the parties regarding the subject matter contained herein and replaces and supersedes any prior agreements, oral or in writing. This Agreement may only be amended by written instrument executed by both parties.
2. The pass-through payroll arrangement described herein applies to the Foundation Director, Foundation Specialist, and any future Foundation employees added by mutual written agreement. The Frances Brownlie Program Liaison is a contracted position of the Foundation funded by program-specific funds and is not included in the District payroll arrangement. Nothing in this MOU shall be construed to create a traditional employment relationship between MISD and Foundation staff for purposes of governance, supervision, or disciplinary authority beyond what is expressly provided herein.
3. The Foundation shall maintain on file with MISD current copies of its Certificate of Formation, Bylaws including any amendments and IRS 501(c)(3) determination letter.
4. The Foundation may purchase and sell alcohol and/or alcoholic beverages at or in support of its fundraising events held at facilities other than those owned by the District.
5. The Foundation shall not apply for or accept any grant that requires MISD to contribute or expend any funds, agree to future actions, or hire personnel without first obtaining written authorization from the MISD Superintendent.

AGREED TO this 18th day of June, 20 26.

BOARD OF TRUSTEES
MANSFIELD INDEPENDENT SCHOOL
DISTRICT

BOARD OF DIRECTORS
MANSFIELD ISD EDUCATION
FOUNDATION

By: _____

By: 

Name: Jandel Crutchfield
Title: President

Name: Hamilton Walker
Title: President

Date Signed: _____

Date Signed: 6/18/2026

ATTEST:

ATTEST:

By: _____

By: 

Name: Jason Thomas
Title: Secretary

Name: Trent Tucker
Title: Secretary

1. Call to Order

The meeting was called to order at 6:00 p.m.

2. Roll Call

Board Members present were: Jesse Cannon II, Ana-Alicia Horn, Dr. Jandel Crutchfield, Dr. Benita Reed, Michelle Newsom, and Jason Thomas.

3. Ceremony for Administering the Oath of Office to Newly Elected Board Members

Newly elected Board Member, Benita Reed, was administered the Oath of Office for the Mansfield ISD Board of Trustees Place 6, Dr. Leonard Hornsby, Vice President of Tarrant County College District Board of Trustees. Newly elected Board Member, Michele Gooch, was administered the Oath of Office for the Mansfield ISD Board of Trustees Place 7, Julissa Martin, Notary Public.

4. Meeting Opening

4.1. Prayer

The prayer was led by Dr. Jandel Crutchfield.

4.2. Pledges

The pledges were led by Ana-Alicia Horn.

5. District Recognition

5.1. April School Board Superstar Awards

The following students were recognized for being a School Board Superstar for the month of April: Kylie Jenkins, Acelyn Del Moral St Cyr, Ava Weathers, Victoria Rogers, Axen Thomas, Lily Winderweedle, Lawson Dinkle, Levi Hernandez, and Aurora Pena.

5.2. May School Board Superstar Awards

The following students were recognized for being a School Board Superstar for the month of May: Nolan Davis, Da'maya Serenity Jones, Coleman Parr, Kassidy Sands, McKenzi Cupp, Sebastian Leyva, Santiago Betancourt, and Ethan Gear.

5.3. MHS Cheer

The MHS Cheer program was recognized for winning the UCA National Championship.

5.4. Summit Boys Basketball

This agenda item was moved to a later meeting.

5.5. Shayaan Yousef - STEM Awards

Shayan Yousef was recognized for winning 1st Place in Mathematics at the Texas Science and Engineering Fair.

5.6. STEM Schools of Excellence

The following schools were recognized as ITEEA STEM Schools of Excellence: Brenda Norwood STEM Academy.

5.7. Business & Finance Awards

The Mansfield ISD Business and Finance Department was recognized for earning several prestigious honors this year, including the TASBO Award of Excellence in Financial Management, TASBO Purchasing Award of Merit, TASBO Rise Award, ASBO Meritorious Budget Award, and GFOA Certificate of Achievement for Excellence in Financial Reporting

5.8. National BPA Winners

The following students were recognized for placing at BPA: Edwin Munoz, Viet Vo, Ryan Omar, Jayden Onyenwere, Joshua Adeyemi, Sebastien Cushmanick, Ope Alabi, Cody Nguyen, Jason Tucker, Caiden Martin, and Mary Egbon

5.9. Texas State German Contest

The following students were recognized for their performance at the Texas State German Contest: Luke Dickey, Michael Yamoah, Matthew Oleson, Luke Pepper, Sophia Robinson, and Akuma Tsung.

5.10. DECA

The following students were recognized for placing at DECA: Nathaniel Iboubi, Jalissa Aguilar, Aracely Ramirez, Emmanuel Alamu, Fawaz Badru, Amber Bains, Sophia Duong, Sidney Nguyen, Luis Gomez, Vanessa Milan, Asima Irshad, and Matthew Renihan.

5.11. VASE

The following students were recognized for placing at the VASE competition: Chloe Abrego, Oluwafifunmi Adenekan, Winter Domo, Yusef Dorsett, Aniyah Elliot, Luca Guest, Yenny Ho, Aubriell Jacob, Amaya

Juarbe, Cindy Le, Reese Matthews, Jacklynn Quezada, and Xavier Rothermund.

5.12. Texas Art Educators Association Gold Seal Winner
Student Yusef Dorsett was recognized for earning the Gold Seal Award at the VASE competition.

5.13. UIL Theatrical Design
Student Tristan DaLuz was recognized for winning third place in the state 6A UIL Theatrical Design Individual Costume contest.

6. District Introductions

6.1. HR Introductions

Dr. Jennifer Stoecker, Associated Superintendent of Human Resource Services, introduced the following hired and promoted employees: Natalie Deaton, Robyn Harris, Monica Irvin, Ruben Molinar, and Donald Williams.

7. Public Comments

7.1. The correct procedure for addressing the Board during Public Comments is as follows: Each speaker should address the Board from the podium microphone and state his or her name before speaking. All speakers will be limited to three minutes to make comments regarding items on the agenda, unless modified by the Board president based on Board Policy BED (LOCAL). Copies of presentations should be made available to all trustees and the Superintendent. Board policy prohibits the discussion of complaints against district employees during an open forum.

The following citizen spoke on agenda item 16.7: Keziah Farrar. The following citizen spoke on agenda item 15.4: Nathan Smith. The following citizen spoke on agenda items 9.1 and 14.2: Tammy Harlan.

8. Closed Session

8.1. Adjourn to closed session pursuant to Texas Government Code Section 551.074, Personnel, to deliberate regarding the appointment, employment, evaluation, reassignment, duties, discipline, or dismissal of a public officer or employee; or to hear a complaint or charge against an officer or employee, 551.071, Consultation with the Board's attorney; 551.072, real property; and 551.076 to conduct deliberations regarding security devices or security audits.

The Board adjourned to closed session at 7:13 p.m.

9. Organization of the Board

9.1. Election of Officers

Jesse Cannon II made a motion to vote for a slate of Board Officers: Dr. Jandel Crutchfield, Board President, Ana-Alicia Horn, Board Vice President, and Jason Thomas, Board Secretary. Jason Thomas seconded the motion.

Dr. Benita Reed voted - aye.

Michelle Newsom voted - nay.

Jesse Cannon II voted - aye.

Dr. Jandel Crutchfield voted - aye.

Jason Thomas voted - aye.

Ana-Alicia Horn voted - aye.

Michele Gooch voted - aye.

The motion carried (6-1).

10. Reconvene

10.1. Reconvene to Public

The Board reconvened to the public at 9:19 p.m.

11. Instructional Focus

11.1. Growing Our Own in MISD - Kristi Cobb and Dr. Marcus Brannon

The Growing Our Own in MISD presentation was given by Kristi Cobb and Dr. Marcus Brannon.

12. Presentation

12.1. 2026-2027 Budget Update - Michele Trongaard & Monica Irvin
The 2026-2027 Budget Update was given by Michele Trongaard and Monica Irvin.

12.2. Senate Bill 546 - School Bus Seat Belt Requirements - Rita Denton

The Senate Bill 546 presentation was given by Rita Denton.

13. Human Resources Report

13.1. 20+ Years

Michelle Newsom recognized the following employees who are retiring or leaving the District with 20 or more years in public education: Sara Alverson, Staci Buck, Amanda Farina, Cathy Gryder, Cynthia Inorio, David Johnson, Rebecca Martini, Melanee McCollum, Cristina Rosalez, Kelley Rudd, Amanda Schatz, Angela Shipe, David Starnes, and Debra Thibodeaux.

13.2. New Hires for Board Approval

Jason Thomas made a motion to approve the Human Resources Report.

Jesse Cannon II seconded the motion.

Dr. Jandel Crutchfield voted - aye.

Ana-Alicia Horn voted - aye.

Jason Thomas voted - aye.

Dr. Benita Reed voted - aye.

Michele Newsom voted - aye.

Jesse Cannon II voted - aye.

Michele Gooch voted - aye.

The motion carried (7-0).

14. Business Items Requiring Board Action

14.1. Consideration and Approval of the First Reading of MISD Policy: FDA (LOCAL)

Dr. Reed made a motion to approve the First Reading of MISD Policy: FDA (LOCAL). Ana-Alicia Horn seconded the motion.

Dr. Jandel Crutchfield voted - aye.

Ana-Alicia Horn voted - aye.

Jason Thomas voted - aye.

Dr. Benita Reed voted - aye.

Michele Newsom voted - aye.

Jesse Cannon II voted - aye.

Michele Gooch voted - aye.

The motion carried (7-0).

14.2. Consideration and Approval of Ratifying the Tax Delinquent Attorney Contract

Jason Thomas moved to approve the Ratifying of the Tax Delinquent Attorney Contract. Ana-Alicia Horn seconded the motion.

Dr. Jandel Crutchfield voted - aye.

Ana-Alicia Horn voted - aye.

Jason Thomas voted - aye.

Dr. Benita Reed voted - aye.

Michele Newsom voted - aye.

Jesse Cannon II voted - aye.

Michele Gooch voted - aye.

The motion carried (7-0).

14.3. Consideration and Approval of Mansfield ISD Board Legislative Priorities for the 90th Legislative Session

Michele Gooch moved to approve the Mansfield ISD Board Legislative Priorities for the 90th Legislative Session. Jesse Cannon II seconded the motion.

Dr. Jandel Crutchfield voted - aye.

Ana-Alicia Horn voted - aye.

Jason Thomas voted - aye.

Dr. Benita Reed voted - aye.

Michele Newsom voted - aye.

Jesse Cannon II voted - aye.

Michele Gooch voted - aye.

The motion carried (7-0).

15. **Consent Agenda**

- 15.1. Approval of Minutes from the April 28, 2026 Regular Board Meeting
- 15.2. Approval of Minutes from the May 12, 2026 Called Board Meeting
- 15.3. Consideration and Approval of Mansfield ISD PIA Business Day Calendar 2026-2027
- 15.4. Consideration and Approval of Proposed Bid Proposals
- 15.5. Consideration and Approval of the Sale of Surplus Vehicles
- 15.6. Consideration and Approval of Proposed Budget Amendments
- 15.7. Consideration and Approval of TEA Attendance Waiver for Various Campuses
- 15.8. Consideration and Approval of Resolution 26-22 - 2026-27 Hazardous Walk Zones
- 15.9. Consideration and Approval of Resolution 26-23 - SB 546 Seat Belt Requirements - Financial Inability Determination
- 15.10. Consideration and Approval of May Book Order
- 15.11. Consideration and Approval of Change Order #1 for 2024 Bond Package P2 Coble and Howard with Lee Lewis Construction

Jesse Cannon II moved to approve the Consent Agenda. Jason Thomas seconded the motion.

Dr. Jandel Crutchfield voted - aye.

Ana-Alicia Horn voted - aye.

Jason Thomas voted - aye.

Dr. Benita Reed voted - aye.

Michele Newsom voted - aye.

Jesse Cannon II voted - aye.

Michele Gooch voted - aye.

The motion carried (7-0).

16. **Superintendent's Report**

There was no action taken on the items below.

- 16.1. Delinquent Tax Reports
- 16.2. Disbursement Reports
- 16.3. Financial Reports
- 16.4. Investment Reports
- 16.5. Property Tax Collection Report
- 16.6. EC Accountability
- 16.7. Board Accountability
- 16.8. Enrollment Report
- 16.9. Attendance Percentage Report
- 16.10. State Intruder Detection Audits
- 16.11. Approved Student Trips
- 16.12. Facility Rental Revenue Report
- 16.13. Open-Ended Bid Report
- 16.14. Resignations
- 16.15. Resignation Reasons
- 16.16. Superintendent New Hires
- 16.17. 2024 Bond Program Report

17. **Adjourn**

- 17.1. Adjourn

The meeting was adjourned at 11:02 p.m.

1. Call to Order

The meeting was called to order at 6:00 p.m.

2. Roll Call

Board members present were: Benita Reed, Michelle Newsom, Jason Thomas, Jandel Crutchfield, Ana-Alicia Horn, Michele Gooch, and Jesse Cannon II.

3. Meeting Opening

3.1. Prayer

The prayer was led by Jason Thomas.

3.2. Pledges

The pledges were led by Michele Gooch.

4. Public Comments

4.1. The correct procedure for addressing the Board during Public Comments is as follows: Each speaker should address the Board from the podium microphone and state his or her name before speaking. All speakers will be limited to three minutes to make comments regarding items on the agenda, unless modified by the Board president based on Board Policy BED (LOCAL). Copies of presentations should be made available to all trustees and the Superintendent. Board policy prohibits the discussion of complaints against district employees during an open forum.

The following citizen spoke on item 5.1: Karen Marcucci.

5. Closed Session

5.1. Adjourn to closed session pursuant to Texas Government Code Section 551.074, Personnel, to deliberate regarding the appointment, employment, evaluation, reassignment, duties, discipline, or dismissal of a public officer or employee; or to hear a complaint or charge against an officer or employee, including a discussion of board committees; 551.071, Consultation with the Board's attorney; 551.072, real property; and 551.076 to conduct deliberations regarding security devices or security audits.

The Board adjourned into closed session at 6:07 p.m.

6. Reconvene

6.1. Reconvene to Public

The Board reconvened to the public at 7:15 p.m.

7. Human Resources Report

7.1. New Hires for Board Approval

Jesse Cannon II made a motion to approve the Human Resources Report. Ana-Alicia Horn seconded the motion.

Dr. Jandel Crutchfield voted - aye.

Ana-Alicia Horn voted - aye.

Jason Thomas voted - aye.

Dr. Benita Reed voted - aye.

Michele Newsom voted - aye.

Jesse Cannon II voted - aye.

Michele Gooch voted - aye.

The motion carried (7-0).

8. Business Items Requiring Board Action

8.1. Discussion of Corporate Sponsorship Agreement and Stadium Advertising Partnership with Methodist Mansfield Medical Center
This item was deferred to a later date.

8.2. Discussion of Proposed Emergency Amendment to DC(LOCAL)
Jason Thomas made a motion to approve the Human Resources Report. Ana-Alicia Horn seconded the motion.

Dr. Jandel Crutchfield voted - aye.

Ana-Alicia Horn voted - aye.

Jason Thomas voted - aye.

Dr. Benita Reed voted - aye.

Michele Newsom voted - aye.

Jesse Cannon II voted - aye.
Michele Gooch voted - aye.

The motion carried (7-0).

9. Adjourn

9.1. Adjourn

The meeting was adjourned at 7:17 p.m.



TITLE: Approval of Optional Flexible School Day Program (OFSDP)

DATE: June 23, 2026

ACTION

BACKGROUND:

The Optional Flexible School Day Program (OFSDP) allows districts to provide flexible hours and days of attendance for students who meet at least one of the requirements of the Texas Education Code §29.0822(a). The goal of the program is to improve graduation rates for students who are in danger of dropping out of school, have dropped out, or are behind in core subject courses.

To participate in the OFSDP, MISD must submit an annual application notifying the Texas Education Agency (TEA) that it plans to participate. The application requires the following information: 1) implementation plan description, 2) a completed Participating Campus, Student Eligibility, and Period of Agreement Template 3) staff plans, 4) schedules, and 5) student attendance accounting security procedures and documentation.

CONSIDERATIONS:

To approve The Phoenix Academy, Timberview HS, Legacy HS, Mansfield HS, Summit HS, Lake Ridge HS to participate in the Optional Flexible School Day Program for the 2026-2027 school year.

RECOMMENDATION:

The Superintendent recommends that the Board approve the TEA Optional Flexible School Day Program application for Summit HS, Mansfield HS, Timberview HS, Legacy HS, Lake Ridge HS, and The Phoenix Academy at The Phoenix Academy.

RECOMMENDED MOTION:

“Move to approve the TEA Optional Flexible School Day Program application as presented.”

Optional Flexible School Day Program Agreement

This document must be fully completed and signed by the school system’s Board President and Superintendent. The signed document must be uploaded into the OFSDP Smartsheet application. This document is a required component of the OFSDP application submission.

Mansfield Independent School District

Legal Name of School District or Open-Enrollment Charter School

605 East Broad Street, Mansfield, Texas 76063

Physical Address

Board Agreement

All information requested must be included with this form. The school district or open-enrollment charter school hereinafter called “district” does hereby certify and agree to the following conditions of the agreement.

1. The board of trustees of the school district or the governing board of the open-enrollment charter school **agrees to include the OFSDP as an item on the agenda** concerning the proposed application.
2. The board of trustees of the school district or the governing board of the open-enrollment charter school must discuss the progress of the program before applying to operate an OFSDP.

The proposed OFSDP application was on the agenda and discussed at the board meeting conducted on:

Month: June
 Day: 23
 Year: 2026
 Time: 06:00 PM
 Location: 1110 W. Debbie Lane Mansfield, TX 76063

The board reviewed the OFSDP program and application and approved the submission on behalf of the school district or open-enrollment charter school by authorized representatives.

Dr. Jandel Crutchfield

Name, Title, and Telephone Number of School Board President

06/23/2026

Signature of School Board President

Date

Authorized School System Official

On behalf of the school district or charter school, I hereby certify that the district/charter will implement and operate the OFSDP in accordance with Texas Education Code (TEC) §29.0822, 19 Texas Administrative Code (TAC) §129.1027, the Student Attendance Accounting Handbook, and all applicable guidance, forms, and instructions issued by the Texas Education Agency (TEA) for the applicable school year.

I certify that the information submitted in connection with this application is true and correct and the district/charter will fully comply with all application assurances, applicable laws, rules, and TEA guidance governing the Optional Flexible School Day Program.

Dr. Tiffanie Spencer

Name, Title, and Telephone Number of District Superintendent or Charter School Chief Operations Officer

06/23/2026

Signature of Person Authorized to Bind the District or Charter School

Date

OFSDP Application Guide - 2026-2027

ELIGIBLE APPLICANTS: The Texas Education Agency (TEA) will make available to eligible school districts and open-enrollment charter schools an application form that must be completed and submitted annually to the TEA for approval.

This application guide template is provided for planning purposes only. The final application must be submitted through the linked Smartsheet form available on the [OFSDP website](#).

Definition of Program Provisions

The school district or open-enrollment charter school, hereinafter referred to as the “district.”

Eligible Students

A student in any grade level is eligible to participate in an OFSDP authorized under the Texas Education Code, (TEC), §29.0822, if the student is:

- at-risk of dropping out of school, as defined by the [TEC, §29.081](#),
- attending a campus implementing an approved innovative campus plan,
- attending a TEA-designated ECHS as defined by the [TEC, §29.908](#), P-TECH, or ICIA,
- attending a community-based dropout recovery education program, as defined by the [TEC, §29.081\(e-1\) or \(e-2\)](#), or
- not meeting attendance requirements under the [TEC, §25.092](#), resulting in denied credit for one or more classes in which the student has been enrolled.

AND

There must be an agreement in writing to the student’s participation:

- by the student, if the student is over 18 years of age; or
- by the student and the student’s parent or person standing in parental relation to the student, if the student is less than 18 years of age and not emancipated by marriage or court order.

Board Approval

The board of trustees of a school district or open enrollment charter school must include the OFSDP as an item on a regular agenda for a board meeting. The board of trustees of a school district or charter school must discuss the progress of the program before approving the program and applying to operate an OFSDP. Please note that, pursuant to 19 Texas Administrative Code [\(TAC\) §129.1027](#), a progress report for OFSDP may be required to be included in subsequent annual applications starting the 2026-2027 school year.

Attendance Credit

A student attending an OFSDP under the [TEC, §29.0822](#), may be counted in average daily attendance (ADA) for purposes of funding under the TEC, Chapters 46, 48, and 49, only for the actual number of contact hours the student receives, not to exceed 720 hours or 43,200 minutes per 12-month period. **Students enrolled in the**

traditional program for part of the year and the OFSDP program for part of the year may not earn more than one ADA.

Assessment

The student must take the required state assessments specified under the [TEC, §39.023](#), during the regularly scheduled assessment calendar.

Continuation or Revocation of Program Authorization

Applications are approved for a period of one (1) school year. Continuation of the approval for the OFSDP will be contingent on the demonstrated success of the program. Determination of success will include a review and analysis of data provided in the mandatory final progress report(s). The commissioner of education may revoke authorization for participation in the OFSDP after consideration of relevant factors, including performance of students participating in the program on assessment instruments required under the [TEC, Chapter 39](#); the percentage of students participating in the program who graduate from high school; and other criteria agreed to in the application and adopted by the commissioner of education. A decision to revoke approval of the program by the commissioner of education is final and may not be appealed.

Reporting Requirements

Following approval of the application, the applicant may be required to submit progress reports based on criteria selected by the applicant and agreed to by the commissioner. When requested, reports will require applicants to disclose the overall progress of the students in the program, the number of students enrolled in the program (disaggregated by ethnicity, age, gender, and socioeconomic status), the number of students graduating from high school (disaggregated by ethnicity, age, gender, and socioeconomic status), and additional criteria selected by the applicant and agreed to by the commissioner. The TEA will provide notice to applicants and additional instructions for completion of reports at least 45 days before the date a report is due, or as soon as possible, in order to give school districts and charter schools adequate time to prepare and submit the reports to the TEA. The TEA may request additional reports as necessary to monitor and assess the progress of students participating in the program.

Participation in University Interscholastic League (UIL)

A student enrolled in an OFSDP under the [TEC, §29.0822](#), may participate in a competition or other activity sanctioned or conducted under the authority of the University Interscholastic League (UIL) only if he or she meets all UIL eligibility criteria.

Application Process

- For questions or assistance regarding this application, email opfex@tea.texas.gov.
- Applications should be submitted 30 days prior to the start of the program. Start date(s) listed in the spreadsheet upload should be at least thirty (30) days after the application is submitted.

- Submit the application and all attachments through the OFSDP Smartsheet form posted on the OFSDP website.

OFSDP Application

This application guide template is provided for planning purposes only. The final application must be submitted through the linked Smartsheet form available on the [OFSDP website](#).

| School System Overview | |
|----------------------------------|-----------------------------|
| School System Name: | Mansfield ISD |
| School System CDN (6-Digit): | 220908 |
| Mailing Address: | 605 E. Broad Street |
| City: | Mansfield |
| State: | Texas |
| Zip Code: | 76063 |
| Superintendent's Name: | Dr. Tiffanie Spencer |
| Superintendent's Email Address: | sabinabishop@misdmail.org |
| School System Phone Number: | 817-299-6300 |
| District PEIMS Coordinator Name: | Iasha Pickens |
| Email Address: | iashapickens@misdmail.org |
| OFSDP Contact Name: | Dr. Natasha Epps |
| Email Address: | natashaepps@misdmail.org |
| OFSDP Contact Name: | Dr. Winston McCowan |
| Email Address: | winstonmccowan@misdmail.org |

Attendance and Compliance Procedures of Proposed Program

1. What type of OFSDP program is the school system applying for? (Select all that apply)

- At-Risk Students – The student is at risk of dropping out of school, as defined by the [TEC, §29.081](#).

- Minimum Attendance – Students that do not meet the attendance requirements under the [TEC, §25.092](#), will be denied credit for one or more classes in which the student has been enrolled without retaking the class. Funding for attendance is limited to that which is necessary for the student to recover class credit.
- Early College High School – The student is attending a campus that has been designated by the Texas Education Agency (TEA) as an Early College High School (ECHS), as defined by the [TEC, §29.908](#), Pathways in Technology Early College High School (P-TECH), as defined by the [TEC, §29.553](#), or Industry Cluster Innovative Academy (ICIA).
- Campus Turnaround Plan – The student is attending a campus implementing an approved innovative campus plan, as defined by [TEC, §39A.107](#).
- Credit Recovery – Credit recovery classes may be offered during the summer recess for students who have not earned a full ADA during the regular school year. For an eligible OFSDP student attending summer OFSDP classes for credit recovery, funding for attendance is limited to that which is necessary for the student to recover class credit.
- Campus Dropout Recovery – The student is attending a community-based dropout recovery education program, as defined by the [TEC, §29.081 \(e-1\)](#), in which courses are offered on-campus 100% of the time. To be eligible for this designation, the campus will be designated by TEA as an Alternative Education Campus (AEC) of Choice - Dropout Recovery School. More information can be found on the [Performance Reporting Division website](#).
- Remote/Hybrid Dropout Recovery – The student is attending a community-based dropout recovery education program, as defined by the [TEC, §29.081 \(e-2\)](#). A dropout recovery program can be offered for students to work in a remote or hybrid setting, only if the campus is designated by TEA as an Alternative Education Campus (AEC) of Choice - Dropout Recovery School and meets the requirements of [TEC, §29.081 \(e-2\)](#). More information can be found on the [Performance Reporting Division website](#).

Please ensure that all questions below are addressed for each selected program type and for each campus listed in the OFSDP spreadsheet.

2. Describe the program goals and objectives. (The goals and objectives must align with the type of OFSDP program that is planned to be offered).

To provide flexible hours and days of attendance for students who meet at least one of the requirements of the Texas Education Code §29.0822(a). The goal of the program is to improve graduation rates for students who are in danger of dropping out of school, have dropped out, or are behind in credits.

- 3. Provide the proposed schedule offered to students participating in the OFSDP, specifying days of the week and times courses are available. If the program is proposed at more than one campus, include the full proposed schedule for each campus location.

Monday: 4:00pm - 8:00pm, Wednesday: 4:00pm - 8:00pm, Thursday: 4:00pm - 8:00pm

- 4. Provide an outline of staff positions and resource personnel (teachers, administrators, counselors, support staff, etc.) associated with the program. Include contact hours each staff position will be obligated to the program.

4 core teachers, 4 elective teachers, 1 counselor, 1 attendance/peims clerk. All OFSDP personnel will be full time employees and will be compensated with extra-duty pay during the proposed schedule listed in question #2.

- 5. Describe the procedures for identifying students, including how the school confirms and documents student eligibility and obtains student and parental consent for OFSDP participation. (Student or parental consent is required in writing)

All student being considered for our OFSDP program go through an application process that is submitted by the home campus counselors. Upon receiving the application, the OFSDP coordinator reviews the application in collaboration with the OFSPD peims clerk, and also reviews the student profile via skyward to ensure the student is eligible by meeting one of the requirements of TEC §29.0822(a). Students who dropout of high school and are listed as a 98 will be enrolled in the OFSDP. The OFSDP coordinator will work with campus PEIMS clerks to confirm the 98 status and obtain parent consent to enroll in the OFSDP.

6. Indicate the estimated number of OFSDP students that will be served per teacher. (The student–teacher ratio for in-person dropout recovery programs must not exceed 28:1. For elementary grade levels, the ratio is limited to 22:1. Districts of Innovation campuses may be eligible for applicable exceptions.)

No more than 15

7. Describe the district’s plan for serving students in the OFSDP should the need arise for special education, career and technical education (CTE), pregnancy-related services, and/or bilingual/ESL education.

The response must include:

- How services will be provided;
- Required teacher certifications in each program area; and
- How services will comply with the Student Attendance Accounting Handbook.

Our OFSDP program will have three teachers certified in Special Education EC-12, ESL and Secondary Basic Business 6-12 respectively. They will be the primary teachers that will provide support for our students taking CTE courses or receiving EB or special education services. They will make sure to provide any support needed for our students while in attendance in our OFSDP program. The OFSDP counselor and coordinator will work collaboratively to ensure teachers are highly qualified to meet students' high school degree plan. The Executive Director of High Schools and Phoenix Academy principal will supervise and audit operations and procedures of the OFSDP.

The district assures that if a student participating in the OFSDP is receiving Compensatory Education Home Instruction (CEHI, homebound instructional services) for pregnancy, the student’s instructional code will be transitioned from OFSDP to the appropriate traditional coding for the duration of the CEHI placement. The student will not be reported as participating in OFSDP during any period in which CEHI services are provided.

- 8. OFSDP requires a teacher of record to record the actual number of students’ instructional minutes on any given day. Explain how the classroom teacher verifies the number of instructional minutes a student receives each day. (Absences and days present do not exist in OFSDP)

OFSDP teachers will use the Sample Attendance Register on the OFSDP website to record and verify the actual number of instructional minutes students obtain in the face to face instruction with the OFSDP teacher of record.

- 9. Describe how the district will ensure that minutes for students who did not attend a minimum of 45 minutes on a particular day are not reported for funding.

OFSDP teachers will be trained and held accountable to ensure actual minutes of instruction are recorded accurately on the Attendance registers used in OFSDP.

- 10. Explain how the district will ensure that students transferring from the traditional program (ADA Codes 0-6) to OFSDP (ADA Codes 7-8) will not generate more than one ADA in total for the school year and that students will not receive more than 10,800 minutes per course. (Note: It is recommended that the district apply the following formula to determine the maximum OFSDP minutes a student is eligible = (Calendar School Days - Traditional Days Present) x 240)

The MISD OFSDP will use the recommend formula to determine the maximum OFSDP minutes a student is eligible = (Calendar School Days - Traditional Days Present) x240. Students will not receive more than 10,800 minutes per course and additional minutes will not be reported in TSDS

11. Describe how the district will ensure that attendance practices and records comply with Sections 2.2.3 and 11.6 of the [Student Attendance Accounting Handbook](#).

The district PEIMS clerk will monitor the enrollment of the students in the OFSDP to ensure compliance with Sections 2.2.3 & 11.6 of the Student Attendance Accounting Handbook. Our district's Student Detail Audit Reports for each six-week period are reviewed and certified accordingly.

Credit Recovery Program Offered in the Summer

12. Will eligible OFSDP students participate in a credit recovery program offered in the summer? (Credit recovery classes may be offered during the summer recess for students who have not earned a full ADA during the regular school year. For an eligible OFSDP student attending summer OFSDP classes for credit recovery, funding for attendance is limited to that which is necessary for the student to recover class credit. The Summer Period of Agreement (Credit Recovery) section should only include dates after the regular school year, should not exceed 30 days, and may not extend past July 31st. A student cannot earn more than the equivalent of one ADA in a year.)

Yes

No

- If yes, funding is limited to the attendance necessary for the student to recover class credit. Please describe how attendance will be monitored to ensure additional minutes are not reported for funding.

Empty response box for describing attendance monitoring.

Campus Dropout Recovery Education Program

13. Will the school system offer a community-based dropout recovery education program as defined by [TEC, §29.081\(e-1\) or \(e-2\)](#)?

Yes

No

• If yes, what type of community-based dropout recovery education program will be implemented?

District operated dropout recovery education program

Contracted dropout recovery education program with an education management organization

• If education management organization services are contracted, please provide the organization name, accreditation status, and the name of the accrediting agency.

Remote/Hybrid Dropout Recovery Program

14. Will the district offer a dropout recovery program in a remote or hybrid setting, as defined by [TEC, §29.081 \(e-2\)](#)?

Yes

No

If yes –

• Describe the curriculum credentials, certifications, or other course offerings that relate directly to employment opportunities in the state.

207

- Describe the individual learning plan or process used to monitor each student’s progress.

- Indicate how students will be served by an academic coach and local advocate.

- Describe the educational software utilized and explain how the software will help track and certify the number of instructional minutes each student receives each day to monitor student progress.

Participating Campuses, Student Eligibility, and Period of Agreement

15. Attach a completed [OFSDP campus designation spreadsheet](#) that includes all participating campuses.

Board Approval

16. Attach a copy of the local school board’s official minutes showing approval to operate an OFSDP program.
17. Summarize the information presented to the board during the OFSDP approval meeting regarding program operations and compliance with 19 TAC §129.1027(h), including performance indicators, disaggregated student data, annual performance goals reviewed in an open meeting, and data-driven continuation decisions.

Signed Authorization

18. Attach a copy of the [OFSDP agreement](#), signed by all required parties.

Assurances

The applicant shall check all assurances below to confirm awareness of and understanding of responsibilities established herein.

- The district assures the board of trustees of the school district, or the governing board of the open-enrollment charter school will include the OFSDP as an item on the agenda concerning the proposed application.
- The district assures the board of trustees of the school district, or the governing board of the open-enrollment charter school will discuss the progress of the program before applying to operate an OFSDP.
- The district agrees to enroll only eligible students to participate in an OFSDP authorized under this application. A student is eligible to participate in an OFSDP authorized under the [TEC, §29.0822](#), if:
 1. the student meets one of the following conditions:
 - the student is at-risk of dropping out of school, as defined by the [TEC, §29.081](#); or
 - the student is attending a campus implementing an approved innovative campus plan; or
 - the student is attending a community-based dropout recovery education program, as defined by the [TEC, §29.081\(e-1\) or \(e-2\)](#); or
 - the student is attending a campus with an approved Early College High School program designation as defined by the [TEC, §29.908](#); or
 - the student, as a result of attendance requirements under the [TEC, §25.092](#), will be denied credit for one or more classes in which the student has been enrolled.
 - and**
 2. there is an agreement in writing to the student’s participation
 - by the student, if the student is over 18 years of age; or
 - by the student and the student’s parent or person standing in parental relation to the student, if the student is less than 18 years of age and not emancipated by marriage or court order.

- The district assures that it will administer all mandatory assessment instruments during the regular assessment cycle to students enrolled in the OFSDP.
- The district assures that all instructional materials and facilities provided to students in the OFSDP will be comparable to, or exceed, the required standards for students in similar programs.
- The district assures that students participating in an OFSDP will not be isolated from other academic and vocational programs and will have access to school counselors for pre-entry and post-entry counseling, academic or personal counseling, and career counseling.
- The district assures that faculty and administrators assigned to the OFSDP will meet all qualification requirements, including holding baccalaureate or advanced degrees, being highly qualified, and possessing appropriate certification as required by [TAC, §129.1027](#).
- The district assures that it will adopt and implement a policy that does not penalize students participating in an OFSDP in accordance with the 90% rule ([TEC, §25.092\(a\)](#)) or the 75% to 90% rule for class credit ([TEC, §25.092\(a-1\)](#)).
- The district assures that it will adopt a policy requiring students to attend regularly scheduled instruction in the OFSDP and will apply penalties for nonattendance, including filing truancy charges when appropriate.
- The district assures that it will accurately track the number of instructional minutes each student receives daily and will comply with all applicable sections of the Student Attendance Accounting Handbook.
- The district assures that it will comply with all reporting requirements established by the TEA.
- The district assures that it will not discriminate on the basis of disability, race, color, national origin, religion, or sex in the operation of the OFSDP.
- The district assures that students participating in an OFSDP will be prohibited from participating in competitions or activities sanctioned or conducted under the authority of the University Interscholastic League (UIL) unless all UIL eligibility requirements are met.
- The district assures that procedures will be implemented to ensure students are not coded as participating in a traditional instructional program on any day for which OFSDP instructional minutes are earned.
- The district assures that Student Detail Audit and related six-week attendance and academic reports for the OFSDP track will be generated, reviewed, and certified during each six-week attendance reporting period.
- The district assures that procedures are in place to offer and provide students with appropriate referrals for mental health services, including access to school-based supports and external community resources, as needed.

- The district assures that when a **remote or hybrid dropout recovery program** is provided by a third-party provider, monthly student progress reports will be submitted to the student's school district by a designated date each month.
- The district assures that an in-person student engagement center is available **to students participating in a remote or hybrid dropout recovery program** provided by a third-party provider and that its location and purpose are clearly defined to support OFSDP student instruction, engagement, and access to services.

Period of Agreement

The period of the agreement, as detailed by participating campuses in **the uploaded spreadsheet**, is for a maximum of one (1) school year plus an additional thirty (30) school days if the district is applying for credit recovery. **Note that the agreement term is subject to annual renewal.**

Purpose of Agreement

The district must perform all the functions and duties set out in the agreement, the authorizing program statute, and applicable regulations.

Reporting Requirements

The district may be required to submit progress reports based on criteria selected by the applicant and agreed to by the commissioner. The TEA may request additional reports as necessary to monitor and assess the progress of students participating in the program.

Official Submission

By submitting this document, the applicant acknowledges and affirms that all information and assurances contained in this application are accurate and complete to the best of their knowledge. The applicant further agrees to comply with all applicable laws, regulations, and program requirements associated with this application. This submission shall constitute a binding commitment to uphold the assurances provided.

Upon submission of this application, an authorized representative acknowledges and accepts its terms on behalf of the school district or open-enrollment charter school, with such acceptance becoming effective upon approval by the TEA.

Optional Flexible School Day Program (OFSDP) - Campus Designation Spreadsheet

Insert 6-Digit District Number

School Year 2026-2027

| | | | |
|---|---|--|--|
| <p>Students may not be reported with more than one ADA in total on the 42400 Basic Attendance Collection 3 and 42500 Flex Attendance in collections 3 and 4</p> | <p>Eligibility Designation 1 = TEC §29.081 At-Risk Students 2 = TEC §25.092 Minimum Attendance 3 = TEC §29.908 Early College High School 4 = TEC §39A.107 Campus Turnaround Plan 5 = Credit Recovery** 6 = TEC §29.081(e-1) Campus-Based Dropout Recovery Program 7 = TEC §29.081(e-2) Remote/Hybrid Dropout Recovery Program</p> | <p>School Year Period of Agreement Reported in TSDS PEIMS Summer Collection 3</p> <p>Program start date must be 30 days after application submission.</p> <p>Program end date must not exceed the last day of the regular school calendar.</p> | <p>Summer Period of Agreement Reported in TSDS PEIMS Extended Collection 4</p> <p>**Credit Recovery - Designation 5</p> <p>Summer period of agreement should not exceed 30 days or extend past July 31st.</p> |
|---|---|--|--|

| Nine Digit District and Campus Number | Campus Name | Eligibility Designation | | | | | | | Estimated Students Participating | Program Start Date | Program End Date | Proposed Days: SUMTWTWHS | Minutes Offered Per Day | Summer Program Start Date | Summer Program End Date | Proposed Days: SUMTWTWHS | Minutes Offered Per Day |
|---------------------------------------|--------------------------|-------------------------|---|---|---|---|---|---|----------------------------------|--------------------|------------------|--------------------------|-------------------------|---------------------------|-------------------------|--------------------------|-------------------------|
| | | 1 | 2 | 3 | 4 | 5 | 6 | 7 | | | | | | | | | |
| 220908002 | MANSFIELD SUMMIT H S | 1 | | | | | | | 20 | 9/24/2026 | 5/13/2027 | MWTH | 240 | | | | |
| 220908003 | MANSFIELD H S | 1 | | | | | | | 20 | 9/24/2026 | 5/13/2027 | MWTH | 240 | | | | |
| 220908004 | MANSFIELD TIMBERVIEW H S | 1 | | | | | | | 20 | 9/24/2026 | 5/13/2027 | MWTH | 240 | | | | |
| 220908005 | MANSFIELD LEGACY H S | 1 | | | | | | | 20 | 9/24/2026 | 5/13/2027 | MWTH | 240 | | | | 212 |
| 220908006 | THE PHOENIX ACADEMY | 1 | | | | | | | 10 | 9/24/2026 | 5/13/2027 | MWTH | 240 | | | | |
| 220908007 | MANSFIELD LAKE RIDGE H S | 1 | | | | | | | 20 | 9/24/2026 | 5/13/2027 | MWTh | 240 | | | | |



TITLE: Consideration and Approval of
June Book Order

DATE: June 23, 2026

ACTION

BACKGROUND:

Per Board Policy EFB (LOCAL) and Senate Bill 13, the Mansfield ISD Board of Trustees must approve library materials prior to purchase. The list of proposed books to purchase has been posted on the Library Services webpage for public review for 30 days. This list of proposed books to purchase must be included in the Consent Agenda.

RECOMMENDATION:

The Superintendent recommends the approval of the June book order.

| Title of Book | Last Name of Author | First Name of Author | ISBN | Minimum School Level | In district with different ISBN |
|---|---------------------|----------------------|-------------------|----------------------|---------------------------------|
| 1,000 amazing human body facts | Goddard | Jolyon | 978-1-71376-609-4 | Intermediate | |
| 10 fascinating facts about castles (Rookie Star: Fact Finder) | Cohn | Jessica | 978-0-531-22259-1 | Elementary | |
| 10 ways to use a college degree in business (10 Ways to Use a College Degree) | Hubbard | Martha | 979-88-926069-5-0 | Intermediate | |
| 10 ways to use a college degree in computer science (10 Ways to Use a College Degree) | Edwards | Sue Bradford | 979-88-926069-6-7 | Intermediate | |
| 10 ways to use a college degree in criminal justice (10 Ways to Use a College Degree) | Henzel | Cynthia Kennedy | 979-88-926069-7-4 | Intermediate | |
| 10 ways to use a college degree in education (10 Ways to Use a College Degree) | Hubbard | Martha | 979-88-926069-8-1 | Intermediate | |
| 10 ways to use a college degree in finance (10 Ways to Use a College Degree) | Crooks-Johnson | Jenny | 979-88-926069-9-8 | Intermediate | |
| 10 ways to use a college degree in political science (10 Ways to Use a College Degree) | Henzel | Cynthia Kennedy | 979-88-926070-0-1 | Intermediate | |
| 100 Cupboards : the Graphic Novel | Wilson | N. D. | 979-83-18-94257-0 | Elementary | |
| 100% unofficial Fortnite 100 top plays | Burgess | Matt | 978-0-00-871125-2 | Intermediate | |
| 100% unofficial Fortnite annual 2026 | Yeo | Matt | 978-0-00-868229-3 | Intermediate | |
| 100% Unofficial Fortnite Annual 2027 | Farshore | | 978-0-00-882764-9 | Intermediate | |
| 100% Unofficial Roblox Annual 2027 | Farshore | | 978-0-00-875473-0 | Elementary | |
| 12 Eerie Stories of Unsolved Mysteries (Spooky Tales) | Storm | Marysa | 978-1-64582-649-1 | Intermediate | |
| 20 things you didn't know about hockey (Did You Know? Sports) | Lake | Theia | 979-83-687-9798-4 | Elementary | |
| 3 Weeks in the Rainforest: A Rapid Inventory in the Amazon | Swanson | Jennifer | 978-1-623-54316-7 | Elementary | |
| A bird in the air means we can still breathe | Browne | Mahogany L | 978-0-593-48647-4 | Middle | |
| A bright heart (Bright Heart, Book 1) | Chenli | Kate | 978-1-45494-992-3 | High | |
| A case most fowl (Opal Watson, Book 2) | Thurman | Brittany | 978-0-06-332654-5 | Intermediate | |
| A Dusty donkey detour (Dead Sea Squirrels, Book 8) | Nawrocki | Michael | 978-1-51608-023-6 | Elementary | |
| A family of readers | Sanders | Rob | 978-1-62354-647-2 | Elementary | 214 |
| A Great and Powerful Tyranny | Carbol | Victoria | 979-88-900348-8-5 | Middle | |
| A kid's guide to anime & manga : exploring the history of Japanese animation and comics | Sattin | Samuel | 978-1-51606-669-8 | Elementary | |
| A practical guide to dating a demon | Reynolds | Hannah | 978-0-593-85903-2 | High | |
| A seed grows | Portis | Antoinette | 979-83-18-91204-7 | Elementary | |
| A Smile Like Yours | Thomas | Emily | 978-1-52531-145-1 | High | |
| A song in the dark | Archer | Brooke | 978-0-593-69835-8 | High | |
| A storm too soon : a true story of disaster, survival, and an incredible rescue | Tougias | Mike | 978-1-45168-334-9 | High | |
| A todos los chicos de los que me enamore (To All the Boys I've Loved Before, Book 1) | Han | Jenny | 978-6-07-390395-0 | Middle | |

All ISBN formats (paperback, hardcover, ebook, audiobook, etc.) will be applied for each individual title.

| Title of Book | Last Name of Author | First Name of Author | ISBN | Minimum School Level | In district with different ISBN |
|--|---------------------|----------------------|-------------------|----------------------|---------------------------------|
| A Very Scary Book | DiTerlizzi | Angela | 978-0-06-342022-9 | Elementary | |
| A walk in the park : the true story of a spectacular misadventure in the Grand Canyon | Fedarko | Kevin | 978-1-50118-305-8 | High | |
| A war of wyverns (Language of Dragons, Book 2) | Williamson | S. F. | 978-0-06-335386-2 | High | |
| A warm, wet world : the Jurassic Period (Ursa Books: Prehistoric Life) | Dixon | Dougal | 979-88-957774-3-5 | Intermediate | |
| A wild radiance | Ingrande Mora | Maria | 978-1-68263-756-2 | Middle | |
| A world appears : a journey into consciousness | Pollan | Michael | 978-1-984881-99-1 | High | |
| Abolition and the African American story (Race to the Truth) | Williams Dockery | Patricia | 978-0-593-81137-5 | Intermediate | |
| Absolute Batman, Vol. 2 --Abomination (Absolute Universe) | Snyder | Scott | 978-1-79950-750-5 | High | |
| Absolute Batman. Vol. 1,The zoo (Absolute Universe) | Snyder | Scott | 978-1-79950-524-2 | High | |
| Absolute Flash. Vol. 1,Of two worlds (Absolute Universe) | Lemire | Jeff | 978-1-79950-518-1 | High | |
| Absolute Green Lantern. Vol. 1,Without fear (Absolute Universe) | Ewing | Al | 978-1-79950-554-9 | High | |
| Absolute Martian Manhunter. Vol. 1,Martian vision (Absolute Universe) | Camp | Deniz | 978-1-79950-520-4 | High | |
| Absolute Superman. Vol. 1,Last dust of Krypton (Absolute Universe) | Aaron | Jason | 978-1-79950-532-7 | High | |
| Abuela's library | Norman | Lisette | 978-0-06-306753-0 | Elementary | |
| Academy III : tournament of champions (Academy) | Layton | T. Z. | 9781464267178 | Elementary | |
| Academy IV : title fight (Academy) | Layton | T. Z. | 9781464267215 | Elementary | |
| Academy V : Cup of Nations (Academy) | Layton | T. Z. | 9781464268281 | Elementary | |
| Academy VI : Rise of the Scorpions (Academy) | Layton | T. Z. | 9781464268328 | Elementary | |
| Adventures in Math: How to Level up Your Math Game | Wu | Carleigh | 978-1-525-31132-1 | Elementary | |
| Air and Space (Key Concepts in STEM: Engineering and Technology) | O'Daly | Anne | 978-1-8357-2060-8 | Middle | |
| Aku. Journey to Ibra (Aku, Book 1) | Johnson | Micah | 978-0-593-81179-5 | Intermediate | |
| Alex, by Proxy | Cantor | Karen Myna | 978-0-8234-6116-5 | Middle | |
| Algorithms (Building Blocks of Computer Science) | Gonzalez | Echo Elise | 978-0-7166-6711-7 | Elementary | |
| All afloat on Noah's boat : how Noah saved God's creatures | Gott | Jennifer | 979-82-250-1841-2 | Elementary | 215 |
| All Charged Up! (Big ideas that changed the World) | Brown | Don | 978-1-419-76673-2 | Intermediate | |
| All Consuming: Shop Smarter for the Planet (Orca Think) | Silver | Erin | 978-1-459-83597-9 | Intermediate | |
| All Her Ghosts | Prith | Cynthia | 978-1-45496-386-8 | High | |
| All Things Butterflies For Kids: Filled With Plenty of Facts, Photos, and Fun to Learn all About Butterflies | Animal | Reads | 978-3967721515 | Elementary | |
| All We Hunger For | Mercier | Anna | 978-1-25041-668-1 | High | |
| Ambrosia Lee drops the mic | Park | Patricia | 979-82-17-02976-1 | Middle | |
| America Celebrates: The Most Incredible and Influential People, Places and Events of the Last 250 Years | Andrus | Aubre | 978-0-7603-9860-9 | Intermediate | |
| American Patriarch --The Life of George Washington | Brands | H. W. | 978-0-385-55155-7 | High | |
| American Revolution | Lightbox | Learning | 979-8-8745-3908-5 | Elementary | |

All ISBN formats (paperback, hardcover, ebook, audiobook, etc.) will be applied for each individual title.

| Title of Book | Last Name of Author | First Name of Author | ISBN | Minimum School Level | In district with different ISBN |
|---|---------------------|----------------------|-------------------|----------------------|---------------------------------|
| An illustrated history of urban legends | Boardman | Adam Allsuch | 978-1-83874-910-1 | High | |
| An illustrated treasury of Scottish mythical creatures | Breslin | Theresa | 978-1-78250-195-4 | Intermediate | |
| Ancient Egypt: Unwrap Mummies, Pharaohs, and Treasure! | Scholastic | Inc | 978-1-54616-664-1 | Elementary | |
| Ancient History Between Us | Hill | Kaitlyn | 978-0-593-65097-4 | Middle | |
| Anna and the French kiss | Perkins | Stephanie | 978-0-593-11126-0 | High | Yes |
| Anthony Edwards Basketball Star (Biggest Names in Sports) | Beattie | Charlie | 979-88-89986-82-9 | Elementary | |
| Apache | Lightbox | Learning | 979-8-8745-4282-5 | Elementary | |
| Apex (Hunter, Book 3) | Lackey | Mercedes | 978-1-48474-785-8 | High | |
| Aphmau Searching for Home: a Graphic Novel | Aphmau | | 979-83-18-94264-8 | Intermediate | |
| Apuesto por nosotros | Painter | Lynn | 978-84-10-23938-8 | High | |
| Arctic foxes (Checkerboard Animal Library: Arctic Animals At Risk) | Alkire | Jessie | 978-1-53211-694-0 | Elementary | |
| Argentina national soccer teams : ultimate fan guide (Lerner Sports: World Cup Fan Guides) | Stabler | David | 979-87-6568-936-3 | Elementary | |
| Armaveni | Takvorian | Nadine | 978-1-64614-636-9 | Middle | |
| Armor for Liars | Grove | S. E. | 978-1-66598-370-9 | High | |
| Art cure : the science of how the arts save lives | Fancourt | Daisy | 978-1-25036-453-1 | High | |
| Artemis : a novel | Weir | Andy | 978-0-553-44812-2 | High | |
| Artificial intelligence : can computers take over? (Checkerboard Library: Science Fact Or Science Fiction?) | Felix | Rebecca | 978-1-53211-538-7 | Elementary | |
| Arts & crafts hobbies : painting, drawing, sewing & more (Hooked on Hobbies) | Daniels | Ruby | 978-1-09829-772-5 | Intermediate | |
| As long as you loathe me | Hegde | Swati | 979-82-17-02816-0 | High | |
| Asesinato para principiantes (Good Girl's Guide to Murder, Book 1) | Jackson | Holly | 978-6-07-079132-1 | High | |
| Asteroids and Comets: Use Your STEM Skills to Explore Mysterious Space Objects (Mission: Space Science) | Eason | Sarah | 978-1-916949-82-9 | Intermediate | |
| Augusta Pine Does Not Exist | Lloyd-Jones | Emily | 978-1-25041-052-8 | Middle | 216 |
| Australian cattle dogs (Checkerboard Animal Library: Dogs) | Polinsky | Paige V | 978-1-68078-174-8 | Elementary | |
| Ava and the owl-witch (Monstruos, Book 3) | Lopez | Diana | 979-82-17-11038-4 | Elementary | |
| Awesome Pit Crews (Best of NASCAR) | Whitcomb | Aidan | 978-1-64582-636-1 | Elementary | |
| Azar on fire | Abtahi | Olivia | 978-0-593-10945-8 | Middle | |
| Baby-Sitters on Board! (Baby-Sitters Club: Super Special (Graphix), Book 1) | Telgemeier | Raina | 979-83-18-94855-8 | Elementary | |
| Bad Boyfriend Curse | Heron | Farah | 978-1-66595-760-1 | High | |
| Bad Guys : breaking in : best of the worst (Bad Guys TV Chapter Book) | Barbo | Maria S. | 9781546175544 | Elementary | |
| Bad island | TenNapel | Doug | 978-0-545-31480-0 | Intermediate | |
| Bank heists (High-Stakes Heists) | Abdo | Kenny | 978-1-09828-570-8 | Elementary | |
| Barefoot Books America's Founding Myths... and What Really Happened | Mihaly | Christy | 979-88-88599-08-2 | Elementary | |

All ISBN formats (paperback, hardcover, ebook, audiobook, etc.) will be applied for each individual title.

| Title of Book | Last Name of Author | First Name of Author | ISBN | Minimum School Level | In district with different ISBN |
|---|---------------------|----------------------|-------------------|----------------------|---------------------------------|
| Beast ballerz (Beast Ballerz, Book 1) | King | Wesley | 978-1-77488-645-8 | Intermediate | |
| Beautiful Black boy | Robinson | Sophia | 978-1-33886-464-9 | Elementary | |
| BEFAST Be a Superhero | Narula | Rajiv | 979-8218498429 | Elementary | |
| Being Aro --A Collection of Aromantic Fiction about Love, Connection, and Empowerment | Dyer | Madeline | 979-88-900344-2-7 | High | |
| Being Toffee | Crossan | Sarah | 978-1-54760-329-9 | High | |
| Believe me (Shatter Me, Book 7) | Mafi | Tahereh | 978-0-06-322831-3 | Middle | Yes |
| Belittled women : a story of three bickering sisters, two cute boys, and one average Jo | Sellet | Amanda | 978-1-51606-729-9 | High | |
| Beware the Abbott Boys | Ichaso | Chelsea | 978-1-72829-973-0 | Middle | |
| Beyond the Solar System: Use Your STEM Skills to Explore Outer Space (Mission: Space Science) | Eason | Sarah | 978-1-917187-02-2 | Intermediate | |
| Bianca Belair (Torque: Wrestling Superstars) | Duling | Kaitlyn | 979-88-988010-8-3 | Elementary | |
| Blue Beach | Parsons | Karyn | 978-0-316-57575-1 | Middle | |
| Blurmp. A Blurmp in time (Catwad's Friend Blurmp, Book 1) | Benton | Jim | 979-83-687-9587-4 | Elementary | |
| Boarding Schools and the Indigenous Story (Race to the Truth) | Fairbanks | Ashley | 978-0-593-81140-5 | Intermediate | |
| Bold rescue of the forgotten 500 : interactive World War II missions (You Choose: World War II Rescues and Escapes) | Lassieur | Allison | 979-88-7524-449-0 | Elementary | |
| Boo-tiful Halloween decor (Bewitching Halloween Crafts) | Van Oosbree | Ruthie | 979-88-7522-136-1 | Elementary | |
| Book of storms (Library of Doom) | Mauleon | Daniel | 978-1-66901-438-6 | Elementary | |
| Booked (Crossover, Book 2) | Alexander | Kwame | 978-1-54908-976-3 | Intermediate | Yes |
| Bookmarks of blood (Secrets of the Library of Doom) | Dahl | Michael | 978-1-66397-674-1 | Elementary | |
| Books good enough for you : the storied life of Ursula Nordstrom, editor of extraordinary children's books | Hudgins | Nancy | 978-1-41977-567-3 | Intermediate | |
| Books on bikes | Campoy | F. Isabel | 978-0-06-328512-5 | Elementary | |
| Books up the Mountain : a Packhorse Librarian Story | Rose | Caroline Starr | 978-1-956393-21-7 | Elementary | 217 |
| Boreal Forests | Lightbox | Learning | 978-1-5105-8070-1 | Elementary | |
| Boss of the Underworld (Underworld, Book 1) | Freeman | Tor | 979-83-18-91022-7 | Intermediate | |
| Boy meets squirrels (Dead Sea Squirrels, Book 2) | Nawrocki | Michael | 978-1-72546-406-3 | Elementary | |
| Brain | Lightbox | Learning | 978-1-5105-8766-3 | Middle School | |
| Branch Davidians (Dangerous Devotions: Cults in Society) | Peters | Jackson | 978-1-42224-845-4 | High | |
| Brave escapes from Stalag Luft I : interactive World War II missions (You Choose: World War II Rescues and Escapes) | Braun | Eric | 979-88-7524-453-7 | Elementary | |
| Brazil national soccer teams : ultimate fan guide (Lerner Sports: World Cup Fan Guides) | Scheffer | Janie | 979-87-6568-937-0 | Elementary | |
| Breakout | Clayton | Dhonielle | 978-0-06-321750-8 | High | |
| Budgeting (Money Matters Cheriton) | Eason | Sarah | 978-1-917509-60-2 | Middle | |

All ISBN formats (paperback, hardcover, ebook, audiobook, etc.) will be applied for each individual title.

| Title of Book | Last Name of Author | First Name of Author | ISBN | Minimum School Level | In district with different ISBN |
|---|---------------------|----------------------|-------------------|----------------------|---------------------------------|
| Builder battle (Jake Maddox eSports) | Maddox | Jake | 9781669035350 | Elementary | |
| Bunkmates for never (Camp Frenemies) | Montague | Liz | 9780593806265 | Elementary | |
| Buried Feelings | Rosewater | Kit | 979-82-17-03302-7 | High | |
| Burn the kingdom down | Thorley | Addie | 978-1-72828-303-6 | High | |
| Butterflies for kids : a junior scientist's guide to the butterfly life cycle and beautiful species to discover (Junior Scientists (Rockridge)) | Davidson | Lauren | 979-88-86086-57-7 | Elementary | |
| Caddo | Lightbox | Learning | 979-8-8745-4296-2 | Elementary | |
| Calling Me Home | Macios | Laurin Becker | 978-0-8234-6049-6 | High | |
| Calling my name | Tamani | Liara | 978-0-06-265686-5 | Middle | |
| Camp catastrophe (Dante N. Ferno) | Gordon | Brian | 9780374395032 | Elementary | |
| Can We Talk?: How Humans Stay in Touch (Orca Timeline) | Birmingham | Maria | 978-1-459-83872-7 | Intermediate | |
| Can you survive a raging hurricane? : an interactive survival adventure (You Choose: Surviving Natural Disasters) | Doeden | Matt | 979-88-7524-072-0 | Elementary | |
| Canada national soccer teams : ultimate fan guide (Lerner Sports: World Cup Fan Guides) | Stabler | David | 979-87-6568-934-9 | Elementary | |
| Carnival fantastico | Montoya | Angela | 979-82-17-02446-9 | Middle | |
| Casters and crowns (Casters and Crowns, Book 1) | Lowham | Elizabeth | 978-1-63993-320-4 | High | |
| Cats love books, too | Coco | Maria | 978-1-54761-368-7 | Elementary | |
| Cats: A Visual Catalog of More Than 50 Breeds | Smith | Miranda | 9798225006723 | Elementary | |
| Caves | Lightbox | Learning | 978-1-5105-8072-5 | Elementary | |
| Chappell Roan : a vibrant journey through the career and influence of the indie-pop superstar (Fierce and Fearless) | Day | Harbert | 978-0-7603-9927-9 | Middle | |
| Charles M. Schulz: The Creator of Snoopy and Peanuts | Kuki | Yuzuru | 978-1-7729-4344-3 | Intermediate | |
| Checking You Out | Chen | Jennifer | 978-1-25039-613-6 | Middle | |
| Cher Ami comes through : heroic carrier pigeon of World War I (Graphic Library: Heroic Animals) | Yomtov | Nel | 978-1-66639-402-3 | Elementary | 218 |
| Chernobyl, life, and other disasters : a graphic memoir | Nayberg | Yevgenia | 978-0-8234-6058-8 | Intermediate | |
| Cherokee | Lightbox | Learning | 979-8-8745-4289-4 | Elementary | |
| Choctaw code talkers : elite secret messengers of World War I (Elite Military Units) | Hoena | B. A. | 979-88-7521-574-2 | Intermediate | |
| Choir grrrl | Granillo | Ashley Jean | 979-87-6567-135-1 | Intermediate | |
| Clara Barton | Lightbox | Learning | 978-1-5105-8335-1 | Elementary | |
| Climate Change Impact: Communities at Risk | Barbara | Sheen | 978-1-678-20824-0 | Intermediate | |
| Club De Lectura Solo Para Chismosas / the Chismosas Only Book Club | Kemp | Kaekan Zea | 979-88-909808-1-6 | Intermediate | |
| Codes, Cover Ups, And Cookies (Murdle Jr.) | Karber | G. T. | 9780316602792 | Intermediate | |
| Coding: languages and order (Building Blocks of Computer Science) | Gonzalez | Echo Elise | 978-0-7166-6707-0 | Elementary | |
| Cody Rhodes (Torque: Wrestling Superstars) | Duling | Kaitlyn | 979-88-988010-9-0 | Elementary | |

All ISBN formats (paperback, hardcover, ebook, audiobook, etc.) will be applied for each individual title.

| Title of Book | Last Name of Author | First Name of Author | ISBN | Minimum School Level | In district with different ISBN |
|---|---------------------|----------------------|-------------------|----------------------|---------------------------------|
| Colossal. Volume 1 (Colossal, Book 1) | Rutile | | 978-1-41977-782-0 | High | |
| Comanche | Lightbox | Learning | 979-8-8745-4303-7 | Elementary | |
| Communism: From Marxism to North Korea (Political Systems in Action) | Webb | Alex | 978-1-916949-58-4 | Intermediate | |
| Comparative religion : investigate the world through religious tradition (Inquire & Investigate) | Mooney | Carla | 978-1-51812-105-0 | Intermediate | |
| Con Cuba en el bolsillo | Cuevas | Adrianna | 978-0-374-39085-3 | Elementary | |
| Con la cabeza en alto : como una comunidad Amazonica protegio la selva | Gualinga | Patricia | 978-1-62354-237-5 | Elementary | |
| Confessions of a mango | Lumsden | Kate | 978-0-316-58607-8 | Elementary | |
| Connor McDavid vs. Wayne Gretzky : hockey's greatest (Who's the Greatest?: Sports Stars) | Connors | Kathleen | 979-83-18-94035-4 | Elementary | |
| Conservation Success: Protecting Wild Spaces and Species with Hands-On Science Activities for Kids | Perdew | Laura | 978-1-647-41136-7 | Intermediate | |
| Cook with Clydeo : a cookbook for kids | Aniston | Jennifer | 978-0-06-337238-2 | Intermediate | |
| Cool creepy food art : easy recipes that make food fun to eat! (Checkerboard How-To Library: Cool Food Art) | Tuminelly | Nancy | 978-1-61613-363-4 | Elementary | |
| Cool French cooking : fun and tasty recipes for kids (Checkerboard How-To Library: Cool World Cooking) | Wagner | Lisa | 978-1-61714-660-2 | Elementary | |
| Cool Italian cooking : fun and tasty recipes for kids (Checkerboard How-To Library: Cool World Cooking) | Wagner | Lisa | 978-1-61714-661-9 | Elementary | |
| Cool school cheerleading (Checkerboard How-To Library: Cool School Spirit) | Kenney | Karen Latchana | 978-1-61714-665-7 | Elementary | |
| Could you escape Alcatraz? (You Choose: Can You Escape?) | Braun | Eric | 978-1-54357-392-3 | Elementary | |
| Country Maps | Lightbox | Learning | 978-1-5105-6359-9 | Elementary | |
| Crank Palace : a maze runner novella | Dashner | James | 978-1-51608-987-1 | Middle | |
| Cristiano Ronaldo | Lightbox | Learning | 979-8-8745-3418-9 | Elementary | |
| Crochet basic for children : learn to crochet fun and easy toys, accessories, and gifts | Beard | Natalie | 978-1-80065-586-7 | Elementary | 219 |
| Crushing covers (Secrets of the Library of Doom) | Dahl | Michael | 978-1-51588-251-0 | Elementary | |
| Cuentos de noche : relatos de Latinoamerica | Liniers | | 978-1-66266-535-6 | Elementary | |
| Cursed Ever After | Naranjo | Andy C | 978-0-374-39447-9 | Middle | |
| Curveball - en espanol | Cartaya | Pablo | 979-88-909829-0-2 | Elementary | |
| Cyber heists (High-Stakes Heists) | Abdo | Kenny | 978-1-09828-571-5 | Elementary | |
| D.J. Rosenblum becomes the G.O.A.T* : *some assembly required | White | Abby | 978-1-64614-565-2 | Middle | |
| Dallas Cowboys | Lightbox | Learning | 979-8-8745-3968-9 | Elementary | |
| Dallas Cowboys (Super Bowl Champions) | Tischler | Joe | 979-88-958146-2-8 | Elementary | |
| Dallas Mavericks (Creative Sports: NBA Champions) | Tischler | Joe | 979-88-89892-53-3 | Elementary | |
| Dallas Mavericks (NBA Teams (Apex Varsity)) | Moon | Derek | 979-83-18-91530-7 | Elementary | |
| Dallas Stars | Lightbox | Learning | 979-8-8745-0865-4 | Middle School | |

All ISBN formats (paperback, hardcover, ebook, audiobook, etc.) will be applied for each individual title.

| Title of Book | Last Name of Author | First Name of Author | ISBN | Minimum School Level | In district with different ISBN |
|--|---------------------|----------------------|-------------------|----------------------|---------------------------------|
| Dallas Wings (WNBA) | Crooks-Johnson | Jenny | 979-88-926047-8-9 | Elementary | |
| Dangerous rescue from Amiens Prison : interactive World War II missions (You Choose: World War II Rescues and Escapes) | Doeden | Matt | 979-88-7524-457-5 | Elementary | |
| Danny Go's Volcano adventure (Danny Go!) | Zolotic | Aleksandar | 978-1-41978-610-5 | Elementary | |
| Dante N. Ferno is not a loser (Dante N. Ferno, Book 1) | Gordon | Brian | 978-0-374-39501-8 | Elementary | |
| Daring sea evacuation at Dunkirk : interactive World War II missions (You Choose: World War II Rescues and Escapes) | Gunderson | Jessica | 979-88-7524-461-2 | Elementary | |
| Dark Matter (10th Anniversary Deluxe Edition) | Crouch | Blake | 979-82-17-29897-6 | High | |
| Dawn of the axolotl (Epic Axolotls, Book 1)Last Immortals | Brooks | Kit | 978-0-316-60185-6 | Elementary | |
| Dead below deck | Gangsei | Jan | 978-0-06-331044-5 | High | |
| Dear bookstore | Arrow | Emily | 978-1-53621-069-9 | Elementary | |
| Deathly fates | Tsai | Tesia Tzu-Yun | 978-1-25037-892-7 | High | |
| Deciduous Forests | Lightbox | Learning | 978-1-5105-8071-8 | Elementary | |
| Deep 3 : 1 | Mizuno | Mitsuhiro | 9781427885890 | Middle | |
| Deep 3 : 2 | Mizuno | Mitsuhiro | 9781427885937 | Middle | |
| Deep secrets : a Titanic novel | Smith | Nikki Shannon | 978-1-54616-508-8 | Intermediate | |
| Deepwater creek | Regina | Michael | 978-0-593-11737-8 | Intermediate | |
| Delicious Disney : Walt Disney World : recipes & stories from the most magical place on Earth (Delicious Disney) | Brandon | Pam | 978-1-36806-823-9 | High | |
| Delta oblivion (Orca Soundings) | Walker | Elizabeth J. M. | 978-1-45984-192-5 | Middle | |
| Democracy: From Ancient Greece to the American Dream (Political Systems in Action) | Webb | Alex | 978-1-916949-62-1 | Intermediate | |
| Deserts | Lightbox | Learning | 978-1-5105-8069-5 | Elementary | |
| Dictatorship: From Roman Rule to Modern Suppression (Political Systems in Action) | Webb | Alex | 978-1-916949-66-9 | Intermediate | |
| Dinosaurs rule : the Cretaceous Period (Ursa Books: Prehistoric Life) | Dixon | Dougal | 979-88-957774-1-1 | Intermediate | 220 |
| Discover Animal Migrations | Lightbox | Learning | 979-8-8745-2707-5 | Elementary | |
| Discover the Grand Canyon | Lightbox | Learning | 979-8-8745-2687-0 | Elementary | |
| Diseases without borders : plagues, pandemics, and beyond | Zimmer | Marc | 979-87-6564-807-0 | Middle | |
| Divine mortals (Divine Mortals, Book 1) | Helander | Amanda M | 978-1-36809-617-1 | High | |
| Doe | Barrow | Rebecca | 979-82-17-00633-5 | High | |
| Dogs don't break hearts | Nathan | Burgoine | 978-1-45942-007-6 | High | |
| Dogs love books, too | Coco | Maria | 978-1-54761-365-6 | Elementary | |
| Don't Let the Pigeon Color This Book! | Willems | Mo | 978-1-45495-992-2 | Elementary | |
| Double crossed : the WWII spies who saved D-day | Barone | Rebecca E. F. | 9781250345561 | Intermediate | |
| Dragon anatomy : a field guide (Dragon Field Guides) | Kaiser | Brianna | 979-87-6566-928-0 | Elementary | |
| Dragon behavior : a field guide (Dragon Field Guides) | Fenmore | Taylor | 979-87-6566-929-7 | Elementary | |

All ISBN formats (paperback, hardcover, ebook, audiobook, etc.) will be applied for each individual title.

| Title of Book | Last Name of Author | First Name of Author | ISBN | Minimum School Level | In district with different ISBN |
|--|---------------------|----------------------|-------------------|----------------------|---------------------------------|
| Drizzle, dreams, and lovestruck things | Prasad | Maya | 978-1-36807-580-0 | Middle | |
| Drop dead famous | Pearson | Jenny | 979-83-471-0851-0 | High | |
| Early life : the Cambrian Period through the Triassic Period (Ursa Books: Prehistoric Life) | Dixon | Dougal | 979-88-957774-2-8 | Intermediate | |
| EchoStar is always listening (Everyone Can Be a Reader (Teen Contemporary)) | Salisbury | Melinda | 978-1-45496-283-0 | Middle | |
| Egypt game | Snyder | Zilpha Keatley | 9781416990512 | Elementary | Yes |
| El Gran Juego : solo uno puede ganar (Grandest Game, Book 1) | Barnes | Jennifer Lynn | 978-84-272-4199-2 | Middle | |
| El legado Hawthorne : un juego letal, un enigma que resolver, una fortuna en juego (Inheritance Games, Book 2) | Barnes | Jennifer Lynn | 978-84-272-2363-9 | Middle | |
| El retorno de Rachel Price | Jackson | Holly | 978-6-07-393143-4 | High | |
| Eleanor Oliphant is completely fine | Honeyman | Gail | 978-0-7352-2069-0 | High | |
| Elite (Hunter, Book 2) | Lackey | Mercedes | 978-1-48474-784-1 | High | |
| Elite Drivers (Best of NASCAR) | Whitcomb | Aidan | 978-1-64582-637-8 | Elementary | |
| Enchanted recipes | Villanova | Thibaud | 978-1-64722-154-6 | Middle | |
| Encore! : a Graphic Novel | Burks | Miles Toriko | 978-0-06-328246-9 | High | |
| England national soccer teams : ultimate fan guide (Lerner Sports: World Cup Fan Guides) | Scheffer | Janie | 979-87-6568-940-0 | Elementary | |
| Epic Races (Best of NASCAR) | Whitcomb | Aidan | 978-1-64582-638-5 | Elementary | |
| Erling Haaland | Lightbox | Learning | 979-8-8745-3423-3 | Elementary | |
| Everlost (Skinjacker, Book 1) | Shusterman | Neal | 978-1-71372-612-8 | Middle | Yes |
| Everwild (Skinjacker, Book 2) | Shusterman | Neal | 978-1-71372-613-5 | Middle | |
| Every Exquisite Thing | Steven | Laura | 978-1-25034-679-7 | High | |
| Every Reason to Stay | Clarke | Lane | 978-0-7595-5675-1 | High | |
| Exactly where you need to be | Coombs | Amelia Diane | 978-1-51605-306-3 | High | |
| Exca-Gator | Hartman | Brooke | 978-0-593-69333-9 | Elementary | 221 |
| Exploring the Universe: A Complete Guide to the Cosmos | Thomas | Isabel | 978-1-8372-9063-5 | Elementary | |
| Fault Lines in the Constitution: The Framers, Their Fights, and the Flaws That Affect Us Today (Third Editio | Levinson | Cynthia | 978-1-682-63768-5 | Middle | |
| Finish Lines | Broyles | Sarah | 978-1-25081-519-4 | High | |
| First and Forever | Painter | Lynn | 978-0-593-81744-5 | High | |
| First place (Sweet Valley Twins) | Andelfinger | Nicole | 9780593807330 | Elementary | |
| Flight | Nahum | Andrew | 978-0-593-84236-2 | Elementary | |
| Flirting with murder : a novel | Sellet | Amanda | 978-1-25036-019-9 | Middle | |
| Floor Plans | Lightbox | Learning | 978-1-5105-6353-7 | Elementary | |
| For the win : poems celebrating phenomenal athletes | Carolrhoda | Books | 979-87-6566-799-6 | Elementary | |
| Forbidden mountain (Guardians (Labyrinth), Book 1) | Mull | Brandon | 978-0-593-71205-4 | Intermediate | |

All ISBN formats (paperback, hardcover, ebook, audiobook, etc.) will be applied for each individual title.

| Title of Book | Last Name of Author | First Name of Author | ISBN | Minimum School Level | In district with different ISBN |
|---|---------------------|----------------------|-------------------|----------------------|---------------------------------|
| Force of Nature | Clark | Melissa | 978-0-374-39435-6 | High | |
| Forget me not (Rosenholm, Book 2) | Kappel Jensen | Gry | 978-1-64690-013-8 | High | |
| France national soccer teams : ultimate fan guide (Lerner Sports: World Cup Fan Guides) | Greenberg | Keith Elliot | 979-87-6568-939-4 | Elementary | |
| Frenemies save the library! (Tails and Tales: Phonics Fun Chapter Books) | O'Hara | Jamie | 979-87-6564-855-1 | Elementary | |
| Frieren: beyond journey's end. 14 | Yamada | Kanehito | 978-1-974761-58-6 | Middle | |
| Fros fades and braids : a brief history of Black hair in America | Qualls | Sean | 978-0-06-314427-9 | Intermediate | |
| Fruitcake (Four Eyes, Book 3) | Ogle | Rex | 978-1-33857-510-1 | Middle | |
| Fun fact : I love you | Larsen | Gina | 979-83-687-7198-4 | High | |
| Fustuk | Apelian | Robert Mgrdich | 978-0-593-65889-5 | Middle | |
| Game plan : level up your mindset, own your future | Humphrey | Jake | 978-0-593-96989-2 | Middle | |
| Gandhi | Lightbox | Learning | 978-1-7911-7403-3 | Elementary | |
| Ghost-Spider. Broken chords :a Spider-Verse graphic novel | Brown | Roseanne A | 978-1-54612-253-1 | Elementary | |
| Ghoulicious Halloween treats (Bewitching Halloween Crafts) | Van Oosbree | Ruthie | 979-88-7522-124-8 | Elementary | |
| Girl from the Ashes | Brown | India Hill | 978-1-54611-640-0 | Intermediate | |
| Girl of lore | Dale | Melanie | 978-1-66596-982-6 | Intermediate | |
| Girl reflected in knife | Rissi | Anica Mrose | 978-0-593-85982-7 | High | |
| Girl, interrupted | Kaysen | Susanna | 978-0-329-61568-0 | High | |
| Girls like us (Some Girls Do, Book 2) | Dugan | Jennifer | 979-82-17-11255-5 | High | |
| Glitch. 1 (Glitch (Yen), Book 1) | Shima | Shin'ya | 978-1-975370-27-5 | Middle | |
| Glitch. 2 (Glitch (Yen), Book 2) | Shima | Shin'ya | 978-1-975370-29-9 | Middle | |
| Glitch. 3 (Glitch (Yen), Book 3) | Shima | Shin'ya | 978-1-975379-61-2 | Middle | |
| Glitch. 4 (Glitch (Yen), Book 4) | Shima | Shin'ya | 978-1-975392-80-2 | Middle | |
| Gloriosos rivales : el amor es un juego peligroso (Grandest Game, Book 2) | Barnes | Jennifer Lynn | 978-84-272-4947-9 | Middle | |
| GOATs of college baseball (College GOATs: The Greatest of All Time) | Graves | Will | 978-1-09829-830-2 | Intermediate | 222 |
| GOATs of college football (College GOATs: The Greatest of All Time) | McDougall | Chros | 978-1-09829-831-9 | Intermediate | |
| GOATs of college hockey (College GOATs: The Greatest of All Time) | Beattie | Charlie | 978-1-09829-832-6 | Intermediate | |
| GOATs of college men's basketball (College GOATs: The Greatest of All Time) | Graves | Will | 978-1-09829-833-3 | Intermediate | |
| GOATs of college women's basketball (College GOATs: The Greatest of All Time) | Hanlon | Luke | 978-1-09829-835-7 | Intermediate | |
| GOATs of college women's gymnastics (College GOATs: The Greatest of All Time) | Lawrence | Blythe | 978-1-09829-836-4 | Intermediate | |
| Goldenborn | Ofosua Lieb | Ama | 978-1-54614-746-6 | Middle | |
| Grave mercy (His Fair Assassin, Book 1) | LaFevers | Robin | 978-1-32856-765-9 | High | Yes |
| Great airplane designs (Engineering Wonders of the 21st Century) | Washburne | Sophie | 978-1-66884-966-8 | Intermediate | |

All ISBN formats (paperback, hardcover, ebook, audiobook, etc.) will be applied for each individual title.

| Title of Book | Last Name of Author | First Name of Author | ISBN | Minimum School Level | In district with different ISBN |
|--|---------------------|----------------------|-------------------|----------------------|---------------------------------|
| Grumpy darling (Darling Devils, Book 2) | Moody | Alexandra | 978-0-06-345744-7 | High | |
| Grumpy monkey. 3,School stinks! (Grumpy Monkey Graphic Novels) | Lang | Suzanne | 978-0-593-70935-1 | Elementary | |
| Hamnet : a novel of the plague | O'Farrell | Maggie | 978-1-71378-028-1 | High | |
| Happy Pi Day to you! (Cat In The Hat's Learning Library) | Worth | Bonnie | 978-0-525-57993-9 | Elementary | |
| Harlem Hellfighters : elite infantry soldiers of World War I (Elite Military Units) | Turner | Myra Faye | 979-88-7521-582-7 | Intermediate | |
| Harper Sharp. Volume 1,Kid detective (Harper Sharp, Book 1) | Williams | Jarrett | 978-0-593-30305-4 | Elementary | |
| Haven and the Fallen Giants | Xu | Jen | 978-1-984836-42-7 | Intermediate | |
| Hear ye mortals | Mendez | Yamile Saied | 978-1-64614-637-6 | Middle | |
| Heart of mischief (Soul of Shadow, Book 2) | Noyes | Emma | 978-1-25034-293-5 | High | |
| Heaven's Gate (Dangerous Devotions: Cults in Society) | Peters | Jackson | 978-1-42224-849-2 | High | |
| Heiress among thieves (Heiress Heists, Book 2) | Wibberley | Emily | 978-0-316-56679-7 | High | |
| Hello Kitty and Friends: Supercute Squad | Topix | Media Lab | 9781964487595 | Elementary | |
| Her hidden fire (Her Hidden Fire, Book 1) | O'Sullivan | Clíodhna | 979-82-17-04050-6 | High | |
| Here lies a ghost | Bourne | Shakirah | 978-1-54611-690-5 | Intermediate | |
| Heroes' feast : the official Dungeons & Dragons cookbook | Newman | Kyle | 978-1-984858-90-0 | High | |
| Hidden Wonders: Discover Our Planet's Best-Kept Secrets | Maggi | Nicole | 978-1-8375-8874-9 | Elementary | |
| History of the Gold Rush | Lightbox | Learning | 979-8-8745-2712-9 | Elementary | |
| History of the Oregon Trail | Lightbox | Learning | 979-8-8745-2677-1 | Elementary | |
| History of U.S. Natural Disasters | Lightbox | Learning | 979-8-8745-2727-3 | Elementary | |
| History of Westward Expansion | Lightbox | Learning | 979-8-8745-2717-4 | Elementary | |
| History's infamous unsolved crimes (History's Greatest Mysteries) | Hansen | Grace | 978-1-09824-227-5 | Elementary | |
| History's most spectacular heists : high-stakes thefts, incredible treasures, and daring rescues | Berne | Emma Carlson | 979-88-86742-54-1 | Intermediate | |
| Hobby heists (High-Stakes Heists) | Abdo | Kenny | 978-1-09828-572-2 | Elementary | 223 |
| Hockey in the wild (Life in the Wild) | Oldland | Nicholas | 979-83-687-8115-0 | Elementary | |
| Hockey night in Kenya | Mutinda | Danson | 978-1-71372-857-3 | Elementary | |
| Holloway | Arnold | Elana K | 978-0-06-299088-4 | High | |
| Hombre Perro. El despeluzado escarlata (Dog Man, Book 12) | Pilkey | Dav | 978-1-54614-803-6 | Elementary | |
| Hope for cynics : the surprising science of human goodness | Zaki | Jamil | 978-1-53874-306-5 | High | |
| Hope rode | Kerstein | Lauren H | 978-1-45494-848-3 | Elementary | |
| Houdini's library : how books created the world's greatest magician | Rosenstock | Barb | 978-0-593-57014-2 | Elementary | |
| House of Vipers | Jackson | Emma | 979-82-17-02699-9 | High | |
| How does an egg hatch? : life cycles with the very hungry caterpillar | Carle | Eric | 978-0-593-38561-6 | Elementary | |
| How far I'll go (Twisted Tale) | Kendall | Keala | 978-1-36810-824-9 | Middle | |
| How to draw manga animals (Create! Books: Manga Mania!) | Eason | Sarah | 979-88-923201-2-2 | Elementary | |

All ISBN formats (paperback, hardcover, ebook, audiobook, etc.) will be applied for each individual title.

| Title of Book | Last Name of Author | First Name of Author | ISBN | Minimum School Level | In district with different ISBN |
|--|---------------------|----------------------|-------------------|----------------------|---------------------------------|
| How to Lose Yourself Completely | Bognanni | Peter | 978-1-25040-934-8 | High | |
| Hunting the strange | Cavalancia | Kaitlyn | 978-1-36810-479-1 | High | |
| I Am a Good Dog (Dogtown, Book 3) | Applegate | Katherine | 978-1-25042-353-5 | Elementary | |
| I am book | Cull | Joren | 978-0-593-65924-3 | Elementary | |
| I Am Not a Vampire (Anymore) | Miller | Darcy | 978-0-593-90317-9 | High | |
| I am, I can, I will : a guided journal of self-discovery for black girls, with inspiring role models, quotes, and affirmations | Carter | Cynthia Jacobs | 978-1-52351-457-1 | Intermediate | |
| I love Earth with the very hungry caterpillar | DeGennaro | Gabriella | 979-82-17-14172-2 | Elementary | |
| I Love My School with the Very Hungry Caterpillar | Carle | Eric | 979-82-17-14494-5 | Elementary | |
| I spark like lightning : a book about epilepsy (Disability Books for Kids) | Johnson | Jenna Elyse | 979-83-18-93584-8 | Elementary | |
| I'm Gonna Get You Back | Lauriers | Eva Des | 978-1-25091-057-8 | Middle | |
| If animals loved books | Paul | Ann Whitford | 978-0-374-39193-5 | Elementary | |
| If you want to write a story | Mack | Jeff | 978-0-8234-5818-9 | Elementary | |
| If you were here | Johnson | Abigail | 978-1-33501-410-8 | Middle | |
| Imagine me (Shatter Me, Book 6) | Mafi | Tahereh | 978-0-06-267643-6 | Middle | Yes |
| In Case I Go Missing | Swann | R. N. | 978-0-593-69533-3 | High | |
| In the blood | Henry | April | 978-0-316-58621-4 | High | |
| Infinite shores (Drowned Gods, Book 3) | Lacelle | Pascale | 978-1-66597-038-9 | High | |
| Inside | Gales | S. A. | 978-0-571-38582-9 | Middle | |
| Into the blizzard : heroism at sea during the great blizzard of 1978 (True Rescue) | Tougias | Mike | 979-83-687-7405-3 | Intermediate | |
| Invisible ink (Secrets of the Library of Doom) | Dahl | Michael | 978-1-49659-720-5 | Elementary | |
| Is it a book or is it a plane? | Henson | Mike | 978-0-7112-9749-4 | Elementary | |
| It came from a comic (Secrets of the Library of Doom) | Dahl | Michael | 978-1-66391-207-7 | Elementary | |
| It lurks in the night | Dass | Sarah | 979-83-18-93700-2 | High | 224 |
| It's all in how you fall | Henning | Sarah | 978-0-7595-5667-6 | Middle | |
| Japan national soccer teams : ultimate fan guide (Lerner Sports: World Cup Fan Guides) | Stabler | David | 979-87-6568-942-4 | Elementary | |
| Javier and the cone of uncertainty (Kids Under the Stairs, Book 4) | Holt | K.A. | 978-1-79720-610-3 | Elementary | |
| Jewel heists (High-Stakes Heists) | Abdo | Kenny | 978-1-09828-573-9 | Elementary | |
| Jingle squirrels (Dead Sea Squirrels, Book 9) | Nawrocki | Michael | 978-1-51608-024-3 | Elementary | |
| JoJo's bizarre adventure. Shining diamonds demonic heartbreak,1 | Kadono | Kohei | 978-1-974749-90-4 | High | |
| JoJo's bizarre adventure. Shining diamonds demonic heartbreak,2 | Kadono | Kohei | 978-1-974751-87-7 | High | |
| JoJo's bizarre adventure. Shining diamonds demonic heartbreak,3 | Kadono | Kohei | 978-1-974752-43-0 | High | |
| Julia and Romano | Walters | Eric | 978-1-77086-823-6 | Middle | |
| Just one more story | Emerson | Perry | 978-1-66430-053-8 | Elementary | |

All ISBN formats (paperback, hardcover, ebook, audiobook, etc.) will be applied for each individual title.

| Title of Book | Last Name of Author | First Name of Author | ISBN | Minimum School Level | In district with different ISBN |
|--|---------------------|----------------------|-------------------|----------------------|---------------------------------|
| Just right Jillian | Collier | Nicole D | 978-1-66888-658-8 | Intermediate | Yes |
| Justin Jefferson (Today's NFL GOATs) | Thiel | Sam | 979-83-8494-173-6 | Elementary | |
| Kamudo. 1 (Kamudo, Book 1) | Himekawa | Akira | 978-1-974757-80-0 | Middle | |
| Keeper of the lost cities : the graphic novel part 1, volume 1 | Messenger | Shannon | 9781534463370 | Elementary | |
| Keeper of the lost cities : the graphic novel part 2, volume 1 | Messenger | Shannon | 9781534463400 | Elementary | |
| Killing the SS : the hunt for the worst war criminals in history (Bill O'Reilly's Killing) | O'Reilly | Bill | 978-1-25016-554-1 | High | |
| Kingdom of Waves (Kingdom of Waves Duology, Book 1) | de la Cruz | Melissa | 978-1-25036-167-7 | High | |
| Kusunoki's flunking her high school glow-up. 1 | Mii | Mitsuki | 979-88-88772-71-3 | Middle | |
| Kusunoki's flunking her high school glow-up. 2 | Mii | Mitsuki | 9798888772720 | Middle | |
| Kusunoki's flunking her high school glow-up. 3 | Mii | Mitsuki | 9798888772737 | Middle | |
| Kylian Mbappé | Lightbox | Learning | 979-8-8745-3433-2 | Elementary | |
| La jugada final (Inheritance Games, Book 3) | Barnes | Jennifer Lynn | 978-84-272-3334-8 | Middle | |
| Lamar Jackson (Today's NFL GOATs) | Thiel | Sam | 979-83-8494-174-3 | Elementary | |
| Lana Del Rey : a vibrant journey through the career and influence of the timeless indie-pop icon (Fierce and Fearless) | Fragassi | Selena | 978-1-57715-680-2 | Middle | |
| Landing in Place A Graphic Novel | Hamdy | Sherine | 978-0-7352-2944-0 | Middle | |
| Las Vegas Aces (Lerner Sports: WNBA Hot Ticket) | Anderson | Josh | 979-87-6567-007-1 | Elementary | |
| Last day pool party | Steinkellner | Emma | 979-82-17-03143-6 | Intermediate | |
| Last Days in Moav | Baker | Sharon Reiss | 978-1-68115-706-1 | Middle | |
| Last to Leave | Richards | Teresa | 978-1-62354-637-3 | Middle | |
| Leo Da Vinci, Renaissance kid. 1 | Hamilton | Richard Ashley | 978-1-54582-375-0 | Intermediate | |
| Leo visits the library (Grasshopper Books, Level 1: First Experiences) | Krekelberg | Alyssa | 979-88-921305-0-9 | Elementary | |
| Leo XIV : the first American pope | Steffens | Bradley | 978-1-67821-258-2 | Intermediate | |
| Lessons from Our Ancestors: Uncovering Ancient World Wisdom | Dave | Raksha | 978-1-419-77120-0 | Elementary | 225 |
| Let Me Be Honest --28 Young Artists on Surviving an Uncertain World | Allen | Michaela | 978-1-83402-042-6 | Middle | |
| Let's draw manga chibi characters (Let's Make Art (Walter)) | Whitten | Samantha | 978-0-7603-8088-8 | Elementary | |
| Level up Fortnite (Level Up Gaming) | Dittmer | Lori | 978-1-64582-475-6 | Intermediate | |
| Level up the legend of Zelda (Level Up Gaming) | Dittmer | Lori | 978-1-64582-477-0 | Intermediate | |
| Leyendas/legends : 60 Latine people who changed the world | Mancillas | Monica | 978-1-79721-198-5 | Middle | |
| Lies Between Us | Goodman | Jessica | 979-82-17-00523-9 | High | |
| Life on the Moon | Swanson | Matthew | 978-0-593-70473-8 | Intermediate | |
| Life or death at sea : an interactive survival adventure (You Choose: Lost!) | Doeden | Matt | 978-1-66908-833-2 | Elementary | |
| Life or death in a snowstorm : an interactive survival adventure (You Choose: Lost!) | Gunderson | Jessica | 978-1-66908-838-7 | Elementary | |

All ISBN formats (paperback, hardcover, ebook, audiobook, etc.) will be applied for each individual title.

| Title of Book | Last Name of Author | First Name of Author | ISBN | Minimum School Level | In district with different ISBN |
|---|---------------------|----------------------|-------------------|----------------------|---------------------------------|
| Life or death in the desert : an interactive survival adventure (You Choose: Lost!) | Smith | Elliott | 978-1-66908-843-1 | Elementary | |
| Life or death on a mountain : an interactive survival adventure (You Choose: Lost!) | Clendenan | Megan | 978-1-66908-848-6 | Elementary | |
| Light bringer (Red Rising, Book 6) | Brown | Pierce | 978-0-425-28599-2 | High | |
| Like We Were in Paris | Lee | Stephan | 978-1-54612-816-8 | Middle | |
| Lily Erlic | Lightbox | Learning | 978-1-5105-8729-8 | Elementary | |
| Lionel Messi | Lightbox | Learning | 979-8-8745-3428-8 | Elementary | |
| Little bones | Bigna | Sandy | 978-1-66598-508-6 | Elementary | |
| Little bookshop of horrors (Secrets of the Library of Doom) | Dahl | Michael | 978-1-66391-215-2 | Elementary | |
| Llamas in the library | Hinchon | James | 978-1-923286-20-7 | Elementary | |
| Logic in coding (Building Blocks of Computer Science) | Gonzalez | Echo Elise | 978-0-7166-6708-7 | Elementary | |
| London falling : a mysterious death in a gilded city and a family's search for truth | Keefe | Patrick Radden | 978-0-385-54853-3 | High | |
| Lone Wolf goes to the library (Lone Wolf) | Thomas | Kiah | 978-0-8234-5780-9 | Elementary | |
| Los hermanos Hawthorne : no hay nada mas Hawthorne que ganar (Inheritance Games, Book 4) | Barnes | Jennifer Lynn | 978-84-272-3699-8 | Middle | |
| Lost in a book | Britt | Chris | 978-1-949480-54-2 | Elementary | |
| Love goes viral | Stochitch | Camille | 978-1-66595-062-6 | High | |
| Love on ice | Ney | Sara | 979-83-18-93677-7 | High | |
| Love requires chocolate (Love in Translation, Book 1) | Stringfield | Ravynn K | 978-0-593-57155-2 | High | |
| Lunar New Year with the Very Hungry Caterpillar | Yung | Sarah | 979-82-17-05084-0 | Elementary | |
| Lydia Cooper Is a Lie | Mclsaac | Meaghan | 979-83-471-0334-8 | Intermediate | |
| Lying, stealing, and other ways to save the planet | Campbell | Curtis | 978-1-83402-051-8 | High | |
| Madre de los tiburones | Marquez | Melissa Cristina | 978-0-593-65986-1 | Elementary | |
| Maps and Geography (Ken Jennings' Junior Genius Guides) | Jennings | Ken | 979-83-471-0174-0 | Elementary | 226 |
| Martha Stewart's cookie perfection : 100+ recipes to take your sweet treats to the next level | Stewart | Martha | 978-1-52476-339-8 | High | |
| May the dead keep you | Baguchinsky | Jill | 978-0-316-58627-6 | High | |
| Maybe tomorrow I'll know | Ritany | Alex | 978-1-32408-363-4 | High | |
| Mayhem at Misfit Mansion (Misfit Mansion, Book 2) | Davault | Kay | 978-1-66597-227-7 | Elementary | |
| Mbappe V. Haaland (Soccer GOAT) | Oldfield | Matt | 979-83-18-94622-6 | Intermediate | |
| Medicine Wheels | Graves | Byron | 978-0-06-316042-2 | High | |
| Meet Me at Midnight | Bourne | Brianna | 979-82-17-22555-2 | Middle | |
| Mejor que ayer | Painter | Lynn | 979-83-687-1127-0 | High | |
| Mejor que en las peliculas (Better Than the Movies, Book 1) | Painter | Lynn | 978-1-51607-004-6 | High | |
| Merle of Nazareth (Dead Sea Squirrels, Book 7) | Nawrocki | Michael | 978-1-51608-025-0 | Elementary | |

All ISBN formats (paperback, hardcover, ebook, audiobook, etc.) will be applied for each individual title.

| Title of Book | Last Name of Author | First Name of Author | ISBN | Minimum School Level | In district with different ISBN |
|--|---------------------|----------------------|-------------------|----------------------|---------------------------------|
| Messi V. Ronaldo (Soccer GOAT) | Oldfield | Matt | 979-83-18-94623-3 | Intermediate | |
| Mexico national soccer teams : ultimate fan guide (Lerner Sports: World Cup Fan Guides) | Greenberg | Keith Elliot | 979-87-6568-935-6 | Elementary | |
| Mexikid Dreams A Graphic Memoir (Mexikid, Book 2) | Martin | Pedro | 979-82-17-00248-1 | Intermediate | |
| Mission microraptor (R.A.P.T.O.R., Book 1) | Kavvadias | Philip | 978-1-66598-932-9 | Elementary | |
| Mocha: The Real Doctor | Wood | Jane Roberts | 978-1931721301 | Elementary | |
| Monarchs in the wild | Moya | Israel | 978-1-64379-752-6 | Middle | |
| Monarchy: From Dark Age Ruler to Modern Monarch (Political Systems in Action) | 978-1-916949-70-6 | Webb | Alex | Intermediate | |
| Monster in the margins (Secrets of the Library of Doom) | Dahl | Michael | 978-1-66397-675-8 | Elementary | |
| Morbid curiosities | Hati | S | 978-1-25039-285-5 | High | |
| More than what eyes see : a book about blindness (Disability Books for Kids) | Kwak | Miso | 979-83-18-93585-5 | Elementary | |
| Most likely to murder | McBride | Lish | 978-0-593-86040-3 | High | |
| Murder in Canaryville : the true story behind a cold case and a Chicago cover-up | Coen | Jeff | 978-1-64160-281-5 | High | |
| Museum heists (High-Stakes Heists) | Abdo | Kenny | 978-1-09828-574-6 | Elementary | |
| My book and me | Park | Linda Sue | 978-1-63655-094-7 | Elementary | |
| My life as an asthmanaut : a book about asthma (Disability Books for Kids) | Lockett | Jacob | 979-83-18-93583-1 | Elementary | |
| My Roman Summer | de Luca | Bruna | 979-82-250-3842-7 | Middle | |
| My sister, the freak | Jones | Dani | 978-0-06-334325-2 | Intermediate | |
| My very first baking book : joyful recipes to make together! | Kartes | Danielle | 978-1-46423-309-8 | Elementary | |
| My wonderful disgrace | Rice | Angourie | 978-1-53624-743-5 | High | |
| Myles Garrett (Today's NFL GOATs) | Beattie | Charlie | 979-83-8494-175-0 | Elementary | |
| Myths and legends (Basher History) | Budzik | Mary Frances | 978-1-71378-178-3 | Intermediate | |
| Nada como en las peliculas (Better Than the Movies, Book 2) | Painter | Lynn | 979-83-18-94439-0 | High | 227 |
| Name of the wind | Rothfuss | Patrick | 978-0-7564-1371-2 | High | |
| Nameless notebook (Library of Doom) | Mauleon | Daniel | 978-1-66907-363-5 | Elementary | |
| Naming Jack the Ripper : new crime scene evidence, a stunning forensic breakthrough, the killer revealed | Edwards | Russell | 978-1-49303-894-7 | High | |
| Nelson Mandela | Lightbox | Learning | 978-1-7911-7402-6 | Elementary | |
| Netherlands national soccer teams : ultimate fan guide (Lerner Sports: World Cup Fan Guides) | Scheffer | Janie | 979-87-6568-941-7 | Elementary | |
| Never give a baby a library card | Sandberg | Erin | 978-1-41977-471-3 | Elementary | |
| Neymar | Lightbox | Learning | 979-8-8745-3438-7 | Elementary | |
| Nightshade (Rosenholm, Book 3) | Kappel Jensen | Gry | 978-1-64690-014-5 | High | |
| Nisei soldiers : elite fighting force of World War II (Elite Military Units) | Florence | Debbi Michiko | 979-88-7521-590-2 | Intermediate | |

All ISBN formats (paperback, hardcover, ebook, audiobook, etc.) will be applied for each individual title.

| Title of Book | Last Name of Author | First Name of Author | ISBN | Minimum School Level | In district with different ISBN |
|---|---------------------|----------------------|-------------------|----------------------|---------------------------------|
| No One Leaves the Manor | McWilliams | Kelly | 978-0-316-45023-2 | High | |
| Nutty study buddies (Dead Sea Squirrels, Book 3) | Nawrocki | Michael | 978-1-51608-026-7 | Elementary | |
| NXIVM (Dangerous Devotions: Cults in Society) | Gillespie | Danielle | 978-1-42224-847-8 | High | |
| Odyssey (Fractured Kingdom, Book 2) | Fergus | Maureen | 979-83-687-7742-9 | High | |
| Offside | Gonzalez | Christina Diaz | 978-1-54611-103-0 | Elementary | |
| Olive Oakes and the haunted carousel (Olive Oakes, Book 1) | Bayron | Kalynn | 978-1-54761-592-6 | Elementary | |
| Olivia Gray will not fade away | Burch | Ciera | 978-1-66597-262-8 | Middle | |
| On Earth we're briefly gorgeous : a novel | Vuong | Ocean | 978-0-525-56202-3 | High | |
| One goal : how soccer can help save the planet | Camlot | Heather | 978-1-77946-009-7 | Elementary | |
| One of us is next (One of Us is Lying, Book 2) | McManus | Karen | 978-0-525-70796-7 | Middle | Yes |
| One Piece : Baroque Works : 13-15 | Oda | Eiichiro | 9781421554983 | Middle | |
| One Piece : Baroque Works : 16-18 | Oda | Eiichiro | 9781421554990 | Middle | |
| One Piece : East Blue : 10-12 | Oda | Eiichiro | 9781421536286 | Middle | |
| One piece. Pirate recipes | Sanji | | 978-1-974724-46-8 | High | |
| Onward : 16 climate fiction short stories to inspire hope | Carpenter | Nora Shalaway | 978-1-62354-653-3 | Middle | |
| Operation: Happy : a World War II story of courage, resilience, and an unbreakable bond | Walsh | Jenni L | 9780310159261 | Elementary | |
| Opting out | Kobabe | Maia | 978-1-54611-012-5 | Middle | |
| Orson and the world's loudest library | Gehl | Laura | 978-1-66260-208-5 | Elementary | |
| Our Aimless Nights, Volume 1 (Our Aimless Nights, Book 1) | Koumori | | 979-82-17-11831-1 | Middle | |
| Our Solar System | Lightbox | Learning | 979-8-8745-4140-8 | Elementary | |
| Our Wicked Gifts | Foxfield | Kathryn | 979-82-17-12208-0 | High | |
| Parable of the sower | Butler | Octavia E | 978-1-60980-719-1 | High | Yes |
| Paradise Coast | Young | Suzanne | 978-1-66598-353-2 | High | |
| Parliamentary Government: From the Viking Althing to Modern Parliament | Webb | Alex | 978-1-916949-74-4 | Intermediate | 228 |
| Peoples Temple (Dangerous Devotions: Cults in Society) | Peters | Jackson | 978-1-42224-848-5 | High | |
| Perfect enough | Kuyatt | Meg Eden | 978-1-54619-974-8 | Intermediate | |
| Pet hobbies : pet care, aquariums, training & more (Hooked on Hobbies) | Daniels | Ruby | 978-1-09829-775-6 | Intermediate | |
| PIGGY. Jungle pursuit | Vannotes | | 978-1-54613-792-4 | Elementary | |
| Pokémon: 5-Minute Stories | Webster | Christy | 9781546163596 | Elementary | |
| Pokemon. The search for Lapras | Whitehill | Simcha | 979-83-687-8359-8 | Elementary | |
| Polar bears (Checkerboard Animal Library: Arctic Animals At Risk) | Borgert-Spaniol | Megan | 978-1-53211-699-5 | Elementary | |
| Possessive spirit (Library of Doom) | Brezenoff | Steven | 978-1-66907-364-2 | Elementary | |
| President Joe Biden : America's 46th president (Bearport Biographies) | Rose | Rachel | 979-83-687-0962-8 | Elementary | |
| Prodigal tiger | Chong | Samantha | 978-0-593-86010-6 | Middle | |

All ISBN formats (paperback, hardcover, ebook, audiobook, etc.) will be applied for each individual title.

| Title of Book | Last Name of Author | First Name of Author | ISBN | Minimum School Level | In district with different ISBN |
|---|---------------------|----------------------|-------------------|----------------------|---------------------------------|
| Quarterback blues (Lerner Sports Stories) | Marino | Max | 9798765619735 | Elementary | |
| Rainbow Fish and the storyteller (Rainbow Fish) | Pfister | Marcus | 9780735845008 | Elementary | |
| Rainforests | Lightbox | Learning | 978-1-5105-8068-8 | Elementary | |
| Rainsong | Riesen | Lila | 978-0-593-81349-2 | High | |
| Rani Deshpande Takes the Wheel | Avachat | Arushi | 978-1-25089-591-2 | High | |
| Really Rubie (Really Rubie, Book 1) | Frost | Maddie | 979-83-471-0399-7 | Elementary | |
| Rebel Girls make dessert : kid-tested recipes you can make, bake + share! (Rebel Girls Cookbooks) | Ten Speed | Press | 978-0-593-83559-3 | Elementary | |
| Rebel Heiress (Diamonds, Book 3) | Howard | Amalie | 979-82-17-02416-2 | Middle | |
| Red River Rose | Lindstrom | Carole | 978-1-54761-248-2 | Intermediate | |
| Reel life | Lynch | Kane | 979-83-687-9542-3 | Elementary | |
| Release me | Mafi | Tahereh | 978-0-06-348033-9 | Middle | |
| Remnants of the past | Faruqi | Saadia | 978-1-36807-887-0 | Intermediate | |
| Replay Trap | Brandt | Juliana | 978-1-66598-189-7 | Intermediate | |
| Rescue of the Bounty : disaster and survival in Superstorm Sandy | Tougias | Mike | 978-1-47674-664-7 | High | |
| Rescue of the Bounty : disaster and survival in Superstorm Sandy (True Rescue) | Tougias | Mike | 979-83-687-7426-8 | Intermediate | |
| Revolutionary War : America's war for independence: a visual history | Miller | Rebecca | 978-1-54618-671-7 | Elementary | |
| Rhia Ripley (Torque: Wrestling Superstars) | Duling | Kaitlyn | 979-88-988011-0-6 | Elementary | |
| Right as rain | Bhuiyan | Tashie | 978-0-374-39392-2 | High | |
| Rise of the rebels (Epic Axolotls, Book 2) Last Immortals | Brooks | Kit | 978-0-316-60188-7 | Elementary | |
| Rival Darling (Darling Devils, Book 1) | Moody | Alexandra | 978-0-06-345742-3 | High | |
| Roar for reading | Ferry | Beth | 978-1-66594-055-9 | Elementary | |
| Robotics : from Leonardo Da Vinci to Isaac Asimov (Checkerboard Science Library: STEM Stories) | Alkire | Jessie | 978-1-53211-548-6 | Elementary | |
| Rockonomics : a backstage tour of what the music industry can teach us about economics and life | Krueger | Alan B | 978-1-52476-371-8 | High | 229 |
| Rolls and rivalry | Boyce | Kristy | 978-0-593-89922-9 | Middle | |
| Roman Reigns (Torque: Wrestling Superstars) | Duling | Kaitlyn | 979-88-988011-1-3 | Elementary | |
| Rookie squad (Lerner Sports Stories) | Marino | Max | 9798765619759 | Elementary | |
| Roses & violets (Rosenholm, Book 1) | Kappel Jensen | Gry | 978-1-64690-012-1 | High | |
| Royal blood (Royal Blood, Book 1) | Carter | Aimee | 978-1-51608-530-9 | Middle | |
| Royal heirs academy | Duga | Lindsey | 979-83-687-4876-4 | High | |
| Royal liars (Royal Heirs Academy) | Duga | Lindsey | 979-83-687-9429-7 | High | |
| Royal scandal (Royal Blood, Book 2) | Carter | Aimee | 979-83-687-5445-1 | Middle | |
| Ruby Bridges | Lightbox | Learning | 978-1-5105-8339-9 | Elementary | |

All ISBN formats (paperback, hardcover, ebook, audiobook, etc.) will be applied for each individual title.

| Title of Book | Last Name of Author | First Name of Author | ISBN | Minimum School Level | In district with different ISBN |
|--|---------------------|----------------------|-------------------|----------------------|---------------------------------|
| Ruinous Ends (Souls of Blackwood Academy, Book 2) | Marie | I. V. | 978-0-593-89884-0 | High | |
| Run on your new legs. 4 | Midori | Wataru | 9781975339036 | Middle | |
| Run on your new legs. 5 | Midori | Wataru | 9781975339043 | Middle | |
| Russian Blue cats (Checkerboard Animal Library: Cats) | Finne | Stephanie | 978-1-62403-326-1 | Elementary | |
| Sabotage at sea (Montgomery Bonbon) | Beckett-King | Alasdair | 9781536241709 | Elementary | |
| Sabrina Carpenter : a vibrant journey through the career and influence of a pop princess (Fierce and Fearless) | Fragassi | Selena | 978-0-7603-9929-3 | Middle | |
| Salvacion | Proudman | Sandra | 978-1-25089-508-0 | Middle | |
| Santiago veia las cosas diferente : Santiago Ramon y Cajal, artista, medico, padre de la neurociencia | Iverson | Christine | 978-1-53623-334-6 | Elementary | |
| Saquon Barkley (Today's NFL GOATs) | Riccardi | Noah | 979-83-8494-177-4 | Elementary | |
| Sashimi and the Field Trip of Doom (Sashimi, Book 2) | Santat | Dan | 978-1-25035-996-4 | Elementary | |
| Scary shark | Lowery | Mike | 978-1-54611-078-1 | Elementary | |
| Scholastic book of world records, 2027 | Scholastic | Inc | 979-83-18-94495-6 | Elementary | |
| School Bus Graveyard, Volume 1 (School Bus Graveyard, Book 1) | Red | | 979-82-17-12287-5 | High | |
| Sea of Charms (Spellshop, Book 3) | Durst | Sarah Beth | 978-1-25040-067-3 | High | |
| Seconds to spare | Reiss | Rachel | 978-1-25036-616-0 | Middle | |
| Secrets of the broken house | Souders | Taryn | 978-1-46424-497-1 | Elementary | |
| Secrets of the Dead: Mummies and Other Human Remains from Around the World | Ralphs | Matt | 979-88-87770-81-9 | Intermediate | |
| Secrets, spells, and chocolate | Chruchill | Marisa | 979-88-900336-3-5 | Middle | |
| Semiconductors (Building Blocks of Computer Science) | gonzalez | Echo Elise | 978-0-7166-6715-5 | Elementary | |
| Shadow Reaper | Noni | Lynette | 979-82-17-03345-4 | High | |
| Share better and stress less : a guide to thinking ecologically about social media | Phillips | Whitney | 978-1-53622-874-8 | Middle | |
| Shatter me (Shatter Me, Book 1) | mafi | Tahereh | 978-0-06-208550-4 | Middle | Yes 230 |
| She knows all the names (Throne of Khetara) | Corpora | Michelle Jabes | 978-1-46422-462-1 | Middle | |
| Shifting shelves (Secrets of the Library of Doom) | Dahl | Michael | 978-1-66397-672-7 | Elementary | |
| Shooting the curl : surfing (Checkerboard Adventure Library: Adrenaline Adventure) | Young | Jeff C | 978-1-61613-552-2 | Elementary | |
| Shorelines | Ennis | Ruth | 978-1-915071-98-9 | High | |
| Showing chickens at the fair (Blue Ribbon Animals) | Wendt | Jennifer | 978-1-72540-611-7 | Elementary | |
| Showing horses at the fair (Blue Ribbon Animals) | Wendt | Jennifer | 978-1-72540-613-1 | Elementary | |
| Shriek week (Camp Scream, Book 1) | Yung | Sarah | 978-0-06-306444-7 | Elementary | |
| Sidequested. Book 1 | Spangler | K. B. | 978-1-52489-642-3 | Middle | |
| Sierra Wilson | Lightbox | Learning | 978-1-5105-8733-5 | Elementary | |
| Six of crows (Six Of Crows Duology, Book 1) | Bardugo | Leigh | 978-1-51814-383-0 | Middle | Yes |

All ISBN formats (paperback, hardcover, ebook, audiobook, etc.) will be applied for each individual title.

| Title of Book | Last Name of Author | First Name of Author | ISBN | Minimum School Level | In district with different ISBN |
|--|---------------------|----------------------|-------------------|----------------------|---------------------------------|
| Skating wilder | Dumais | Brandon | 978-1-913123-20-8 | Middle | |
| Slavery and the African American story (Race to the Truth) | Williams Dockery | Patricia | 978-0-593-48047-2 | Intermediate | |
| Sleuths on the loose | Karber | G. T. | 978-0-316-58225-4 | Intermediate | |
| Slow burn | Rutter | Bethany | 978-1-53624-383-3 | Middle | |
| So many books! | Fliess | Sue | 978-0-8075-3233-1 | Elementary | |
| Socialism: From the Industrial Revolution to the Trade Union (Political Systems in Action) | Webb | Alex | 978-1-916949-78-2 | Intermediate | |
| Sol Goes For Goal! (Hillside Valley) | Anta | Julio | 9780593651674 | Elementary | |
| Someday perfect | Schneider | Kat | 978-0-593-80961-7 | Middle | |
| Something to be proud of | Quirke | Anna Zoe | 978-1-49981-829-1 | High | |
| Sonic the Hedgehog On the Go, Vol. 3 | Flynn | Ian | 979-83-18-95129-9 | Intermediate | |
| Sonic the Hedgehog on the go. Volume one | Flynn | Ian | 979-88-87243-40-5 | Intermediate | |
| Sonic the Hedgehog on the go. Volume two | Flynn | Ian | 979-83-18-93709-5 | Intermediate | |
| Sonnets and serpents (Casters and Crowns, Book 2) | Lowham | Elizabeth | 978-1-63993-435-5 | High | |
| Space (How it Works) | Clark | Stuart | 978-1-502-67204-9 | Middle | |
| Spain national soccer teams : ultimate fan guide (Lerner Sports: World Cup Fan Guides) | Scheffer | Janie | 979-87-6568-938-7 | Elementary | |
| Sparks Fly (Holliday Girls, Book 1) | Henry | Hazel | 978-0-06-347454-3 | Middle | |
| Speed reader (Speed Reader, Book 1) | Cody | Matthew | 979-83-18-92365-4 | Intermediate | |
| Spiritualists | Tubb | Kristin O'Donnell | 978-1-66598-573-4 | High | |
| Spookiest Pumpkin Patch Ever! (Spookiest Pumpkin Patch) | Martin | Louise | 978-1-46426-396-5 | Elementary | |
| Spur of the moment (Willow Creek, Book 1) | Smith | Juliana | 978-1-46428-977-4 | High | |
| Spy Sisters versus Snake Ten-Fangs (Spy Sisters, Book 1) | Markham | Alan | 978-1-63993-534-5 | Elementary | |
| Squalo & Mage Vs. the Rage of the Bakunawa : a Graphic Novel (Squalo & Mage, Book 1) | Bodegon-Hikino | Kara | 978-0-06-305642-8 | Intermediate | |
| Squirreled away (Dead Sea Squirrels, Book 1) | Nawrocki | Michael | 978-1-51608-027-4 | Elementary | |
| Squirrelnapped! (Dead Sea Squirrels, Book 4) | Nawrocki | Michael | 978-1-51608-028-1 | Elementary | |
| Squished | Lloyd | Megan Wagner | 9781338568943 | Elementary | Yes |
| Star wars, episode III : revenge of the Sith.Volume 1 (Star Wars: Revenge of the Sith, Book 1) | Lane | Miles | 978-1-59961-617-9 | Intermediate | |
| Star wars, episode III : revenge of the Sith.Volume 2 (Star Wars: Revenge of the Sith, Book 2) | Lane | Miles | 978-1-59961-618-6 | Intermediate | |
| Star wars, episode III : revenge of the Sith.Volume 3 (Star Wars: Revenge of the Sith, Book 3) | Lane | Miles | 978-1-59961-619-3 | Intermediate | |
| Star wars, episode III : revenge of the Sith.Volume 4 (Star Wars: Revenge of the Sith, Book 4) | Lane | Miles | 978-1-59961-620-9 | Intermediate | |
| Star wars, episode IV : a new hope.Volume 1 (Star Wars: A New Hope, Book 1) | Jones | Bruce | 978-1-59961-621-6 | Intermediate | |

| Title of Book | Last Name of Author | First Name of Author | ISBN | Minimum School Level | In district with different ISBN |
|---|---------------------|----------------------|-------------------|----------------------|---------------------------------|
| Star wars, episode IV : a new hope.Volume 2 (Star Wars: A New Hope, Book 2) | Jones | Bruce | 978-1-59961-622-3 | Intermediate | |
| Star wars, episode IV : a new hope.Volume 3 (Star Wars: A New Hope, Book 3) | Jones | Bruce | 978-1-59961-623-0 | Intermediate | |
| Star wars, episode IV : a new hope.Volume 4 (Star Wars: A New Hope, Book 4) | Jones | Bruce | 978-1-59961-624-7 | Intermediate | |
| Starchaser (Nightweaver, Book 2) | Gray | R. M. | 978-0-316-59407-3 | High | |
| Starlight and storm | Greenlaw | Rachel | 978-1-33501-398-9 | High | |
| Stars, stripes & summer nights | Dador | Celeste | 979-82-17-02973-0 | Middle | |
| Stolen midnights | Quinn | Katherine | 979-82-17-11721-5 | High | |
| Stops Along the Way | Sortino | Anna | 979-82-17-00517-8 | High | |
| Strangely Bumptious and the ghosts of Crypts Academy | Russell | Mark | 979-83-18-95037-7 | Elementary | |
| Stream | Salazar | Aida | 978-1-33877-567-9 | Intermediate | |
| Street Maps | Lightbox | Learning | 978-1-5105-6362-9 | Elementary | |
| Streetball is life : lessons earned on the asphalt | Volponi | Paul | 978-1-53813-927-1 | Middle | |
| Such a Lucky Girl | Heard | Wendy | 978-0-316-48295-0 | High | |
| Such a Witch | Henning | Sarah | 978-0-316-58437-1 | High | |
| Suitor Armor | Purpah | | 9780593835630 | Middle | |
| Suitor Armor | Purpah | | 9780593835661 | Middle | |
| Suitor Armor | Purpah | | 9780593835692 | Middle | |
| Summer official | Weatherspoon | Rebekah | 978-0-593-46535-6 | Middle | |
| Super fun slime projects : DIY tutorials, recipes, and projects--totally borax free! | Jagan | Alyssa | 978-0-7603-9798-5 | Elementary | |
| Super-dee-dooper book of animal facts (Cat In The Hat's Learning Library) | Carbone | Courtney | 978-0-525-58164-2 | Elementary | |
| Swimming in a sea of stars | Wright | Julie | 979-83-687-9096-1 | Middle | |
| Swing | Meeker | Audrey | 978-1-25086-403-1 | Intermediate | 232 |
| Tech Week (Cast vs. Crew, Book 2) | Champion | Lindsay | 978-1-64595-331-9 | Intermediate | |
| Tell Me My Future | Ruvane | Eileen M | 978-1-41978-558-0 | High | |
| Texas A&M Aggies (College Football Teams (The Child's World)) | Sveda | Emily | 978-1-50387-862-4 | Elementary | |
| Texas Flag | Lightbox | Learning | 978-1-5105-8122-7 | Elementary | |
| Thank you, teacher : from the Very Hungry Caterpillar | Carle | Eric | 978-0-593-22618-6 | Elementary | |
| That which feeds us : a Hawaiian gothic | Kendall | Keala | 979-82-17-11796-3 | High | |
| The 100 hats of the Cat in the Hat : a celebration of the 100th day of school (Cat In The Hat's Learning Library) | Rabe | Tish | 978-0-525-57996-0 | Elementary | |
| The afterlands (Infinity Courts, Book 3) | Bowman | Akemi Dawn | 978-1-66590-773-6 | High | |
| The Alamo | Lightbox | Learning | 978-1-5105-8123-4 | Elementary | |
| The alloy of law (Mistborn, Book 4) | Sanderson | Brandon | 979-83-687-0419-7 | High | Yes |

All ISBN formats (paperback, hardcover, ebook, audiobook, etc.) will be applied for each individual title.

| Title of Book | Last Name of Author | First Name of Author | ISBN | Minimum School Level | In district with different ISBN |
|---|---------------------|----------------------|-------------------|----------------------|---------------------------------|
| The Amazing Chemistry in Your Home (Science All Around Us) | Karpiskova | Lenka | 978-8-00-007572-3 | Elementary | |
| The Awesome Physics in Your City (Science All Around Us) | Kopecky | Tomas | 978-8-00-007439-9 | Intermediate | |
| The Awesome Physics in Your Home | Kopecky | Tomas | 978-8-00-007094-0 | Intermediate | |
| The bands of mourning (Mistborn, Book 6) | Sanderson | Brandon | 979-83-687-0421-0 | High | Yes |
| The beast you let in | Mele | Dana | 978-1-46423-701-0 | High | |
| The beasts we raise (Broken Citadel, Book 2) | Taylor | DL | 978-1-25033-170-0 | High | |
| The Beckett effect | Jones | Nashae | 978-1-66597-086-0 | High | |
| The Bible atlas : a pictorial guide to the Holy Lands | Motyer | Stephen | 978-0-7440-9284-4 | Intermediate | |
| The bloody and the damned | Coffindaffer | Rebecca | 978-1-25034-467-0 | High | |
| The blue dress | Morrison | Rebecca | 978-0-374-39360-1 | Middle | |
| The book bus | Moore | Melanie | 978-0-7643-6779-3 | Elementary | |
| The Book Witch | Shaffer | Meg | 978-0-593-98358-4 | High | |
| The bookshop on Lemon Tree lane | Lucas | Mike | 978-1-76050-698-8 | Elementary | |
| The bottle witch of Brimley (Orca Shivers) | DeMeulemeester | Linda | 978-1-45984-352-3 | Intermediate | |
| The bottomless book (Secrets of the Library of Doom) | Dahl | Michael | 978-1-51588-250-3 | Elementary | |
| The bright side : how optimists change the world, and how you can be one | Paul-Choudhury | Sumit | 978-1-66803-140-7 | High | |
| The case of the pilfered pearls (Shrew Detective, Book 1) | Preus | Margi | 978-1-41977-802-5 | Elementary | |
| The cases that haunt us : from Jack the Ripper to JonBenet Ramsey, the FBI's legendary mindhunter sheds light on the mysteries that won't go away | Douglas | John E | 978-1-66822-450-2 | High | |
| The cat family (Eureka! Animal Albums) | Golkar | Golriz | 979-88-930485-5-1 | Intermediate | |
| The celestial seas | Chan | T. A. | 978-0-593-69374-2 | High | |
| The Chismosas Only Book Club | Kemp | Laekan Zea | 978-0-593-85976-6 | Intermediate | |
| The Cole Protocol | Buckell | Tobias S. | 978-1-982111-71-7 | High | |
| The college football encyclopedia (College Sports Encyclopedias) | Beattie | Charlie | 978-1-09829-883-8 | Elementary | |
| The colliding worlds of Mina Lee (Colliding Worlds, Book 1) | Oh | Ellen | 978-0-593-12595-3 | Middle | 233 |
| The Cove | Rose | Claire | 978-1-25045-241-2 | Middle | |
| The creature collection (Library of Doom) | Brezenoff | Steven | 978-1-66634-636-7 | Elementary | |
| The deceiver's heart (Traitor's Game, Book 2) | Nielsen | Jennifer A. | 978-1-33804-542-0 | Middle | Yes |
| The dog family (Eureka! Animal Albums) | Monroe | Alex | 979-88-930485-6-8 | Intermediate | |
| The downstairs girl | Lee | Stacey | 978-1-52474-097-9 | Middle | Yes |
| The dragon and the sun lotus (Three Realms, Book 2) | Zhao | Amelie Wen | 978-0-593-81388-1 | High | |
| The electric life of Lavender Lewis | Storti | Kara | 978-1-45496-389-9 | Middle | |
| The empire wars (Empire Wars, Book 1) | Phenix | Akana | 979-82-12-91357-7 | High | |
| The Eraser strikes back (Secrets of the Library of Doom) | Dahl | Michael | 978-1-49659-722-9 | Elementary | |
| The escape game | Meyer | Marissa | 979-82-17-00612-0 | Middle | |

All ISBN formats (paperback, hardcover, ebook, audiobook, etc.) will be applied for each individual title.

| Title of Book | Last Name of Author | First Name of Author | ISBN | Minimum School Level | In district with different ISBN |
|---|---------------------|----------------------|-------------------|----------------------|---------------------------------|
| The everything I have lost | Aguilar Zeleny | Sylvia | 978-1-947627-17-8 | Middle | |
| The family | Sanders | Ed | 978-1-56025-396-9 | High | |
| The Federalist Papers (Documents of America) | Earley | Ryan | 979-88-87353-12-8 | Elementary | |
| The finest hours : the true story of a heroic sea rescue (True Rescue) | Tougias | Mike | 978-1-66880-873-3 | Intermediate | |
| The flood | Dietz | William C. | 978-1-982111-63-2 | High | |
| The four winds | Hannah | Kristin | 978-1-25017-860-2 | High | |
| The Free Verse Society | Adjoa | Delali | 978-1-68263-840-8 | High | |
| The friendship book | Moss | Wendy | 978-1-43383-229-1 | Elementary | |
| The frugal wizard's handbook for surviving medieval England (Secret Projects, Book 2) | Sanderson | Brandon | 978-1-25089-967-5 | High | |
| The Game of Oaths | Bandreddi | SC | 978-1-53625-263-7 | High | |
| The genie game (Genie Game, Book 1) | Ifueko | Jordan | 978-1-41976-437-0 | Intermediate | |
| The ghost riddle (Secrets of the Library of Doom) | Dahl | Michael | 978-1-51588-247-3 | Elementary | |
| The Gravewood | Kelly | Andrew | 978-1-54617-658-9 | High | |
| The graveyard book. Volume 1 | Russell | P. Craig | 978-1-48989-336-9 | Intermediate | Yes |
| The great alone | Hannah | Kristin | 978-0-312-57723-0 | High | |
| The Great Depression | Lightbox | Learning | 979-8-8745-3913-9 | Elementary | |
| The greenies (Greenies, Book 1) | Mills | Emma | 978-1-25081-576-7 | Intermediate | |
| The Grim Reader (Secrets of the Library of Doom) | Dahl | Michael | 978-1-66391-219-0 | Elementary | |
| The hanging bones | Tesch | Elle | 978-1-25037-974-0 | High | |
| The haunted handwriting (Secrets of the Library of Doom) | Dahl | Michael | 978-1-66397-673-4 | Elementary | |
| The Heirs | Abike-Iyimide | Faridah | 978-1-25032-699-7 | High | |
| The index insects (Secrets of the Library of Doom) | Dahl | Michael | 978-1-49659-724-3 | Elementary | |
| The infinite glade (Maze Cutter, Book 3) | Dashner | James | 979-89-88421-53-5 | Middle | |
| The Johnstown flood | McCullough | David G. | 978-0-671-20714-4 | High | 234 |
| The keeper of stories | Pritchard | Caroline Kusun | 979-83-18-94666-0 | Elementary | |
| The king of books | Perry | Gina | 978-1-25033-012-3 | Elementary | |
| The last best quest ever | Lukens | F. T. | 978-1-66595-097-8 | Middle | |
| The last dragon house (Last Dragon House, Book 1) | Morris | Liv Mae | 978-1-41978-461-3 | Elementary | |
| The league of dangerous young ladies | Morgenstein | J. A. | 978-1-46423-854-3 | Middle | |
| The Library of Congress (Blastoff! Readers Level 3: U.S. Government Buildings) | Koestler-Grack | Rachel A | 979-88-930481-0-0 | Elementary | |
| The Lionharts. Book 1 (Lionhearts, Book 1) | Lawrence | Mike | 978-1-41975-996-3 | Intermediate | |
| The loners (Quarantine, Book 1) | Thomas | Lex | 978-1-60684-438-0 | High | Yes |
| The Lustrous Dark | Chefchaoui | Loretta | 978-1-68263-837-8 | High | |
| The magic awakens (Renegades (HarperCollins), Book 1) | Hunter | Erin | 978-0-06-344952-7 | Intermediate | |

All ISBN formats (paperback, hardcover, ebook, audiobook, etc.) will be applied for each individual title.

| Title of Book | Last Name of Author | First Name of Author | ISBN | Minimum School Level | In district with different ISBN |
|---|---------------------|----------------------|-------------------|----------------------|---------------------------------|
| The magnificent book of dragons (Magnificent Books) | Caldwell | Stella | 979-83-18-90350-2 | Intermediate | |
| The magnificent book of fantasy creatures (Magnificent Books) | Jackson | Tom | 979-83-18-90351-9 | Intermediate | |
| The magnificent book of monsters (Magnificent Books) | Ferguson | Diana | 979-83-18-90352-6 | Intermediate | |
| The Manson family (Dangerous Devotions: Cults in Society) | Asano | K. M. | 978-1-42224-846-1 | High | |
| The memory keeper's daughter | Edwards | Kim | 978-0-14-303714-9 | High | Yes |
| The men's college basketball encyclopedia (College Sports Encyclopedias) | Beattie | Charlie | 978-1-09829-885-2 | Elementary | |
| The monstrous kind | Gregovic | Lydia | 978-0-593-57237-5 | High | |
| The movie book. (Big Ideas Simply Explained) | DK/Penguin | Random House | 978-1-66882-423-8 | Middle | |
| The naturals.; Para cazar a un asesino tienes que ser su tipo | Barnes | Jennifer Lynn | 978-84-272-3587-8 | High | |
| The Night King's court | Bonnin | Elisa | 978-0-06-346301-1 | Middle | |
| The official Downton Abbey Christmas cookbook | Ysewijn | Regula | 978-1-68188-535-3 | High | |
| The pioneers : the heroic story of the settlers who brought the American ideal west | McCullough | David G. | 978-1-50116-868-0 | High | |
| The redwood bargain : a gothic fairy tale | Grabo | Markelle | 979-88-900339-2-5 | High | |
| The rise of Neptune (Dragonships (Aladdin), Book 2) | Reintgen | Scott | 978-1-66594-654-4 | Intermediate | |
| The River She Became | Varga | Emily | 978-1-25087-869-4 | Middle | |
| The roach king of Raleigh | Stocker | Shannon | 978-0-310-17839-2 | Middle | |
| The Romance Rewind | Everett | Sarah | 979-82-17-00298-6 | Middle | |
| The ruins beneath us | Sloan | Sasha E. | 978-1-36811-751-7 | High | |
| The search for us : a novel | Boyer | Susan Azim | 978-1-25083-370-9 | High | |
| The season of flames (Chronicles of Whetherwhy, Book 2) | James | Anna | 978-0-593-69193-9 | Elementary | |
| The secret of secrets : a novel (Robert Langdon, Book 6) | Brown | Dan | 978-0-385-54689-8 | High | |
| The Secret World of Briar Rose | Pham | Cindy | 979-82-17-11302-6 | High | |
| The secrets of Lovelace Academy | Benedict | Marie | 978-1-66595-021-3 | Elementary | |
| The sentencer's court (Library of Doom) | Brezenoff | Steven | 978-1-66901-388-4 | Elementary | 235 |
| The shark family (Eureka! Animal Albums) | Golkar | Golriz | 979-88-930485-7-5 | Intermediate | |
| The siren and the star | Smith | Colby Cedar | 978-1-66597-217-8 | High | |
| The spell of a story | Ilustrajo | Mariajo | 978-0-7112-7801-1 | Elementary | |
| The squad. Perfect cover (Squad, Book 1) | Barnes | Jennifer Lynn | 979-82-17-11704-8 | Middle | |
| The Startup Squad. One for the dogs (Startup Squad) | Weisfeld | Brian | 978-0-593-62164-6 | Elementary | |
| The storyteller | Bonilla | Lindsay | 978-0-593-10958-8 | Elementary | |
| The summer of second chances | Walther | K. L. | 978-1-46421-917-7 | Middle | |
| The summer of the fortune tellers | Greenwald | Lisa | 978-0-06-325590-6 | Intermediate | |
| The Supreme Gift : Love Is the Greatest Thing in the World | Coelho | Paulo | 978-0-06-347008-8 | High | |
| The unchosen one (Unchosen One, Book 1) | Sparkes | Amy | 978-1-53624-973-6 | Elementary | |

All ISBN formats (paperback, hardcover, ebook, audiobook, etc.) will be applied for each individual title.

| Title of Book | Last Name of Author | First Name of Author | ISBN | Minimum School Level | In district with different ISBN |
|--|---------------------|----------------------|-------------------|----------------------|---------------------------------|
| The unlikely tale of Chase & Finnegan | Warga | Jasmine | 978-1-25038-718-9 | Intermediate | |
| The Unofficial Guide to Minecraft Construction, 2nd Edition (Alternator Books: My Minecraft) | Schwartz | Heather E | 979-83-480-4127-4 | Elementary | |
| The Unofficial Guide to Minecraft Creative Mode, 2nd Edition (Alternator Books: My Minecraft) | Zajac | Linda | 979-83-480-4128-1 | Elementary | |
| The Unofficial Guide to Minecraft Enchantments, 2nd Edition (Alternator Books: My Minecraft) | Zajac | Linda | 979-83-480-4129-8 | Elementary | |
| The Unofficial Guide to Minecraft Maps, 2nd Edition (Alternator Books: My Minecraft) | Zajac | Linda | 979-83-480-4130-4 | Elementary | |
| The Unofficial Guide to Minecraft Mining and Farming, 2nd Edition (Alternator Books: My Minecraft) | Schwartz | Heather E | 979-83-480-4131-1 | Elementary | |
| The Unofficial Guide to Minecraft Mods, 2nd Edition (Alternator Books: My Minecraft) | Zajac | Linda | 979-83-480-4132-8 | Elementary | |
| The Unofficial Guide to Minecraft Redstone, 2nd Edition (Alternator Books: My Minecraft) | Zajac | Linda | 979-83-480-4133-5 | Elementary | |
| The Unofficial Guide to Minecraft Survival, 2nd Edition (Alternator Books: My Minecraft) | Zajac | Linda | 979-83-480-4134-2 | Elementary | |
| The unpetables | Messner | Dennis | 978-1-60309-523-5 | Intermediate | |
| The Unpetables. Book 2,Unpetable in the city | Messner | Dennis | 978-1-60309-545-7 | Intermediate | |
| The unraveling of Emlyn DuLaine | Franklin | Lindsay A | 979-88-86051-78-0 | Middle | |
| The unruly heart of Miss Darcy | Edwards | Erin | 978-0-316-59100-3 | Middle | |
| The Very Hungry Caterpillar's Eid : a lift-the-flap book | Carle | Eric | 979-82-17-14175-3 | Elementary | |
| The Very Hungry Caterpillar's first signs : ASL that babies & toddlers can use. | World of | Eric Carle | 978-0-593-89020-2 | Elementary | |
| The very hungry caterpillar's very first animal encyclopedia (Very Hungry Caterpillar Encyclopedias) | Mills | Andrea | 978-0-7440-9763-4 | Elementary | |
| The whale family (Eureka! Animal Albums) | Monroe | Alex | 979-88-930485-9-9 | Intermediate | |
| The women's college basketball encyclopedia (College Sports Encyclopedias) | Hanlon | Luke | 978-1-09829-886-9 | Elementary | 236 |
| Theo of Golden : a novel | Levi | Allen | 978-1-66823-656-7 | High | |
| There was an old lady who built a snowman! | Colandro | Lucille | 979-83-687-2016-6 | Elementary | |
| There was an old lady who swallowed a shark! | Colandro | Lucille | 979-83-18-90643-5 | Elementary | |
| Thesaurus Rex (Library of Doom: The Final Chapters) | Dahl | Michael | 978-1-49652-569-7 | Elementary | |
| These Kindred Hearts | Pennant | Shari B | 978-1-63893-330-4 | Middle | |
| These shattered spires | Salter | Cassidy Ellis | 978-1-54761-863-7 | High | |
| These vengeful gods | Novoa | Gabe Cole | 978-0-593-89812-3 | Middle | |
| This Could All Go Bad | Hall | Spencer | 978-1-54761-811-8 | Middle | |
| This dream will devour us | Clancey | Emma | 978-1-41978-328-9 | High | |
| This is not a test | Summers | Courtney | 979-83-18-93550-3 | High | |

All ISBN formats (paperback, hardcover, ebook, audiobook, etc.) will be applied for each individual title.

| Title of Book | Last Name of Author | First Name of Author | ISBN | Minimum School Level | In district with different ISBN |
|--|---------------------|----------------------|-------------------|----------------------|---------------------------------|
| This kingdom will not kill me (Maggie the Undying, Book 1) | Andrews | Ilona | 978-1-25037-726-5 | High | |
| This trauma is sponsored (YA Verse) | Lindwasser | Anna | 978-1-978598-04-1 | High | |
| Thornbird | Kennedy | E | 979-82-17-02651-7 | High | |
| Through our teeth | Harris | Pamela N | 978-0-06-321267-1 | Middle | |
| Through the Black Gate | Caceres | Alfredo | 978-1-66594-183-9 | Intermediate | |
| Tic-errific Me --A Book about Tourette Syndrome (Disability Books for Kids) | Meyers | Alicia | 979-83-18-94244-0 | Elementary | |
| Tides of Fortune (Storm Weaver Trilogy, Book 2) | Murray | Laurny Hamilton | 978-1-25034-817-3 | High | |
| Tigua | Lightbox | Learning | 979-8-8745-4310-5 | Elementary | |
| Tim Burton's The nightmare before Christmas : the official cookbook & entertaining guide | Revenson | Jody | 978-1-64722-157-7 | High | |
| Time for Kids 300 Fantastic Facts!Robots (TIME for Kids (Penguin)) | Krensky | Stephen | 979-83-18-94952-4 | Intermediate | |
| To all the boys I've loved before the graphic novel. Volume one | Perez Marquez | Barbara | 978-1-66598-311-2 | High | |
| To Dance the Moon and Stars (A Graphic Novel) | Tasia | M S | 978-0-593-80918-1 | Middle | |
| To deal with kings | Lobb | M. K. | 978-0-316-57551-5 | High | |
| To infinity & beyond : a journey of cosmic discovery | Tyson | Neil deGrasse | 978-1-42622-330-3 | Middle | |
| To steal a throne | Burton | Gabi | 978-1-54761-727-2 | Middle | |
| Together We See | Tison | Ari | 978-0-374-38951-2 | Middle | |
| Top heavy | Dechambeau | Rhonda | 978-0-8234-5813-4 | High | |
| Tour the Pacific Ocean | Lightbox | Learning | 979-8-8745-2619-1 | Elementary | |
| Tour Yellowstone National Park | Lightbox | Learning | 979-8-8745-2682-5 | Elementary | |
| Train heists (High-Stakes Heists) | Abdo | Kenny | 978-1-09828-575-3 | Elementary | |
| Transformative technology : teens and AI | Allen | John | 978-1-67821-254-4 | Intermediate | |
| Tree-mendous trouble (Dead Sea Squirrels, Book 5) | Nawrocki | Michael | 978-1-51608-029-8 | Elementary | |
| Truckosaurus | Shapiro | Karen | 978-1-46425-164-1 | Elementary | |
| Twin Tides | Nguyen | Hien | 979-82-17-02395-0 | Middle | 237 |
| Una herencia en juego (Inheritance Games, Book 1) | Barnes | Jennifer Lynn | 978-84-272-2362-2 | Middle | |
| Una historia mas : un relato grafico de migracion | Saade | Ernesto | 978-1-72848-703-8 | Middle | |
| Uncommonly curious, eternally autistic : a book about autism (Disability Books for Kids) | Hamid | Rasha | 979-83-18-93586-2 | Elementary | |
| Under a Carnivore Sky | Jett | Brianna | 979-88-900339-0-1 | High | |
| Underground Railroad | Lightbox | Learning | 979-8-8745-3898-9 | Elementary | |
| Unnamed Bones | Senf | Lora | 978-1-45496-505-3 | High | |
| Unravel me (Shatter Me, Book 2) | Mafi | Tahereh | 978-0-06-208554-2 | Middle | Yes |
| Until next summer | Ashley | Allison | 978-1-66598-222-1 | High | |
| Until we meet again | Qian | Lily Kim | 978-1-25088-423-7 | High | |
| Us dark few (Us Dark Few, Book 1) | Patton | Alexis | 978-1-46427-811-2 | High | |

All ISBN formats (paperback, hardcover, ebook, audiobook, etc.) will be applied for each individual title.

| Title of Book | Last Name of Author | First Name of Author | ISBN | Minimum School Level | In district with different ISBN |
|---|---------------------|----------------------|-------------------|----------------------|---------------------------------|
| US national soccer teams : ultimate fan guide (Lerner Sports: World Cup Fan Guides) | Greenberg | Keith Elliot | 979-87-6568-933-2 | Elementary | |
| Vegas Golden Knights (NHL Face-Off) | Gillespie | Katie | 979-88-7450-945-3 | Elementary | |
| Vegetable gardens (Growing Gardens) | Lilley | Matt | 978-1-09829-743-5 | Elementary | |
| Volcanoes around the World | Lightbox | Learning | 979-8-8745-2702-0 | Elementary | |
| Volleyball (Sports Zines) | Williams | P. J. | 979-88-991310-9-7 | Elementary | |
| War hunt (Empire Wars, Book 2) | Phenix | Akana | 979-88-7489-916-5 | High | |
| Warsafe | Smyth | Lauren | 979-88-86051-98-8 | High | |
| Wayward gods (Divine Mortals, Book 2) | Helander | Amanda M | 978-1-36809-620-1 | High | |
| We are never getting together | Rallison | Janette | 978-1-63993-515-4 | High | |
| We Could Be Anyone | McLemore | Anna-Marie | 978-1-25037-058-7 | High | |
| We the people : the United States Constitution explored and explained | Lewis | Aura | 978-0-7112-9773-9 | Intermediate | |
| We were liars (We Were Liars, Book 1) | Lockhart | E. | 978-0-385-74127-9 | Middle | |
| We will rise : a true story of tragedy and resurrection in the American heartland | Beaven | Stephen W | 978-1-50394-220-2 | High | |
| Welcome to Merlin Academy : a Descendants mystery (Descendants Novel) | de la Cruz | Melissa | 9781368081467 | Elementary | |
| Wetlands | Lightbox | Learning | 978-1-5105-8073-2 | Elementary | |
| What Happened to Those Girls | Greenwald | Carlyn | 978-1-46422-657-1 | High | |
| What if You Could | Ardern | Jacinda | 978-0-593-69221-9 | Middle | |
| What she missed | Tamani | Liana | 978-0-06-309328-7 | Middle | |
| What we did to survive | Lally | Megan | 978-1-72827-017-3 | High | |
| When Dealing with Dragons | Swift | Dana | 978-1-25040-243-1 | Middle | |
| When the rain came (When the Rain Came, Book 1) | Eicheldinger | Matt | 979-88-8160-514-8 | Middle | |
| When We Almost Came Undone | Turner | Erika | 978-1-25083-487-4 | High | |
| Where no shadow stays | Hashem | Sara | 978-0-8234-5700-7 | High | 238 |
| Where You'll Find Us | St. Jude | Jen | 978-1-54761-140-9 | High | |
| Whirly squirrelies (Dead Sea Squirrels, Book 6) | Nawrocki | Michael | 978-1-51608-030-4 | Elementary | |
| White-tailed deer (Checkerboard Animal Library: Fish and Game) | Llanas | Sheila Griffin | 978-1-62403-110-6 | Elementary | |
| Who's all going (to die)? | Spirnger | Lisa | 978-0-593-90057-4 | High | |
| Wild darling (Darling Devils, Book 3) | Moody | Alexandra | 978-0-06-348523-5 | High | |
| Wings of Reverie (Wings of Pixie Hollow) | Bright | Anna | 978-0-7364-4736-2 | Middle | |
| World atlas | National | Geographic | 979-83-687-8059-7 | Intermediate | |
| World Maps | Lightbox | Learning | 978-1-5105-6350-6 | Elementary | |
| Worst-case scenario | Stoeve | Ray | 978-1-41976-499-8 | Middle | |
| X marks the haunt | Currie | Lindsay | 978-0-593-81167-2 | Intermediate | |

All ISBN formats (paperback, hardcover, ebook, audiobook, etc.) will be applied for each individual title.

| Title of Book | Last Name of Author | First Name of Author | ISBN | Minimum School Level | In district with different ISBN |
|--|----------------------------|-----------------------------|-------------------|-----------------------------|--|
| You Call This Democracy?: How to Fix Our Government and Deliver Power to the People | Rusch | Elizabeth | 978-0-358-38742-8 | Intermediate | Yes |
| You Jump First | Ariel | Myah | 979-83-471-0688-2 | High | |
| You, Me, and Infinity | Caletti | Deb | 978-0-593-70865-1 | High | |
| You're Dead to Me, Reed Walker | Reitz | Gwenyth | 978-1-25040-417-6 | High | |
| Zombie spiders and asteroid blasters : 16 incredible ways that scientists are changing the world | Okereke | Maynard | 978-1-63586-848-7 | Elementary | |



TITLE: Approval of ECHS OFYP Calendar
for 2026-2027

DATE: June 23, 2026

ACTION

BACKGROUND:

This TEA waiver relates to Junior and Senior Early College High School students taking dual credit courses at institutions of Higher Education (TCC) with whose calendar is shorter than the MISD school district calendar. In addition, this waiver relates to students taking dual credit courses at institutions of Higher Education with calendars of fewer than 75,600 minutes. The 2026-2027 TCC calendar is included.

CONSIDERATIONS:

For the School Board to approve the TEA waiver in order to align with the Institute of Higher Education's calendar. This waiver is only for the Junior and Senior students who currently take a full day of courses at the TCC campus.

RECOMMENDATION:

The Superintendent recommends that the Board approve the TEA application for the waiver as it relates to the alignment of the ECHS calendar for Junior and Senior students and the Institute of Higher Ed. (TCC).

Texas Education Agency



APPLICATION

Updated August 2021

Optional Flexible Year Program (OFYP)

2026-2027

School Year

Once completed, email the following to OPFLEX@tea.texas.gov:

1. The application (in PDF file format)
2. Calendar (in PDF file format)
3. Letter (in PDF file format)

Definition of Program Provisions

Texas Administrative Code (TAC) §129.1029

- (a) Definitions. The following words and terms, when used in this section, shall have the following meanings, unless the context clearly indicates otherwise.
- (1) Optional Flexible Year Program (OFYP)—An OFYP is a program authorized under the [Texas Education Code \(TEC\), §29.0821](#), that is approved by the commissioner of education to provide a flexible year program to meet the educational needs of its students, including providing intensive instructional services. A school district approved by the commissioner of education to implement an OFYP may reduce the number of instructional minutes for certain students.
 - (2) School district—For the purposes of this section, the definition of a school district includes an open-enrollment charter school.
- (b) Eligibility. A student is eligible to participate in the OFYP if the student meets one or more of the following criteria.
- (1) The student did not or is not likely to achieve a passing score on an assessment instrument administered under the TEC, §39.023.
 - (2) The student is not eligible for promotion to the next grade level.
- (d) Approval process. To implement an OFYP, a school district must request prior approval from the commissioner of education.
- (1) A school district must submit a letter to the Texas Education Agency (TEA) division responsible for state funding describing the proposed modifications to the instructional calendar, including a description of the OFYP that will be provided under [TEC, §29.0821](#). The letter must indicate the date on which the board of trustees approved the modified instructional calendar. If the district is requesting a waiver of staff development days or teacher preparation days, the letter must also indicate that the request to waive staff development days or teacher preparation days has been approved by the campus site-based decision-making committee.
 - (2) A school district must submit to the TEA a copy of its modified instructional calendar. The instructional calendar must indicate the days and minutes scheduled as OFYP instructional days. No approval will be granted that reduces the number of instructional minutes to fewer than 71,400 minutes.
 - (3) Approval to modify the number of instructional days is limited to one year. Requests for a school district to operate an OFYP for subsequent years must be approved annually.
 - (4) The commissioner may require a school district to provide an evaluation that demonstrates the success of their approach as a condition of approval.
- (e) Funding. For a school district that operates an OFYP, the calculation of average daily attendance is modified to reflect the approved instructional calendar. For students placed on a reduced instructional calendar, the reported number of days of instruction used as the divisor in calculating average daily attendance must reflect the reduced number of days. For eligible students served through the OFYP, the reported number of days of instruction used as the divisor in calculating average daily attendance must reflect the scheduled number of days in which instruction took place.

Optional Flexible Year Program Application

2026-2027

School Year

Section 1: District/Charter and Contact Information

District/Charter Name: Mansfield ISD

Region: 10 Address: 605 East Broad Street State: TX Zip: 76063

Contact Phone Number: 682-314-1391 County-District Number: 22908

Contact: Schemka Salgado Email: schrnekasalgado@misdmail.org

Contact: Fernando Benavides Email: fernandobenavides@misdmail.org

Section 2: Waivers

Has the school district or charter school submitted requests for any instructional or attendance waiver(s) for this school year? Yes No

If yes, list the waiver type and number of days below.

Waiver Type

Number of Minutes

| Waiver Type | Number of Minutes |
|-------------|-------------------|
| _____ | _____ |
| _____ | _____ |
| _____ | _____ |

(Initial) I understand that the district will be required to rescind staff development waivers that reduce the number of instructional minutes below 75,600 in order to participate in the OFYP. For example: 74,340 instructional minutes plus 3 staff development days (1,260 minutes) does not meet the 75,600-minute requirement.

Section 3. Board-Approved Calendar

To provide intensive instructional services to those students with greater educational needs, districts may request a reduction in the required minutes of attendance for students who do not meet at-risk criteria. Calendars reflecting instructional time in minutes (instead of days) should list the total number of instructional minutes for at-risk students and non-at-risk students. (Example: At-risk students – 75,600 minutes, Non-at-risk students – 71,400 minutes.) The instructional calendar for students who meet the at-risk criteria must receive no fewer than 75,600 minutes.

The board approved the 75,600-minute calendar for at-risk students and a calendar with a minimum of 71,400 instructional minutes for non-at-risk students on June 23 2026 (date.)

Please ensure proposed OFYP instructional minutes shown on the attached calendar are scheduled before the last approved state student assessment testing window of the school year.

Name of School Board President: Dr. Jandel Crutchfield

Signature of School Board President

Date

Dr. Tiffanie Spencer

Name of District Superintendent or Charter School Chief Operations Officer

Signature of Person Authorized to Bind the District or Charter School

Date

TCC Early College High School @ Timberview 26-27

Students who attend classes on TCC SE campus will follow this calendar. (11th-12th) At-Risk- 75,600 Instructional. mins. and Non-At-Risk 71,400 Instructional. min.

- 1st grading period- August 12th-Sept 17-10,920 Instructional min.
- 2nd grading period- Sept 21st- Oct. 30th- 12,600 Instructional min.
- 3rd grading period- Nov 2nd--Dec 17th 13,928 Instructional min.
- 4th grading period- Jan. 7th- February 11th- 12,000 Instructional minutes
- 5th grading period- Feb. 16th- April 2nd- 12,960 Instructional minutes
- 6th- grading periods- April 5th- May 20th- 16,320 Instructional minutes

A school district may provide a flexible year program for students who did not or are likely not to perform successfully on an assessment instrument under Section 39.023 or would not otherwise be promoted to the next grade level

| August '26 | | | | | | |
|------------|----|----|----|----|----|----|
| Su | M | Tu | W | Th | F | S |
| | | | | | | 1 |
| 2 | 3 | 4 | 5 | 6 | 7 | 8 |
| 9 | 10 | 11 | 12 | 13 | 14 | 15 |
| 16 | 17 | 18 | 19 | 20 | 21 | 22 |
| 23 | 24 | 25 | 26 | 27 | 28 | 29 |
| 30 | 31 | | | | | |

| September '26 | | | | | | |
|---------------|----|----|----|----|----|----|
| Su | M | Tu | W | Th | F | S |
| | | 1 | 2 | 3 | 4 | 5 |
| 6 | 7 | 8 | 9 | 10 | 11 | 12 |
| 13 | 14 | 15 | 16 | 17 | 18 | 19 |
| 20 | 21 | 22 | 23 | 24 | 25 | 26 |
| 27 | 28 | 29 | 30 | | | |

| October '26 | | | | | | |
|-------------|----|----|----|----|----|----|
| Su | M | Tu | W | Th | F | S |
| | | | | 1 | 2 | 3 |
| 4 | 5 | 6 | 7 | 8 | 9 | 10 |
| 11 | 12 | 13 | 14 | 15 | 16 | 17 |
| 18 | 19 | 20 | 21 | 22 | 23 | 24 |
| 25 | 26 | 27 | 28 | 29 | 30 | 31 |

| November '26 | | | | | | |
|--------------|----|----|----|----|----|----|
| Su | M | Tu | W | Th | F | S |
| 1 | 2 | 3 | 4 | 5 | 6 | 7 |
| 8 | 9 | 10 | 11 | 12 | 13 | 14 |
| 15 | 16 | 17 | 18 | 19 | 20 | 21 |
| 22 | 23 | 24 | 25 | 26 | 27 | 28 |
| 29 | 30 | | | | | |

| December '26 | | | | | | |
|--------------|----|----|----|----|----|----|
| Su | M | Tu | W | Th | F | S |
| | | 1 | 2 | 3 | 4 | 5 |
| 6 | 7 | 8 | 9 | 10 | 11 | 12 |
| 13 | 14 | 15 | 16 | 17 | 18 | 19 |
| 20 | 21 | 22 | 23 | 24 | 25 | 26 |
| 27 | 28 | 29 | 30 | 31 | | |

| January '27 | | | | | | |
|-------------|----|----|----|----|----|----|
| Su | M | Tu | W | Th | F | S |
| | | | | | 1 | 2 |
| 3 | 4 | 5 | 6 | 7 | 8 | 9 |
| 10 | 11 | 12 | 13 | 14 | 15 | 16 |
| 17 | 18 | 19 | 20 | 21 | 22 | 23 |
| 24 | 25 | 26 | 27 | 28 | 29 | 30 |
| 31 | | | | | | |

| February '27 | | | | | | |
|--------------|----|----|----|----|----|----|
| Su | M | Tu | W | Th | F | S |
| | 1 | 2 | 3 | 4 | 5 | 6 |
| 7 | 8 | 9 | 10 | 11 | 12 | 13 |
| 14 | 15 | 16 | 17 | 18 | 19 | 20 |
| 21 | 22 | 23 | 24 | 25 | 26 | 27 |
| 28 | | | | | | |

| March '27 | | | | | | |
|-----------|----|----|----|----|----|----|
| Su | M | Tu | W | Th | F | S |
| | 1 | 2 | 3 | 4 | 5 | 6 |
| 7 | 8 | 9 | 10 | 11 | 12 | 13 |
| 14 | 15 | 16 | 17 | 18 | 19 | 20 |
| 21 | 22 | 23 | 24 | 25 | 26 | 27 |
| 28 | 29 | 30 | 31 | | | |

| April '27 | | | | | | |
|-----------|----|----|----|----|----|----|
| Su | M | Tu | W | Th | F | S |
| | | | | 1 | 2 | 3 |
| 4 | 5 | 6 | 7 | 8 | 9 | 10 |
| 11 | 12 | 13 | 14 | 15 | 16 | 17 |
| 18 | 19 | 20 | 21 | 22 | 23 | 24 |
| 25 | 26 | 27 | 28 | 29 | 30 | |

| May '27 | | | | | | |
|---------|----|----|----|----|----|----|
| Su | M | Tu | W | Th | F | S |
| | | | | | | 1 |
| 2 | 3 | 4 | 5 | 6 | 7 | 8 |
| 9 | 10 | 11 | 12 | 13 | 14 | 15 |
| 16 | 17 | 18 | 19 | 20 | 21 | 22 |
| 23 | 24 | 25 | 26 | 27 | 28 | 29 |
| 30 | 31 | | | | | |

| June '27 | | | | | | |
|----------|----|----|----|----|----|----|
| Su | M | Tu | W | Th | F | S |
| | | 1 | 2 | 3 | 4 | 5 |
| 6 | 7 | 8 | 9 | 10 | 11 | 12 |
| 13 | 14 | 15 | 16 | 17 | 18 | 19 |
| 20 | 21 | 22 | 23 | 24 | 25 | 26 |
| 27 | 28 | 29 | 30 | | | |

| July '27 | | | | | | |
|----------|----|----|----|----|----|----|
| Su | M | Tu | W | Th | F | S |
| | | | | 1 | 2 | 3 |
| 4 | 5 | 6 | 7 | 8 | 9 | 10 |
| 11 | 12 | 13 | 14 | 15 | 16 | 17 |
| 18 | 19 | 20 | 21 | 22 | 23 | 24 |
| 25 | 26 | 27 | 28 | 29 | 30 | 31 |

- School Closed/ and or Holidays
- First Day of School

- Tutorials/ Science Labs/ TSI Prep, Tier 2 or 3 Instruction
- First and Last Day of School



**Board of School Trustees
Mansfield Independent School District**

TITLE: Consideration and Approval of The Second Reading of **DATE:** June 23, 2026
MISD Policy: FDA (LOCAL)

ACTION

BACKGROUND:

MISD is a member of the Texas Association of School Boards and as part of our service agreement; we either receive their policy recommendations or send our policy recommendations for our Legal and Local policies. The TASB policy service periodically provides Legal and Local policy updates, which reflect changes in education law and rule.

CONSIDERATIONS:

MISD Update Recommended Policy Change

FDA (LOCAL)

RECOMMENDATION:

The Superintendent recommends approval of the second reading of the policy updates.

RECOMMENDED MOTION:

If the Board desires to approve this action item, an appropriate motion would be: *“Move to approve the second reading of the Policy Update as presented.”*

| | |
|--|---|
| Authority | The Superintendent is authorized to accept or reject any transfer requests, provided that such action is without regard to race, religion, color, sex, disability, national origin, or ancestral language. |
| Transfer Requests | A nonresident student wishing to transfer into the District shall file an application for transfer with the Superintendent by the deadline posted. Applications will be considered for schools or programs listed for eligibility. Students are eligible to apply for a Specialized Choice Program if capacity remains in the program to which the student has requested a transfer after resident and employee children have been considered. |
| Factors | <p>In approving transfers in the District, the Superintendent shall consider the availability of space and the criteria posted for the student's grades, state testing standards, reading levels, disciplinary history, and attendance records, which the parent or guardian must supply in full before transfer consideration.</p> <p>Further, a transfer approval shall be based on the following criteria for consideration:</p> <ol style="list-style-type: none">1. The building capacity of the school to which the student has requested a transfer;2. The current enrollment of the receiving school;3. The growth projections of the receiving school;4. Teacher allocations;5. Class size;6. Instructional programs at the assigned school;7. Extraordinary family considerations; and8. Other reasons deemed appropriate by the Superintendent or designee. |
| <i>Resident Becoming a Nonresident</i> | A resident student who becomes a nonresident during the course of a grading period shall be permitted to continue in attendance for the remainder of the school-year. |
| <i>Children of District Employees</i> | A child of a District employee may transfer from outside the District to the attendance zone feeder pattern in which the employee works. The intradistrict child of district employees has the same rights as a district resident student. |
| Approved Transfers | An approved transfer shall remain in effect for all grade levels at the approved campus for children of a District employee, provided |

that the parent is a full-time employee, space for additional students is available at the receiving campus, and all information provided at the time of the transfer request remains accurate.

A student under this provision shall be considered a transfer student and shall be subject to revocation for any reason listed in this policy.

Transportation The District shall not provide transportation to students on interdistrict transfers. [Exceptions may occur when two or more District boundary zones intersect within an apartment or townhome complex property. If the student's transfer has been approved, there is space available on the bus, and the MISD resident students are receiving transportation.](#)

District Rezoning When the District implements a school attendance zone change, the students are deemed eligible for UIL participation at the varsity level in the new attendance zone, if the Board allows for a student to attend the new school early. The student must declare and attend at his or her first opportunity.

Transfer Consideration The decision of the Superintendent or designee shall be considered final.

The Superintendent or designee may assign any student from one school facility or classroom within the District to another facility or classroom within the District.

Transfer Agreements A transfer student shall be notified in the written transfer agreement that he or she must follow all rules and regulations of the District. Violation of the terms of the agreement may result in a revocation of the transfer.

A student under this provision shall be considered a transfer student and shall be subject to revocation for any reasons listed in this policy.

Transfer for Students Receiving Special Education Services A student receiving special education services, not subject to reassignment pursuant to a decision by an admission, review, and dismissal (ARD) committee, shall satisfy the conditions under which transfers may be allowed pursuant to this policy. The individualized education program (IEP) of a student receiving special education services who transfers under this policy shall indicate that a transfer was approved, resulting in the student receiving services in a location other than the home campus.

Revocation of Transfer Student transfers may be revoked under the following conditions:

1. The transfer student seeks to return to the out-of-district campus that serves his or her attendance area.

2. The student is on an employee transfer and the employee does not maintain employment in the District.

Tuition

If the District charges tuition, the amount shall be set by the Board, within statutory limits.

Waivers

The Board may waive tuition for a student based on financial hardship upon written application by the student, parent, or guardian. [See FP]

Nonpayment

The District may initiate withdrawal of students whose tuition payments are delinquent.

DRAFT



TITLE: Snack Vending Services

DATE: 6/23/2026

ACTION ITEM

BACKGROUND:

We request that the MISD Board of Trustees approve the recommendation as made by the Purchasing Department for awarding 26-032 Addendum 2 (Snack Vending Services). Completed proposal requests for RFP 26-032 were received prior to the closing at 2:00 p.m. on May 15th, 2026.

CONSIDERATIONS:

The purpose of this Request for Proposals was to solicit a qualified provider for Snack Vending Machine Services. Mansfield ISD received five responses to this bid. A Best and Final Offer was issued to the five respondents. Out of the five initial respondents, two responded with a Best and Final Offer prior to closing on May 28th, 2026.

RECOMMENDATION:

“The Purchasing Department recommends the approval of Assured Vending LLC as listed below.”

| 1 | PROPOSED PRICING- SNACK Vending Machines | | | | | | |
|---|--|-----|-----|-----------|-------------|----------|---|
| | Supplier | QTY | UOM | Estimated | Percent Off | Extended | Supplier Notes |
| | Assured Vending LLC | 1 | EA | | 22.5% | | Assured Vending uses the most recent tech |
| | Canteen Refreshment Services | 1 | EA | | 20.0% | | |

| 2 | PROPOSED PRICING- ICE CREAM Vending Machines | | | | | | |
|---|--|-----|-----|-----------|-------------|----------|----------------|
| | Supplier | QTY | UOM | Estimated | Percent Off | Extended | Supplier Notes |
| | Canteen Refreshment Services | 1 | EA | | 20.0% | | |
| | Assured Vending LLC | 1 | EA | | 20.0% | | |



TITLE: Consideration and Approval of The Tarrant County Juvenile Justice Alternative Education Program (JJAEP) Memorandum of Understanding 2026-2027 **DATE:** June 23, 2026

ACTION

BACKGROUND:

Chapter 37 of the Texas Education Code requires that the juvenile boards of counties with populations greater than 125,000 develop a juvenile justice alternative education program (Section 37.011). The juvenile justice alternative education programs developed and established are to serve those students who are expelled from public school under Section 37.007 (a), (d), and (e) of the Texas Education Code, and may serve students expelled from the public schools under Section 37.07 (b), (c), or (f) (discretionary expulsions).

CONSIDERATIONS:

- The Memorandum of Understanding attached as Exhibit 1 presents the design of the JJAEP as developed by the Tarrant County Juvenile Board.
- The Memorandum of Understanding outlines the responsibilities of districts that have students eligible to attend the program.
- If the District chooses to send students to the JJAEP for discretionary expulsion reasons, a fee of \$129 per day will be charged to the District by the JJAEP provider. The JJAEP will not serve students under 12 years of age who are removed from school under TEC 37.007 (b), (c), or (f). Students assigned for discretionary reasons will be served on a space available basis.
- The JJAEP will provide an exit packet and coordinate the student’s transition back to the regular campus.
- The Executive Director of Student Services is the designated representative to the Tarrant County JJAEP.

RECOMMENDATION:

The Superintendent recommends approval of the Memorandum of Understanding with Tarrant County, as presented, and that the Associate Superintendent for Student Services be designated to represent the Board in matters related to the Juvenile Justice Alternative Education Program.

RECOMMENDED MOTION:

“I move that we approve the JJAEP Memorandum of Understanding with Tarrant County as presented and designate the Associate Superintendent for Student Services as our representative.”

Attachment "A"

**JUVENILE JUSTICE ALTERNATIVE EDUCATION PROGRAM
IN TARRANT COUNTY
MEMORANDUM OF UNDERSTANDING**

Term of Agreement: August 1, 2026 – July 31, 2027

**TARRANT COUNTY JUVENILE BOARD
TARRANT COUNTY JUVENILE SERVICES
TARRANT COUNTY PUBLIC SCHOOL DISTRICTS
TARRANT COUNTY JUVENILE COURT**

This memorandum of understanding (MOU) is entered into pursuant to Chapter 37, Texas Education Code, by and between certain Texas public school districts in Tarrant County ("Districts"), as indicated by the signatures of their representatives to this Memorandum hereinbelow and Tarrant County, a political subdivision of the State of Texas (the "County"), acting through Tarrant County Juvenile Services ("TCJS") and the Juvenile Board of Tarrant County.

WHEREAS, Tarrant County, Texas, has a population greater than 125,000, and therefore, the Tarrant County Juvenile Board is required to develop a Juvenile Justice Alternative Education Program (JJAEP) subject to the approval of the Texas Juvenile Justice Department; and

WHEREAS, the Districts of Tarrant County desire to participate in and positively support the Program.

NOW, THEREFORE, the Districts and the Juvenile Board, in consideration of the recitals set forth above and the terms, covenants, and conditions set forth herein, agree as follows:

1. **Subject of Agreement**: The Juvenile Board, in cooperation with the Districts, will provide the juveniles justice alternative educational programming as specified in Chapter 37, Texas Education Code, either through the direct provision of services or through a contractual agreement with an education provider. The programming will be managed by Tarrant County Juvenile Services ("TCJS"), subject to the oversight of the Juvenile Board. TCJS and its authorized representatives and employees shall be the contact points for the Districts regarding all JJAEP matters.

2. **School Districts**: The Juvenile Board will offer JJAEP services for the benefit of any school district located, in whole or in part, in Tarrant County, Texas, for students of the district who reside in Tarrant County or whose managing conservator, joint managing conservator, or possessory conservator reside in Tarrant County. The Districts include:

| | |
|------------------------|-----------------------|
| Arlington | Fort Worth |
| Azle | Grapevine-Colleyville |
| Birdville | Hurst Eules Bedford |
| Burleson | Keller |
| Carroll | Kennedale |
| Castleberry | Lake Worth |
| Crowley | Mansfield |
| Eagle Mountain-Saginaw | Northwest |
| Everman | White Settlement |

3. **Location**: The JJAEP will be provided in a facility operated and maintained by Tarrant County, Texas, or through a contractual agreement with an education provider. Facilities must comply with all applicable federal, state, county, and city regulations.

4. **Eligibility and Enrollment:**

- A. Texas Education Code, Chapter 37.010(a) requires that every expelled student who is not detained or receiving treatment under an order of the juvenile court must be enrolled in an educational program. The JJAEP will provide services to students expelled under the mandatory expulsion criteria in Chapter 37.007(a), (d), or (e), or who are ordered to attend the JJAEP by the Juvenile Court.
- B. The JJAEP will also provide services to students in grade levels 6th – 12th or ages 12 – 17 expelled under the discretionary expulsion criteria in Chapter 37.007(b), (c), or (f), and who are referred to the JJAEP by a District. Discretionary referrals will be accepted on an as-space-is-available basis.
- C. Each District will provide the Director of TCJS with a viable estimate of the number of projected discretionary student attendance days to be utilized for the upcoming school year by completing the JJAEP School Year Projections report by June 30th each year. (Attachment A)
- D. The Juvenile Board will provide JJAEP services to expelled students who are less than eighteen (18) years of age. Students who are referred, who are eighteen (18) years of age or older, will be reviewed for admission on an individual basis and will be admitted or denied at the sole discretion of the Director of TCJS. The JJAEP will be required to begin enrollment proceedings within two (2) working days of receipt of referral, and the student will attend the JJAEP within five (5) working days of the initiation of enrollment proceedings. Upon expulsion to JJAEP, parents electing to place their child in a private or home school will provide private school information or home school curriculum information to the JJAEP Probation Officer. The Probation Officer will review the terms of the expulsion order and all applicable terms of probation. If the District Court does not intervene by ordering this student to attend the JJAEP, then TCJS will notify the District Liaison of the parents' decision to place their child in a private or home school.
- E. Eligibility for enrollment at the JJAEP is also determined by service capacity. The JJAEP will serve no more than a maximum of a hundred (100) students each day that school is in session. Upon reaching maximum capacity at the JJAEP, the Districts will serve any additional expelled students within their respective Districts until space becomes available at the JJAEP. Priority for eligibility for enrollment at the JJAEP once maximum capacity is reached will be on a first-come, first-served basis, determined by the date and time of the receipt by the JJAEP of the individual referral.

253

5. **Referral:** If a student is expelled under the mandatory or discretionary expulsions provisions, the referral to TCJS requires a law enforcement report. If a student is removed to the JJAEP under the registered sex offender provision, the referral to TCJS requires official documentation of this registration. All referrals should be completed on the "Independent School District Removal and Expulsion Notification to Tarrant County Juvenile Services" form with the following attachments: expulsion order, sending school withdrawal form with grades, recent report card, TEA withdrawal form, status of LEP if applicable and any accompanying documentation regarding testing exemptions, high school transcript, TAKS/STAAR/EOC test profile sheet, recent TAKS/STAAR/EOC scores, graduation plan, birth certificate, social security, immunization record, special education records including recent admission review and dismissal (ARD) report, manifestation determination (ARD), individual education plan (IEP), modifications necessary for success in general education program, 504 C documents, and psychological assessment.

6. **Reimbursement:**
 - A. From August 1, 2026 to July 31, 2027, the Juvenile Board will provide an alternative education program for expelled students who meet the criteria of Chapter 37, Section 37.007(a), (d), or (e), as outlined by the Texas Juvenile Justice Department. The state will pay \$86.00 a day for each day of attendance.
 - B. Each District that refers a student expelled under Chapter 37.007(b), (c), or (f) or removed under 37.309 will pay \$129.00 a day for every day of attendance. In the event of school closure, due to severe community health issues, disaster, flood, or extreme weather conditions, said District will pay \$125 a day during any such closure for up to five (5) school calendar days. Payments will be made within thirty (30) days of receipt of an invoice from TCJS. Districts placing discretionary students in the JJAEP agree up to a 180-day regular school year, and up to a 35-day summer school program.
7. **Due Process:** Students who are expelled from the school district setting will be afforded due process within the respective District as provided by District policy and federal and state law.
8. **Notice:**
 - A. For purposes of this Agreement and pursuant to the Texas Family Code, Section 52.041(e), notice by a school district of an expulsion must be provided to Tarrant County Juvenile Services, 3131 Sanguinet, Fort Worth, Texas 76107, within two (2) working days of the expulsion order. Failure to timely notify Juvenile Services will result in the District's duty to compel the student to continue attending the District's educational program, which will be provided to that student until such time as the notification to Juvenile Services is properly made.
 - B. Juvenile Services will provide notification to Districts of action taken regarding expulsion referrals within two (2) working days of the disposition of those cases identified in accordance with Texas Family Code, Section 52.041(d). 254
9. **Placement Term:** For each student expelled under mandatory and discretionary expulsion criteria, who is placed in the JJAEP by a District or TCJS, the minimum term of such placement will be coterminous with the term of the student's expulsion from school. The minimum placement in JJAEP will be sixty (60) successful days of attendance and appropriate behavior. The maximum placement shall be twelve (12) months and is reserved only for firearms offenses. The JJAEP may offer incentives for positive behavior, which may include up to a twenty (20) day reduction in the expulsion term. District expulsion orders will require the student to successfully complete all program requirements of the JJAEP. A weekly attendance progress record will be provided to the Districts. For each student expelled under the mandatory expulsion criteria who is placed at the JJAEP, the Juvenile Court will consider the term of a student's expulsion in entering any order as to the student, including terms and conditions of release from custody, deferred prosecution, or probation. Upon the student meeting all expulsion and Court requirements or the JJAEP receiving official documentation that the Title 5 felony charges leading to the expulsion have been dismissed or reduced to a misdemeanor offense, the student's enrollment will be transferred to the District of residence. The student's assignment at the District of residence will be within the sole discretion of the district of residence.
10. **District Liaison:** The District will appoint a person to coordinate referral and transition services and communications related to the intake, educational programming, and the transition back to the District for students who have fulfilled all conditions of expulsion and/or court-ordered placement at the JJAEP.

11. **Transportation**: Transportation of students to the JJAEP is the responsibility of the student and/or their parents. Special Education students' transportation to the JJAEP (as a related service) will be reviewed by the District ARD committee prior to placement and may be provided as determined by District policy. In circumstances where transportation services are provided by the JJAEP, the District will provide a designated, supervised pick-up and drop-off point for JJAEP students from their District. Tarrant County shall be reimbursed for appropriate transportation expenses as provided by law. The reimbursement terms shall be negotiated by the Board, or its representative, and all applicable Districts, individually or collectively, as appropriate.
12. **Instructional Program**: The JJAEP will provide instruction in English Language Arts, Math, Science, Social Studies, and self-discipline.
13. **Academic Progress Review**: The JJAEP will ensure a review of the student's academic progress with each enrolled student and with the student's parent/guardian at every JJAEP grade reporting period (not to exceed six (6) weeks), and at discharge.
14. **Graduation Plan**: The District and JJAEP will ensure the development of a specific graduation plan for each enrolled high school student. The JJAEP will review a student's progress toward meeting high school graduation requirements at the end of every semester. The District will consider work completed and/or course credit earned in the JJAEP as credit earned at a District school.
15. **Special Education/ESL/504 Services**:
 - A. The JJAEP must be notified in writing and invited to participate in all ARD committee meetings scheduled to consider placement at the JJAEP for a special education student. The District Liaison is responsible for notifying all parties involved. Prior to the ARD, the District will contact the JJAEP Coordinator of Educational Services to discuss the student transition plan. Students with disabilities who are placed in the JJAEP will be afforded education services determined by a duly constituted ARD committee to be appropriate for the student to receive a free and appropriate public education as defined by Federal and State laws. Both those educational and non-educational services to be provided in accordance with the student's IEP, which are not statutorily required to be provided by the JJAEP, will be provided by the District. The District will be responsible for annual ARDs, three-year re-evaluation ARDs, and assessments.
 - B. The JJAEP provider may request in writing to the District Liaison the evaluation of a JJAEP student to review or determine the need for special education and related services. The District will prioritize these requests.
 - C. The JJAEP, in collaboration with the sending District, must ensure that a student who is non-English speaking or who speaks English as a second language is provided ESL/LEP services and instruction appropriate to address his or her needs, as determined by a language proficiency assessment committee (LPAC). Documentation of the LPAC determinations will be provided and maintained by the sending Districts.
 - D. The JJAEP must be notified, in writing, at the time of referral, of all students who require 504 accommodations. The JJAEP will provide 504 accommodations as indicated and in conjunction with the sending District.
16. **Transition Process**: In anticipation that a student is going to meet the District expulsion order and Court requirements, the JJAEP will contact the District Liaison 7-10 days prior to the anticipated release date to determine the student's placement upon return. The JJAEP will complete the exit packet and coordinate the student's transition with the parent and receiving school.

255

17. **Student Codes of Conduct**: The Juvenile Board will ensure the development and adoption of a Student Code of Conduct for students enrolled in the JJAEP. In order to facilitate student transition planning, the District will file with the Juvenile Board a copy of the District’s approved Student Code of Conduct. The TEC 37.007(c) defines the serious misbehaviors for which a student may be placed in the JJAEP if the conduct occurs while the student is enrolled in the District’s Alternative Education Program (“DAEP”).
18. **Compulsory Attendance**: The JJAEP will enforce the compulsory attendance laws for students enrolled in the program. The JJAEP will notify the District Liaison when a student fails to enroll, and the District will enforce the compulsory attendance laws as to that student. The JJAEP will provide the District Liaison a preliminary JJAEP school calendar for the upcoming school year by August 1st each year.
19. **Term**: The term of this agreement will commence on the 1st day of August 2026 and will end on July 31, 2027.
20. **Disclosure of Interested Parties**: All signatures acknowledge that it is a “governmental entity” and not a “business entity” as those terms are defined in Tex. Gov’t Code § 2252.908, and therefore, no disclosure of interested parties pursuant to Tex. Gov’t Code Section 2252.908 is required.

[Signature Page Follows]


Executed on the 20 day of May, 2026.

_____ Independent School District Tarrant County

By: _____
Board of Trustees, President

By:  _____
Juvenile Board, Chairman

Attest:

By:  _____
Director, Juvenile Services

By: _____
Board of Trustees, Secretary

Recommended:

By: _____
Superintendent

Attachment A
JJAEP School Year Projections Report

The Memorandum of Understanding states:

Each District will provide the Director of TCJS a **viable** estimate of the number of projected **discretionary** student attendance days to be utilized for the upcoming school year by completing the JJAEP School Year Projections report by June 30th each year.

Projected # of new discretionary referrals to the JJAEP for the 2025/2026 School Year:

Priority 1
of new discretionary Title 5 felonies and registered sex offender referrals: _____

Priority 2
of other new discretionary referrals accompanied by a felony, a class A or B misdemeanor law enforcement report #: _____

Priority 3
of other new discretionary referrals, such as serious misbehavior while in a DAEP: _____

258

Projected # of discretionary student attendance days to be utilized at the JJAEP for the 2026/2027 School Year: _____

District

District Liaison Signature

Date



TITLE: Consideration and Approval of Johnson County
Juvenile Justice Alternative Education Program (JCJJAEP)
Memorandum of Understanding 2026-2027

DATE: June 23, 2026

ACTION

BACKGROUND:

Chapter 37 of the Texas Education Code requires that the juvenile boards of counties with populations greater than 125,000 develop a juvenile justice alternative education program (Section 37.011). The juvenile justice alternative education programs developed and established are to serve those students who are expelled from public school under Section 37.007 (a), (d), and (e) of the Texas Education Code, and may serve students expelled from the public schools under Section 37.007 (b), (c), or (f) (discretionary expulsions). Johnson County has developed a JCJJAEP to serve students who reside in the county.

CONSIDERATIONS:

- The Memorandum of Understanding attached as Exhibit 1 presents the design of the JCJJAEP as developed by the Johnson County Juvenile Board.
- The Memorandum of Understanding outlines the responsibilities of districts that have students eligible to attend the program.
- If the District chooses to send students to the JCJJAEP for discretionary expulsion reasons, a fee of \$115 per day will be charged to the District by the JCJJAEP provider. The JCJJAEP will not serve students under 10 years of age who are removed from school for either mandatory or discretionary reasons.
- If a student is placed on inactive status more than three times during their expulsion the student will be discharged from the JCJJAEP program and referred back to their home campus.
- As part of the approval of the Memorandum of Understanding with Johnson County, the Board must also designate a person to be its representative in matters related to the JCJJAEP.
- The Executive Director of Student Services is the designated representative to the Johnson County JCJJAEP.

RECOMMENDATION:

The Superintendent recommends approval of the Memorandum of Understanding with Johnson County, as presented, and that the Associate Superintendent for Student Services be designated to represent the Board in matters related to the Juvenile Justice Alternative Education Program.

RECOMMENDED MOTION:

“I move that we approve the JCJJAEP Memorandum of Understanding with Johnson County as presented and designate the Associate Superintendent for Student Services as our representative.”

**JUVENILE JUSTICE ALTERNATIVE EDUCATION PROGRAM
MEMORANDUM OF UNDERSTANDING**

**BETWEEN THE JOHNSON COUNTY JUVENILE BOARD
AND
JOHNSON COUNTY INDEPENDENT SCHOOL DISTRICTS**

Term of Agreement: August 1, 2026 – July 31, 2027

This Memorandum of Understanding (“MOU”) is entered into pursuant to Chapter 37 of the Texas Education Code (TEC), by and between the Independent School Districts of Johnson County (“Districts”), as indicated by the signatures of their representatives herein below, and the Johnson County Juvenile Justice Alternative Education Program (JCJJAEP) as the agent for the Juvenile Board of Johnson County, Texas (Juvenile Board).

WHEREAS, Johnson County, Texas, has a population greater than 125,000, and the Juvenile Board has been mandated by Texas Education Code Section 37.011 to develop a Juvenile Justice Alternative Education Program, subject to the approval of the Texas Juvenile Justice Department; and,

WHEREAS, the Districts have been mandated by Texas Education Code Section 37.007(a), (d) and (e) to expel students for mandatory offenses; and,

WHEREAS, the Districts have the discretion to expel students under Texas Education Code Section 37.0052, Section 37.007(b), (c), (d), (f) or (i), and Section 37.0081(a) for conduct defined as a felony offense in Title 5 of the Texas Penal Code; and,

WHEREAS, the Districts have the discretion to remove students under Texas Education Code Section 37.309(b) who are registered sex offenders; and,

WHEREAS, the parties hereto agree that the JCJJAEP is a cooperative effort between the educational community and the juvenile justice system with the primary goals of the program being education and rehabilitation of juvenile offenders.

NOW, THEREFORE, THE PARTIES AGREE AS FOLLOWS:

1. Subject of Agreement

The Juvenile Board, in cooperation with the Districts, will provide the Johnson County Juvenile Justice Alternative Education Program (JCJJAEP) as specified by Chapter 37 of the Texas Education Code, both through direct provision of services and through contractual agreements with service providers.

2. Student Eligibility

The JCJJAEP will provide services to students expelled or removed under the following provisions:

- (a) **Mandatory** expulsion criteria defined by TEC 37.007(a), (d) or (e).
- (b) **Discretionary** expulsion criteria listed below that meets a misdemeanor B level offense or above:
 - TEC 37.0052 concerning certain bullying behavior (Misdemeanor B or above);
 - TEC 37.007(b), (c), (d), (f) or (i);
 - TEC 37.0081(a) concerning Penal Code Title 5 felony offenses; or
- (c) **Other** removal criteria defined as:
 - TEC 37.309 concerning registered sex offenders.
 - As ordered by the Juvenile Court.
 - As a condition of juvenile probation.

In addition to the above stated provisions, students must meet the following criteria to be eligible for enrollment in the JCJJAEP:

- Grade levels 5th – 12th (some restrictions may apply to 5th grade); and
- Ages 10-16 with a referral to Juvenile Services; or
- Ages 17-19 on a case-by-case basis; and
- The school district must have notified the local law enforcement (i.e. filed an offense report) regarding the alleged incident, which is the basis of the expulsion; and
- A law enforcement entity must have made a formal referral of the case to the juvenile court for juvenile offenders or forwarded the case to the criminal court prosecution intake for adult offenders or have completed an offense report on the incident.

3. Referral and Enrollment

Prior to expelling or removing a student to the JCJJAEP, the District must conduct a hearing at which the student is afforded appropriate due process as required by Texas Education Code Section 37.009(f). In addition, the placement of a student with a disability who receives special education services may be made only by a duly constituted admission, review, and dismissal committee as required by Texas Education Code Section 37.004. The admission, review, and dismissal committee must invite a JCJJAEP representative to attend the meeting to ensure special education provisions, if needed, can be provided.

Prior to any expulsion or removal hearing to consider placement of a student in JCJJAEP, the District will notify JCJJAEP beforehand. This allows JCJJAEP to assess the education requirements needed of the student, and to allow the paperwork to begin

for the referral to Johnson County Juvenile Services as required by Texas Education Code Section 37.010.

School districts sending a mandatory student to the JCJJAEP will expel students using the following guidelines for lengths of expulsion:

- (a) All other mandatory expulsion charges will be 80 successful days, except Federal firearm offenses which are for one (1) school year or 180 school days.

Mandatory students who are expelled or removed to the JCJJAEP will be required to attend until one of the following have been met:

- (a) Successful completion of expelled school days or completion of all graduation courses, or equivalent program requirements, whichever comes first;
- (b) A maximum of one (1) school year or 180 school days;
- (c) All probation and/or court-related requirements have been successfully completed;
- (d) The referring charge has been declined by the Prosecutor or dismissed by the Court; or
- (e) Due to space restrictions, the student is recommended for early termination as outlined in Section 6 of this MOU.

The JCJJAEP may accept discretionary referrals that meet the criteria of misdemeanor B or above and have been referred to Juvenile Services or the District Attorney's office. In addition, discretionary referrals will be accepted on an as-space-is-available basis. The minimum length of placement for a discretionary student will be thirty (30) successful school days unless space is needed for mandatory students. The JCJJAEP and District may agree to a length of placement beyond 30 successful days, but not more than 80 successful days, on a case-by-case basis.

The District will refer a student to the JCJJAEP by completing the provided notification form and including a copy of the following student records prior to the student enrolling in the JCJJAEP:

- (a) Texas Student Data System (TSDS) or Texas Unique Student ID Number
- (b) Public Education Information Management System (PEIMS) number
- (c) Expulsion or removal letter
- (d) Police notification or discipline referral
- (e) Withdrawal record with grades
- (f) Most recent report card
- (g) Most current transcript
- (h) Fall & Spring class schedules
- (i) Statewide assessment scores
- (j) Attendance records
- (k) Discipline records
- (l) Birth certificate
- (m) Social security card
- (n) Immunization records
- (o) Home Language Survey
- (p) Free/Reduced lunch eligibility letter (if applicable)

- (q) Special education records:
 - most recent full & complete ARD paperwork
 - manifestation determination ARD paperwork
 - most recent evaluation for special education eligibility
- (r) LPAC
 - language proficiency assessment committee determination
- (s) 504
 - section 504 eligibility determination

If a student moves/transfers to a District in Johnson County prior to the completion of the original expulsion or removal term, the receiving District will not extend the student's length of placement in the JCJJAEP beyond the term defined in the original expulsion or removal order.

The JCJJAEP and District may agree to include a student's length of placement in an alternative educational program (such as DAEP, drug rehab, detention, etc.), which occurs after the date of expulsion, toward the student's term of expulsion or removal.

The JCJJAEP may offer incentives for positive behavior and/or academic achievement which may result in the reduction of a student's expulsion term. The JCJJAEP and District may consider a student's successful completion of the program to coincide with the end of a grading period.

4. Attendance Reporting

The District will maintain enrollment of all JCJJAEP students using a campus identification number specific for JCJJAEP as required by Texas Education Code Section 37.011(h).

The JCJJAEP will track attendance for each student enrolled in the program and report weekly attendance to the District. The District will be responsible for reporting violations of the Compulsory Attendance Law to the appropriate court.

If a student is placed on inactive status more than three times during their expulsion the student will be discharged from the JCJJAEP program and referred back to their home campus.

5. Funding

Funding for all mandatory students will be provided to the Juvenile Board by the Texas Juvenile Justice Department.

Funding for all discretionary students will be provided to the Juvenile Board by the District at a rate of \$115.00 per student attendance day. Payment will be made within 30 days of receipt of an invoice from the billing authority of Johnson County.

In the case of special population students (as defined in Section 9 of this MOU), the District will be financially responsible for the provision of any related services determined necessary for those students.

6. Facilities, Staffing, and Daily Operations

The JCJJAEP will be provided in a facility operated and maintained by Johnson County, specifically located at 1102 E. Kilpatrick, Suite C, Cleburne, Texas. The facility must comply with all applicable federal, state, county, and city regulations and TJJD standards. The JCJJAEP will operate at least seven (7) hours a day and 180 days a year as required by Texas Education Code Section 37.011(f), unless a waiver has been submitted and approved by TJJD. The JCJJAEP will provide all personnel and services necessary to operate the JCJJAEP, by either direct provision or through contractual agreements.

Due to space limitations, the daily population of the JCJJAEP must not exceed 8 students. Upon reaching capacity, mandated students will be given precedence for enrollment over non-mandated students. The JCJJAEP reserves the right to return any discretionary student to his or her home District in order to accommodate a mandatory student from any District. In the event of overcrowding, the JCJJAEP may recommend early termination of a mandatory student's expulsion term based on the student's overall compliance with the program, attendance and grades.

7. Transportation

Transportation of students to the JCJJAEP will be the responsibility of the student and/or his/her parent(s)/legal guardian(s).

Transportation to the JCJJAEP of students eligible for special education services will be reviewed by the District Admission, Review, and Dismissal (ARD) committee prior to placement in the JCJJAEP, and will follow what is outlined in the Individualized Education Plan (IEP). If according to the IEP, the District is required to provide transportation for the student, then the District will continue to provide transportation for the student to the JCJJAEP. If the IEP does not require the District to provide transportation for the student, then transportation to the JCJJAEP will be the responsibility of the student's parent(s)/legal guardian(s).

8. Curriculum

The JCJJAEP will provide the following required courses in accordance with Texas Education Code Section 37.011(d):

- English/Language Arts, Math, Science and Social Studies;
- Self-Discipline; and
- A High School Equivalency Program (GED).

All completed coursework will be accepted by the District and any credit(s) earned by the student while enrolled in the JCJJAEP will be reflected on the student's school transcript.

The JCJJAEP may provide elective courses as available through current JCJJAEP curriculum. The District will provide for instruction in any elective course that cannot be provided by the JCJJAEP but that the District wants the student to maintain. The student's coursework will be addressed at the time of the expulsion or removal hearing and a determination will be made as to how the courses for which the student is currently enrolled can be maintained.

The JCJJAEP will provide a student's academic progress to the parent(s)/legal guardian(s), and in the case of a high school student, will review the student's progress toward meeting high school graduation requirements and establish a specific graduation plan for the student as required by Texas Education Code Section 37.011(d). The JCJJAEP is not required to provide a course necessary to fulfill a student's high school graduation requirements other than a course specified in this section.

9. Special Populations

Students Eligible for Special Education Services:

A student with a disability who receives special education services in a general education setting may be expelled or removed to the JCJJAEP only after a duly constituted Admission, Review, and Dismissal (ARD) committee determines that the alleged offense and/or behavior was or was not a manifestation of the student's disability in accordance with Texas Education Code Section 37.004.

The JCJJAEP is a general education setting. Therefore, a student who requires services beyond a general education setting may not be expelled to the JCJJAEP.

In accordance with Texas Administrative Code Section 89.1052(b), the JCJJAEP will be notified by the District and invited to participate in all ARD committee meetings scheduled to discuss the expulsion or removal of a special education student to the JCJJAEP. The District will provide a copy of the student's current Individual Education Plan (IEP) and/or Behavior Intervention Plan (BIP) to the JCJJAEP for review at least 2 days prior to the meeting. The JCJJAEP may participate in the meeting to the extent that the meeting relates to the student's placement in the JCJJAEP.

If a student eligible for or receiving special education services is expelled or removed to the JCJJAEP, the District will continue to provide any related services outlined in the IEP and/or BIP which are not available at the JCJJAEP. Related services may include, but are not limited to: counseling, transportation, interpretive services, and special curriculum.

If the JCJJAEP determines that a student, who has not previously been qualified as a student eligible for special education, may be eligible for services, the JCJJAEP will refer the student to the District for evaluation and determination of eligibility for special education services, in accordance with applicable state and federal statutes and regulations.

If the JCJJAEP determines that the student's educational and/or behavioral needs cannot be met in the program, the JCJJAEP will immediately notify the District. Upon receiving such notice from the JCJJAEP, the District will convene an ARD committee meeting to determine if the student's IEP and/or BIP need to be modified, or whether the student's placement will be reconsidered.

Students Identified as English as a Second Language (ESL) Learners:

The JCJJAEP will serve students identified as English as a Second Language (ESL) learners by providing the necessary services, instruction, or accommodations as recommended by the Language Proficiency Assessment Committee. The District will continue to provide any related services recommended by the Language Proficiency Assessment Committee which are not available at the JCJJAEP.

Students enrolled in the JCJJAEP who require Texas English Language Proficiency Assessment System (TELPAS) testing will be allowed to return to their District to test. The District will be responsible for accommodating expelled students for the purpose of administering TELPAS testing as needed.

Students with Section 504 Plans:

The JCJJAEP will serve identified students who require a Section 504 plan to address a physical or mental impairment by providing the necessary services, instruction, or accommodations as recommended by the 504 Committee. The District will continue to provide any related services recommended by the 504 Committee which are not available at the JCJJAEP.

10. Statewide Assessments

Students enrolled in the JCJJAEP who require statewide assessments will be allowed to return to their District to test. The District will be responsible for accommodating expelled students for the purpose of administering statewide assessments as needed.

11. Exit and Transition

A certified teacher assigned by the JCJJAEP will review all academic work of a student prior to the student's exit from the JCJJAEP, and will certify completion of coursework based upon a determination that the student has mastered the essential knowledge and skills for a course at the seventieth percentile pursuant to Texas Education Code Section 28.002.

Upon completion of the program, the JCJJAEP will notify the District of the student's plan to return to the District. This notification will be provided in writing and will include, at a minimum, the student's attendance days, withdrawal grades, any credits earned, and the results of the IOWA assessment administered to the student.

In accordance with Texas Education Code Section 37.011(d), all completed coursework will be accepted by the District and any credit(s) earned by the student while enrolled in the JCJJAEP will be reflected on the student's school transcript.

12. Term of MOU

The term of this MOU will be from August 1, 2026, or upon execution of the MOU by the last signatory to the MOU, whichever is later, through July 31, 2027. If this MOU is not terminated by either party, or if neither party requests an amendment to the MOU, this MOU must thereafter continue in effect until such time as either party requests that it be terminated or superseded.

13. Miscellaneous

In the event that an MOU has not been executed by September 1st of the current school year, and an agreement does not appear possible, the parties must submit to binding arbitration, as outlined in Texas Education Code Section 37.011(p). If, however, ongoing negotiations prohibit the execution of the MOU for the current school year, the past school year MOU remains in effect until the new MOU is finalized and executed.

At such time as the Juvenile Services Director and the representatives from the participating school districts reach an agreement, or an MOU is promulgated by the arbitrators, such MOU must be submitted to the Juvenile Board and to the school board for each of the participating school districts for their consideration and approval. The new MOU must, after approval by the appropriate authorities, or following the mandate of the arbitrators, upon its effective date supersede the existing MOU. At which time the new MOU is completed, each school district is required to submit for board approval the new MOU, allowing for the last year's MOU to expire.

Should any party fail or decline to execute the MOU, or fail to appear or submit to binding arbitration, after reasonable notice of such proceedings by certified mail or hand delivery, then the arbitrators selected by the other party may enter an MOU on behalf of the recalcitrant party and obligate the recalcitrant party to the terms and provisions of the MOU.

This MOU constitutes the complete and exclusive agreement between the parties, and supersedes all oral or written proposals, prior written agreements, and other prior communications between the parties, concerning the subject matter of this MOU. In the event that any of the provisions contained in this MOU are held to be unenforceable, this MOU must be construed without such provisions, and the remaining provisions hereof continue in full force and effect. In the event that state law affecting the operation of the JCJJAEP changes after the date this MOU is entered into, the parties agree to amend the MOU accordingly.

Any student who does not meet the eligibility requirements of this MOU is not entitled to educational services by the JCJJAEP.

14. Signatures

JOHNSON COUNTY JUVENILE BOARD

Signed this the 26 day of March, 2026



Chairman, Judge F. Steven McClure
County Court at Law No. 2

Mansfield INDEPENDENT SCHOOL DISTRICT

Signed this the _____ day of _____, 2026

Board of Trustees President or Designee



**Board of School Trustees
Mansfield Independent School District**

TITLE: Consideration & Approval of Final Change Order to 2024 Bond Package A2 Summit Baseball and Softball with Lee Lewis Construction

DATE: June 23, 2026

ACTION

BACKGROUND:

The District has adopted a Request for Proposal (RFP) procedure for identifying change to the Construction Documents Scope of Work between a Construction Contractor, Architect/Engineer (A/E), Construction Program Supervisor (CPS) and MISD’s designated representative. The intent of the RFP process is to document changes when they occur, validate the necessity of the change before it is implemented, obtain rapid cost and time proposals from the contractor, and jointly document a timely agreement on the change’s cost and time impact in order to avoid higher cost claims by the Contractor. RFP’s are administered at the lowest feasible working level. Delays in handling changes can result in Contractor delay claims for extended overhead costs and time delays.

Once RFP’s have accumulated to an extent that an increase or decrease to the Contract Value is needed, the RFP’s are consolidated into a formal Change Order for Approval as required to adjust the contract Value. The final Change Order to Lee Lewis Construction, submitted herewith, and includes the RFP’s developed from May 2025 to May 2026.

CONSIDERATION:

The final Change Order is a deductive change order for unused contingencies and allowances in the amount of \$60,476.00 resulting in a final contract amount of \$6,791,314.00.

| | |
|---------------------------|-----------------|
| Original Contract Amount: | \$ 6,626,421.00 |
| Change Order No. 1: | \$ 225, 369.00 |
| Final Change Order: | \$ (60,476.00) |
| Current Contract Amount: | \$ 6,791,314.00 |

RECOMMENDATION:

The Superintendent recommends Approval of the final Change Order to Lee Lewis Construction for Package A2 Summit HS.

RECOMMENDED MOTION:

“Move to approve the final Change Order to Lee Lewis Construction for Package A2 Summit High School.”



AIA[®]

Document G701[®] – 2017

Change Order

PROJECT: *(Name and address)*
Mansfield ISD SHS BB SB Turf
1071 Turner Warnell road
Arlington Texas 76001

CONTRACT INFORMATION:
Contract For: General construction
Date: May 28, 2025

CHANGE ORDER INFORMATION:
Change Order Number: 002
Date: June 08, 2026

OWNER: *(Name and address)*
Mansfield Independent School District
605 East Broad Street
Mansfield, Texas 76063

ARCHITECT: *(Name and address)*
Huckabee & Associates, Inc.
801 Cherry Street, Suite 500
Fort Worth, Texas 76102

CONTRACTOR: *(Name and address)*
Lee Lewis Construction, Inc.
17177 Preston Road, Suite 160
Dallas, Texas 75248

THE CONTRACT IS CHANGED AS FOLLOWS:

(Insert a detailed description of the change and, if applicable, attach or reference specific exhibits. Also include agreed upon adjustments attributable to executed Construction Change Directives.)
Final Project Reconciliation

| | |
|--|------------------------|
| The original Guaranteed Maximum Price was | \$ 6,626,421.00 |
| The net change by previously authorized Change Orders | \$ 225,369.00 |
| The Guaranteed Maximum Price prior to this Change Order was | \$ 6,851,790.00 |
| The Guaranteed Maximum Price will be decreased by this Change Order in the amount of | \$ 60,476.00 |
| The new Guaranteed Maximum Price including this Change Order will be | <u>\$ 6,791,314.00</u> |

The Contract Time will be increased by Thirty (30) days.
The new date of Substantial Completion will be

NOTE: This Change Order does not include adjustments to the Contract Sum or Guaranteed Maximum Price, or the Contract Time, that have been authorized by Construction Change Directive until the cost and time have been agreed upon by both the Owner and Contractor, in which case a Change Order is executed to supersede the Construction Change Directive.

NOT VALID UNTIL SIGNED BY THE ARCHITECT, CONTRACTOR AND OWNER.



ARCHITECT *(Signature)*

BY: Joshua Cogburn, Principal, 28423

(Printed name, title, and license number if required)

06.10.26

Date





CONTRACTOR *(Signature)*

Ty Parsons, Executive VP

(Printed name and title)

06/10/2026

Date

OWNER *(Signature)*

BY: Dr. Jandel Crutchfield

(Printed name and title)

Date



**Board of School Trustees
Mansfield Independent School District**

TITLE: Sale of District Land to the City
of Mansfield

DATE: 6/23/2026

CONSENT

BACKGROUND:

The City of Mansfield has requested to acquire two adjacent strips of unused District-owned land located next to Katherine Rose Memorial Park. The first tract consists of approximately 0.129 acres, and the second tract consists of approximately 0.096 acres. The City has offered \$10 per tract, for a total consideration of \$20. The proposed conveyance will support public infrastructure improvements in the area and will not impact current or planned District operations.

CONSIDERATIONS:

Approval of the sale of approximately 0.225 total acres of land (comprised of two tracts) to the City of Mansfield for a total of \$20 (\$10 per tract), as described in Exhibits A and B on each attachment.

RECOMMENDATION:

The Superintendent recommends the Board of Trustees approve the sale and conveyance of approximately 0.225 acres of land (comprised of two tracts) to the City of Mansfield.

If the Board approves, the motion would read:

“Move to approve the sale and conveyance of approximately 0.225 acres of land (comprised of two tracts) to the City of Mansfield, as described in Exhibits A and B, for a total consideration of \$20, and to authorize the Superintendent or designee to execute all necessary documents.”



**Board of School Trustees
Mansfield Independent School District**

TITLE: Sale of District Land to the City
of Mansfield

DATE: 6/23/2026

CONSENT

BACKGROUND:

The City of Mansfield has requested to acquire two adjacent strips of unused District-owned land located next to Katherine Rose Memorial Park. The first tract consists of approximately 0.129 acres, and the second tract consists of approximately 0.096 acres. The City has offered \$10 per tract, for a total consideration of \$20. The proposed conveyance will support public infrastructure improvements in the area and will not impact current or planned District operations.

CONSIDERATIONS:

Approval of the sale of approximately 0.225 total acres of land (comprised of two tracts) to the City of Mansfield for a total of \$20 (\$10 per tract), as described in Exhibits A and B on each attachment.

RECOMMENDATION:

The Superintendent recommends the Board of Trustees approve the sale and conveyance of approximately 0.225 acres of land (comprised of two tracts) to the City of Mansfield.

If the Board approves, the motion would read:

“Move to approve the sale and conveyance of approximately 0.225 acres of land (comprised of two tracts) to the City of Mansfield, as described in Exhibits A and B, for a total consideration of \$20, and to authorize the Superintendent or designee to execute all necessary documents.”

NOTICE OF CONFIDENTIALITY OF RIGHTS: IF YOU ARE A NATURAL PERSON, YOU MAY REMOVE OR STRIKE ANY OR ALL OF THE FOLLOWING INFORMATION FROM ANY INSTRUMENT THAT TRANSFERS AN INTEREST IN REAL PROPERTY BEFORE IT IS FILED FOR RECORD IN THE PUBLIC RECORDS: YOUR SOCIAL SECURITY NUMBER OR YOUR DRIVER'S LICENSE NUMBER

SPECIAL WARRANTY DEED

**STATE OF TEXAS §
COUNTY OF TARRANT §**

MANSFIELD INDEPENDENT SCHOOL DISTRICT, hereinafter referred to as "Grantor," for and in consideration of the sum of TEN AND 00/100 DOLLARS (\$10) AND OTHER GOOD AND VALUABLE CONSIDERATION paid to Grantor by the **CITY OF MANSFIELD, TEXAS**, a Texas home-ruled municipal corporation, whose address is 1200 E. Broad Street, Mansfield, TX 76063, hereinafter referred to as "Grantee," the receipt and sufficiency of which are hereby acknowledged hereby GRANTS, SELLS, AND CONVEYS unto Grantee all of the following described land in the City of Mansfield, Tarrant County, Texas (the "Land"):

Being 0.096 acre of land located in the William C. Price Survey, Abstract No. 1240, Mansfield, Tarrant County, Texas, and being a portion of the tract of land conveyed to Mansfield Independent School District, by the deed recorded in Volume 3412, Page 447, of the Deed Records of Tarrant County, Texas. Said 0.096 acre of land being more particularly described in Exhibit "A" and "B" attached hereto, which is made a part hereof as if fully set forth herein;

273

together with rights, title and interests appurtenant thereto, including without limitation, all buildings, walkways, parking areas, landscaping and other improvements now located on and attached to the Land so as to constitute real property and all fixtures of any kind attached to such improvements or directly to the Land so as to constitute real property (collectively, the "Property").

All taxes and other assessments assessed against the Property for the year 2026 have been prorated or otherwise settled between the parties, and Grantee assumes and agrees to pay such taxes and assessments in full. If this Special Warranty Deed or Grantee's use of the Property after the date hereof results in additional taxes or assessments for periods before the date hereof, such taxes and assessments shall be the obligation of and paid by Grantor, except where exempt.

TO HAVE AND TO HOLD the Property, together with all and singular the rights and appurtenances thereto in any wise belonging, unto Grantee and Grantee's successors and assigns forever; and Grantor does hereby bind Grantor and Grantor's legal representatives, successors and assigns to WARRANT AND FOREVER DEFEND all and singular the title to the Property unto Grantee and Grantee's legal representatives, successors and assigns, against every person whomsoever lawfully claiming or to claim the same or any part thereof, by, through or under Grantor.

[Signatures on following page.]

“GRANTOR”

**MANSFIELD INDEPENDENT
SCHOOL DISTRICT**

By: _____

Name: _____

Title: _____

STATE OF TEXAS §

COUNTY OF TARRANT §

BEFORE ME, the undersigned authority, on this day personally appeared _____, _____, for Mansfield Independent School District, known to me to be the person and officer whose name is subscribed to the foregoing instrument and acknowledged to me that he/she executed the same as the act of the said Mansfield Independent School District for the purpose and consideration therein expressed and in the capacity therein stated.

274

GIVEN UNDER MY HAND AND SEAL of office this ____ day of _____, A.D., 2026,

Notary Public in and for the State of Texas

PLEASE RETURN DEED TO GRANTEE:

City of Mansfield
Attn: Casey Lewis
1200 E. Broad Street
Mansfield, TX 76063

EXHIBIT "A"
LEGAL DESCRIPTION

BEING 0.096 acre of land located in the WILLIAM C. PRICE SURVEY, Abstract No. 1240, Mansfield, Tarrant County, Texas, and being a portion of the tract of land conveyed to Mansfield Independent School District, by the deed recorded in Volume 3412, Page 447, of the Deed Records of Tarrant County, Texas. Said 0.096 acre of land being more particularly described by metes and bounds as follows:

BEGINNING at a ½" iron rod marked "Brittain & Crawford" set at the Northwest corner of said Mansfield Independent School District Tract, also being the Southwest corner of Lot 2R, Block 1, Mansfield Utility Operations, an addition to the City of Mansfield, Tarrant County, Texas, according to the plat recorded in Cabinet A, Slide 3647, of the Plat Records of Tarrant County, Texas;

THENCE N 65° 39' 59" E 42.35 feet, along the Northwest boundary line of said Mansfield Independent School District Tract and the Southeast boundary line of said Lot 2R, Block 1, Mansfield Utility Operations, to a ½" iron rod marked "Brittain & Crawford" set;

THENCE S 20° 32' 07" W 197.90 feet, to a ½" iron rod marked "Brittain & Crawford" set in the South boundary line of said Mansfield Independent School District Tract and the North boundary line of Union Pacific Railroad;

THENCE N 69° 59' 01" W 14.26 feet, along the South boundary line of said Mansfield Independent School District Tract and the North right-of-way line of said Union Pacific Railroad, to a ½" iron rod marked "Brittain & Crawford" set at the Southwest corner of said Mansfield Independent School District Tract and the Southeast corner of the tract of land conveyed to the City of Mansfield, by the deed recorded in Volume 2374, Page 113, of the Deed Records of Tarrant County, Texas;

275

THENCE N 15° 10' 59" E 168.89 feet, along the West boundary line of said Mansfield Independent School District Tract and the East boundary line of said City of Mansfield Tract, to the POINT OF BEGINNING containing 0.096 acre (4,170 square feet) of land.

SURVEYED ON THE GROUND
JUNE 3, 2026



STUART F. SMITH
REGISTERED PROFESSIONAL
LAND SURVEYOR
STATE OF TEXAS NO. 5454




EXHIBIT 'B'

**WILLIAM C. PRICE SURVEY
ABSTRACT No. 1240**

BEARING BASE:

THE BEARINGS SHOWN HEREON ARE TEXAS STATE PLANE GRID BEARINGS ESTABLISHED USING THE GLOBAL POSITIONING SYSTEM SATELLITES, AND LOCAL CONTINUOUSLY OPERATING REFERENCE STATIONS.

NOTE:

IRS = 1/2" IRON ROD MARKED "BRITTIAN & CRAWFORD" SET

LOT 1R, BLOCK 1
MANSFIELD UTILITY OPERATIONS
CAB. A, SLIDE 3647
P.R.T.C.T.

CITY OF MANSFIELD
PART OF 8 ACRES
VOL. 2341, PG. 223
D.R.T.C.T.

CITY OF MANSFIELD
PART OF 2.14 ACRES
VOL. 2374, PG. 113
D.R.T.C.T.

LOT 2R, BLOCK 1
MANSFIELD UTILITY OPERATIONS
CAB. A, SLIDE 3647
P.R.T.C.T.

P.O.B.
1/2" IRON ROD MARKED
"BRITTIAN & CRAWFORD"
FOUND

CHAIN LINK FENCE
ON BOUNDARY LINE

| Course | Bearing | Distance |
|--------|---------------|----------|
| L1 | N 65°39'59" E | 42.35' |
| L2 | S 20°32'07" W | 197.90' |
| L3 | N 69°59'01" W | 14.26' |
| L4 | N 15°10'59" E | 168.89' |

276

0.096 ACRE
(4,170 SQ. FT.)

M.I.S.D.
3.2 ACRES
VOL. 3412, PG. 447
D.R.T.C.T.

**SURVEYED ON THE GROUND
JUNE 3, 2026**

Stuart F. Smith
STUART F. SMITH
REGISTERED PROFESSIONAL
LAND SURVEYOR
STATE OF TEXAS NO. 5454

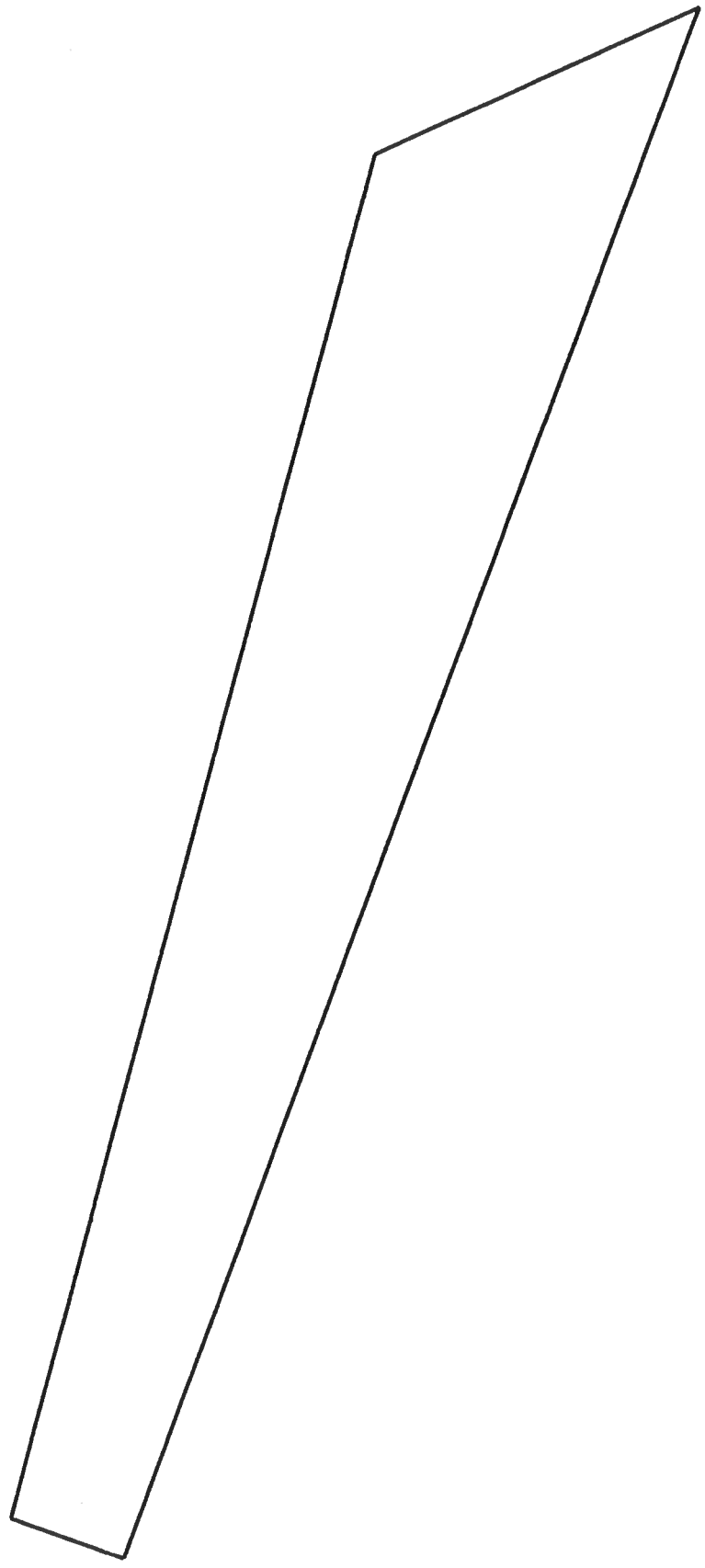


UNION PACIFIC RAILROAD

BRITTIAN & CRAWFORD
LAND SURVEYING &
TOPOGRAPHIC MAPPING
3908 SOUTH FREEWAY, FORT WORTH, TEXAS 76110
TEL (817) 925 0211
FIRM CERTIFICATION# 1019000

**EXHIBIT MAP OF
0.096 ACRE LOCATED IN THE
WILLIAM C. PRICE SURVEY, ABSTRACT No. 1240
CITY OF MANSFIELD, TARRANT COUNTY, TEXAS**

SCALE: 1"=80'
DATE: JUNE 3, 2026
PAGE: 1 OF 1



277

MAN Rose Park - Mansfield ISD - 0.096 Acre

6/2/2026

Scale: 1 inch= 21 feet

File: MAN Rose Park - Mansfield ISD - 0.096 Acre.ndp

Tract 1: 0.0957 Acres (4170 Sq. Feet), Closure: n00.0000e 0.00 ft. (1/186602), Perimeter=423 ft.

- 01 n65.3959e 42.35
- 02 s20.3207w 197.90
- 03 n69.5901w 14.26
- 04 n15.1059e 168.89

NOTICE OF CONFIDENTIALITY OF RIGHTS: IF YOU ARE A NATURAL PERSON, YOU MAY REMOVE OR STRIKE ANY OR ALL OF THE FOLLOWING INFORMATION FROM ANY INSTRUMENT THAT TRANSFERS AN INTEREST IN REAL PROPERTY BEFORE IT IS FILED FOR RECORD IN THE PUBLIC RECORDS: YOUR SOCIAL SECURITY NUMBER OR YOUR DRIVER'S LICENSE NUMBER

SPECIAL WARRANTY DEED

STATE OF TEXAS §
COUNTY OF TARRANT §

MANSFIELD INDEPENDENT SCHOOL DISTRICT, hereinafter referred to as "Grantor," for and in consideration of the sum of TEN AND 00/100 DOLLARS (\$10) AND OTHER GOOD AND VALUABLE CONSIDERATION paid to Grantor by the **CITY OF MANSFIELD, TEXAS**, a Texas home-ruled municipal corporation, whose address is 1200 E. Broad Street, Mansfield, TX 76063, hereinafter referred to as "Grantee," the receipt and sufficiency of which are hereby acknowledged hereby GRANTS, SELLS, AND CONVEYS unto Grantee all of the following described land in the City of Mansfield, Tarrant County, Texas (the "Land"):

BEING 0.129 acre of land located in Lot 2R, Block 1, MANSFIELD UTILITY OPERATIONS, an addition to the City of Mansfield, Tarrant County, Texas, according to the plat recorded in Cabinet A, Slide 3647, of the Plat Records of Tarrant County, Texas. Said 0.129 acre of land being more particularly described in Exhibit "A" and "B" attached hereto, which is made a part hereof as if fully set forth herein;

278

together with rights, title and interests appurtenant thereto, including without limitation, all buildings, walkways, parking areas, landscaping and other improvements now located on and attached to the Land so as to constitute real property and all fixtures of any kind attached to such improvements or directly to the Land so as to constitute real property (collectively, the "Property").

All taxes and other assessments assessed against the Property for the year 2026 have been prorated or otherwise settled between the parties, and Grantee assumes and agrees to pay such taxes and assessments in full. If this Special Warranty Deed or Grantee's use of the Property after the date hereof results in additional taxes or assessments for periods before the date hereof, such taxes and assessments shall be the obligation of and paid by Grantor, except where exempt.

TO HAVE AND TO HOLD the Property, together with all and singular the rights and appurtenances thereto in any wise belonging, unto Grantee and Grantee's successors and assigns forever; and Grantor does hereby bind Grantor and Grantor's legal representatives, successors and assigns to WARRANT AND FOREVER DEFEND all and singular the title to the Property unto Grantee and Grantee's legal representatives, successors and assigns, against every person whomsoever lawfully claiming or to claim the same or any part thereof, by, through or under Grantor.

[Signatures on following page.]

“GRANTOR”

**MANSFIELD INDEPENDENT
SCHOOL DISTRICT**

By: _____

Name: _____

Title: _____

STATE OF TEXAS §

COUNTY OF TARRANT §

BEFORE ME, the undersigned authority, on this day personally appeared _____, _____, for Mansfield Independent School District, known to me to be the person and officer whose name is subscribed to the foregoing instrument and acknowledged to me that he/she executed the same as the act of the said Mansfield Independent School District for the purpose and consideration therein expressed and in the capacity therein stated.

279

GIVEN UNDER MY HAND AND SEAL of office this ____ day of _____, A.D., 2026,

Notary Public in and for the State of Texas

PLEASE RETURN DEED TO GRANTEE:

City of Mansfield
Attn: Casey Lewis
1200 E. Broad Street
Mansfield, TX 76063

EXHIBIT "A"
LEGAL DESCRIPTION

BEING 0.129 acre of land located in Lot 2R, Block 1, MANSFIELD UTILITY OPERATIONS, an addition to the City of Mansfield, Tarrant County, Texas, according to the plat recorded in Cabinet A, Slide 3647, of the Plat Records of Tarrant County, Texas. Said 0.129 acre of land being more particularly described by metes and bounds as follows:

BEGINNING at a ½" iron rod marked "Brittain & Crawford" set at the Northwest corner of aforesaid Lot 2R, Block 1, Mansfield Utility Operations, lying in the East line of a tract of land conveyed to the City of Mansfield, by the deed recorded in Volume 2374, Page 113, of the Deed Records of Tarrant County, Texas, and also being the Southwest corner of Lot 1R, Block 1, Mansfield Utility Operations;

THENCE S 75° 27' 48" E 46.60 feet, along the North boundary line of said Lot 2R and the South boundary line of said Lot 1R, to a ½" iron rod marked "Brittain & Crawford" set;


THENCE S 20° 32' 07" W 130.46 feet, severing said Lot 2R, to a ½" iron rod marked "Brittain & Crawford" set in the Southeast boundary line of said Lot 2R and the Northwest boundary line of a tract of land conveyed to Mansfield Independent School District, by the deed recorded in Volume 3412, Page 447, of the Deed Records of Tarrant County, Texas;

THENCE S 65° 39' 59" W 42.35 feet, along the Southeast boundary line of said Lot 2R and the Northwest boundary line of said Mansfield Independent School District Tract, to a ½" iron rod marked "Brittain & Crawford" set at the Southwest corner of said Lot 2R and the Northwest corner of said Mansfield Independent School District Tract, lying in the East boundary line of aforesaid City of Mansfield Tract;

280

THENCE N 14° 32' 15" E 156.32 feet, along the West boundary line of said Lot 2R and the East boundary line of said City of Mansfield Tract, to the POINT OF BEGINNING containing 0.129 acre (5,600 square feet) of land.

SURVEYED ON THE GROUND
JUNE 8, 2026


STUART F. SMITH
REGISTERED PROFESSIONAL
LAND SURVEYOR
STATE OF TEXAS NO. 5454




EXHIBIT 'B'

**WILLIAM C. PRICE SURVEY
ABSTRACT No. 1240**

BEARING BASE:

THE BEARINGS SHOWN HEREON ARE TEXAS STATE PLANE GRID BEARINGS ESTABLISHED USING THE GLOBAL POSITIONING SYSTEM SATELLITES, AND LOCAL CONTINUOUSLY OPERATING REFERENCE STATIONS.

NOTE:

IRS = 1/2" IRON ROD MARKED "BRITTIAN & CRAWFORD" SET

LOT 1R, BLOCK 1
MANSFIELD UTILITY OPERATIONS
CAB. A, SLIDE 3647
P.R.T.C.T.

CITY OF MANSFIELD
PART OF 8 ACRES
VOL. 2341, PG. 223
D.R.T.C.T.

P.O.B.
1/2" IRON ROD MARKED
"BRITTIAN & CRAWFORD"
FOUND

CITY OF MANSFIELD
PART OF 2.14 ACRES
VOL. 2374, PG. 113
D.R.T.C.T.

LOT 2R, BLOCK 1
MANSFIELD UTILITY OPERATIONS
CAB. A, SLIDE 3647
P.R.T.C.T.

0.129 ACRE
(5,600 SQ. FT.)


1/2" IRON ROD MARKED
"BRITTIAN & CRAWFORD"
FOUND

| Course | Bearing | Distance |
|--------|---------------|----------|
| L1 | S 75°27'48" E | 46.60' |
| L2 | S 20°32'07" W | 130.46' |
| L3 | S 65°39'59" W | 42.35' |
| L4 | N 14°32'15" E | 156.32' |

M.I.S.D.
3.2 ACRES
VOL. 3412, PG. 447
D.R.T.C.T.

**SURVEYED ON THE GROUND
JUNE 3, 2026**

Stuart F. Smith
STUART F. SMITH
REGISTERED PROFESSIONAL
LAND SURVEYOR
STATE OF TEXAS NO. 5454

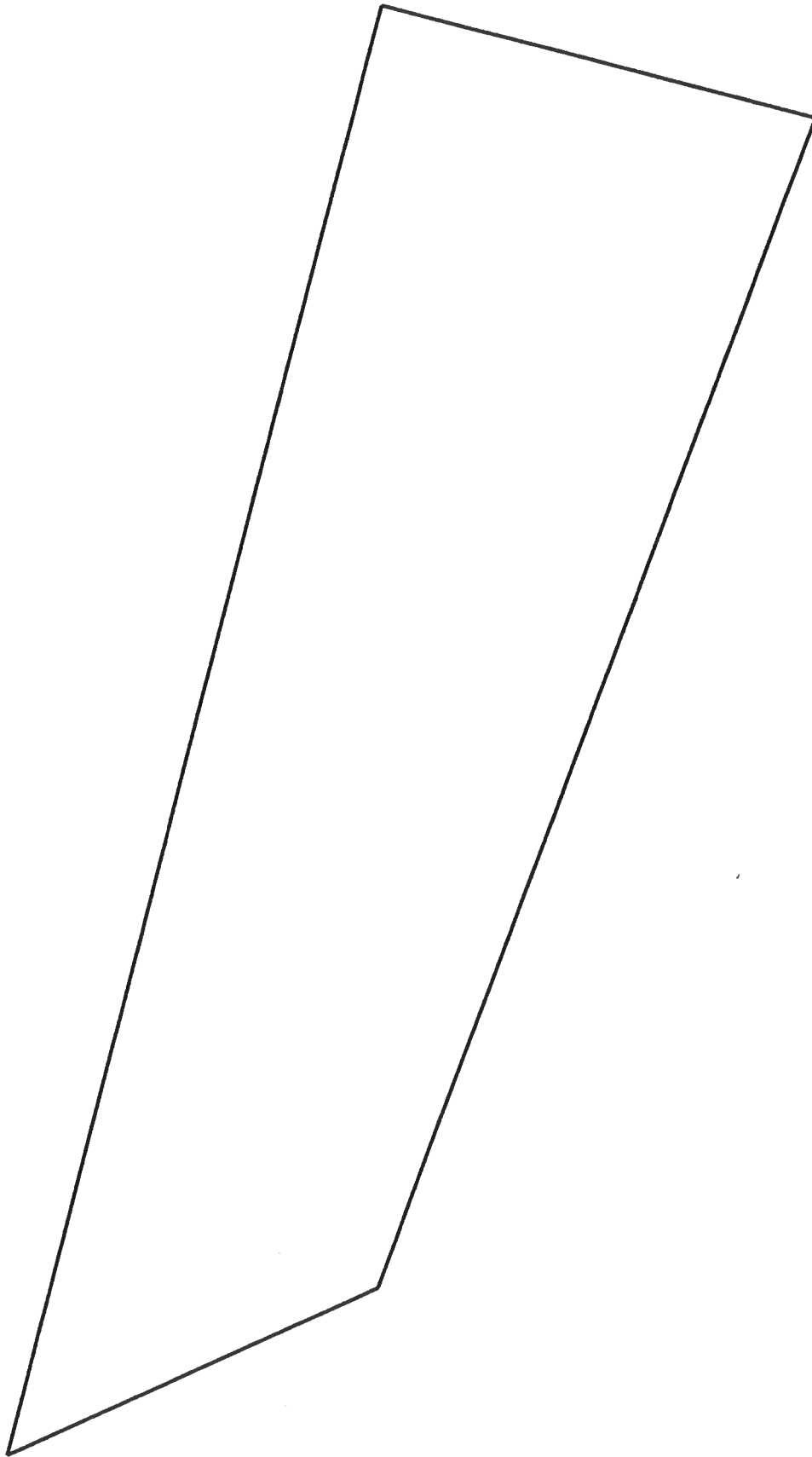


UNION PACIFIC RAILROAD

BRITTIAN & CRAWFORD
LAND SURVEYING &
TOPOGRAPHIC MAPPING
3908 SOUTH FREEWAY, FORT WORTH, TEXAS 76110
TEL (817) 925-3211
FIRM CERTIFICATION# 1019000

**EXHIBIT MAP OF
0.129 ACRE LOCATED IN THE
LOT 2R, BLOCK 1 MANSFIELD UTILITY OPERATIONS
CITY OF MANSFIELD, TARRANT COUNTY, TEXAS**

SCALE: 1"=60'
DATE: JUNE 3, 2026
PAGE: 1 OF 1



282

MAN Rose Park - Lot 2R, MAN Utility Operations - 0.129 Acre | 6/2/2026

Scale: 1 inch= 17 feet | File: MAN Rose Park - Lot 2R, MAN Utility Operations - 0.129 Acre.ndp

Tract 1: 0.1286 Acres (5600 Sq. Feet), Closure: n00.0000e 0.00 ft. (1/80307), Perimeter=376 ft.

- 01 s75.2748e 46.60
- 02 s20.3207w 130.46
- 03 s65.3959w 42.35
- 04 n14.3215e 156.32



**Board of School Trustees
Mansfield Independent School District**

TITLE: Delinquent Tax Attorney Report

DATE: June 23, 2026

INFORMATION

BACKGROUND:

Delinquent tax attorneys, Linebarger, Goggan, Blair & Sampson, L.L.P., retained by Mansfield ISD generate an activity report every month through records received from Tarrant Appraisal District. The report for the month of May is presented to provide information on the 2024 tax roll.

The 2024 tax year percentage of collection through May 31, 2026, is (86.64%) which represents eleven months of the tax collection year. The 2024 Adjusted Delinquent Tax Levy as of May 31, 2026, is \$568,282 (this includes (\$29,644) of recent adjustments for the month of May). The balance due as of May 31, 2026, is \$622,266.

Mansfield Independent School District

Delinquent Tax Collection Report

Reporting Period

May 2026

Charles E. Brady, Capital Partner

Charles.Brady@lgbs.com

817.317.9506

Shannon Ortiz, Area Manager

Shannon.Ortiz@lgbs.com

817.317.9541

LINEBARGER GOGGAN BLAIR & SAMPSON, LLP

ATTORNEYS AT LAW
100 THROCKMORTON, SUITE #1700
FORT WORTH, TEXAS 76102

817.877.4589
FAX 817.877.0601

June 10, 2026

Dr. Tiffanie Spencer, Superintendent
Mansfield Independent School District
605 E. Broad Street.
Mansfield, TX 76063

Re: Activity Report on Delinquent Tax Collections for the month of May 2026

Dear Dr. Spencer:

Linebarger Goggan Blair & Sampson, LLP, is pleased to provide the following information recapping our delinquent tax collection activity for the month of **May 2026** for our Mansfield Independent School District delinquent tax collection program. Please find the following items attached summarizing our efforts on your behalf.

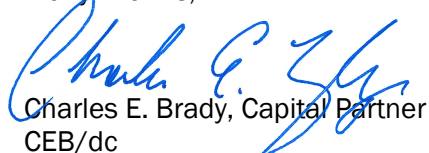
- A) A report highlighting the **collection activities** we have undertaken on behalf of the Mansfield Independent School District.
- B) A report highlighting the **litigation activities** we have undertaken on behalf of the Mansfield Independent School District.
- C) Refunds information for May 2026.
- D) An analysis of the Mansfield Independent School District combined delinquent tax roll by Property Types.

May collection statistics remained solid for the Mansfield ISD. The total amount of base tax, penalty and interest collected was \$106,336. Since the beginning of this collection cycle (July 1, 2025) 86.64% of the entire turnover has been collected, bringing total base tax collections to \$2.081 million dollars for the year. Collections revenues for May did not surpass the total refunds issued by the Tarrant County Appraisal District; those refunds total \$217,370 in refunded base tax, penalty and interest. Our Team has created a separate section of this report below, Section C, that reports on refunds issued by the District. Refunds issued are not a reflection of the effectiveness of the collection service you are receiving, but the funds refunded do impact the overall monies received by the District in its monthly allotment from the Tax Office.

On January 20, 2026, Linebarger, in conjunction with the Tarrant County Tax Office, began sending text notices to taxpayers concerning past due invoices. Should a taxpayer have questions about the text they received, please forward them to myself or Shannon Ortiz. We will be happy to speak with them!

As always, should our efforts result in phone calls or inquiries to the District, please direct those calls or inquiries to Shannon Ortiz at the office or to myself at 817-489-4062. It is our pleasure to service your account and we appreciate our partnership with the Mansfield ISD!

Many Thanks,



Charles E. Brady, Capital Partner
CEB/dc

285

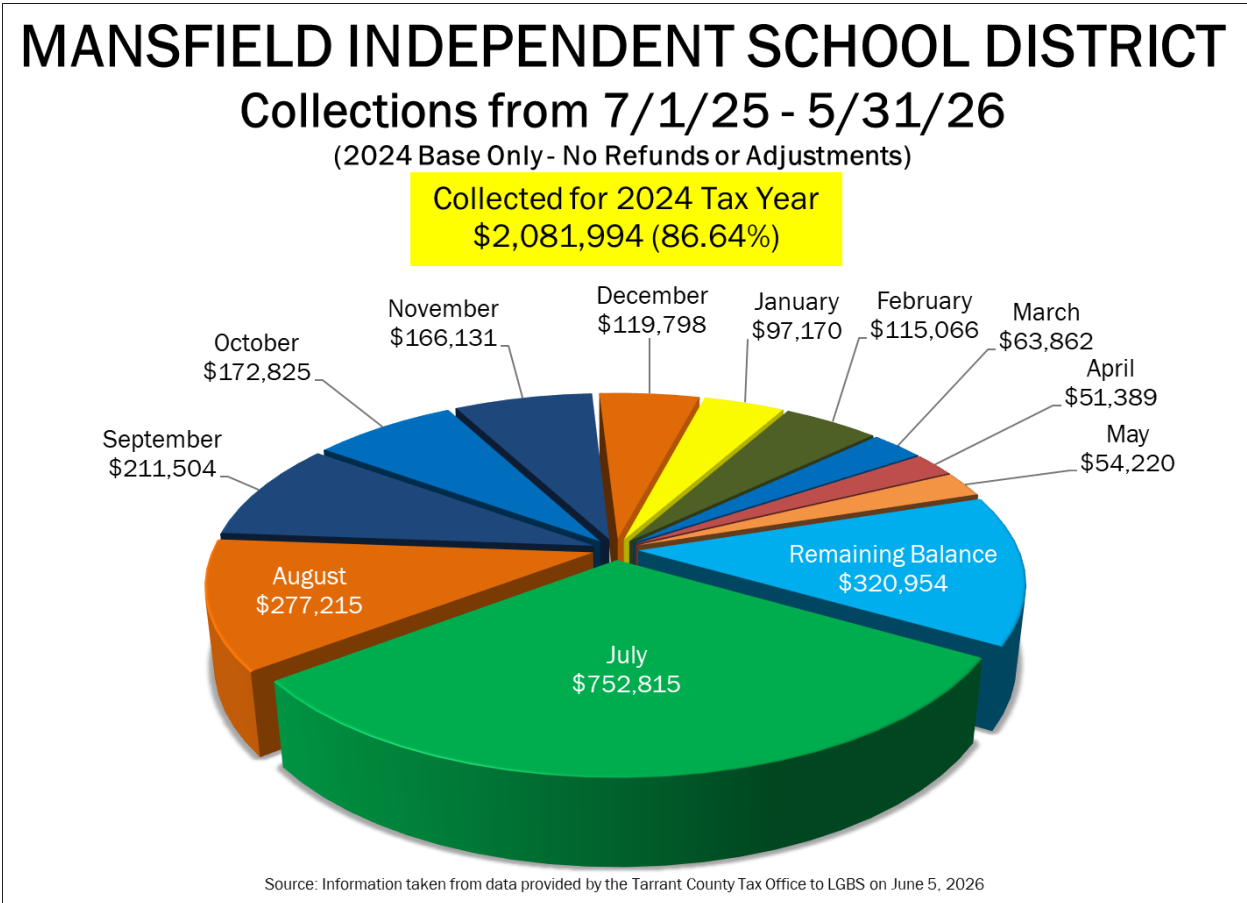
cc: Michele Trongaard, Associate Superintendent of Business & Finance
Mansfield Independent School District
605 E. Broad Street. #100
Mansfield, TX 76063

A. Collection Highlights

For the month of **May 2026**, our collection program resulted in **\$106,336** in delinquent taxes, penalty and interest being collected for the District. The chart below breaks down the total collections.

| COLLECTIONS | |
|----------------------------------|------------------|
| BASE TAX COLLECTIONS | \$79,024 |
| PENALTIES & INTEREST COLLECTIONS | \$27,312 |
| TOTAL COLLECTIONS | \$106,336 |

The 2024 Adjusted Delinquent Tax Levy as of May 31, 2026 for the Mansfield ISD is \$568,282 (this includes (\$29,644) of recent adjustments for the month of May). The amount collected for the 2024 tax year for the month of May through May 31, 2026 (excluding refunds) is \$54,220. The 2024 tax year collection percentage through May 31, 2026 (excluding refunds & adjustments) is 86.64%. The remaining levy balance due as of May 31, 2026 is \$622,266.



B. Litigation Highlights

Aside from consistently supplementing our collection efforts with **telephone collection calls** to delinquent taxpayers to resolve their accounts, our activity this month includes:

| LITIGATION | |
|--------------------------------------|-----------|
| # ACCOUNTS FILED | 45 |
| \$ ACCOUNTS FILED | \$208,666 |
| # ACCOUNTS DISMISSED (PAID IN FULL) | 15 |
| \$ ACCOUNTS DISMISSED (PAID IN FULL) | \$65,746 |
| # ACCOUNTS IN JUDGMENT | 6 |
| \$ ACCOUNTS IN JUDGMENT | \$77,417 |
| # ACCOUNTS FOR NONSUIT | 5 |
| \$ ACCOUNTS FOR NONSUIT | \$4,027 |
| # JUDGMENTS RELEASED | 7 |
| \$ JUDGMENTS RELEASED | \$17,637 |

Note - Due to trial setting scheduled at the end of each month, judgment figures reported are from previous month.

| MAILINGS/BANKRUPTCY/SPECIAL EFFORTS | |
|-------------------------------------|----------|
| # SITE VISITS | 6 |
| # BNK PROOFS FILED | 81 |
| # CONSTABLE'S SALES SET | 4 |
| \$ CONSTABLE'S SALES SET | \$22,497 |

Note - Proof of Claims include total number of bankruptcy proof of claims filed on behalf of all LGB&S clients collected by the Tarrant County Tax Office.

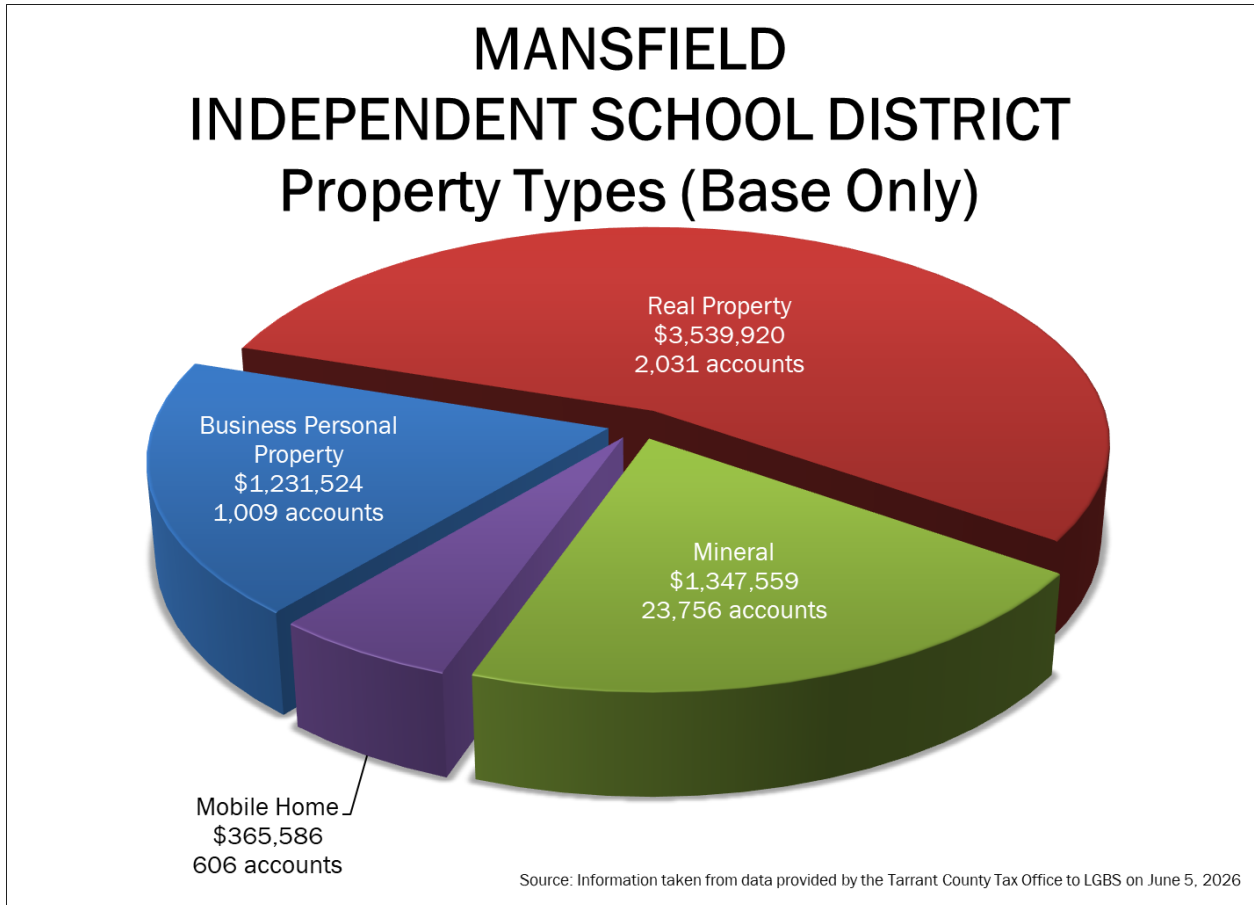
C. REFUNDS

The following numbers reflect the refunds owed back to taxpayers from taxing entities in accordance with State law primarily due to successful or partially successful challenges made to the original valuations assessed by the Tarrant Appraisal District. **NOTE: Refunds are in no way a byproduct of, nor influenced by, the law firm that collects your delinquent taxes. Refunds do not reflect upon the efforts made on behalf of your professional delinquent tax collection program.** These numbers are detailed below for completeness and only to illustrate the net impact of refunds on your finances.

| MAY 2026 REFUNDS | |
|------------------------------|-------------|
| BASE TAX REFUNDS | (\$216,901) |
| PENALTIES & INTEREST REFUNDS | (\$469) |
| TOTAL REFUNDS | (\$217,370) |

D. Delinquent Tax Roll Analysis

As of May 2026, the Mansfield Independent School District combined delinquent tax roll by Property Types is as follows:



MANSFIELD INDEPENDENT SCHOOL DISTRICT

Fund Disbursement Report for 5/1/2026 through 5/31/2026

| <u>DATE PAID</u> | <u>NAME</u> | <u>ITEM DESCRIPTION</u> | <u>AMOUNT</u> |
|-------------------------------------|---------------------------------------|---------------------------------|------------------|
| 181 - ATHLETICS | | | |
| 5/4/2026 | U.S. BANK NATIONAL ASSOCIATION | TRAVEL AND SUBSISTENCE - STUDE | 98.67 |
| 5/4/2026 | U.S. BANK NATIONAL ASSOCIATION | TRAVEL, TRAINING & SUBSISTENCE | 1,280.64 |
| 5/5/2026 | CHICK-FIL-A #01021, N WALNUT CREEK | REFRESHMENTS/FOOD FOR MEETINGS | 712.50 |
| 5/5/2026 | MAILLOUX-SMITH, DAWN | TRAVEL, TRAINING & SUBSISTENCE | 66.64 |
| 5/5/2026 | PRECISION BUSINESS MACHINES, INC | GENERAL SUPPLIES | 1,337.39 |
| 5/5/2026 | RAISING CANE'S RESTAURANTS, LLC | REFRESHMENTS/FOOD FOR MEETINGS | 1,260.00 |
| 5/5/2026 | SOUTHWEST APPAREL & ACC | MISCELLANEOUS CONTRACTED SERVIC | 108.00 |
| 5/5/2026 | STAPLES ADVANTAGE | GENERAL SUPPLIES | 324.63 |
| 5/6/2026 | TRS | TEACHER RETIREMENT | 13,506.69 |
| 5/7/2026 | D & J SPORTS | GENERAL SUPPLIES | 3,480.61 |
| 5/7/2026 | KINNISON, BENJAMIN | TRAVEL, TRAINING & SUBSISTENCE | 400.00 |
| 5/7/2026 | THOMPSON, WELDON | TRAVEL, TRAINING & SUBSISTENCE | 89.84 |
| 5/12/2026 | CHICK-FIL-A #01021, N WALNUT CREEK | REFRESHMENTS/FOOD FOR MEETINGS | 1,630.50 |
| 5/12/2026 | COLDTUB | GENERAL SUPPLIES | 806.45 |
| 5/12/2026 | GAME ONE, CARDINAL'S SPOR | GENERAL SUPPLIES | 15,856.54 |
| 5/12/2026 | JIRA TIMING, KEVIN TOWNS | MISCELLANEOUS CONTRACTED SERVIC | 1,025.40 |
| 5/12/2026 | PURCELL, EUREKA | TRAVEL, TRAINING & SUBSISTENCE | 344.96 |
| 5/12/2026 | SPEAKES, JASON | TRAVEL, TRAINING & SUBSISTENCE | 400.00 |
| 5/12/2026 | WESTERN - BRW PAPER CO, OVOL USA | GENERAL SUPPLIES | 711.90 |
| 5/14/2026 | DREAM RANCH OFFICE SUPPLIES | GENERAL SUPPLIES | 571.74 |
| 5/14/2026 | TEXAS HIGH SCHOOL ATHLETIC DIRECTORS, | TRAVEL, TRAINING & SUBSISTENCE | 807.30 |
| 5/19/2026 | COSTA VIDA FRESH MEXICAN GRILL | REFRESHMENTS/FOOD FOR MEETINGS | 1,170.00 |
| 5/19/2026 | GAME ONE, CARDINAL'S SPOR | GENERAL SUPPLIES | 4,688.31 |
| 5/19/2026 | MANSFIELD OIL COMPANY, OF GAINESVILLE | TRAVEL AND SUBSISTENCE - STUDE | 59.62 |
| 5/21/2026 | MCCOLLUM, BYRON | TRAVEL, TRAINING & SUBSISTENCE | 348.58 |
| 5/21/2026 | METRO GOLF CARS, INC | CONTRACTED MAINTENANCE AND REP | 1,003.01 |
| 5/26/2026 | ALSUP, RANDALL | TRAVEL, TRAINING & SUBSISTENCE | 350.00 |
| 5/26/2026 | BIG GAME | GENERAL SUPPLIES | 2,462.73 |
| 5/26/2026 | GAME ONE, CARDINAL'S SPOR | GENERAL SUPPLIES | 17,593.88 |
| 5/28/2026 | GAME ONE, CARDINAL'S SPOR | GENERAL SUPPLIES | 391.03 |
| 5/28/2026 | PIONEER MANUFACTURING COMPANY, PIONI | CONTRACTED MAINTENANCE AND REP | 2,924.03 |
| 181 - ATHLETICS | | | 75,811.59 |
| 195 - ADVERTISING | | | |
| 5/7/2026 | LOWE'S COMPANIES, INC | OTHER SUPPLIES FOR M&O | 3.12 |
| 5/12/2026 | LOWE'S COMPANIES, INC | OTHER SUPPLIES FOR M&O | 18.98 |
| 5/12/2026 | POLLOCK INVESTMENTS INCORPORATED, VE | JANITORIAL SUPPLIES | 526.10 |
| 5/14/2026 | LOWE'S COMPANIES, INC | OTHER SUPPLIES FOR M&O | 28.44 |
| 5/14/2026 | WOODARD BUILDERS SUPPLY | OTHER SUPPLIES FOR M&O | 3,072.00 |
| 5/19/2026 | AMAZON CAPITAL SERVICES INC | OTHER SUPPLIES FOR M&O | 118.25 |
| 5/19/2026 | DIGITAL RESOURCES | MISCELLANEOUS CONTRACTED SERVIC | 1,976.00 |
| 5/19/2026 | DIGITAL RESOURCES | TECHNOLOGY EQUIPMNT <\$10000 | 3,034.11 |
| 5/19/2026 | SERVICE FIRST JANITORIAL LLC | MISCELLANEOUS CONTRACTED SERVIC | 27,052.02 |
| 5/19/2026 | STAPLES ADVANTAGE | GENERAL SUPPLIES | 311.51 |
| 5/21/2026 | JADEZ EVENTS DECOR, VERONICA SANCHEZ | MISCELLANEOUS CONTRACTED SERVIC | 1,041.99 |
| 5/21/2026 | PARKING SYSTEMS OF AMERICA | MISCELLANEOUS CONTRACTED SERVIC | 7,113.20 |
| 5/22/2026 | U.S. BANK NATIONAL ASSOCIATION | REFRESHMENTS/FOOD FOR MEETINGS | 288.96 |
| 5/26/2026 | ELECTRO ACOUSTICS & VIDEO, INC | MISCELLANEOUS CONTRACTED SERVIC | 10,720.20 |
| 5/26/2026 | ELECTRO ACOUSTICS & VIDEO, INC | OTHER EQUIPMNT <\$10000 | 10,033.05 |
| 5/28/2026 | B&H PHOTO-VIDEO-PRO-AUDIO | GENERAL SUPPLIES | 247.44 |
| 5/28/2026 | D&L ENTERTAINMENT SERVICES, INC | MISCELLANEOUS CONTRACTED SERVIC | 6,986.65 |
| 195 - ADVERTISING 290 | | | 72,572.02 |
| 196 - SPECIAL OPERATING FUND | | | |
| 5/4/2026 | U.S. BANK NATIONAL ASSOCIATION | GENERAL SUPPLIES | 40.39 |

MANSFIELD INDEPENDENT SCHOOL DISTRICT

Fund Disbursement Report for 5/1/2026 through 5/31/2026

| <u>DATE PAID</u> | <u>NAME</u> | <u>ITEM DESCRIPTION</u> | <u>AMOUNT</u> |
|-------------------------------------|---------------------------------------|--------------------------------|-------------------|
| 196 - SPECIAL OPERATING FUND | | | |
| 5/4/2026 | U.S. BANK NATIONAL ASSOCIATION | REFRESHMENTS/FOOD FOR MEETINGS | 97.76 |
| 5/5/2026 | B&H PHOTO-VIDEO-PRO-AUDIO | GENERAL SUPPLIES | 153.52 |
| 5/5/2026 | JASON'S DELI, MANSFIELD | MISCELLANEOUS OPERATING COSTS | 489.25 |
| 5/5/2026 | WESTERN - BRW PAPER CO, OVOL USA | GENERAL SUPPLIES | 244.59 |
| 5/7/2026 | AMAZON CAPITAL SERVICES INC | GENERAL SUPPLIES | 309.25 |
| 5/7/2026 | POSITIVE PROMOTIONS, INC | MISCELLANEOUS OPERATING COSTS | 243.20 |
| 5/12/2026 | QDOBA MEXICAN GRILL, BDAA HOLDINGS | REFRESHMENTS/FOOD FOR MEETINGS | 324.01 |
| 5/19/2026 | BABE'S CHICKEN DINNER HOUSE | REFRESHMENTS/FOOD FOR MEETINGS | 1,000.00 |
| 5/19/2026 | MAMA MOORE'S CONCESSIONS, LLC | REFRESHMENTS/FOOD FOR MEETINGS | 332.40 |
| 5/19/2026 | PALIO'S PIZZA CAFE' OF MANSFIELD | REFRESHMENTS/FOOD FOR MEETINGS | 185.50 |
| 5/19/2026 | QDOBA MEXICAN GRILL, BDAA HOLDINGS | REFRESHMENTS/FOOD FOR MEETINGS | 605.73 |
| 5/22/2026 | U.S. BANK NATIONAL ASSOCIATION | MISCELLANEOUS OPERATING COSTS | 98.80 |
| 5/22/2026 | U.S. BANK NATIONAL ASSOCIATION | REFRESHMENTS/FOOD FOR MEETINGS | 988.91 |
| 196 - SPECIAL OPERATING FUND | | | 5,113.31 |
| 198 - CCMR | | | |
| 5/1/2026 | STAPLES ADVANTAGE | GENERAL SUPPLIES | 39.68 |
| 5/4/2026 | U.S. BANK NATIONAL ASSOCIATION | REFRESHMENTS/FOOD FOR MEETINGS | 430.90 |
| 5/5/2026 | AMAZON CAPITAL SERVICES INC | GENERAL SUPPLIES | 604.92 |
| 5/5/2026 | B&B COMMERCIAL PRINTING, KENNETH BUR | MISCELLANEOUSCONTRACTED SERVIC | 125.00 |
| 5/5/2026 | TCU-OFFICE OF EXTENDED EDUCATION, APS | DEFERRED EXPENDITURES/EXPENSES | 50.00 |
| 5/5/2026 | TCU-OFFICE OF EXTENDED EDUCATION, APS | TRAVEL, TRAINING & SUBSISTENCE | 0.00 |
| 5/6/2026 | TRS | TEACHER RETIREMENT | 2,019.21 |
| 5/12/2026 | STAPLES ADVANTAGE | GENERAL SUPPLIES | 147.97 |
| 5/14/2026 | CDW GOVERNMENT | GENERAL SUPPLIES | 252.03 |
| 5/14/2026 | COLLEGE BOARD | TESTING MATERIALS | 15,487.50 |
| 5/14/2026 | KAREN DILLARD'S COLLEGE PREP L.P. | MISCELLANEOUSCONTRACTED SERVIC | 7,800.00 |
| 5/19/2026 | COLLEGE BOARD | TESTING MATERIALS | 110,003.00 |
| 5/19/2026 | ULINE | FURNITURE<\$10,000 | 756.15 |
| 5/21/2026 | JADEZ EVENTS DECOR, VERONICA SANCHEZ | MISCELLANEOUSCONTRACTED SERVIC | 548.00 |
| 5/22/2026 | U.S. BANK NATIONAL ASSOCIATION | REFRESHMENTS/FOOD FOR MEETINGS | 151.80 |
| 5/26/2026 | CDW GOVERNMENT | GENERAL SUPPLIES | 130.20 |
| 5/28/2026 | QDOBA MEXICAN GRILL, BDAA HOLDINGS | REFRESHMENTS/FOOD FOR MEETINGS | 286.01 |
| 198 - CCMR | | | 138,832.37 |
| 199 - GENERAL OPERATING | | | |
| 5/1/2026 | AMAZON CAPITAL SERVICES INC | GENERAL SUPPLIES | 330.55 |
| 5/1/2026 | EDUCATIONAL SERVICE SOLUTIONS | CONTRACTED MAINTENANCE AND REP | 32,388.00 |
| 5/1/2026 | ELLIOTT ELECTRIC SUPPLY INC | OTHER SUPPLIES FOR M&O | 298.20 |
| 5/1/2026 | J W PEPPER & SON, INC | GENERAL SUPPLIES | 508.89 |
| 5/1/2026 | JERRY'S GENERAL AUTOMOTIVE INC | CONTRACTED MAINTENANCE AND REP | 26.26 |
| 5/1/2026 | JET SECURITY LLC | MISCELLANEOUSCONTRACTED SERVIC | 2,640.00 |
| 5/1/2026 | JH GROUP LLC | CONTRACTED MAINTENANCE AND REP | 1,800.00 |
| 5/1/2026 | JOURNALISM EDUCATION ASSOCIATION | MEMBERSHIPS | 95.00 |
| 5/1/2026 | JULIE ANN ALLEN CONSULTING | MISCELLANEOUSCONTRACTED SERVIC | 660.00 |
| 5/1/2026 | PETROLEUM TRADERS CORPORATION | GASOLINE AND OTHER FUELS OR VE | 106,801.47 |
| 5/1/2026 | PINNACLE MEDICAL MANAGEMENT | PROFESSIONAL SERVICES | 3,195.00 |
| 5/1/2026 | POLLOCK INVESTMENTS INCORPORATED, VE | INVENTORY - WAREHOUSE SUPPLIES | 1,630.44 |
| 5/1/2026 | PYRAMID SCHOOL PRODUCTS | INVENTORY - WAREHOUSE SUPPLIES | 4,058.40 |
| 5/1/2026 | SHERWIN-WILLIAMS | OTHER SUPPLIES FOR M&O | 31.08 |
| 5/1/2026 | SMARTTRASH LLC, AMERICAN TRASH | CONTRACTED MAINTENANCE AND REP | 500.00 |
| 5/1/2026 | STAPLES ADVANTAGE | GENERAL SUPPLIES | 606.15 |
| 5/1/2026 | STAPLES ADVANTAGE | MISCELLANEOUS OPERATING COSTS | 100.00 |
| 5/1/2026 | TAHPERD | DEFERRED EXPENDITURES/EXPENSES | 370.00 |
| 5/1/2026 | TAHPERD | TRAVEL, TRAINING & SUBSISTENCE | 0.00 |

MANSFIELD INDEPENDENT SCHOOL DISTRICT

Fund Disbursement Report for 5/1/2026 through 5/31/2026

| <u>DATE PAID</u> | <u>NAME</u> | <u>ITEM DESCRIPTION</u> | <u>AMOUNT</u> |
|--------------------------------|---------------------------------------|--------------------------------|---------------|
| 199 - GENERAL OPERATING | | | |
| 5/1/2026 | TEXAS COUNCIL OF TEACHERS OF MATHEM/ | MEMBERSHIPS | 15.00 |
| 5/1/2026 | T-MOBILE USA INC. | UTILITIES - TELEPHONE | 326.26 |
| 5/1/2026 | TOTAL MAINTENANCE SOLUTIONS, TMS SOU' | OTHER SUPPLIES FOR M&O | 209.80 |
| 5/1/2026 | TREKORDA, LLC | MISCELLANEOUSCONTRACTED SERVIC | 632.50 |
| 5/1/2026 | UNITED REFRIGERATION INC | OTHER SUPPLIES FOR M&O | 513.84 |
| 5/1/2026 | VERITIV OPERATING CO. | GENERAL SUPPLIES | 269.22 |
| 5/1/2026 | VERITIV OPERATING CO. | INVENTORY - WAREHOUSE SUPPLIES | 5,849.42 |
| 5/1/2026 | WESTERN - BRW PAPER CO, OVOL USA | GENERAL SUPPLIES | 2,055.75 |
| 5/1/2026 | WESTERN - BRW PAPER CO, OVOL USA | MISCELLANEOUS OPERATING COSTS | 36.20 |
| 5/1/2026 | WHOLESALE ELECTRIC SUPPLY COMPANY, II | OTHER SUPPLIES FOR M&O | 616.39 |
| 5/1/2026 | WILLIAM V. MACGILL & CO. | GENERAL SUPPLIES | 121.18 |
| 5/1/2026 | WINSTON WATER COOLER OF FT WORTH | OTHER SUPPLIES FOR M&O | 1,101.66 |
| 5/4/2026 | U.S. BANK NATIONAL ASSOCIATION | GENERAL SUPPLIES | 4,984.36 |
| 5/4/2026 | U.S. BANK NATIONAL ASSOCIATION | INVENTORY - WAREHOUSE SUPPLIES | 1,146.24 |
| 5/4/2026 | U.S. BANK NATIONAL ASSOCIATION | MEMBERSHIPS | 220.00 |
| 5/4/2026 | U.S. BANK NATIONAL ASSOCIATION | MISCELLANEOUS OPERATING COSTS | 1,562.29 |
| 5/4/2026 | U.S. BANK NATIONAL ASSOCIATION | MISCELLANEOUSCONTRACTED SERVIC | 512.87 |
| 5/4/2026 | U.S. BANK NATIONAL ASSOCIATION | POSTAGE | 20.96 |
| 5/4/2026 | U.S. BANK NATIONAL ASSOCIATION | REFRESHMENTS/FOOD FOR MEETINGS | 9,880.39 |
| 5/4/2026 | U.S. BANK NATIONAL ASSOCIATION | SOFTWARE SUBSCRIPTIONS | 260.00 |
| 5/4/2026 | U.S. BANK NATIONAL ASSOCIATION | TESTING MATERIALS | 8,970.00 |
| 5/4/2026 | U.S. BANK NATIONAL ASSOCIATION | TRAVEL AND SUBSISTENCE - NON-E | 1,080.04 |
| 5/4/2026 | U.S. BANK NATIONAL ASSOCIATION | TRAVEL AND SUBSISTENCE - STUDE | 63,791.29 |
| 5/4/2026 | U.S. BANK NATIONAL ASSOCIATION | TRAVEL, TRAINING & SUBSISTENCE | 10,376.42 |
| 5/5/2026 | 2TEN MARKETING, LLC, JACLYN BUSTOS | MISCELLANEOUSCONTRACTED SERVIC | 6,998.00 |
| 5/5/2026 | ALICIA WOODS AUDIOLOGY LLC | MISCELLANEOUSCONTRACTED SERVIC | 525.00 |
| 5/5/2026 | ALVARADO VET CLINIC | MISCELLANEOUSCONTRACTED SERVIC | 553.46 |
| 5/5/2026 | AMAZON CAPITAL SERVICES INC | GENERAL SUPPLIES | 10,990.09 |
| 5/5/2026 | AMAZON CAPITAL SERVICES INC | MISCELLANEOUS OPERATING COSTS | 1,173.28 |
| 5/5/2026 | AMAZON CAPITAL SERVICES INC | OTHER SUPPLIES FOR M&O | 109.34 |
| 5/5/2026 | AMAZON CAPITAL SERVICES INC | READING/REF MATERIALS/DATABASE | 203.80 |
| 5/5/2026 | AMAZON CAPITAL SERVICES INC | REFRESHMENTS/FOOD FOR MEETINGS | 180.82 |
| 5/5/2026 | AMAZON CAPITAL SERVICES INC | TECHNOLOGY EQUIPMNT<\$10000 | 194.98 |
| 5/5/2026 | AMERICAN BEARING CO | OTHER SUPPLIES FOR M&O | 344.64 |
| 5/5/2026 | APPLE INC. | TECHNOLOGY EQUIPMNT<\$10000 | 1,472.00 |
| 5/5/2026 | ARTA TRAVEL | TRAVEL AND SUBSISTENCE - STUDE | 4,485.71 |
| 5/5/2026 | AT&T CORP | UTILITIES - TELEPHONE | 134.41 |
| 5/5/2026 | AT&T GIGA MAN | UTILITIES - TELEPHONE | 6,985.41 |
| 5/5/2026 | AT&T MOBILITY | UTILITIES - TELEPHONE | 219.52 |
| 5/5/2026 | AWARDS 4 WINNERS | MISCELLANEOUS OPERATING COSTS | 848.75 |
| 5/5/2026 | B&B COMMERCIAL PRINTING, KENNETH BURI | MISCELLANEOUSCONTRACTED SERVIC | 715.00 |
| 5/5/2026 | B&H PHOTO-VIDEO-PRO-AUDIO | GENERAL SUPPLIES | 1,239.52 |
| 5/5/2026 | B&H PHOTO-VIDEO-PRO-AUDIO | OTHER EQUIPMNT<\$10000 | 5,902.70 |
| 5/5/2026 | BEN E. KEITH COMPANY | GENERAL SUPPLIES | 777.75 |
| 5/5/2026 | BINKLEY, CATHERINE | MISCELLANEOUSCONTRACTED SERVIC | 165.00 |
| 5/5/2026 | BLICK ART MATERIALS,LLC | GENERAL SUPPLIES | 500.65 |
| 5/5/2026 | BLOND, JASMINE | MISCELLANEOUSCONTRACTED SERVIC | 250.00 |
| 5/5/2026 | BOUND TO STAY BOUND BOOKS INC | READING/REF MATERIALS/DATABASE | 1,247.71 |
| 5/5/2026 | BROOKS, MARIAM | TRAVEL, TRAINING & SUBSISTENCE | 37.80 |
| 5/5/2026 | BROWN, BENJAMIN | MISCELLANEOUSCONTRACTED SERVIC | 110.00 |
| 5/5/2026 | BUSINESS INTERIORS | GENERAL SUPPLIES | 2,359.25 |
| 5/5/2026 | BUSINESS ESSENTIALS, CMBC INVESTMENT: | FURNITURE<\$10,000 | 1,388.28 |
| 5/5/2026 | BUSINESS ESSENTIALS, CMBC INVESTMENT: | GENERAL SUPPLIES | 823.89 |
| 5/5/2026 | CAROLINA BIOLOGICAL SPLY CO | GENERAL SUPPLIES | 429.86 |
| 5/5/2026 | CDW GOVERNMENT | GENERAL SUPPLIES | 163.35 |

MANSFIELD INDEPENDENT SCHOOL DISTRICT

Fund Disbursement Report for 5/1/2026 through 5/31/2026

| <u>DATE PAID</u> | <u>NAME</u> | <u>ITEM DESCRIPTION</u> | <u>AMOUNT</u> |
|--------------------------------|---------------------------------------|--------------------------------|---------------|
| 199 - GENERAL OPERATING | | | |
| 5/5/2026 | CDW GOVERNMENT | SOFTWARE SUBSCRIPTIONS | 6.60 |
| 5/5/2026 | CDW GOVERNMENT | TECHNOLOGY EQUIPMNT<\$10000 | 224.19 |
| 5/5/2026 | CENTERLINE SUPPLY, LTD | OTHER SUPPLIES FOR M&O | 336.83 |
| 5/5/2026 | CHAVEZ, JESSE | MISCELLANEOUSCONTRACTED SERVIC | 550.00 |
| 5/5/2026 | CHEERLEADING COMPANY INC. | GENERAL SUPPLIES | 553.60 |
| 5/5/2026 | CHICK-FIL-A #01021, N WALNUT CREEK | REFRESHMENTS/FOOD FOR MEETINGS | 516.00 |
| 5/5/2026 | CICI'S PIZZA #412 WALNUT CREEK | REFRESHMENTS/FOOD FOR MEETINGS | 210.00 |
| 5/5/2026 | CINTAS CORPORATION NO. 2 | GENERAL SUPPLIES | 40.00 |
| 5/5/2026 | CLASSIC TURF EQUIPMENT | OTHER SUPPLIES FOR M&O | 64.80 |
| 5/5/2026 | CLEBURNE TIMES REVIEW | STATUTORILY REQ PUBLIC NOTICE | 330.00 |
| 5/5/2026 | CLIBORN, MARY | MISCELLANEOUSCONTRACTED SERVIC | 2,168.00 |
| 5/5/2026 | COFFMAN, REBECCA | TRAVEL AND SUBSISTENCE - STUDE | 471.84 |
| 5/5/2026 | COMMERCIAL RECORDER | STATUTORILY REQ PUBLIC NOTICE | 171.00 |
| 5/5/2026 | COMPLETE SUPPLY, INC | INVENTORY - WAREHOUSE SUPPLIES | 438.45 |
| 5/5/2026 | CORNELIUS, AIDEN | MISCELLANEOUSCONTRACTED SERVIC | 1,825.00 |
| 5/5/2026 | DALLAS ISD GRAPHICS DEPARTMENT | MISCELLANEOUSCONTRACTED SERVIC | 405.72 |
| 5/5/2026 | DEAN, VICTORIA | TRAVEL AND SUBSISTENCE - STUDE | 180.00 |
| 5/5/2026 | DELCOM GROUP LP | TECHNOLOGY EQUIPMNT<\$10000 | 683.89 |
| 5/5/2026 | DEMCO INC | GENERAL SUPPLIES | 84.76 |
| 5/5/2026 | DODSON, ANGELA | MISCELLANEOUSCONTRACTED SERVIC | 84.00 |
| 5/5/2026 | DREAM RANCH OFFICE SUPPLIES | GENERAL SUPPLIES | 1,025.42 |
| 5/5/2026 | DYNAMO TANK, LLC | MISCELLANEOUS OPERATING COSTS | 637.40 |
| 5/5/2026 | EINSTEIN'S BROS BAGELS | REFRESHMENTS/FOOD FOR MEETINGS | 281.83 |
| 5/5/2026 | ELLIOTT ELECTRIC SUPPLY INC | OTHER SUPPLIES FOR M&O | 441.51 |
| 5/5/2026 | FASTSIGNS 10303 | CONTRACTED MAINTENANCE AND REP | 1,056.49 |
| 5/5/2026 | FOLLETT CONTENT SOLUTIONS, LLC, BOOKS | READING/REF MATERIALS/DATABASE | 272.73 |
| 5/5/2026 | FREY, THOMAS | MISCELLANEOUSCONTRACTED SERVIC | 660.00 |
| 5/5/2026 | FRONTIER WASTE SOLUTIONS, FRONTIER AC | UTILITIES - TRASH | 35,277.14 |
| 5/5/2026 | GENUINE PARTS COMPANY-NAPA | GASOLINE AND OTHER FUELS OR VE | 1,070.08 |
| 5/5/2026 | GENUINE PARTS COMPANY-NAPA | OTHER SUPPLIES FOR M&O | 173.89 |
| 5/5/2026 | GENUINE PARTS COMPANY-NAPA | VEHICLE PARTS & SUPPLIES | 2,041.86 |
| 5/5/2026 | GOT YOU COVERED WORK WEAR & UNIFORM | GENERAL SUPPLIES | 678.28 |
| 5/5/2026 | GRAINGER | FURNITURE<\$10,000 | 3,085.48 |
| 5/5/2026 | GRAINGER | GENERAL SUPPLIES | 620.88 |
| 5/5/2026 | HARDIE'S FRESH FOODS, DAIRYLAND PRODU | GENERAL SUPPLIES | 470.20 |
| 5/5/2026 | HARMON, ANNE MARIE | TRAVEL, TRAINING & SUBSISTENCE | 592.74 |
| 5/5/2026 | HAZELWOOD, LISA | TRAVEL, TRAINING & SUBSISTENCE | 218.00 |
| 5/5/2026 | HOPE KING TEACHING RESOURCES | DEFERRED EXPENDITURES/EXPENSES | 79.00 |
| 5/5/2026 | HOPE KING TEACHING RESOURCES | TRAVEL, TRAINING & SUBSISTENCE | 0.00 |
| 5/5/2026 | J W PEPPER & SON, INC | GENERAL SUPPLIES | 255.00 |
| 5/5/2026 | JANESKI, DARLENE | MISCELLANEOUSCONTRACTED SERVIC | 2,000.00 |
| 5/5/2026 | JERRY'S GENERAL AUTOMOTIVE INC | CONTRACTED MAINTENANCE AND REP | 702.21 |
| 5/5/2026 | JET SECURITY LLC | MISCELLANEOUSCONTRACTED SERVIC | 2,640.00 |
| 5/5/2026 | JH GROUP LLC | CONTRACTED MAINTENANCE AND REP | 800.00 |
| 5/5/2026 | JONES SCHOOL SUPPLY | MISCELLANEOUS OPERATING COSTS | 1,401.83 |
| 5/5/2026 | JONES, SARAH | MISCELLANEOUSCONTRACTED SERVIC | 1,000.00 |
| 5/5/2026 | JOYCE, ASHLEIGH | TRAVEL, TRAINING & SUBSISTENCE | 433.60 |
| 5/5/2026 | KLEEN-AIR FILTER SERVICE & SALES | OTHER SUPPLIES FOR M&O | 5,903.16 |
| 5/5/2026 | KNOX, QUENTIN | MISCELLANEOUSCONTRACTED SERVIC | 165.00 |
| 5/5/2026 | KOETTER FIRE PROTECTION, LLC | CONTRACTED MAINTENANCE AND REP | 200.00 |
| 5/5/2026 | LENDAN COMMUNICATIONS | MISCELLANEOUSCONTRACTED SERVIC | 2,132.80 |
| 5/5/2026 | LEWIS, ALYSSA | TRAVEL, TRAINING & SUBSISTENCE | 600.00 |
| 5/5/2026 | LOWE'S COMPANIES, INC | GENERAL SUPPLIES | 849.77 |
| 5/5/2026 | LOWE'S COMPANIES, INC | OTHER SUPPLIES FOR M&O | 514.61 |
| 5/5/2026 | MAILLOUX-SMITH, DAWN | TRAVEL, TRAINING & SUBSISTENCE | 41.02 |

MANSFIELD INDEPENDENT SCHOOL DISTRICT

Fund Disbursement Report for 5/1/2026 through 5/31/2026

| <u>DATE PAID</u> | <u>NAME</u> | <u>ITEM DESCRIPTION</u> | <u>AMOUNT</u> |
|--------------------------------|--|---------------------------------|---------------|
| 199 - GENERAL OPERATING | | | |
| 5/5/2026 | MAMA MOORE'S CONCESSIONS, LLC | REFRESHMENTS/FOOD FOR MEETINGS | 173.75 |
| 5/5/2026 | MANSFIELD GAS & EXHAUST | OTHER SUPPLIES FOR M&O | 154.00 |
| 5/5/2026 | MASSEY SERVICES, INC. | CONTRACTED MAINTENANCE AND REP | 600.00 |
| 5/5/2026 | MAXI AIDS INC | GENERAL SUPPLIES | 79.01 |
| 5/5/2026 | MELE, DANIEL | TRAVEL AND SUBSISTENCE - STUDE | 170.00 |
| 5/5/2026 | MILLER, DENISE | TRAVEL, TRAINING & SUBSISTENCE | 95.34 |
| 5/5/2026 | MOORE SUPPLY COMPANY | OTHER SUPPLIES FOR M&O | 111.62 |
| 5/5/2026 | MR. C SERVICES | CONTRACTED MAINTENANCE AND REP | 200.00 |
| 5/5/2026 | MUEHR, KARISSA | MISCELLANEOUS CONTRACTED SERVIC | 250.00 |
| 5/5/2026 | MUSIC AND ARTS CENTER - ATTN: ACCOUNTS | CONTRACTED MAINTENANCE AND REP | 418.00 |
| 5/5/2026 | MUTTERER, JASON | TRAVEL, TRAINING & SUBSISTENCE | 366.69 |
| 5/5/2026 | NATIONAL COUNCIL OF TEACHERS OF MATHE | MEMBERSHIPS | 198.00 |
| 5/5/2026 | NATIONAL RECRUITING CONSULTANTS, LLC | PROFESSIONAL SERVICES | 11,575.46 |
| 5/5/2026 | NORTH TEXAS FIRE LLC | MISCELLANEOUS CONTRACTED SERVIC | 2,600.00 |
| 5/5/2026 | NORTON METALS | GENERAL SUPPLIES | 917.48 |
| 5/5/2026 | NOTHING BUNDT CAKES, NBC MANSFIELD | REFRESHMENTS/FOOD FOR MEETINGS | 207.00 |
| 5/5/2026 | NOVO STAFFING, P20 PARENT INC | PROFESSIONAL SERVICES | 7,489.17 |
| 5/5/2026 | NYE, JANET | MISCELLANEOUS CONTRACTED SERVIC | 42.00 |
| 5/5/2026 | ODP BUSINESS SOLUTIONS LLC, OFFICE DEF | GENERAL SUPPLIES | 239.88 |
| 5/5/2026 | ODP BUSINESS SOLUTIONS LLC, OFFICE DEF | MISCELLANEOUS OPERATING COSTS | 103.40 |
| 5/5/2026 | O'REILLY AUTO PARTS, O'REILLY AUTO LLC | VEHICLE PARTS & SUPPLIES | 1,378.11 |
| 5/5/2026 | PATHWAY COMMUNICATIONS LTD | MISCELLANEOUS CONTRACTED SERVIC | 1,690.00 |
| 5/5/2026 | PATHWAY COMMUNICATIONS LTD | TECHNOLOGY EQUIPMNT <\$10000 | 2,357.00 |
| 5/5/2026 | PEPWEAR, LLC | MISCELLANEOUS OPERATING COSTS | 1,248.00 |
| 5/5/2026 | PETROLEUM TRADERS CORPORATION | GASOLINE AND OTHER FUELS OR VE | 59,931.08 |
| 5/5/2026 | PFEIFFER, RACHEL | MISCELLANEOUS CONTRACTED SERVIC | 250.00 |
| 5/5/2026 | PHAM, THAO | MISCELLANEOUS CONTRACTED SERVIC | 110.00 |
| 5/5/2026 | PINNACLE MEDICAL MANAGEMENT | PROFESSIONAL SERVICES | 475.00 |
| 5/5/2026 | POCKET NURSE | GENERAL SUPPLIES | 501.29 |
| 5/5/2026 | POLYPRINTER, KINETRIC INC. | GENERAL SUPPLIES | 429.00 |
| 5/5/2026 | PORRAS, MIRANDA | MISCELLANEOUS CONTRACTED SERVIC | 360.00 |
| 5/5/2026 | PUCKETT, DAVID | MISCELLANEOUS CONTRACTED SERVIC | 275.00 |
| 5/5/2026 | RAISING CANE'S RESTAURANTS, LLC | REFRESHMENTS/FOOD FOR MEETINGS | 244.75 |
| 5/5/2026 | REGION 4 ESC | EDUCATION SERVICE CENTER SERVI | 165.00 |
| 5/5/2026 | RELIABLE PARTS INC. | OTHER SUPPLIES FOR M&O | 20.73 |
| 5/5/2026 | ROADRUNNER CHARTERS, INC. | TRAVEL AND SUBSISTENCE - STUDE | 1,500.00 |
| 5/5/2026 | ROMEO MUSIC LLC | MISCELLANEOUS CONTRACTED SERVIC | 250.00 |
| 5/5/2026 | ROSA'S CAFE & TORTILLA FACTORY LTD. | REFRESHMENTS/FOOD FOR MEETINGS | 264.10 |
| 5/5/2026 | ROTH, BRENDAN | MISCELLANEOUS CONTRACTED SERVIC | 252.00 |
| 5/5/2026 | RUSSELL FEED & SUPPLY, RUSSELL FEED IN | GENERAL SUPPLIES | 7,848.38 |
| 5/5/2026 | SANDERS, JENNIFER | MISCELLANEOUS CONTRACTED SERVIC | 250.00 |
| 5/5/2026 | SCHOOL NURSE SUPPLY, INC | GENERAL SUPPLIES | 89.10 |
| 5/5/2026 | SCHOOL SPECIALTY, LLC | GENERAL SUPPLIES | 179.94 |
| 5/5/2026 | SHC SERVICES INC | PROFESSIONAL SERVICES | 2,421.25 |
| 5/5/2026 | SHERWIN-WILLIAMS | OTHER SUPPLIES FOR M&O | 62.61 |
| 5/5/2026 | SHERWOOD, TIMOTHY | TRAVEL AND SUBSISTENCE - STUDE | 170.00 |
| 5/5/2026 | SMITHERMAN, MISTY | TRAVEL AND SUBSISTENCE - STUDE | 123.00 |
| 5/5/2026 | SOLIANT HEALTH | PROFESSIONAL SERVICES | 9,344.50 |
| 5/5/2026 | SOTO, JESSICA | TRAVEL AND SUBSISTENCE - STUDE | 243.00 |
| 5/5/2026 | SPIRIT WORX | MISCELLANEOUS OPERATING COSTS | 187.38 |
| 5/5/2026 | SPOTTER STAFFING | PROFESSIONAL SERVICES | 2,400.00 |
| 5/5/2026 | STAPLES ADVANTAGE | FURNITURE <\$10,000 | 539.97 |
| 5/5/2026 | STAPLES ADVANTAGE | GENERAL SUPPLIES | 1,241.16 |
| 5/5/2026 | STAPLES ADVANTAGE | MISCELLANEOUS OPERATING COSTS | 1,903.53 |
| 5/5/2026 | STAPP, CHARLES | TRAVEL, TRAINING & SUBSISTENCE | 74.95 |

MANSFIELD INDEPENDENT SCHOOL DISTRICT

Fund Disbursement Report for 5/1/2026 through 5/31/2026

| <u>DATE PAID</u> | <u>NAME</u> | <u>ITEM DESCRIPTION</u> | <u>AMOUNT</u> |
|--------------------------------|---|---------------------------------|---------------|
| 199 - GENERAL OPERATING | | | |
| 5/5/2026 | STARNES, DAVID | TRAVEL, TRAINING & SUBSISTENCE | 92.00 |
| 5/5/2026 | STONE SHEILD INVESTMENTS LLC, DIGITAL F | MISCELLANEOUS CONTRACTED SERVIC | 1,227.50 |
| 5/5/2026 | SUNDANCE EVENTS | RENTALS-OPERATING LEASES | 408.46 |
| 5/5/2026 | TARRANT COUNTY TAX OFFICE | MISCELLANEOUS OPERATING COSTS | 10.25 |
| 5/5/2026 | TEXAS AIRSYSTEMS, LLC | OTHER SUPPLIES FOR M&O | 824.00 |
| 5/5/2026 | TEXAS OVERHEAD DOOR LLC, PASSCO | CONTRACTED MAINTENANCE AND REP | 281.88 |
| 5/5/2026 | TEXAS SCHOOL FOR THE BLIND & VISUALLY I | RECLASSIFIED TRANSPORTATION EX | 2,128.00 |
| 5/5/2026 | TEXAS WATER PRODUCTS, INC | OTHER SUPPLIES FOR M&O | 0.00 |
| 5/5/2026 | TOTAL MAINTENANCE SOLUTIONS, TMS SOU | OTHER SUPPLIES FOR M&O | 48.57 |
| 5/5/2026 | TRANE, ACCT #8162331 | OTHER SUPPLIES FOR M&O | 2,240.56 |
| 5/5/2026 | TREKORDA, LLC | MISCELLANEOUS CONTRACTED SERVIC | 2,012.50 |
| 5/5/2026 | TWISTY DONUT | REFRESHMENTS/FOOD FOR MEETINGS | 382.76 |
| 5/5/2026 | TXU ENERGY RETAIL COMPANY LLC, VISTRA | UTILITIES - ELECTRICITY | 323,696.23 |
| 5/5/2026 | U.S. BANK NATIONAL ASSOCIATION | OTHER SUPPLIES FOR M&O | 304.07 |
| 5/5/2026 | UNIFIRST HOLDINGS, INC | RENTALS-OPERATING LEASES | 758.98 |
| 5/5/2026 | UNITED COOPERATIVE SERVICES, DBA | UTILITIES - ELECTRICITY | 22,043.78 |
| 5/5/2026 | UNITED REFRIGERATION INC | OTHER SUPPLIES FOR M&O | 818.09 |
| 5/5/2026 | VERITIV OPERATING CO. | INVENTORY - WAREHOUSE SUPPLIES | 17,349.92 |
| 5/5/2026 | WESTERN - BRW PAPER CO, OVOL USA | GENERAL SUPPLIES | 4,879.77 |
| 5/5/2026 | WHOLESALE ELECTRIC SUPPLY COMPANY, II | OTHER SUPPLIES FOR M&O | 349.61 |
| 5/5/2026 | WILLIAM V. MACGILL & CO. | GENERAL SUPPLIES | 275.30 |
| 5/5/2026 | WOODALL, MICHELLE | TRAVEL AND SUBSISTENCE - STUDE | 155.90 |
| 5/5/2026 | WRIGHT, DAVID | TRAVEL, TRAINING & SUBSISTENCE | 44.62 |
| 5/6/2026 | TRS | TEACHER RETIREMENT | 911,901.94 |
| 5/7/2026 | AMAZON CAPITAL SERVICES INC | BUILDING SUPPLIES | 241.15 |
| 5/7/2026 | AMAZON CAPITAL SERVICES INC | FURNITURE<\$10,000 | 1,254.93 |
| 5/7/2026 | AMAZON CAPITAL SERVICES INC | GENERAL SUPPLIES | 17,278.99 |
| 5/7/2026 | AMAZON CAPITAL SERVICES INC | MISCELLANEOUS OPERATING COSTS | 2,270.35 |
| 5/7/2026 | AMAZON CAPITAL SERVICES INC | READING/REF MATERIALS/DATABASE | 674.44 |
| 5/7/2026 | AMAZON CAPITAL SERVICES INC | REFRESHMENTS/FOOD FOR MEETINGS | 1,161.81 |
| 5/7/2026 | AMAZON CAPITAL SERVICES INC | TECHNOLOGY EQUIPMNT<\$10000 | 254.42 |
| 5/7/2026 | AT&T MOBILITY | UTILITIES - TELEPHONE | 2,361.58 |
| 5/7/2026 | AWARD CENTER | MISCELLANEOUS OPERATING COSTS | 1,726.88 |
| 5/7/2026 | BEN E. KEITH COMPANY | GENERAL SUPPLIES | 860.08 |
| 5/7/2026 | BENCHMARK SIGNS, BROOKS & BROOKS | CONTRACTED MAINTENANCE AND REP | 1,703.00 |
| 5/7/2026 | BLICK ART MATERIALS, LLC | GENERAL SUPPLIES | 682.62 |
| 5/7/2026 | BREEDON, AMANDA | TRAVEL, TRAINING & SUBSISTENCE | 118.87 |
| 5/7/2026 | BROWN, BENJAMIN | MISCELLANEOUS CONTRACTED SERVIC | 250.00 |
| 5/7/2026 | BUCK, BRANDY | TRAVEL, TRAINING & SUBSISTENCE | 127.89 |
| 5/7/2026 | CAROLINA BIOLOGICAL SPLY CO | GENERAL SUPPLIES | 117.42 |
| 5/7/2026 | CAS-CLAIMS ADMINISTRATIVE SVCS | OTHER | 89,328.99 |
| 5/7/2026 | CDW GOVERNMENT | TECHNOLOGY EQUIPMNT<\$10000 | 589.60 |
| 5/7/2026 | CENTEGIX | SBITA PRINCIPAL PAYMENT | 150,866.67 |
| 5/7/2026 | CESCO INC | TECHNOLOGY EQUIPMNT<\$10000 | 329.00 |
| 5/7/2026 | CHATHAM, GREGORY | TRAVEL, TRAINING & SUBSISTENCE | 92.50 |
| 5/7/2026 | CHICK-FIL-A #01021, N WALNUT CREEK | REFRESHMENTS/FOOD FOR MEETINGS | 125.00 |
| 5/7/2026 | CITY OF GRAND PRAIRIE, WATER UTILITIES | UTILITIES - WATER | 5,994.93 |
| 5/7/2026 | COSTA VIDA FRESH MEXICAN GRILL | REFRESHMENTS/FOOD FOR MEETINGS | 1,049.25 |
| 5/7/2026 | DOUCET, PAUL | MISCELLANEOUS CONTRACTED SERVIC | 250.00 |
| 5/7/2026 | DREAM RANCH OFFICE SUPPLIES | GENERAL SUPPLIES | 2,114.89 |
| 5/7/2026 | EAI EDUCATION INC | GENERAL SUPPLIES | 338.15 |
| 5/7/2026 | EARTHWORKS INC | CONTRACTED MAINTENANCE AND REP | 36,963.00 |
| 5/7/2026 | FLINN SCIENTIFIC, INC | GENERAL SUPPLIES | 274.82 |
| 5/7/2026 | FOLLETT CONTENT SOLUTIONS, LLC, BOOKS | READING/REF MATERIALS/DATABASE | 5,334.86 |
| 5/7/2026 | GAS AND SUPPLY NORTH TEXAS LLC | GENERAL SUPPLIES | 2,667.32 |

MANSFIELD INDEPENDENT SCHOOL DISTRICT

Fund Disbursement Report for 5/1/2026 through 5/31/2026

| <u>DATE PAID</u> | <u>NAME</u> | <u>ITEM DESCRIPTION</u> | <u>AMOUNT</u> |
|--------------------------------|---------------------------------------|--------------------------------|---------------|
| 199 - GENERAL OPERATING | | | |
| 5/7/2026 | GENERATION GENIUS, INC. | DEFERRED EXPENDITURES/EXPENSES | 2,395.00 |
| 5/7/2026 | GENERATION GENIUS, INC. | SOFTWARE SUBSCRIPTIONS | 0.00 |
| 5/7/2026 | GENUINE PARTS COMPANY-NAPA | GASOLINE AND OTHER FUELS OR VE | 339.54 |
| 5/7/2026 | GENUINE PARTS COMPANY-NAPA | GENERAL SUPPLIES | 455.58 |
| 5/7/2026 | GENUINE PARTS COMPANY-NAPA | OTHER SUPPLIES FOR M&O | 144.02 |
| 5/7/2026 | GENUINE PARTS COMPANY-NAPA | VEHICLE PARTS & SUPPLIES | 12,375.49 |
| 5/7/2026 | GOINS, ANDREW | MISCELLANEOUSCONTRACTED SERVIC | 1,100.00 |
| 5/7/2026 | GOVCONNECTION INC | TECHNOLOGY EQUIPMNT<\$10000 | 459.66 |
| 5/7/2026 | GRAHAM, DAVID | CONTRACTED MAINTENANCE AND REP | 687.00 |
| 5/7/2026 | GREEN, JIMMIE | TRAVEL AND SUBSISTENCE - STUDE | 123.00 |
| 5/7/2026 | GROGGY DOG SPORTSWEAR | MISCELLANEOUSCONTRACTED SERVIC | 809.21 |
| 5/7/2026 | HABIB, IMRAN | MISCELLANEOUSCONTRACTED SERVIC | 110.00 |
| 5/7/2026 | HARDIE'S FRESH FOODS, DAIRYLAND PRODU | GENERAL SUPPLIES | 420.75 |
| 5/7/2026 | HORN, KIZZY | OTHER REVENUES FROM LOCAL SOUR | 0.00 |
| 5/7/2026 | HOSTIN, ELIZABETH | TRAVEL, TRAINING & SUBSISTENCE | 367.74 |
| 5/7/2026 | ISTE + ASCD, ROBIN MERGER CORP | MEMBERSHIPS | 129.00 |
| 5/7/2026 | J W PEPPER & SON, INC | GENERAL SUPPLIES | 958.59 |
| 5/7/2026 | JACKSON, NATHAN | MISCELLANEOUSCONTRACTED SERVIC | 1,130.00 |
| 5/7/2026 | JADEZ EVENTS DECOR, VERONICA SANCHEZ | RENTALS-OPERATING LEASES | 289.99 |
| 5/7/2026 | JASON'S DELI, MANSFIELD | REFRESHMENTS/FOOD FOR MEETINGS | 162.98 |
| 5/7/2026 | JOYCE, ASHLEIGH | TRAVEL, TRAINING & SUBSISTENCE | 455.33 |
| 5/7/2026 | KNATT, PAULA | TRAVEL, TRAINING & SUBSISTENCE | 173.97 |
| 5/7/2026 | KNOX, QUENTIN | MISCELLANEOUSCONTRACTED SERVIC | 250.00 |
| 5/7/2026 | LANGO LLC | MISCELLANEOUSCONTRACTED SERVIC | 717.16 |
| 5/7/2026 | LAWN PATROL SERVICE, INC | CONTRACTED MAINTENANCE AND REP | 27,609.94 |
| 5/7/2026 | LENDAN COMMUNICATIONS | MISCELLANEOUSCONTRACTED SERVIC | 2,599.00 |
| 5/7/2026 | LONGHORN, INC. | OTHER SUPPLIES FOR M&O | 70.40 |
| 5/7/2026 | LOSOS, ABBY | MISCELLANEOUSCONTRACTED SERVIC | 1,176.00 |
| 5/7/2026 | LOWE'S COMPANIES, INC | BUILDING SUPPLIES | 113.17 |
| 5/7/2026 | LOWE'S COMPANIES, INC | GENERAL SUPPLIES | 38.61 |
| 5/7/2026 | LOWE'S COMPANIES, INC | OTHER SUPPLIES FOR M&O | 83.48 |
| 5/7/2026 | MAHER, VICTORIA | MISCELLANEOUSCONTRACTED SERVIC | 1,155.00 |
| 5/7/2026 | MAILLOUX-SMITH, DAWN | TRAVEL, TRAINING & SUBSISTENCE | 30.66 |
| 5/7/2026 | MASSEY SERVICES, INC. | CONTRACTED MAINTENANCE AND REP | 895.00 |
| 5/7/2026 | METAL SUPERMARKETS FT WORTH | OTHER SUPPLIES FOR M&O | 531.03 |
| 5/7/2026 | MILLER, CLAIRE | MISCELLANEOUSCONTRACTED SERVIC | 180.00 |
| 5/7/2026 | MOORE SUPPLY COMPANY | OTHER SUPPLIES FOR M&O | 1,238.95 |
| 5/7/2026 | NEXTGEN SECURITY LLC | BUILDING SUPPLIES | 5,388.00 |
| 5/7/2026 | NEXTGEN SECURITY LLC | CONTRACTED MAINTENANCE AND REP | 7,087.47 |
| 5/7/2026 | NEXTGEN SECURITY LLC | MISCELLANEOUSCONTRACTED SERVIC | 2,276.00 |
| 5/7/2026 | NEXTGEN SECURITY LLC | SOFTWARE SUBSCRIPTIONS | 2,513.00 |
| 5/7/2026 | NORTH TEXAS FIRE LLC | CONTRACTED MAINTENANCE AND REP | 500.00 |
| 5/7/2026 | OPEN EDUCATION AND DEVELOPMENT GROU | TESTING MATERIALS | 1,710.00 |
| 5/7/2026 | OVERDRIVE, INC | READING/REF MATERIALS/DATABASE | 106.00 |
| 5/7/2026 | PARTSXPRESS/WHALEY FOODSERVICE | OTHER SUPPLIES FOR M&O | 272.70 |
| 5/7/2026 | PEDIGO'S AUTO GLASS | CONTRACTED MAINTENANCE AND REP | 160.00 |
| 5/7/2026 | PETROLEUM TRADERS CORPORATION | GASOLINE AND OTHER FUELS OR VE | 60,888.22 |
| 5/7/2026 | PINNACLE MEDICAL MANAGEMENT | PROFESSIONAL SERVICES | 170.00 |
| 5/7/2026 | POLLOCK INVESTMENTS INCORPORATED, VE | INVENTORY - WAREHOUSE SUPPLIES | 75.60 |
| 5/7/2026 | POSITIVE PROMOTIONS, INC | MISCELLANEOUS OPERATING COSTS | 357.00 |
| 5/7/2026 | PRESSMAN PRINTING INC. | MISCELLANEOUSCONTRACTED SERVIC | 1,125.42 |
| 5/7/2026 | PROJECT LEAD THE WAY INC | GENERAL SUPPLIES | 659.75 |
| 5/7/2026 | REGION 11 ESC | UTILITIES - TELEPHONE | 3,600.00 |
| 5/7/2026 | REGION 11 TAPT | MEMBERSHIPS | 175.00 |
| 5/7/2026 | REPUBLIC SERVICES INC | UTILITIES - TRASH | 2,271.46 |

MANSFIELD INDEPENDENT SCHOOL DISTRICT

Fund Disbursement Report for 5/1/2026 through 5/31/2026

| <u>DATE PAID</u> | <u>NAME</u> | <u>ITEM DESCRIPTION</u> | <u>AMOUNT</u> |
|--------------------------------|---|---------------------------------|---------------|
| 199 - GENERAL OPERATING | | | |
| 5/7/2026 | ROACH, HOWARD, SMITH & BARTON, INC | DEFERRED EXPENDITURES/EXPENSES | 450.00 |
| 5/7/2026 | ROACH, HOWARD, SMITH & BARTON, INC | INSURANCE AND BONDING COSTS | 0.00 |
| 5/7/2026 | ROE, CHARLES | TRAVEL, TRAINING & SUBSISTENCE | 399.30 |
| 5/7/2026 | ROSA'S CAFE & TORTILLA FACTORY LTD. | REFRESHMENTS/FOOD FOR MEETINGS | 303.50 |
| 5/7/2026 | SCHOOL SPECIALTY, LLC | GENERAL SUPPLIES | 2,255.36 |
| 5/7/2026 | SKILLS USA, INC, NATIONAL EVENTS | TRAVEL AND SUBSISTENCE - STUDE | 35.00 |
| 5/7/2026 | SMOOT, STEPHEN | MISCELLANEOUS CONTRACTED SERVIC | 605.00 |
| 5/7/2026 | STAPLES ADVANTAGE | GENERAL SUPPLIES | 762.37 |
| 5/7/2026 | STERICYCLE | MISCELLANEOUS CONTRACTED SERVIC | 128.31 |
| 5/7/2026 | STOKES, FAIDA | TRAVEL, TRAINING & SUBSISTENCE | 373.80 |
| 5/7/2026 | TACO CABANA | REFRESHMENTS/FOOD FOR MEETINGS | 623.40 |
| 5/7/2026 | TAHPERD | DEFERRED EXPENDITURES/EXPENSES | 70.00 |
| 5/7/2026 | TAHPERD | TRAVEL, TRAINING & SUBSISTENCE | 0.00 |
| 5/7/2026 | TERRACON CONSULTANTS, INC | MISCELLANEOUS CONTRACTED SERVIC | 3,100.00 |
| 5/7/2026 | TEXAS COMMISSION ON ENVIRONMENTAL QI | CONTRACTED MAINTENANCE AND REP | 50.00 |
| 5/7/2026 | TEXAS DEPT OF PUBLIC SAFETY | MISCELLANEOUS OPERATING COSTS | 250.00 |
| 5/7/2026 | TEXAS SCHOOL FOR THE BLIND & VISUALLY I | RECLASSIFIED TRANSPORTATION EX | 1,729.00 |
| 5/7/2026 | TEXAS VETERINARY MEDICAL ASSOC | TESTING MATERIALS | 145.00 |
| 5/7/2026 | THOMAS, AMANDA | TRAVEL, TRAINING & SUBSISTENCE | 349.16 |
| 5/7/2026 | TRANE, ACCT #8162331 | OTHER SUPPLIES FOR M&O | 4,502.30 |
| 5/7/2026 | UNITED REFRIGERATION INC | OTHER SUPPLIES FOR M&O | 1,585.51 |
| 5/7/2026 | VAN COUNTRY LLC | TRAVEL AND SUBSISTENCE - STUDE | 611.07 |
| 5/7/2026 | VERITIV OPERATING CO. | GENERAL SUPPLIES | 115.38 |
| 5/7/2026 | WARD, SCOTT | MISCELLANEOUS CONTRACTED SERVIC | 250.00 |
| 5/7/2026 | WEISSMAN | GENERAL SUPPLIES | 2,301.97 |
| 5/7/2026 | WEST MUSIC COMPANY | GENERAL SUPPLIES | 171.99 |
| 5/7/2026 | WESTERN - BRW PAPER CO, OVOL USA | GENERAL SUPPLIES | 9,949.71 |
| 5/7/2026 | WHOLESALE ELECTRIC SUPPLY COMPANY, II | OTHER SUPPLIES FOR M&O | 738.41 |
| 5/7/2026 | WILSON, DEJA | MISCELLANEOUS CONTRACTED SERVIC | 168.00 |
| 5/7/2026 | WOODARD BUILDERS SUPPLY | OTHER SUPPLIES FOR M&O | 10,280.00 |
| 5/7/2026 | YOUNG, HAYDEN | MISCELLANEOUS CONTRACTED SERVIC | 1,100.00 |
| 5/12/2026 | ABC WRECKER SERVICE | MISCELLANEOUS CONTRACTED SERVIC | 170.50 |
| 5/12/2026 | ACCO BRANDS USA LLC | OTHER EQUIPMNT <\$10000 | 2,439.10 |
| 5/12/2026 | ALLIANCE LAUNDRY SYSTEMS DISTRIBUTION | OTHER SUPPLIES FOR M&O | 3,503.52 |
| 5/12/2026 | ALVARADO VET CLINIC | MISCELLANEOUS CONTRACTED SERVIC | 553.46 |
| 5/12/2026 | AMAZON CAPITAL SERVICES INC | GENERAL SUPPLIES | 9,768.25 |
| 5/12/2026 | AMAZON CAPITAL SERVICES INC | MISCELLANEOUS OPERATING COSTS | 793.18 |
| 5/12/2026 | AMAZON CAPITAL SERVICES INC | READING/REF MATERIALS/DATABASE | 66.43 |
| 5/12/2026 | AMAZON CAPITAL SERVICES INC | REFRESHMENTS/FOOD FOR MEETINGS | 198.35 |
| 5/12/2026 | AMERICAN BEARING CO | OTHER SUPPLIES FOR M&O | 597.93 |
| 5/12/2026 | ARBITERSPORTS LLC, ATH ACCOUNT | MISCELLANEOUS CONTRACTED SERVIC | 2,450.00 |
| 5/12/2026 | ARLINGTON UTILITIES | UTILITIES - WATER | 91,935.32 |
| 5/12/2026 | ARTA TRAVEL | TRAVEL AND SUBSISTENCE - STUDE | 30.00 |
| 5/12/2026 | ATKINS, KRYSZYNA | TRAVEL, TRAINING & SUBSISTENCE | 118.00 |
| 5/12/2026 | AWARD CENTER | MISCELLANEOUS OPERATING COSTS | 863.41 |
| 5/12/2026 | B&B COMMERCIAL PRINTING, KENNETH BURI | MISCELLANEOUS CONTRACTED SERVIC | 35.00 |
| 5/12/2026 | B&H PHOTO-VIDEO-PRO-AUDIO | GENERAL SUPPLIES | 103.67 |
| 5/12/2026 | BABE'S CHICKEN DINNER HOUSE | REFRESHMENTS/FOOD FOR MEETINGS | 1,199.20 |
| 5/12/2026 | BARA, MIRANDA | MISCELLANEOUS CONTRACTED SERVIC | 600.00 |
| 5/12/2026 | BARNES & NOBLE BOOKSELLERS INC | READING/REF MATERIALS/DATABASE | 103.91 |
| 5/12/2026 | BEN E. KEITH COMPANY | GENERAL SUPPLIES | 356.21 |
| 5/12/2026 | BLUME, STEPHANIE | TUITION AND FEES | 550.00 |
| 5/12/2026 | BWI COMPANIES, INC | OTHER SUPPLIES FOR M&O | 1,751.76 |
| 5/12/2026 | CAROLINA BIOLOGICAL SPLY CO | GENERAL SUPPLIES | 1,847.73 |
| 5/12/2026 | CARRANZA, ERICA | MISCELLANEOUS CONTRACTED SERVIC | 250.00 |

MANSFIELD INDEPENDENT SCHOOL DISTRICT

Fund Disbursement Report for 5/1/2026 through 5/31/2026

| <u>DATE PAID</u> | <u>NAME</u> | <u>ITEM DESCRIPTION</u> | <u>AMOUNT</u> |
|--------------------------------|--|--------------------------------|---------------|
| 199 - GENERAL OPERATING | | | |
| 5/12/2026 | CAT-FISH AQUATICS, LLC | CONTRACTED MAINTENANCE AND REP | 220.00 |
| 5/12/2026 | CAT-FISH AQUATICS, LLC | GENERAL SUPPLIES | 6.99 |
| 5/12/2026 | CDW GOVERNMENT | MISCELLANEOUSCONTRACTED SERVIC | 835.00 |
| 5/12/2026 | CDW GOVERNMENT | SOFTWARE SUBSCRIPTIONS | 1,694.05 |
| 5/12/2026 | CDW GOVERNMENT | TECHNOLOGY EQUIPMNT<\$10000 | 16,754.79 |
| 5/12/2026 | CENTERLINE SUPPLY, LTD | OTHER SUPPLIES FOR M&O | 300.01 |
| 5/12/2026 | CHICK-FIL-A #01021, N WALNUT CREEK | REFRESHMENTS/FOOD FOR MEETINGS | 398.20 |
| 5/12/2026 | CHICK-FIL-A #03011, E BROAD STREET | TRAVEL AND SUBSISTENCE - STUDE | 252.00 |
| 5/12/2026 | CINTAS CORPORATION NO. 2 | GENERAL SUPPLIES | 256.45 |
| 5/12/2026 | CITY OF MANSFIELD, UTILITIES | UTILITIES - WATER | 27,774.97 |
| 5/12/2026 | CLASSIC TURF EQUIPMENT | OTHER SUPPLIES FOR M&O | 771.52 |
| 5/12/2026 | COMMERCIAL RECORDER | STATUTORILY REQ PUBLIC NOTICE | 611.80 |
| 5/12/2026 | COMMUNICATIONS PLUS, INC. | CONTRACTED MAINTENANCE AND REP | 2,585.20 |
| 5/12/2026 | COMPLETE SUPPLY, INC | GENERAL SUPPLIES | -6.36 |
| 5/12/2026 | COMPLETE SUPPLY, INC | INVENTORY - WAREHOUSE SUPPLIES | 23,431.12 |
| 5/12/2026 | COMPLETE SUPPLY, INC | TRAVEL, TRAINING & SUBSISTENCE | 125.00 |
| 5/12/2026 | COOPER, RONDA | MISCELLANEOUSCONTRACTED SERVIC | 100.00 |
| 5/12/2026 | CRISIS PREVENTION INSTITUTE, INC (CPI) | TRAVEL, TRAINING & SUBSISTENCE | 2,499.00 |
| 5/12/2026 | CRUCIAL LEARNING, VITALSMARTS LC | GENERAL SUPPLIES | 90.00 |
| 5/12/2026 | CRUCIAL LEARNING, VITALSMARTS LC | READING/REF MATERIALS/DATABASE | 6,750.00 |
| 5/12/2026 | DALLAS ISD GRAPHICS DEPARTMENT | GENERAL SUPPLIES | 83.75 |
| 5/12/2026 | DIR TELECOMMUNICATIONS SERVICES DIVIS | UTILITIES - TELEPHONE | 5.61 |
| 5/12/2026 | DOUBLE EAGLE ELECTRIC | CONTRACTED MAINTENANCE AND REP | 880.00 |
| 5/12/2026 | DREAM RANCH OFFICE SUPPLIES | GENERAL SUPPLIES | 1,264.01 |
| 5/12/2026 | ELECTION SYSTEMS&SOFTWARE LLC | ELECTION COSTS - LOCALLY DEFIN | 2,418.75 |
| 5/12/2026 | ELLIOTT ELECTRIC SUPPLY INC | OTHER SUPPLIES FOR M&O | 166.81 |
| 5/12/2026 | FUN AND FUNCTION LLC | GENERAL SUPPLIES | 408.97 |
| 5/12/2026 | GARCIA, ROBERT | MISCELLANEOUSCONTRACTED SERVIC | 1,134.00 |
| 5/12/2026 | GENUINE PARTS COMPANY-NAPA | GASOLINE AND OTHER FUELS OR VE | 2,396.36 |
| 5/12/2026 | GENUINE PARTS COMPANY-NAPA | OTHER SUPPLIES FOR M&O | 285.44 |
| 5/12/2026 | GENUINE PARTS COMPANY-NAPA | VEHICLE PARTS & SUPPLIES | 31,352.55 |
| 5/12/2026 | GOT SPIRIT LLC | MISCELLANEOUS OPERATING COSTS | 750.00 |
| 5/12/2026 | GOVCONNECTION INC | TECHNOLOGY EQUIPMNT<\$10000 | 1,157.45 |
| 5/12/2026 | H1 K9 CONSULTANTS LLC | MISCELLANEOUSCONTRACTED SERVIC | 11,050.00 |
| 5/12/2026 | HANS, KELLY | MISCELLANEOUSCONTRACTED SERVIC | 650.00 |
| 5/12/2026 | HON COMPANY, THE | FURNITURE<\$10,000 | 1,057.40 |
| 5/12/2026 | HOUSTON ISD | MISCELLANEOUSCONTRACTED SERVIC | 1,089.64 |
| 5/12/2026 | IMPERIAL BAG & PAPER CO LLC | INVENTORY - WAREHOUSE SUPPLIES | 6,742.80 |
| 5/12/2026 | J TAYLOR EDUCATION, INC. | MISCELLANEOUS OPERATING COSTS | 3,108.83 |
| 5/12/2026 | JASON'S DELI, MANSFIELD | REFRESHMENTS/FOOD FOR MEETINGS | 512.15 |
| 5/12/2026 | JET SECURITY LLC | MISCELLANEOUSCONTRACTED SERVIC | 2,640.00 |
| 5/12/2026 | JOSTENS, INC | MISCELLANEOUS OPERATING COSTS | 3,009.70 |
| 5/12/2026 | JULIE ANN ALLEN CONSULTING | MISCELLANEOUSCONTRACTED SERVIC | 2,000.00 |
| 5/12/2026 | KERCHO, SARA | MISCELLANEOUSCONTRACTED SERVIC | 135.00 |
| 5/12/2026 | KIMBROUGH, ASHLEY SAGE | MISCELLANEOUSCONTRACTED SERVIC | 2,750.00 |
| 5/12/2026 | LAKESHORE LEARNING MATERIALS LLC | GENERAL SUPPLIES | 75.99 |
| 5/12/2026 | LAWN PATROL SERVICE, INC | CONTRACTED MAINTENANCE AND REP | 2,029.00 |
| 5/12/2026 | LENDAN COMMUNICATIONS | MISCELLANEOUS OPERATING COSTS | 9,769.00 |
| 5/12/2026 | LENDAN COMMUNICATIONS | MISCELLANEOUSCONTRACTED SERVIC | 697.00 |
| 5/12/2026 | LEXISNEXIS RISK DATA MANAGEMENT INC | MISCELLANEOUSCONTRACTED SERVIC | 200.00 |
| 5/12/2026 | LONGHORN, INC. | OTHER SUPPLIES FOR M&O | 164.80 |
| 5/12/2026 | LOWE'S COMPANIES, INC | GENERAL SUPPLIES | 6,211.57 |
| 5/12/2026 | LOWE'S COMPANIES, INC | MISCELLANEOUS OPERATING COSTS | 162.31 |
| 5/12/2026 | LOWE'S COMPANIES, INC | OTHER SUPPLIES FOR M&O | 1,594.19 |
| 5/12/2026 | MASSEY SERVICES, INC. | CONTRACTED MAINTENANCE AND REP | 10,198.00 |

MANSFIELD INDEPENDENT SCHOOL DISTRICT

Fund Disbursement Report for 5/1/2026 through 5/31/2026

| <u>DATE PAID</u> | <u>NAME</u> | <u>ITEM DESCRIPTION</u> | <u>AMOUNT</u> |
|--------------------------------|--|--------------------------------|---------------|
| 199 - GENERAL OPERATING | | | |
| 5/12/2026 | MAXI AIDS INC | GENERAL SUPPLIES | 140.43 |
| 5/12/2026 | MCDEVITT, AMANDA | TRAVEL AND SUBSISTENCE - STUDE | 137.00 |
| 5/12/2026 | MCMILLAN JAMES EQUIPMENT COMPANY LP | CONTRACTED MAINTENANCE AND REP | 3,790.00 |
| 5/12/2026 | MICHAEL'S KEYS | CONTRACTED MAINTENANCE AND REP | 225.00 |
| 5/12/2026 | MOBILE COMMUNICATIONS AMERICA INC | GENERAL SUPPLIES | 220.00 |
| 5/12/2026 | MOBILE COMMUNICATIONS AMERICA INC | MISCELLANEOUSCONTRACTED SERVIC | 290.00 |
| 5/12/2026 | MOORE SUPPLY COMPANY | OTHER SUPPLIES FOR M&O | 182.03 |
| 5/12/2026 | MULTI-HEALTH SYSTEMS INC | TESTING MATERIALS | 11,432.39 |
| 5/12/2026 | NATIONAL RECRUITING CONSULTANTS, LLC | PROFESSIONAL SERVICES | 4,335.00 |
| 5/12/2026 | NOTHING BUNDT CAKES, NBC MANSFIELD | REFRESHMENTS/FOOD FOR MEETINGS | 82.35 |
| 5/12/2026 | NOVO STAFFING, P20 PARENT INC | PROFESSIONAL SERVICES | 7,574.67 |
| 5/12/2026 | ODP BUSINESS SOLUTIONS LLC, OFFICE DEF | GENERAL SUPPLIES | 1,652.79 |
| 5/12/2026 | O'REILLY AUTO PARTS, O'REILLY AUTO LLC | VEHICLE PARTS & SUPPLIES | 910.30 |
| 5/12/2026 | PINNACLE MEDICAL MANAGEMENT | PROFESSIONAL SERVICES | 140.00 |
| 5/12/2026 | PITNEY BOWES, INC, 20848793 | RENTALS-OPERATING LEASES | 1,546.59 |
| 5/12/2026 | PROJECT LEAD THE WAY INC | GENERAL SUPPLIES | 926.75 |
| 5/12/2026 | PROSPER ISD | TRAVEL AND SUBSISTENCE - STUDE | 415.00 |
| 5/12/2026 | PTP ENTERTAINMENT LLC, JAMES HALL | MISCELLANEOUSCONTRACTED SERVIC | 300.00 |
| 5/12/2026 | QDOBA MEXICAN GRILL, BDAA HOLDINGS | REFRESHMENTS/FOOD FOR MEETINGS | 6,771.71 |
| 5/12/2026 | REGION 11 ESC | EDUCATION SERVICE CENTER SERVI | 450.00 |
| 5/12/2026 | REPUBLIC SERVICES INC | UTILITIES - TRASH | 29,332.48 |
| 5/12/2026 | SALDANA, SARAH | TRAVEL, TRAINING & SUBSISTENCE | 599.00 |
| 5/12/2026 | SCHOOL SPECIALTY, LLC | GENERAL SUPPLIES | 1,079.56 |
| 5/12/2026 | SHC SERVICES INC | PROFESSIONAL SERVICES | 1,950.00 |
| 5/12/2026 | SHERWIN-WILLIAMS | OTHER SUPPLIES FOR M&O | 202.30 |
| 5/12/2026 | SKYWAY CHARTERS LLC | TRAVEL AND SUBSISTENCE - STUDE | 11,000.00 |
| 5/12/2026 | SMITH, ARSHAYTRON | TRAVEL, TRAINING & SUBSISTENCE | 572.60 |
| 5/12/2026 | SOLIANT HEALTH | PROFESSIONAL SERVICES | 11,170.00 |
| 5/12/2026 | SOUTHWEST APPAREL & ACC | MISCELLANEOUSCONTRACTED SERVIC | 480.00 |
| 5/12/2026 | SPOTTER STAFFING | PROFESSIONAL SERVICES | 2,400.00 |
| 5/12/2026 | SPRING CREEK BARBEQUE #2 LTD | REFRESHMENTS/FOOD FOR MEETINGS | 1,359.45 |
| 5/12/2026 | STAPLES ADVANTAGE | GENERAL SUPPLIES | 7,617.37 |
| 5/12/2026 | STAPLES ADVANTAGE | REFRESHMENTS/FOOD FOR MEETINGS | 256.64 |
| 5/12/2026 | SWEETWATER MUSIC EDUCATION TECHNOL | GENERAL SUPPLIES | 0.00 |
| 5/12/2026 | TACO CABANA | REFRESHMENTS/FOOD FOR MEETINGS | 392.51 |
| 5/12/2026 | TARPLEY MUSIC CO. INC. | CONTRACTED MAINTENANCE AND REP | 3,622.26 |
| 5/12/2026 | TEX TECH ENVIRONMENTAL, INC | CONTRACTED MAINTENANCE AND REP | 3,000.00 |
| 5/12/2026 | TEXAS ASSOCIATION OF SCHOOL BOARDS, II | TRAVEL AND SUBSISTENCE - NON-E | 30.00 |
| 5/12/2026 | TEXAS ASSOCIATION OF SCHOOL BOARDS, II | TRAVEL, TRAINING & SUBSISTENCE | 50.00 |
| 5/12/2026 | TEXAS COMPUTER EDUCATION ASSOCIATION | TRAVEL, TRAINING & SUBSISTENCE | 149.00 |
| 5/12/2026 | TEXAS GIRLS COACHES ASSOCIATION, INC | DEFERRED EXPENDITURES/EXPENSES | 330.00 |
| 5/12/2026 | TEXAS GIRLS COACHES ASSOCIATION, INC | MEMBERSHIPS | 350.00 |
| 5/12/2026 | TEXAS GIRLS COACHES ASSOCIATION, INC | TRAVEL, TRAINING & SUBSISTENCE | 0.00 |
| 5/12/2026 | TEXAS LIBRARY ASSOCIATION | MEMBERSHIPS | 187.00 |
| 5/12/2026 | TOTAL MAINTENANCE SOLUTIONS, TMS SOU | OTHER SUPPLIES FOR M&O | 69.84 |
| 5/12/2026 | TRAVELIN TOM'S COFFEE OF NW ELLIS CO | REFRESHMENTS/FOOD FOR MEETINGS | 615.00 |
| 5/12/2026 | TREKORDA, LLC | MISCELLANEOUSCONTRACTED SERVIC | 4,600.00 |
| 5/12/2026 | TYPING.COM LLC | DEFERRED EXPENDITURES/EXPENSES | 17,000.00 |
| 5/12/2026 | TYPING.COM LLC | SOFTWARE SUBSCRIPTIONS | 0.00 |
| 5/12/2026 | UNIFIRST HOLDINGS, INC | RENTALS-OPERATING LEASES | 805.26 |
| 5/12/2026 | UNITED REFRIGERATION INC | OTHER SUPPLIES FOR M&O | 245.32 |
| 5/12/2026 | VAN COUNTRY LLC | TRAVEL AND SUBSISTENCE - STUDE | 631.91 |
| 5/12/2026 | VERITIV OPERATING CO. | INVENTORY - WAREHOUSE SUPPLIES | 660.48 |
| 5/12/2026 | WESTERN - BRW PAPER CO, OVOL USA | GENERAL SUPPLIES | 828.00 |
| 5/12/2026 | WHOLESALE ELECTRIC SUPPLY COMPANY, II | OTHER SUPPLIES FOR M&O | 921.39 |

MANSFIELD INDEPENDENT SCHOOL DISTRICT

Fund Disbursement Report for 5/1/2026 through 5/31/2026

| <u>DATE PAID</u> | <u>NAME</u> | <u>ITEM DESCRIPTION</u> | <u>AMOUNT</u> |
|--------------------------------|---|---------------------------------|---------------|
| 199 - GENERAL OPERATING | | | |
| 5/12/2026 | WIGLEY, BRIDGETT | TRAVEL, TRAINING & SUBSISTENCE | 600.00 |
| 5/12/2026 | WILLIAM V. MACGILL & CO. | GENERAL SUPPLIES | 48.66 |
| 5/12/2026 | WILSON, DEJA | MISCELLANEOUS CONTRACTED SERVIC | 336.00 |
| 5/12/2026 | WINSTON WATER COOLER OF FT WORTH | OTHER SUPPLIES FOR M&O | 1,179.00 |
| 5/14/2026 | 2TEN MARKETING, LLC, JACLYN BUSTOS | MISCELLANEOUS CONTRACTED SERVIC | 3,499.00 |
| 5/14/2026 | 4IMPRINT INC | GENERAL SUPPLIES | 262.70 |
| 5/14/2026 | AMAZON CAPITAL SERVICES INC | GENERAL SUPPLIES | 30,406.83 |
| 5/14/2026 | AMAZON CAPITAL SERVICES INC | MISCELLANEOUS OPERATING COSTS | 408.63 |
| 5/14/2026 | AMAZON CAPITAL SERVICES INC | OTHER EQUIPMNT <\$10000 | 1,008.00 |
| 5/14/2026 | AMAZON CAPITAL SERVICES INC | OTHER SUPPLIES FOR M&O | 51.29 |
| 5/14/2026 | AMAZON CAPITAL SERVICES INC | READING/REF MATERIALS/DATABASE | 1,880.07 |
| 5/14/2026 | APOGEE COMPONENTS, INC | GENERAL SUPPLIES | 429.58 |
| 5/14/2026 | ARTA TRAVEL | TRAVEL, TRAINING & SUBSISTENCE | 510.81 |
| 5/14/2026 | AT&T GIGA MAN | UTILITIES - TELEPHONE | 66.34 |
| 5/14/2026 | AT&T LONG DISTANCE | UTILITIES - TELEPHONE | 3,774.68 |
| 5/14/2026 | ATMOS ENERGY | UTILITIES - GAS | 26,820.93 |
| 5/14/2026 | B&B COMMERCIAL PRINTING, KENNETH BURI | GENERAL SUPPLIES | 396.00 |
| 5/14/2026 | BARA, MIRANDA | MISCELLANEOUS CONTRACTED SERVIC | 220.00 |
| 5/14/2026 | BLUE JEAN EDUCATIONAL CONSULTING | MISCELLANEOUS CONTRACTED SERVIC | 750.00 |
| 5/14/2026 | CCC FENCE LLC, MARK HARRIS | CONTRACTED MAINTENANCE AND REP | 150.00 |
| 5/14/2026 | CDW GOVERNMENT | TECHNOLOGY EQUIPMNT <\$10000 | 127,942.96 |
| 5/14/2026 | CENTURY HVAC DISTRIBUTING, L.P. | OTHER SUPPLIES FOR M&O | 18.14 |
| 5/14/2026 | CICI'S PIZZA #412 WALNUT CREEK | REFRESHMENTS/FOOD FOR MEETINGS | 274.00 |
| 5/14/2026 | CLASS A PRODUCTS, LLC | GENERAL SUPPLIES | 420.48 |
| 5/14/2026 | CRACKER BARREL OLD COUNTRY STORE, IN | REFRESHMENTS/FOOD FOR MEETINGS | 1,084.90 |
| 5/14/2026 | CRAWFORD, KAREN | TECHNOLOGY EQUIPMNT <\$10000 | 350.00 |
| 5/14/2026 | DOUBLE EAGLE ELECTRIC | CONTRACTED MAINTENANCE AND REP | 600.00 |
| 5/14/2026 | EAN SERVICES, LLC ENTERPRISE RENT A C - | TRAVEL AND SUBSISTENCE - STUDE | 192.84 |
| 5/14/2026 | ESS SOUTH CENTRAL LLC | CONTRACTED SUBSTITUTES | 894,788.81 |
| 5/14/2026 | FLINN SCIENTIFIC, INC | GENERAL SUPPLIES | 143.80 |
| 5/14/2026 | GALLEGOS, ISAAC | MISCELLANEOUS CONTRACTED SERVIC | 504.00 |
| 5/14/2026 | GENUINE PARTS COMPANY-NAPA | GASOLINE AND OTHER FUELS OR VE | 218.08 |
| 5/14/2026 | GENUINE PARTS COMPANY-NAPA | OTHER SUPPLIES FOR M&O | 87.57 |
| 5/14/2026 | GENUINE PARTS COMPANY-NAPA | VEHICLE PARTS & SUPPLIES | 12,173.40 |
| 5/14/2026 | GOT SPIRIT LLC | MISCELLANEOUS OPERATING COSTS | 414.00 |
| 5/14/2026 | HENRY SCHEIN, INC | GENERAL SUPPLIES | 1,281.51 |
| 5/14/2026 | IML SECURITY SUPPLY, INTERMOUNTAIN LOC | OTHER SUPPLIES FOR M&O | 707.70 |
| 5/14/2026 | J W PEPPER & SON, INC | GENERAL SUPPLIES | 2,312.29 |
| 5/14/2026 | JADEZ EVENTS DECOR, VERONICA SANCHEZ | MISCELLANEOUS CONTRACTED SERVIC | 290.00 |
| 5/14/2026 | JOSTENS, INC | MISCELLANEOUS OPERATING COSTS | 67.50 |
| 5/14/2026 | KOETTER FIRE PROTECTION, LLC | CONTRACTED MAINTENANCE AND REP | 200.00 |
| 5/14/2026 | LENDAN COMMUNICATIONS | MISCELLANEOUS OPERATING COSTS | 3,999.00 |
| 5/14/2026 | LENDAN COMMUNICATIONS | MISCELLANEOUS CONTRACTED SERVIC | 415.00 |
| 5/14/2026 | LENNOX INDUSTRIES INC | OTHER SUPPLIES FOR M&O | 632.32 |
| 5/14/2026 | LIGHTBOX LEARNING INC | READING/REF MATERIALS/DATABASE | 3,212.00 |
| 5/14/2026 | LOWE'S COMPANIES, INC | OTHER SUPPLIES FOR M&O | 666.42 |
| 5/14/2026 | MAMA MOORE'S CONCESSIONS, LLC | REFRESHMENTS/FOOD FOR MEETINGS | 363.50 |
| 5/14/2026 | MANSFIELD GLASS LLC, GGM HOLDINGS INC | CONTRACTED MAINTENANCE AND REP | 727.97 |
| 5/14/2026 | MD ENTERPRISES - PRO PANELS | GENERAL SUPPLIES | 203.00 |
| 5/14/2026 | MICHAEL'S KEYS | OTHER SUPPLIES FOR M&O | 11.96 |
| 5/14/2026 | MOORE SUPPLY COMPANY | OTHER SUPPLIES FOR M&O | 476.37 |
| 5/14/2026 | O'REILLY AUTO PARTS, O'REILLY AUTO LLC | VEHICLE PARTS & SUPPLIES | 38.99 |
| 5/14/2026 | PEPWEAR, LLC | MISCELLANEOUS OPERATING COSTS | 405.00 |
| 5/14/2026 | PETROLEUM TRADERS CORPORATION | GASOLINE AND OTHER FUELS OR VE | 58,739.97 |
| 5/14/2026 | POLLOCK INVESTMENTS INCORPORATED, VE | INVENTORY - WAREHOUSE SUPPLIES | 3,294.00 |

MANSFIELD INDEPENDENT SCHOOL DISTRICT

Fund Disbursement Report for 5/1/2026 through 5/31/2026

| <u>DATE PAID</u> | <u>NAME</u> | <u>ITEM DESCRIPTION</u> | <u>AMOUNT</u> |
|--------------------------------|--|--------------------------------|---------------|
| 199 - GENERAL OPERATING | | | |
| 5/14/2026 | RAISING CANE'S RESTAURANTS, LLC | REFRESHMENTS/FOOD FOR MEETINGS | 698.20 |
| 5/14/2026 | READY REFRESH, BLUETRITON BRAN | REFRESHMENTS/FOOD FOR MEETINGS | 41.38 |
| 5/14/2026 | REGION 4 ESC | EDUCATION SERVICE CENTER SERVI | 660.00 |
| 5/14/2026 | RELIABLE PARTS INC. | OTHER SUPPLIES FOR M&O | 26.98 |
| 5/14/2026 | SCHOOL SPECIALTY, LLC | GENERAL SUPPLIES | 1,455.17 |
| 5/14/2026 | SECURITY DATA SUPPLY OF DALLAS LLC | TRAVEL, TRAINING & SUBSISTENCE | 630.00 |
| 5/14/2026 | SHERWIN-WILLIAMS | OTHER SUPPLIES FOR M&O | 86.99 |
| 5/14/2026 | SOUTHERN TIRE MART | VEHICLE PARTS & SUPPLIES | 752.32 |
| 5/14/2026 | SPRING CREEK BARBEQUE #2 LTD | REFRESHMENTS/FOOD FOR MEETINGS | 1,125.50 |
| 5/14/2026 | STAPLES ADVANTAGE | FURNITURE-<\$10,000 | 359.98 |
| 5/14/2026 | STAPLES ADVANTAGE | GENERAL SUPPLIES | 288.56 |
| 5/14/2026 | STAPLES ADVANTAGE | TECHNOLOGY EQUIPMNT-<\$10000 | 139.99 |
| 5/14/2026 | SUNDANCE EVENTS | RENTALS-OPERATING LEASES | 2,864.08 |
| 5/14/2026 | TEXAS INSTRUMENTS INCORPORATED | GENERAL SUPPLIES | 497.50 |
| 5/14/2026 | T-MOBILE USA INC. | UTILITIES - TELEPHONE | 155.05 |
| 5/14/2026 | TOTAL MAINTENANCE SOLUTIONS, TMS SOU | OTHER SUPPLIES FOR M&O | 195.68 |
| 5/14/2026 | TREKORDA, LLC | MISCELLANEOUSCONTRACTED SERVIC | 530.00 |
| 5/14/2026 | TYSON, BREON | TRAVEL, TRAINING & SUBSISTENCE | 65.00 |
| 5/14/2026 | UNITED REFRIGERATION INC | OTHER SUPPLIES FOR M&O | 474.33 |
| 5/14/2026 | WHIZ-Q STONE | OTHER SUPPLIES FOR M&O | 1,198.00 |
| 5/14/2026 | WOOD, CHRISTOPHER | TRAVEL, TRAINING & SUBSISTENCE | 76.94 |
| 5/19/2026 | ALPHAGRAPHICS, SORITA ENTERPRISE | MISCELLANEOUSCONTRACTED SERVIC | 532.84 |
| 5/19/2026 | AMAZON CAPITAL SERVICES INC | GENERAL SUPPLIES | 5,733.18 |
| 5/19/2026 | AMAZON CAPITAL SERVICES INC | MISCELLANEOUS OPERATING COSTS | 114.11 |
| 5/19/2026 | AMAZON CAPITAL SERVICES INC | READING/REF MATERIALS/DATABASE | 463.82 |
| 5/19/2026 | AMERICAN BEARING CO | OTHER SUPPLIES FOR M&O | 22.12 |
| 5/19/2026 | AMERICAN ASSOC OF FAMILY & CONSUMER : | MEMBERSHIPS | 270.00 |
| 5/19/2026 | AMERICAN CULINARY FEDERATION ED FOUN | MEMBERSHIPS | 1,300.00 |
| 5/19/2026 | AMERICAN CULINARY FEDERATION ED FOUN | TESTING MATERIALS | 980.00 |
| 5/19/2026 | APODACA, MATTHEW | MISCELLANEOUSCONTRACTED SERVIC | 1,800.00 |
| 5/19/2026 | APPLE INC. | TECHNOLOGY EQUIPMNT-<\$10000 | 9,391.50 |
| 5/19/2026 | ARTA TRAVEL | TRAVEL AND SUBSISTENCE - STUDE | 20.00 |
| 5/19/2026 | AT&T MOBILITY | UTILITIES - TELEPHONE | 330.94 |
| 5/19/2026 | AUTOMOTIVE EDUCATION SERVICES, GLEN F | SOFTWARE SUBSCRIPTIONS | 429.60 |
| 5/19/2026 | AWARD CENTER | MISCELLANEOUS OPERATING COSTS | 1,374.68 |
| 5/19/2026 | AWARD CENTER | MISCELLANEOUSCONTRACTED SERVIC | 627.91 |
| 5/19/2026 | B&B COMMERCIAL PRINTING, KENNETH BURI | INVENTORY - WAREHOUSE SUPPLIES | 720.00 |
| 5/19/2026 | B&B COMMERCIAL PRINTING, KENNETH BURI | MISCELLANEOUSCONTRACTED SERVIC | 135.00 |
| 5/19/2026 | BABE'S CHICKEN DINNER HOUSE | REFRESHMENTS/FOOD FOR MEETINGS | 2,202.52 |
| 5/19/2026 | BARNES & NOBLE BOOKSELLERS INC | READING/REF MATERIALS/DATABASE | 95.92 |
| 5/19/2026 | BIO CORPORATION | GENERAL SUPPLIES | 88.12 |
| 5/19/2026 | BOLDEN, ERIC | MISCELLANEOUSCONTRACTED SERVIC | 1,950.00 |
| 5/19/2026 | CADENZA STRATEGY GROUP LLC, TIMOTHY C | DEFERRED EXPENDITURES/EXPENSES | 11,287.00 |
| 5/19/2026 | CADENZA STRATEGY GROUP LLC, TIMOTHY C | SOFTWARE SUBSCRIPTIONS | 0.00 |
| 5/19/2026 | CAMPBELL, KELLY | TRAVEL, TRAINING & SUBSISTENCE | 1,209.28 |
| 5/19/2026 | CCC FENCE LLC, MARK HARRIS | CONTRACTED MAINTENANCE AND REP | 1,425.00 |
| 5/19/2026 | CDW GOVERNMENT | SBITA PRINCIPAL PAYMENT | 946,440.66 |
| 5/19/2026 | CDW GOVERNMENT | SOFTWARE SUBSCRIPTIONS | 504.00 |
| 5/19/2026 | CDW GOVERNMENT | TECHNOLOGY EQUIPMNT-<\$10000 | 6,567.83 |
| 5/19/2026 | CELLO PARTNERSHIP- VERIZON, VERIZON CC | UTILITIES - TELEPHONE | 338.03 |
| 5/19/2026 | CENTERLINE SUPPLY, LTD | OTHER SUPPLIES FOR M&O | 12,350.74 |
| 5/19/2026 | CHICK-FIL-A #01021, N WALNUT CREEK | REFRESHMENTS/FOOD FOR MEETINGS | 86.00 |
| 5/19/2026 | CINTAS CORPORATION NO. 2 | GENERAL SUPPLIES | 48.00 |
| 5/19/2026 | CITY OF MANSFIELD, UTILITIES | UTILITIES - WATER | 24,473.97 |
| 5/19/2026 | CLASSIC TURF EQUIPMENT | OTHER SUPPLIES FOR M&O | 986.51 |

MANSFIELD INDEPENDENT SCHOOL DISTRICT

Fund Disbursement Report for 5/1/2026 through 5/31/2026

| <u>DATE PAID</u> | <u>NAME</u> | <u>ITEM DESCRIPTION</u> | <u>AMOUNT</u> |
|--------------------------------|--|--------------------------------|---------------|
| 199 - GENERAL OPERATING | | | |
| 5/19/2026 | CLEAN GETAWAY CAR WASH, BROAD | CONTRACTED MAINTENANCE AND REP | 60.00 |
| 5/19/2026 | CLIBORN, MARY | MISCELLANEOUSCONTRACTED SERVIC | 1,200.00 |
| 5/19/2026 | COLEMAN, JACODY | TRAVEL, TRAINING & SUBSISTENCE | 155.00 |
| 5/19/2026 | COMPLETE SUPPLY, INC | GENERAL SUPPLIES | 1.60 |
| 5/19/2026 | COMPLETE SUPPLY, INC | INVENTORY - WAREHOUSE SUPPLIES | 20,219.36 |
| 5/19/2026 | CONFERENCE FOR THE ADVANCEMENT OF M | TRAVEL, TRAINING & SUBSISTENCE | 398.00 |
| 5/19/2026 | CONTERRA ULTRA BROADBAND LLC | UTILITIES - TELEPHONE | 18,072.24 |
| 5/19/2026 | COPELL INDEPENDENT SCHOOL DISTRICT | MISCELLANEOUSCONTRACTED SERVIC | 766.01 |
| 5/19/2026 | COSTUMER, INC, THE | GENERAL SUPPLIES | 1,085.95 |
| 5/19/2026 | COSTUMER, INC, THE | RENTALS-OPERATING LEASES | 2,036.18 |
| 5/19/2026 | CROW, CASEY | TRAVEL AND SUBSISTENCE - STUDE | 525.51 |
| 5/19/2026 | CROWN LIFT TRUCKS | CONTRACTED MAINTENANCE AND REP | 1,190.41 |
| 5/19/2026 | CRUCIAL LEARNING, VITALSMARTS LC | TRAVEL, TRAINING & SUBSISTENCE | 1,895.00 |
| 5/19/2026 | CRUTCHFIELD, JANDEL | TRAVEL AND SUBSISTENCE - NON-E | 614.60 |
| 5/19/2026 | DALLAS ISD GRAPHICS DEPARTMENT | MISCELLANEOUSCONTRACTED SERVIC | 16.75 |
| 5/19/2026 | DEMCO INC | GENERAL SUPPLIES | 679.84 |
| 5/19/2026 | DISCOUNT TIRE/AMERICA'S TIRE, REINALT-TI | VEHICLE PARTS & SUPPLIES | 991.80 |
| 5/19/2026 | DREAM RANCH OFFICE SUPPLIES | GENERAL SUPPLIES | 1,582.83 |
| 5/19/2026 | EAN SERVICES, LLC ENTERPRISE RENT A C - | RENTALS-OPERATING LEASES | 1,188.70 |
| 5/19/2026 | EAN SERVICES, LLC ENTERPRISE RENT A C - | TRAVEL AND SUBSISTENCE - STUDE | 966.30 |
| 5/19/2026 | ELEVATED FACILITY SERVICES | CONTRACTED MAINTENANCE AND REP | 1,640.00 |
| 5/19/2026 | ELLIOTT ELECTRIC SUPPLY INC | OTHER SUPPLIES FOR M&O | 429.86 |
| 5/19/2026 | FASTSIGNS 10303 | CONTRACTED MAINTENANCE AND REP | 317.55 |
| 5/19/2026 | FOLLETT CONTENT SOLUTIONS, LLC, BOOKS | READING/REF MATERIALS/DATABASE | 388.55 |
| 5/19/2026 | GALLS, LLC, RED THE UNIFORM | GENERAL SUPPLIES | 484.76 |
| 5/19/2026 | GARCIA, ROBERT | MISCELLANEOUSCONTRACTED SERVIC | 660.00 |
| 5/19/2026 | GENUINE PARTS COMPANY-NAPA | GASOLINE AND OTHER FUELS OR VE | 66.98 |
| 5/19/2026 | GENUINE PARTS COMPANY-NAPA | OTHER SUPPLIES FOR M&O | 207.51 |
| 5/19/2026 | GENUINE PARTS COMPANY-NAPA | VEHICLE PARTS & SUPPLIES | 6,288.64 |
| 5/19/2026 | GETPOMS.COM | GENERAL SUPPLIES | 1,559.91 |
| 5/19/2026 | GOINS, ANDREW | MISCELLANEOUSCONTRACTED SERVIC | 660.00 |
| 5/19/2026 | GULF COAST STATE COLLEGE | TRAVEL, TRAINING & SUBSISTENCE | 700.00 |
| 5/19/2026 | HARDIE'S FRESH FOODS, DAIRYLAND PRODU | GENERAL SUPPLIES | 147.82 |
| 5/19/2026 | HAYDEN, TIMOTHY | TECHNOLOGY EQUIPMNT<\$10000 | 25.00 |
| 5/19/2026 | HITZ, VICTORIA | MISCELLANEOUSCONTRACTED SERVIC | 250.00 |
| 5/19/2026 | HOENIG, SOPHIA | TRAVEL, TRAINING & SUBSISTENCE | 44.10 |
| 5/19/2026 | HUTCHISON, HOPE | MISCELLANEOUSCONTRACTED SERVIC | 2,500.00 |
| 5/19/2026 | IML SECURITY SUPPLY, INTERMOUNTAIN LOC | OTHER SUPPLIES FOR M&O | 480.75 |
| 5/19/2026 | IMPERIAL BAG & PAPER CO LLC | INVENTORY - WAREHOUSE SUPPLIES | 6,383.10 |
| 5/19/2026 | IRVIN, MONICA | TRAVEL, TRAINING & SUBSISTENCE | 282.80 |
| 5/19/2026 | J W PEPPER & SON, INC | GENERAL SUPPLIES | 220.93 |
| 5/19/2026 | JASON'S DELI, MANSFIELD | REFRESHMENTS/FOOD FOR MEETINGS | 781.77 |
| 5/19/2026 | JERRY'S GENERAL AUTOMOTIVE INC | CONTRACTED MAINTENANCE AND REP | 131.30 |
| 5/19/2026 | JET SECURITY LLC | MISCELLANEOUSCONTRACTED SERVIC | 2,640.00 |
| 5/19/2026 | JH GROUP LLC | CONTRACTED MAINTENANCE AND REP | 10,036.00 |
| 5/19/2026 | JONES SCHOOL SUPPLY | MISCELLANEOUS OPERATING COSTS | 95.04 |
| 5/19/2026 | JORDAN, ANGELA | TRAVEL, TRAINING & SUBSISTENCE | 118.87 |
| 5/19/2026 | JOUBERT, WENDELL | TRAVEL, TRAINING & SUBSISTENCE | 96.40 |
| 5/19/2026 | JOURNEY, DANIELLEE | TRAVEL, TRAINING & SUBSISTENCE | 116.00 |
| 5/19/2026 | JULIE ANN ALLEN CONSULTING | MISCELLANEOUSCONTRACTED SERVIC | 1,200.00 |
| 5/19/2026 | LAWSON, TARA | TRAVEL, TRAINING & SUBSISTENCE | 348.00 |
| 5/19/2026 | LENNOX INDUSTRIES INC | OTHER SUPPLIES FOR M&O | 1,507.23 |
| 5/19/2026 | LEWIS, SARA | TRAVEL, TRAINING & SUBSISTENCE | 42.84 |
| 5/19/2026 | LONGHORN, INC. | OTHER SUPPLIES FOR M&O | 118.97 |
| 5/19/2026 | LOWE'S COMPANIES, INC | GENERAL SUPPLIES | 45.50 |

MANSFIELD INDEPENDENT SCHOOL DISTRICT

Fund Disbursement Report for 5/1/2026 through 5/31/2026

| <u>DATE PAID</u> | <u>NAME</u> | <u>ITEM DESCRIPTION</u> | <u>AMOUNT</u> |
|--------------------------------|--|--------------------------------|---------------|
| 199 - GENERAL OPERATING | | | |
| 5/19/2026 | LOWE'S COMPANIES, INC | MISCELLANEOUS OPERATING COSTS | 15.18 |
| 5/19/2026 | LOWE'S COMPANIES, INC | OTHER SUPPLIES FOR M&O | 1,091.39 |
| 5/19/2026 | MACKIN EDUCATIONAL RESOURCES | READING/REF MATERIALS/DATABASE | 163.09 |
| 5/19/2026 | MAHER, VICTORIA | MISCELLANEOUSCONTRACTED SERVIC | 440.00 |
| 5/19/2026 | MANSFIELD GAS & EXHAUST | CONTRACTED MAINTENANCE AND REP | 37.00 |
| 5/19/2026 | MANSFIELD OIL COMPANY, OF GAINESVILLE | GASOLINE AND OTHER FUELS OR VE | 130.14 |
| 5/19/2026 | MANSFIELD OIL COMPANY, OF GAINESVILLE | TRAVEL AND SUBSISTENCE - STUDE | 1,402.77 |
| 5/19/2026 | MANSFIELD OIL COMPANY, OF GAINESVILLE | TRAVEL, TRAINING & SUBSISTENCE | 164.42 |
| 5/19/2026 | MARKS PLUMBING PARTS | OTHER SUPPLIES FOR M&O | 131.25 |
| 5/19/2026 | MARTINEZ, DEON | TRAVEL AND SUBSISTENCE - STUDE | 321.46 |
| 5/19/2026 | MARTINEZ, STEPHANIE | TRAVEL AND SUBSISTENCE - STUDE | 281.00 |
| 5/19/2026 | MASSEY SERVICES, INC. | CONTRACTED MAINTENANCE AND REP | 1,990.00 |
| 5/19/2026 | MONTELONGO, MARIA | TRAVEL, TRAINING & SUBSISTENCE | 136.08 |
| 5/19/2026 | MUSIC AND ARTS CENTER - ATTN: ACCOUNTS | GENERAL SUPPLIES | 158.12 |
| 5/19/2026 | NATIONAL ASSOC FOR GIFTED CHILDREN | DEFERRED EXPENDITURES/EXPENSES | 449.00 |
| 5/19/2026 | NATIONAL ASSOC FOR GIFTED CHILDREN | TRAVEL, TRAINING & SUBSISTENCE | 0.00 |
| 5/19/2026 | NCS PEARSON, INC., CERTIPORT | MISCELLANEOUS OPERATING COSTS | 750.00 |
| 5/19/2026 | NEXTGEN SECURITY LLC | BUILDING SUPPLIES | 643.00 |
| 5/19/2026 | NEXTGEN SECURITY LLC | MISCELLANEOUSCONTRACTED SERVIC | 2,276.00 |
| 5/19/2026 | NICHOLSON, BOBBY | TRAVEL, TRAINING & SUBSISTENCE | 91.56 |
| 5/19/2026 | NOTHING BUNDT CAKES, NBC MANSFIELD | REFRESHMENTS/FOOD FOR MEETINGS | 28.15 |
| 5/19/2026 | NOVO STAFFING, P20 PARENT INC | PROFESSIONAL SERVICES | 7,574.67 |
| 5/19/2026 | O'REILLY AUTO PARTS, O'REILLY AUTO LLC | VEHICLE PARTS & SUPPLIES | 394.78 |
| 5/19/2026 | ORIENTAL TRADING COMPANY, INC | MISCELLANEOUS OPERATING COSTS | 70.03 |
| 5/19/2026 | OVERDRIVE, INC | SOFTWARE SUBSCRIPTIONS | 3,168.00 |
| 5/19/2026 | PALIO'S PIZZA CAFE' OF MANSFIELD | REFRESHMENTS/FOOD FOR MEETINGS | 423.39 |
| 5/19/2026 | PENDER'S MUSIC COMPANY | GENERAL SUPPLIES | 697.47 |
| 5/19/2026 | PINNACLE MEDICAL MANAGEMENT | PROFESSIONAL SERVICES | 365.00 |
| 5/19/2026 | POLSON, VICTORIA | TRAVEL, TRAINING & SUBSISTENCE | 55.09 |
| 5/19/2026 | PRECISION BUSINESS MACHINES, INC | OTHER EQUIPMNT<\$10000 | 9,844.00 |
| 5/19/2026 | QDOBA MEXICAN GRILL, BDAA HOLDINGS | REFRESHMENTS/FOOD FOR MEETINGS | 924.50 |
| 5/19/2026 | QUALITY SOUND AND COMMUNICATIONS INC | CONTRACTED MAINTENANCE AND REP | 1,656.73 |
| 5/19/2026 | QUALITY SOUND AND COMMUNICATIONS INC | MISCELLANEOUSCONTRACTED SERVIC | 2,000.01 |
| 5/19/2026 | RESPONSIVE LEARNING | TRAVEL, TRAINING & SUBSISTENCE | 3,900.00 |
| 5/19/2026 | ROACH, HOWARD, SMITH & BARTON, INC | INSURANCE AND BONDING COSTS | 15.91 |
| 5/19/2026 | SAFETY-KLEEN | CONTRACTED MAINTENANCE AND REP | 516.56 |
| 5/19/2026 | SCHOOL NURSE SUPPLY, INC | GENERAL SUPPLIES | 41.31 |
| 5/19/2026 | SHC SERVICES INC | PROFESSIONAL SERVICES | 2,486.25 |
| 5/19/2026 | SHEFFY, MARK | TECHNOLOGY EQUIPMNT<\$10000 | 350.00 |
| 5/19/2026 | SHERWIN-WILLIAMS | OTHER SUPPLIES FOR M&O | 62.27 |
| 5/19/2026 | SKYWAY CHARTERS LLC | TRAVEL AND SUBSISTENCE - STUDE | 3,650.00 |
| 5/19/2026 | SOLIANT HEALTH | PROFESSIONAL SERVICES | 11,080.00 |
| 5/19/2026 | SOLUTION TREE | TRAVEL, TRAINING & SUBSISTENCE | 769.00 |
| 5/19/2026 | SPOTTER STAFFING | PROFESSIONAL SERVICES | 2,400.00 |
| 5/19/2026 | SPRING CREEK BARBEQUE #2 LTD | REFRESHMENTS/FOOD FOR MEETINGS | 368.95 |
| 5/19/2026 | STAPLES ADVANTAGE | GENERAL SUPPLIES | 1,920.38 |
| 5/19/2026 | STUDENT CONDUCTOR, INC | GENERAL SUPPLIES | 400.00 |
| 5/19/2026 | SUNDANCE EVENTS | RENTALS-OPERATING LEASES | 996.00 |
| 5/19/2026 | TARRANT COUNTY TAX OFFICE | MISCELLANEOUS OPERATING COSTS | 450.00 |
| 5/19/2026 | TEXAS ASSOCIATION OF SCHOOL BUSINESS | LOBBYING | 2.05 |
| 5/19/2026 | TEXAS ASSOCIATION OF SCHOOL BUSINESS | MEMBERSHIPS | 152.95 |
| 5/19/2026 | TEXAS ASSOCIATION OF SCHOOL BUSINESS | TRAVEL, TRAINING & SUBSISTENCE | 2,830.00 |
| 5/19/2026 | TEXAS ASSOC FOR HEALTH, PHYS ED, REC & | MEMBERSHIPS | 70.00 |
| 5/19/2026 | TEXAS ASSOCIATION OF SCHOOL BOARDS, II | TRAVEL, TRAINING & SUBSISTENCE | 1,120.00 |
| 5/19/2026 | TEXAS ENERGY MANAGERS ASSOCIATION | MEMBERSHIPS | 100.00 |

MANSFIELD INDEPENDENT SCHOOL DISTRICT

Fund Disbursement Report for 5/1/2026 through 5/31/2026

| <u>DATE PAID</u> | <u>NAME</u> | <u>ITEM DESCRIPTION</u> | <u>AMOUNT</u> |
|--------------------------------|---|---------------------------------|---------------|
| 199 - GENERAL OPERATING | | | |
| 5/19/2026 | TEXAS ENERGY MANAGERS ASSOCIATION | TRAVEL, TRAINING & SUBSISTENCE | 3,250.00 |
| 5/19/2026 | TEXAS OVERHEAD DOOR LLC, PASSCO | CONTRACTED MAINTENANCE AND REP | 3,575.00 |
| 5/19/2026 | TEXAS STATE FLORISTS ASSOCIATION | TESTING MATERIALS | 450.00 |
| 5/19/2026 | TRANE, ACCT #8162331 | OTHER SUPPLIES FOR M&O | 292.43 |
| 5/19/2026 | TREKORDA, LLC | MISCELLANEOUS CONTRACTED SERVIC | 697.00 |
| 5/19/2026 | TRIPODI, MONICA | TECHNOLOGY EQUIPMNT <\$10000 | 350.00 |
| 5/19/2026 | ULINE | FURNITURE <\$10,000 | 756.00 |
| 5/19/2026 | UNITED REFRIGERATION INC | OTHER SUPPLIES FOR M&O | 531.36 |
| 5/19/2026 | VALENTINE, NANETTE | TRAVEL, TRAINING & SUBSISTENCE | 65.10 |
| 5/19/2026 | VECTOR CONCEPTS, INC. | CONTRACTED MAINTENANCE AND REP | 8,776.17 |
| 5/19/2026 | VERITIV OPERATING CO. | INVENTORY - WAREHOUSE SUPPLIES | 4,752.30 |
| 5/19/2026 | VOCATIONAL AGRICULTURE TEACHERS ASSC | DEFERRED EXPENDITURES/EXPENSES | 1,050.00 |
| 5/19/2026 | VOCATIONAL AGRICULTURE TEACHERS ASSC | TRAVEL, TRAINING & SUBSISTENCE | 0.00 |
| 5/19/2026 | WEISSMAN | GENERAL SUPPLIES | 616.84 |
| 5/19/2026 | WEST MUSIC COMPANY | GENERAL SUPPLIES | 354.83 |
| 5/19/2026 | WESTERN - BRW PAPER CO, OVOL USA | GENERAL SUPPLIES | 2,580.60 |
| 5/19/2026 | WHOLESALE ELECTRIC SUPPLY COMPANY, II | OTHER SUPPLIES FOR M&O | 380.90 |
| 5/19/2026 | WOODALL, MICHELLE | TRAVEL AND SUBSISTENCE - STUDE | 350.42 |
| 5/19/2026 | WRIGHT, DAVID | TRAVEL, TRAINING & SUBSISTENCE | 32.86 |
| 5/21/2026 | ALLMON, RACHEL | MISCELLANEOUS OPERATING COSTS | 13.55 |
| 5/21/2026 | AMAZON CAPITAL SERVICES INC | GENERAL SUPPLIES | 749.99 |
| 5/21/2026 | AMAZON CAPITAL SERVICES INC | MISCELLANEOUS OPERATING COSTS | 149.95 |
| 5/21/2026 | AMERICAN ALLIED HEALTH INC | TESTING MATERIALS | 10,605.00 |
| 5/21/2026 | AWARD CENTER | MISCELLANEOUS CONTRACTED SERVIC | 191.67 |
| 5/21/2026 | BENOIT, MARKIELA | MISCELLANEOUS CONTRACTED SERVIC | 650.00 |
| 5/21/2026 | BOUND TO STAY BOUND BOOKS INC | READING/REF MATERIALS/DATABASE | 97.02 |
| 5/21/2026 | BUSINESS INTERIORS | FURNITURE <\$10,000 | 4,124.10 |
| 5/21/2026 | CAS-CLAIMS ADMINISTRATIVE SVCS | OTHER | 80,766.12 |
| 5/21/2026 | CDW GOVERNMENT | GENERAL SUPPLIES | 1,228.51 |
| 5/21/2026 | CHANDLEE, KEVIN | TRAVEL, TRAINING & SUBSISTENCE | 44.10 |
| 5/21/2026 | CHICK-FIL-A #01021, N WALNUT CREEK | REFRESHMENTS/FOOD FOR MEETINGS | 933.10 |
| 5/21/2026 | CITY OF MANSFIELD, UTILITIES | UTILITIES - WATER | 6,970.11 |
| 5/21/2026 | COLLEGE BOARD | TRAVEL, TRAINING & SUBSISTENCE | 1,075.00 |
| 5/21/2026 | COMMERCIAL RECORDER | STATUTORILY REQ PUBLIC NOTICE | 193.80 |
| 5/21/2026 | COMMUNICATIONS PLUS, INC. | CONTRACTED MAINTENANCE AND REP | 1,352.60 |
| 5/21/2026 | DAVENPORT KING, KETRA | TRAVEL, TRAINING & SUBSISTENCE | 398.04 |
| 5/21/2026 | DEMCO INC | GENERAL SUPPLIES | 124.27 |
| 5/21/2026 | DIR TELECOMMUNICATIONS SERVICES DIVIS | UTILITIES - TELEPHONE | 0.71 |
| 5/21/2026 | DREAM RANCH OFFICE SUPPLIES | GENERAL SUPPLIES | 3,434.51 |
| 5/21/2026 | EAN SERVICES, LLC ENTERPRISE RENT A C - | TRAVEL AND SUBSISTENCE - STUDE | 483.15 |
| 5/21/2026 | EAN SERVICES, LLC ENTERPRISE RENT A C - | TRAVEL, TRAINING & SUBSISTENCE | 347.95 |
| 5/21/2026 | ELLIOTT ELECTRIC SUPPLY INC | OTHER SUPPLIES FOR M&O | 123.30 |
| 5/21/2026 | EZ FLEX SPORT MATS | MISCELLANEOUS CONTRACTED SERVIC | 9,263.80 |
| 5/21/2026 | FLYING SQUIRREL COFFEE COMPANY | REFRESHMENTS/FOOD FOR MEETINGS | 650.00 |
| 5/21/2026 | FRONTIER WASTE SOLUTIONS, FRONTIER AC | UTILITIES - TRASH | 100.00 |
| 5/21/2026 | FUGATE, JENNIFER | TRAVEL, TRAINING & SUBSISTENCE | 92.00 |
| 5/21/2026 | GENUINE PARTS COMPANY-NAPA | GASOLINE AND OTHER FUELS OR VE | 172.70 |
| 5/21/2026 | GENUINE PARTS COMPANY-NAPA | GENERAL SUPPLIES | 2.76 |
| 5/21/2026 | GENUINE PARTS COMPANY-NAPA | VEHICLE PARTS & SUPPLIES | 615.08 |
| 5/21/2026 | HD SUPPLY, INC | INVENTORY - WAREHOUSE SUPPLIES | 53.88 |
| 5/21/2026 | HOENIG, SOPHIA | TRAVEL, TRAINING & SUBSISTENCE | 35.91 |
| 5/21/2026 | IML SECURITY SUPPLY, INTERMOUNTAIN LOC | OTHER SUPPLIES FOR M&O | 1,225.09 |
| 5/21/2026 | JADEZ EVENTS DECOR, VERONICA SANCHEZ | MISCELLANEOUS CONTRACTED SERVIC | 572.00 |
| 5/21/2026 | JASON'S DELI, MANSFIELD | REFRESHMENTS/FOOD FOR MEETINGS | 1,266.90 |
| 5/21/2026 | JIMENEZ, JOHN | TRAVEL, TRAINING & SUBSISTENCE | 97.65 |

MANSFIELD INDEPENDENT SCHOOL DISTRICT

Fund Disbursement Report for 5/1/2026 through 5/31/2026

| <u>DATE PAID</u> | <u>NAME</u> | <u>ITEM DESCRIPTION</u> | <u>AMOUNT</u> |
|--------------------------------|--|--------------------------------|---------------|
| 199 - GENERAL OPERATING | | | |
| 5/21/2026 | JOSTENS, INC | MISCELLANEOUS OPERATING COSTS | 1,586.55 |
| 5/21/2026 | LANGO LLC | MISCELLANEOUSCONTRACTED SERVIC | 118.80 |
| 5/21/2026 | LAWSON, CAYLEB | REFRESHMENTS/FOOD FOR MEETINGS | 92.00 |
| 5/21/2026 | LENDAN COMMUNICATIONS | MISCELLANEOUSCONTRACTED SERVIC | 399.00 |
| 5/21/2026 | LEWIS, SARA | TRAVEL AND SUBSISTENCE - STUDE | 125.43 |
| 5/21/2026 | LEWIS, WYNDIE | TRAVEL, TRAINING & SUBSISTENCE | 42.53 |
| 5/21/2026 | LILLIWORKS ACTIVE LEARNING FOUNDATION | GENERAL SUPPLIES | 500.00 |
| 5/21/2026 | LONGHORN, INC. | OTHER SUPPLIES FOR M&O | 431.44 |
| 5/21/2026 | LOWE'S COMPANIES, INC | GENERAL SUPPLIES | 402.10 |
| 5/21/2026 | LOWE'S COMPANIES, INC | OTHER SUPPLIES FOR M&O | 342.87 |
| 5/21/2026 | MANSFIELD GAS & EXHAUST | CONTRACTED MAINTENANCE AND REP | 111.00 |
| 5/21/2026 | MUNOZ, CRESENCIO | TRAVEL, TRAINING & SUBSISTENCE | 172.58 |
| 5/21/2026 | NATIONAL RECRUITING CONSULTANTS, LLC | PROFESSIONAL SERVICES | 3,952.50 |
| 5/21/2026 | THE ODEE PRINTING COMPANY, JUST BBQ LI | MISCELLANEOUS OPERATING COSTS | 4,176.00 |
| 5/21/2026 | ODELUSI, DEREK | TRAVEL, TRAINING & SUBSISTENCE | 120.00 |
| 5/21/2026 | PARLIN, JENNIFER | TRAVEL, TRAINING & SUBSISTENCE | 251.00 |
| 5/21/2026 | PETROLEUM TRADERS CORPORATION | GASOLINE AND OTHER FUELS OR VE | 60,820.23 |
| 5/21/2026 | PINNACLE MEDICAL MANAGEMENT | PROFESSIONAL SERVICES | 3,860.00 |
| 5/21/2026 | PROBST AUDIO, SCOTT PROBST | MISCELLANEOUSCONTRACTED SERVIC | 1,100.00 |
| 5/21/2026 | QUALITY AIR & LIFT SERVICE | MISCELLANEOUSCONTRACTED SERVIC | 145.00 |
| 5/21/2026 | R&H PARTS AND SERVICE INC | GENERAL SUPPLIES | 7,061.99 |
| 5/21/2026 | REALITYWORKS, INC | GENERAL SUPPLIES | 16,106.07 |
| 5/21/2026 | REPUBLIC SERVICES INC | UTILITIES - TRASH | 1,697.90 |
| 5/21/2026 | SCHLOTZSKY'S STORES LLC, MANSFIELD#17 | REFRESHMENTS/FOOD FOR MEETINGS | 864.40 |
| 5/21/2026 | SCHOOL SPECIALTY, LLC | GENERAL SUPPLIES | 2,534.91 |
| 5/21/2026 | SHERWIN-WILLIAMS | OTHER SUPPLIES FOR M&O | 144.50 |
| 5/21/2026 | STAPLES ADVANTAGE | GENERAL SUPPLIES | 613.73 |
| 5/21/2026 | TILLMAN-YOUNG, CHRISTA | TRAVEL, TRAINING & SUBSISTENCE | 461.60 |
| 5/21/2026 | U.S. BANK NATIONAL ASSOCIATION | TRAVEL AND SUBSISTENCE - STUDE | 4,095.00 |
| 5/21/2026 | WILLIAMS, DALLAS | TRAVEL AND SUBSISTENCE - STUDE | 137.00 |
| 5/22/2026 | U.S. BANK NATIONAL ASSOCIATION | GENERAL SUPPLIES | 8,936.93 |
| 5/22/2026 | U.S. BANK NATIONAL ASSOCIATION | MISCELLANEOUS OPERATING COSTS | 2,821.56 |
| 5/22/2026 | U.S. BANK NATIONAL ASSOCIATION | MISCELLANEOUSCONTRACTED SERVIC | 800.50 |
| 5/22/2026 | U.S. BANK NATIONAL ASSOCIATION | OTHER SUPPLIES FOR M&O | 379.96 |
| 5/22/2026 | U.S. BANK NATIONAL ASSOCIATION | POSTAGE | 108.98 |
| 5/22/2026 | U.S. BANK NATIONAL ASSOCIATION | REFRESHMENTS/FOOD FOR MEETINGS | 16,531.06 |
| 5/22/2026 | U.S. BANK NATIONAL ASSOCIATION | SOFTWARE SUBSCRIPTIONS | 305.92 |
| 5/22/2026 | U.S. BANK NATIONAL ASSOCIATION | TECHNOLOGY EQUIPMNT<\$10000 | 5,238.92 |
| 5/22/2026 | U.S. BANK NATIONAL ASSOCIATION | TESTING MATERIALS | 536.50 |
| 5/22/2026 | U.S. BANK NATIONAL ASSOCIATION | TRAVEL AND SUBSISTENCE - NON-E | 622.96 |
| 5/22/2026 | U.S. BANK NATIONAL ASSOCIATION | TRAVEL AND SUBSISTENCE - STUDE | 67,903.67 |
| 5/22/2026 | U.S. BANK NATIONAL ASSOCIATION | TRAVEL, TRAINING & SUBSISTENCE | 3,339.59 |
| 5/26/2026 | A-1 CLEANERS INC | MISCELLANEOUSCONTRACTED SERVIC | 269.88 |
| 5/26/2026 | ALLIANCE LAUNDRY SYSTEMS DISTRIBUTION | OTHER SUPPLIES FOR M&O | 3,187.69 |
| 5/26/2026 | AMAZON CAPITAL SERVICES INC | GENERAL SUPPLIES | 3,614.84 |
| 5/26/2026 | AMAZON CAPITAL SERVICES INC | REFRESHMENTS/FOOD FOR MEETINGS | 14.80 |
| 5/26/2026 | AMERICAN BEARING CO | OTHER SUPPLIES FOR M&O | 27.52 |
| 5/26/2026 | APPLE INC. | GENERAL SUPPLIES | 148.00 |
| 5/26/2026 | B&B COMMERCIAL PRINTING, KENNETH BURI | GENERAL SUPPLIES | 198.00 |
| 5/26/2026 | BLENDERBOX INC | SOFTWARE SUBSCRIPTIONS | 15,000.00 |
| 5/26/2026 | BLICK ART MATERIALS,LLC | GENERAL SUPPLIES | 11.98 |
| 5/26/2026 | BULK BOOKSTORE | READING/REF MATERIALS/DATABASE | 1,192.20 |
| 5/26/2026 | BUSINESS ESSENTIALS, CMBC INVESTMENT | GENERAL SUPPLIES | 988.56 |
| 5/26/2026 | CAT-FISH AQUATICS, LLC | CONTRACTED MAINTENANCE AND REP | 220.00 |
| 5/26/2026 | CAT-FISH AQUATICS, LLC | GENERAL SUPPLIES | 6.99 |

MANSFIELD INDEPENDENT SCHOOL DISTRICT

Fund Disbursement Report for 5/1/2026 through 5/31/2026

| <u>DATE PAID</u> | <u>NAME</u> | <u>ITEM DESCRIPTION</u> | <u>AMOUNT</u> |
|--------------------------------|--|---------------------------------|---------------|
| 199 - GENERAL OPERATING | | | |
| 5/26/2026 | CDW GOVERNMENT | TECHNOLOGY EQUIPMNT<\$10000 | 17,843.23 |
| 5/26/2026 | CENTURY HVAC DISTRIBUTING, L.P. | OTHER SUPPLIES FOR M&O | 120.68 |
| 5/26/2026 | CHAPMAN-WERNER, GRETCHEN | REFRESHMENTS/FOOD FOR MEETINGS | 92.00 |
| 5/26/2026 | CHICK-FIL-A #01021, N WALNUT CREEK | REFRESHMENTS/FOOD FOR MEETINGS | 79.85 |
| 5/26/2026 | CLEAR CHANNEL OUTDOOR LLC, CLEAR CHA | MISCELLANEOUS OPERATING COSTS | 8,000.00 |
| 5/26/2026 | COLEMAN, JACODY | TRAVEL, TRAINING & SUBSISTENCE | 155.00 |
| 5/26/2026 | DEMCO INC | GENERAL SUPPLIES | 298.87 |
| 5/26/2026 | DREAM RANCH OFFICE SUPPLIES | GENERAL SUPPLIES | 553.00 |
| 5/26/2026 | DUNCAN, WILLIAM | MISCELLANEOUS OPERATING COSTS | 47.99 |
| 5/26/2026 | FLOWERS, KATIE | TRAVEL, TRAINING & SUBSISTENCE | 342.32 |
| 5/26/2026 | FORD, ALICE | TRAVEL, TRAINING & SUBSISTENCE | 118.87 |
| 5/26/2026 | GALLS, LLC, RED THE UNIFORM | GENERAL SUPPLIES | 534.16 |
| 5/26/2026 | HUFFORD PIANO SERVICES DFW | CONTRACTED MAINTENANCE AND REP | 1,710.00 |
| 5/26/2026 | J W PEPPER & SON, INC | GENERAL SUPPLIES | 4,949.98 |
| 5/26/2026 | JASON'S DELI, MANSFIELD | REFRESHMENTS/FOOD FOR MEETINGS | 113.85 |
| 5/26/2026 | JONES SCHOOL SUPPLY | MISCELLANEOUS OPERATING COSTS | 604.74 |
| 5/26/2026 | JOSTENS, INC | MISCELLANEOUS OPERATING COSTS | 43.65 |
| 5/26/2026 | LANGO LLC | MISCELLANEOUS CONTRACTED SERVIC | 147.40 |
| 5/26/2026 | LENNOX INDUSTRIES INC | OTHER SUPPLIES FOR M&O | 35.30 |
| 5/26/2026 | LOWE'S COMPANIES, INC | GENERAL SUPPLIES | 215.23 |
| 5/26/2026 | LOWE'S COMPANIES, INC | OTHER SUPPLIES FOR M&O | 1,420.32 |
| 5/26/2026 | MANSFIELD GAS & EXHAUST | CONTRACTED MAINTENANCE AND REP | 18.50 |
| 5/26/2026 | MARKET STREET, UNITED SUPERMAR | REFRESHMENTS/FOOD FOR MEETINGS | 252.49 |
| 5/26/2026 | MCCORKLE, LORI | TRAVEL, TRAINING & SUBSISTENCE | 151.06 |
| 5/26/2026 | MCWILLIAMS, DANNA | TRAVEL, TRAINING & SUBSISTENCE | 150.01 |
| 5/26/2026 | MOBILE COMMUNICATIONS AMERICA INC | GENERAL SUPPLIES | 1,491.00 |
| 5/26/2026 | MONTELONGO, MARIA | TRAVEL, TRAINING & SUBSISTENCE | 148.33 |
| 5/26/2026 | MOORE SUPPLY COMPANY | OTHER SUPPLIES FOR M&O | 792.45 |
| 5/26/2026 | MUNOZ, ANA | TRAVEL, TRAINING & SUBSISTENCE | 471.47 |
| 5/26/2026 | MUSIC AND ARTS CENTER - ATTN: ACCOUNTS | GENERAL SUPPLIES | 761.33 |
| 5/26/2026 | NATIONAL RECRUITING CONSULTANTS, LLC | PROFESSIONAL SERVICES | 1,700.00 |
| 5/26/2026 | NATIONAL WHOLESALE SUPPLY INC | OTHER SUPPLIES FOR M&O | 113.84 |
| 5/26/2026 | NOVO STAFFING, P20 PARENT INC | PROFESSIONAL SERVICES | 7,386.25 |
| 5/26/2026 | PATTERSON, KATHERINE | TRAVEL, TRAINING & SUBSISTENCE | 23.80 |
| 5/26/2026 | POLLOCK INVESTMENTS INCORPORATED, VE | INVENTORY - WAREHOUSE SUPPLIES | 6,494.52 |
| 5/26/2026 | QDOBA MEXICAN GRILL, BDAA HOLDINGS | REFRESHMENTS/FOOD FOR MEETINGS | 1,092.53 |
| 5/26/2026 | QUALITY SOUND AND COMMUNICATIONS INC | CONTRACTED MAINTENANCE AND REP | 570.00 |
| 5/26/2026 | REGION 11 ESC | EDUCATION SERVICE CENTER SERVI | 2,550.00 |
| 5/26/2026 | REGION 4 ESC | EDUCATION SERVICE CENTER SERVI | 2,041.25 |
| 5/26/2026 | RELIABLE PARTS INC. | OTHER SUPPLIES FOR M&O | 163.82 |
| 5/26/2026 | REPUBLIC SERVICES INC | UTILITIES - TRASH | 1,428.33 |
| 5/26/2026 | ROSA'S CAFE & TORTILLA FACTORY LTD. | REFRESHMENTS/FOOD FOR MEETINGS | 2,002.90 |
| 5/26/2026 | SANTOS ADORNO, ERIKA | TRAVEL, TRAINING & SUBSISTENCE | 282.03 |
| 5/26/2026 | SCEARCE, BENJAMIN | TRAVEL, TRAINING & SUBSISTENCE | 163.80 |
| 5/26/2026 | SCHOOL SPECIALTY, LLC | GENERAL SUPPLIES | 5,459.99 |
| 5/26/2026 | SHC SERVICES INC | PROFESSIONAL SERVICES | 2,405.00 |
| 5/26/2026 | SHERWIN-WILLIAMS | OTHER SUPPLIES FOR M&O | 53.66 |
| 5/26/2026 | SITEONE LANDSCAPE SUPPLY, LLC | OTHER SUPPLIES FOR M&O | 132.86 |
| 5/26/2026 | SOLIANT HEALTH | PROFESSIONAL SERVICES | 12,457.00 |
| 5/26/2026 | SOTO, TERA | TRAVEL, TRAINING & SUBSISTENCE | 52.78 |
| 5/26/2026 | SPOTTER STAFFING | PROFESSIONAL SERVICES | 2,440.00 |
| 5/26/2026 | TARRANT COUNTY TAX OFFICE | MISCELLANEOUS OPERATING COSTS | 86.75 |
| 5/26/2026 | TEXAS A&M ENGINEERING EXPERIMENT STA | TRAVEL AND SUBSISTENCE - STUDE | 315.00 |
| 5/26/2026 | TEXAS ASSOCIATION OF SCHOOL BUSINESS | LOBBYING | 8.70 |
| 5/26/2026 | TEXAS ASSOCIATION OF SCHOOL BUSINESS | MEMBERSHIPS | 301.30 |

MANSFIELD INDEPENDENT SCHOOL DISTRICT

Fund Disbursement Report for 5/1/2026 through 5/31/2026

| <u>DATE PAID</u> | <u>NAME</u> | <u>ITEM DESCRIPTION</u> | <u>AMOUNT</u> |
|--------------------------------|---|---------------------------------|---------------|
| 199 - GENERAL OPERATING | | | |
| 5/26/2026 | TEXAS ASSOCIATION OF SCHOOL BOARDS, II | TRAVEL, TRAINING & SUBSISTENCE | 100.00 |
| 5/26/2026 | TOTAL MAINTENANCE SOLUTIONS, TMS SOU | OTHER SUPPLIES FOR M&O | 421.38 |
| 5/26/2026 | TRAVELIN TOM'S COFFEE OF NW ELLIS CO | REFRESHMENTS/FOOD FOR MEETINGS | 432.60 |
| 5/26/2026 | TREKORDA, LLC | MISCELLANEOUS CONTRACTED SERVIC | 345.00 |
| 5/26/2026 | UNITED REFRIGERATION INC | OTHER SUPPLIES FOR M&O | 541.31 |
| 5/26/2026 | UT HEALTH SAN ANTONIO, UNI OF TX HSC | TESTING MATERIALS | 1,700.00 |
| 5/26/2026 | VAN COUNTRY LLC | TRAVEL AND SUBSISTENCE - STUDE | 570.31 |
| 5/26/2026 | WHOLESALE ELECTRIC SUPPLY COMPANY, II | OTHER SUPPLIES FOR M&O | 1,013.04 |
| 5/28/2026 | ALLEN, SHAKENDRA | TRAVEL, TRAINING & SUBSISTENCE | 214.40 |
| 5/28/2026 | ALVARADO VET CLINIC | MISCELLANEOUS CONTRACTED SERVIC | -553.46 |
| 5/28/2026 | ALVARADO VET CLINIC | OTHER REVENUES FROM LOCAL SOUR | -760.30 |
| 5/28/2026 | AMAZON CAPITAL SERVICES INC | GENERAL SUPPLIES | 152.60 |
| 5/28/2026 | AMERICAN ALLIED HEALTH INC | TESTING MATERIALS | 1,995.00 |
| 5/28/2026 | AWARD CENTER | MISCELLANEOUS OPERATING COSTS | 1,847.98 |
| 5/28/2026 | B&B COMMERCIAL PRINTING, KENNETH BUR | MISCELLANEOUS CONTRACTED SERVIC | 260.00 |
| 5/28/2026 | BITLY, INC. | SOFTWARE SUBSCRIPTIONS | 5,000.00 |
| 5/28/2026 | BLICK ART MATERIALS, LLC | GENERAL SUPPLIES | 27.78 |
| 5/28/2026 | BRACKETT & ELLIS, PC | LEGAL SERVICES | 20,265.20 |
| 5/28/2026 | BRADY INDUSTRIES OF TEXAS LLC | INVENTORY - WAREHOUSE SUPPLIES | 1,182.60 |
| 5/28/2026 | BROOKS, KATHERINE | TRAVEL, TRAINING & SUBSISTENCE | 139.93 |
| 5/28/2026 | BUSINESS ESSENTIALS, CMBC INVESTMENT | GENERAL SUPPLIES | 104.20 |
| 5/28/2026 | CAPSTONE, COUGHLAN COMPAN | READING/REF MATERIALS/DATABASE | 350.00 |
| 5/28/2026 | CENTRAL APPRAISAL DISTRICT OF JOHNSON | DEFERRED EXPENDITURES/EXPENSES | 85,533.18 |
| 5/28/2026 | CENTRAL APPRAISAL DISTRICT OF JOHNSON | TAX APPRAISAL AND COLLECTION | 0.00 |
| 5/28/2026 | CESCO INC | TECHNOLOGY EQUIPMNT <\$10000 | 658.00 |
| 5/28/2026 | CHICK-FIL-A #01021, N WALNUT CREEK | REFRESHMENTS/FOOD FOR MEETINGS | 87.30 |
| 5/28/2026 | CITY OF MANSFIELD PARKS & RECREATION, I | MISCELLANEOUS CONTRACTED SERVIC | 500.00 |
| 5/28/2026 | CLASSIC TURF EQUIPMENT | OTHER SUPPLIES FOR M&O | 3,101.52 |
| 5/28/2026 | CLIBORN, MARY | MISCELLANEOUS CONTRACTED SERVIC | 84.00 |
| 5/28/2026 | COMPLETE SUPPLY, INC | INVENTORY - WAREHOUSE SUPPLIES | 2,743.68 |
| 5/28/2026 | COOK CHILDREN'S HEALTH CARE SYSTEM | TRAVEL, TRAINING & SUBSISTENCE | 50.00 |
| 5/28/2026 | DH EVENTS AND SUPPLY, ANNA REEVES | MISCELLANEOUS CONTRACTED SERVIC | 75.00 |
| 5/28/2026 | DISCOUNT TIRE/AMERICA'S TIRE, REINALT-T | VEHICLE PARTS & SUPPLIES | 1,881.20 |
| 5/28/2026 | DREAM RANCH OFFICE SUPPLIES | GENERAL SUPPLIES | 224.70 |
| 5/28/2026 | DYNAMO TANK, LLC | MISCELLANEOUS CONTRACTED SERVIC | 124.50 |
| 5/28/2026 | EAN SERVICES, LLC ENTERPRISE RENT A C - | TRAVEL, TRAINING & SUBSISTENCE | 178.64 |
| 5/28/2026 | EDUCATIONAL SERVICE SOLUTIONS | CONTRACTED MAINTENANCE AND REP | 31,947.00 |
| 5/28/2026 | FASTSIGNS 10303 | CONTRACTED MAINTENANCE AND REP | 1,918.44 |
| 5/28/2026 | FLAT TOP ROAD LLC, JAKES BURGERS | REFRESHMENTS/FOOD FOR MEETINGS | 2,972.00 |
| 5/28/2026 | FOLLETT CONTENT SOLUTIONS, LLC, BOOKS | READING/REF MATERIALS/DATABASE | 1,487.34 |
| 5/28/2026 | FRONTIER WASTE SOLUTIONS, FRONTIER AC | UTILITIES - TRASH | 1,305.10 |
| 5/28/2026 | GENUINE PARTS COMPANY-NAPA | GASOLINE AND OTHER FUELS OR VE | 737.24 |
| 5/28/2026 | GENUINE PARTS COMPANY-NAPA | OTHER SUPPLIES FOR M&O | 433.22 |
| 5/28/2026 | GENUINE PARTS COMPANY-NAPA | VEHICLE PARTS & SUPPLIES | 390.64 |
| 5/28/2026 | GEORGE, GREGORY | TRAVEL, TRAINING & SUBSISTENCE | 250.60 |
| 5/28/2026 | HD SUPPLY, INC | INVENTORY - WAREHOUSE SUPPLIES | 53.88 |
| 5/28/2026 | HOLBROOKS, SHEILA | TRAVEL, TRAINING & SUBSISTENCE | 46.82 |
| 5/28/2026 | IXL LEARNING, INC | SOFTWARE SUBSCRIPTIONS | 17,937.50 |
| 5/28/2026 | JACKSON, NATHAN | MISCELLANEOUS CONTRACTED SERVIC | 110.00 |
| 5/28/2026 | JADEZ EVENTS DECOR, VERONICA SANCHEZ | MISCELLANEOUS CONTRACTED SERVIC | 1,901.97 |
| 5/28/2026 | JASON'S DELI, MANSFIELD | REFRESHMENTS/FOOD FOR MEETINGS | 1,105.49 |
| 5/28/2026 | JET SECURITY LLC | MISCELLANEOUS CONTRACTED SERVIC | 5,280.00 |
| 5/28/2026 | JET'S PIZZA | REFRESHMENTS/FOOD FOR MEETINGS | 300.00 |
| 5/28/2026 | JONES SCHOOL SUPPLY | MISCELLANEOUS OPERATING COSTS | 55.96 |
| 5/28/2026 | JOSTENS, INC | MISCELLANEOUS OPERATING COSTS | 1,221.20 |

MANSFIELD INDEPENDENT SCHOOL DISTRICT

Fund Disbursement Report for 5/1/2026 through 5/31/2026

| <u>DATE PAID</u> | <u>NAME</u> | <u>ITEM DESCRIPTION</u> | <u>AMOUNT</u> |
|--------------------------------|---|---------------------------------|---------------|
| 199 - GENERAL OPERATING | | | |
| 5/28/2026 | KAPLAN EARLY LEARNING COMPANY | GENERAL SUPPLIES | 46.55 |
| 5/28/2026 | KINGS III EMERGENCY COMMS, KINGS III OF / | UTILITIES - TELEPHONE | 220.50 |
| 5/28/2026 | LEASOR CRASS, P.C. | LEGAL SERVICES | 977.00 |
| 5/28/2026 | LONGHORN, INC. | OTHER SUPPLIES FOR M&O | 201.26 |
| 5/28/2026 | LOWE'S COMPANIES, INC | GENERAL SUPPLIES | 943.66 |
| 5/28/2026 | LOWE'S COMPANIES, INC | OTHER SUPPLIES FOR M&O | 544.83 |
| 5/28/2026 | MAINSTAY FARM | TRAVEL AND SUBSISTENCE - STUDE | 1,196.00 |
| 5/28/2026 | MAMA'S PIZZA | REFRESHMENTS/FOOD FOR MEETINGS | 170.00 |
| 5/28/2026 | MANSFIELD GAS & EXHAUST | CONTRACTED MAINTENANCE AND REP | 18.50 |
| 5/28/2026 | MANSFIELD GLASS LLC, GGM HOLDINGS INC | CONTRACTED MAINTENANCE AND REP | 1,780.83 |
| 5/28/2026 | MARKAN, AMY | TRAVEL, TRAINING & SUBSISTENCE | 312.34 |
| 5/28/2026 | MOORE SUPPLY COMPANY | OTHER SUPPLIES FOR M&O | 645.84 |
| 5/28/2026 | MORGAN LIVESTOCK EQUIPMENT & SALES IN | GENERAL SUPPLIES | 9,055.00 |
| 5/28/2026 | NATIONAL RECRUITING CONSULTANTS, LLC | PROFESSIONAL SERVICES | 1,147.50 |
| 5/28/2026 | THE ODEE PRINTING COMPANY, JUST BBQ LI | MISCELLANEOUS OPERATING COSTS | 8,164.07 |
| 5/28/2026 | PATTERSON, KATHERINE | TRAVEL, TRAINING & SUBSISTENCE | 36.75 |
| 5/28/2026 | PENDER'S MUSIC COMPANY | GENERAL SUPPLIES | 1,166.55 |
| 5/28/2026 | PETROLEUM TRADERS CORPORATION | GASOLINE AND OTHER FUELS OR VE | 56,582.15 |
| 5/28/2026 | PHAM, THAO | MISCELLANEOUS CONTRACTED SERVIC | 110.00 |
| 5/28/2026 | QDOBA MEXICAN GRILL, BDAA HOLDINGS | REFRESHMENTS/FOOD FOR MEETINGS | 1,032.42 |
| 5/28/2026 | REGION 10 ESC | EDUCATION SERVICE CENTER SERVI | 1,200.00 |
| 5/28/2026 | REGION 4 ESC | EDUCATION SERVICE CENTER SERVI | 1,920.00 |
| 5/28/2026 | RESPONSIVE LEARNING | TRAVEL, TRAINING & SUBSISTENCE | 4,100.00 |
| 5/28/2026 | ROSA'S CAFE & TORTILLA FACTORY LTD. | REFRESHMENTS/FOOD FOR MEETINGS | 167.80 |
| 5/28/2026 | RUSSELL'S EDUCATIONAL CONSULTING | READING/REF MATERIALS/DATABASE | 3,108.65 |
| 5/28/2026 | SCHLOTZSKY'S STORES LLC, MANSFIELD#17 | REFRESHMENTS/FOOD FOR MEETINGS | 870.31 |
| 5/28/2026 | SCHOOL HEALTH CORPORATION | MISCELLANEOUS CONTRACTED SERVIC | 1,500.00 |
| 5/28/2026 | SECURED MOBILITY LLC, MICHAEL P LARANA | CONTRACTED MAINTENANCE AND REP | 300.00 |
| 5/28/2026 | SHERWIN-WILLIAMS | OTHER SUPPLIES FOR M&O | 192.33 |
| 5/28/2026 | SILVERQUICKEN EDUCATION INC | MISCELLANEOUS CONTRACTED SERVIC | 2,000.00 |
| 5/28/2026 | SKYWAY CHARTERS LLC | TRAVEL AND SUBSISTENCE - STUDE | 22,315.00 |
| 5/28/2026 | SOUTHWASTE DISPOSAL, LLC | CONTRACTED MAINTENANCE AND REP | 5,527.50 |
| 5/28/2026 | STAPLES ADVANTAGE | GENERAL SUPPLIES | 326.63 |
| 5/28/2026 | SUNDANCE EVENTS | RENTALS-OPERATING LEASES | 1,111.25 |
| 5/28/2026 | TARRANT COUNTY TAX OFFICE | MISCELLANEOUS OPERATING COSTS | 10.25 |
| 5/28/2026 | TEXAS A & M AGRILIFE EXT SERV | TRAVEL, TRAINING & SUBSISTENCE | 45.00 |
| 5/28/2026 | TEXAS A&M ENGINEERING EXPERIMENT STA | TRAVEL AND SUBSISTENCE - STUDE | 50.00 |
| 5/28/2026 | TEXAS ASSOCIATION OF SCHOOL BUSINESS | DEFERRED EXPENDITURES/EXPENSES | 175.00 |
| 5/28/2026 | TEXAS ASSOCIATION OF SCHOOL BUSINESS | TRAVEL, TRAINING & SUBSISTENCE | 0.00 |
| 5/28/2026 | TEXAS OVERHEAD DOOR LLC, PASSCO | CONTRACTED MAINTENANCE AND REP | 375.00 |
| 5/28/2026 | THE BREAKDOWN CAMP | MISCELLANEOUS CONTRACTED SERVIC | 3,125.00 |
| 5/28/2026 | THE HONEY BAKED HAM COMPANY LLC | REFRESHMENTS/FOOD FOR MEETINGS | 959.20 |
| 5/28/2026 | THERMO FLUIDS INC | CONTRACTED MAINTENANCE AND REP | 1,087.34 |
| 5/28/2026 | TIMBERVIEW FARMSTEAD, INC. | MISCELLANEOUS CONTRACTED SERVIC | 1,000.00 |
| 5/28/2026 | TOTAL MAINTENANCE SOLUTIONS, TMS SOU | OTHER SUPPLIES FOR M&O | 225.59 |
| 5/28/2026 | TRANE, ACCT #8162331 | OTHER SUPPLIES FOR M&O | 2,068.04 |
| 5/28/2026 | TRINH, ALINE | TRAVEL, TRAINING & SUBSISTENCE | 281.61 |
| 5/28/2026 | TXU ENERGY RETAIL COMPANY LLC, VISTRA | UTILITIES - ELECTRICITY | 390,865.53 |
| 5/28/2026 | UNIFIRST HOLDINGS, INC | RENTALS-OPERATING LEASES | 780.69 |
| 5/28/2026 | UNITED COOPERATIVE SERVICES, DBA | UTILITIES - ELECTRICITY | 23,644.65 |
| 5/28/2026 | UNITED REFRIGERATION INC | OTHER SUPPLIES FOR M&O | 2,335.66 |
| 5/28/2026 | VALENTINE, NANETTE | TRAVEL, TRAINING & SUBSISTENCE | 131.46 |
| 5/28/2026 | VOCATIONAL AGRICULTURE TEACHERS ASSC | DEFERRED EXPENDITURES/EXPENSES | -1,050.00 |
| 5/28/2026 | VOCATIONAL AGRICULTURE TEACHERS ASSC | TRAVEL, TRAINING & SUBSISTENCE | 0.00 |
| 5/28/2026 | WEISSMAN | GENERAL SUPPLIES | 1,091.84 |

MANSFIELD INDEPENDENT SCHOOL DISTRICT

Fund Disbursement Report for 5/1/2026 through 5/31/2026

| <u>DATE PAID</u> | <u>NAME</u> | <u>ITEM DESCRIPTION</u> | <u>AMOUNT</u> |
|--|---|---------------------------------|---------------------|
| 199 - GENERAL OPERATING | | | |
| 5/28/2026 | WESTERN PSYCHOLOGICAL SERVICES | TESTING MATERIALS | 346.50 |
| 5/28/2026 | WHOLESALE ELECTRIC SUPPLY COMPANY, II | OTHER SUPPLIES FOR M&O | 308.97 |
| 5/28/2026 | WILLIAM V. MACGILL & CO. | GENERAL SUPPLIES | 1,418.38 |
| 5/28/2026 | WOMACK, JEROD | TRAVEL, TRAINING & SUBSISTENCE | 383.29 |
| 199 - GENERAL OPERATING | | | 6,449,544.84 |
| 211 - ESEA TITLE I; IMPROVING BASIC | | | |
| 5/1/2026 | CHALLENGES ARE REWARDING, LLC, LAURAI | MISCELLANEOUS CONTRACTED SERVIC | 1,000.00 |
| 5/4/2026 | U.S. BANK NATIONAL ASSOCIATION | GENERAL SUPPLIES | 183.36 |
| 5/4/2026 | U.S. BANK NATIONAL ASSOCIATION | REFRESHMENTS/FOOD FOR MEETINGS | 2,329.06 |
| 5/4/2026 | U.S. BANK NATIONAL ASSOCIATION | TRAVEL, TRAINING & SUBSISTENCE | 0.00 |
| 5/5/2026 | AMAZON CAPITAL SERVICES INC | GENERAL SUPPLIES | 82.29 |
| 5/5/2026 | CLARITY CHILD GUIDANCE CENTER | TRAVEL, TRAINING & SUBSISTENCE | 825.00 |
| 5/5/2026 | DAFFODIL HILL PRESS, KKLM LEARNING | GENERAL SUPPLIES | 0.00 |
| 5/5/2026 | REGION 4 ESC | GENERAL SUPPLIES | 1,368.50 |
| 5/6/2026 | TRS | TEACHER RETIREMENT | 26,464.76 |
| 5/7/2026 | AMAZON CAPITAL SERVICES INC | READING/REF MATERIALS/DATABASE | 228.74 |
| 5/7/2026 | FORDE-FERRIER LLC | GENERAL SUPPLIES | 420.00 |
| 5/12/2026 | AMAZON CAPITAL SERVICES INC | GENERAL SUPPLIES | 741.80 |
| 5/12/2026 | AMAZON CAPITAL SERVICES INC | READING/REF MATERIALS/DATABASE | 382.25 |
| 5/12/2026 | ARTA TRAVEL | TRAVEL, TRAINING & SUBSISTENCE | 0.00 |
| 5/12/2026 | AVID CENTER | TRAVEL, TRAINING & SUBSISTENCE | 6,490.00 |
| 5/12/2026 | FORDE-FERRIER LLC | READING/REF MATERIALS/DATABASE | 840.00 |
| 5/12/2026 | LEA DEVERS LEAD EDUCATIONAL SERVICES | MISCELLANEOUS CONTRACTED SERVIC | 2,206.25 |
| 5/12/2026 | PRECISION BUSINESS MACHINES, INC | GENERAL SUPPLIES | 2,999.30 |
| 5/12/2026 | REGION 13, ESC | GENERAL SUPPLIES | 240.00 |
| 5/12/2026 | SHIPLEY DONUTS, KTJ DEVELOPMENT | REFRESHMENTS/FOOD FOR MEETINGS | 849.57 |
| 5/12/2026 | SOLUTION TREE | TRAVEL, TRAINING & SUBSISTENCE | 8,459.00 |
| 5/12/2026 | TEXAS ELEM PRIN & SUPR ASSOC, TEPSA | TRAVEL, TRAINING & SUBSISTENCE | 3,595.00 |
| 5/14/2026 | AMAZON CAPITAL SERVICES INC | READING/REF MATERIALS/DATABASE | 37.24 |
| 5/19/2026 | AMAZON CAPITAL SERVICES INC | GENERAL SUPPLIES | 303.40 |
| 5/19/2026 | AMAZON CAPITAL SERVICES INC | READING/REF MATERIALS/DATABASE | 57.56 |
| 5/21/2026 | AMAZON CAPITAL SERVICES INC | GENERAL SUPPLIES | 261.00 |
| 5/21/2026 | EAN SERVICES, LLC ENTERPRISE RENT A C - | TRAVEL, TRAINING & SUBSISTENCE | 0.00 |
| 5/21/2026 | LEA DEVERS LEAD EDUCATIONAL SERVICES | MISCELLANEOUS CONTRACTED SERVIC | 2,062.50 |
| 5/21/2026 | PRECISION BUSINESS MACHINES, INC | TECHNOLOGY EQUIPMNT <\$10000 | 8,040.00 |
| 5/22/2026 | U.S. BANK NATIONAL ASSOCIATION | GENERAL SUPPLIES | 292.74 |
| 5/22/2026 | U.S. BANK NATIONAL ASSOCIATION | REFRESHMENTS/FOOD FOR MEETINGS | 946.84 |
| 5/22/2026 | U.S. BANK NATIONAL ASSOCIATION | TRAVEL, TRAINING & SUBSISTENCE | 0.00 |
| 5/26/2026 | AMAZON CAPITAL SERVICES INC | READING/REF MATERIALS/DATABASE | 661.94 |
| 5/26/2026 | LINNEAR, SHERIA | TRAVEL, TRAINING & SUBSISTENCE | 126.00 |
| 5/28/2026 | CONFERENCE FOR THE ADVANCEMENT OF M | TRAVEL, TRAINING & SUBSISTENCE | 1,794.00 |
| 5/28/2026 | FORDE-FERRIER LLC | GENERAL SUPPLIES | 420.00 |
| 5/28/2026 | TEXAS ELEM PRIN & SUPR ASSOC, TEPSA | TRAVEL, TRAINING & SUBSISTENCE | 1,798.00 |
| 211 - ESEA TITLE I; IMPROVING BASIC | | | 76,506.10 |
| 224 - IDEA-B FORMULA | | | |
| 5/5/2026 | ALICIA WOODS AUDIOLOGY LLC | PROFESSIONAL SERVICES | 2,170.00 |
| 5/5/2026 | HILL, MADISON | PROFESSIONAL SERVICES | 8,000.00 |
| 5/5/2026 | SUNBELT STAFFING, LLC | PROFESSIONAL SERVICES | 1,755.00 |
| 5/6/2026 | TRS | TEACHER RETIREMENT | 32,510.31 |
| 5/7/2026 | CDW GOVERNMENT | TECHNOLOGY EQUIPMNT <\$10000 | 78,928.80 |
| 5/12/2026 | SUNBELT STAFFING, LLC | PROFESSIONAL SERVICES | 1,800.00 |
| 5/14/2026 | CUMMINGS, KORAYN SUE, OD, PA | PROFESSIONAL SERVICES | 350.00 |
| 5/19/2026 | SUNBELT STAFFING, LLC | PROFESSIONAL SERVICES | 1,800.00 |

MANSFIELD INDEPENDENT SCHOOL DISTRICT

Fund Disbursement Report for 5/1/2026 through 5/31/2026

| <u>DATE PAID</u> | <u>NAME</u> | <u>ITEM DESCRIPTION</u> | <u>AMOUNT</u> |
|-----------------------------------|---------------------------------------|--------------------------------|-------------------|
| 224 - IDEA-B FORMULA | | | |
| 5/21/2026 | HILL, MADISON | PROFESSIONAL SERVICES | 6,000.00 |
| 5/21/2026 | LANGO LLC | MISCELLANEOUSCONTRACTED SERVIC | 4,793.10 |
| 5/26/2026 | SUNBELT STAFFING, LLC | PROFESSIONAL SERVICES | 1,777.50 |
| | | 224 - IDEA-B FORMULA | 139,884.71 |
| 225 - IDEA-B PRE-SCHOOL | | | |
| 5/6/2026 | TRS | TEACHER RETIREMENT | 409.84 |
| | | 225 - IDEA-B PRE-SCHOOL | 409.84 |
| 240 - CHILD NUTRITION FUND | | | |
| 5/4/2026 | U.S. BANK NATIONAL ASSOCIATION | FOOD | 688.76 |
| 5/4/2026 | U.S. BANK NATIONAL ASSOCIATION | MISCELLANEOUS OPERATING COSTS | 325.72 |
| 5/4/2026 | U.S. BANK NATIONAL ASSOCIATION | NON-FOOD | 102.99 |
| 5/4/2026 | U.S. BANK NATIONAL ASSOCIATION | REFRESHMENTS/FOOD FOR MEETINGS | 231.84 |
| 5/5/2026 | AGOSTO, VANESSA | DEFERRED REVENUE | 14.00 |
| 5/5/2026 | AMAZON CAPITAL SERVICES INC | GENERAL SUPPLIES | 275.94 |
| 5/5/2026 | AUTO-CHLOR SERVICES, LLC. | INVENTORY - WAREHOUSE SUPPLIES | 7,527.86 |
| 5/5/2026 | B&B COMMERCIAL PRINTING, KENNETH BUR | MISCELLANEOUSCONTRACTED SERVIC | 103.50 |
| 5/5/2026 | DEERING, CONNIE | DEFERRED REVENUE | 15.00 |
| 5/5/2026 | GASKETS ROCK INTERNATIONAL INC. | CONTRACTED MAINTENANCE AND REP | 834.50 |
| 5/5/2026 | IMPERIAL BAG & PAPER CO LLC | INVENTORY - WAREHOUSE SUPPLIES | 9,391.20 |
| 5/5/2026 | JENNANE, VILADDA | DEFERRED REVENUE | 34.30 |
| 5/5/2026 | KINYUA, JESSE | DEFERRED REVENUE | 68.40 |
| 5/5/2026 | LABATT FOOD SERVICE | FOOD | 62,418.22 |
| 5/5/2026 | LABATT FOOD SERVICE | NON-FOOD | 2,923.36 |
| 5/5/2026 | MOORE, TENESIA | DEFERRED REVENUE | 18.00 |
| 5/5/2026 | OAK FARMS, DAIRY FARMERS OF | FOOD | 27,721.21 |
| 5/5/2026 | PARTS TOWN, LLC | OTHER SUPPLIES FOR M&O | 934.72 |
| 5/5/2026 | PHAM, ANH | DEFERRED REVENUE | 18.00 |
| 5/5/2026 | SAMPLE, CINDY | DEFERRED REVENUE | 98.75 |
| 5/5/2026 | SMART MOUTH FOODS, BULLS EYE BRAND | FOOD | 4,016.77 |
| 5/5/2026 | TRAN, KHOA | DEFERRED REVENUE | 30.55 |
| 5/6/2026 | TRS | TEACHER RETIREMENT | 51,892.58 |
| 5/7/2026 | AMAZON CAPITAL SERVICES INC | GENERAL SUPPLIES | 150.53 |
| 5/7/2026 | AMAZON CAPITAL SERVICES INC | REFRESHMENTS/FOOD FOR MEETINGS | 58.89 |
| 5/7/2026 | GASKET GUY OF DFW LLC | CONTRACTED MAINTENANCE AND REP | 2,007.00 |
| 5/7/2026 | KLEMENT DISTRIBUTION, INC. | FOOD | 485.93 |
| 5/7/2026 | LABATT FOOD SERVICE | FOOD | 54,513.73 |
| 5/7/2026 | LABATT FOOD SERVICE | INVENTORY - WAREHOUSE SUPPLIES | 2,643.37 |
| 5/7/2026 | LABATT FOOD SERVICE | NON-FOOD | 3,457.62 |
| 5/7/2026 | NATL RESTAURANT ASSN SOLUTION | READING/REF MATERIALS/DATABASE | 1,259.02 |
| 5/7/2026 | OAK FARMS, DAIRY FARMERS OF | FOOD | 39,761.81 |
| 5/7/2026 | ROSA'S CAFE & TORTILLA FACTORY LTD. | REFRESHMENTS/FOOD FOR MEETINGS | 143.40 |
| 5/7/2026 | SCHMIDT, DEBORAH | TRAVEL, TRAINING & SUBSISTENCE | 242.55 |
| 5/7/2026 | SIMINGTON, BROOKE | TRAVEL, TRAINING & SUBSISTENCE | 217.98 |
| 5/7/2026 | TAYLOR, KAYLA | TRAVEL, TRAINING & SUBSISTENCE | 220.71 |
| 5/12/2026 | ASIAN FOOD SOLUTIONS, INTLFOODSOLUTIC | INVENTORY - WAREHOUSE SUPPLIES | 51,815.44 |
| 5/12/2026 | CHIEM, HUE | DEFERRED REVENUE | 252.75 |
| 5/12/2026 | DOWNS, BIANCA | DEFERRED REVENUE | 35.55 |
| 5/12/2026 | FUERTES, JHONATTAN | DEFERRED REVENUE | 56.25 |
| 5/12/2026 | GENUINE PARTS COMPANY-NAPA | OTHER SUPPLIES FOR M&O | 277.38 |
| 5/12/2026 | GUGLIELMELLI, ROBYN | DEFERRED REVENUE | 5.00 |
| 5/12/2026 | HIGHTOWER, JEFFREY | DEFERRED REVENUE | 177.15 |
| 5/12/2026 | KLEMENT DISTRIBUTION, INC. | FOOD | 5,032.58 |
| 5/12/2026 | LABATT FOOD SERVICE | FOOD | 98,220.49 |

MANSFIELD INDEPENDENT SCHOOL DISTRICT

Fund Disbursement Report for 5/1/2026 through 5/31/2026

| <u>DATE PAID</u> | <u>NAME</u> | <u>ITEM DESCRIPTION</u> | <u>AMOUNT</u> |
|-----------------------------------|-------------------------------------|---------------------------------|---------------|
| 240 - CHILD NUTRITION FUND | | | |
| 5/12/2026 | LABATT FOOD SERVICE | INVENTORY - WAREHOUSE SUPPLIES | 4,302.54 |
| 5/12/2026 | LABATT FOOD SERVICE | NON-FOOD | 6,326.12 |
| 5/12/2026 | MORENO, ROSARIO | DEFERRED REVENUE | 46.00 |
| 5/12/2026 | MOTON, NAIYA | DEFERRED REVENUE | 2.80 |
| 5/12/2026 | NANDAKUMAR, KRITHIKA | DEFERRED REVENUE | 30.00 |
| 5/12/2026 | NOTHING BUNDT CAKES, NBC MANSFIELD | MISCELLANEOUS OPERATING COSTS | 108.00 |
| 5/12/2026 | OAK FARMS, DAIRY FARMERS OF | FOOD | 66,909.20 |
| 5/12/2026 | PARRENT, JOHN | DEFERRED REVENUE | 45.40 |
| 5/12/2026 | PARTS TOWN, LLC | OTHER SUPPLIES FOR M&O | 524.14 |
| 5/12/2026 | PEREIRA, SALAYNA | TRAVEL, TRAINING & SUBSISTENCE | 78.96 |
| 5/12/2026 | ROSA'S CAFE & TORTILLA FACTORY LTD. | REFRESHMENTS/FOOD FOR MEETINGS | 114.50 |
| 5/12/2026 | SERBEN, HOLLY | DEFERRED REVENUE | 39.70 |
| 5/12/2026 | SHEFFY, MATTHEW | DEFERRED REVENUE | 67.15 |
| 5/12/2026 | SOLOMAN, DAVID | DEFERRED REVENUE | 1.25 |
| 5/12/2026 | STEPHENS, RUTH | DEFERRED REVENUE | 1.35 |
| 5/14/2026 | GUGLIELMELLI, ROBYN | DEFERRED REVENUE | 10.00 |
| 5/14/2026 | IMPERIAL BAG & PAPER CO LLC | INVENTORY - WAREHOUSE SUPPLIES | 8,388.80 |
| 5/14/2026 | KLEMENT DISTRIBUTION, INC. | FOOD | 554.10 |
| 5/14/2026 | LABATT FOOD SERVICE | FOOD | 74,911.78 |
| 5/14/2026 | LABATT FOOD SERVICE | NON-FOOD | 4,820.49 |
| 5/14/2026 | OAK FARMS, DAIRY FARMERS OF | FOOD | 1,096.35 |
| 5/19/2026 | AWARDS BY MASTERCRAFT | MISCELLANEOUS CONTRACTED SERVIC | 240.00 |
| 5/19/2026 | COLLINS, AMANDA | DEFERRED REVENUE | 11.75 |
| 5/19/2026 | DAVISON, J NICOLE | DEFERRED REVENUE | 218.90 |
| 5/19/2026 | GOVCONNECTION INC | TECHNOLOGY EQUIPMNT <\$10000 | 1,635.95 |
| 5/19/2026 | JONES, JENNIFER | DEFERRED REVENUE | 2.25 |
| 5/19/2026 | KELLY, DEMETREUS | DEFERRED REVENUE | 34.35 |
| 5/19/2026 | KLEMENT DISTRIBUTION, INC. | FOOD | 592.22 |
| 5/19/2026 | LABATT FOOD SERVICE | FOOD | 55,675.57 |
| 5/19/2026 | LABATT FOOD SERVICE | INVENTORY - WAREHOUSE SUPPLIES | 632.46 |
| 5/19/2026 | LABATT FOOD SERVICE | NON-FOOD | 3,707.57 |
| 5/19/2026 | LORBERBAUM, LINH | DEFERRED REVENUE | 12.25 |
| 5/19/2026 | MARTINEZ, TIA | DEFERRED REVENUE | 40.00 |
| 5/19/2026 | MILLER, CHRYSYAL | DEFERRED REVENUE | 100.75 |
| 5/19/2026 | OAK FARMS, DAIRY FARMERS OF | FOOD | 55,951.79 |
| 5/19/2026 | PARTS TOWN, LLC | OTHER SUPPLIES FOR M&O | 1,943.79 |
| 5/19/2026 | PETTY, GRACIE | DEFERRED REVENUE | 16.80 |
| 5/19/2026 | RIOS, FERNANDO | DEFERRED REVENUE | 76.20 |
| 5/19/2026 | RUPERT, JESSICA | DEFERRED REVENUE | 53.00 |
| 5/19/2026 | VARGAS, AMNERIS | DEFERRED REVENUE | 48.50 |
| 5/19/2026 | VILLEGAS, MAYRA | DEFERRED REVENUE | 2.10 |
| 5/21/2026 | LABATT FOOD SERVICE | FOOD | 74,277.92 |
| 5/21/2026 | LABATT FOOD SERVICE | INVENTORY - WAREHOUSE SUPPLIES | 642.50 |
| 5/21/2026 | LABATT FOOD SERVICE | NON-FOOD | 3,161.21 |
| 5/21/2026 | OAK FARMS, DAIRY FARMERS OF | FOOD | 56,714.16 |
| 5/22/2026 | U.S. BANK NATIONAL ASSOCIATION | FOOD | 511.77 |
| 5/22/2026 | U.S. BANK NATIONAL ASSOCIATION | MEMBERSHIPS | 532.00 |
| 5/22/2026 | U.S. BANK NATIONAL ASSOCIATION | NON-FOOD | 105.48 |
| 5/22/2026 | U.S. BANK NATIONAL ASSOCIATION | REFRESHMENTS/FOOD FOR MEETINGS | 617.64 |
| 5/22/2026 | U.S. BANK NATIONAL ASSOCIATION | TRAVEL, TRAINING & SUBSISTENCE | 4,565.00 |
| 5/26/2026 | AMEL, INSAF | DEFERRED REVENUE | 27.25 |
| 5/26/2026 | BARTLETT, KI | DEFERRED REVENUE | 48.95 |
| 5/26/2026 | BOUDREAUX, DEBORAH | DEFERRED REVENUE | 12.75 |
| 5/26/2026 | BOYD, JENNIFER | DEFERRED REVENUE | 35.50 |
| 5/26/2026 | CARTER, CYNTHIA | DEFERRED REVENUE | 34.11 |

MANSFIELD INDEPENDENT SCHOOL DISTRICT

Fund Disbursement Report for 5/1/2026 through 5/31/2026

| <u>DATE PAID</u> | <u>NAME</u> | <u>ITEM DESCRIPTION</u> | <u>AMOUNT</u> |
|---|--------------------------------------|-----------------------------------|-------------------|
| 240 - CHILD NUTRITION FUND | | | |
| 5/26/2026 | CHANDLER, CATHY | DEFERRED REVENUE | 32.50 |
| 5/26/2026 | COTTER, MARY | DEFERRED REVENUE | 103.75 |
| 5/26/2026 | EVANS, MARY | DEFERRED REVENUE | 36.55 |
| 5/26/2026 | GOSELIN, PAUL | DEFERRED REVENUE | 10.00 |
| 5/26/2026 | HALL, AMY | DEFERRED REVENUE | 7.65 |
| 5/26/2026 | HO, NHU | DEFERRED REVENUE | 6.00 |
| 5/26/2026 | JARAMILLO, TEASA | DEFERRED REVENUE | 39.60 |
| 5/26/2026 | JONES, MARBELLA | DEFERRED REVENUE | 15.35 |
| 5/26/2026 | MCBEATH, JASMARIE | DEFERRED REVENUE | 10.50 |
| 5/26/2026 | MCCOY, JOSHUA | DEFERRED REVENUE | 62.45 |
| 5/26/2026 | MORENO, WILLIAM | DEFERRED REVENUE | 89.25 |
| 5/26/2026 | OAK FARMS, DAIRY FARMERS OF | FOOD | 7,539.34 |
| 5/26/2026 | PHAM, MARTIN | DEFERRED REVENUE | 23.15 |
| 5/26/2026 | SALEM, NADIA | DEFERRED REVENUE | 20.00 |
| 5/26/2026 | SCHWAN'S SALES CO INC | INVENTORY - WAREHOUSE SUPPLIES | 30,685.64 |
| 5/26/2026 | STEPHENS, RUTH | DEFERRED REVENUE | 0.85 |
| 5/26/2026 | STEWART, LASONYA | DEFERRED REVENUE | 19.10 |
| 5/26/2026 | STIDHAM, TIFFANI | DEFERRED REVENUE | 30.61 |
| 5/26/2026 | VRONA, NICOLE | DEFERRED REVENUE | 107.95 |
| 5/26/2026 | WALDRON, JULIE | DEFERRED REVENUE | 7.35 |
| 5/26/2026 | WASHINGTON, KARREN | DEFERRED REVENUE | 16.45 |
| 5/28/2026 | HARLAND CLARKE CORP. | GENERAL SUPPLIES | 539.43 |
| 5/28/2026 | LABATT FOOD SERVICE | FOOD | 435.58 |
| 5/28/2026 | LABATT FOOD SERVICE | NON-FOOD | 300.96 |
| 5/28/2026 | OAK FARMS, DAIRY FARMERS OF | FOOD | 17,914.91 |
| 5/28/2026 | PARTS TOWN, LLC | OTHER SUPPLIES FOR M&O | 353.74 |
| 5/28/2026 | ROSA'S CAFE & TORTILLA FACTORY LTD. | REFRESHMENTS/FOOD FOR MEETINGS | 2,962.15 |
| 240 - CHILD NUTRITION FUND | | | 922,753.18 |
| 242 - SUMMER FEEDING TDA | | | |
| 5/26/2026 | LABATT FOOD SERVICE | FOOD | 7,173.75 |
| 5/26/2026 | LABATT FOOD SERVICE | NON-FOOD | 70.34 |
| 5/28/2026 | OAK FARMS, DAIRY FARMERS OF | FOOD | 2,430.25 |
| 242 - SUMMER FEEDING TDA | | | 9,674.34 |
| 244 - CAREER & TECHNOLOGY BASIC GRAN | | | |
| 5/6/2026 | TRS | TEACHER RETIREMENT | 763.62 |
| 5/12/2026 | CENGAGE LEARNING | TEXTBOOKS | 5,183.18 |
| 5/19/2026 | DC CNA CONSULTING | CONTRACTED SUBSTITUTES | 4,000.00 |
| 5/19/2026 | REALITYWORKS, INC | GENERAL SUPPLIES | 48,240.90 |
| 5/21/2026 | NATL RESTAURANT ASSN SOLUTION | READING/REF MATERIALS/DATABASE | 2,492.88 |
| 5/21/2026 | SHEPHERD FOOD EQUIPMENT | GENERAL SUPPLIES | 11,292.27 |
| 244 - CAREER & TECHNOLOGY BASIC GRAN | | | 71,972.85 |
| 255 - TITLE II, PART A: TEA/PRIN TRA | | | |
| 5/4/2026 | U.S. BANK NATIONAL ASSOCIATION | TRAVEL, TRAINING & SUBSISTENCE | 399.28 |
| 5/5/2026 | AMAZON CAPITAL SERVICES INC | GENERAL SUPPLIES | 290.05 |
| 5/6/2026 | TRS | TEACHER RETIREMENT | 4,485.40 |
| 5/7/2026 | AMAZON CAPITAL SERVICES INC | GENERAL SUPPLIES | 96.69 |
| 5/12/2026 | REGION 4 ESC | EDUCATION SERVICE CENTER SERVICES | 960.00 |
| 5/21/2026 | LEA DEVERS LEAD EDUCATIONAL SERVICES | MISCELLANEOUS CONTRACTED SERVICES | 412.50 |
| 5/21/2026 | REGION 4 ESC | EDUCATION SERVICE CENTER SERVICES | 960.00 |
| 5/22/2026 | U.S. BANK NATIONAL ASSOCIATION | TRAVEL, TRAINING & SUBSISTENCE | 215.00 |
| 5/26/2026 | BEHAVIORAL TECH INSTITUTE | TRAVEL, TRAINING & SUBSISTENCE | 475.00 |

MANSFIELD INDEPENDENT SCHOOL DISTRICT

Fund Disbursement Report for 5/1/2026 through 5/31/2026

| <u>DATE PAID</u> | <u>NAME</u> | <u>ITEM DESCRIPTION</u> | <u>AMOUNT</u> |
|---|---|--------------------------------------|-------------------|
| 255 - TITLE II, PART A: TEA/PRIN TRA | | | |
| 5/28/2026 | SOLUTION TREE | TRAVEL, TRAINING & SUBSISTENCE | 4,614.00 |
| | | 255 - TITLE II, PART A: TEA/PRIN TRA | 12,907.92 |
| 263 - TITLE III, PART A, LIMITED ENG | | | |
| 5/5/2026 | SEIDLITZ EDUCATION, LLC | GENERAL SUPPLIES | 10,988.00 |
| 5/5/2026 | SEIDLITZ EDUCATION, LLC | MISCELLANEOUS CONTRACTED SERVIC | 11,400.00 |
| 5/12/2026 | BILINGUAL/ESL EDUC ASSOC OF THE METRO | TRAVEL, TRAINING & SUBSISTENCE | 4,500.00 |
| | | 263 - TITLE III, PART A, LIMITED ENG | 26,888.00 |
| 265 - 21ST CENTURY GRANT | | | |
| 5/6/2026 | TRS | TEACHER RETIREMENT | 12,538.86 |
| 5/7/2026 | AMAZON CAPITAL SERVICES INC | GENERAL SUPPLIES | 127.91 |
| 5/21/2026 | STAPLES ADVANTAGE | GENERAL SUPPLIES | 126.60 |
| 5/26/2026 | DALLAS ZOO MANAGEMENT, INC | TRAVEL AND SUBSISTENCE - STUDE | 870.00 |
| 5/28/2026 | LEGOLAND DISCOVERY CENTER DFW | TRAVEL AND SUBSISTENCE - STUDE | 200.00 |
| | | 265 - 21ST CENTURY GRANT | 13,863.37 |
| 289 - LEP PROGRAM | | | |
| 5/1/2026 | DAFFODIL HILL PRESS, KKLM LEARNING | GENERAL SUPPLIES | 3,205.00 |
| 5/4/2026 | U.S. BANK NATIONAL ASSOCIATION | TRAVEL, TRAINING & SUBSISTENCE | 0.00 |
| 5/5/2026 | AMAZON CAPITAL SERVICES INC | GENERAL SUPPLIES | 219.36 |
| 5/6/2026 | TRS | TEACHER RETIREMENT | 1,080.27 |
| 5/12/2026 | MASTERYPREP, RING PUBLICATION | MISCELLANEOUS CONTRACTED SERVIC | 13,351.00 |
| 5/12/2026 | TEXAS SCHOOL SAFETY CENTER | TRAVEL, TRAINING & SUBSISTENCE | 375.00 |
| 5/21/2026 | AMAZON CAPITAL SERVICES INC | GENERAL SUPPLIES | 37.99 |
| 5/21/2026 | AMAZON CAPITAL SERVICES INC | TECHNOLOGY EQUIPMNT <\$10000 | 372.18 |
| 5/28/2026 | TEACHER CREATED MATERIALS | READING/REF MATERIALS/DATABASE | 2,274.51 |
| | | 289 - LEP PROGRAM | 20,915.31 |
| 410 - STATE TEXTBOOK FUND | | | |
| 5/7/2026 | BARNES & NOBLE COLLEGE LLC | TEXTBOOKS | 88.75 |
| 5/12/2026 | MAKEMUSIC, INC | DEFERRED EXPENDITURES/EXPENSES | 71,815.29 |
| 5/12/2026 | MAKEMUSIC, INC | SOFTWARE SUBSCRIPTIONS | 0.00 |
| 5/12/2026 | MPS INC - MACMILLAN HOLDINGS LLC, HOLTZ | DEFERRED EXPENDITURES/EXPENSES | 60,967.76 |
| 5/12/2026 | MPS INC - MACMILLAN HOLDINGS LLC, HOLTZ | TEXTBOOKS | 0.00 |
| 5/14/2026 | AMPLIFY EDUCATION INC. | DEFERRED EXPENDITURES/EXPENSES | 311,704.00 |
| 5/14/2026 | AMPLIFY EDUCATION INC. | TEXTBOOKS | 0.00 |
| 5/19/2026 | HOUGHTON MIFFLIN HARCOURT PUBLISHING | TEXTBOOKS | 430.42 |
| 5/21/2026 | MPS INC - MACMILLAN HOLDINGS LLC, HOLTZ | DEFERRED EXPENDITURES/EXPENSES | 27.13 |
| 5/21/2026 | MPS INC - MACMILLAN HOLDINGS LLC, HOLTZ | TEXTBOOKS | 0.00 |
| | | 410 - STATE TEXTBOOK FUND | 445,033.35 |
| 461 - CAMPUS ACTIVITY FUND | | | |
| 5/1/2026 | BAYLOR UNIVERSITY, FIELD TRIP | TRAVEL AND SUBSISTENCE - STUDE | 1,050.00 |
| 5/1/2026 | ROCK N BOWL ARLINGTON FEC LLC, ALLEY C | TRAVEL AND SUBSISTENCE - STUDE | 2,627.75 |
| 5/1/2026 | SCHOOL SPECIALTY, LLC | GENERAL SUPPLIES | 56.79 |
| 5/1/2026 | STAPLES ADVANTAGE | GENERAL SUPPLIES | 35.61 |
| 5/4/2026 | U.S. BANK NATIONAL ASSOCIATION | GENERAL SUPPLIES | 356.15 |
| 5/4/2026 | U.S. BANK NATIONAL ASSOCIATION | MISCELLANEOUS OPERATING COSTS | 3,236.54 |
| 5/4/2026 | U.S. BANK NATIONAL ASSOCIATION | REFRESHMENTS/FOOD FOR MEETINGS | 3,542.05 |
| 5/4/2026 | U.S. BANK NATIONAL ASSOCIATION | TRAVEL AND SUBSISTENCE - NON-E | 2,752.29 |
| 5/4/2026 | U.S. BANK NATIONAL ASSOCIATION | TRAVEL AND SUBSISTENCE - STUDE | 21,076.14 |
| 5/4/2026 | U.S. BANK NATIONAL ASSOCIATION | TRAVEL, TRAINING & SUBSISTENCE | 1,232.38 |
| 5/5/2026 | AMAZON CAPITAL SERVICES INC | GENERAL SUPPLIES | 2,778.00 |

MANSFIELD INDEPENDENT SCHOOL DISTRICT

Fund Disbursement Report for 5/1/2026 through 5/31/2026

| <u>DATE PAID</u> | <u>NAME</u> | <u>ITEM DESCRIPTION</u> | <u>AMOUNT</u> |
|-----------------------------------|--|--------------------------------|---------------|
| 461 - CAMPUS ACTIVITY FUND | | | |
| 5/5/2026 | AMAZON CAPITAL SERVICES INC | MISCELLANEOUS OPERATING COSTS | 486.36 |
| 5/5/2026 | AMAZON CAPITAL SERVICES INC | REFRESHMENTS/FOOD FOR MEETINGS | 391.48 |
| 5/5/2026 | ASE EDUCATION FOUNDATION | MISCELLANEOUS OPERATING COSTS | 129.50 |
| 5/5/2026 | BEN E. KEITH COMPANY | REFRESHMENTS/FOOD FOR MEETINGS | 960.53 |
| 5/5/2026 | BLICK ART MATERIALS,LLC | GENERAL SUPPLIES | 74.81 |
| 5/5/2026 | BREAKOUT EDU | SOFTWARE SUBSCRIPTIONS | 99.00 |
| 5/5/2026 | CONCORD THEATRICALS CORP | GENERAL SUPPLIES | 285.01 |
| 5/5/2026 | CROWN TROPHY-HURST | MISCELLANEOUS OPERATING COSTS | 1,232.44 |
| 5/5/2026 | DREAM RANCH OFFICE SUPPLIES | GENERAL SUPPLIES | 125.02 |
| 5/5/2026 | EPIC WATERS MUSIC FESTIVAL, BRAD WHITE | TRAVEL AND SUBSISTENCE - STUDE | 2,037.00 |
| 5/5/2026 | FOLLETT CONTENT SOLUTIONS, LLC, BOOKS | READING/REF MATERIALS/DATABASE | 638.14 |
| 5/5/2026 | FORT WORTH BOTANICAL SOCIETY | TRAVEL AND SUBSISTENCE - STUDE | 184.00 |
| 5/5/2026 | GAME ONE, CARDINAL'S SPOR | GENERAL SUPPLIES | 1,059.47 |
| 5/5/2026 | GOPHER PERFORMANCE | GENERAL SUPPLIES | 1,129.70 |
| 5/5/2026 | GOPHER SPORT | GENERAL SUPPLIES | 203.45 |
| 5/5/2026 | HD SUPPLY, INC | GENERAL SUPPLIES | 306.85 |
| 5/5/2026 | JONES SCHOOL SUPPLY | MISCELLANEOUS OPERATING COSTS | 307.02 |
| 5/5/2026 | JUJU KNITS LLC | TRAVEL AND SUBSISTENCE - STUDE | 275.00 |
| 5/5/2026 | MAYBORN MUSEUM, BAYLOR UNIVERSITY | TRAVEL AND SUBSISTENCE - NON-E | 99.00 |
| 5/5/2026 | MAYBORN MUSEUM, BAYLOR UNIVERSITY | TRAVEL AND SUBSISTENCE - STUDE | 406.00 |
| 5/5/2026 | MCILVAIN, WILLIAM | MISCELLANEOUSCONTRACTED SERVIC | 120.00 |
| 5/5/2026 | MUSIC AND ARTS CENTER - ATTN: ACCOUNTS | CONTRACTED MAINTENANCE AND REP | 823.00 |
| 5/5/2026 | NATIONAL FFA ORGANIZATION | MISCELLANEOUS OPERATING COSTS | 1,574.50 |
| 5/5/2026 | ORIENTAL TRADING COMPANY, INC | GENERAL SUPPLIES | 16.87 |
| 5/5/2026 | PEPWEAR, LLC | MISCELLANEOUS OPERATING COSTS | 3,466.55 |
| 5/5/2026 | PERMA-BOUND BOOKS | READING/REF MATERIALS/DATABASE | 287.09 |
| 5/5/2026 | POLYPRINTER, KINETRIC INC. | GENERAL SUPPLIES | 256.75 |
| 5/5/2026 | PRECISION BUSINESS MACHINES, INC | GENERAL SUPPLIES | 249.90 |
| 5/5/2026 | RAISING CANE'S RESTAURANTS, LLC | REFRESHMENTS/FOOD FOR MEETINGS | 540.00 |
| 5/5/2026 | RALLY SPORTSWEAR | MISCELLANEOUS OPERATING COSTS | 492.00 |
| 5/5/2026 | RANGERS BASEBALL LLC, REV ENTERTAINME | TRAVEL AND SUBSISTENCE - STUDE | 554.40 |
| 5/5/2026 | RIVARD BROTHERS-BAND INSTR | CONTRACTED MAINTENANCE AND REP | 1,073.00 |
| 5/5/2026 | SEA LIFE GRAPEVINE | TRAVEL AND SUBSISTENCE - STUDE | 1,078.00 |
| 5/5/2026 | STAPLES ADVANTAGE | GENERAL SUPPLIES | 283.12 |
| 5/5/2026 | SUNDANCE EVENTS | RENTALS-OPERATING LEASES | 3,676.48 |
| 5/6/2026 | TRS | TEACHER RETIREMENT | 160.97 |
| 5/7/2026 | AC BURLESON LLC | TRAVEL AND SUBSISTENCE - STUDE | 11,925.00 |
| 5/7/2026 | AMAZON CAPITAL SERVICES INC | GENERAL SUPPLIES | 6,008.07 |
| 5/7/2026 | AMAZON CAPITAL SERVICES INC | READING/REF MATERIALS/DATABASE | 15.78 |
| 5/7/2026 | AMAZON CAPITAL SERVICES INC | REFRESHMENTS/FOOD FOR MEETINGS | 631.25 |
| 5/7/2026 | AWARD CENTER | MISCELLANEOUS OPERATING COSTS | 1,184.40 |
| 5/7/2026 | BANDWAGON MUSIC STORE & REPAIR (THE) | CONTRACTED MAINTENANCE AND REP | 355.00 |
| 5/7/2026 | BOLDER ONE, LLC | TRAVEL AND SUBSISTENCE - STUDE | 232.56 |
| 5/7/2026 | BSN SPORTS LLC | GENERAL SUPPLIES | 1,586.06 |
| 5/7/2026 | CHICK-FIL-A #03011, E BROAD STREET | REFRESHMENTS/FOOD FOR MEETINGS | 197.00 |
| 5/7/2026 | CICI'S PIZZA #412 WALNUT CREEK | REFRESHMENTS/FOOD FOR MEETINGS | 238.00 |
| 5/7/2026 | DREAM RANCH OFFICE SUPPLIES | GENERAL SUPPLIES | 373.82 |
| 5/7/2026 | EPIC FOAM PARTIES-REBECCA RODRIGUEZ | MISCELLANEOUSCONTRACTED SERVIC | 750.00 |
| 5/7/2026 | GENUINE PARTS COMPANY-NAPA | GENERAL SUPPLIES | 213.23 |
| 5/7/2026 | GRAINGER | GENERAL SUPPLIES | 1,678.22 |
| 5/7/2026 | KINNISON, BENJAMIN | TRAVEL, TRAINING & SUBSISTENCE | 42.35 |
| 5/7/2026 | LOWE'S COMPANIES, INC | GENERAL SUPPLIES | 73.66 |
| 5/7/2026 | NASSP, NATIONAL ASSOCIAT | MISCELLANEOUS OPERATING COSTS | 223.99 |
| 5/7/2026 | NOTHING BUNDT CAKES, NBC MANSFIELD | MISCELLANEOUS OPERATING COSTS | 155.92 |
| 5/7/2026 | ODP BUSINESS SOLUTIONS LLC, OFFICE DEF | GENERAL SUPPLIES | 78.35 |

MANSFIELD INDEPENDENT SCHOOL DISTRICT

Fund Disbursement Report for 5/1/2026 through 5/31/2026

| <u>DATE PAID</u> | <u>NAME</u> | <u>ITEM DESCRIPTION</u> | <u>AMOUNT</u> |
|-----------------------------------|---|---------------------------------|---------------|
| 461 - CAMPUS ACTIVITY FUND | | | |
| 5/7/2026 | OVERDRIVE, INC | READING/REF MATERIALS/DATABASE | 479.15 |
| 5/7/2026 | RALLY SPORTSWEAR | MISCELLANEOUS OPERATING COSTS | 10,125.00 |
| 5/7/2026 | RIPLEY'S ENTERTAINMENT, INC., GRAND PRA | TRAVEL AND SUBSISTENCE - STUDE | 425.58 |
| 5/7/2026 | SCHOOL SPECIALTY, LLC | GENERAL SUPPLIES | 69.28 |
| 5/7/2026 | STAPLES ADVANTAGE | GENERAL SUPPLIES | 435.90 |
| 5/7/2026 | STEPHEN F. AUSTIN STATE UNIVERSITY, STE | TRAVEL AND SUBSISTENCE - NON-E | 375.00 |
| 5/7/2026 | STEPHEN F. AUSTIN STATE UNIVERSITY, STE | TRAVEL AND SUBSISTENCE - STUDE | 2,610.00 |
| 5/7/2026 | SUNDANCE EVENTS | RENTALS-OPERATING LEASES | 3,858.80 |
| 5/7/2026 | TEXAS COMPUTER EDUCATION ASSOCIATION | TRAVEL, TRAINING & SUBSISTENCE | 499.00 |
| 5/7/2026 | ULTIMATE TEES PRINT STUDIO LLC | MISCELLANEOUS OPERATING COSTS | 265.00 |
| 5/7/2026 | URBAN AIR ADVENTURE PARK MANSFIELD | TRAVEL AND SUBSISTENCE - STUDE | 774.99 |
| 5/7/2026 | WEISSMAN | GENERAL SUPPLIES | 41.71 |
| 5/7/2026 | WESTERN - BRW PAPER CO, OVOL USA | GENERAL SUPPLIES | 1,728.00 |
| 5/7/2026 | WHITEHOUSE, LARA | MISCELLANEOUS CONTRACTED SERVIC | 250.00 |
| 5/12/2026 | AMAZON CAPITAL SERVICES INC | GENERAL SUPPLIES | 485.25 |
| 5/12/2026 | ARTA TRAVEL | TRAVEL, TRAINING & SUBSISTENCE | 1,721.40 |
| 5/12/2026 | BLICK ART MATERIALS, LLC | GENERAL SUPPLIES | 352.81 |
| 5/12/2026 | BOLDER ONE, LLC | TRAVEL AND SUBSISTENCE - STUDE | 2,121.60 |
| 5/12/2026 | BOUND TO STAY BOUND BOOKS INC | READING/REF MATERIALS/DATABASE | 112.25 |
| 5/12/2026 | CHICK-FIL-A #03011, E BROAD STREET | REFRESHMENTS/FOOD FOR MEETINGS | 503.82 |
| 5/12/2026 | CICI'S PIZZA #412 WALNUT CREEK | REFRESHMENTS/FOOD FOR MEETINGS | 586.50 |
| 5/12/2026 | COSTA VIDA FRESH MEXICAN GRILL | REFRESHMENTS/FOOD FOR MEETINGS | 2,898.00 |
| 5/12/2026 | DALLAS ZOO MANAGEMENT, INC | TRAVEL AND SUBSISTENCE - STUDE | 384.00 |
| 5/12/2026 | DREAM RANCH OFFICE SUPPLIES | GENERAL SUPPLIES | 156.22 |
| 5/12/2026 | FORT WORTH BOTANICAL SOCIETY | TRAVEL AND SUBSISTENCE - STUDE | 70.00 |
| 5/12/2026 | GAME ONE, CARDINAL'S SPOR | GENERAL SUPPLIES | 1,223.61 |
| 5/12/2026 | GENUINE PARTS COMPANY-NAPA | GENERAL SUPPLIES | 1,195.45 |
| 5/12/2026 | THE GRADUATION PLACE | GENERAL SUPPLIES | 951.75 |
| 5/12/2026 | HAWAIIAN FALLS-DO NOT USE, DO NOT USE | TRAVEL AND SUBSISTENCE - NON-E | 2,088.90 |
| 5/12/2026 | HAWAIIAN FALLS-DO NOT USE, DO NOT USE | TRAVEL AND SUBSISTENCE - STUDE | 6,796.59 |
| 5/12/2026 | IFELE, OLUCHUKWU | OTHER REVENUES FROM LOCAL SOUR | 30.00 |
| 5/12/2026 | INFLATABLE PARTY MAGIC LLC | RENTALS-OPERATING LEASES | 1,777.99 |
| 5/12/2026 | J W PEPPER & SON, INC | GENERAL SUPPLIES | 39.49 |
| 5/12/2026 | JASON'S DELI, MANSFIELD | REFRESHMENTS/FOOD FOR MEETINGS | 626.90 |
| 5/12/2026 | JIRA TIMING, KEVIN TOWNS | MISCELLANEOUS CONTRACTED SERVIC | 1,025.40 |
| 5/12/2026 | KONA ICE OF MANSFIELD, BIG KONAS LLC | MISCELLANEOUS OPERATING COSTS | 1,080.00 |
| 5/12/2026 | LOWE'S COMPANIES, INC | GENERAL SUPPLIES | 23.40 |
| 5/12/2026 | MALLORY SCREEN PRINT & EMBROIDERY | GENERAL SUPPLIES | 6,581.25 |
| 5/12/2026 | MAMA'S PIZZA | REFRESHMENTS/FOOD FOR MEETINGS | 270.75 |
| 5/12/2026 | NOTHING BUNDT CAKES, NBC MANSFIELD | MISCELLANEOUS OPERATING COSTS | 112.47 |
| 5/12/2026 | PRIDE OF TEXAS MUSIC FESTIVALS | TRAVEL AND SUBSISTENCE - STUDE | 330.00 |
| 5/12/2026 | PURCELL, EUREKA | TRAVEL, TRAINING & SUBSISTENCE | 146.64 |
| 5/12/2026 | SCHOOL SPECIALTY, LLC | GENERAL SUPPLIES | 31.90 |
| 5/12/2026 | SECURED MOBILITY LLC, MICHAEL P LARANA | GENERAL SUPPLIES | 5,237.67 |
| 5/12/2026 | SPEAKES, JASON | TRAVEL, TRAINING & SUBSISTENCE | 150.00 |
| 5/12/2026 | STAPLES ADVANTAGE | GENERAL SUPPLIES | 371.99 |
| 5/12/2026 | STAPLES ADVANTAGE | MISCELLANEOUS OPERATING COSTS | 46.17 |
| 5/12/2026 | SUNDANCE EVENTS | RENTALS-OPERATING LEASES | 961.20 |
| 5/12/2026 | TARPLEY MUSIC CO. INC. | CONTRACTED MAINTENANCE AND REP | 5,444.74 |
| 5/12/2026 | TOP GOLF USA GP, LLC, GRAND PRAIRIE | TRAVEL AND SUBSISTENCE - STUDE | 412.00 |
| 5/14/2026 | AC BURLISON LLC | TRAVEL AND SUBSISTENCE - STUDE | 9,561.25 |
| 5/14/2026 | ACUFF, MEGAN | OTHER REVENUES FROM LOCAL SOUR | 16.00 |
| 5/14/2026 | AMAZON CAPITAL SERVICES INC | GENERAL SUPPLIES | 107.50 |
| 5/14/2026 | AMAZON CAPITAL SERVICES INC | MISCELLANEOUS OPERATING COSTS | 40.94 |
| 5/14/2026 | AMAZON CAPITAL SERVICES INC | READING/REF MATERIALS/DATABASE | 88.20 |

MANSFIELD INDEPENDENT SCHOOL DISTRICT

Fund Disbursement Report for 5/1/2026 through 5/31/2026

| <u>DATE PAID</u> | <u>NAME</u> | <u>ITEM DESCRIPTION</u> | <u>AMOUNT</u> |
|-----------------------------------|--|--------------------------------|---------------|
| 461 - CAMPUS ACTIVITY FUND | | | |
| 5/14/2026 | ARBITERSPORTS LLC, ATH ACCOUNT | MISCELLANEOUSCONTRACTED SERVIC | 1,080.00 |
| 5/14/2026 | DOGWOOD CANYON AUDUBON CENTER AT C | TRAVEL AND SUBSISTENCE - STUDE | 200.00 |
| 5/14/2026 | GOLDEN GRADUATION SERVICES, INC. | GENERAL SUPPLIES | 333.60 |
| 5/14/2026 | GOLDEN GRADUATION SERVICES, INC. | MISCELLANEOUS OPERATING COSTS | 270.70 |
| 5/14/2026 | JASON'S DELI, MANSFIELD | TRAVEL AND SUBSISTENCE - STUDE | 453.15 |
| 5/14/2026 | LOWE'S COMPANIES, INC | GENERAL SUPPLIES | 371.80 |
| 5/14/2026 | NWACHUKWU, PERPETUA | OTHER REVENUES FROM LOCAL SOUR | 26.00 |
| 5/14/2026 | PITSCO EDUCATION, LLC | GENERAL SUPPLIES | 75.95 |
| 5/14/2026 | SCHOOL SPECIALTY, LLC | GENERAL SUPPLIES | 49.91 |
| 5/14/2026 | SECURED MOBILITY LLC, MICHAEL P LARANA | GENERAL SUPPLIES | 2,904.18 |
| 5/14/2026 | SIGN SOLUTIONS INC, ADVANCED SIGN SOL | MISCELLANEOUSCONTRACTED SERVIC | 336.00 |
| 5/14/2026 | SOUTHERN FLORAL COMPANY | GENERAL SUPPLIES | 468.06 |
| 5/14/2026 | TOP OF TEXAS PHOTOGRAPHY, INC | MISCELLANEOUS OPERATING COSTS | 1,364.60 |
| 5/14/2026 | WALLIS, KRISTIN | TRAVEL AND SUBSISTENCE - STUDE | 150.00 |
| 5/19/2026 | AMAZON CAPITAL SERVICES INC | GENERAL SUPPLIES | 3,817.01 |
| 5/19/2026 | AMAZON CAPITAL SERVICES INC | MISCELLANEOUS OPERATING COSTS | 343.26 |
| 5/19/2026 | ANDERSON, KIMBERLY | OTHER REVENUES FROM LOCAL SOUR | 40.00 |
| 5/19/2026 | BLICK ART MATERIALS,LLC | GENERAL SUPPLIES | 62.32 |
| 5/19/2026 | CHEN, JENNIFER | TRAVEL,TRAINING & SUBSISTENCE | 499.40 |
| 5/19/2026 | CICI'S PIZZA #412 WALNUT CREEK | REFRESHMENTS/FOOD FOR MEETINGS | 282.50 |
| 5/19/2026 | CROWN TROPHY-HURST | GENERAL SUPPLIES | 29.75 |
| 5/19/2026 | CROWN TROPHY-HURST | MISCELLANEOUS OPERATING COSTS | 413.00 |
| 5/19/2026 | DOGWOOD CANYON AUDUBON CENTER AT C | TRAVEL AND SUBSISTENCE - STUDE | -200.00 |
| 5/19/2026 | EDUCATIONAL THEATRE ASSOCIATION | MEMBERSHIPS | 365.00 |
| 5/19/2026 | GOURMET WOOD PRODUCTS, INC | GENERAL SUPPLIES | 120.00 |
| 5/19/2026 | HARLAND CLARKE CORP. | GENERAL SUPPLIES | 179.81 |
| 5/19/2026 | JASON'S DELI, MANSFIELD | REFRESHMENTS/FOOD FOR MEETINGS | 184.72 |
| 5/19/2026 | JONES, MAUDIE | OTHER REVENUES FROM LOCAL SOUR | 28.00 |
| 5/19/2026 | LANDRUM, LINDSAY | OTHER REVENUES FROM LOCAL SOUR | 17.00 |
| 5/19/2026 | LOWE'S COMPANIES, INC | GENERAL SUPPLIES | 181.61 |
| 5/19/2026 | MAMA'S PIZZA | REFRESHMENTS/FOOD FOR MEETINGS | 214.00 |
| 5/19/2026 | MR JIMS PIZZA | REFRESHMENTS/FOOD FOR MEETINGS | 87.91 |
| 5/19/2026 | MUSIC AND ARTS CENTER - ATTN: ACCOUNT: | CONTRACTED MAINTENANCE AND REP | 234.00 |
| 5/19/2026 | MUSIC THEATRE INTERNATIONAL | GENERAL SUPPLIES | 601.00 |
| 5/19/2026 | MUSIC THEATRE INTERNATIONAL | MISCELLANEOUS OPERATING COSTS | 139.00 |
| 5/19/2026 | NOTHING BUNDT CAKES, NBC MANSFIELD | REFRESHMENTS/FOOD FOR MEETINGS | 2.89 |
| 5/19/2026 | PANTEGO CAMP THURMAN | TRAVEL AND SUBSISTENCE - STUDE | 15,780.00 |
| 5/19/2026 | PERMA-BOUND BOOKS | READING/REF MATERIALS/DATABASE | 5,544.52 |
| 5/19/2026 | QUALITY SOUND AND COMMUNICATIONS INC | MISCELLANEOUSCONTRACTED SERVIC | 1,559.99 |
| 5/19/2026 | SECURED MOBILITY LLC, MICHAEL P LARANA | GENERAL SUPPLIES | 4,808.82 |
| 5/19/2026 | SHUTTERFLY LIFETOUCH LLC | MISCELLANEOUS OPERATING COSTS | 726.30 |
| 5/19/2026 | SUNDANCE EVENTS | RENTALS-OPERATING LEASES | 10,212.27 |
| 5/19/2026 | VAN COUNTRY LLC | TRAVEL AND SUBSISTENCE - STUDE | 512.31 |
| 5/19/2026 | WEISSMAN | GENERAL SUPPLIES | 31.30 |
| 5/21/2026 | AMAZON CAPITAL SERVICES INC | GENERAL SUPPLIES | 106.78 |
| 5/21/2026 | BEN E. KEITH COMPANY | REFRESHMENTS/FOOD FOR MEETINGS | 1,186.69 |
| 5/21/2026 | BOUND TO STAY BOUND BOOKS INC | READING/REF MATERIALS/DATABASE | 75.96 |
| 5/21/2026 | BUSINESS INTERIORS | FURNITURE<\$10,000 | 369.50 |
| 5/21/2026 | CHICK-FIL-A #01021, N WALNUT CREEK | REFRESHMENTS/FOOD FOR MEETINGS | 164.50 |
| 5/21/2026 | EPIC FOAM PARTIES-REBECCA RODRIGUEZ | MISCELLANEOUSCONTRACTED SERVIC | 0.00 |
| 5/21/2026 | GAME ONE, CARDINAL'S SPOR | GENERAL SUPPLIES | 3,766.21 |
| 5/21/2026 | MCCOLLUM, BYRON | TRAVEL,TRAINING & SUBSISTENCE | 90.00 |
| 5/21/2026 | MOUNTAIN MIKE'S PIZZA | REFRESHMENTS/FOOD FOR MEETINGS | 202.31 |
| 5/21/2026 | MUSIC AND ARTS CENTER - ATTN: ACCOUNT: | CONTRACTED MAINTENANCE AND REP | 1,246.76 |
| 5/21/2026 | NOTHING BUNDT CAKES, NBC MANSFIELD | MISCELLANEOUS OPERATING COSTS | 17.33 |

MANSFIELD INDEPENDENT SCHOOL DISTRICT

Fund Disbursement Report for 5/1/2026 through 5/31/2026

| <u>DATE PAID</u> | <u>NAME</u> | <u>ITEM DESCRIPTION</u> | <u>AMOUNT</u> |
|---|--|---------------------------------|-------------------|
| 461 - CAMPUS ACTIVITY FUND | | | |
| 5/21/2026 | ROSA'S CAFE & TORTILLA FACTORY LTD. | REFRESHMENTS/FOOD FOR MEETINGS | 222.00 |
| 5/21/2026 | SCHOOL SPECIALTY, LLC | GENERAL SUPPLIES | 2,367.30 |
| 5/21/2026 | SOUTHERN FLORAL COMPANY | GENERAL SUPPLIES | 36.40 |
| 5/21/2026 | SUNDANCE EVENTS | RENTALS-OPERATING LEASES | 6,478.29 |
| 5/21/2026 | TAYLOR, EVAN | OTHER REVENUES FROM LOCAL SOUR | 101.00 |
| 5/22/2026 | U.S. BANK NATIONAL ASSOCIATION | GENERAL SUPPLIES | 1,044.31 |
| 5/22/2026 | U.S. BANK NATIONAL ASSOCIATION | MISCELLANEOUS OPERATING COSTS | 2,340.34 |
| 5/22/2026 | U.S. BANK NATIONAL ASSOCIATION | REFRESHMENTS/FOOD FOR MEETINGS | 12,463.38 |
| 5/22/2026 | U.S. BANK NATIONAL ASSOCIATION | TRAVEL AND SUBSISTENCE - NON-E | 3,647.34 |
| 5/22/2026 | U.S. BANK NATIONAL ASSOCIATION | TRAVEL AND SUBSISTENCE - STUDE | 29,935.53 |
| 5/26/2026 | ALSUP, RANDALL | TRAVEL, TRAINING & SUBSISTENCE | 81.70 |
| 5/26/2026 | AMAZON CAPITAL SERVICES INC | GENERAL SUPPLIES | 35.94 |
| 5/26/2026 | AMAZON CAPITAL SERVICES INC | MISCELLANEOUS OPERATING COSTS | 58.91 |
| 5/26/2026 | CHICK-FIL-A #01021, N WALNUT CREEK | REFRESHMENTS/FOOD FOR MEETINGS | 441.50 |
| 5/26/2026 | CICI'S PIZZA #412 WALNUT CREEK | REFRESHMENTS/FOOD FOR MEETINGS | 196.00 |
| 5/26/2026 | DRY CLEAN SUPER CENTER, JLN INVESTMEN | MISCELLANEOUS CONTRACTED SERVIC | 299.20 |
| 5/26/2026 | EAI EDUCATION INC | GENERAL SUPPLIES | 2,857.00 |
| 5/26/2026 | EDUCATIONAL THEATRE ASSOCIATION | MEMBERSHIPS | 881.00 |
| 5/26/2026 | ESCALANTE, ANGEL | OTHER REVENUES FROM LOCAL SOUR | 25.00 |
| 5/26/2026 | FORT WORTH BOTANICAL SOCIETY | TRAVEL AND SUBSISTENCE - STUDE | -70.00 |
| 5/26/2026 | FRONTIERS OF FLIGHT MUSEUM | TRAVEL AND SUBSISTENCE - NON-E | 0.00 |
| 5/26/2026 | FRONTIERS OF FLIGHT MUSEUM | TRAVEL AND SUBSISTENCE - STUDE | 0.00 |
| 5/26/2026 | GAME ONE, CARDINAL'S SPOR | GENERAL SUPPLIES | 3,155.13 |
| 5/26/2026 | GAME ONE, CARDINAL'S SPOR | TRAVEL AND SUBSISTENCE - STUDE | 3,033.72 |
| 5/26/2026 | JET'S PIZZA | REFRESHMENTS/FOOD FOR MEETINGS | 52.77 |
| 5/26/2026 | MUSIC AND ARTS CENTER - ATTN: ACCOUNTS | GENERAL SUPPLIES | 222.90 |
| 5/26/2026 | ROSA'S CAFE & TORTILLA FACTORY LTD. | REFRESHMENTS/FOOD FOR MEETINGS | 545.35 |
| 5/26/2026 | ROSE COSTUMES, GYPSY QUEEN, LLC | GENERAL SUPPLIES | 200.00 |
| 5/26/2026 | SCHOLASTIC BOOK FAIRS | MISCELLANEOUS OPERATING COSTS | 4,607.80 |
| 5/26/2026 | SPIRIT WORX | MISCELLANEOUS OPERATING COSTS | 1,016.95 |
| 5/26/2026 | SUNDANCE EVENTS | RENTALS-OPERATING LEASES | 627.28 |
| 5/28/2026 | ALL FOR KIDZ INC | MISCELLANEOUS OPERATING COSTS | 3,598.00 |
| 5/28/2026 | AMAZON CAPITAL SERVICES INC | READING/REF MATERIALS/DATABASE | 31.97 |
| 5/28/2026 | AVALON MOTOR COACHES LLC | TRAVEL AND SUBSISTENCE - NON-E | 672.00 |
| 5/28/2026 | AVALON MOTOR COACHES LLC | TRAVEL AND SUBSISTENCE - STUDE | 8,400.00 |
| 5/28/2026 | D & J SPORTS | GENERAL SUPPLIES | 1,630.95 |
| 5/28/2026 | DREAM RANCH OFFICE SUPPLIES | GENERAL SUPPLIES | 69.78 |
| 5/28/2026 | EDUCATIONAL THEATRE ASSOCIATION | MEMBERSHIPS | 365.00 |
| 5/28/2026 | FORT WORTH BOTANICAL SOCIETY | TRAVEL AND SUBSISTENCE - NON-E | -25.00 |
| 5/28/2026 | FORT WORTH BOTANICAL SOCIETY | TRAVEL AND SUBSISTENCE - STUDE | -192.00 |
| 5/28/2026 | JONES SCHOOL SUPPLY | GENERAL SUPPLIES | 1,257.90 |
| 5/28/2026 | LIBRARIA, CHILDREN'S PLUS | READING/REF MATERIALS/DATABASE | 500.00 |
| 5/28/2026 | MALLORY SCREEN PRINT & EMBROIDERY | GENERAL SUPPLIES | -6,581.25 |
| 5/28/2026 | MAMA'S PIZZA | REFRESHMENTS/FOOD FOR MEETINGS | 130.00 |
| 5/28/2026 | PERMA-BOUND BOOKS | READING/REF MATERIALS/DATABASE | 619.20 |
| 5/28/2026 | SCHOOL SPECIALTY, LLC | GENERAL SUPPLIES | 88.52 |
| 5/28/2026 | SUNDANCE EVENTS | RENTALS-OPERATING LEASES | 2,982.24 |
| 461 - CAMPUS ACTIVITY FUND | | | 320,467.21 |
| 492 - FALL 2011 EDUCATION FOUND GRAN | | | |
| 5/4/2026 | U.S. BANK NATIONAL ASSOCIATION | GENERAL SUPPLIES | 493.03 |
| 5/4/2026 | U.S. BANK NATIONAL ASSOCIATION | TRAVEL AND SUBSISTENCE - STUDE | 288.16 |
| 5/5/2026 | WEST MUSIC COMPANY | GENERAL SUPPLIES | 472.03 |
| 5/7/2026 | SCHOOL SPECIALTY, LLC | GENERAL SUPPLIES | 771.17 |
| 5/7/2026 | WEST MUSIC COMPANY | GENERAL SUPPLIES | 54.57 |

MANSFIELD INDEPENDENT SCHOOL DISTRICT

Fund Disbursement Report for 5/1/2026 through 5/31/2026

| <u>DATE PAID</u> | <u>NAME</u> | <u>ITEM DESCRIPTION</u> | <u>AMOUNT</u> |
|---|--|--------------------------------|---------------------|
| 492 - FALL 2011 EDUCATION FOUND GRAN | | | |
| 5/14/2026 | AMAZON CAPITAL SERVICES INC | GENERAL SUPPLIES | 2,873.02 |
| 5/19/2026 | AMERICAN FARM BUREAU FOUNDATION FOR | READING/REF MATERIALS/DATABASE | 114.84 |
| 5/22/2026 | U.S. BANK NATIONAL ASSOCIATION | GENERAL SUPPLIES | 35.98 |
| 5/22/2026 | U.S. BANK NATIONAL ASSOCIATION | REFRESHMENTS/FOOD FOR MEETINGS | 519.20 |
| 5/28/2026 | AMAZON CAPITAL SERVICES INC | GENERAL SUPPLIES | 80.20 |
| 5/28/2026 | MAD SCIENCE OF FORT WORTH | MISCELLANEOUSCONTRACTED SERVIC | 497.00 |
| 492 - FALL 2011 EDUCATION FOUND GF | | | 6,199.20 |
| 498 - MISCELLANEOUS GRANTS | | | |
| 5/5/2026 | HERT, JOSHUA | TRAVEL, TRAINING & SUBSISTENCE | 334.20 |
| 5/5/2026 | SHERWOOD, TIMOTHY | TRAVEL, TRAINING & SUBSISTENCE | 334.20 |
| 5/14/2026 | RMP INDUSTRIAL SUPPLY INC | GENERAL SUPPLIES | 1,516.86 |
| 5/21/2026 | CRC INC OF TEXAS | GENERAL SUPPLIES | 343.00 |
| 5/22/2026 | U.S. BANK NATIONAL ASSOCIATION | GENERAL SUPPLIES | 66.92 |
| 5/22/2026 | U.S. BANK NATIONAL ASSOCIATION | REFRESHMENTS/FOOD FOR MEETINGS | 1,000.42 |
| 498 - MISCELLANEOUS GRANTS | | | 3,595.60 |
| 624 - 2024 BOND PROGRAM | | | |
| 5/5/2026 | CORE CONSTRUCTION SERVICES OF TEXAS | BUILDING PURCHASE, CONSTRUCTIO | 2,576,940.67 |
| 5/6/2026 | TRS | TEACHER RETIREMENT | 2,371.16 |
| 5/7/2026 | BUSINESS INTERIORS | FURNITURE<\$10,000 | 14,890.44 |
| 5/7/2026 | BUSINESS INTERIORS | MISCELLANEOUSCONTRACTED SERVIC | 500.00 |
| 5/7/2026 | CORE CONSTRUCTION SERVICES OF TEXAS | BUILDING PURCHASE, CONSTRUCTIO | 1,125,294.09 |
| 5/7/2026 | MULTIVISTA DOCUMENTATION TECHNOLOGIE | MISCELLANEOUSCONTRACTED SERVIC | 40,866.75 |
| 5/7/2026 | NEXTGEN SECURITY LLC | MISCELLANEOUSCONTRACTED SERVIC | 1,847.00 |
| 5/7/2026 | NEXTGEN SECURITY LLC | TECHNOLOGY EQUIPMNT<\$10000 | 1,332.50 |
| 5/7/2026 | TURBO IMAGES | MISCELLANEOUSCONTRACTED SERVIC | 17,576.00 |
| 5/12/2026 | MEDICALESHP INC | OTHER EQUIPMNT<\$10000 | 2,354.95 |
| 5/12/2026 | PRIME SOURCE CONSTRUCTION | CONTRACTED MAINTENANCE AND REP | 11,286.00 |
| 5/12/2026 | ULINE | GENERAL SUPPLIES | 28,882.07 |
| 5/19/2026 | ALLIANCE GEOTECHNICAL GROUP, INC. | BUILDING PURCHASE, CONSTRUCTIO | 9,047.00 |
| 5/19/2026 | BANNISTER ENGINEERING LLC | BUILDING PURCHASE, CONSTRUCTIO | 1,000.00 |
| 5/19/2026 | HUCKABEE AND ASSOCIATES, INC | BUILDING PURCHASE, CONSTRUCTIO | 196,514.18 |
| 5/19/2026 | UES PROFESSIONAL SOLUTIONS 44, ALPHA T | BUILDING PURCHASE, CONSTRUCTIO | 25,518.50 |
| 5/21/2026 | AUTHERS BUILDING GROUP LLC | BUILDING PURCHASE, CONSTRUCTIO | 84,407.78 |
| 5/21/2026 | HUCKABEE AND ASSOCIATES, INC | BUILDING PURCHASE, CONSTRUCTIO | 39,852.91 |
| 5/21/2026 | LEE LEWIS CONSTRUCTION, INC | BUILDING PURCHASE, CONSTRUCTIO | 524,162.76 |
| 5/28/2026 | AUTHERS BUILDING GROUP LLC | LAND PURCHASE AND IMPROVEMENT | 312.50 |
| 5/28/2026 | COURTEX CONSTRUCTION INC | CONTRACTED MAINTENANCE AND REP | 79,440.00 |
| 5/28/2026 | DURO-LAST, AMRIZE BUILDING | BUILDING PURCHASE, CONSTRUCTIO | 144,246.75 |
| 5/28/2026 | HUCKABEE AND ASSOCIATES, INC | BUILDING PURCHASE, CONSTRUCTIO | 531,223.58 |
| 5/28/2026 | LEE LEWIS CONSTRUCTION, INC | BUILDING PURCHASE, CONSTRUCTIO | 513,510.68 |
| 5/28/2026 | NEXTGEN SECURITY LLC | TECHNOLOGY EQUIPMNT<\$10000 | 1,016,888.00 |
| 5/28/2026 | REEDER GENERAL CONTRACTORS, INC. | BUILDING PURCHASE, CONSTRUCTIO | 907,038.49 |
| 5/28/2026 | TURBO IMAGES | MISCELLANEOUSCONTRACTED SERVIC | 17,576.00 |
| 624 - 2024 BOND PROGRAM | | | 7,914,880.76 |
| 711 - OUT OF SCHOOL PROGRAMS-QUEST | | | |
| 5/1/2026 | AMAZON CAPITAL SERVICES INC | GENERAL SUPPLIES | 611.19 |
| 5/4/2026 | U.S. BANK NATIONAL ASSOCIATION | GENERAL SUPPLIES | 282.77 |
| 5/4/2026 | U.S. BANK NATIONAL ASSOCIATION | REFRESHMENTS/FOOD FOR MEETINGS | 294.11 |
| 5/5/2026 | AMAZON CAPITAL SERVICES INC | GENERAL SUPPLIES | 250.50 |
| 5/5/2026 | AMAZON CAPITAL SERVICES INC | MISCELLANEOUS OPERATING COSTS | 139.12 |
| 5/5/2026 | MINDWORKS RESOURCES | GENERAL SUPPLIES | 1,185.00 |

MANSFIELD INDEPENDENT SCHOOL DISTRICT

Fund Disbursement Report for 5/1/2026 through 5/31/2026

| <u>DATE PAID</u> | <u>NAME</u> | <u>ITEM DESCRIPTION</u> | <u>AMOUNT</u> |
|---|---|---------------------------------|------------------|
| 711 - OUT OF SCHOOL PROGRAMS-QUEST | | | |
| 5/6/2026 | TRS | TEACHER RETIREMENT | 6,559.95 |
| 5/7/2026 | AMAZON CAPITAL SERVICES INC | GENERAL SUPPLIES | 2,665.65 |
| 5/7/2026 | AMAZON CAPITAL SERVICES INC | MISCELLANEOUS OPERATING COSTS | 522.69 |
| 5/7/2026 | AMAZON CAPITAL SERVICES INC | REFRESHMENTS/FOOD FOR MEETINGS | 168.04 |
| 5/7/2026 | PRECISION BUSINESS MACHINES, INC | GENERAL SUPPLIES | 159.99 |
| 5/12/2026 | AMAZON CAPITAL SERVICES INC | GENERAL SUPPLIES | 35.98 |
| 5/12/2026 | AMAZON CAPITAL SERVICES INC | MISCELLANEOUS OPERATING COSTS | 205.41 |
| 5/12/2026 | KONA ICE OF MANSFIELD, BIG KONAS LLC | REFRESHMENTS/FOOD FOR MEETINGS | 301.50 |
| 5/12/2026 | MINDWORKS RESOURCES | GENERAL SUPPLIES | 1,150.00 |
| 5/12/2026 | SCHOOL SPECIALTY, LLC | GENERAL SUPPLIES | 392.55 |
| 5/12/2026 | SUNDANCE EVENTS | RENTALS-OPERATING LEASES | 435.80 |
| 5/14/2026 | AMAZON CAPITAL SERVICES INC | GENERAL SUPPLIES | 422.56 |
| 5/14/2026 | AMAZON CAPITAL SERVICES INC | MISCELLANEOUS OPERATING COSTS | 207.77 |
| 5/14/2026 | ROSA'S CAFE & TORTILLA FACTORY LTD. | REFRESHMENTS/FOOD FOR MEETINGS | 412.60 |
| 5/19/2026 | AMAZON CAPITAL SERVICES INC | GENERAL SUPPLIES | 271.11 |
| 5/19/2026 | AMAZON CAPITAL SERVICES INC | TECHNOLOGY EQUIPMNT<\$10000 | 839.95 |
| 5/19/2026 | CICI'S PIZZA #412 WALNUT CREEK | REFRESHMENTS/FOOD FOR MEETINGS | 246.00 |
| 5/19/2026 | ELITE EDUCATIONAL ENTERPRISES | TRAVEL, TRAINING & SUBSISTENCE | 450.00 |
| 5/19/2026 | KONA ICE OF MANSFIELD, BIG KONAS LLC | REFRESHMENTS/FOOD FOR MEETINGS | 240.00 |
| 5/19/2026 | QDOBA MEXICAN GRILL, BDAA HOLDINGS | REFRESHMENTS/FOOD FOR MEETINGS | 1,089.05 |
| 5/19/2026 | STAPLES ADVANTAGE | GENERAL SUPPLIES | 624.92 |
| 5/19/2026 | SUNDANCE EVENTS | RENTALS-OPERATING LEASES | 994.00 |
| 5/21/2026 | KAPLAN EARLY LEARNING COMPANY | GENERAL SUPPLIES | 219.95 |
| 5/21/2026 | SCHOOL SPECIALTY, LLC | GENERAL SUPPLIES | 91.82 |
| 5/21/2026 | SUNDANCE EVENTS | RENTALS-OPERATING LEASES | 625.73 |
| 5/22/2026 | U.S. BANK NATIONAL ASSOCIATION | GENERAL SUPPLIES | 155.35 |
| 5/22/2026 | U.S. BANK NATIONAL ASSOCIATION | REFRESHMENTS/FOOD FOR MEETINGS | 1,456.64 |
| 5/26/2026 | AMAZON CAPITAL SERVICES INC | GENERAL SUPPLIES | -13.52 |
| 5/26/2026 | BROOKS, SAVANNAH | TRAVEL, TRAINING & SUBSISTENCE | 296.46 |
| 5/26/2026 | CDW GOVERNMENT | TECHNOLOGY EQUIPMNT<\$10000 | 4,830.74 |
| 5/28/2026 | BALLOONS WITH A TWIST, ANGEL FUENTES | MISCELLANEOUS CONTRACTED SERVIC | 296.00 |
| 5/28/2026 | CICI'S PIZZA #412 WALNUT CREEK | REFRESHMENTS/FOOD FOR MEETINGS | 105.00 |
| 5/28/2026 | TRAVELIN TOM'S COFFEE OF NW ELLIS CO | MISCELLANEOUS CONTRACTED SERVIC | 675.00 |
| 711 - OUT OF SCHOOL PROGRAMS-QUI | | | 29,897.38 |
| 712 - NATATORIUM | | | |
| 5/1/2026 | LAKESIDE AQUATIC CLUB | MISCELLANEOUS OPERATING COSTS | 4,278.00 |
| 5/4/2026 | U.S. BANK NATIONAL ASSOCIATION | MISCELLANEOUS OPERATING COSTS | 100.00 |
| 5/4/2026 | U.S. BANK NATIONAL ASSOCIATION | REFRESHMENTS/FOOD FOR MEETINGS | 740.17 |
| 5/4/2026 | U.S. BANK NATIONAL ASSOCIATION | SOFTWARE SUBSCRIPTIONS | 25.00 |
| 5/5/2026 | FRONTIER WASTE SOLUTIONS, FRONTIER AC | UTILITIES - TRASH | 386.21 |
| 5/5/2026 | RELIANT METRO CARBONATION, LLC | GENERAL SUPPLIES | 197.33 |
| 5/5/2026 | TXU ENERGY RETAIL COMPANY LLC, VISTRA | UTILITIES - ELECTRICITY | 10,817.81 |
| 5/6/2026 | TRS | TEACHER RETIREMENT | 512.10 |
| 5/7/2026 | ARLINGTON ISD ATHLETICS | MISCELLANEOUS OPERATING COSTS | 560.00 |
| 5/7/2026 | EAN SERVICES, LLC ENTERPRISE RENT A C - | TRAVEL, TRAINING & SUBSISTENCE | 345.10 |
| 5/7/2026 | ORIENTAL TRADING COMPANY, INC | GENERAL SUPPLIES | 79.45 |
| 5/7/2026 | REPUBLIC SERVICES INC | UTILITIES - TRASH | 43.68 |
| 5/7/2026 | SERIE, ANDREW | TRAVEL, TRAINING & SUBSISTENCE | 594.20 |
| 5/7/2026 | SURGE AQUATICS, RIVER CITY ATHLET | MISCELLANEOUS OPERATING COSTS | 5,072.50 |
| 5/7/2026 | WESTERN - BRW PAPER CO, OVOL USA | GENERAL SUPPLIES | 172.80 |
| 5/12/2026 | CITY OF MANSFIELD, UTILITIES | UTILITIES - WATER | 2,022.53 |
| 5/12/2026 | HASTY AWARDS | MISCELLANEOUS OPERATING COSTS | 459.80 |
| 5/12/2026 | LESLIE'S SWIMMING POOL SUPPLIES | GENERAL SUPPLIES | 363.98 |
| 5/12/2026 | RELIANT METRO CARBONATION, LLC | GENERAL SUPPLIES | 271.50 |

MANSFIELD INDEPENDENT SCHOOL DISTRICT

Fund Disbursement Report for 5/1/2026 through 5/31/2026

| <u>DATE PAID</u> | <u>NAME</u> | <u>ITEM DESCRIPTION</u> | <u>AMOUNT</u> |
|------------------------------------|---------------------------------------|--------------------------------|------------------|
| 712 - NATATORIUM | | | |
| 5/12/2026 | REPUBLIC SERVICES INC | UTILITIES - TRASH | 101.04 |
| 5/14/2026 | AMAZON CAPITAL SERVICES INC | GENERAL SUPPLIES | 177.89 |
| 5/14/2026 | ARBITERSPORTS LLC, ATH ACCOUNT | MISCELLANEOUSCONTRACTED SERVIC | 3,270.00 |
| 5/14/2026 | ATMOS ENERGY | UTILITIES - GAS | 7,623.62 |
| 5/14/2026 | CHICK-FIL-A #03011, E BROAD STREET | REFRESHMENTS/FOOD FOR MEETINGS | 349.30 |
| 5/14/2026 | COSTA VIDA FRESH MEXICAN GRILL | REFRESHMENTS/FOOD FOR MEETINGS | 420.00 |
| 5/14/2026 | JASON'S DELI, MANSFIELD | REFRESHMENTS/FOOD FOR MEETINGS | 263.60 |
| 5/14/2026 | MID-CITIES ARLINGTON SWIMMING | MISCELLANEOUS OPERATING COSTS | 3,130.00 |
| 5/14/2026 | RELIANT METRO CARBONATION, LLC | GENERAL SUPPLIES | 271.50 |
| 5/14/2026 | STAPLES ADVANTAGE | GENERAL SUPPLIES | 114.66 |
| 5/19/2026 | B&B COMMERCIAL PRINTING, KENNETH BUR | MISCELLANEOUSCONTRACTED SERVIC | 49.63 |
| 5/19/2026 | HASTY AWARDS | MISCELLANEOUS OPERATING COSTS | 776.30 |
| 5/19/2026 | HUCKABAY, CODY | TRAVEL, TRAINING & SUBSISTENCE | 1,009.10 |
| 5/19/2026 | MANSFIELD OIL COMPANY, OF GAINESVILLE | TRAVEL, TRAINING & SUBSISTENCE | 178.73 |
| 5/19/2026 | SERIE, ANDREW | TRAVEL, TRAINING & SUBSISTENCE | 341.06 |
| 5/21/2026 | TRABONA, TRENT | TRAVEL, TRAINING & SUBSISTENCE | 605.56 |
| 5/22/2026 | U.S. BANK NATIONAL ASSOCIATION | GENERAL SUPPLIES | 61.42 |
| 5/22/2026 | U.S. BANK NATIONAL ASSOCIATION | MISCELLANEOUS OPERATING COSTS | 4,780.00 |
| 5/22/2026 | U.S. BANK NATIONAL ASSOCIATION | REFRESHMENTS/FOOD FOR MEETINGS | 1,563.28 |
| 5/26/2026 | RELIANT METRO CARBONATION, LLC | GENERAL SUPPLIES | 271.50 |
| 5/28/2026 | MOUNTJOY POOL SERVICES, LLC, MOUNTJO | GENERAL SUPPLIES | 2,546.84 |
| 5/28/2026 | TXU ENERGY RETAIL COMPANY LLC, VISTRA | UTILITIES - ELECTRICITY | 12,652.53 |
| 712 - NATATORIUM | | | 67,599.72 |
| 826 - UIL/DEC | | | |
| 5/4/2026 | U.S. BANK NATIONAL ASSOCIATION | MISCELLANEOUS OPERATING COSTS | 751.81 |
| 5/5/2026 | ARBITERSPORTS LLC, ATH ACCOUNT | MISCELLANEOUSCONTRACTED SERVIC | 21,900.00 |
| 5/5/2026 | RAISING CANE'S RESTAURANTS, LLC | MISCELLANEOUS OPERATING COSTS | 540.00 |
| 5/5/2026 | SPRING CREEK BARBEQUE #2 LTD | MISCELLANEOUS OPERATING COSTS | 308.40 |
| 5/6/2026 | TRS | TEACHER RETIREMENT | 89.00 |
| 5/7/2026 | JOSHUA ISD ATHLETICS | MISCELLANEOUS OPERATING COSTS | 4,205.69 |
| 5/12/2026 | BURLESON ISD ATHLETICS | MISCELLANEOUS OPERATING COSTS | 3,184.42 |
| 5/12/2026 | EAGLE MOUNTAIN SAGINAW ATHLETICS TENI | MISCELLANEOUS OPERATING COSTS | 673.43 |
| 5/12/2026 | HEB ISD ATHLETICS | MISCELLANEOUS OPERATING COSTS | 93.41 |
| 5/12/2026 | QDOBA MEXICAN GRILL, BDAA HOLDINGS | MISCELLANEOUS OPERATING COSTS | 339.38 |
| 5/14/2026 | AWARD CENTER | MISCELLANEOUS OPERATING COSTS | 204.16 |
| 5/14/2026 | MAMA'S PIZZA | MISCELLANEOUS OPERATING COSTS | 765.40 |
| 5/19/2026 | ABILENE CHRISTIAN UNIVERSITY | MISCELLANEOUS OPERATING COSTS | 978.72 |
| 5/26/2026 | JOSHUA ISD ATHLETICS | MISCELLANEOUS OPERATING COSTS | 3,412.75 |
| 826 - UIL/DEC | | | 37,446.57 |
| 865 - STUDENT ACTIVITY FUND | | | |
| 5/1/2026 | ALBERTEX PHOTOGRAPHY LTD | MISCELLANEOUSCONTRACTED SERVIC | 650.00 |
| 5/1/2026 | DH EVENTS AND SUPPLY, ANNA REEVES | MISCELLANEOUSCONTRACTED SERVIC | 1,200.00 |
| 5/1/2026 | PEROT MUSEUM OF NATURE AND SCIENCE | MISCELLANEOUSCONTRACTED SERVIC | 6,237.50 |
| 5/4/2026 | U.S. BANK NATIONAL ASSOCIATION | GENERAL SUPPLIES | 250.26 |
| 5/4/2026 | U.S. BANK NATIONAL ASSOCIATION | MISCELLANEOUS OPERATING COSTS | 19,803.31 |
| 5/5/2026 | A-1 CLEANERS INC | MISCELLANEOUSCONTRACTED SERVIC | 1,688.70 |
| 5/5/2026 | AMAZON CAPITAL SERVICES INC | GENERAL SUPPLIES | 260.94 |
| 5/5/2026 | AWARD CENTER | MISCELLANEOUS OPERATING COSTS | 528.70 |
| 5/5/2026 | COCA-COLA SOUTHWEST BEVERAGES LLC | MISCELLANEOUS OPERATING COSTS | 485.89 |
| 5/5/2026 | COLUMBIA SCHOLASTIC PRESS ASSOCIATIOI | DEFERRED EXPENDITURES/EXPENSES | 385.00 |
| 5/5/2026 | COLUMBIA SCHOLASTIC PRESS ASSOCIATIOI | MISCELLANEOUS OPERATING COSTS | 0.00 |
| 5/5/2026 | CUSTOMIZED SPIRIT | MISCELLANEOUS OPERATING COSTS | 315.00 |
| 5/5/2026 | EDUCATIONAL THEATRE ASSOCIATION | MISCELLANEOUS OPERATING COSTS | 615.00 |

MANSFIELD INDEPENDENT SCHOOL DISTRICT

Fund Disbursement Report for 5/1/2026 through 5/31/2026

| <u>DATE PAID</u> | <u>NAME</u> | <u>ITEM DESCRIPTION</u> | <u>AMOUNT</u> |
|------------------------------------|--|--------------------------------|---------------|
| 865 - STUDENT ACTIVITY FUND | | | |
| 5/5/2026 | HARDIE'S FRESH FOODS, DAIRYLAND PRODU | MISCELLANEOUS OPERATING COSTS | 164.47 |
| 5/5/2026 | HARMLAND VISIONS, LLC | MISCELLANEOUSCONTRACTED SERVIC | 2,300.00 |
| 5/5/2026 | JASON'S DELI, MANSFIELD | MISCELLANEOUS OPERATING COSTS | 88.51 |
| 5/5/2026 | LEOS, HALEY | OTHER REVENUES FROM LOCAL SOUR | 160.00 |
| 5/5/2026 | LOWE'S COMPANIES, INC | MISCELLANEOUS OPERATING COSTS | 153.80 |
| 5/5/2026 | NRH2O MUSIC FESTIVALS, BRAD WHITE MUS | MISCELLANEOUS OPERATING COSTS | 2,881.00 |
| 5/5/2026 | PARTY ROCK EVENTS, CHERELL THOMAS | MISCELLANEOUSCONTRACTED SERVIC | 19,933.00 |
| 5/5/2026 | PLUSH PHOTO POD, LLC, PLUSH PHOTO BOC | MISCELLANEOUSCONTRACTED SERVIC | 4,485.00 |
| 5/5/2026 | SPRAGGINS, ALIYAH | OTHER REVENUES FROM LOCAL SOUR | 67.00 |
| 5/6/2026 | TRS | TEACHER RETIREMENT | 154.14 |
| 5/7/2026 | AMAZON CAPITAL SERVICES INC | DEFERRED EXPENDITURES/EXPENSES | 740.31 |
| 5/7/2026 | AMAZON CAPITAL SERVICES INC | GENERAL SUPPLIES | 3,765.29 |
| 5/7/2026 | AMAZON CAPITAL SERVICES INC | MISCELLANEOUS OPERATING COSTS | 495.12 |
| 5/7/2026 | AWARD CENTER | MISCELLANEOUS OPERATING COSTS | 822.61 |
| 5/7/2026 | BEN E. KEITH COMPANY | MISCELLANEOUS OPERATING COSTS | 711.15 |
| 5/7/2026 | BEYOND THE BOX, EDIBLE IDEAS IN | MISCELLANEOUSCONTRACTED SERVIC | 32,461.44 |
| 5/7/2026 | BLICK ART MATERIALS,LLC | MISCELLANEOUS OPERATING COSTS | 154.54 |
| 5/7/2026 | BOZEMAN, ALLEN | OTHER REVENUES FROM LOCAL SOUR | 75.00 |
| 5/7/2026 | CHICK-FIL-A #01021, N WALNUT CREEK | MISCELLANEOUS OPERATING COSTS | 875.45 |
| 5/7/2026 | CHICK-FIL-A #03011, E BROAD STREET | MISCELLANEOUS OPERATING COSTS | 738.00 |
| 5/7/2026 | CICI'S PIZZA #412 WALNUT CREEK | MISCELLANEOUS OPERATING COSTS | 520.00 |
| 5/7/2026 | FAMILY, CAREER & COMMUNITY LEADERS OF | DEFERRED EXPENDITURES/EXPENSES | 565.00 |
| 5/7/2026 | FAMILY, CAREER & COMMUNITY LEADERS OF | MISCELLANEOUS OPERATING COSTS | 0.00 |
| 5/7/2026 | FOSTERING RESCUE, BRANDI RAINES | MISCELLANEOUS OPERATING COSTS | 1,000.00 |
| 5/7/2026 | FOUNDATION FOR MUSIC EDUCATION, MARK | MISCELLANEOUS OPERATING COSTS | 400.00 |
| 5/7/2026 | FOUNTAIN DESIGNS | MISCELLANEOUSCONTRACTED SERVIC | 5,505.41 |
| 5/7/2026 | GENUINE PARTS COMPANY-NAPA | GENERAL SUPPLIES | 206.42 |
| 5/7/2026 | GOT SPIRIT LLC | MISCELLANEOUS OPERATING COSTS | 450.00 |
| 5/7/2026 | HARDIE'S FRESH FOODS, DAIRYLAND PRODU | MISCELLANEOUS OPERATING COSTS | 132.96 |
| 5/7/2026 | J W PEPPER & SON, INC | GENERAL SUPPLIES | 526.44 |
| 5/7/2026 | LOSOS, ABBY | MISCELLANEOUSCONTRACTED SERVIC | 220.00 |
| 5/7/2026 | MCCOLLISTER, EMILY | MISCELLANEOUSCONTRACTED SERVIC | 2,250.00 |
| 5/7/2026 | SCHOOL SPECIALTY, LLC | MISCELLANEOUS OPERATING COSTS | 115.06 |
| 5/7/2026 | SOUTHWEST APPAREL & ACC | MISCELLANEOUS OPERATING COSTS | 314.79 |
| 5/7/2026 | SPRING CREEK BARBEQUE #2 LTD | MISCELLANEOUS OPERATING COSTS | 1,227.00 |
| 5/7/2026 | TACO CABANA | MISCELLANEOUS OPERATING COSTS | 1,263.81 |
| 5/7/2026 | VISTAR | MISCELLANEOUS OPERATING COSTS | 1,902.89 |
| 5/12/2026 | AC BURLESON LLC | MISCELLANEOUS OPERATING COSTS | 1,466.15 |
| 5/12/2026 | AMAZON CAPITAL SERVICES INC | GENERAL SUPPLIES | 656.84 |
| 5/12/2026 | AMAZON CAPITAL SERVICES INC | MISCELLANEOUS OPERATING COSTS | 1,265.88 |
| 5/12/2026 | ANDRETTI INDOOR KARTING & GAMES, AIKG, | MISCELLANEOUS OPERATING COSTS | 5,016.00 |
| 5/12/2026 | AWARD CENTER | MISCELLANEOUS OPERATING COSTS | 1,390.20 |
| 5/12/2026 | BEN E. KEITH COMPANY | MISCELLANEOUS OPERATING COSTS | 362.52 |
| 5/12/2026 | CHICK-FIL-A #01021, N WALNUT CREEK | MISCELLANEOUS OPERATING COSTS | 192.99 |
| 5/12/2026 | CHICK-FIL-A #03011, E BROAD STREET | MISCELLANEOUS OPERATING COSTS | 68.97 |
| 5/12/2026 | CICI'S PIZZA #412 WALNUT CREEK | MISCELLANEOUS OPERATING COSTS | 324.50 |
| 5/12/2026 | GENUINE PARTS COMPANY-NAPA | GENERAL SUPPLIES | 101.60 |
| 5/12/2026 | GOT SPIRIT LLC | MISCELLANEOUS OPERATING COSTS | 612.00 |
| 5/12/2026 | GROUP DYNAMIX LLC | DEFERRED EXPENDITURES/EXPENSES | 3,060.00 |
| 5/12/2026 | GROUP DYNAMIX LLC | MISCELLANEOUSCONTRACTED SERVIC | 0.00 |
| 5/12/2026 | HALPERNS' STEAK AND SEAFOOD COMPANY | MISCELLANEOUS OPERATING COSTS | 416.45 |
| 5/12/2026 | HARMLAND VISIONS, LLC | MISCELLANEOUSCONTRACTED SERVIC | 2,600.00 |
| 5/12/2026 | HAWAIIAN FALLS-DO NOT USE, DO NOT USE | MISCELLANEOUS OPERATING COSTS | 3,180.00 |
| 5/12/2026 | ICE, LINDA | MISCELLANEOUSCONTRACTED SERVIC | 150.00 |
| 5/12/2026 | MAMA'S PIZZA | MISCELLANEOUS OPERATING COSTS | 189.24 |

MANSFIELD INDEPENDENT SCHOOL DISTRICT

Fund Disbursement Report for 5/1/2026 through 5/31/2026

| <u>DATE PAID</u> | <u>NAME</u> | <u>ITEM DESCRIPTION</u> | <u>AMOUNT</u> |
|------------------------------------|---|--------------------------------|---------------|
| 865 - STUDENT ACTIVITY FUND | | | |
| 5/12/2026 | NRH2O MUSIC FESTIVALS, BRAD WHITE MUS | MISCELLANEOUS OPERATING COSTS | 4,620.00 |
| 5/12/2026 | PEPWEAR, LLC | MISCELLANEOUS OPERATING COSTS | 411.25 |
| 5/12/2026 | RUTHE JACKSON CENTER-A CITY OF GRAND | MISCELLANEOUSCONTRACTED SERVIC | 24,232.00 |
| 5/12/2026 | SHAG CARPET | MISCELLANEOUSCONTRACTED SERVIC | 23,736.51 |
| 5/12/2026 | SOULMAN'S BAR-B-QUE, LLC | MISCELLANEOUS OPERATING COSTS | 539.64 |
| 5/12/2026 | TEXAS FCCLA, TEXAS ASSOC FCCLA | GENERAL SUPPLIES | 87.00 |
| 5/12/2026 | UNIVERSAL CHEERLEADERS ASSOCIATION | MISCELLANEOUS OPERATING COSTS | 15,064.00 |
| 5/14/2026 | ADVERTISING MATTERS LLC | MISCELLANEOUS OPERATING COSTS | 818.00 |
| 5/14/2026 | AMAZON CAPITAL SERVICES INC | GENERAL SUPPLIES | 1,007.47 |
| 5/14/2026 | AMAZON CAPITAL SERVICES INC | MISCELLANEOUS OPERATING COSTS | 212.41 |
| 5/14/2026 | AMERICAN ASSOC OF TEACHERS OF SPANIS | MISCELLANEOUS OPERATING COSTS | 15.00 |
| 5/14/2026 | BEEJO'S PRODUCTIONS | MISCELLANEOUSCONTRACTED SERVIC | 1,170.00 |
| 5/14/2026 | BIELEFELDT, HEATHER | MISCELLANEOUSCONTRACTED SERVIC | 1,400.00 |
| 5/14/2026 | BIELEFELDT, JENNIFER | MISCELLANEOUSCONTRACTED SERVIC | 1,610.00 |
| 5/14/2026 | BIG AL DA DJ | MISCELLANEOUSCONTRACTED SERVIC | 300.00 |
| 5/14/2026 | BLICK ART MATERIALS,LLC | GENERAL SUPPLIES | 651.08 |
| 5/14/2026 | BOLDEN, ERIC | MISCELLANEOUSCONTRACTED SERVIC | 495.00 |
| 5/14/2026 | CHICK-FIL-A #01021, N WALNUT CREEK | MISCELLANEOUS OPERATING COSTS | 321.61 |
| 5/14/2026 | CHICK-FIL-A #03011, E BROAD STREET | MISCELLANEOUS OPERATING COSTS | 102.31 |
| 5/14/2026 | CICI'S PIZZA #412 WALNUT CREEK | MISCELLANEOUS OPERATING COSTS | 716.00 |
| 5/14/2026 | EWELL EDUCATIONAL SERVICES | MISCELLANEOUS OPERATING COSTS | 945.00 |
| 5/14/2026 | GOT SPIRIT LLC | MISCELLANEOUS OPERATING COSTS | 539.50 |
| 5/14/2026 | JONES SCHOOL SUPPLY | MISCELLANEOUS OPERATING COSTS | 470.38 |
| 5/14/2026 | K&D DESIGNS | MISCELLANEOUSCONTRACTED SERVIC | 240.00 |
| 5/14/2026 | MR JIMS PIZZA | MISCELLANEOUS OPERATING COSTS | 45.95 |
| 5/14/2026 | MUEHR, KARISSA | MISCELLANEOUSCONTRACTED SERVIC | 80.00 |
| 5/14/2026 | ORIENTAL TRADING COMPANY, INC | GENERAL SUPPLIES | 641.81 |
| 5/14/2026 | SCHOOL SPECIALTY, LLC | GENERAL SUPPLIES | 660.00 |
| 5/14/2026 | THOMAS, JOHNIQUA | OTHER REVENUES FROM LOCAL SOUR | 15.00 |
| 5/14/2026 | TMEA REGION 5 JH/MS VOCAL | MISCELLANEOUS OPERATING COSTS | 200.00 |
| 5/14/2026 | TWISTY DONUT | MISCELLANEOUS OPERATING COSTS | 186.85 |
| 5/14/2026 | WEISSMAN | MISCELLANEOUS OPERATING COSTS | 3,140.04 |
| 5/19/2026 | AMAZON CAPITAL SERVICES INC | GENERAL SUPPLIES | 2,409.00 |
| 5/19/2026 | AMAZON CAPITAL SERVICES INC | MISCELLANEOUS OPERATING COSTS | 20.99 |
| 5/19/2026 | ARLINGTON SKATIUM | MISCELLANEOUS OPERATING COSTS | 375.00 |
| 5/19/2026 | AWARD CENTER | MISCELLANEOUS OPERATING COSTS | 462.15 |
| 5/19/2026 | CHICK-FIL-A #01021, N WALNUT CREEK | MISCELLANEOUS OPERATING COSTS | 392.85 |
| 5/19/2026 | FOUNDATION FOR MUSIC EDUCATION, MARK | MISCELLANEOUS OPERATING COSTS | 400.00 |
| 5/19/2026 | J W PEPPER & SON, INC | GENERAL SUPPLIES | 58.70 |
| 5/19/2026 | JROTC DOG TAGS, INC | MISCELLANEOUS OPERATING COSTS | 358.00 |
| 5/19/2026 | KIDS AGAINST HUNGER TARRANT COUNTY | MISCELLANEOUS OPERATING COSTS | 3,500.00 |
| 5/19/2026 | KONA ICE OF MANSFIELD, BIG KONAS LLC | MISCELLANEOUS OPERATING COSTS | 360.00 |
| 5/19/2026 | MANSFIELD OIL COMPANY, OF GAINESVILLE | MISCELLANEOUS OPERATING COSTS | 93.41 |
| 5/19/2026 | MR JIMS PIZZA | MISCELLANEOUS OPERATING COSTS | 123.87 |
| 5/19/2026 | MUSIC AND ARTS CENTER - ATTN: ACCOUNTS | GENERAL SUPPLIES | 195.12 |
| 5/19/2026 | PEPWEAR, LLC | MISCELLANEOUS OPERATING COSTS | 544.00 |
| 5/19/2026 | ROSA'S CAFE & TORTILLA FACTORY LTD. | MISCELLANEOUS OPERATING COSTS | 1,077.95 |
| 5/19/2026 | SOULMAN'S BAR-B-QUE, LLC | MISCELLANEOUS OPERATING COSTS | 436.88 |
| 5/19/2026 | STRAWN, NIEVES | OTHER REVENUES FROM LOCAL SOUR | 15.00 |
| 5/19/2026 | SUNDANCE EVENTS | MISCELLANEOUSCONTRACTED SERVIC | 830.60 |
| 5/19/2026 | TEXAS HIGH SCHOOL BBQ COOKERS ASSOC | MISCELLANEOUS OPERATING COSTS | 250.00 |
| 5/19/2026 | TEXAS MATH & SCIENCE COACHES ASSOC (T | MISCELLANEOUS OPERATING COSTS | 50.00 |
| 5/19/2026 | UNIVERSAL CHEERLEADERS ASSOCIATION | MISCELLANEOUS OPERATING COSTS | 13,044.00 |
| 5/19/2026 | VARSITY SPIRIT FASHIONS AND SUPPLIES LL | MISCELLANEOUS OPERATING COSTS | 52.92 |
| 5/19/2026 | WRIGHT, MELANIE | MISCELLANEOUSCONTRACTED SERVIC | 1,000.00 |

MANSFIELD INDEPENDENT SCHOOL DISTRICT

Fund Disbursement Report for 5/1/2026 through 5/31/2026

| <u>DATE PAID</u> | <u>NAME</u> | <u>ITEM DESCRIPTION</u> | <u>AMOUNT</u> |
|------------------------------------|--|--------------------------------|---------------|
| 865 - STUDENT ACTIVITY FUND | | | |
| 5/21/2026 | AMAZON CAPITAL SERVICES INC | GENERAL SUPPLIES | 2,179.45 |
| 5/21/2026 | AMAZON CAPITAL SERVICES INC | MISCELLANEOUS OPERATING COSTS | 74.92 |
| 5/21/2026 | AWARD CENTER | MISCELLANEOUS OPERATING COSTS | 586.20 |
| 5/21/2026 | B&B COMMERCIAL PRINTING, KENNETH BUR | MISCELLANEOUSCONTRACTED SERVIC | 149.60 |
| 5/21/2026 | BABE'S CHICKEN DINNER HOUSE | MISCELLANEOUSCONTRACTED SERVIC | 1,218.08 |
| 5/21/2026 | BALLOONS & BLOOMS, FABIOLA YVETTE A | MISCELLANEOUSCONTRACTED SERVIC | 350.00 |
| 5/21/2026 | BATES, ELNORA | OTHER REVENUES FROM LOCAL SOUR | 38.75 |
| 5/21/2026 | BONIER, KRystal | OTHER REVENUES FROM LOCAL SOUR | 70.70 |
| 5/21/2026 | CARMONA, CLAUDIA | OTHER REVENUES FROM LOCAL SOUR | 74.20 |
| 5/21/2026 | CHICK-FIL-A #03011, E BROAD STREET | MISCELLANEOUS OPERATING COSTS | 590.00 |
| 5/21/2026 | COSTA VIDA FRESH MEXICAN GRILL | MISCELLANEOUS OPERATING COSTS | 1,224.08 |
| 5/21/2026 | FARQUHARSON, SYREETA | OTHER REVENUES FROM LOCAL SOUR | 74.20 |
| 5/21/2026 | GLENDALE PARADE STORE LLC | GENERAL SUPPLIES | 388.70 |
| 5/21/2026 | GOT SPIRIT LLC | MISCELLANEOUS OPERATING COSTS | 796.00 |
| 5/21/2026 | HERNANDEZ, AMY | OTHER REVENUES FROM LOCAL SOUR | 74.20 |
| 5/21/2026 | HOLLIMON, ROBYN | MISCELLANEOUSCONTRACTED SERVIC | 137.50 |
| 5/21/2026 | JOHNSON, CECILY | OTHER REVENUES FROM LOCAL SOUR | 74.20 |
| 5/21/2026 | KONA ICE OF MANSFIELD, BIG KONAS LLC | MISCELLANEOUS OPERATING COSTS | 750.00 |
| 5/21/2026 | LUNA, YADIRA | OTHER REVENUES FROM LOCAL SOUR | 40.00 |
| 5/21/2026 | MCCOLLISTER, EMILY | MISCELLANEOUSCONTRACTED SERVIC | 2,250.00 |
| 5/21/2026 | PALIO'S PIZZA CAFE' OF MANSFIELD | MISCELLANEOUS OPERATING COSTS | 147.85 |
| 5/21/2026 | ROWLAND, GABRIELLE | OTHER REVENUES FROM LOCAL SOUR | 175.70 |
| 5/21/2026 | VICARI, JENNIFER | OTHER REVENUES FROM LOCAL SOUR | 18.40 |
| 5/21/2026 | VINCENT, GARY | OTHER REVENUES FROM LOCAL SOUR | 175.00 |
| 5/22/2026 | U.S. BANK NATIONAL ASSOCIATION | GENERAL SUPPLIES | 953.66 |
| 5/22/2026 | U.S. BANK NATIONAL ASSOCIATION | MISCELLANEOUS OPERATING COSTS | 32,525.58 |
| 5/26/2026 | AIRGAS DRY ICE | GENERAL SUPPLIES | 141.29 |
| 5/26/2026 | AMAZON CAPITAL SERVICES INC | GENERAL SUPPLIES | 89.71 |
| 5/26/2026 | AMAZON CAPITAL SERVICES INC | MISCELLANEOUS OPERATING COSTS | 43.99 |
| 5/26/2026 | ARLINGTON SKATIUM | MISCELLANEOUSCONTRACTED SERVIC | 1,080.00 |
| 5/26/2026 | ARTA TRAVEL | MISCELLANEOUS OPERATING COSTS | 710.38 |
| 5/26/2026 | BLOND, JASMINE | MISCELLANEOUSCONTRACTED SERVIC | 300.00 |
| 5/26/2026 | CAMP ANOKIJIG | MISCELLANEOUS OPERATING COSTS | 375.00 |
| 5/26/2026 | CHEF WORKS, INC | MISCELLANEOUS OPERATING COSTS | 195.70 |
| 5/26/2026 | CHICK-FIL-A #01021, N WALNUT CREEK | MISCELLANEOUS OPERATING COSTS | 173.80 |
| 5/26/2026 | CICI'S PIZZA #412 WALNUT CREEK | MISCELLANEOUS OPERATING COSTS | 384.00 |
| 5/26/2026 | COOK CHILDREN'S HEALTH CARE SYSTEM | MISCELLANEOUS OPERATING COSTS | 940.00 |
| 5/26/2026 | DAWSON, PAMELA | MISCELLANEOUSCONTRACTED SERVIC | 330.00 |
| 5/26/2026 | J W PEPPER & SON, INC | GENERAL SUPPLIES | 135.47 |
| 5/26/2026 | MCDANIELS, BRANDEE | OTHER REVENUES FROM LOCAL SOUR | 40.00 |
| 5/26/2026 | MUSIC AND ARTS CENTER - ATTN: ACCOUNTS | GENERAL SUPPLIES | 90.49 |
| 5/26/2026 | NATIONAL SCHOLASTIC PRESS ASSOCIATION | MISCELLANEOUS OPERATING COSTS | 1,260.00 |
| 5/26/2026 | PROBST AUDIO, SCOTT PROBST | MISCELLANEOUSCONTRACTED SERVIC | 1,450.00 |
| 5/26/2026 | RAISING CANE'S RESTAURANTS, LLC | MISCELLANEOUS OPERATING COSTS | 702.95 |
| 5/26/2026 | SEYMOUR, PACINA | OTHER REVENUES FROM LOCAL SOUR | 40.00 |
| 5/26/2026 | SUNDANCE EVENTS | MISCELLANEOUSCONTRACTED SERVIC | 1,193.00 |
| 5/26/2026 | WESTERN - BRW PAPER CO, OVOL USA | GENERAL SUPPLIES | 249.25 |
| 5/26/2026 | WOOTEN, LESHIA | OTHER REVENUES FROM LOCAL SOUR | 90.00 |
| 5/28/2026 | AV PRO, INC. | GENERAL SUPPLIES | 14,666.00 |
| 5/28/2026 | AWARD CENTER | MISCELLANEOUS OPERATING COSTS | 482.64 |
| 5/28/2026 | BARA, MIRANDA | MISCELLANEOUSCONTRACTED SERVIC | 1,870.00 |
| 5/28/2026 | CHEERLEADING COMPANY INC. | MISCELLANEOUS OPERATING COSTS | 7,567.44 |
| 5/28/2026 | CHICK-FIL-A #01021, N WALNUT CREEK | MISCELLANEOUS OPERATING COSTS | 164.50 |
| 5/28/2026 | CRACKER BARREL OLD COUNTRY STORE, IN | MISCELLANEOUSCONTRACTED SERVIC | 603.95 |
| 5/28/2026 | EDUCATIONAL THEATRE ASSOCIATION | DEFERRED EXPENDITURES/EXPENSES | 126.00 |

MANSFIELD INDEPENDENT SCHOOL DISTRICT

Fund Disbursement Report for 5/1/2026 through 5/31/2026

| <u>DATE PAID</u> | <u>NAME</u> | <u>ITEM DESCRIPTION</u> | <u>AMOUNT</u> |
|------------------------------------|---------------------------------------|--------------------------------|----------------------|
| 865 - STUDENT ACTIVITY FUND | | | |
| 5/28/2026 | EDUCATIONAL THEATRE ASSOCIATION | MISCELLANEOUS OPERATING COSTS | 0.00 |
| 5/28/2026 | EPIC WATERS INDOOR WATERPARK, FIELD T | MISCELLANEOUS OPERATING COSTS | 3,092.00 |
| 5/28/2026 | FOUNDATION FOR MUSIC EDUCATION, MARK | MISCELLANEOUS OPERATING COSTS | 800.00 |
| 5/28/2026 | GREEN, SARAH | MISCELLANEOUS OPERATING COSTS | 216.75 |
| 5/28/2026 | ICE, LINDA | MISCELLANEOUSCONTRACTED SERVIC | 125.00 |
| 5/28/2026 | JOHNSON, LOVINA | OTHER REVENUES FROM LOCAL SOUR | 30.00 |
| 5/28/2026 | NJEMANZE, ADAORAH | OTHER REVENUES FROM LOCAL SOUR | 30.00 |
| 5/28/2026 | PERKINS, SUSANNE | OTHER REVENUES FROM LOCAL SOUR | 30.00 |
| 5/28/2026 | SPIRIT OF TEXAS CHEER AND GYMNASTICS | MISCELLANEOUSCONTRACTED SERVIC | 4,680.00 |
| 5/28/2026 | SUNDANCE EVENTS | MISCELLANEOUSCONTRACTED SERVIC | 801.00 |
| 5/28/2026 | TASC DISTRICT 3 HIGH SCHOOL | MISCELLANEOUS OPERATING COSTS | 6,160.00 |
| 5/28/2026 | WESTERN - BRW PAPER CO, OVOL USA | GENERAL SUPPLIES | 60.00 |
| 865 - STUDENT ACTIVITY FUND | | | 348,680.78 |
| 876 - CAMPUS SUNSHINE FUNDS | | | |
| 5/4/2026 | U.S. BANK NATIONAL ASSOCIATION | DUE TO OTHER | 1,703.07 |
| 5/5/2026 | MR JIMS PIZZA | DUE TO OTHER | 170.61 |
| 5/12/2026 | KONA ICE OF MANSFIELD, BIG KONAS LLC | DUE TO OTHER | 275.00 |
| 5/12/2026 | NOTHING BUNDT CAKES, NBC MANSFIELD | DUE TO OTHER | 174.35 |
| 5/19/2026 | ROSA'S CAFE & TORTILLA FACTORY LTD. | DUE TO OTHER | 587.30 |
| 5/22/2026 | U.S. BANK NATIONAL ASSOCIATION | DUE TO OTHER | 4,211.77 |
| 5/26/2026 | NOTHING BUNDT CAKES, NBC MANSFIELD | DUE TO OTHER | 232.79 |
| 876 - CAMPUS SUNSHINE FUNDS | | | 7,354.89 |
| | | | 17,218,805.21 |

MANSFIELD INDEPENDENT SCHOOL DISTRICT

Fund Disbursement Report for 5/1/2026 through 5/31/2026

| <u>FUND</u> | <u>TOTAL</u> |
|--------------------------------------|----------------------|
| 181 - ATHLETICS | 75,811.59 |
| 195 - ADVERTISING | 72,572.02 |
| 196 - SPECIAL OPERATING FUND | 5,113.31 |
| 198 - CCMR | 138,832.37 |
| 199 - GENERAL OPERATING | 6,449,544.84 |
| 211 - ESEA TITLE I; IMPROVING BASIC | 76,506.10 |
| 224 - IDEA-B FORMULA | 139,884.71 |
| 225 - IDEA-B PRE-SCHOOL | 409.84 |
| 240 - CHILD NUTRITION FUND | 922,753.18 |
| 242 - SUMMER FEEDING TDA | 9,674.34 |
| 244 - CAREER & TECHNOLOGY BASIC GRAN | 71,972.85 |
| 255 - TITLE II, PART A: TEA/PRIN TRA | 12,907.92 |
| 263 - TITLE III, PART A, LIMITED ENG | 26,888.00 |
| 265 - 21ST CENTURY GRANT | 13,863.37 |
| 289 - LEP PROGRAM | 20,915.31 |
| 410 - STATE TEXTBOOK FUND | 445,033.35 |
| 461 - CAMPUS ACTIVITY FUND | 320,467.21 |
| 492 - FALL 2011 EDUCATION FOUND GRAN | 6,199.20 |
| 498 - MISCELLANEOUS GRANTS | 3,595.60 |
| 624 - 2024 BOND PROGRAM | 7,914,880.76 |
| 711 - OUT OF SCHOOL PROGRAMS-QUEST | 29,897.38 |
| 712 - NATATORIUM | 67,599.72 |
| 826 - UIL/DEC | 37,446.57 |
| 865 - STUDENT ACTIVITY FUND | 348,680.78 |
| 876 - CAMPUS SUNSHINE FUNDS | 7,354.89 |
| | 17,218,805.21 |

**Mansfield ISD
Payroll Check Summary Report**

2025-26

| | Check(s) | Deposit(s) | Contract | Other | Taxable | Federal Tax | Gross Subject | Federal | State | Soc Sec | Other | Reimbursed | Taxable | | |
|----------------|------------------|------------|-----------|----------------|---------------|-------------|---------------|----------------|---------------|---------|--------------|--------------|----------|---------|----------------|
| | Reported | Reported | Pay | Pay | Benefits | Shelter Amt | to Fed Tax | Tax | Tax | Tax | Deductions | Deductions | Benefits | Net Pay | |
| | | | + | + | + | - | = | - | - | - | - | + | - | = | |
| Summary Totals | 07/01-07/31/2025 | 53 | 6,087 | 21,758,024.63 | 2,455,375.25 | 0.00 | 3,423,516.59 | 20,789,883.29 | 1,500,113.74 | 0.00 | 333,809.34 | 727,117.81 | 0.00 | 0.00 | 18,228,842.40 |
| Summary Totals | 08/01-08/31/2025 | 57 | 5,592 | 21,876,472.97 | 1,983,141.97 | 0.00 | 3,395,545.89 | 20,464,069.05 | 1,521,722.05 | 0.00 | 328,878.65 | 729,641.83 | 0.00 | 0.00 | 17,883,826.52 |
| Summary Totals | 09/01-09/30/2025 | 81 | 6,064 | 23,517,865.58 | 3,149,237.39 | 0.00 | 3,802,083.97 | 22,865,019.00 | 1,724,513.07 | 0.00 | 366,868.87 | 788,558.69 | 0.00 | 0.00 | 19,985,078.37 |
| Summary Totals | 10/01-10/31/2025 | 115 | 7,198 | 23,507,789.04 | 4,729,961.32 | 0.00 | 3,982,069.28 | 24,255,681.08 | 1,817,563.03 | 0.00 | 388,944.96 | 863,286.58 | 0.00 | 0.00 | 21,185,886.51 |
| Summary Totals | 11/01-11/30/2025 | 64 | 6,130 | 23,418,145.54 | 3,479,589.26 | 0.00 | 3,837,939.99 | 23,059,794.81 | 1,741,963.38 | 0.00 | 370,381.06 | 820,107.60 | 0.00 | 0.00 | 20,127,342.77 |
| Summary Totals | 12/01/12/31/2025 | 70 | 6,287 | 23,418,933.50 | 3,164,225.28 | 0.00 | 3,790,949.98 | 22,792,208.80 | 1,723,039.51 | 0.00 | 366,375.34 | 819,452.71 | 0.00 | 0.00 | 19,883,341.24 |
| Summary Totals | 01/01-01/31/2026 | 71 | 6,147 | 23,338,907.81 | 2,436,446.50 | 0.00 | 3,706,218.45 | 22,069,135.86 | 1,568,869.20 | 0.00 | 353,933.81 | 815,740.73 | 0.00 | 0.00 | 19,330,592.12 |
| Summary Totals | 02/01-02/28/2026 | 71 | 6,175 | 23,357,903.78 | 3,151,899.20 | 0.00 | 3,804,540.38 | 22,705,262.60 | 1,620,793.33 | 0.00 | 364,162.58 | 827,448.98 | 0.00 | 0.00 | 19,892,857.71 |
| Summary Totals | 03/01-03/31/2026 | 68 | 6,105 | 23,278,551.85 | 3,209,084.20 | 0.00 | 3,795,980.06 | 22,691,655.99 | 1,628,031.59 | 0.00 | 363,913.93 | 825,832.12 | 0.00 | 0.00 | 19,873,878.35 |
| Summary Totals | 04/01-04/30/2026 | 65 | 6,210 | 23,203,586.99 | 2,947,112.42 | 0.00 | 3,769,178.60 | 22,381,520.81 | 1,612,559.13 | 0.00 | 359,099.83 | 825,966.26 | 0.00 | 0.00 | 19,583,895.59 |
| Summary Totals | 05/01-05/31/2026 | 85 | 7,192 | 23,296,065.10 | 4,823,137.86 | 0.00 | 3,977,899.03 | 24,141,303.93 | 1,731,182.91 | 0.00 | 386,953.72 | 876,049.38 | 0.00 | 0.00 | 21,147,117.92 |
| Summary Totals | 2025-26 | 800.00 | 69,187.00 | 253,972,246.79 | 35,529,210.65 | - | 41,285,922.22 | 248,215,535.22 | 18,190,350.94 | - | 3,983,322.09 | 8,919,202.69 | - | - | 217,122,659.50 |

MANSFIELD INDEPENDENT SCHOOL DISTRICT

Fund Disbursement Report for 5/1/2026 through 5/31/2026

| <u>DATE PAID</u> | <u>NAME</u> | <u>ITEM DESCRIPTION</u> | <u>AMOUNT</u> |
|---|---|--------------------------------------|---------------------|
| 198 - CCMR | | | |
| 5/19/2026 | COLLEGE BOARD | TESTING MATERIALS | 55,000.00 |
| | | 198 - CCMR | 55,000.00 |
| 199 - GENERAL OPERATING | | | |
| 5/1/2026 | EDUCATIONAL SERVICE SOLUTIONS | CONTRACTED MAINTENANCE AND REP | 32,388.00 |
| 5/1/2026 | PETROLEUM TRADERS CORPORATION | GASOLINE AND OTHER FUELS OR VE | 106,801.47 |
| 5/5/2026 | PETROLEUM TRADERS CORPORATION | GASOLINE AND OTHER FUELS OR VE | 59,931.08 |
| 5/5/2026 | TXU ENERGY RETAIL COMPANY LLC, VISTRA | UTILITIES - ELECTRICITY | 25,550.95 |
| 5/6/2026 | TRS | TEACHER RETIREMENT | 911,951.45 |
| 5/7/2026 | CAS-CLAIMS ADMINISTRATIVE SVCS | OTHER | 89,328.99 |
| 5/7/2026 | CENTEGIX | SBITA PRINCIPAL PAYMENT | 150,866.67 |
| 5/7/2026 | PETROLEUM TRADERS CORPORATION | GASOLINE AND OTHER FUELS OR VE | 60,888.22 |
| 5/14/2026 | CDW GOVERNMENT | TECHNOLOGY EQUIPMNT<\$10000 | 123,750.00 |
| 5/14/2026 | ESS SOUTH CENTRAL LLC | CONTRACTED SUBSTITUTES | 894,788.81 |
| 5/14/2026 | PETROLEUM TRADERS CORPORATION | GASOLINE AND OTHER FUELS OR VE | 58,739.97 |
| 5/19/2026 | CDW GOVERNMENT | SBITA PRINCIPAL PAYMENT | 946,440.66 |
| 5/21/2026 | CAS-CLAIMS ADMINISTRATIVE SVCS | OTHER | 80,766.12 |
| 5/21/2026 | PETROLEUM TRADERS CORPORATION | GASOLINE AND OTHER FUELS OR VE | 60,820.23 |
| 5/28/2026 | CENTRAL APPRAISAL DISTRICT OF JOHNSON | DEFERRED EXPENDITURES/EXPENSES | 85,533.18 |
| 5/28/2026 | EDUCATIONAL SERVICE SOLUTIONS | CONTRACTED MAINTENANCE AND REP | 31,122.00 |
| 5/28/2026 | PETROLEUM TRADERS CORPORATION | GASOLINE AND OTHER FUELS OR VE | 32,013.77 |
| 5/28/2026 | TXU ENERGY RETAIL COMPANY LLC, VISTRA | UTILITIES - ELECTRICITY | 79,074.23 |
| | | 199 - GENERAL OPERATING | 3,830,755.80 |
| 211 - ESEA TITLE I; IMPROVING BASIC | | | |
| 5/6/2026 | TRS | TEACHER RETIREMENT | 26,464.76 |
| | | 211 - ESEA TITLE I; IMPROVING BASIC | 26,464.76 |
| 224 - IDEA-B FORMULA | | | |
| 5/6/2026 | TRS | TEACHER RETIREMENT | 32,510.31 |
| 5/7/2026 | CDW GOVERNMENT | TECHNOLOGY EQUIPMNT<\$10000 | 75,078.80 |
| | | 224 - IDEA-B FORMULA | 107,589.11 |
| 240 - CHILD NUTRITION FUND | | | |
| 5/6/2026 | TRS | TEACHER RETIREMENT | 51,892.58 |
| 5/12/2026 | ASIAN FOOD SOLUTIONS, INTLFOODSOLUTIC | INVENTORY - WAREHOUSE SUPPLIES | 51,815.44 |
| 5/26/2026 | SCHWAN'S SALES CO INC | INVENTORY - WAREHOUSE SUPPLIES | 30,685.64 |
| | | 240 - CHILD NUTRITION FUND | 134,393.66 |
| 244 - CAREER & TECHNOLOGY BASIC GRAN | | | |
| 5/19/2026 | REALITYWORKS, INC | GENERAL SUPPLIES | 48,240.90 |
| | | 244 - CAREER & TECHNOLOGY BASIC GRAN | 48,240.90 |
| 410 - STATE TEXTBOOK FUND | | | |
| 5/12/2026 | MAKEMUSIC, INC | DEFERRED EXPENDITURES/EXPENSES | 71,815.29 |
| 5/12/2026 | MPS INC - MACMILLAN HOLDINGS LLC, HOLTZ | DEFERRED EXPENDITURES/EXPENSES | 60,967.76 |
| 5/14/2026 | AMPLIFY EDUCATION INC. | DEFERRED EXPENDITURES/EXPENSES | 311,704.00 |
| | | 410 - STATE TEXTBOOK FUND | 444,487.05 |
| 624 - 2024 BOND PROGRAM | | | |
| 5/5/2026 | CORE CONSTRUCTION SERVICES OF TEXAS | BUILDING PURCHASE, CONSTRUCTIO | 2,541,940.67 |
| 5/7/2026 | CORE CONSTRUCTION SERVICES OF TEXAS | BUILDING PURCHASE, CONSTRUCTIO | 1,125,294.09 |
| 5/7/2026 | MULTIVISTA DOCUMENTATION TECHNOLOGIE | MISCELLANEOUSCONTRACTED SERVIC | 40,866.75 |

MANSFIELD INDEPENDENT SCHOOL DISTRICT

Fund Disbursement Report for 5/1/2026 through 5/31/2026

| <u>DATE PAID</u> | <u>NAME</u> | <u>ITEM DESCRIPTION</u> | <u>AMOUNT</u> |
|------------------------------------|----------------------------------|--------------------------------|----------------------|
| 624 - 2024 BOND PROGRAM | | | |
| 5/21/2026 | AUTHERS BUILDING GROUP LLC | BUILDING PURCHASE, CONSTRUCTIO | 84,407.78 |
| 5/21/2026 | LEE LEWIS CONSTRUCTION, INC | BUILDING PURCHASE, CONSTRUCTIO | 524,162.76 |
| 5/28/2026 | COURTEX CONSTRUCTION INC | CONTRACTED MAINTENANCE AND REP | 79,440.00 |
| 5/28/2026 | DURO-LAST, AMRIZE BUILDING | BUILDING PURCHASE, CONSTRUCTIO | 144,246.75 |
| 5/28/2026 | HUCKABEE AND ASSOCIATES, INC | BUILDING PURCHASE, CONSTRUCTIO | 363,114.22 |
| 5/28/2026 | LEE LEWIS CONSTRUCTION, INC | BUILDING PURCHASE, CONSTRUCTIO | 513,510.68 |
| 5/28/2026 | NEXTGEN SECURITY LLC | TECHNOLOGY EQUIPMNT<\$10000 | 1,016,888.00 |
| 5/28/2026 | REEDER GENERAL CONTRACTORS, INC. | BUILDING PURCHASE, CONSTRUCTIO | 907,038.49 |
| | | 624 - 2024 BOND PROGRAM | 7,340,910.19 |
| 865 - STUDENT ACTIVITY FUND | | | |
| 5/7/2026 | BEYOND THE BOX, EDIBLE IDEAS IN | MISCELLANEOUSCONTRACTED SERVIC | 32,461.44 |
| | | 865 - STUDENT ACTIVITY FUND | 32,461.44 |
| | | | 12,020,302.91 |



TITLE: Disbursement Reports

DATE: June 23, 2026

INFORMATION

BACKGROUND:

The District reports all checks written on a monthly basis. The disbursements are organized by fund and list the check date, payee, description of purchase, and amount.

CONSIDERATIONS:

The items listed in the Detail Disbursement Report include all payments for May 2026 with the exception of payroll, payroll liabilities, and manual wire payments. The payments listed on the Detail Disbursement Report are the result of payment generated documents such as purchase orders, check requests, etc.

An additional report of Disbursements Over \$25,000 is provided for items of interest with information on the expenditure.

The Summary Disbursement Report includes a summary by fund of the detail report and also includes manual wire payment detail for funds other than Payroll.

The Payroll Check Summary report provides summary information regarding net payroll for the month and payroll liability payments.

RECOMMENDATION:

None. For information only.



**Board of School Trustees
Mansfield Independent School District**

TITLE: Financial Reports

DATE: June 23, 2026

INFORMATION

BACKGROUND:

Each month, financial reports are prepared detailing the status of the District's budget as of the most recent accounting period. To increase financial transparency, the following additional reports are included:

- Balance Sheet – Governmental Funds
- Project Detail –Bond Programs
- Combining Statement of Net Position – Proprietary Funds

The fund balance and net position figures are the audited balances carried from 2024-25.

The reports are as of May 31, 2026. The financial reports are separated into revenue and expenditures. Expenditures are reported by summary by function and by object series.

Year to date totals and percentages are calculated. Payroll costs should represent (11/12) of the 12-month budget for 91.67%. General Fund actual expenditures for salaries through May 2026 are 89.31%. Variance in the expenditures for the payroll object percentage will be due to vacancies, changes in personnel, demographics, stipend schedules, auxiliary weeks, and benefit elections.

The financial statement for the 2XX, 3XX, and 4XX special revenue funds (excluding Fund 240 & 242 School Nutrition) is presented in a single format for expenditures intended to provide specific information about funds received through federal, state, and local sources that are accounted for outside the General Operating fund.

Accounting code definitions for the function and object codes are included in addition to bond project descriptions.

MANSFIELD INDEPENDENT SCHOOL DISTRICT
STUDENT NUTRITION - FUND 240-242
STATEMENT OF REVENUES, EXPENDITURES, AND CHANGES IN FUND BALANCE
FOR THE ELEVEN MONTHS ENDING MAY 2026

| | CURRENT YEAR 2025-26 | | | | | PRIOR YEAR 2024-2025 | | | | |
|--|----------------------|----------------------|---------------------|------------------------|---------------------|----------------------|----------------------|---------------------|------------------------|---------------------|
| | Original Budget | Amended Budget | May 2026 | Actual Year to Date | Actual to Budget | Original Budget | Amended Budget | May 2025 | Actual Year to Date | Actual to Budget |
| REVENUES: | | | | | | | | | | |
| Local and Intermediate Sources | \$ 8,624,938 | \$ 8,624,938 | \$ 650,802 | \$ 8,098,004 | 93.89% | \$ 8,591,200 | \$ 8,591,200 | \$ 739,133 | \$ 8,075,840 | 94.00% |
| State Program Revenues | 515,000 | 515,000 | 46,177 | 555,555 | 107.87% | 477,300 | 477,300 | 47,621 | 438,301 | 91.83% |
| Federal Program Revenues | 14,961,270 | 14,961,270 | 1,149,581 | 13,384,465 | 89.46% | 14,716,295 | 14,716,295 | 1,242,056 | 13,061,523 | 88.76% |
| Less Indirect Costs Transferred to General Fund | - | - | - | - | 0.00% | - | - | - | - | 0.00% |
| Other Financing Sources | 10,000 | 10,000 | 7,251 | 19,120 | 191.20% | 55,000 | 55,000 | 84 | 394 | 0.72% |
| Total revenues | \$ 24,111,208 | \$ 24,111,208 | \$ 1,853,811 | \$ 22,057,144 | 91.48% | \$ 23,839,795 | \$ 23,839,795 | \$ 2,028,894 | \$ 21,576,058 | 90.50% |
| EXPENDITURES: | | | | | | | | | | |
| 35 - Food Services | \$ 23,665,247 | \$ 23,665,247 | \$ 2,088,261 | \$ 19,909,233 | 84.13% | \$ 23,474,565 | \$ 23,422,565 | \$ 2,428,216 | \$ 20,170,522 | 86.12% |
| 51 - Plant Maintenance and Facility Services | 271,628 | 271,628 | 21,732 | 227,118 | 83.61% | 355,958 | 405,958 | 30,950 | 237,677 | 58.55% |
| 52 - Security and Monitoring Services | - | - | - | - | 0.00% | - | - | - | - | 0.00% |
| 71 - Debt Service | 2,000 | 2,000 | - | 1,110 | 55.50% | - | 2,000 | - | 833 | 41.65% |
| 81 - Facilities Acquisition and Construction | - | - | - | - | 0.00% | - | - | - | - | 0.00% |
| Other Financing Uses | - | - | - | - | 0.00% | - | - | - | - | 0.00% |
| Total expenditures | \$ 23,938,875 | \$ 23,938,875 | \$ 2,109,993 | \$ 20,137,461 | 84.12% | \$ 23,830,523 | \$ 23,830,523 | \$ 2,459,166 | \$ 20,409,032 | 85.64% |
| EXPENDITURE SUMMARY BY OBJECT CODE: | | | | | | | | | | |
| 61XX - Payroll Costs | \$ 11,385,170 | \$ 9,904,874 | \$ 1,337,629 | \$ 9,456,321 | 95.47% | \$ 11,367,983 | \$ 9,717,793 | \$ 1,283,802 | \$ 8,933,575 | 91.93% |
| 62XX - Professional and Contracted Services | 285,275 | 325,424 | 3,185 | 243,021 | 74.68% | 313,935 | 284,235 | 21,896 | 229,702 | 80.81% |
| 63XX - Supplies and Materials | 12,103,930 | 13,373,272 | 758,432 | 10,339,766 | 77.32% | 12,076,195 | 13,653,875 | 1,146,425 | 11,109,620 | 81.37% |
| 64XX - Other Operating | 62,500 | 88,825 | 10,747 | 56,903 | 64.06% | 72,410 | 99,953 | 7,043 | 64,130 | 64.16% |
| 65XX - Debt Administration | 2,000 | 2,000 | - | 1,110 | 55.50% | - | 2,000 | - | 833 | 41.65% |
| 66XX - Capital Outlay | 100,000 | 244,480 | - | 40,340 | 16.50% | - | 72,667 | - | 71,172 | 97.94% |
| Total expenditures | \$ 23,938,875 | \$ 23,938,875 | \$ 2,109,993 | \$ 20,137,461 | 84.12% | \$ 23,830,523 | \$ 23,830,523 | \$ 2,459,166 | \$ 20,409,032 | 85.64% |
| Excess (Deficiency) of Revenues Over Expenditures | \$ 172,333 | \$ 172,333 | \$ (256,182) | \$ 1,919,683 | | \$ 9,272 | \$ 9,272 | \$ (430,272) | \$ 1,167,026 | |

Audited Fund Balance, July 1, beginning 2,385,109

Estimated Fund Balance, May 31, ending \$ 4,304,792

MANSFIELD INDEPENDENT SCHOOL DISTRICT
DEBT SERVICE - FUND 599
STATEMENT OF REVENUES, EXPENDITURES, AND CHANGES IN FUND BALANCE
FOR THE ELEVEN MONTHS ENDING MAY 2026

| | CURRENT YEAR 2025-26 | | | | | PRIOR YEAR 2024-2025 | | | | |
|--|-----------------------|-----------------------|-------------------|----------------------|------------------|----------------------|----------------------|-------------------|-----------------------|------------------|
| | Original Budget | Amended Budget | May 2026 | Actual Year to Date | Actual to Budget | Original Budget | Amended Budget | May 2025 | Actual Year to Date | Actual to Budget |
| REVENUES: | | | | | | | | | | |
| Local and Intermediate Sources | \$ 79,058,861 | \$ 79,058,861 | \$ 172,511 | \$ 73,667,242 | 93.18% | \$ 78,025,785 | \$ 78,025,785 | \$ 315,692 | \$ 76,969,815 | 98.65% |
| State Program Revenues | 7,482,638 | 7,482,638 | - | 14,897,074 | 199.09% | 8,258,135 | 8,258,135 | - | 8,791,128 | 106.45% |
| Other Financing Sources | - | - | - | - | 0.00% | - | - | - | 45,556,211 | 0.00% |
| Total revenues | \$ 86,541,499 | \$ 86,541,499 | \$ 172,511 | \$ 88,564,316 | 102.34% | \$ 86,283,920 | \$ 86,283,920 | \$ 315,692 | \$ 131,317,154 | 152.19% |
| EXPENDITURES: | | | | | | | | | | |
| 71 - Debt Services | \$ 88,253,602 | \$ 88,253,602 | \$ - | \$ 83,517,733 | 94.63% | \$ 86,283,920 | \$ 82,791,539 | \$ - | \$ 82,927,801 | 100.16% |
| Other Financing Uses | - | - | - | - | 0.00% | - | - | - | 45,120,651 | 0.00% |
| Total expenditures | \$ 88,253,602 | \$ 88,253,602 | \$ - | \$ 83,517,733 | 94.63% | \$ 86,283,920 | \$ 82,791,539 | \$ - | \$ 128,048,452 | 154.66% |
| EXPENDITURE SUMMARY BY OBJECT CODE: | | | | | | | | | | |
| 65XX - Debt Services | \$ 88,253,602 | \$ 88,253,602 | \$ - | \$ 83,517,733 | 94.63% | \$ 86,283,920 | \$ 82,791,539 | \$ - | \$ 82,927,801 | 100.16% |
| Other Financing Uses | - | - | - | - | 0.00% | - | - | - | 45,120,651 | 0.00% |
| Total expenditures | \$ 88,253,602 | \$ 88,253,602 | \$ - | \$ 83,517,733 | 94.63% | \$ 86,283,920 | \$ 82,791,539 | \$ - | \$ 128,048,452 | 154.66% |
| Excess (Deficiency) of Revenues Over Expenditures | \$ (1,712,103) | \$ (1,712,103) | \$ 172,511 | \$ 5,046,583 | | \$ - | \$ 3,492,381 | \$ 315,692 | \$ 3,268,702 | |

Audited Fund Balance, July 1, beginning 64,781,703

Estimated Fund Balance, May 31, ending \$ 69,828,286

MANSFIELD INDEPENDENT SCHOOL DISTRICT
CAPITAL PROJECTS - FUND 698
STATEMENT OF REVENUES, EXPENDITURES, AND CHANGES IN FUND BALANCE
FOR THE ELEVEN MONTHS ENDING MAY 2026

| | CURRENT YEAR 2025-26 | | | | | PRIOR YEAR 2024-2025 | | | | |
|--|-----------------------|-----------------------|-------------|-----------------------|------------------|-----------------------|-----------------------|-------------|---------------------|------------------|
| | Original Budget | Amended Budget | May 2026 | Actual Year to Date | Actual to Budget | Original Budget | Amended Budget | May 2025 | Actual Year to Date | Actual to Budget |
| REVENUES: | | | | | | | | | | |
| Local and Intermediate Sources | \$ - | \$ - | \$ - | \$ - | 0.00% | \$ - | \$ - | \$ - | \$ - | 0.00% |
| State Program Revenues | - | - | - | - | 0.00% | - | - | - | - | 0.00% |
| Federal Program Revenues | - | - | - | - | 0.00% | - | - | - | - | 0.00% |
| Other Financing Sources | - | - | - | - | 0.00% | - | - | - | - | 0.00% |
| | \$ - | \$ - | \$ - | \$ - | 0.00% | \$ - | \$ - | \$ - | \$ - | 0.00% |
| EXPENDITURES: | | | | | | | | | | |
| 11 - Instruction | \$ - | \$ - | \$ - | \$ - | 0.00% | \$ 161,495 | \$ 45,203 | \$ - | \$ 45,203 | 100.00% |
| 12 - Instructional Resources | - | - | - | - | 0.00% | - | - | - | - | 0.00% |
| 13 - Curriculum | - | - | - | - | 0.00% | - | - | - | - | 0.00% |
| 21 - Instructional Leadership | - | - | - | - | 0.00% | - | - | - | - | 0.00% |
| 23 - School Leadership | - | - | - | - | 0.00% | - | - | - | - | 0.00% |
| 31 - Guidance, Counseling | - | - | - | - | 0.00% | - | - | - | - | 0.00% |
| 34 - Transportation | - | - | - | - | 0.00% | 10,492 | - | - | - | 0.00% |
| 36 - Co-Curricular/Extra Curricular Activities | - | - | - | - | 0.00% | - | 12,714 | - | 12,714 | 100.00% |
| 41 - General Admin | - | - | - | - | 0.00% | 18,377 | 1,355 | - | 1,355 | 100.00% |
| 51 - Plant Maintenance and Facility Services | 78,228 | 59,746 | - | 59,746 | 100.00% | 20,118 | 143,780 | - | 65,551 | 45.59% |
| 52 - Security & Monitoring Services | - | - | - | - | 0.00% | 345,231 | - | - | - | 0.00% |
| 53 - Data Processing Services | 73,520 | - | - | - | 0.00% | 256,990 | 73,520 | - | - | 0.00% |
| 61 - Community Services | 3,000 | - | - | - | 0.00% | 10,455 | - | - | (3,000) | 0.00% |
| 71 - Debt Service | - | - | - | - | 0.00% | - | - | - | - | 0.00% |
| 81 - Facilities and Acquisition & Construction | 4,871,414 | 4,256,555 | - | 1,638,282 | 38.49% | 6,462,850 | 5,049,686 | - | 178,273 | 3.53% |
| Other Financing Uses | - | - | - | - | 0.00% | - | - | - | - | 0.00% |
| | \$ 5,026,162 | \$ 4,316,301 | \$ - | \$ 1,698,028 | 39.34% | \$ 7,286,008 | \$ 5,326,258 | \$ - | \$ 300,096 | 5.63% |
| EXPENDITURE SUMMARY BY OBJECT CODE: | | | | | | | | | | |
| 61XX - Payroll Costs | \$ - | \$ - | \$ - | \$ - | 0.00% | \$ - | \$ - | \$ - | \$ - | 0.00% |
| 62XX - Professional and Contracted Services | 125,328 | 70,146 | - | 70,146 | 100.00% | 416,967 | 226,756 | - | 101,427 | 44.73% |
| 63XX - Supplies | 28,520 | 7,195 | - | 7,196 | 100.01% | 412,136 | 93,618 | - | 65,098 | 69.54% |
| 64XX - Other Operating Expenses | 1,638,223 | 2,618,273 | - | - | 0.00% | 6,097,729 | 1,638,223 | - | - | 0.00% |
| 65XX - Debt Services | - | - | - | - | 0.00% | - | - | - | - | 0.00% |
| 66XX - Capital Outlay Expenses | 3,234,091 | 1,620,687 | - | 1,620,686 | 100.00% | 359,176 | 3,367,661 | - | 133,571 | 3.97% |
| 89XX - Other Uses | - | - | - | - | 0.00% | - | - | - | - | 0.00% |
| | \$ 5,026,162 | \$ 4,316,301 | \$ - | \$ 1,698,028 | 39.34% | \$ 7,286,008 | \$ 5,326,258 | \$ - | \$ 300,096 | 5.63% |
| Excess (Deficiency) of Revenues Over Expenditures | \$ (5,026,162) | \$ (4,316,301) | \$ - | \$ (1,698,028) | | \$ (7,286,008) | \$ (5,326,258) | \$ - | \$ (300,096) | |

*Negative expense is due to retainage

| | |
|---|---------------------|
| Audited Fund Balance, July 1, beginning | 4,316,301 |
| Estimated Fund Balance, May 31, ending | <u>\$ 2,618,273</u> |

**MANSFIELD INDEPENDENT SCHOOL DISTRICT
CAPITAL PROJECTS - 617
FOR THE ELEVEN MONTHS ENDING MAY 2026**

| Description | | Original Budget | Prior Years FY Activity | 2024-25 FY Activity | 2025-26 FYTD Activity | Total Activity | Percent Complete | Encumbered Balance | Total Projected Project Cost |
|--------------|--|-----------------------|-------------------------|---------------------|-----------------------|-----------------------|------------------|--------------------|------------------------------|
| 7900 | Bond Issuance Proceeds | \$ 275,000,000 | \$ 226,909,716 | \$ - | \$ - | \$ 226,909,716 | | | |
| 5700 | Interest Income | - | 4,194,315 | 122,487 | 20,909 | 4,337,711 | | | |
| 5800 | State Revenue | - | 205,301 | 317 | - | 205,618 | | | |
| | Total Revenue | \$ 275,000,000 | \$ 231,309,332 | \$ 122,804 | \$ 20,909 | \$ 231,453,045 | | | |
| -- ---- --- | 000 Support Costs 010/494/800/917/999 | \$ 8,410,498 | \$ 5,422,429 | \$ 13,975 | \$ 61,988 | \$ 5,498,392 | 100.00% | \$ - | \$ 5,498,392 |
| -- ---- --- | 700 Multiple Elementary Schools | 14,910,284 | 14,512,366 | 54,700 | - | 14,567,066 | 100.00% | - | 14,567,066 |
| -- ---- --- | 701 Multiple Intermediate Schools | 10,834,691 | 10,633,934 | - | 135,815 | 10,769,749 | 100.00% | - | 10,769,749 |
| -- ---- --- | 702 Multiple Middle School | 23,683,988 | 23,142,822 | 103,287 | - | 23,246,109 | 100.00% | - | 23,246,109 |
| -- ---- --- | 703 Multiple High Schools, BBIA, Phoenix Academy | 69,371,243 | 66,538,341 | 147,577 | - | 66,685,918 | 100.00% | - | 66,685,918 |
| -- ---- --- | 704 Griffin, Transportation, 6th Avenue | 58,190 | 82,549 | - | - | 82,549 | 100.00% | - | 82,549 |
| -- ---- --- | 705 Newsome Stadium & Natatorium | 2,770,906 | 3,000,078 | - | - | 3,000,078 | 100.00% | - | 3,000,078 |
| -- ---- --- | 706 Multiple Facilities | 4,958,039 | 4,542,128 | - | - | 4,542,128 | 99.39% | 28,045 | 4,570,173 |
| -- ---- --- | 707 New - Brenda Norwood ES | 32,412,777 | 31,245,893 | 75,145 | - | 31,321,038 | 100.00% | - | 31,321,038 |
| -- ---- --- | 708 New - Alma Martinez IS | 46,466,028 | 44,342,476 | - | - | 44,342,476 | 100.00% | - | 44,342,476 |
| -- ---- --- | 709 New - Charlene McKinzey MS | 60,963,190 | 58,719,098 | - | 16,900 | 58,735,998 | 100.00% | - | 58,735,998 |
| -- ---- --- | 711 Day Care Security BBICA | - | 27,292 | 363 | - | 27,655 | 88.89% | - | 31,111 |
| -- ---- --- | 716 PAC Audio System Upgrade | 160,166 | 160,166 | - | - | 160,166 | 100.00% | - | 160,166 |
| -- ---- --- | 718 District Repeaters | - | 4,397,190 | - | - | 4,397,190 | 100.00% | - | 4,397,190 |
| -- ---- --- | 719 Landscaping | - | 185,610 | - | - | 185,610 | 100.00% | - | 185,610 |
| -- ---- --- | 720 CenterPA Kitchen | - | 71,350 | - | - | 71,350 | 100.00% | - | 71,350 |
| -- ---- --- | 721 Parking Lot Concrete | - | 395,466 | 395,466 | - | 790,932 | 100.00% | - | 790,932 |
| -- ---- --- | 722 Roof Replacement | - | 163,700 | - | - | 163,700 | 100.00% | - | 163,700 |
| -- ---- --- | 724 THS Fieldhouse | - | 564,910 | 206,750 | - | 771,660 | 100.00% | - | 771,660 |
| -- ---- --- | 725 Doors | - | 1,182 | - | - | 1,182 | 3.94% | - | 30,000 |
| -- ---- --- | 726 Natatorium Restrooms | - | 117,352 | 117,352 | - | 234,704 | 100.00% | - | 234,704 |
| -- ---- --- | 727 Dance Floor | - | 120,265 | 64,216 | - | 184,481 | 100.00% | - | 184,481 |
| -- ---- --- | 728 Fire Lines | - | 45,679 | 9,070 | 162,871 | 217,620 | 91.97% | 19,000 | 236,620 |
| -- ---- --- | 729 Fine Arts | - | - | - | - | - | 0.00% | - | 46,500 |
| -- ---- --- | 731 Phoenix Reno | - | 76,901 | 54,101 | - | 131,002 | 100.00% | - | 131,002 |
| -- ---- --- | 732 STEM | - | 1,344,495 | 1,246,378 | 2,757 | 2,593,630 | 97.77% | 59,074 | 2,652,704 |
| -- ---- --- | 733 DSIS Elevator | - | - | - | - | - | 0.00% | 37,815 | 37,815 |
| -- ---- --- | 734 Natatorium Repairs | - | - | - | 26,750 | 26,750 | 100.00% | - | 26,750 |
| Total | | \$ 275,000,000 | \$ 269,853,672 | \$ 2,488,380 | \$ 407,081 | \$ 272,749,133 | 99.92% | \$ 143,934 | \$ 272,971,841 |

*Negative expense is due to retainage

**MANSFIELD INDEPENDENT SCHOOL DISTRICT
CAPITAL PROJECTS - 624
FOR THE ELEVEN MONTHS ENDING MAY 2026**

| Description | Original Budget | Prior Years FY Activity | 2024-25 FY Activity | 2025-26 FYTD Activity | Total Activity | Percent Complete | Encumbered Balance | Total Projected Project Cost |
|--|-----------------------|-------------------------|-----------------------|-----------------------|-----------------------|------------------|--------------------|------------------------------|
| 7900 Bond Issuance Proceeds | \$ 588,500,000 | \$ - | \$ 201,564,800 | \$ 391,234,810 | \$ 592,799,610 | | | |
| 5700 Interest Income | - | - | 8,412,840 | 17,019,435 | 25,432,275 | | | |
| 5800 State Revenue | - | - | 56,151 | 75,516 | 131,667 | | | |
| Total Revenue | <u>\$ 588,500,000</u> | <u>\$ -</u> | <u>\$ 210,033,791</u> | <u>\$ 408,329,761</u> | <u>\$ 618,363,552</u> | | | |
| Support Costs 000/010/AXX | \$ 30,016,998 | \$ - | \$ 2,442,510 | \$ 3,999,438 | \$ 6,441,948 | 43.03% | \$ 249,271 | \$ 14,969,643 |
| A01 PROP A PKG 01 Jobe Worley | 39,033,075 | - | 2,388,543 | 10,701,563 | 13,090,106 | 35.35% | 22,755,043 | 37,033,075 |
| A02 PROP A PKG 02 Howard Coble | 28,151,286 | - | 2,394,857 | 4,790,856 | 7,185,713 | 26.47% | 27,509,318 | 27,151,286 |
| A03 PROP A PKG 03 Jones Wester Knight | 44,207,532 | - | 2,936,828 | 8,631,333 | 11,568,161 | 27.41% | 32,959,662 | 42,207,532 |
| A04 PROP A PKG 04 Anderson Davis Harmon Holt Morris Tippis | 14,145,594 | - | 169,572 | 403,006 | 572,578 | 4.36% | 7,016,094 | 13,145,594 |
| A05 PROP A PKG 05 Boren Brown Nash Perry Reid | 23,211,298 | - | 286,523 | 592,867 | 879,390 | 3.96% | 718,853 | 22,211,298 |
| A06 PROP A PKG 06 Neal Ponder Rendon Sheppard ES | 13,311,829 | - | 132,202 | 254,793 | 386,995 | 3.14% | 492,043 | 12,311,829 |
| A07 PROP A PKG 07 Daulton Miller Smith Spencer Norwood | 19,855,967 | - | 301,186 | 473,103 | 774,289 | 4.01% | 6,056,297 | 19,320,646 |
| A08 PROP A PKG 08 Brockett Cabaniss Gideon Jandrucko Jones | 24,714,806 | - | 474,363 | 817,682 | 1,292,045 | 5.45% | 19,217,267 | 23,714,806 |
| A09 PROP A PKG 09 Mansfield Low Orr | 7,596,295 | - | 333,037 | 1,133,323 | 1,466,360 | 19.30% | 16,791,655 | 7,596,295 |
| A10 PROP A PKG 10 Summit Timbers | 7,643,974 | - | 235,666 | 479,469 | 715,135 | 9.36% | 594,155 | 7,643,974 |
| A11 PROP A PKG 11 Timberview Icenhower | 14,873,075 | - | 360,541 | 1,343,944 | 1,704,485 | 11.46% | 24,929,446 | 14,873,075 |
| A12 PROP A PKG 12 Legacy Shepard IS | 11,860,516 | - | 259,769 | 501,939 | 761,708 | 6.42% | 580,575 | 11,860,516 |
| A13 PROP A PKG 13 Lake Ridge Lillard Martinez | 10,279,085 | - | 117,394 | 340,614 | 458,008 | 4.46% | 404,565 | 10,279,085 |
| A14 PROP A PKG 14 Transportation | 24,687,152 | - | 459,033 | 784,657 | 1,243,690 | 5.04% | 540,679 | 24,687,152 |
| A15 PROP A PKG 15 BBIA Phoenix | 22,737,863 | - | 1,678,938 | 12,120,930 | 13,799,868 | 60.69% | 15,736,113 | 22,737,863 |
| A16 PROP A PKG 16 Aux Buildings | 2,968,388 | - | 51,698 | 68,952 | 120,650 | 4.06% | 85,367 | 2,968,388 |
| A17 PROP A PKG 17 McKinzey | 487,362 | - | 2,139 | - | 2,139 | 0.44% | 62,494 | 487,362 |
| A21 PROP A PKG S1 Weapons Detection | 2,329,740 | - | 2,439,405 | - | 2,439,405 | 100.00% | - | 2,439,405 |
| A22 PROP A PKG S2 Cameras | 5,987,450 | - | 274,290 | 1,300,479 | 1,574,769 | 26.30% | 11,820,382 | 5,987,450 |
| A23 PROP A PKG S3 Fences | 280,525 | - | 29,010 | 52,690 | 81,700 | 29.12% | - | 280,525 |
| A24 PROP A PKG E1 Roofs | 29,889,525 | - | 601,614 | 3,732,051 | 4,333,665 | 14.50% | 11,576,707 | 29,889,525 |
| A25 PROP A PKG Buses | 27,164,959 | - | 18,519,578 | 6,754,851 | 25,274,429 | 93.04% | - | 27,164,959 |
| A31 PROP A PKG T1 Network Fiber Ring | 2,940,031 | - | 89,295 | 17,369 | 106,664 | 3.63% | 569,647 | 2,940,031 |
| A32 PROP A PKG T2 ES | 23,129,692 | - | - | 13,690 | 13,690 | 0.06% | 515,630 | 23,129,692 |
| A33 PROP A PKG T3 IS | 9,347,536 | - | - | - | - | 0.00% | 144,376 | 9,347,536 |
| A34 PROP A PKG T4 MS | 7,161,048 | - | - | - | - | 0.00% | 165,035 | 7,161,048 |
| A35 PROP A PKG T5 HS | 12,864,451 | - | - | - | - | 0.00% | 154,001 | 12,864,451 |
| A36 PROP A PKG T6 Aux | 16,611,869 | - | 3,517,446 | 1,094,129 | 4,611,575 | 27.76% | 2,598,270 | 16,611,869 |
| A37 PROP A PKG T7 Phones | 1,811,209 | - | 1,204,468 | 611,328 | 1,815,796 | 100.00% | - | 1,815,796 |
| A38 PROP A PKG T8 Data Cabling | - | - | - | 5,394 | 5,394 | 1.94% | 271,946 | 277,340 |
| A41 PROP A PKG A1 BBSB Mansfield | 4,598,806 | - | 464,651 | 5,469,603 | 5,934,254 | 91.99% | 516,412 | 6,450,666 |
| A42 PROP A PKG A2 BBSB Summit | 4,598,806 | - | 504,613 | 6,703,348 | 7,207,961 | 93.65% | 489,044 | 7,697,005 |
| A43 PROP A PKG A3 BBSB Legacy | 4,598,806 | - | 581,044 | 4,728,557 | 5,309,601 | 93.50% | 368,930 | 5,678,531 |
| A44 PROP A PKG A4 BBSB Lake Ridge | 4,598,806 | - | 601,039 | 5,277,204 | 5,878,243 | 94.24% | 359,562 | 6,237,805 |
| A45 PROP A PKG A5 BBSB Timberview | 4,598,806 | - | 586,532 | 5,111,031 | 5,697,563 | 91.71% | 515,048 | 6,212,611 |
| A46 PROP A PKG A6 Tennis Crt Light | 1,513,188 | - | 1,691,098 | - | 1,691,098 | 100.00% | - | 1,691,098 |
| A51 PROP A PKG Furniture | 7,135,596 | - | 189,271 | 4,395,565 | 4,584,836 | 64.25% | 6,565,268 | 7,135,596 |
| A61 PROP A PKG E1 Lighting | - | - | 3,414,256 | - | 3,414,256 | 100.00% | - | 3,414,256 |
| AE1 PROP A Early Learners Academy | 42,445,648 | - | 2,340,870 | 14,106,194 | 16,447,064 | 30.55% | 40,325,307 | 53,841,043 |
| APD PROP A Police Department | 31,111,408 | - | 1,785,358 | 7,159,682 | 8,945,040 | 29.24% | 19,670,631 | 30,587,448 |
| B01 PROP B Technology | 4,000,000 | - | 4,000,000 | - | 4,000,000 | 100.00% | - | 4,000,000 |
| 336 | | | | | | | | |
| Total | \$ 588,500,000 | \$ - | \$ 57,858,637 | \$ 113,971,634 | \$ 171,830,271 | 29.22% | \$ 273,325,093 | \$ 588,055,105 |

**MANSFIELD INDEPENDENT SCHOOL DISTRICT
SPECIAL REVENUE FUNDS, EXCLUDING FUND 240-242 SCHOOL NUTRITION
MONTHLY AND YEAR TO DATE BUDGET STATUS**

| FOR THE ELEVEN MONTHS ENDING MAY 2026 | | | | | | | | | |
|--|---|--------------------|------------|-----------|----------------------------|--------------------|---------------------------|---------------|--|
| FUND | FUND DESCRIPTION | NOGA ID | Begin Date | End Date | AWARD/ROLL FORWARD AMOUNTS | Expenditures | | | |
| | | | | | | MONTHLY ACTUAL | GRANT YEAR TO DATE ACTUAL | % EXPENDED | |
| 211 | ESEA TITLE I-A | 25610101220908 | 7/1/2025 | 9/30/2026 | 6,070,677 | 901,388 | 4,347,259 | 71.61% | |
| 224 | IDEA-B FORMULA | 256600012209086000 | 7/1/2025 | 9/30/2026 | 8,242,376 | 471,095 | 4,170,096 | 50.59% | |
| 225 | IDEA -B PRESCHOOL | 256610012209086000 | 7/1/2025 | 9/30/2026 | 97,645 | 4,241 | 26,390 | 27.03% | |
| 244 | CARL PERKINS GRANT FOR CAREER | 25420006220908 | 7/1/2025 | 9/30/2026 | 359,825 | 89,157 | 246,928 | 68.62% | |
| 255 | TITLE II-A, SUPPORTING EFFECTIVE INSTRUCTION | 25694501220908 | 7/1/2025 | 9/30/2026 | 1,316,059 | 54,316 | 679,615 | 51.64% | |
| 263 | TITLE III-A, ELA | 25671001220908 | 7/1/2025 | 9/30/2026 | 536,692 | 29,398 | 444,155 | 82.76% | |
| 263 | TITLE III, PART A-IMMIGRANT | 25671003220908 | 7/1/2025 | 9/30/2026 | 43,062 | 1,774 | 38,863 | 90.25% | |
| 265 | NITA M. LOWEY 21ST CCLC CYCLE 11 YEAR 5 | 256950307110032 | 8/1/2025 | 7/31/2026 | 1,700,000 | 131,328 | 1,346,056 | 79.18% | |
| 272 | MAC-MEDICAID ADMIN CLAIMING | N/A | 9/1/2025 | 6/30/2026 | 29,230 | - | 29,230 | 100.00% | |
| 289 | TITLE IV-A, SUBPART 1 STUDENT SUPPORT & ACADEMIC ENRICHMENT | 25680101220908 | 7/1/2025 | 9/30/2026 | 470,675 | 33,751 | 235,480 | 50.03% | |
| 385 | ESC STATE SUPPLEMENT VISUALLY IMPAIRED | N/A | 9/1/2025 | 6/30/2026 | 15,846 | - | 15,846 | 100.00% | |
| 410 | STATE TEXTBOOK FUND * | 25001601 | 9/1/2024 | 8/31/2026 | 10,977,173 | 519 | 1,413,008 | 12.87% | |
| 429 | 2025-2027 ADVANCED PLACEMENT COMPUTER SCIENCE PRINCIPLES | 25038101220908 | 3/1/2025 | 4/30/2027 | 30,000 | - | 2,030 | 6.77% | |
| 461 | CAMPUS ACTIVITY | N/A | 7/1/2025 | 6/30/2026 | 6,414,369 | 355,960 | 2,589,586 | 40.37% | |
| 490 | HEB AWARD | N/A | 7/1/2025 | 9/30/2026 | 25,000 | - | 23,785 | 0.00% | |
| 492 | EDUCATION FOUNDATION GRANT | N/A | 7/1/2025 | 6/30/2026 | 226,455 | 8,992 | 210,242 | 92.84% | |
| *498 | MISCELLANEOUS GRANTS | N/A | 7/1/2025 | 9/30/2026 | 35,218 | 3,596 | 31,153 | 88.46% | |
| TOTAL SPECIAL REVENUE FUNDS | | | | | \$36,590,302 | \$2,085,515 | \$15,849,721 | 43.32% | |

**MANSFIELD INDEPENDENT SCHOOL DISTRICT
BALANCE SHEET - GOVERNMENTAL FUNDS
FOR THE ELEVEN MONTHS ENDING MAY 2026**

Data

| Control Codes | General Funds | Student Nutrition Fund | Debt Service Fund | Capital Projects Funds | Special Revenue Funds |
|---|-----------------------|------------------------|----------------------|------------------------|-----------------------|
| Assets: | | | | | |
| 1110 Cash and cash equivalents | \$ 149,720,086 | \$ 1,994,974 | \$ 13,339,957 | \$ 452,253,132 | \$ 19,088,705 |
| 1220 Delinquent property taxes receivables | 5,294,898 | - | 1,786,698 | - | - |
| 1230 Allowance for uncollectible taxes (credit) | (2,010,472) | - | (678,409) | - | - |
| 1240 Receivables from other governments | - | 1,152,441 | 1,380,971 | - | 3,326,170 |
| 1250 Accrued interest/Unamortized Discount | 185,168 | - | - | 3,340,368 | - |
| 1260 Due from other funds | - | 1,200,693 | 55,440,581 | - | - |
| 1290 Other receivables | 1,452,492 | 754,935 | - | - | 10,046 |
| 1300 Inventories, at cost | 549,849 | 522,820 | - | - | - |
| 1410 Prepaid Items | 331,282 | - | - | - | 473,568 |
| 1000 Total Assets | \$ 155,523,303 | \$ 5,625,863 | \$ 71,269,798 | \$ 455,593,500 | \$ 22,898,489 |
| Liabilities, Deferred Inflows, and Fund Balance | | | | | |
| Current Liabilities: | | | | | |
| 2110 Accounts payable | \$ 30,949 | \$ 753,531 | \$ - | \$ 4,787 | \$ (230) |
| 2150 Payroll deduction and withholdings | 14,073,155 | 98,888 | - | 1,628 | 77,524 |
| 2160 Accrued wages payable | 36,155,147 | 56,177 | - | (3) | - |
| 2170 Due to other funds | 31,600,039 | - | - | 6,236,211 | 16,267,664 |
| 2180 Payable to other governments | 96,591 | - | - | - | - |
| 2190 Due to other | 15 | - | - | - | 2,088 |
| 2300 Deferred revenue | 10,000 | 412,475 | 333,224 | - | - |
| 2400 iPad Deposits | 26,988 | - | - | - | - |
| 2000 Total Liabilities | \$ 81,992,884 | \$ 1,321,071 | \$ 333,224 | \$ 6,242,623 | \$ 16,347,046 |
| Deferred Inflows of Resources: | | | | | |
| 2600 Unavailable revenue - property taxes | \$ 3,284,426 | \$ - | \$ 1,108,288 | \$ - | \$ - |
| Total Deferred Inflows of Resources | \$ 3,284,426 | \$ - | \$ 1,108,288 | \$ - | \$ - |
| Fund Balance | | | | | |
| Non-Spendable: | | | | | |
| 3410 Inventories | \$ 201,602 | \$ 194,528 | \$ - | \$ - | \$ - |
| 3430 Prepaid items | 2,247,221 | 75,669 | - | - | - |
| Restricted: | | | | | |
| 3450 Grant funds | - | 4,034,595 | - | - | 2,688,603 |
| 3470 Capital acquisitions and contractual obligations | - | - | - | 152,760,648 | - |
| 3480 Retirement of long-term debt | - | - | 69,828,286 | - | - |
| Committed: | | | | | |
| 3510 Capital acquisitions projects | - | - | - | 296,590,229 | - |
| 3545 Campus Activity | - | - | - | - | 3,862,840 |
| 3600 Unassigned | 67,797,170 | - | - | - | - |
| 3000 Fund Balance, ESTIMATED | \$ 70,245,993 | \$ 4,304,792 | \$ 69,828,286 | \$ 449,350,877 | \$ 6,551,443 |
| 4000 Total Liabilities, Deferred Inflows, and Fund Balance | \$ 155,523,303 | \$ 5,625,863 | \$ 71,269,798 | \$ 455,593,500 | \$ 22,898,489 |

**MANSFIELD INDEPENDENT SCHOOL DISTRICT
CHILDREN'S CENTER & AFTERSCHOOL - FUND 711
STATEMENT OF REVENUES, EXPENSES, AND CHANGE IN NET POSITION
FOR THE ELEVEN MONTHS ENDING MAY 2026**

| | CURRENT YEAR 2025-26 | | | | | PRIOR YEAR 2024-2025 | | | | |
|---|----------------------|---------------------|-------------------|---------------------|----------------------------|----------------------|---------------------|-------------------|---------------------|------------------|
| | Original Budget | Amended Budget | May 2026 | Actual Year to Date | Actual to Budget | Original Budget | Amended Budget | May 2025 | Actual Year to Date | Actual to Budget |
| OPERATING REVENUES: | | | | | | | | | | |
| Local and Intermediate Sources | \$ 4,210,000 | \$ 4,210,000 | \$ 388,651 | \$ 4,243,239 | 100.79% | \$ 3,869,460 | \$ 3,882,635 | \$ 372,442 | \$ 4,181,634 | 107.70% |
| State Program Revenues | 71,626 | 71,626 | 19,143 | 185,788 | 259.39% | 61,531 | 61,531 | 20,002 | 38,179 | 62.05% |
| Other Financing Sources | - | - | - | - | 0.00% | - | - | - | - | 0.00% |
| Total operating revenues | \$ 4,281,626 | \$ 4,281,626 | \$ 407,794 | \$ 4,429,027 | 103.44% | \$ 3,930,991 | \$ 3,944,166 | \$ 392,444 | \$ 4,219,813 | 106.99% |
| OPERATING EXPENSES: | | | | | | | | | | |
| 11-Instructional | \$ - | \$ 3,000 | \$ - | \$ 52 | 1.73% | \$ - | \$ 2,000 | \$ 29 | \$ 29 | 1.45% |
| 23 - School Leadership | - | - | - | - | 0.00% | - | 520 | - | 513 | 98.65% |
| 52-Security & Monitoring Services | - | - | - | 1,350 | 0.00% | - | 3,000 | - | 2,284 | 76.13% |
| 61 - Community Services | 3,970,814 | 3,971,014 | 304,677 | 2,869,553 | 72.26% | 3,716,730 | 3,752,452 | 321,780 | 2,948,109 | 78.56% |
| 71 - Debt Service | - | 2,694 | - | 925 | 34.34% | - | 933 | - | 694 | 74.38% |
| Other Financing Uses | - | - | - | - | 0.00% | - | - | - | - | 0.00% |
| Total operating expenses | \$ 3,970,814 | \$ 3,976,708 | \$ 304,677 | \$ 2,871,880 | 72.22% | \$ 3,716,730 | \$ 3,758,905 | \$ 321,809 | \$ 2,951,629 | 78.52% |
| EXPENSE SUMMARY BY OBJECT CODE: | | | | | | | | | | |
| 61XX - Payroll Costs | \$ 3,394,889 | \$ 3,394,889 | \$ 280,281 | \$ 2,496,599 | 73.54% | \$ 3,231,480 | \$ 3,231,479 | \$ 299,967 | \$ 2,589,508 | 80.13% |
| 62XX - Professional and Contracted Services | 73,250 | 89,261 | 3,027 | 65,679 | 73.58% | 38,250 | 73,948 | 6,136 | 57,000 | 77.08% |
| 63XX - Supplies and Materials | 214,400 | 219,057 | 14,176 | 138,307 | 63.14% | 174,200 | 171,816 | 5,471 | 108,142 | 62.94% |
| 64XX - Other Operating Expenses | 288,275 | 270,807 | 7,193 | 170,370 | 62.91% | 272,800 | 280,728 | 10,235 | 196,236 | 69.90% |
| 65XX - Debt Service | - | 2,694 | - | 925 | 34.34% | - | 934 | - | 694 | 74.30% |
| 66XX - Capital Outlay Expenses | - | - | - | - | 0.00% | - | - | - | 49 | 0.00% |
| Other Financing Uses | - | - | - | - | 0.00% | - | - | - | - | 0.00% |
| Total operating expenses | \$ 3,970,814 | \$ 3,976,708 | \$ 304,677 | \$ 2,871,880 | 72.22% | \$ 3,716,730 | \$ 3,758,905 | \$ 321,809 | \$ 2,951,629 | 78.52% |
| Operating income (loss) | \$ 310,812 | \$ 304,918 | \$ 103,117 | \$ 1,557,147 | | \$ 214,261 | \$ 185,261 | \$ 70,635 | \$ 1,268,184 | |
| Net Position, July 1, beginning | | | | | 2,593,233 | | | | | |
| Estimated Fund Balance, May 31, ending | | | | | <u><u>\$ 4,150,380</u></u> | | | | | |

MANSFIELD INDEPENDENT SCHOOL DISTRICT
NATATORIUM - FUND 712
STATEMENT OF REVENUES, EXPENSES, AND CHANGE IN NET POSITION
FOR THE ELEVEN MONTHS ENDING MAY 2026

| | CURRENT YEAR 2025-26 | | | | | PRIOR YEAR 2024-2025 | | | | |
|---|----------------------|---------------------|-------------------|------------------------|---------------------|----------------------|---------------------|-------------------|------------------------|---------------------|
| | Original Budget | Amended Budget | May 2026 | Actual Year to Date | Actual to Budget | Original Budget | Amended Budget | May 2025 | Actual Year to Date | Actual to Budget |
| OPERATING REVENUES: | | | | | | | | | | |
| Local and Intermediate Sources | \$ 1,200,000 | \$ 1,200,000 | \$ 231,954 | \$ 1,236,750 | 103.06% | \$ 945,000 | \$ 945,000 | \$ 172,415 | \$ 991,111 | 104.88% |
| State Program Revenues | 6,961 | 6,961 | 1,997 | 21,866 | 314.12% | 6,765 | 6,765 | 1,928 | \$ 3,632 | 53.69% |
| Other Financing Sources | - | - | - | - | 0.00% | - | - | - | - | 0.00% |
| Total operating revenues | \$ 1,206,961 | \$ 1,206,961 | \$ 233,951 | \$ 1,258,616 | 104.28% | \$ 951,765 | \$ 951,765 | \$ 174,343 | \$ 994,743 | 104.52% |
| OPERATING EXPENSES: | | | | | | | | | | |
| 11 - Instructional | \$ - | \$ - | \$ - | \$ - | 0.00% | \$ - | \$ - | \$ - | \$ - | 0.00% |
| 13 - Curriculum and Instructional Staff Development | - | - | - | - | 0.00% | - | - | - | - | 0.00% |
| 36 - Cocurricular/Extra Curricular Activities | 817,863 | 817,863 | 69,697 | 627,769 | 76.76% | 810,515 | 811,513 | 78,492 | 596,672 | 73.53% |
| 51 - Plant Maintenance and Facility Services | 384,314 | 450,929 | 37,452 | 378,160 | 83.86% | 137,314 | 392,314 | 16,796 | 224,296 | 57.17% |
| 71 - Debt Service | - | 2,752 | - | 1,255 | 45.60% | - | - | - | - | 0.00% |
| 81 - Facilities Acquisition & Const | - | - | - | - | 0.00% | - | 1,002 | - | - | 0.00% |
| Other Financing Uses | - | - | - | - | 0.00% | - | - | - | - | 0.00% |
| Total operating expenses | \$ 1,202,177 | \$ 1,271,544 | \$ 107,149 | \$ 1,007,184 | 79.21% | \$ 947,829 | \$ 1,204,829 | \$ 95,288 | \$ 820,968 | 68.14% |
| OPERATING EXPENSES SUMMARY BY OBJECT CODE: | | | | | | | | | | |
| 61XX - Payroll Costs | \$ 494,363 | \$ 494,363 | \$ 40,179 | \$ 416,603 | 84.27% | \$ 482,015 | \$ 482,015 | \$ 57,466 | \$ 418,258 | 86.77% |
| 62XX - Professional and Contracted Services | 369,854 | 419,654 | 36,992 | 331,974 | 79.11% | 123,354 | 370,852 | 15,770 | 191,733 | 51.70% |
| 63XX - Supplies and Materials | 131,960 | 109,075 | 11,341 | 92,349 | 84.67% | 121,460 | 134,820 | 6,322 | 99,235 | 73.61% |
| 64XX - Other Operating Expenses | 181,000 | 214,200 | 25,567 | 140,951 | 65.80% | 146,000 | 180,000 | 15,730 | 105,092 | 58.38% |
| 65XX - Debt Service | - | 2,752 | - | 1,255 | 45.60% | - | 1,002 | - | - | 0.00% |
| 66XX - Capital Outlay Expenses | 25,000 | 31,500 | (6,930) | 24,052 | 76.36% | 75,000 | 36,140 | - | 6,650 | 18.40% |
| Other Financing Uses | - | - | - | - | 0.00% | - | - | - | - | 0.00% |
| Total operating expenses | \$ 1,202,177 | \$ 1,271,544 | \$ 107,149 | \$ 1,007,184 | 79.21% | \$ 947,829 | \$ 1,204,829 | \$ 95,288 | \$ 820,968 | 68.14% |
| Operating income (loss) | \$ 4,784 | \$ (64,583) | \$ 126,802 | \$ 251,432 | | \$ 3,936 | \$ (253,064) | \$ 79,055 | \$ 173,775 | |

Net Position, July 1, beginning 36,887

Estimated Fund Balance, May 31, ending \$ 288,319

**MANSFIELD INDEPENDENT SCHOOL DISTRICT
COMBINING STATEMENT OF NET POSITION - PROPRIETARY FUNDS
FOR THE ELEVEN MONTHS ENDING MAY 2026**

| | <u>Children's Center and Afterschool Care</u> | <u>Natorium</u> | <u>Business-type Activities Total</u> |
|--------------------------------------|---|-------------------------|---|
| Assets | | | |
| Current Assets: | | | |
| Cash and cash equivalents | 6,262,914 | \$683,089 | \$6,946,003 |
| Due from Other funds | 368,699 | - | 368,699 |
| Other Receivables | - | - | - |
| Deferred Expenditures/Expenses | - | 250 | 250 |
| Total Assets | <u>6,631,613</u> | <u>683,339</u> | <u>7,314,952</u> |
| Liabilities | | | |
| Current Liabilities: | | | |
| Accounts Payable | \$ - | \$ (118) | \$ - |
| Payroll deduction and withholdings | 39,361 | 407 | 39,650 |
| Deferred Revenue | - | - | - |
| Due to other funds | 2,441,872 | 394,731 | 2,836,603 |
| Total Liabilities | <u>2,481,233</u> | <u>395,020</u> | <u>2,876,253</u> |
| Net Position | | | |
| Unrestricted net position | \$4,150,380 | \$288,319 | \$ 4,438,699 |
| Total Net Position, ESTIMATED | <u>\$4,150,380</u> | <u>\$288,319</u> | <u>\$ 4,438,699</u> |



**Board of School Trustees
Mansfield Independent School District**

TITLE: Monthly Investment Reports

DATE: June 23, 2026

INFORMATION

BACKGROUND:

The Public Funds Investment Act requires that, not less than quarterly, written internal management reports be prepared by the investment officer and submitted to the governing body.

Schedules are attached that show book and market values and portfolio allocations between funds and investment holdings as of the month ending May 31, 2026.

All of Mansfield Independent School District's pooled investments and securities comply with the approved Investment Policy, CDA (Local). All investments meet the three basic objectives included in the district's investment policy – safety, liquidity, and yield. The following is a list of authorized broker/dealers approved by the Board on July 22, 2025:

- UBS Paine Webber
- Raymond James
- FHN Financial
- Hilltop Securities
- A J Capital
- Multi-Bank Securities
- Frost Bank
- Wells Fargo Securities, LLC

This report has been submitted in compliance with Government Code 2256.006 per Board policy on investment procedures. The information on this report is, to the best of our knowledge, true and correct, and documents are available to support this date.

/s/ Monica Irvin

Monica Irvin, C.P.A.

/s/ Marinda Bramlett

Marinda Bramlett

/s/ Michele Trongaard

Michele Trongaard, C.P.A.

/s/ Natasha Whetstone

Natasha Whetstone

**MANSFIELD INDEPENDENT SCHOOL DISTRICT
MONTHLY INVESTMENT REPORT**

5/31/2026

Unaudited

Portfolio Summary by Investment Type

| Investments | Par Value | Book Value | Market Value | % of Portfolio | Weighted Avg Maturity | Avg Yield to Maturity |
|------------------------------|--------------------------|--------------------------|--------------------------|-----------------------|------------------------------|------------------------------|
| Money Market Funds | \$ 91,106,237.68 | \$ 91,106,237.68 | \$ 91,106,237.68 | 14.14% | 1 | 3.540 |
| ***Frost Bank | 4,122,796.14 | 4,122,796.14 | 4,122,796.14 | 0.64% | 1 | |
| Government Agency Securities | 365,905,000.00 | 365,799,381.24 | 365,263,198.10 | 56.70% | 148.93 | 3.854 |
| Municipal Bonds | 10,340,000.00 | 10,405,513.33 | 10,390,045.60 | 1.61% | 9.13 | 3.770 |
| Commercial Paper | 70,000,000.00 | 69,064,343.75 | 68,990,582.50 | 10.71% | 21.10 | 3.723 |
| ***LOGIC | 41,330,559.71 | 41,330,559.71 | 41,330,559.71 | 6.42% | 1 | 3.748 |
| TexSTAR | 60,183,245.39 | 60,183,245.39 | 60,183,245.39 | 9.34% | 1 | 3.597 |
| Texas Class | 2,806,609.05 | 2,806,609.05 | 2,806,609.05 | 0.44% | 1 | 3.748 |
| | <u>\$ 645,794,447.97</u> | <u>\$ 644,818,686.30</u> | <u>\$ 644,193,274.17</u> | 100.00% | <u>184.165</u> | <u>3.711</u> |

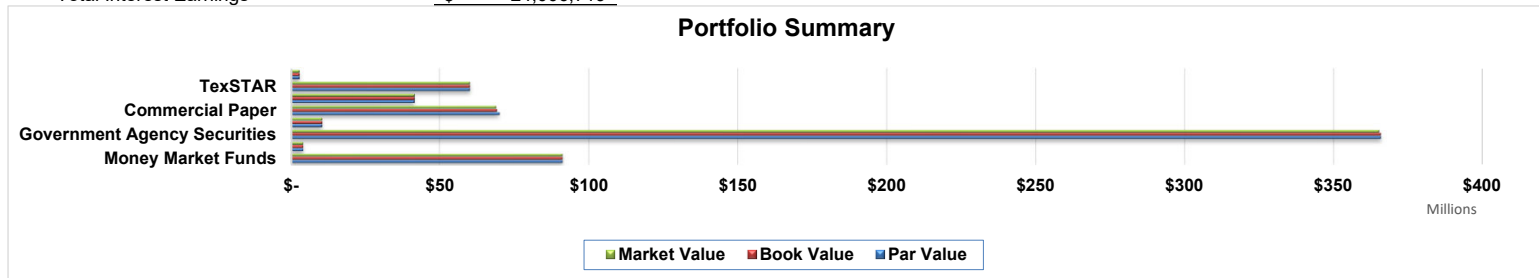
Accrued Interest

| | | | | |
|------------------------------|----|-------------------|----|-------------------|
| Accrued Interest at Purchase | \$ | 2,142,259 | \$ | 2,142,259 |
| Accrued Interest | | 10,783,123 | | 10,783,123 |
| Subtotal | \$ | <u>12,925,382</u> | \$ | <u>12,925,382</u> |

Total Investment Value \$ **645,794,448** \$ **657,744,069** \$ **657,118,656**

Total Current Year Earnings by Fund

| | 5/31/2026 | Period Ending |
|-------------------------|----------------------|----------------------|
| General Fund | 5,750,947 | |
| Child Nutrition Funds | 11,948 | |
| Debt Service Fund | 1,200,292 | |
| Construction Funds | 17,040,344 | |
| Custodial Funds | 3,187 | |
| Total Interest Earnings | <u>\$ 24,006,719</u> | |



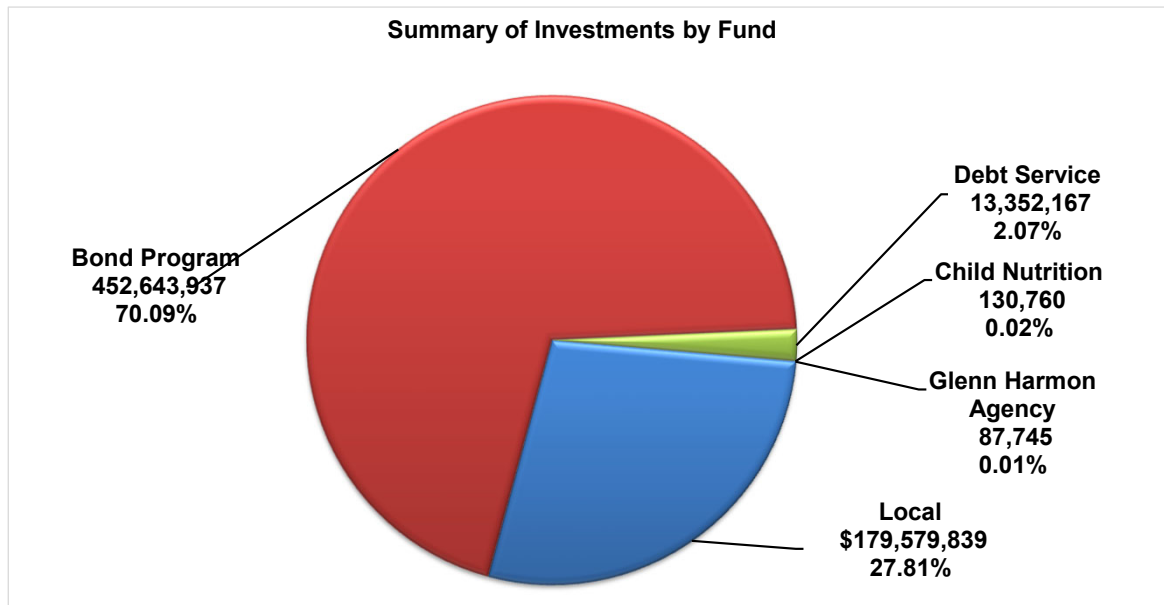
***The Book values reflected are based on statement balances.

**MANSFIELD INDEPENDENT SCHOOL DISTRICT
MONTHLY INVESTMENT REPORT**

5/31/2026

Unaudited

| Fund | Previous Month | Current Month | Change |
|---|-----------------------|-----------------------|------------------------|
| Local | \$ 201,283,378 | \$ 179,579,839 | \$ (21,703,539) |
| Bond Program | 459,379,969 | 452,643,937 | (6,736,032) |
| Debt Service | 13,310,339 | 13,352,167 | 41,828 |
| Child Nutrition | 133,707 | 130,760 | (2,947) |
| Glenn Harmon Agency | 87,466 | 87,745 | 278 |
| Total Ending Balance for the Period Ending | \$ 674,194,860 | \$ 645,794,448 | \$ (28,400,412) |



**MANSFIELD INDEPENDENT SCHOOL DISTRICT
INVESTMENT POSITION DETAIL BY FUND AND TYPE**

05/31/26

5/31/2026

| Investment Type | Investment Asset | Trade Ticket # | Settlement Date | (Sorted by) Maturity Date | Callable Date | CUSIP | Yield to Maturity | Interest Paid on Pool Accounts for the Month | Days to Maturity | Par | Unamortized Discount | Unamortized Premium | Statement Balance (Book Balance on securities) | Market Value at 5/31/26 | Weighted Average Maturity |
|--|--|----------------|-----------------|---------------------------|---------------|-----------|-------------------|--|------------------|-------------|----------------------|---------------------|--|-------------------------|---------------------------|
| General Fund Investment Portfolio | | | | | | | | | | | | | | | |
| Money Market | Bank of Oklahoma (Invesco Premier U.S. Government Money Portfolio) | | | | | | 3.540 | | 1 | 90,797 | | | 90,797 | 90,797 | |
| DDA Checking | Frost Bank | | | | | | 0.000 | | 1 | 3,832,369 | | | 3,832,369 | 3,832,369 | |
| | Subtotal | | | | | | 1,770 | | 1 | 3,923,165 | | | 3,923,165 | 3,923,165 | |
| Investment Pool | LOGIC | | | | | | 3.748 | 144,481 | 1 | 27,544,780 | | | 27,544,780 | 27,544,780 | 1.00 |
| Investment Pool | Texas Class | | | | | | 3.748 | 8,918 | 1 | 2,806,609 | | | 2,806,609 | 2,806,609 | 1.00 |
| Investment Pool | TexSTAR | | | | | | 3.597 | 159,578 | 1 | 60,085,029 | | | 60,085,029 | 60,085,029 | 1.00 |
| | Subtotal | | | | | | 3,698 | 312,977 | 1 | 90,436,418 | | | 90,436,418 | 90,436,418 | 1.00 |
| Brokerage Held Securities | | | | | | | | | | | | | | | |
| Government Agency Securities | Wells Fargo Brokerage | | | | | | | | | | | | | | |
| | Fannie Mae | WF 26-56 | 03/30/26 | 03/30/27 | 6/30/2026 | 3136GCY66 | 4.000 | | 303 | 20,000,000 | | | 20,000,000 | 19,999,780 | 71.27 |
| | Federal Home Loan Banks | WF 26-57 | 04/13/26 | 11/01/27 | 10/1/2026 | 3130BABW6 | 3.877 | | 519 | 10,000,000 | | | 10,000,000 | 9,992,740 | 61.04 |
| | Subtotal | | | | | | 3,939 | | 411 | 30,000,000 | | | 30,000,000 | 29,992,520 | 66.157 |
| Commercial Paper | Banco de Chile | WF 26-59 | 04/10/26 | 08/10/26 | | 05952THA4 | 3.963 | | 71 | 12,500,000 | (96,392) | | 12,403,608 | 12,400,788 | 4.91 |
| | First Abu Dhabi Bank | WF 26-60 | 04/10/26 | 08/13/26 | | 31849MHD6 | 3.892 | | 74 | 12,500,000 | (98,667) | | 12,401,333 | 12,399,300 | 5.12 |
| | Subtotal | | | | | | 3,927 | | 48 | 25,000,000 | (195,059) | | 24,804,941 | 24,800,088 | 5.01 |
| Money Market | Wells Fargo Brokerage | | | | | | 3.54 | 122,329 | | 30,220,256 | | | 30,220,256 | 30,220,256 | 1.00 |
| | Subtotal | | | | | | 3,540 | 122,329 | | 30,220,256 | | | 30,220,256 | 30,220,256 | 1.00 |
| | Total Brokerage Held Securities Wells Fargo Brokerage | | | | | | 2,851 | 122,329 | | 85,220,256 | (195,059) | | 85,025,197 | 85,012,863 | 72.17 |
| | Grand Total Investment for Fund | | | | | | 3,2745 | 435,307 | | 179,579,839 | (195,059) | | 179,384,780 | 179,372,447 | |
| Debt Service Fund Investment Position | | | | | | | | | | | | | | | |
| DDA Checking | Frost Bank | | | | | | 0.000 | | 1 | 165,067 | | | 165,067 | 165,067 | |
| Investment Pool | LOGIC | | | | | | 3.748 | 41,540 | 1 | 13,092,439 | | | 13,092,439 | 13,092,439 | |
| Investment Pool | TexSTAR | | | | | | 3.597 | 288 | 1 | 94,661 | | | 94,661 | 94,661 | |
| | Subtotal | | | | | | 3,672 | 41,828 | 1 | 13,187,100 | | | 13,187,100 | 13,187,100 | |
| | Grand Total Investment for Fund | | | | | | 3,672 | 41,828 | 1 | 13,352,167 | | | 13,352,167 | 13,352,167 | |
| 2017 Bond Program | | | | | | | | | | | | | | | |
| Investment Pool | LOGIC | | | | | | 3.748 | 1,650 | 1 | 519,957 | | | 519,957 | 519,957 | |
| | Subtotal | | | | | | 3,748 | 1,650 | 1 | 519,957 | | | 519,957 | 519,957 | |
| | Grand Total Investment for Fund | | | | | | 3,748 | 1,650 | 1 | 519,957 | | | 519,957 | 519,957 | |
| 2024 Bond Program | | | | | | | | | | | | | | | |
| Investment Pool | LOGIC | | | | | | 3.748 | 266 | 1 | 83,794 | | | 83,794 | 83,794 | |
| | Subtotal | | | | | | 3,748 | 266 | 1 | 83,794 | | | 83,794 | 83,794 | |
| Brokerage Held Securities | | | | | | | | | | | | | | | |
| Government Agency Securities | Wells Fargo Brokerage | | | | | | | | | | | | | | |
| | Federal Home Loan Discount Note | WF 26-35 | 08/05/25 | 06/05/26 | | 313385XS0 | 3.907 | | 5 | 10,000,000 | (7,311) | | 9,992,689 | 9,992,940 | 0.11 |
| | FHLB | WF 26-24 | 08/05/25 | 06/12/26 | | 3130AWLZ1 | 3.961 | | 12 | 500,000 | | | 500,127 | 500,141 | 0.01 |
| | FFCB | WF 26-27 | 08/05/25 | 06/12/26 | | 3133ERHD6 | 3.942 | | 12 | 500,000 | | | 500,150 | 500,159 | 0.01 |
| | US Treasury Note | WF 26-10 | 08/05/25 | 06/15/26 | | 9128ZCHH7 | 3.906 | | 15 | 10,000,000 | | | 10,000,871 | 10,001,320 | 0.33 |
| | Federal Home Loan Discount Note | WF 26-39 | 08/07/25 | 07/06/26 | | 313385Y23 | 3.967 | | 36 | 11,000,000 | | | 10,956,865 | 10,958,145 | 0.87 |
| | FFCB | WF 26-28 | 08/05/25 | 06/05/26 | | 3133ERNE7 | 3.912 | | 66 | 2,000,000 | (43,135) | | 2,001,625 | 2,001,948 | 0.29 |
| | US Treasury Note | WF 26-11 | 08/05/25 | 08/15/26 | | 9128ZCHU8 | 3.873 | | 76 | 15,000,000 | | 15,203 | 15,015,203 | 15,016,020 | 2.53 |
| | US Treasury Note | WF 26-12 | 08/05/25 | 09/15/26 | | 9128ZCHY0 | 3.833 | | 107 | 10,000,000 | | 22,313 | 10,022,313 | 10,024,410 | 2.38 |
| | US Treasury Note | WF 26-45 | 08/08/25 | 11/30/26 | | 912828YU8 | 3.799 | | 183 | 10,000,000 | (104,948) | | 9,895,052 | 9,894,060 | 4.01 |
| | US Treasury Note | WF 26-13 | 08/05/25 | 12/15/26 | | 9128ZCJP7 | 3.748 | | 198 | 10,000,000 | | 32,633 | 10,032,633 | 10,031,640 | 4.40 |
| | FHLB | WF 26-52 | 02/20/26 | 01/28/27 | | 3130AQHS5 | 3.545 | | 242 | 20,000,000 | | | 19,762,000 | 19,733,340 | 10.60 |
| | US Treasury Note | WF 26-14 | 08/05/25 | 02/15/27 | | 9128ZCKA8 | 3.717 | | 260 | 10,000,000 | (238,000) | | 9,762,000 | 9,733,340 | 5.78 |
| | FFCB | WF 26-29 | 08/05/25 | 02/26/27 | | 3133ETJX6 | 3.760 | | 271 | 3,030,000 | | 27,818 | 3,035,172 | 3,033,015 | 1.82 |
| | US Treasury Note | WF 26-18 | 08/05/25 | 03/31/27 | | 9128ZCMV0 | 3.709 | | 304 | 10,000,000 | | 13,109 | 10,013,109 | 10,002,440 | 6.75 |
| | Federal Farm Credit Banks | WF 26-58 | 04/14/26 | 04/14/27 | | 3133EWL22 | 3.697 | | 318 | 10,000,000 | | 4,521 | 9,996,620 | 9,996,620 | 7.05 |
| | FHLB | WF 26-54 | 02/26/26 | 04/26/27 | | 3130B9NJ5 | 3.580 | | 330 | 20,000,000 | | | 20,000,000 | 19,946,740 | 14.63 |
| | US Treasury Note | WF 26-17 | 08/05/25 | 05/15/27 | | 9128ZCKR1 | 3.699 | | 349 | 10,000,000 | | 73,313 | 10,073,313 | 10,053,830 | 7.79 |
| | US Treasury Note | WF 26-46 | 08/08/25 | 06/15/27 | | 9128ZCKV2 | 3.711 | | 380 | 10,000,000 | | 90,921 | 10,090,921 | 10,071,690 | 8.50 |
| | FHLB | WF 26-55 | 02/26/26 | 07/26/27 | | 3130BNK22 | 3.610 | | 421 | 150,000,000 | | | 150,000,000 | 149,680,350 | 139.94 |
| | Farmer Mac | WF 26-53 | 02/26/26 | 08/26/27 | | 31428JBY2 | 3.625 | | 452 | 13,875,000 | | | 13,875,000 | 13,822,081 | 13.90 |
| | Subtotal | | | | | | 3,770 | | 202 | 335,905,000 | (393,395) | 287,776 | 335,796,381 | 335,270,678 | 231.70 |

**MANSFIELD INDEPENDENT SCHOOL DISTRICT
INVESTMENT POSITION DETAIL BY FUND AND TYPE**

05/31/26

5/31/2026

| Investment Type | Investment Asset | Trade Ticket # | Settlement Date | (Sorted by) Maturity Date | Callable Date | CUSIP | Yield to Maturity | Interest Paid on Pool Accounts for the Month | Days to Maturity | Par | Unamortized Discount | Unamortized Premium | Statement Balance (Book Balance on securities) | 5/31/26 | |
|----------------------------|--|----------------|-----------------|---------------------------|---------------|-----------|-------------------|--|------------------|-----------------------|-----------------------|---------------------|--|-----------------------|---------------------------|
| | | | | | | | | | | | | | | Market Value at | Weighted Average Maturity |
| Commercial Paper | | | | | | | | | | | | | | | |
| | Sumitomo Mitsui Trust NY | WF 26-49 | 02/24/26 | 07/20/26 | | 86563HGL8 | 3.705 | | 50 | 5,000,000 | (25,347) | | 4,974,653 | 4,972,645 | 0.55 |
| | Norddeutsche Landsbk NY | WF 26-50 | 02/20/26 | 10/19/26 | | 85558NKK3 | 3.773 | | 141 | 20,000,000 | (286,222) | | 19,713,778 | 19,692,120 | 6.16 |
| | MJFG Bank LTD/NY | WF 26-48 | 02/20/26 | 11/17/26 | | 62479MLH4 | 3.721 | | 170 | 10,000,000 | (169,939) | | 9,830,061 | 9,814,720 | 3.70 |
| | Credit Indust ET | WF 26-51 | 02/20/26 | 02/18/27 | | 22536MPJ1 | 3.693 | | 263 | 10,000,000 | (259,089) | | 9,740,911 | 9,711,010 | 5.68 |
| | Subtotal | | | | | | 3.723 | | 156 | 45,000,000 | (740,597) | - | 44,259,403 | 44,190,495 | 16.09 |
| Municipal Bond | | | | | | | | | | | | | | | |
| | Los Angeles Calif Uni Sch Dist | WF 26-30 | 08/06/25 | 07/01/27 | | 544647KX7 | 3.770 | | 396 | 10,340,000 | - | 65,513 | 10,405,513 | 10,390,046 | 9.13 |
| | Subtotal | | | | | | 3.770 | | 396 | 10,340,000 | - | 65,513 | 10,405,513 | 10,390,046 | 9.13 |
| Money Market | | | | | | | | | | | | | | | |
| | Wells Fargo Brokerage | | | | | | 3.540 | 138,927 | | 60,795,185 | - | | 60,795,185 | 60,795,185 | 1.00 |
| | Subtotal | | | | | | 3.540 | 138,927 | | 60,795,185 | - | | 60,795,185 | 60,795,185 | 1.00 |
| | Total Brokerage Held Securities Wells Fargo Brokerage | | | | | | 3.701 | 138,927 | 251 | 452,040,185 | (1,133,992) | 353,289 | 451,259,483 | 450,646,404 | 257.93 |
| | Grand Total Investment for Fund | | | | | | 3.724 | 139,193 | | 452,123,980 | (1,133,992) | 353,289 | 451,343,277 | 450,730,198 | |
| Child Nutrition | | | | | | | | | | | | | | | |
| DDA Checking | Frost Bank | | | | | | - | | 1 | 125,361 | | | 125,361 | 125,361 | |
| Investment Pool | LOGIC | | | | | | 3.748 | 6 | 1 | 1,844 | | | 1,844 | 1,844 | |
| Investment Pool | TexSTAR | | | | | | 3.597 | 11 | 1 | 3,555 | | | 3,555 | 3,555 | |
| | Subtotal | | | | | | 3.672 | 17 | 1 | 5,399 | - | - | 5,399 | 5,399 | |
| | Grand Total Investment for Fund | | | | | | 3.672 | 17 | 1 | 130,760 | - | - | 130,760 | 130,760 | |
| Glenn Harmon Agency | | | | | | | | | | | | | | | |
| Investment Pool | LOGIC | | | | | | 3.748 | 278 | 1 | 87,745 | | | 87,745 | 87,745 | |
| | Subtotal | | | | | | 3.748 | 278 | 1 | 87,745 | - | - | 87,745 | 87,745 | |
| | Grand Total Investment for Fund | | | | | | 3.748 | 278 | 1 | 87,745 | - | - | 87,745 | 87,745 | |
| | Grand Total Investments ALL Funds | | | | | | 3.120 | \$ 618,273 | | \$ 645,794,448 | \$ (1,329,051) | \$ 353,289 | \$ 644,818,686 | \$ 644,193,274 | |



**Board of School Trustees
Mansfield Independent School District**

TITLE: Property Tax Collections

DATE: June 23, 2026

INFORMATION

BACKGROUND:

The Tarrant County Tax Office collects property taxes on behalf of the District for the general fund and the debt service fund. The attached Schedule of Delinquent Taxes Receivable includes tax collections for the current fiscal year as of May 31, 2026.

Total current and delinquent collections as of May 31, 2026, total \$229,805,636.

For comparison, current collections as of May 31, 2026, total \$228,769,336 compared to \$237,739,321 through May 31, 2025.

MANSFIELD INDEPENDENT SCHOOL DISTRICT
SCHEDULE OF DELINQUENT TAXES RECEIVABLE
FISCAL YEAR ENDED JUNE 30, 2026

| Last Ten Years | | (1) | | (2) | (3) | (10) | (20) | (31) | (32) | (40) | (50) |
|----------------|---------------------------|-------------|--------------|--|----------------------------------|---------------------------------|----------------------------|-----------------------------|---------------------------------|--------------------------------|------|
| | | Tax Rates | | Assessed/Appraised Value for School Tax Purposes | Beginning Balance 7/1/2025 | Current Year's Total Levy | Maintenance Collections | Debt Service Collections | Entire Year's Adjustments | Ending Balance 6/30/2026 | |
| | | Maintenance | Debt Service | | | | | | | | |
| 2017 | and prior years | Various | Various | Various | 1,454,157 | - | \$ 16,187 | \$ 7,315 | \$ (70,078) | \$ 1,360,577 | |
| 2018 | | 1.0400 | 0.5000 | 12,548,024,977 | 178,745 | - | 3,534 | 1,597 | (15) | 173,599 | |
| 2019 | | 1.0400 | 0.5000 | 13,939,141,882 | 221,215 | - | 3,006 | 1,445 | (15) | 216,749 | |
| 2020 | | 0.9700 | 0.4900 | 15,410,617,919 | 310,738 | - | 3,841 | 1,847 | (12) | 305,038 | |
| 2021 | | 0.9564 | 0.4900 | 15,567,029,316 | 302,395 | - | 8,899 | 4,495 | (267) | 288,734 | |
| 2022 | | 1.0583 | 0.3600 | 17,221,953,433 | 339,580 | - | 14,274 | 7,313 | (2,500) | 315,493 | |
| 2023 | | 0.9746 | 0.3600 | 19,222,924,840 | 540,238 | - | 83,480 | 28,397 | 31,839 | 460,200 | |
| 2024 | | 0.7892 | 0.3600 | 21,009,872,148 | 677,361 | - | (224,218) | (82,822) | (433,207) | 551,194 | |
| 2025 | | 0.7869 | 0.3600 | 22,638,940,565 | 3,057,166 | | 795,044 | 362,666 | (1,277,190) | 622,266 | |
| 2026 | (School year under audit) | 0.7869 | 0.3600 | 22,004,885,002 | - | 244,322,506 | 156,961,017 | 71,808,319 | (9,646,210) | 5,906,960 | |
| 1000 | TOTALS | | | | <u>\$ 7,081,596</u> | <u>\$ 244,322,506</u> | <u>\$ 157,665,064</u> | <u>\$ 72,140,572</u> | <u>\$ (11,397,655)</u> | <u>\$ 10,200,810</u> | |

June 2026 District Dashboard Summary Report

| 1. Vision 2030 | | | |
|--|--------|-----------------------|---------------|
| Dashboard Measure | Status | Mid-Course Correction | Report Page # |
| 1.1 % Reading on Level at the Beginning of 3rd Grade | | | 3-7 |
| 1.2 % of Students Mastering Algebra 2 | | | 8-9 |
| 1.3 % of Students Graduating Life Ready | | | 10 |
| 2. Curriculum and Instruction | | | |
| Dashboard Measure | Status | Mid-Course Correction | Report Page # |
| 2.1 % of 4th/6th/8th Grade on or Above Level Per MAP Reading | | | 11-12 |
| 2.2 % of 4th/6th/8th Grade on or Above Level Per MAP Math | | | 13-14 |
| 2.3 % Completing Student Scorecard | | | 15-18 |
| 3. Student Services | | | |
| Dashboard Measure | Status | Mid-Course Correction | Report Page # |
| 3.1 % of Students in Extra/Co-Curricular Activities | | | 19-20 |
| 3.2 Student Survey - % Satisfied | | | 21 |
| 3.3 % of Out of Placement (ISS/OSS/DAEP) | | | 22-23 |
| 4. Technology | | | |
| Dashboard Measure | Status | Mid-Course Correction | Report Page # |
| 4.1 % Critical Systems Scheduled Uptime | | | 24-25 |
| 5. Human Resources | | | |
| Dashboard Measure | Status | Mid-Course Correction | Report Page # |
| 5.3.1 Staff Survey - % Satisfied | | | 26-27 |
| 5.3.3 Quarterly HR training for Principals/ Directors | | | 28 |
| 6. Communications and Marketing | | | |
| Dashboard Measure | Status | Mid-Course Correction | Report Page # |
| 6.1 # of MISD Positive Publicity Media Hits | | | 29-31 |
| 6.2 Ace Summer Reading and Math Progress % | | | 32 |
| 6.3 Revenue Generated | | | 33-36 |
| 7. Facilities and Operations | | | |
| Dashboard Measure | Status | Mid-Course Correction | Report Page # |
| No Scheduled Reports | | | |
| 8. Business Services | | | |
| Dashboard Measure | Status | Mid-Course Correction | Report Page # |
| 8.3 Trainings Provided to District Personnel | | | 37-38 |
| 9. Safety and Security | | | |
| Dashboard Measure | Status | Mid-Course Correction | Report Page # |
| 9.1 % Police Presentations Per Month | | | 39-40 |
| 9.2 % of District Physical Security Audits | | | 41 |

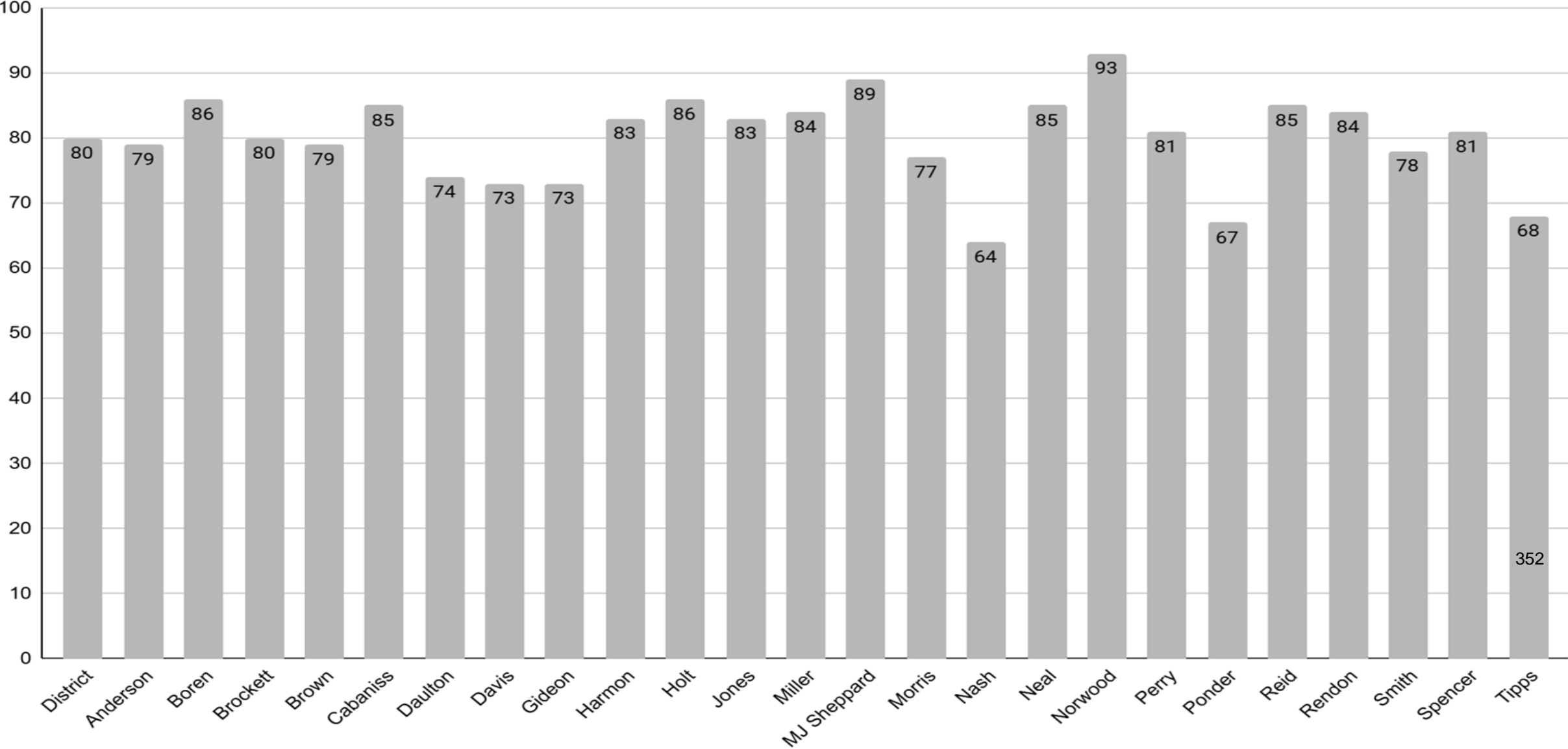
Above Goal
 At Goal
 Near Goal
 Below Goal

EC Accountability

June 2026

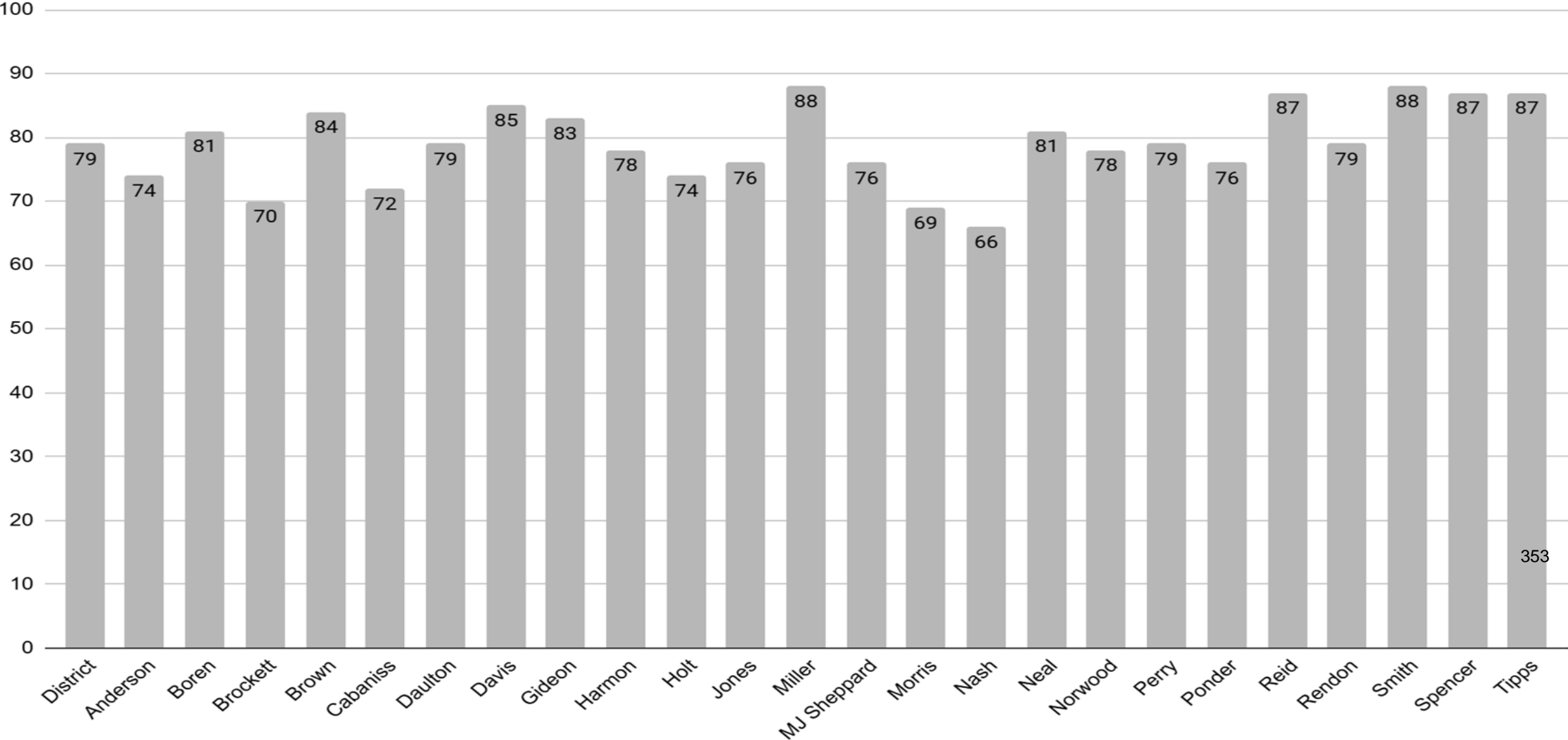
| Department | Key Strategic Measures | | | | | | | | | | Data Collected, Managed, and Reported by | | | |
|--|---|-------|------|------|------|------|------|------|------|-----|--|------|------|--|
| Vision 2030 Guiding Statements | 1.1% Reading on level at the beginning of 3rd grade 1.2 % of students mastering Algebra 2 1.3 % of students graduating Life Ready 1.4 % of students graduating College and/or Career Ready | | | | | | | | | | Mr. Fernando Benavides Dr. Winston McCowan Dr. Tameka Patton Mrs. Kristi Cobb Dr. Marcus Brannon Mrs. Mendy Gregory | | | |
| Leading Indicator Measure | Reported by | Sept. | Oct. | Nov. | Dec. | Jan. | Feb. | Mar. | Apr. | May | June | July | Aug. | |
| 1.1 % Reading on level at the beginning of 3rd grade | Mr. Benavides | | X | | | | X | | | | X | | | |
| 1.2 % of students mastering Algebra 2 | Mr. Benavides | | | X | | X | | X | | X | X | | | |
| 1.3 % of students graduating Life Ready | Mr. Benavides | | | | | | | | | | X | | | |
| 1.4 % of students graduating College and/or Career Ready | Dr. McCowan | | | | | X | | | | | | | X | |

Guiding Statement #1 – Kindergarten EOY mCLASS



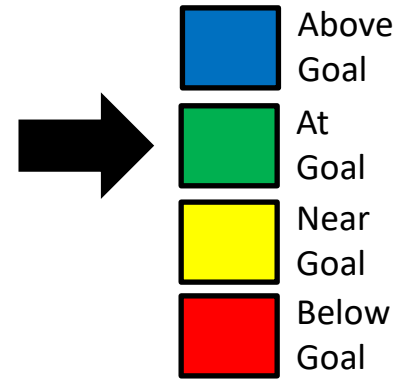
% of Students Reading On/ Above Grade Level

Guiding Statement #1 – 1st Grade EOY mCLASS

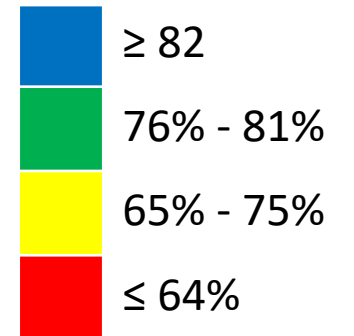


% of Students Reading On/ Above Grade Level

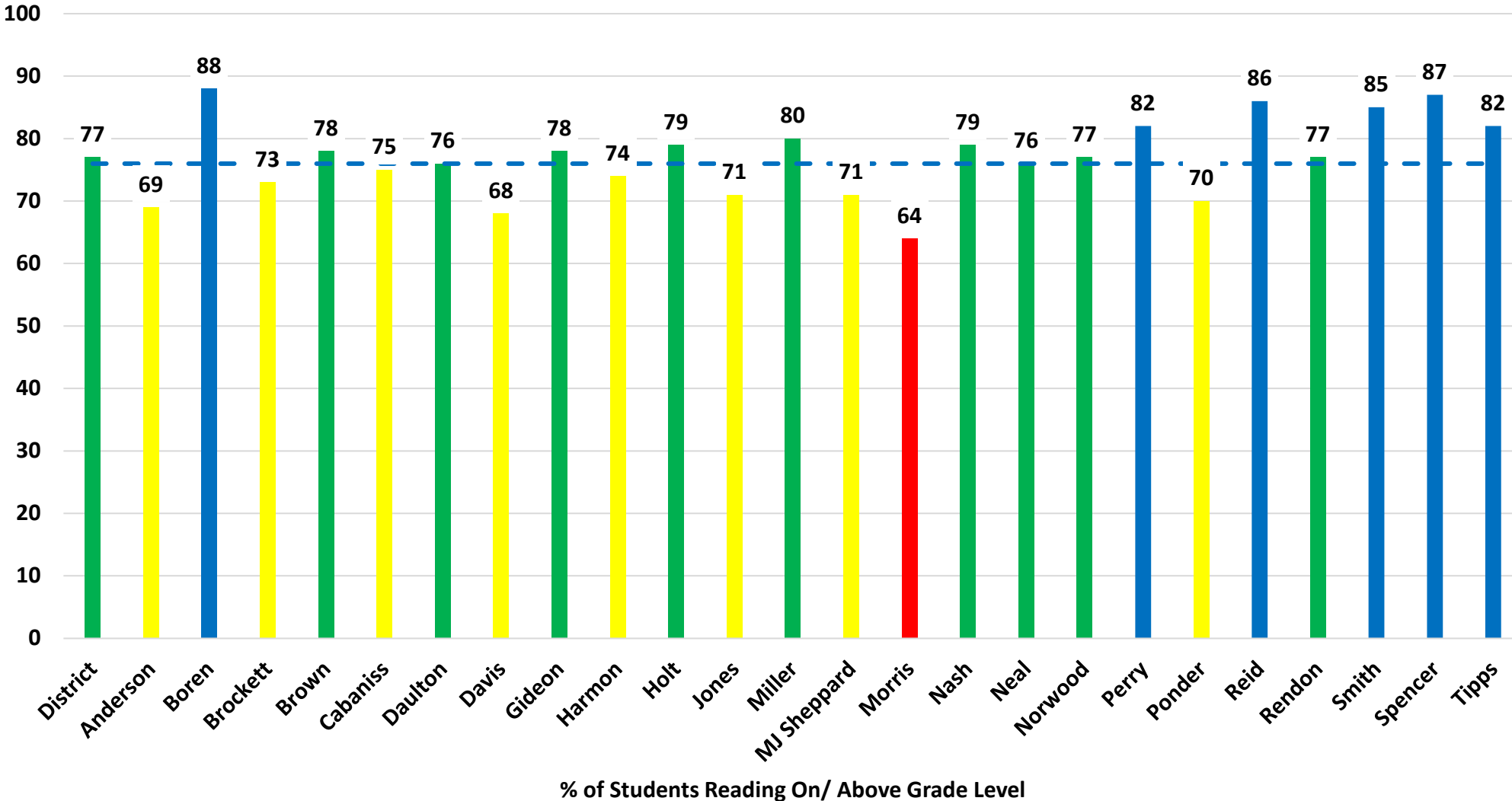
1.1 % Reading on Level at the Beginning of 3rd Grade – 2nd Grade EOY mCLASS



Status for this Measure

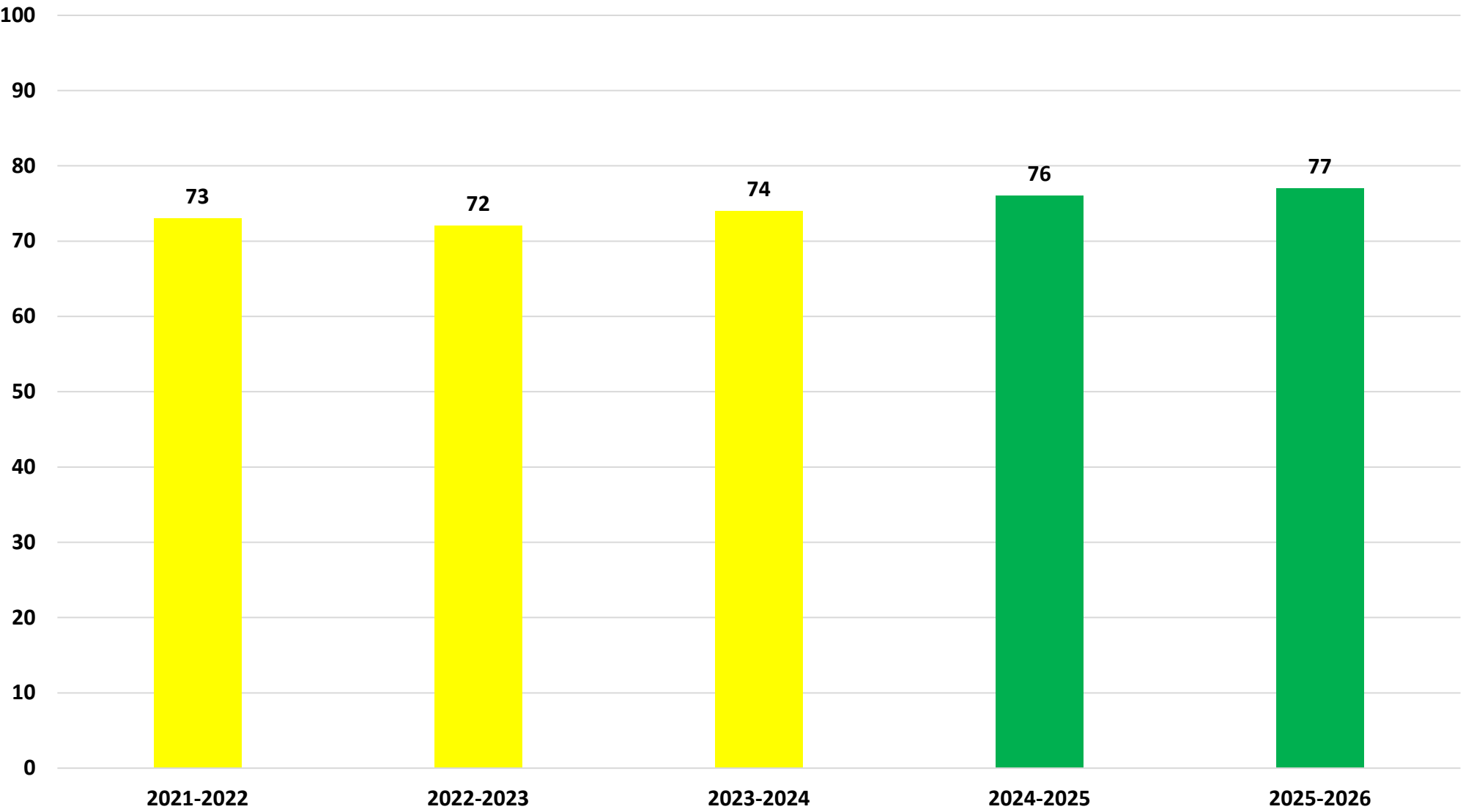


354



1.1 % Reading on Level at the Beginning of 3rd Grade – 2nd Grade EOY Amplify mCLASS

- Above Goal
- At Goal
- Near Goal
- Below Goal



Status for this Measure

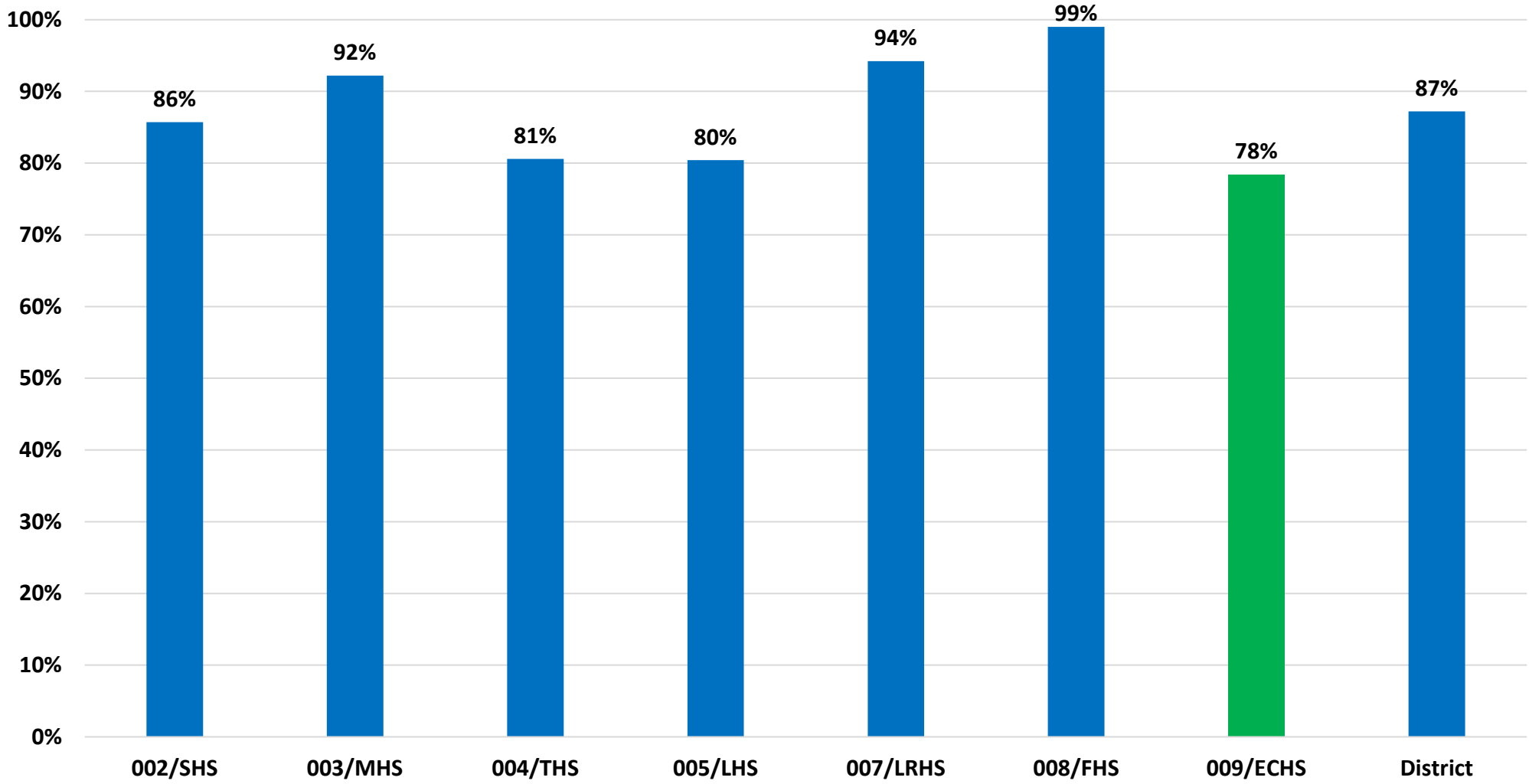
- ≥ 82
- 76% - 81%
- 65% - 75%
- $\leq 64\%$

355

1.2 % of Students Mastering Algebra 2

- Above Goal
- At Goal
- Near Goal
- Below Goal

6th Six Weeks



Status for this Measure

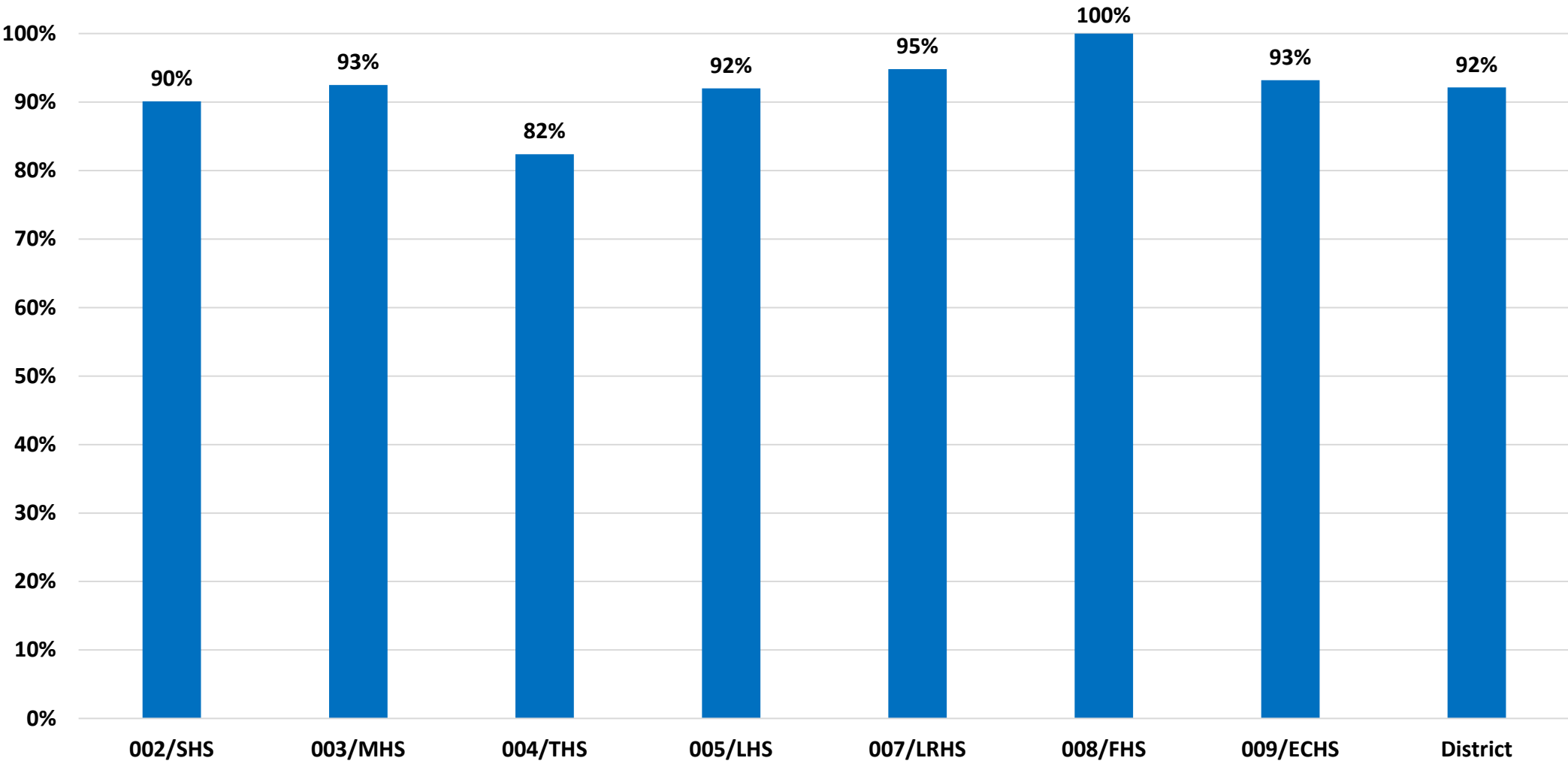
- $\geq 80\%$
- 69% - 79%
- 58% - 68%
- $\leq 57\%$

356

1.2 % of Students Mastering Algebra 2

Above Goal
At Goal
Near Goal
Below Goal

Second Semester

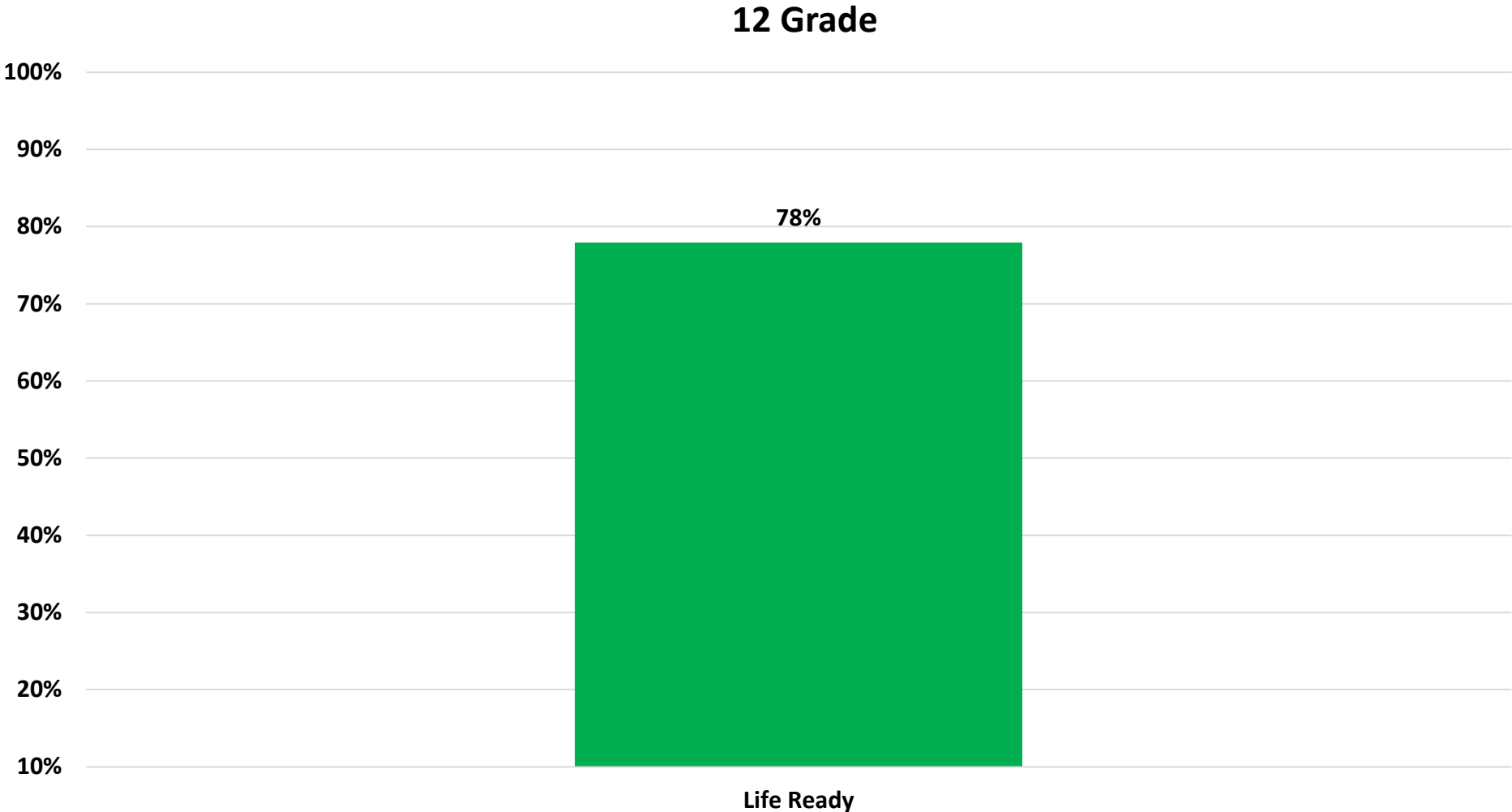


Status for this Measure

| | |
|--------|-------------|
| Blue | $\geq 80\%$ |
| Green | 69% - 79% |
| Yellow | 58% - 68% |
| Red | $\leq 57\%$ |

357

1.3 % of Students Graduating Life Ready



A legend on the right side of the chart. It features a large black arrow pointing to the right. To the right of the arrow are four colored boxes with corresponding labels: a blue box for "Above Goal", a green box for "At Goal", a yellow box for "Near Goal", and a red box for "Below Goal".

Status for this Measure

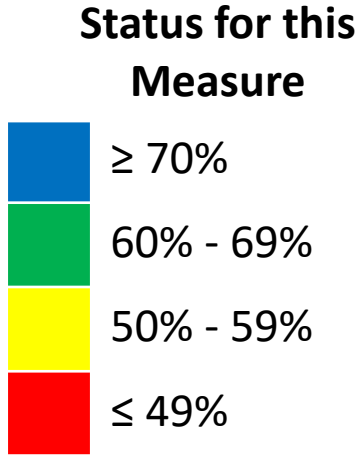
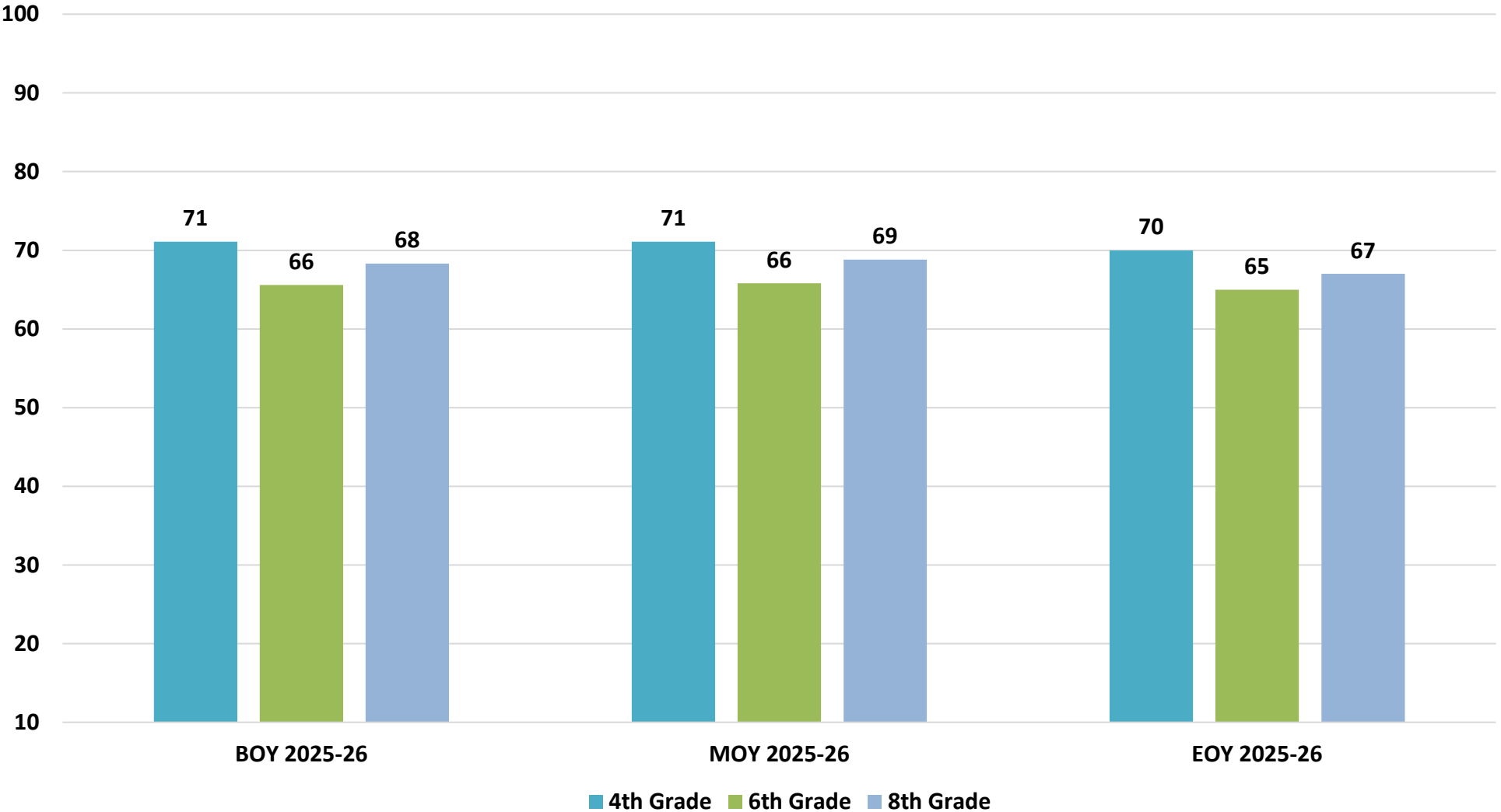
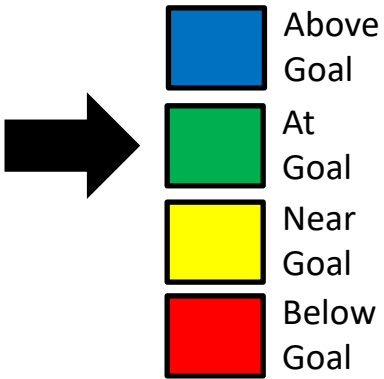
| | |
|--------|-------------|
| Blue | $\geq 81\%$ |
| Green | 70% - 80% |
| Yellow | 50% - 69% |
| Red | ≤ 49 |

358

Data Source: Edugence as of 06/08/25

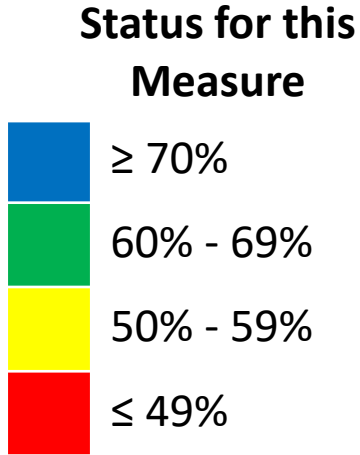
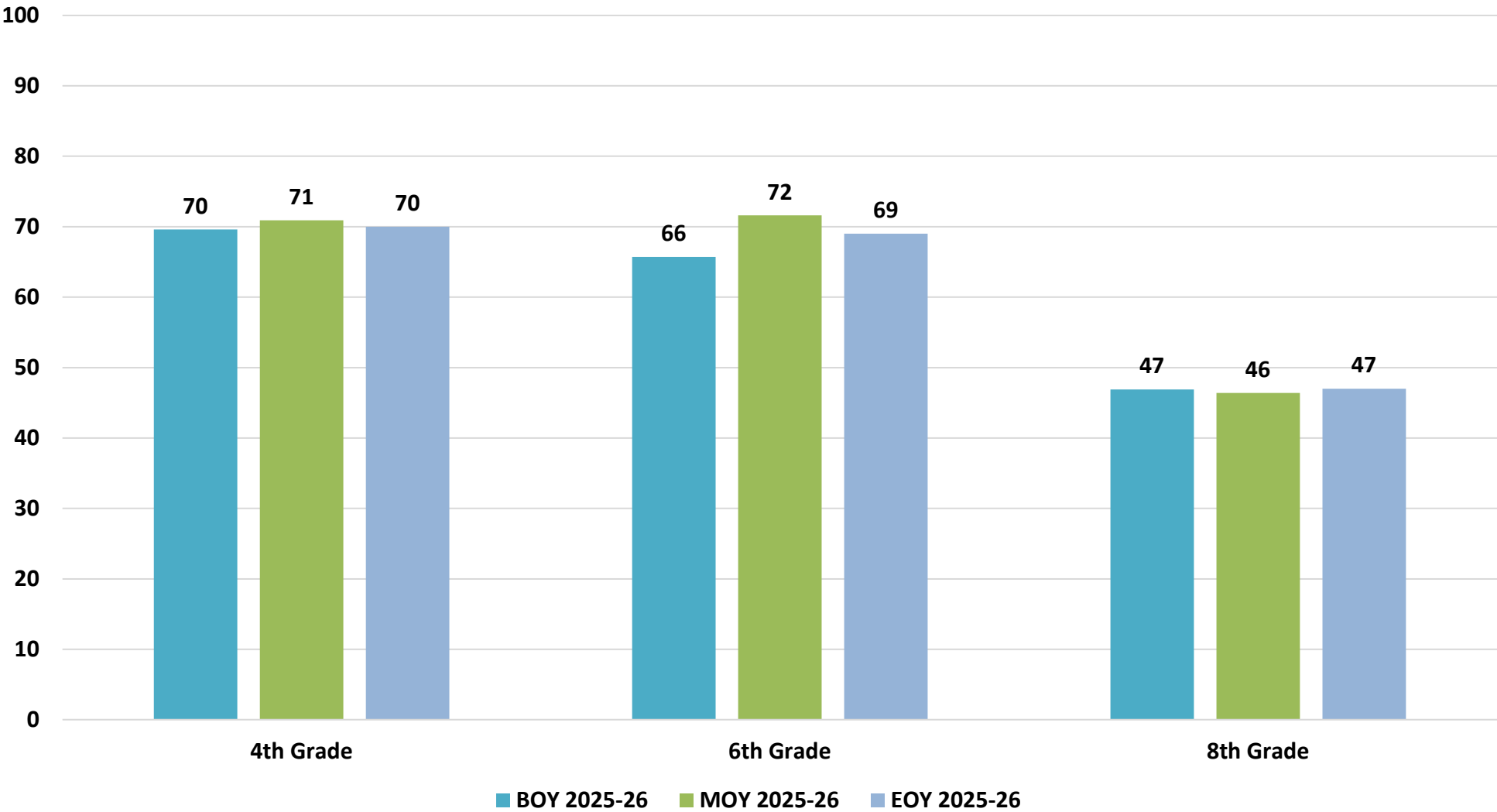
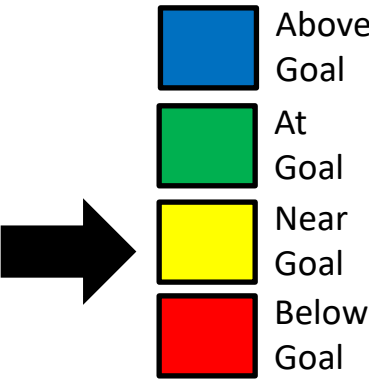
| Department | Key Strategic Measures | | | | | | | | | | Data Collected, Managed, and Reported by | | | |
|---|---|-------|------|------|------|------|------|------|------|-----|--|------|------|--|
| Curriculum and Instruction – Focus on Student Academic Success | 2.1 % of 4th/6th/8th grade on or above level per MAP Reading 2.2 % of 4th/6th/8th grade on or above level per MAP Math 2.3 % Completing Student Scorecard | | | | | | | | | | Mr. Fernando Benavides Dr. Winston McCowan Dr. Tameka Patton Mrs. Kristi Cobb Dr. Marcus Brannon Mrs. Mendy Gregory | | | |
| Leading Indicator Measure | Reported by | Sept. | Oct. | Nov. | Dec. | Jan. | Feb. | Mar. | Apr. | May | June | July | Aug. | |
| 2.1 % of 4th/6th/8th grade on or above level per MAP Reading | Mr. Benavides | | X | | | | X | | | | X | | | |
| 2.2 % of 4th/6th/8th grade on or above level per MAP Math | Mr. Benavides | | X | | | | X | | | | X | | | |
| 2.3 % Completing Student Scorecard | Mr. Benavides | | | | | | | | | | X | | | |

2.1 % of 4th /6th /8th Grade on or Above Level Per MAP Reading



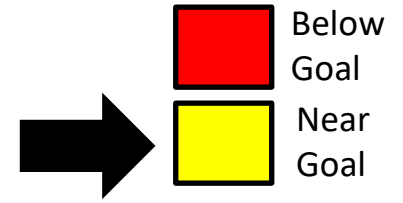
360

2.2 % of 4th /6th /8th Grade on or Above Level Per MAP Math



361

2.2 % of 4th /6th /8th Grade on or Above Level Per MAP Math



- What is the problem?
 - 8th grade data appears to be below the goal.
- Impact statement of the problem
 - 8th grade Algebra I data is missing from the evaluation and skews the data. 33% of 8th graders are in an above grade level course.
 - Howard data is a significant outlier compared to other campuses in both 8th grade and Algebra I.
- Action to be taken
 - [Analyze the data with Algebra I students included.](#)
 - Request assessment to consider an additional calculation of data that combines Algebra I and 8th grade MAP data for at or above grade level mean in future reports.
 - Provide continued support to both math teachers and leadership at Howard to impact next year's student achievement
 - Ensure SHS Algebra I and Geometry has information regarding EOY MAP data to support planning and supports for student in the 26-27 school year.
- When will you give your team and executive council an update?
 - Final report for the year

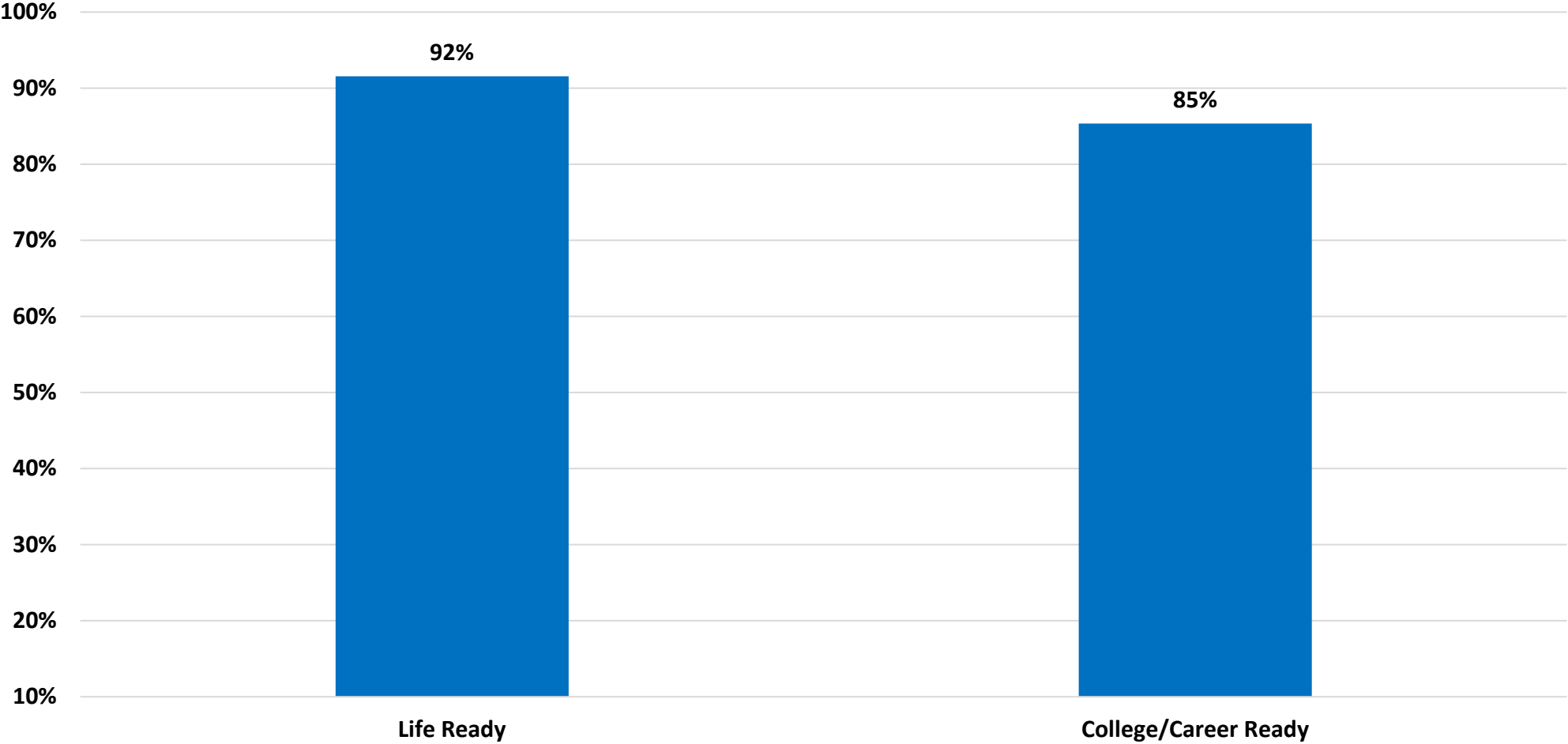
362

2.3 % Completing Student Scorecard

➔

- Above Goal
- At Goal
- Near Goal
- Below Goal

4th Grade



Status for this Measure

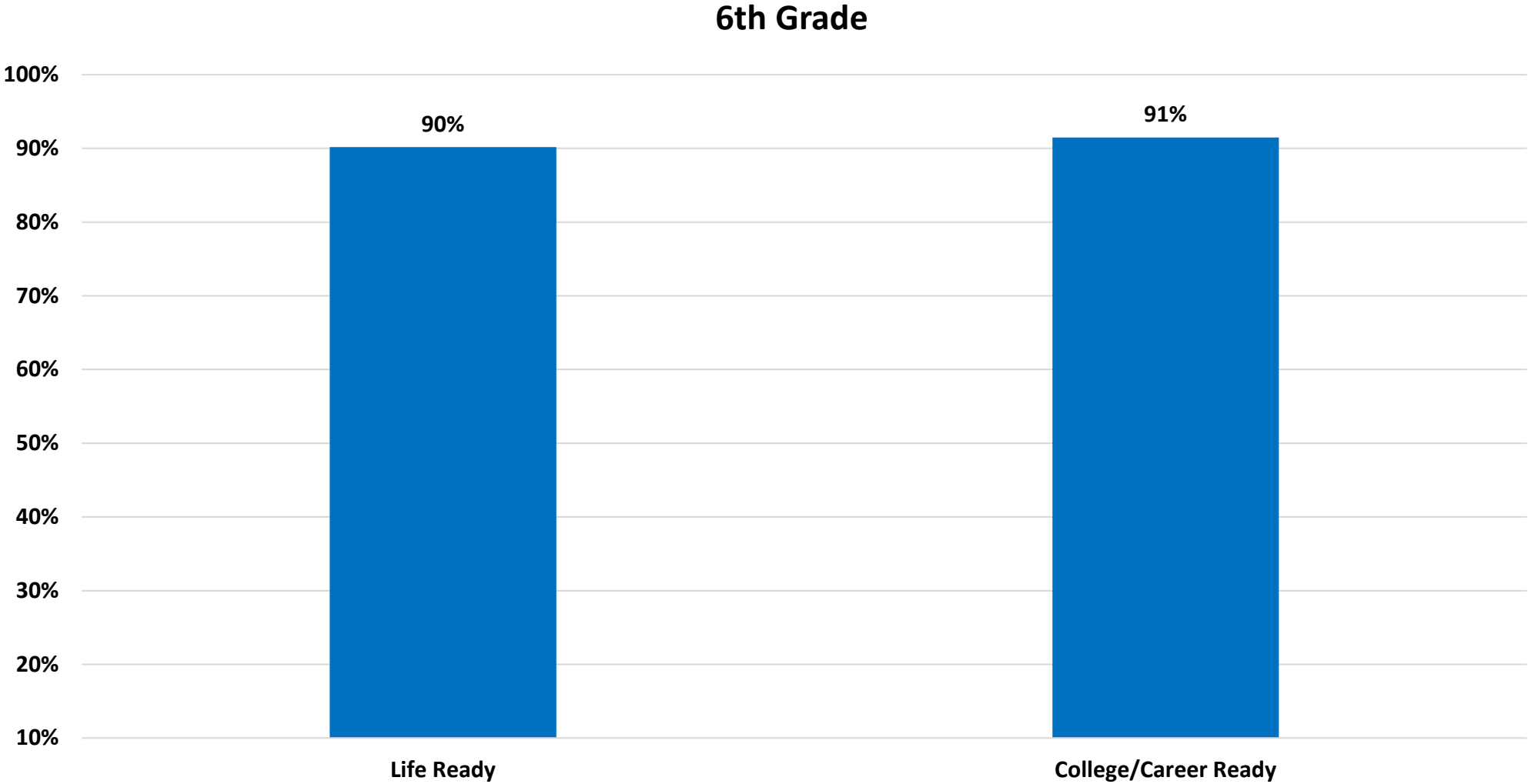
- ≥ 81
- 70% - 80%
- 50% - 69%
- ≤ 49%

363

Data Source: Edugence as of 06/08/25

2.3 % Completing Student Scorecard

Above Goal
At Goal
Near Goal
Below Goal



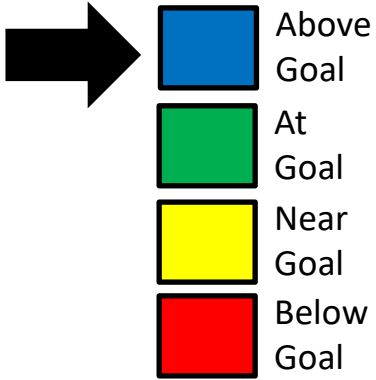
Status for this Measure

| | |
|--------|-------------|
| Blue | ≥ 81 |
| Green | 70% - 80% |
| Yellow | 50% - 69% |
| Red | $\leq 49\%$ |

364

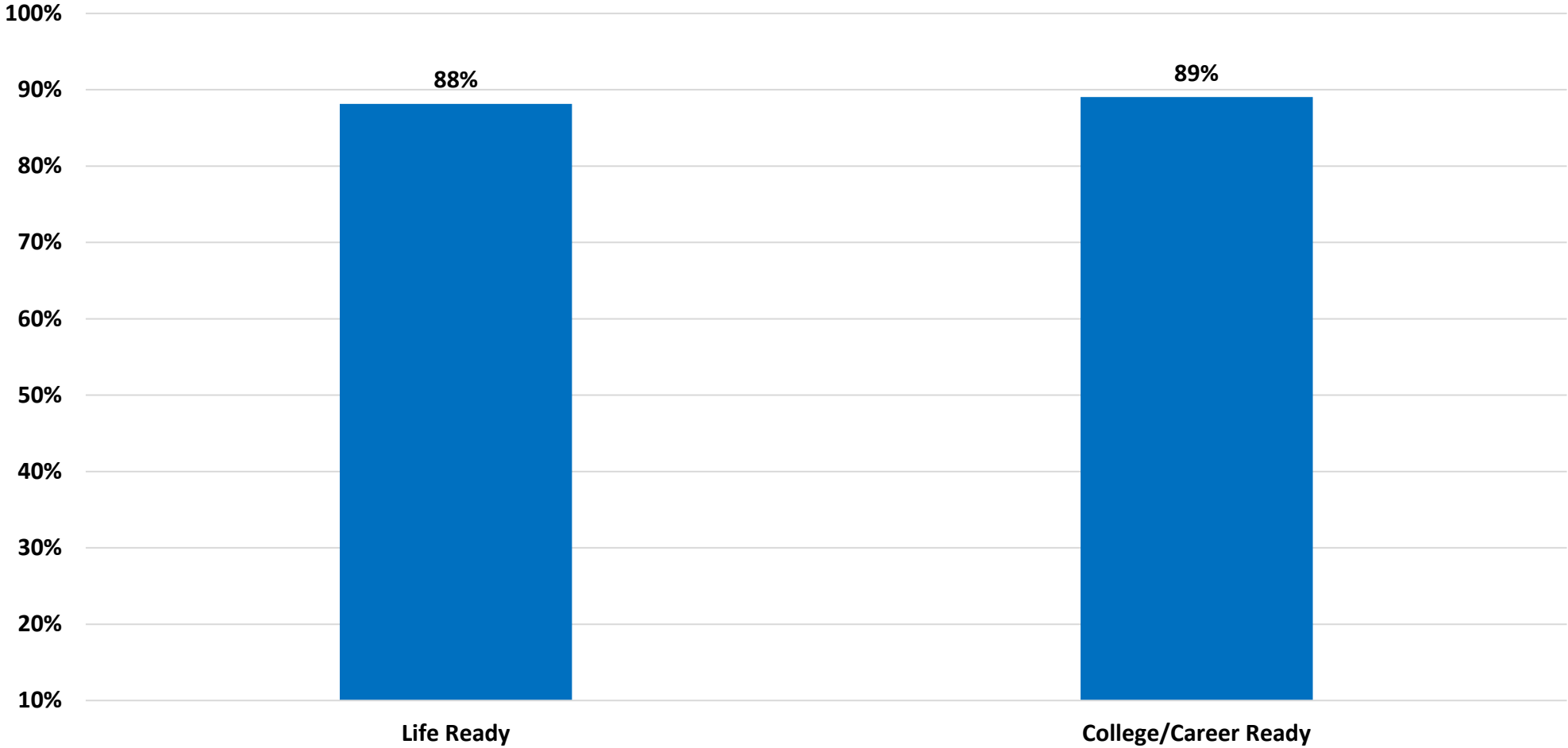
Data Source: Edugence as of 06/08/25

2.3 % Completing Student Scorecard

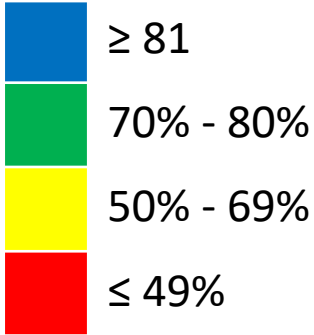


Above Goal
At Goal
Near Goal
Below Goal

8th Grade



Status for this Measure

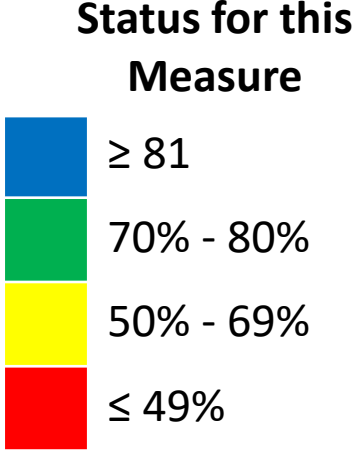
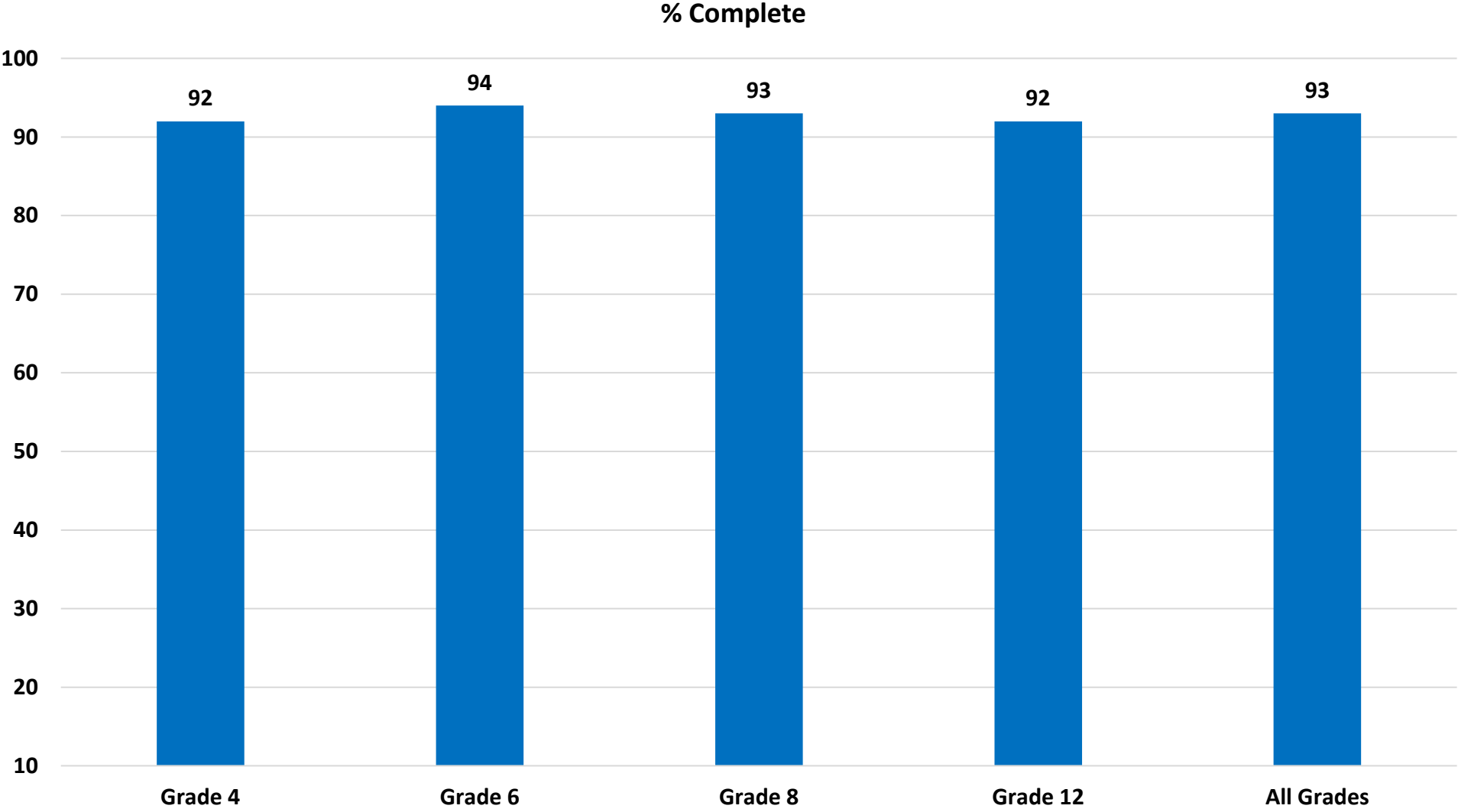
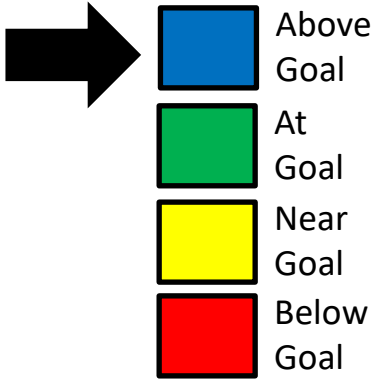


≥ 81
70% - 80%
50% - 69%
≤ 49%

365

Data Source: Edugence as of 06/08/25

2.3 % Completing Student Scorecard - Overall

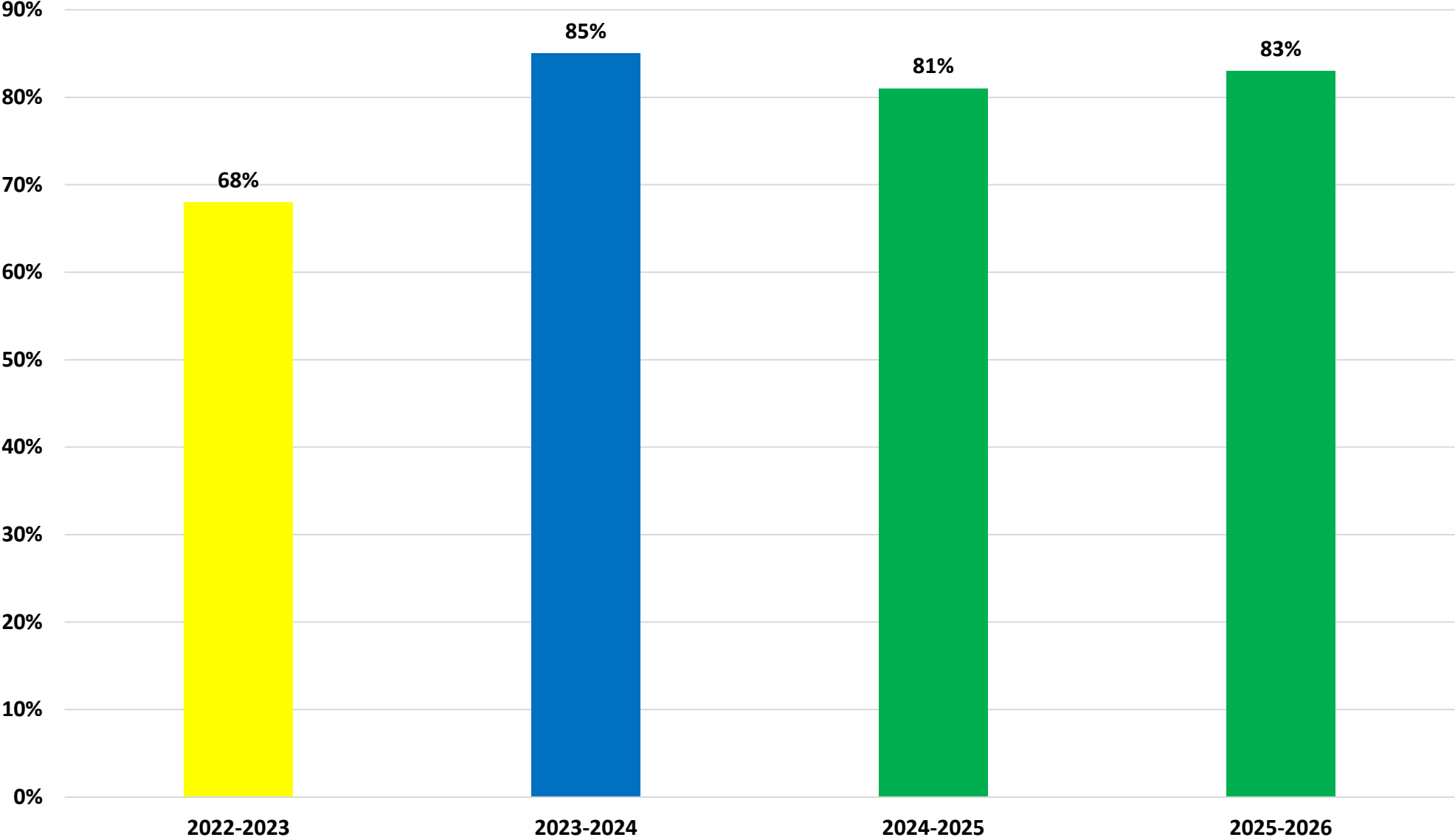
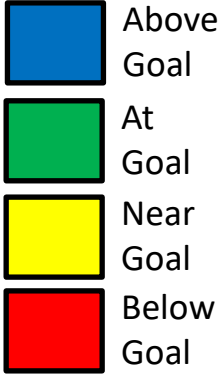



366

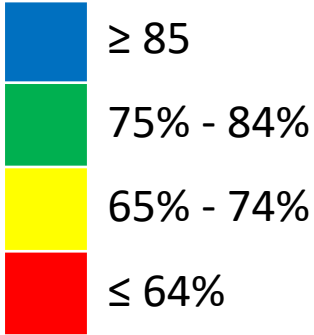
Data Source: Edugence as of 06/08/25

| Department | Key Strategic Measures | | | | | | | | | Data Collected, Managed, and Reported by | | | |
|---|---|-------|------|------|------|------|------|------|------|--|------|------|------|
| Student Services – Focus on Student Success/Engagement | 3.1 % of Students in Extra/Co-curricular Activities 3.2 Student Survey - % Satisfied 3.3 % of Out of Placement (ISS/OSS/DAEP) | | | | | | | | | Mr. David Wright Dr. Georgie Swize | | | |
| Leading Indicator Measure | Reported by | Sept. | Oct. | Nov. | Dec. | Jan. | Feb. | Mar. | Apr. | May | June | July | Aug. |
| 3.1 % of Students in Extra/Co-curricular Activities | Dr. Swize | | | | | | | | | | X | | |
| 3.2 Student Survey - % Satisfied | Mr. Wright | | | | | | | X | | | X | | |
| 3.3 % of Out of Placement (ISS/OSS/DAEP) | Dr. Swize | | | X | | X | | | X | | X | | |

3.1 % of Students in Extra/Co-Curricular Activities

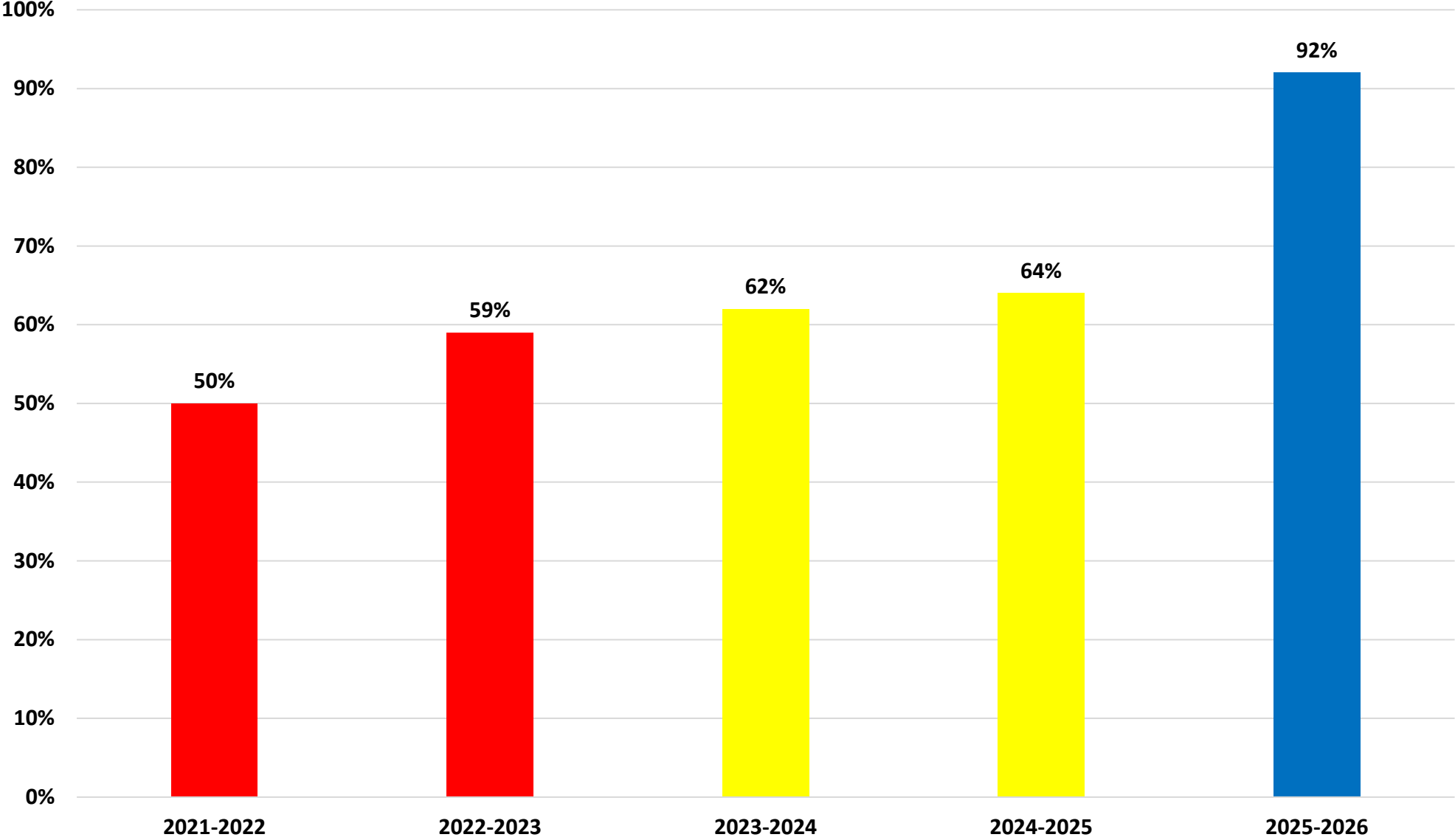


Status for this Measure



368

3.2 Student Survey - % Satisfied



➔

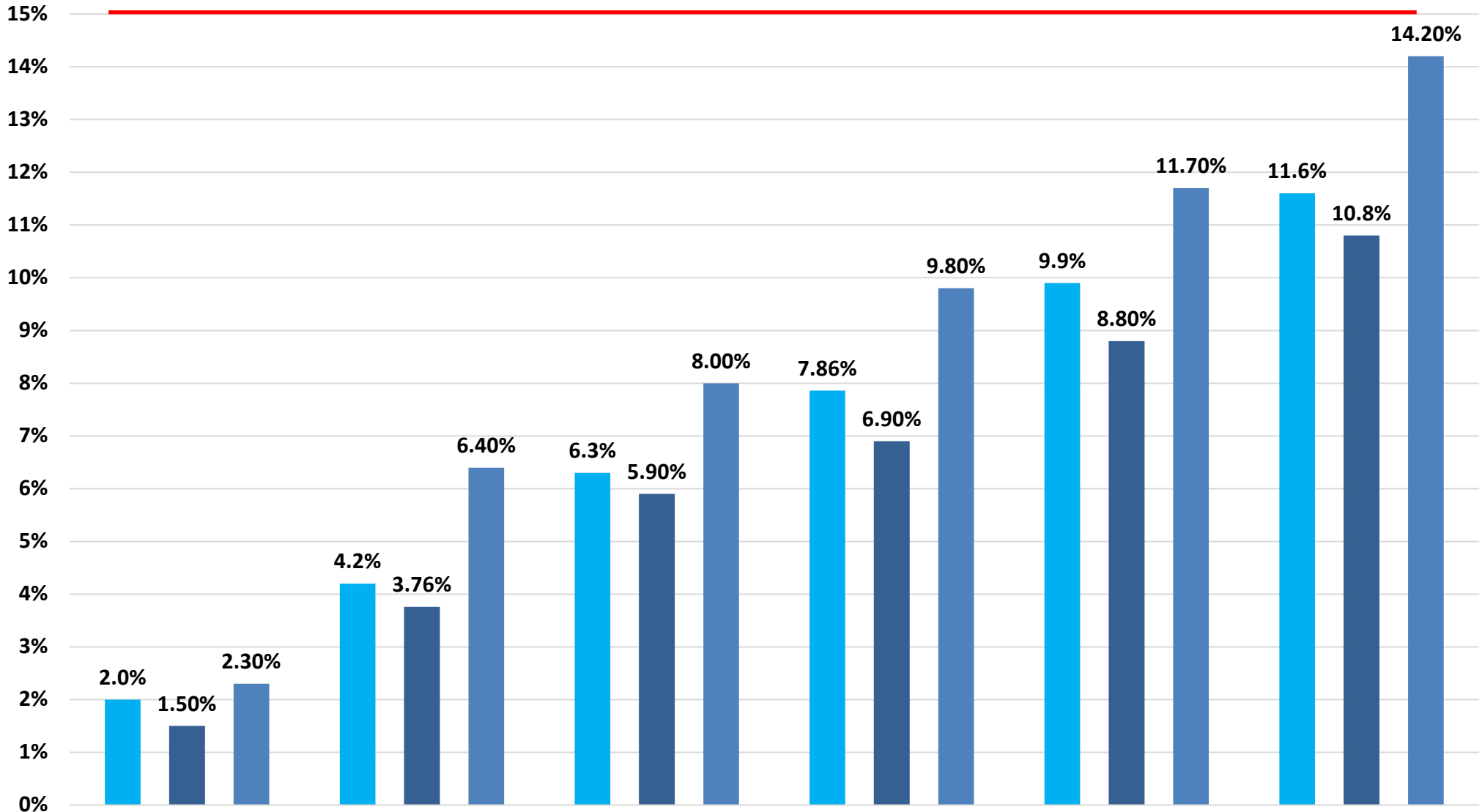
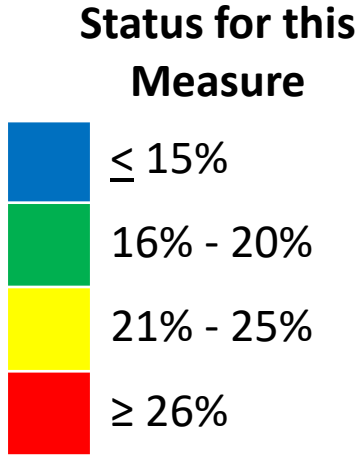
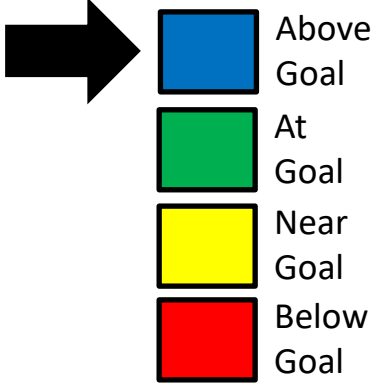
- Above Goal (Blue)
- At Goal (Green)
- Near Goal (Yellow)
- Below Goal (Red)

Status for this Measure

- ≥ 85% (Blue)
- 71% - 84% (Green)
- 61% - 70% (Yellow)
- ≤ 60% (Red)

369

3.3 % of Out of Placement (ISS/OSS/DAEP)

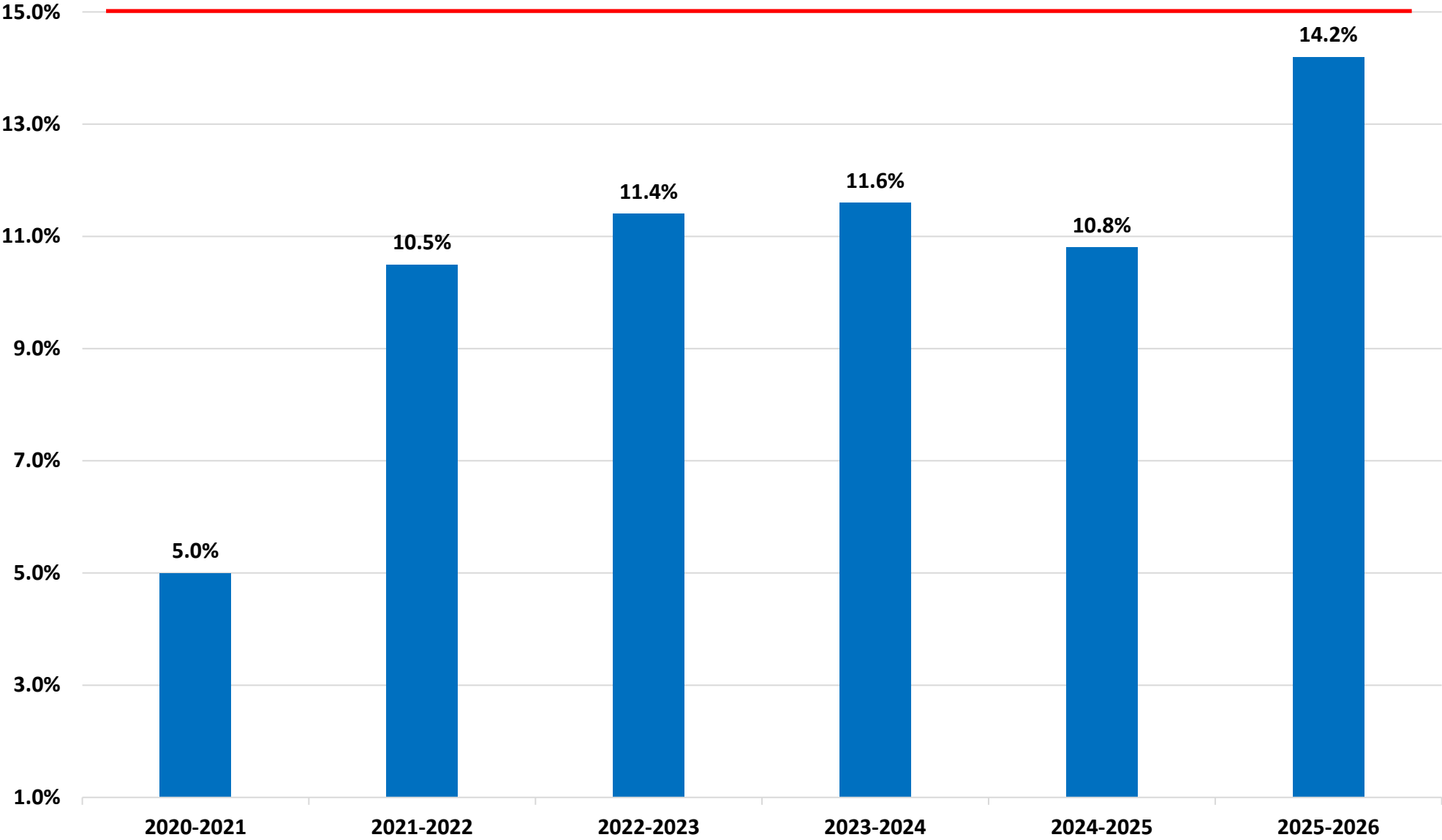


■ % of Students Out of Placement 23-24
 ■ % of Student Out of Placement 24-25
 ■ % of Student Out of Placement 25-26

370

3.3 % of Out of Placement (ISS/OSS/DAEP)

Above Goal
At Goal
Near Goal
Below Goal



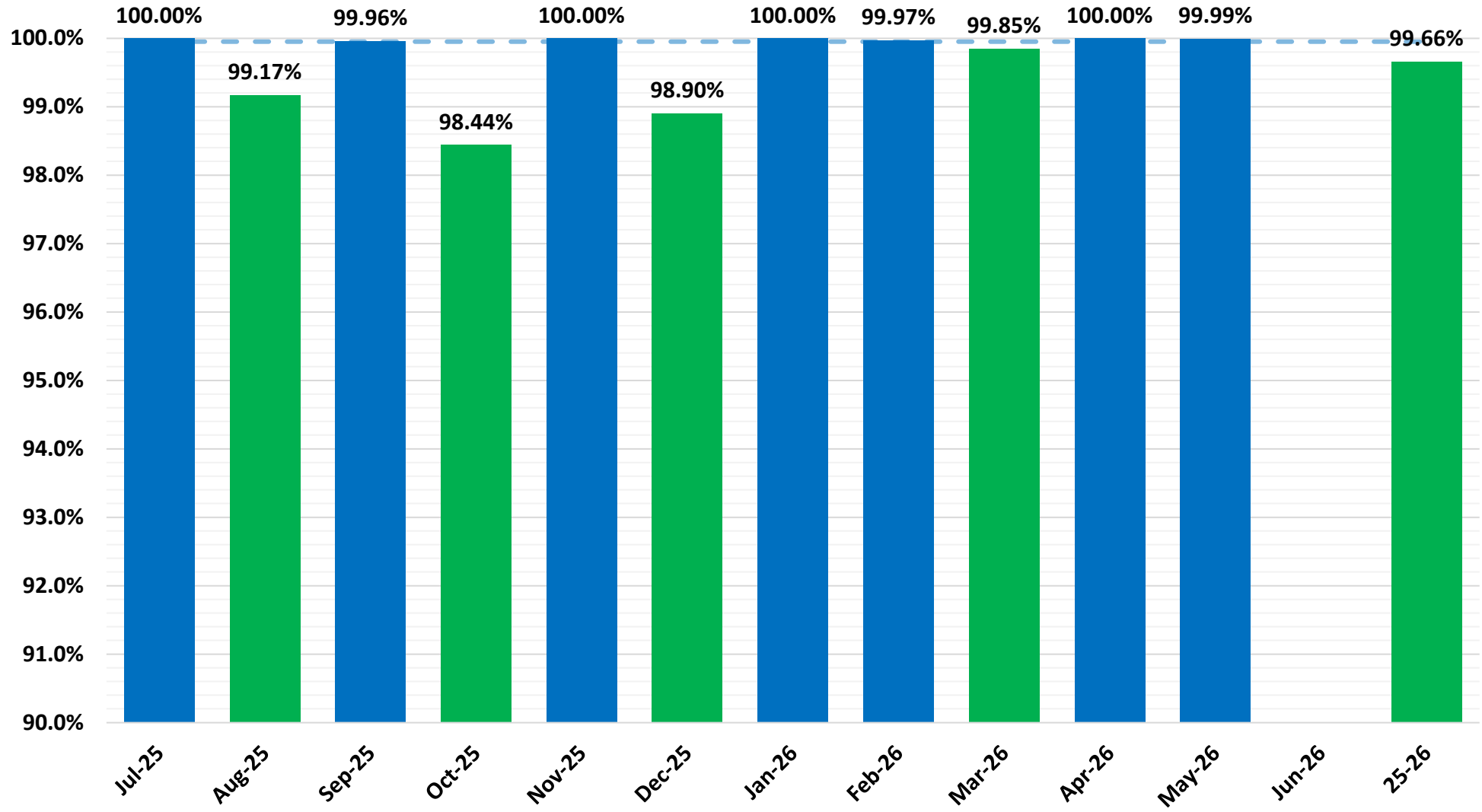
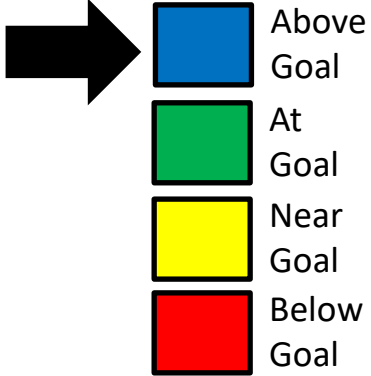
Status for this Measure

≤ 15%
16% - 20%
21% - 25%
≥ 26%

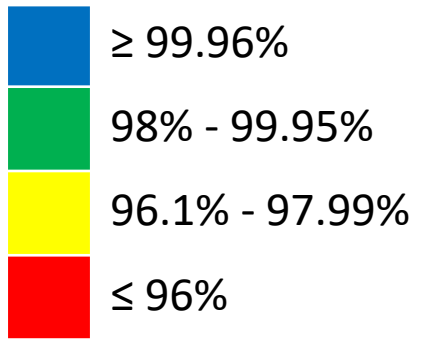
371

| Department | Key Strategic Measures | | | | | | | | | Data Collected, Managed, and Reported by | | | |
|---|--|-------|------|------|------|------|------|------|------|--|------|------|------|
| Technology – Focus on Excellence and Equity in Technology | 4.1 % of Critical Systems Scheduled Uptime 4.2 % of Work Orders Completed within 7 Business Days 4.3 Cybersecurity: Uncompromised End-Points | | | | | | | | | Mrs. Shawntee' Cowan | | | |
| Leading Indicator Measure | Reported by | Sept. | Oct. | Nov. | Dec. | Jan. | Feb. | Mar. | Apr. | May | June | July | Aug. |
| 4.1 % of Critical Systems Scheduled Uptime | Mrs. Cowan | X | X | X | X | X | X | X | X | X | X | X | X |
| 4.2 % of Work Orders Completed within 7 Business Days | Mrs. Cowan | X | | X | | X | | X | | X | | X | X |
| 4.3 Cybersecurity: Uncompromised End-Points | Mrs. Cowan | X | | X | | X | | X | | X | | X | X |

4.1 % Critical Systems Scheduled Uptime



Status for this Measure



Goal: $\geq 99.95\%$

373

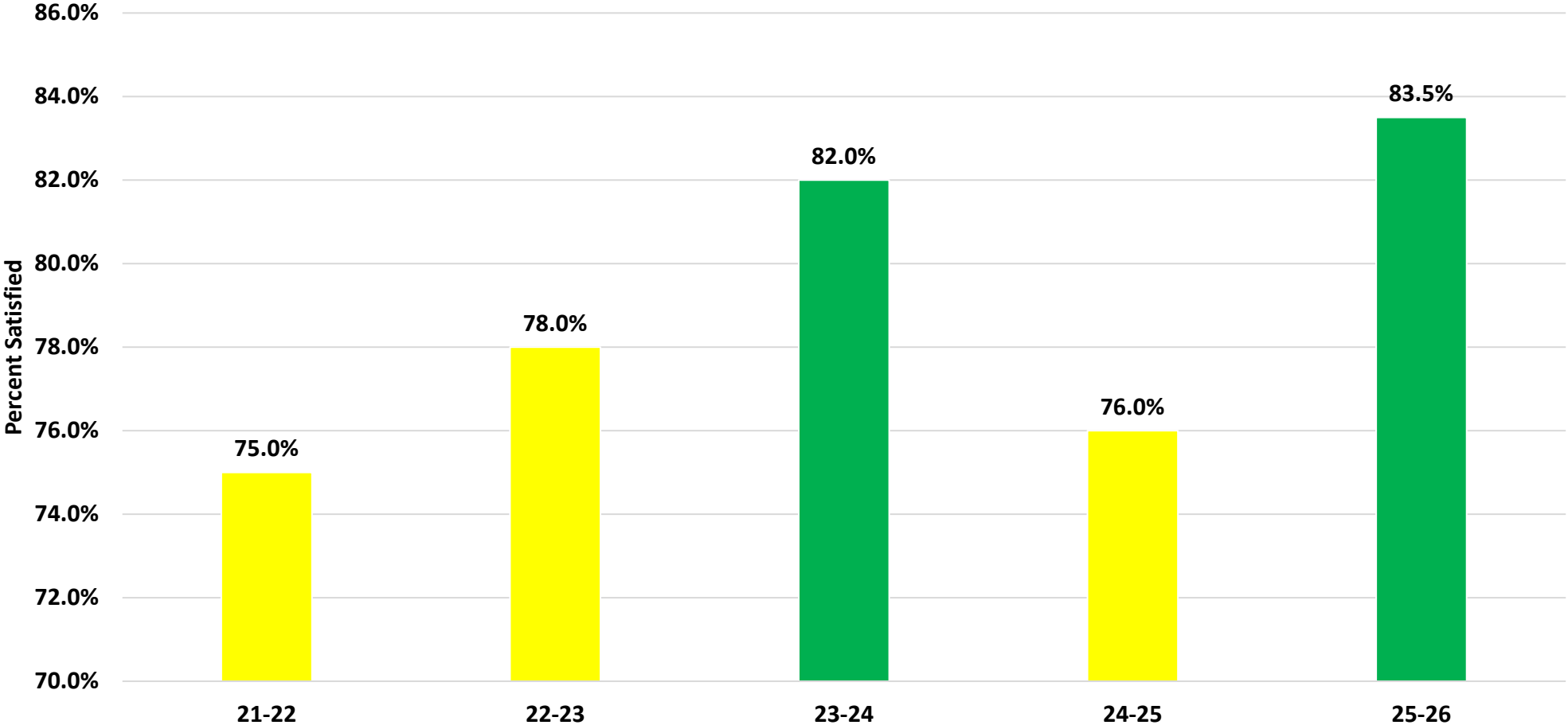
| Department | Key Strategic Measures | | | | | | | | | | Data Collected, Managed, and Reported by | | | |
|--|--|-------|------|------|------|------|------|------|------|-----|--|------|------|--|
| Human Resources – Focus on Teacher Retention, Top Ranking Salaries, and Customer Satisfaction | 5.1 % of Teacher Retention Rate 5.2 Teaching Staff Reflects Diversity of Student Population - % Gap 5.3 Staff Survey - % Satisfied | | | | | | | | | | Dr. Jennifer Stoecker | | | |
| Leading Indicator Measure | Reported by | Sept. | Oct. | Nov. | Dec. | Jan. | Feb. | Mar. | Apr. | May | June | July | Aug. | |
| 5.1 % of Teacher Retention Rate | Dr. Stoecker | | | | | | | X | | | | | | |
| 5.2.1 Teacher Diversity Reflecting Student Diversity | Dr. Stoecker | | | | | | | | | | | | | |
| 5.2.2 Recruitment Efforts | Dr. Stoecker | | X | | | | | | | | | | | |
| 5.3.1 Staff Survey - % Satisfied | Dr. Stoecker | | | | | | | | | | X | | | |
| 5.3.2 Principal and Director Satisfaction with HR | Dr. Stoecker | | | | | | | | | | | X | | |
| 5.3.3 Quarterly HR training for Principals/ Directors | Dr. Stoecker | | | | | | | | | | X | | | |

5.3.1 Staff Survey - % Satisfied

MISD will achieve an 85% staff satisfaction rating per the MISD staff survey.

- Above Goal
- At Goal
- Near Goal
- Below Goal

Staff Satisfaction with District



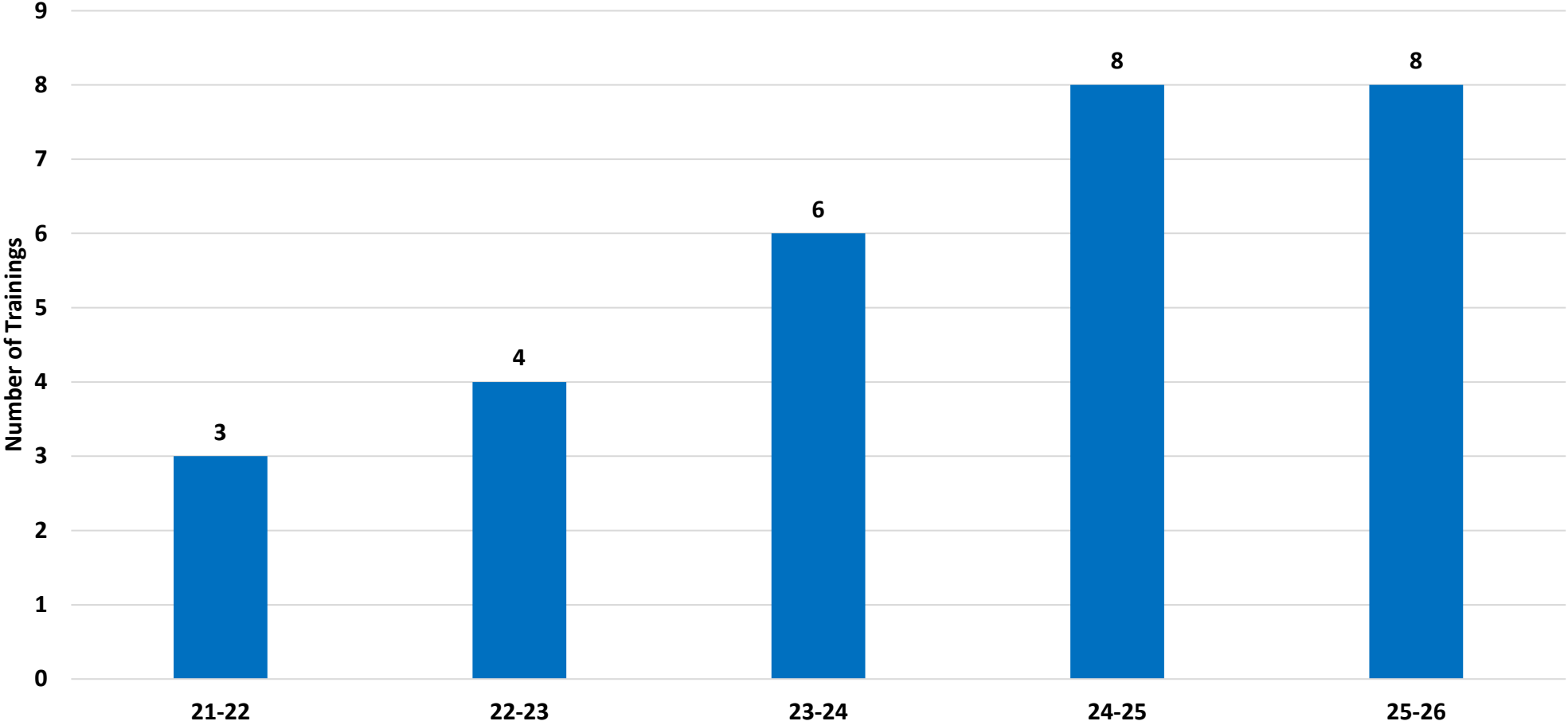
Status for this Measure

- $\geq 86\%$
- 80% - 85%
- 75% - 79%
- $\leq 74\%$

375

5.3.3 Quarterly HR training for Principals/ Directors

HR Quarterly Trainings



Baseline data: 2 trainings per year.

➔

- Above Goal
- At Goal
- Near Goal
- Below Goal

Status for this Measure

- ≥ 5
- 4
- 3
- ≤ 2

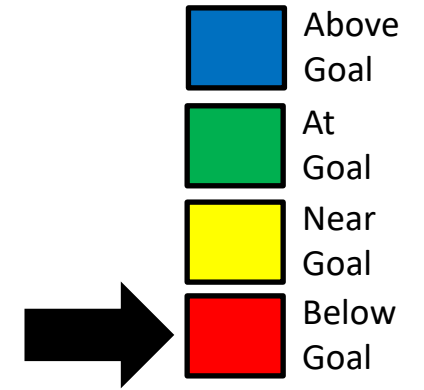
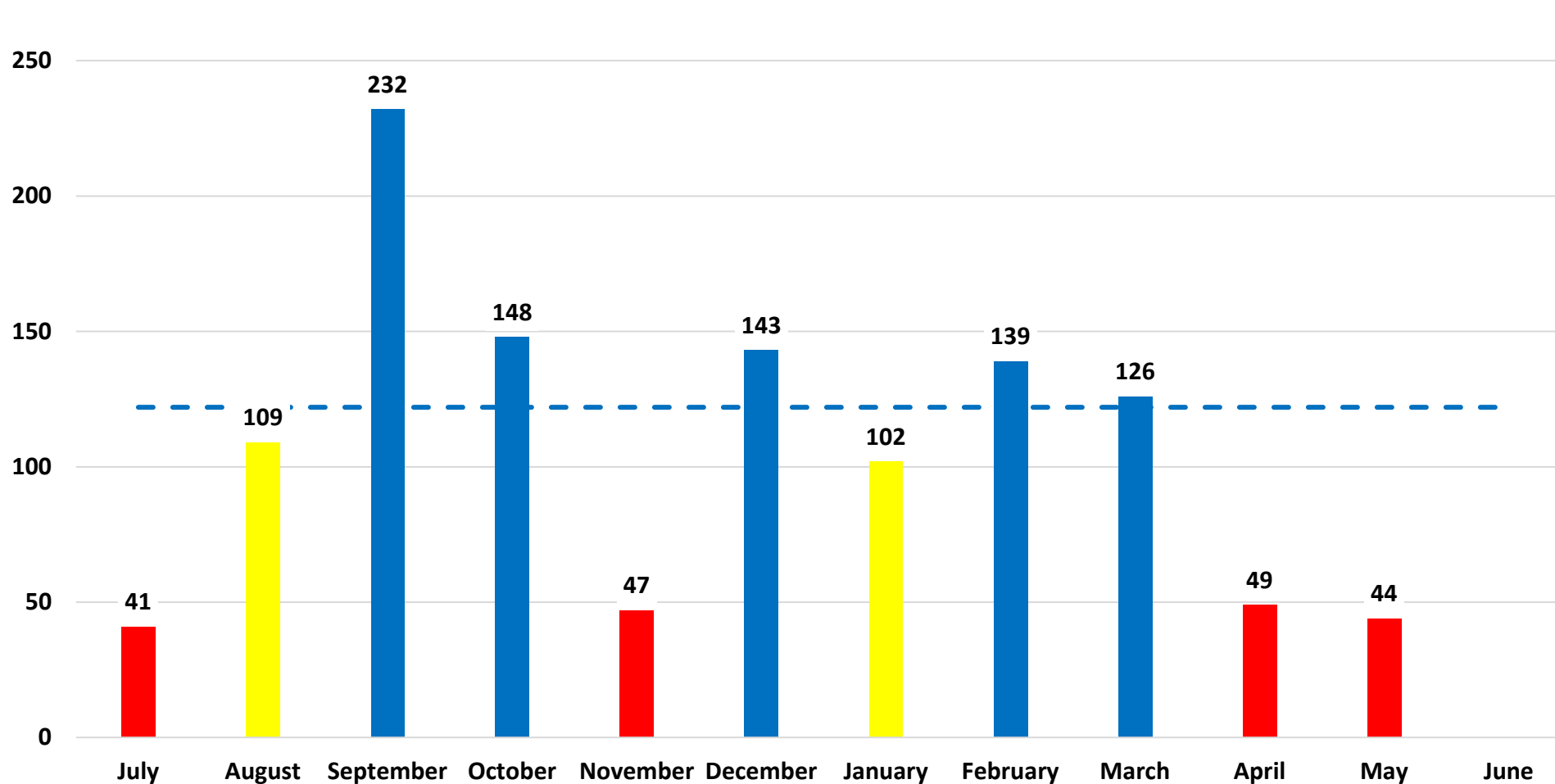
376

| Department | Key Strategic Measures | | | | | | | | | | Data Collected, Managed, and Reported by | | | |
|---|--|-------|------|------|------|------|------|------|------|-----|--|------|------|--|
| Communications and Marketing – Focus on Customer Engagement | 6.1 # of MISD Positive Publicity Media Hits 6.2 Ace Summer Reading and Math Progress % 6.3 Revenue Generated | | | | | | | | | | Mr. Donald Williams | | | |
| Leading Indicator Measure | Reported by | Sept. | Oct. | Nov. | Dec. | Jan. | Feb. | Mar. | Apr. | May | June | July | Aug. | |
| 6.1 # of MISD Positive Publicity Media Hits | Mr. Williams | | | X | | | X | | X | | X | | | |
| 6.2 Provide academic support in the areas of mathematics and reading/ language arts to ensure that 80% or more of our regular (attend ACE 45+ days or more) student participants show academic progress by the end of summer programming. (updated measure) | Mr. Williams | | | | | | | | | | X | | | |
| 6.3 Increase revenue generated through advertising, MISD Education Foundation and QUEST Program. | Mr. Williams | | | X | | | X | | X | | X | | | |

6.1 # of MISD Positive Publicity Media Hits

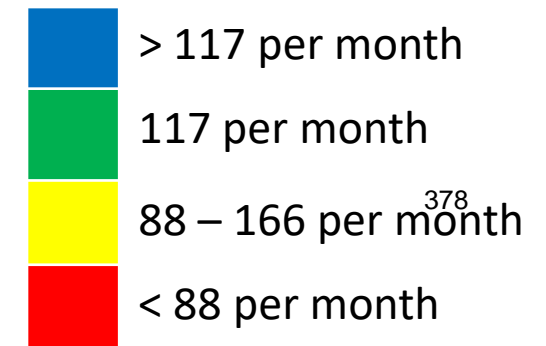
EOY Goal for 2025-26: 1,464 Total Positive Hits

- YTD Positive Hits: 1,180 (80% of EOY Goal)



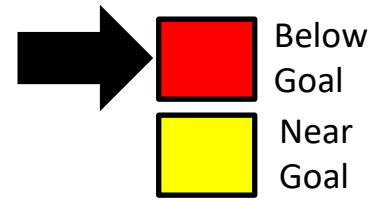
Target Monthly Average:
122 hits
YTD Monthly Average:
107 hits

Status for this Measure



**Data for April/May will increase following consultation with new media tracking provider platform, Meltwater, to ensure accurate numbers.*

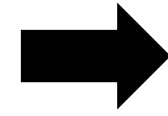
6.1 # of MISD Positive Publicity Media Hits



- What is the problem?
 - We are at 80% of our total EOY goal. Coverage fluctuates and the Summit/Mr. Mutterer story in June will bring the numbers back up. In lieu of reporting inaccurate numbers, I have not included print, online or other coverage data in April/May but will add them following the meeting with Meltwater.
- Impact statement of the problem
 - N/A
- Action to be taken
 - I have already scheduled a consultation with our new media coverage tracking vendor, Meltwater, for assistance in pulling correct numbers for the coverage that does not include TV stories.
- When will you give your team and executive council an update?
 - I can update before the end of the month or at the time May numbers are needed.

379

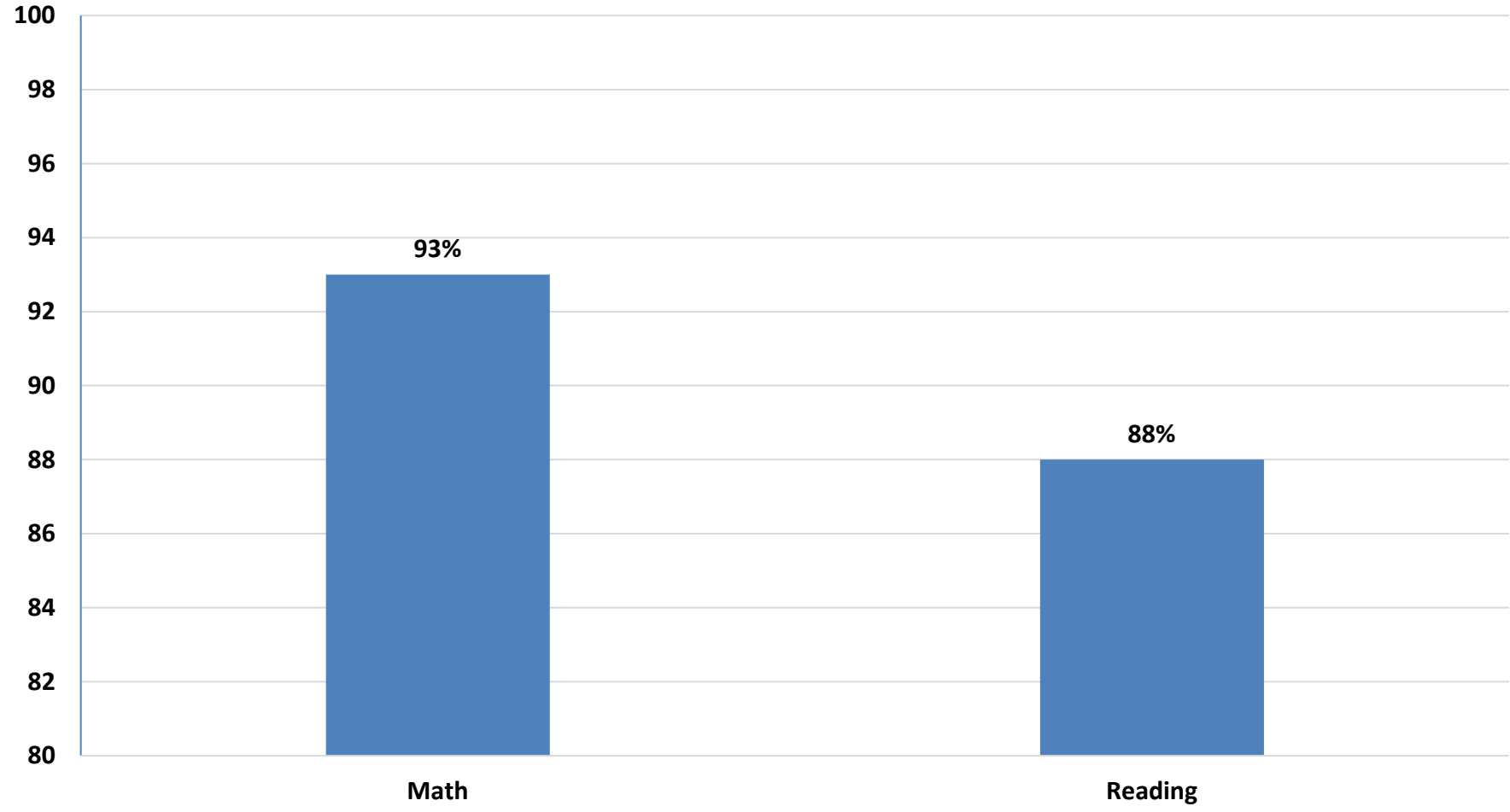
6.2 Ace Summer Reading and Math Progress %



- Above Goal
- At Goal
- Near Goal
- Below Goal

EOY Summer Goal for 2026:

80% of ACE students who attend 45+ days or more will show growth by the end-of-summer programming.



Status for this Measure

- > 80%
- = 80%
- = 60-79%
- < 60%

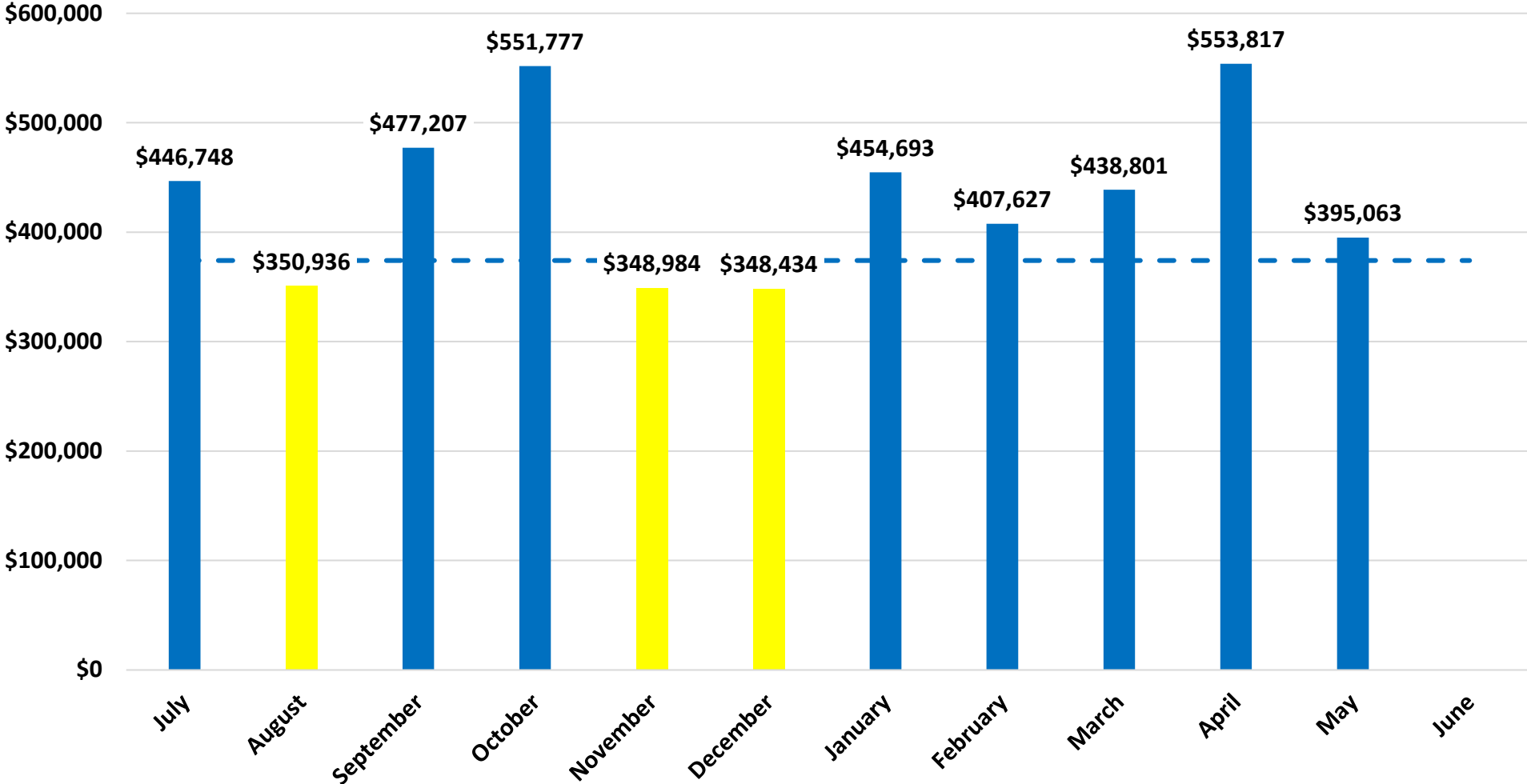
380

6.3 Revenue Generated Through Advertising, Education Foundation, and QUEST Program

- Above Goal
- At Goal
- Near Goal
- Below Goal

EOY Goal for 2025-26: \$4,000,000

- Total Revenue Generated YTD: \$4,774,087 (119% of EOY goal)



Target Monthly Average: \$374,119
 YTD Monthly Average: \$434,008

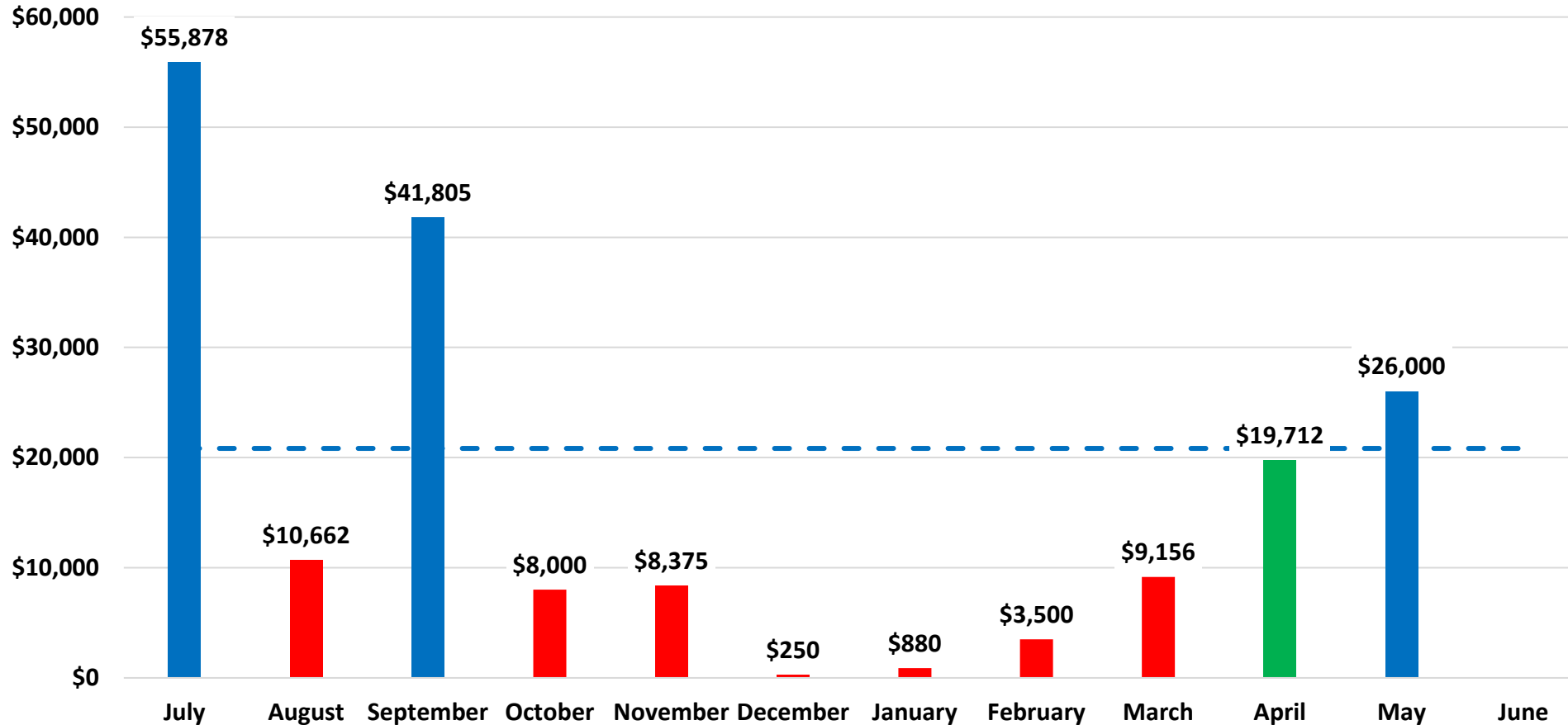
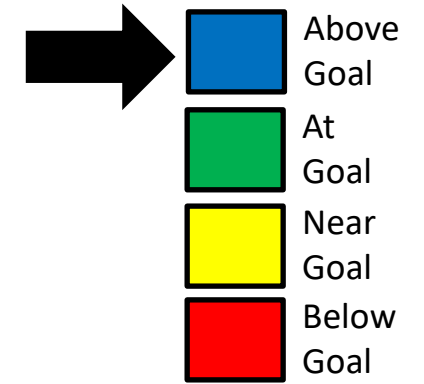
Status for this Measure

- > 100% of target
- 96% - 100% of target
- 75% - 95% of target
- < 75% of target

6.3.1 Increase Advertising and Sponsorship Revenue*

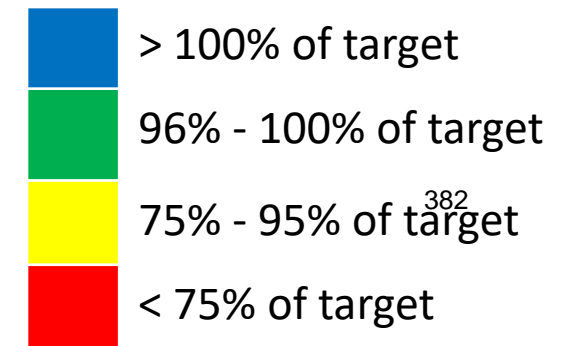
EOY Goal for 2025-26: \$250,000

- Advertising Revenue Collected YTD: \$184,218 (73% of EOY goal)



Target Monthly Average: \$20,834
 YTD Monthly Average: \$16,747

Status for this Measure



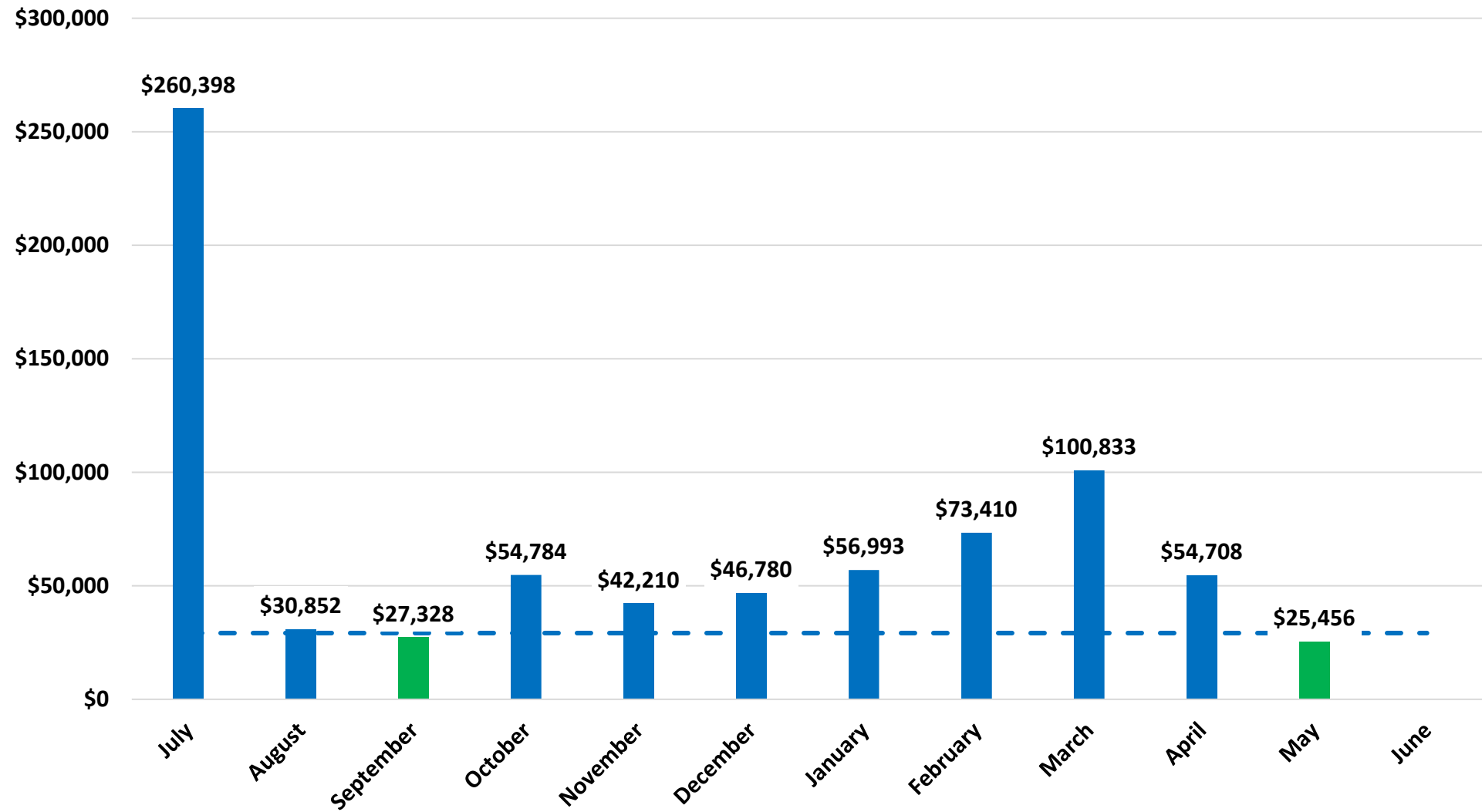
Overall performance rating for Leading Measure 6.3.1 is based on progress toward YTD Monthly Average, which is above the targeted monthly average goal.

6.3.2 Increase Education Foundation Revenue

- Above Goal
- At Goal
- Near Goal
- Below Goal

EOY Goal for 2025-26: \$350,000

- Revenue Collected YTD: \$773,752 (221% of EOY goal)



Target Monthly Average: \$29,167
 YTD Monthly Average: \$70,341

Status for this Measure

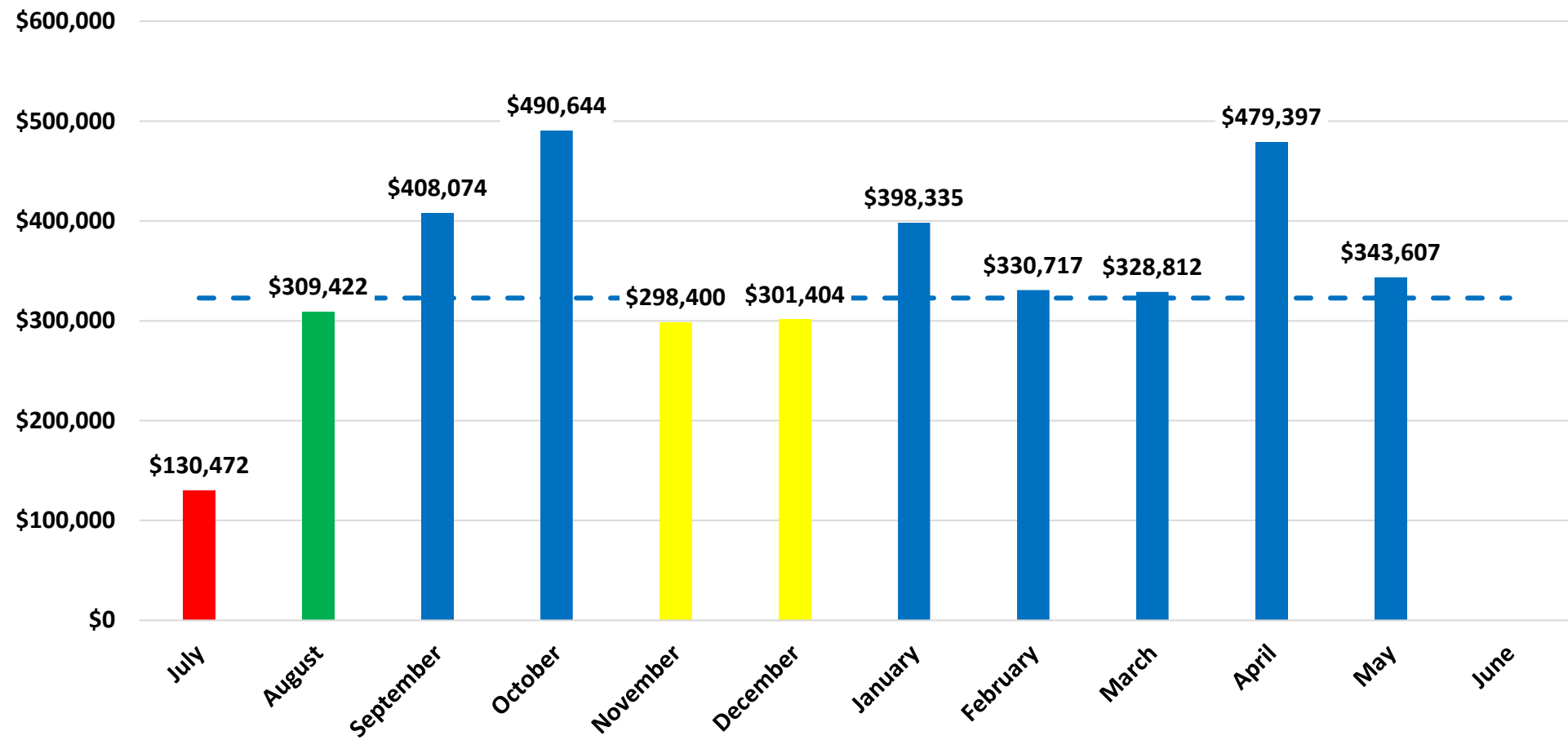
- > 100% of target
- 96% - 100% of target
- 75% - 95% of target
- < 75% of target

6.3.3 Increase QUEST Revenue*

- Above Goal
- At Goal
- Near Goal
- Below Goal

EOY Goal for 2025-26: \$4,000,000

- YTD Total Revenue Collected: \$3,819,284 (95% of EOY goal)



Target Monthly Average: \$322,709
 YTD Monthly Average: \$347,208

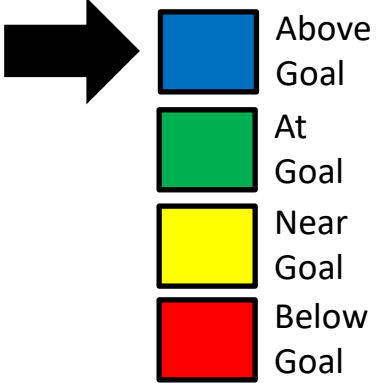
Status for this Measure

- > 100% of target
- 96% - 100% of target
- 75% - 95% of target
- < 75% of target

Overall performance rating for Leading Measure 6.3.3 is based on progress toward YTD Monthly Average, which is above the targeted monthly average goal.

| Department | Key Strategic Measures | | | | | | | | | | Data Collected, Managed, and Reported by | | | |
|---|--|-------|------|------|------|------|------|------|------|-----|--|------|------|--|
| Business Services – Focus on Economy and Efficiency with Financial Transparency | 8.1 Highest Rating on FIRST 8.2 Clean Financial Audit 8.3 Trainings Provided to District Personnel | | | | | | | | | | Mrs. Michele Trongaard | | | |
| Leading Indicator Measure | Reported by | Sept. | Oct. | Nov. | Dec. | Jan. | Feb. | Mar. | Apr. | May | June | July | Aug. | |
| 8.1 Highest Rating on FIRST | Mrs. Trongaard | | X | | | | | | | | | | | |
| 8.2 Clean Financial Audit | Mrs. Trongaard | | | | X | | | | | | | | | |
| 8.3 Trainings Provided to District Personnel | Mrs. Trongaard | | | | | | | | | | X | | | |

8.3 Trainings Provided to District Personnel

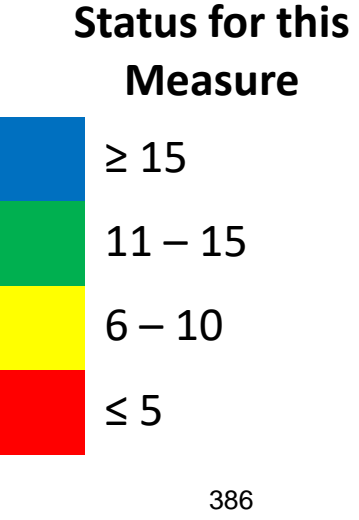


The MISD Business Services and Finance Department is committed to excellence. Our goal is to provide at least fifteen training sessions annually to support and educate district employees.

Mansfield ISD Business Services and Finance Department Training Events for 25-26 school year:

| MISD Business Services Department Training and Deadline Calendar | | | |
|--|--|------------------------|-----------------------------------|
| 2025-2026 | TITLE | DEPARTMENT | LOCATION |
| July 15 & 16, 2025 | Back to School Secretary/Bookkeeper Training | Business Services Dept | MISD PAC-Multiple Rooms and Lab C |
| July 22, 2025 | Back to School Meeting (Elementary) | PEIMS | MISD PAC |
| July 23, 2025 | Back to School Meeting (Secondary) | PEIMS | MISD PAC |
| July 28, 2025 | PEIMS Focus on Scheduling (Elementary) | PEIMS | MISD PAC |
| July 23, 2025 | Deep Dive into Activity Accounting and Forms | Accounting Dept | MISD PAC |
| July 24, 2025 | Skyward Report Training | Accounting Dept | MISD PAC-Lab C |
| August 5, 2025 | First Day of School Attendance & Reconciliation | PEIMS | Virtual |
| August 7, 2025 | Attendance Training (Elementary) | PEIMS | Wester MS Lab |
| August 8, 2025 | Attendance Training (Secondary) | PEIMS | Wester MS Lab |
| August 20, 2025 | Scheduling Mass Assign (Elementary - New Staff) | PEIMS | Police/Technology Building |
| August 25, 2025 | Attendance Training (ES-MS) (New Hires after school-start) | PEIMS | Police/Technology Building |
| August 28, 2025 | Attendance Training (HS) (New Hires after school-start) | PEIMS | Police/Technology Building |
| September 10, 2025 | PayK12 Training | Accounting Dept | MISD PAC-Lab C |

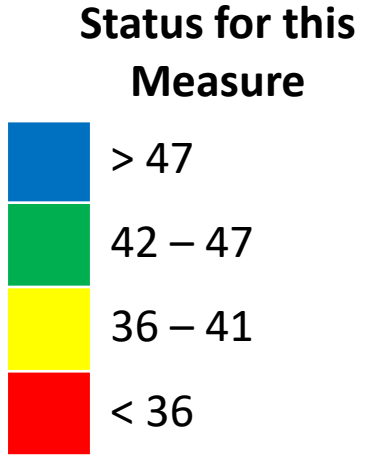
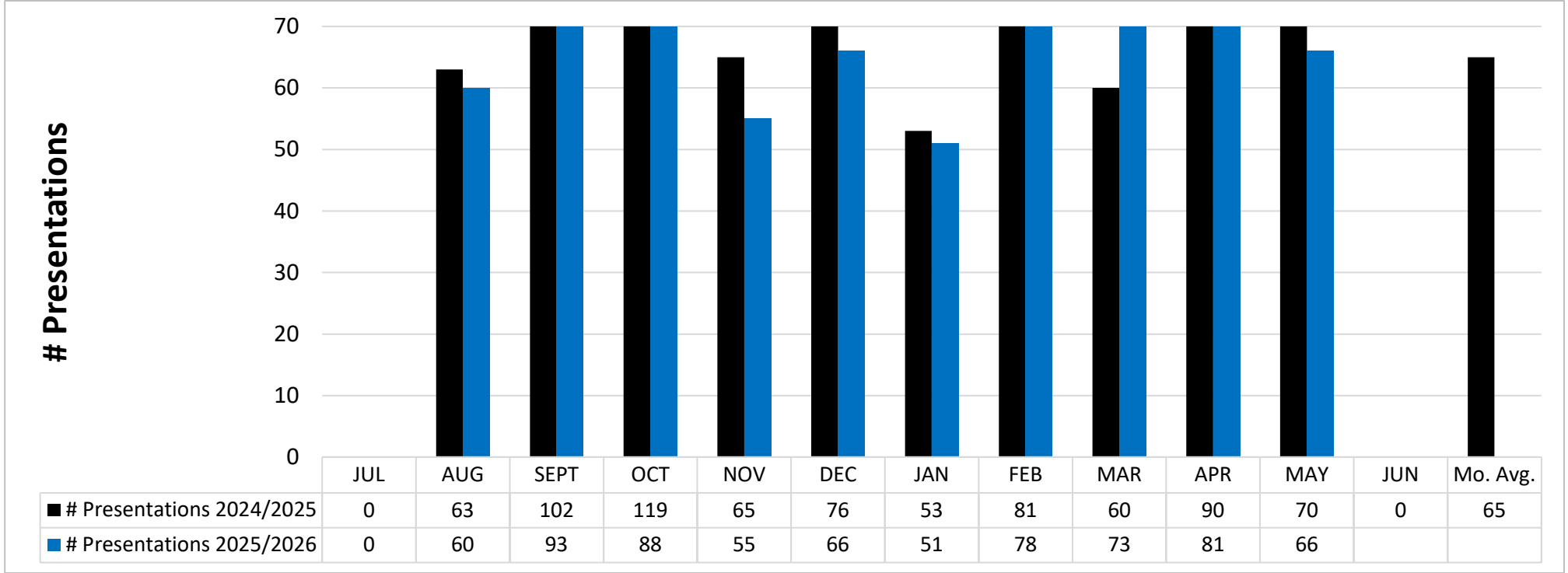
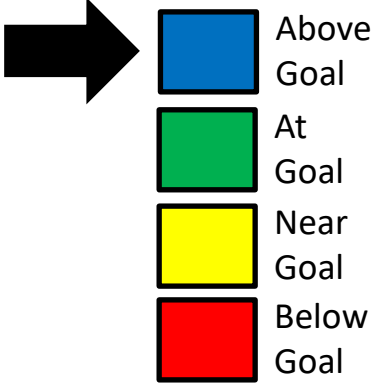
| MISD Business Services Department Training and Deadline Calendar | | | |
|--|--|------------------------|---------------------|
| 2025-2026 | TITLE | DEPARTMENT | LOCATION |
| September 11, 2025 | Adobe Pro Training | Accounting Dept | MISD PAC-Lab C |
| October 17, 2025 | Snapshot Data Verification | PEIMS | Pre-Recorded |
| October 28, 2025 | Snapshot Data Verification Q&A | PEIMS | Virtual |
| October 29, 2025 | Finance Round Table | Business Services Dept | MISD PAC-Lab A & C |
| December 11, 2025 | TSDS Snapshot Data Verification | PEIMS | MISD PAC |
| January 15, 2026 | Budget Training | Budget Dept | MISD PAC-Lab C |
| February 10, 2026 | Finance Round Table | Business Services Dept | MISD PAC-Lab A & C |
| February 12, 2026 | Budget Open House | Budget Dept | MISD PAC-Lab C |
| Marzo 12, 2026 | PK/KG Round-Up NSOE | PEIMS | RLA Training Room 1 |
| April 8, 2026 | Finance Round Table | Business Services Dept | MISD PAC-Lab A & C |
| May 7, 2026 | New Principal On Boarding Training | C&/Business Services | Admin Building #200 |
| May 8, 2026 | Summer Data Verification | PEIMS | Pre-Recorded |
| May 14, 2026 | NSOE 26-27/End of Year Prep/Summer Data Verification Q&A | PEIMS | Virtual |



The Business Services and Finance Department will continue implementing financial management procedures across all campuses and departments, with a focus on training staff to ensure accurate financial transactions and reporting.

| Department | Key Strategic Measures | | | | | | | | | | Data Collected, Managed, and Reported by | | | |
|---|--|-------|------|------|------|------|------|------|------|-----|---|------|------|--|
| Safety and Security | 9.1 % of Police Presentations Per Month 9.2 % of District Physical Security Audits 9.3 % of Police Force Meeting TCOLE Standards | | | | | | | | | | Chief Greg Minter Mrs. Britney Fortner | | | |
| Leading Indicator Measure | Reported by | Sept. | Oct. | Nov. | Dec. | Jan. | Feb. | Mar. | Apr. | May | June | July | Aug. | |
| 9.1 % of Police Presentations Per Month | Chief Minter | X | X | X | X | X | X | X | X | X | X | X | | |
| 9.2 % of District Physical Security Audits | Mrs. Fortner | | | | | X | | | | | X | | | |
| 9.3 % of Police Force Meeting TCOLE Standards | Chief Minter | | | | | X | | | | | | | | |

9.1 % Police Presentations Per Month

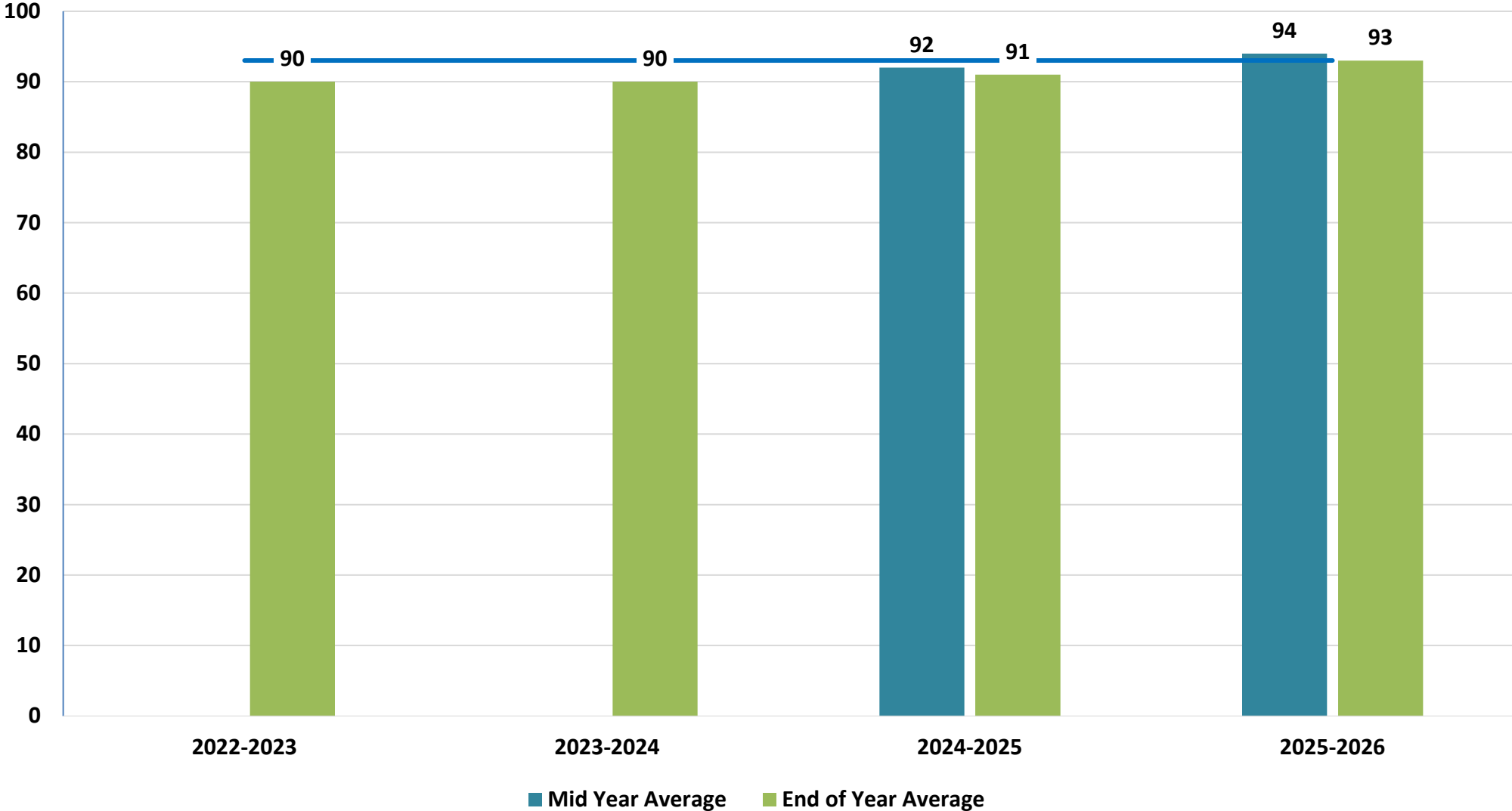



388

- The Police Department currently has MISD officers covering all of the 47 campuses. Our goal is that each campus based officer conduct at least 1 presentation per month.
- Police presentations consist of student, staff, or community presentations.

9.2 % of District Physical Security Audits

District-Wide Physical Security Audit Score




 Above Goal
 At Goal
 Near Goal
 Below Goal

Status for this Measure

- ≥ 94
- 90 – 93
- 86 – 89
- ≤ 85

389



**Board of School Trustees
Mansfield Independent School District**

TITLE: Attendance Percentage Report

DATE: June 23, 2026

INFORMATION

BACKGROUND:

Mansfield Independent School District Attendance Percentage Report is a campus-by-campus report from August 13, 2025, through June 9, 2026.

The attendance percentages reported here are based on the attached information from Skyward Data Services.

RECOMMENDATION:

This report is for information only and requires no action.

ADA Template Parameters
ADA Report

| Calendar | Calendar | Grad Yr | Grad Yr | Race | Race | Student | Student | Totals | | | | | | |
|----------|----------|---------|---------|------|------|---------|---------|--------|------|-----|------|------|----|-------------|
| Low | High | Low | High | Low | High | Type | Low | High | Date | Low | Date | High | By | Report Type |

Processed By

| | | | | | | | | | |
|-----|------|------|-----|-----|------------|------------|--------|---------|------|
| ZZZ | 0000 | 9999 | ZZZ | ZZZ | 08/13/2025 | 06/09/2026 | Entity | Summary | Only |
|-----|------|------|-----|-----|------------|------------|--------|---------|------|

Student Range

Processed Entities: 002,003,004,005,006,007,008,009,041,042,043,044,045,046,047,101,103,105,106,107,109,110,111,112,113
114,115,116,117,118,119,120,121,122,123,124,125,126,127,128,201,202,204,205,206,207,208,304,944,999

Excluded Entities: 030,038,902,907

| Entity | Name | Cal | Operational | Grade | Total Days | Total Ineligible | Total Eligible | Refined | Percentage Of |
|--------|----------------------|-----|-------------|-------|------------|------------------|----------------|---------|---------------|
| | | | Days | Level | Membership | Days Present | Days Present | ADA | Attendance |
| 002 | Mansfield Summit HS | 002 | 167 | ALL | 307195.0 | 0.0 | 280558.0 | 1679.99 | 91.33 |
| 003 | Mansfield HS | 003 | 167 | ALL | 431849.5 | 0.0 | 406649.5 | 2435.03 | 94.16 |
| 004 | Mansfield Timberview | 004 | 167 | ALL | 278290.0 | 0.0 | 260036.0 | 1557.10 | 93.44 |
| 005 | Mansfield Legacy HS | 005 | 167 | ALL | 355111.0 | 0.0 | 333254.0 | 1995.53 | 93.85 |
| 006 | The Phoenix Academy | 006 | 167 | ALL | 8503.0 | 0.0 | 6627.0 | 39.68 | 77.94 |
| 007 | Mansfield Lake Ridge | 007 | 167 | ALL | 441925.5 | 0.0 | 419678.0 | 2513.04 | 94.97 |
| 008 | Mansfield Frontier S | 008 | 167 | ALL | 58333.0 | 0.0 | 56784.0 | 340.02 | 97.34 |
| 009 | Early College High S | 009 | 167 | ALL | 26426.0 | 0.0 | 25669.0 | 153.71 | 97.14 |
| | | TCC | 131 | ALL | 17490.0 | 0.0 | 17066.0 | 130.27 | 97.58 |
| 041 | Rogene Worley Middle | 041 | 167 | ALL | 102804.0 | 0.0 | 98327.0 | 588.78 | 95.65 |
| 042 | T A Howard Middle | 042 | 167 | ALL | 114493.0 | 0.0 | 106261.0 | 636.29 | 92.81 |
| 043 | Brooks Wester Middle | 043 | 167 | ALL | 116276.0 | 0.0 | 111724.0 | 669.01 | 96.09 |
| 044 | Danny Jones Middle | 044 | 167 | ALL | 133999.0 | 0.0 | 128543.0 | 769.72 | 95.93 |
| 045 | James Coble Middle | 045 | 167 | ALL | 117929.0 | 0.0 | 112146.0 | 671.53 | 95.10 |
| 046 | Linda Jobe Middle | 046 | 167 | ALL | 136859.0 | 0.0 | 130103.0 | 779.06 | 95.06 |
| 047 | Charlene McKinzey Mi | 047 | 167 | ALL | 159626.0 | 0.0 | 154632.0 | 925.94 | 96.87 |
| 101 | Alice Ponder ES | 101 | 167 | ALL | 97177.0 | 148.0 | 92450.5 | 553.60 | 95.29 |
| | | PK | 167 | ALL | 5771.0 | 344.5 | 5021.5 | 30.07 | 92.98 |
| 103 | Tarver-Rendon ES | 103 | 167 | ALL | 82483.0 | 0.0 | 78315.0 | 468.95 | 94.95 |
| | | PK | 167 | ALL | 3794.0 | 964.5 | 2517.0 | 15.07 | 91.76 |
| 105 | J L Boren ES | 105 | 167 | ALL | 91796.0 | 42.0 | 88588.0 | 530.47 | 96.55 |
| | | PK | 167 | ALL | 4246.5 | 1589.5 | 2439.0 | 14.60 | 94.87 |
| 106 | Charlotte Anderson E | 106 | 167 | ALL | 65228.5 | 0.0 | 61912.0 | 370.73 | 94.92 |
| | | PK | 167 | ALL | 2919.0 | 485.5 | 2240.0 | 13.41 | 93.37 |
| 107 | Glenn Harmon ES | 107 | 167 | ALL | 65974.0 | 0.0 | 62557.0 | 374.59 | 94.82 |
| 109 | D P Morris ES | 109 | 167 | ALL | 77632.0 | 0.0 | 73108.0 | 437.77 | 94.17 |
| 110 | Willie Brown ES | 110 | 167 | ALL | 95090.5 | 0.0 | 91306.5 | 546.75 | 96.02 |
| | | PK | 167 | ALL | 2997.0 | 0.0 | 2839.5 | 17.00 | 94.74 |
| 111 | Kenneth Davis ES | 111 | 167 | ALL | 56089.0 | 0.0 | 53208.0 | 318.61 | 94.86 |
| 112 | Imogene Gideon ES | 112 | 167 | ALL | 52474.5 | 0.0 | 49452.0 | 296.12 | 94.24 |
| 113 | Erma Nash ES | 113 | 167 | ALL | 87199.0 | 0.0 | 82396.0 | 493.39 | 94.49 |
| | | PK | 167 | ALL | 4421.5 | 319.0 | 3765.0 | 22.54 | 92.37 |
| 114 | Elizabeth Smith ES | 114 | 167 | ALL | 98848.0 | 0.0 | 94754.0 | 567.39 | 95.86 |
| | | PK | 167 | ALL | 3285.5 | 564.5 | 2498.5 | 14.96 | 93.23 |
| 115 | Roberta Tipps ES | 115 | 167 | ALL | 71565.5 | 0.0 | 68529.5 | 410.36 | 95.76 |
| | | PK | 167 | ALL | 3028.0 | 406.5 | 2462.5 | 14.75 | 94.75 |
| 116 | Martha Reid ES | 116 | 167 | ALL | 70282.0 | 0.0 | 67037.0 | 401.42 | 95.38 |
| | | PK | 167 | ALL | 3289.5 | 572.5 | 2518.5 | 15.08 | 93.97 |
| 117 | Thelma Jones ES | 117 | 167 | ALL | 62937.0 | 0.0 | 59899.0 | 358.68 | 95.17 |
| | | PK | 167 | ALL | 49.0 | 0.0 | 43.0 | 0.26 | 87.76 |
| 118 | Mary Jo Sheppard ES | 118 | 167 | ALL | 59803.5 | 0.0 | 56655.0 | 339.25 | 94.74 |
| | | PK | 167 | ALL | 2407.5 | 389.5 | 1855.5 | 11.11 | 93.25 |
| 119 | Janet Brockett ES | 119 | 167 | ALL | 63874.0 | 0.0 | 59990.0 | 359.22 | 93.92 |
| 120 | Anna May Daulton ES | 120 | 167 | ALL | 99575.0 | 0.0 | 95920.0 | 574.37 | 96.33 |
| | | PK | 167 | ALL | 5928.5 | 1676.5 | 3944.5 | 23.62 | 94.81 |
| 121 | Cora Spencer ES | 121 | 167 | ALL | 92864.5 | 0.0 | 89409.5 | 535.39 | 96.28 |
| | | PK | 167 | ALL | 5022.5 | 1700.0 | 3110.5 | 18.63 | 95.78 |
| 122 | Louise Cabaniss ES | 122 | 167 | ALL | 63632.0 | 0.0 | 60553.0 | 362.59 | 95.16 |
| | | PK | 167 | ALL | 3147.5 | 324.5 | 2567.5 | 15.37 | 91.88 |
| 123 | Carol Holt ES | 123 | 167 | ALL | 64167.5 | 0.0 | 60595.0 | 362.84 | 94.43 |
| | | PK | 167 | ALL | 3214.0 | 160.0 | 2831.5 | 16.96 | 93.08 |
| 124 | Annette Perry ES | 124 | 167 | ALL | 86779.5 | 0.0 | 83299.5 | 498.80 | 95.99 |

| Entity | Name | Cal | Operational Days | Grade Level | Total Days Membership | Total Ineligible Days Present | Total Eligible Days Present | Refined ADA | Percentage Of Attendance |
|----------------|----------------------|-----|------------------|-------------|-----------------------|-------------------------------|-----------------------------|-------------|--------------------------|
| | | PK | 167 | ALL | 5920.5 | 1717.5 | 3935.0 | 23.56 | 95.47 |
| 125 | Judy Miller ES | 125 | 167 | ALL | 66021.0 | 0.0 | 63190.5 | 378.39 | 95.71 |
| | | PK | 167 | ALL | 2360.0 | 143.5 | 2025.5 | 12.13 | 91.91 |
| 126 | Nancy Neal ES | 126 | 167 | ALL | 68526.5 | 0.0 | 65850.0 | 394.31 | 96.09 |
| | | PK | 167 | ALL | 2283.5 | 397.5 | 1720.0 | 10.30 | 92.73 |
| 127 | Academy for Early Le | 127 | 167 | ALL | 2088.5 | 163.0 | 1747.0 | 10.46 | 91.45 |
| | | PK | 167 | ALL | 25382.0 | 2482.5 | 20948.0 | 125.44 | 92.31 |
| 128 | Brenda Norwood ES | 128 | 167 | ALL | 131775.0 | 0.0 | 126996.0 | 760.46 | 96.37 |
| | | PK | 167 | ALL | 3598.5 | 0.0 | 3387.5 | 20.28 | 94.14 |
| 201 | Mary Orr Int | 201 | 167 | ALL | 94059.0 | 0.0 | 90078.0 | 539.39 | 95.77 |
| 202 | Cross Timbers Int | 202 | 167 | ALL | 116481.0 | 0.0 | 109003.0 | 652.71 | 93.58 |
| 204 | Donna Shepard Int | 204 | 167 | ALL | 137179.0 | 0.0 | 129948.0 | 778.13 | 94.73 |
| 205 | Della Icenhower Int | 205 | 167 | ALL | 103880.0 | 0.0 | 97653.0 | 584.75 | 94.01 |
| 206 | Mary Lillard IS | 206 | 167 | ALL | 116603.0 | 0.0 | 111629.5 | 668.44 | 95.73 |
| 207 | Asa E Low Jr Int | 207 | 167 | ALL | 117624.0 | 0.0 | 112411.0 | 673.12 | 95.57 |
| 208 | Alma Martinez Int | 208 | 167 | ALL | 141323.0 | 0.0 | 135832.0 | 813.37 | 96.11 |
| 304 | Tarrant Co JJAEP | 304 | 172 | ALL | 461.0 | 0.0 | 429.0 | 2.49 | 93.06 |
| 944 (043) | STEM Academy | 944 | 167 | ALL | 47034.0 | 0.0 | 45617.0 | 273.16 | 96.99 |
| REPORT TOTALS: | | | | | 5648701.5 | 14591.0 | 5341046.0 | 32010.31 | 94.81 |

***** End of report *****



**Board of School Trustees
Mansfield Independent School District**

TITLE: State Intruder Detection Audits

DATE: June 23, 2026

INFORMATION

BACKGROUND:

Mansfield Independent School District State Door Audit Reports information must be shared with the Board and the public.

Notice of Intruder Detection Audits conducted by the TxSSC and a corrective action are to be put into place. By rule, information must be given at a high and non-descriptive level. Agenda from the school board meeting that reflect a summary of information from the Intruder Detection Audit must then be sent to the Texas Safety School Center.

RECOMMENDATION:

This report is for information only and requires no action.

MISD State Intruder Detection Reports

6-8-2026

Notice of Intruder Detection Audits conducted by the TxSSC and a corrective action are to be put into place. By rule, information must be given at a high and non-descriptive level. Agenda from the school board meeting that reflect a summary of information from the Intruder Detection Audit must then be sent to the Texas Safety School Center.

| State Intruder Detection | | | | |
|--|----------|--------------------|-------------------|-----------------|
| Number of Audits | 45 Total | 24 Elementary | 14 Int/Mid School | 7 High School |
| Findings | 0 New | 2 Exterior Door | 7* Interior Door | 0 Visitor Entry |
| Corrective Action / Dates | N/A | | N/A | |
| Safety and Security Committee | N/A | | | |
| School Board Agenda | N/A | | | |
| Sentinel Report Submitted | N/A | | | |
| MISD Intruder Campus Detections | | 5,780 Total Audits | | |

*classroom door audits are performed, however effective school year 2023-2024, deficiencies do not create a finding.



**Board of School Trustees
Mansfield Independent School District**

TITLE: Approved Student Trips

DATE: June 23, 2026

INFORMATION

BACKGROUND:

Board Policy FMG (Local) allows students to participate in school-sponsored trips. This policy designates the Superintendent to approve such trips upon recommendation of the Principal and Associate Superintendent.

The attached student trips have been approved.

RECOMMENDATION:

This report is for information only and requires no action.

STUDENT TRAVEL- DAY TRIPS

| School | Trip Coordinator | Group | Destination | Date | Days Out | # of Students | Admin. Attending | Ratio | Transportation | Purpose |
|---------------|------------------|-----------------|--------------------------------------|----------------|----------|---------------|------------------|-------|----------------|--|
| Carol Holt ES | Kathleen Amos | 1st Grade | Dallas Zoo, Dallas, TX | Nov. 14, 2025 | 1 | 79 | Yes | 1:02 | School Bus | Fieldtrip. |
| Carol Holt ES | Monica Manzano | 4th Grade | Fort Worth Stockyard, Fort Worth, TX | Dec. 15, 2025 | 1 | 89 | No | 1:03 | School Bus | Students will learn about the cattle and railroad industry. |
| Carol Holt ES | Kelly Summer | Mansfield ISD | Oliver Nature Park, Mansfield, TX | Feb. 19, 2025 | 1 | 61 | No | 1:08 | School Bus | Fieldtrip. |
| Carol Holt ES | Rachel Osburn | Student Council | Summit High School, Arlington, TX | March 26, 2026 | 1 | 20 | No | 1:10 | School Bus | Students will shadow high school student council members and help with FROG pep rally. |
| TA Howard MS | Rocio Rodriguez | Choir | Cinemark, Mansfield, TX | May 11, 2026 | 1 | 45 | No | 1:09 | School Bus | Students will watch Michael. |

STUDENT TRAVEL-OVERNIGHT STAY

| School | Trip Coordinator | Group | Destination | Date | Days Out | # of Students | Admin. Attending | Ratio | Transportation | Purpose |
|---------------|------------------|------------------|---|-----------------------------------|----------|---------------|------------------|-------|----------------|---|
| Lake Ridge HS | Kristi Cannon | Yearbook | Texas Women's University, Denton, TX | June 15, 2026- June 17, 2026 | 3 | 7 | No | 1:07 | Other | Sharpen and gain new skills in the areas of writing, photography, and yearbook design. |
| Lake Ridge HS | Carla Denning | Girls Basketball | Legends Event Center, College Station, TX | June 17, 2026- June 19, 2026 | 2 | 11 | No | 1:06 | Other | Showcase-Live period for college coaches sanctioned by UIL to watch athletes compete with their high schools. |
| Summit HS | Amy Gillum | Girls Basketball | Legends Event Center, College Station, TX | June 18, 2026- June 20, 2026 | 3 | 10 | No | 1:05 | Other | Players will have an opportunity to bond and get exposure. |
| Legacy HS | Jonathan Dixon | Student Media | Hilton Richardson, Carrolton, TX | June 29, 2026- July 2, 2026 | 4 | 8 | No | 1:08 | Other | Journalism education. |
| Timberview HS | Heather Colburn | Student Council | Texas UTT, Tyler, TX | July 19, 2026-July 23, 2026 | 4 | 9 | No | 1:09 | Other | Teambuilding, learning roles within StuCo, and school planning. |
| Mansfield HS | Danny Calderon | Cross Country | Old Settlers Park, Round Rock, TX | Sept. 18, 2026- Sept. 19, 2026 | 1 | 14 | No | 1:07 | Other | Goal setting and hoping to return to run the state meet. |
| Legacy HS | Jeffrey Lindsey | Cross Country | Old Settlers Park, Round Rock, TX | Sept. 18, 2026- Sept. 19, 2026 | 1 | 14 | No | 1:07 | School Bus | Cross Country meet. |
| Timberview HS | Matt Workman | Boys Basketball | Magnolia High School, Magnolia, TX | Nov. 19, 2026- Nov. 21, 2026 | 3 | 14 | No | 1:07 | School Bus | Huge team bonding trip and becoming closer as a team. |



**Board of School Trustees
Mansfield Independent School District**

TITLE: Facility Rental Revenue

DATE: June 23, 2026

INFORMATION

BACKGROUND:

Each month, a report is prepared for informational purposes detailing the revenue generated from the rental of the District's facilities for educational, recreational, civic, or social activities in accordance with Board Policy GKD (LOCAL).

CONSIDERATIONS:

The report is updated revenue for July 2025 through June 8, 2026.. The report includes the total monthly rental fees and year to date totals.

RECOMMENDATION:

None. For informational purposes only.

FACILITY RENTAL REVENUE REPORT

JUNE 23, 2026



Exhibit 1:

TITLE: Consider Approval of Vendor Recommendation
Open-Ended Bids

DATE: June 23, 2026

BACKGROUND:

We present these to the Superintendent to approve the recommendations as made by the Purchasing Department. All documents related to:

- RFP 26-001 Restaurants and Catering Services were received and evaluated prior to the closing at 2:00 p.m. on June 4th, 2026.
- RFP 26-002 Fine Arts Contracted Services were received and evaluated prior to the closing at 2:00 p.m. on June 4th, 2026.
- 26-003 Apparel and Promotional Products were received and evaluated prior to the closing at 2:00 p.m. on June 4th, 2026.
- 26-004 General Retail Merchandise, Supplies, and Equipment were received and evaluated prior to the closing at 2:00 p.m. on June 4th, 2026.
- 26-005 Contracted Services were received and evaluated prior to the closing at 2:00 p.m. on June 4th, 2026.
- 26-006 Library Books and Supplies were received and evaluated prior to the closing at 2:00 p.m. on June 4th, 2026.
- 26-008 Instructional Materials were received and evaluated prior to the closing at 2:00 p.m. on June 4th, 2026.
- 26-009 Technology Software were received and evaluated prior to the closing at 2:00 p.m. on June 4th, 2026.
- 26-011 Fundraisers were received and evaluated prior to the closing at 2:00 p.m. on June 4th, 2026.
- 26-012 Facilities & Transportation Maintenance Supplies and Services were received and evaluated prior to the closing at 2:00 p.m. on June 4th, 2026.
- 26-014- Charter Bus Services were received and evaluated prior to the closing at 2:00 p.m. on June 4th, 2026.
- 26-015- Event Rentals & Services were received and evaluated prior to the closing at 2:00 p.m. on June 4th, 2026.
- 26-030- Photography & Yearbook Services prior to the closing at 2:00 p.m. on May 28th, 2026.

These proposals are open-ended with vendors approved and added throughout the proposal period. The following bids were received for RFP's:

- 26-001 Restaurants and Catering Services
- 26-002 Fine Arts Contracted Services
- 26-003 Apparel and Promotional Products
 - Fastsigns South Arlington (10303)
 - Frenzy Imprints
 - Gandy Ink
 - Market Impact (MIU)
- 26-004 General Retail Merchandise, Supplies, and Equipment
- 26-005 Contracted Services

- Alicia Woods Audiology
 - Mansfield-Arlington Play Therapy Training Center
- 26-006 Library Books and Supplies
- 26-008 Instructional Materials
 - Medicaleshop Inc
 - The Math Learning Center
 - Estrellita
- 26-009 Technology Software
 - Ludus Technologies
- 26-010 Athletic Equipment, Supplies, and Services
 - Medicaleshop Inc
 - Danzgear LLC
- 26-011 Fundraisers
- 26-012 Facilities & Transportation
- 26-014 Charter Bus Services
 - ECHO AFC Transportation
 - Skyway Charters LLC
- 26-015 Event Rentals & Services
 - Texas Wildlife Association
- 26-030 Photography & Yearbook Services

DATE: June 23, 2026
TO: Dr. Tiffanie Spencer
Superintendent
FROM: Dr. Jennifer Stoecker
Associate Superintendent/HR

RE: **RESIGNATIONS**

NAME: Ahmed, Misbah
ASSIGNMENT: STEM Innovation Specialist/Department of Instruction
EXPERIENCE: 8 year(s)/8 year(s) w/ MISD
REASON: Career Change
EFFECTIVE DATE: June 08, 2026

NAME: Bailey, Kristal
ASSIGNMENT: SPED Resource-Elem/Alice Ponder ES
EXPERIENCE: 12 year(s)/3 year(s) w/ MISD
REASON: Career Change
EFFECTIVE DATE: May 22, 2026

NAME: Betts, Arian
ASSIGNMENT: Kindergarten/Cora Spencer ES
EXPERIENCE: 14 year(s)/4 year(s) w/ MISD
REASON: Health or Family Circumstances
EFFECTIVE DATE: May 22, 2026

NAME: Bonilla Griffin, Tabitha
ASSIGNMENT: ESL Teacher/Summit HS
EXPERIENCE: 4 year(s)/1 year(s) w/ MISD
REASON: Personal
EFFECTIVE DATE: May 22, 2026

NAME: Briones, Sophia
ASSIGNMENT: Registered Nurse/Health Services
EXPERIENCE: 1 year(s)/1 year (s) w/ MISD
REASON: Career Change
EFFECTIVE DATE: May 22, 2026

NAME: Brogden, Jeffrey
ASSIGNMENT: Associate Superintendent of Facilities & Bonds/Maintenance
EXPERIENCE: 39 year(s)/22 year(s) w/ MISD
REASON: Retiring
EFFECTIVE DATE: May 29, 2026

NAME: Brown, Matthew
ASSIGNMENT: Executive Director of Student Services/Student Services
EXPERIENCE: 9 year(s)/9 year(s) w/ MISD
REASON: Promotion in Another District
EFFECTIVE DATE: May 29, 2026

NAME: Cantu, Kimberley
ASSIGNMENT: Superintendent-Emeritus/Central Office
EXPERIENCE: 33 year(s)/27 year(s) w/ MISD
REASON: Retiring
EFFECTIVE DATE: June 30, 2026

NAME: Carpenter, John
ASSIGNMENT: Science-6th Grade/Mary Lillard IS
EXPERIENCE: 4 year(s)/2 year(s) w/ MISD
REASON: Career Change
EFFECTIVE DATE: May 22, 2026

NAME: Chambliss, Caleb
ASSIGNMENT: Math-Secondary/Coach/Lake Ridge
EXPERIENCE: 4 year(s)/4 year(s) w/ MISD
REASON: Promotion in Another District
EFFECTIVE DATE: May 22, 2026

NAME: Clark, Jaylee
ASSIGNMENT: Fourth Grade/Charlotte Anderson ES
EXPERIENCE: 3 year(s)/3 year(s) w/ MISD
REASON: Career Change
EFFECTIVE DATE: May 22, 2026

NAME: Contreras, Audrey
ASSIGNMENT: Language Arts-5th Grade/Mary Lillard IS
EXPERIENCE: 13 year(s)/2 year(s) w/ MISD
REASON: Relocation
EFFECTIVE DATE: May 22, 2026

NAME: Cooke, William
ASSIGNMENT: Assistant Band Director/Charlene McKinzey MS
EXPERIENCE: 1 year(s)/1 year(s) w/ MISD
REASON: Relocation
EFFECTIVE DATE: May 22, 2026

NAME: David, Stacy
ASSIGNMENT: Kindergarten/Erma Nash ES
EXPERIENCE: 18 year(s)/18 year(s) w/ MISD
REASON: Health or Family Circumstances
EFFECTIVE DATE: May 22, 2026

NAME: Denova, Isaac
ASSIGNMENT: Science-6th Grade/Alma Martinez IS
EXPERIENCE: 1 year(s)/1 year(s) w/ MISD
REASON: Mid-Year Hire
EFFECTIVE DATE: May 22, 2026

| | |
|-----------------|--|
| NAME: | Dodge, Kevin |
| ASSIGNMENT: | Fourth Grade/DP Morris ES |
| EXPERIENCE: | 26 year(s)/21 year(s) w/ MISD |
| REASON: | Promotion in Another District |
| EFFECTIVE DATE: | May 22, 2026 |
| | |
| NAME: | Donner, Michele |
| ASSIGNMENT: | Spanish-Secondary/Timberview HS |
| EXPERIENCE: | 24 year(s)/1 year(s) w/ MISD |
| REASON: | Retiring |
| EFFECTIVE DATE: | May 22, 2026 |
| | |
| NAME: | Douglas, Kelli |
| ASSIGNMENT: | SPED Early Childhood/JL Boren ES |
| EXPERIENCE: | 12 year(s)/3 year(s) w/ MISD |
| REASON: | Promotion in Another District |
| EFFECTIVE DATE: | May 22, 2026 |
| | |
| NAME: | Eaglin, Gregory |
| ASSIGNMENT: | Business/Coach/Mansfield HS |
| EXPERIENCE: | 11 year(s)/2 year(s) w/ MISD |
| REASON: | Personal |
| EFFECTIVE DATE: | May 22, 2026 |
| | |
| NAME: | Eaglen, Jennifer |
| ASSIGNMENT: | Family Consumer Science/Timberview HS |
| EXPERIENCE: | 15 year(s)/4 year(s) w/ MISD |
| REASON: | Job Did Not Meet Expectations |
| EFFECTIVE DATE: | May 22, 2026 |
| | |
| NAME: | Earvin, Mathie |
| ASSIGNMENT: | SPED ISLE/Cora Spencer ES |
| EXPERIENCE: | 6 year(s)/1 year(s) w/ MISD |
| REASON: | Health or Family Circumstances |
| EFFECTIVE DATE: | May 22, 2026 |
| | |
| NAME: | Edgar, Megan |
| ASSIGNMENT: | Speech Language Pathologist/Special Services |
| EXPERIENCE: | 2 year(s)/2 year(s) w/ MISD |
| REASON: | Relocation |
| EFFECTIVE DATE: | May 22, 2026 |
| | |
| NAME: | Evers, Cynthia |
| ASSIGNMENT: | Math-8 th Grade/James Coble MS |
| EXPERIENCE: | 15 year(s)/9 year(s) w/ MISD |
| REASON: | Career Change |
| EFFECTIVE DATE: | May 22, 2026 |

NAME: Fernandez, Adrian
ASSIGNMENT: Math-Secondary/Lake Ridge HS
EXPERIENCE: 5 year(s)/1 year(s) w/ MISD
REASON: Supervisor/Employee Relations
EFFECTIVE DATE: May 22, 2026

NAME: Figueroa, Anthony
ASSIGNMENT: Science-Secondary/Mansfield HS
EXPERIENCE: 29 year(s)/1 year(s) w/ MISD
REASON: Mid-Year Hire
EFFECTIVE DATE: May 22, 2026

NAME: Gordon, Adrienne
ASSIGNMENT: Science-7th Grade/James Coble MS
EXPERIENCE: 25 year(s)/7 year(s) w/ MISD
REASON: Personal
EFFECTIVE DATE: May 22, 2026

NAME: Gunn, Megan
ASSIGNMENT: SPED FALS/Willie Brown ES
EXPERIENCE: 1 year(s)/1 year(s) w/ MISD
REASON: Career Change
EFFECTIVE DATE: May 22, 2026

NAME: Harman, Sara
ASSIGNMENT: ESL-Elementary/JL Boren ES
EXPERIENCE: 14 year(s)/14 year(s) w/ MISD
REASON: Personal
EFFECTIVE DATE: May 22, 2026

NAME: Hennessy, Rachel
ASSIGNMENT: Speech Language Pathologist/Special Services
EXPERIENCE: 11 year(s)/1 year(s) w/ MISD
REASON: Health or Family Circumstances
EFFECTIVE DATE: May 22, 2026

NAME: Hernandez Petry, JoAnn
ASSIGNMENT: Art-Secondary/TA Howard MS
EXPERIENCE: 11 year(s)/9 year(s) w/ MISD
REASON: Promotion in Another District
EFFECTIVE DATE: May 22, 2026

NAME: Hernandez, Challey
ASSIGNMENT: ESL-Secondary/Brooks Wester MS
EXPERIENCE: 18 year(s)/6 year(s) w/ MISD
REASON: Relocation
EFFECTIVE DATE: May 22, 2026

| | |
|-----------------|---|
| NAME: | Higgins, Meghan |
| ASSIGNMENT: | SPED Co-Tch/Carol Holt ES |
| EXPERIENCE: | 11 year(s)/10 year(s) w/ MISD |
| REASON: | Promotion in Another District |
| EFFECTIVE DATE: | May 22, 2026 |
| | |
| NAME: | Hill, Jennifer |
| ASSIGNMENT: | Language Arts-6 th Grade STEM/Alma Martinez IS |
| EXPERIENCE: | 1 year(s)/1 year(s) w/ MISD |
| REASON: | Mid-Year Hire |
| EFFECTIVE DATE: | May 22, 2026 |
| | |
| NAME: | Holland, Kimberly |
| ASSIGNMENT: | SPED Resource-Elem/Mary Orr IS |
| EXPERIENCE: | 7 year(s)/1 year(s) w/ MISD |
| REASON: | Health or Family Circumstances |
| EFFECTIVE DATE: | May 22, 2026 |
| | |
| NAME: | Hornick, Madison |
| ASSIGNMENT: | Fourth Grade/Tarver-Rendon ES |
| EXPERIENCE: | 3 year(s)/3 year(s) w/ MISD |
| REASON: | Career Change |
| EFFECTIVE DATE: | May 22, 2026 |
| | |
| NAME: | Hudson, Stephanie |
| ASSIGNMENT: | SPED FALS/Glenn Harmon ES |
| EXPERIENCE: | 31 year(s)/1 year(s) w/ MISD |
| REASON: | Relocation |
| EFFECTIVE DATE: | May 22, 2026 |
| | |
| NAME: | Jameson, Amy |
| ASSIGNMENT: | SPED Resource/Martha Reid ES |
| EXPERIENCE: | 13 year(s)/10 year(s) w/ MISD |
| REASON: | Personal |
| EFFECTIVE DATE: | May 22, 2026 |
| | |
| NAME: | Jordan, Cherie |
| ASSIGNMENT: | Language Arts-6 th Grade/Asa Low IS |
| EXPERIENCE: | 26 year(s)/3 year(s) w/ MISD |
| REASON: | Personal |
| EFFECTIVE DATE: | May 22, 2026 |
| | |
| NAME: | King, Madison |
| ASSIGNMENT: | Family Consumer Science/Lake Ridge HS |
| EXPERIENCE: | 5 year(s)/5 year(s) w/ MISD |
| REASON: | Personal |
| EFFECTIVE DATE: | May 22, 2026 |

NAME: Kyle, Jordan
ASSIGNMENT: Science-5th Grade/Asa Low IS
EXPERIENCE: 6 year(s)/4 year(s) w/ MISD
REASON: Relocation
EFFECTIVE DATE: May 22, 2026

NAME: Leggett, Tanner
ASSIGNMENT: Science-Secondary/Mansfield HS
EXPERIENCE: 5 year(s)/4 year(s) w/ MISD
REASON: Career Change
EFFECTIVE DATE: May 22, 2026

NAME: Loya, Margo
ASSIGNMENT: Pre-Kindergarten/Carol Holt ES
EXPERIENCE: 6 year(s)/2 year(s) w/ MISD
REASON: Personal
EFFECTIVE DATE: May 22, 2026

NAME: Lymburner, Justin
ASSIGNMENT: Music-Secondary/James Coble MS
EXPERIENCE: 3 year(s)/3 year(s) w/ MISD
REASON: Personal
EFFECTIVE DATE: May 22, 2026

NAME: Mahan, Kaylee
ASSIGNMENT: Assistant Principal/Brenda Norwood ES
EXPERIENCE: 11 year(s)/7 year(s) w/ MISD
REASON: Career Change
EFFECTIVE DATE: May 22, 2026

NAME: Mahon, Allison
ASSIGNMENT: Pre-Kindergarten/Jandrucko Academy
EXPERIENCE: 8 year(s)/8 year(s) w/ MISD
REASON: Relocation
EFFECTIVE DATE: May 22, 2026

NAME: McCray, Dasia
ASSIGNMENT: Language Arts-8th Grade/James Coble MS
EXPERIENCE: 7 year(s)/3 year(s) w/ MISD
REASON: Limited Promotion Opportunity
EFFECTIVE DATE: May 22, 2026

NAME: McCray, Patrick
ASSIGNMENT: Vocational-Criminal Justice/Ben Barber Career Academy
EXPERIENCE: 13 year(s)/4 year(s) w/ MISD
REASON: Career Change
EFFECTIVE DATE: May 22, 2026

NAME: McCutchan, Matthew
ASSIGNMENT: Language Arts-8th Grade/Charlene McKinzey MS
EXPERIENCE: 14 year(s)/2 year(s) w/ MISD
REASON: Relocation
EFFECTIVE DATE: May 22, 2026

NAME: Merrell, Emily
ASSIGNMENT: Speech Language Pathologist/Special Services
EXPERIENCE: 17 year(s)/2 year(s) w/ MISD
REASON: Personal
EFFECTIVE DATE: May 22, 2026

NAME: Michener, Elizabeth
ASSIGNMENT: Third Grade/Charlotte Anderson ES
EXPERIENCE: 7 year(s)/7 year(s) w/ MISD
REASON: Career Change
EFFECTIVE DATE: May 22, 2026

NAME: Miller Sirena
ASSIGNMENT: SPED ISLE/Louise Cabaniss ES
EXPERIENCE: 5 year(s)/5 year(s) w/ MISD
REASON: Health or Family Circumstances
EFFECTIVE DATE: May 22, 2026

NAME: Mitchell, Sabriel
ASSIGNMENT: Math-Secondary/Lake Ridge HS
EXPERIENCE: 22 year(s)/10 year(s) w/ MISD
REASON: Promotion in Another District
EFFECTIVE DATE: May 22, 2026

NAME: Montgomery, Jermain
ASSIGNMENT: PE-Elementary/Willie Brown ES
EXPERIENCE: 5 year(s)/3 year(s) w/ MISD
REASON: Personal
EFFECTIVE DATE: May 22, 2026

NAME: Moucher, Tiani
ASSIGNMENT: Third Grade/Charlotte Anderson ES
EXPERIENCE: 3 year(s)/2 year(s) w/ MISD
REASON: Compensation
EFFECTIVE DATE: May 22, 2026

NAME: Musick, Taylor
ASSIGNMENT: Speech Language Pathologist/Special Services
EXPERIENCE: 3 year(s)/3 year(s) w/ MISD
REASON: Compensation
EFFECTIVE DATE: May 22, 2026

NAME: Nettles, Denise
ASSIGNMENT: Vocational-Health Occupation/Ben Barber Career Academy
EXPERIENCE: 14 year(s)/6 year(s) w/ MISD
REASON: Health or Family Circumstances
EFFECTIVE DATE: May 22, 2026

NAME: Noonan, Natalie
ASSIGNMENT: Language Arts-8th Grade/James Coble MS
EXPERIENCE: 5 year(s)/5 year(s) w/ MISD
REASON: Personal
EFFECTIVE DATE: May 22, 2026

NAME: Nyadu, Prince
ASSIGNMENT: Social Studies-Secondary/Coach/Lake Ridge HS
EXPERIENCE: 4 year(s)/4 year(s) w/ MISD
REASON: Career Change
EFFECTIVE DATE: May 22, 2026

NAME: Page, Jasmine
ASSIGNMENT: Third Grade/ Cora Spencer ES
EXPERIENCE: 10 year(s)/10 year(s) w/ MISD
REASON: Relocation
EFFECTIVE DATE: May 22, 2026

NAME: Pequeno, Cynthia
ASSIGNMENT: Registered Nurse/Timberview HS
EXPERIENCE: 6 year(s)/6 year(s) w/ MISD
REASON: Personal
EFFECTIVE DATE: May 22, 2026

NAME: Polson, Victoria
ASSIGNMENT: Vocational-Education/Ben Barber Career Academy
EXPERIENCE: 25 year(s)/25 year(s) w/ MISD
REASON: Retiring
EFFECTIVE DATE: May 22, 2026

NAME: Pritchett, Caitlyn
ASSIGNMENT: Science-5th Grade/Donna Shepard IS
EXPERIENCE: 6 year(s)/2 year(s) w/ MISD
REASON: Personal
EFFECTIVE DATE: May 22, 2026

NAME: Pritchett, Christin
ASSIGNMENT: Social Studies-7th Grade/James Coble MS
EXPERIENCE: 5 year(s)/4 year(s) w/ MISD
REASON: Supervisor/Employee Relations
EFFECTIVE DATE: May 22, 2026

NAME: Ramirez, Adrian
ASSIGNMENT: Social Studies-Secondary/Coach/Mansfield HS
EXPERIENCE: 15 year(s)/3 year(s) w/ MISD
REASON: Job Did Not Meet Expectations
EFFECTIVE DATE: May 22, 2026

NAME: Remington, Laurie
ASSIGNMENT: Math-Secondary/Mansfield HS
EXPERIENCE: 32 year(s)/21 year(s) w/ MISD
REASON: Personal
EFFECTIVE DATE: May 22, 2026

NAME: Richards, Amber
ASSIGNMENT: Auditory Impairment/Special Services
EXPERIENCE: 16 year(s)/8 year(s) w/ MISD
REASON: Personal
EFFECTIVE DATE: May 22, 2026

NAME: Rives, Kari
ASSIGNMENT: Math-8th Grade/Danny Jones MS
EXPERIENCE: 12 year(s)/3 year(s) w/ MISD
REASON: Health or Family Circumstances
EFFECTIVE DATE: May 22, 2026

NAME: Rizzo, Kristen
ASSIGNMENT: Math-Secondary/Mansfield HS
EXPERIENCE: 21 year(s)/13 year(s) w/ MISD
REASON: Personal
EFFECTIVE DATE: May 22, 2026

NAME: Roberson, Ronnie
ASSIGNMENT: Social Studies-Secondary/Coach/Summit HS
EXPERIENCE: 45 year(s)/27 year(s) w/ MISD
REASON: Retiring
EFFECTIVE DATE: May 22, 2026

NAME: Robinson, Kina
ASSIGNMENT: Instructional Specialist/TA Howard MS
EXPERIENCE: 30 year(s)/2 year(s) w/ MISD
REASON: Health or Family Circumstances
EFFECTIVE DATE: May 22, 2026

NAME: Rocha, Angelica
ASSIGNMENT: Language Arts-Secondary/Lake Ridge HS
EXPERIENCE: 2 year(s)/2 year(s) w/ MISD
REASON: Promotion in Another District
EFFECTIVE DATE: May 22, 2026

NAME: Rosson, Dawn
ASSIGNMENT: Second Grade/Brenda Norwood ES
EXPERIENCE: 29 year(s)/29 year(s) w/ MISD
REASON: Retiring
EFFECTIVE DATE: May 22, 2026

NAME: Schwartz, Kimberly
ASSIGNMENT: Director of Special Education
EXPERIENCE: 30 year(s)/29 year(s) w/ MISD
REASON: Retiring
EFFECTIVE DATE: June 30, 2026

NAME: Shafer, Taylor
ASSIGNMENT: Language Arts-8th/Charlene McKinzey MS
EXPERIENCE: 6 year(s)/3 year(s) w/ MISD
REASON: Promotion in Another District
EFFECTIVE DATE: May 22, 2026

NAME: Stokes, Holly
ASSIGNMENT: Social Studies-6th Grade/Asa Low IS
EXPERIENCE: 3 year(s)/3 year(s) w/ MISD
REASON: Career Change
EFFECTIVE DATE: May 22, 2026

NAME: Thomas, Jayden
ASSIGNMENT: Band-Itinerate/TA Howard MS
EXPERIENCE: 4 year(s)/4 year(s) w/ MISD
REASON: Career Change
EFFECTIVE DATE: May 22, 2026

NAME: Thomas, Nicholas
ASSIGNMENT: Band-Itinerate/Linda Jobe MS
EXPERIENCE: 5 year(s)/5 year(s) w/ MISD
REASON: Promotion in Another District
EFFECTIVE DATE: May 22, 2026

NAME: Thompson, Courtnie
ASSIGNMENT: SPED Resource-Elem/Erma Nash ES
EXPERIENCE: 12 year(s)/10 year(s) w/ MISD
REASON: Career Change
EFFECTIVE DATE: May 22, 2026

NAME: Trotter, Shane
ASSIGNMENT: Assistant Principal/Linda Jobe MS
EXPERIENCE: 13 year(s)/13 year(s) w/ MISD
REASON: Career Change
EFFECTIVE DATE: June 08, 2026

NAME: Vardy, Charlene
ASSIGNMENT: Kindergarten/Louise Cabaniss ES
EXPERIENCE: 4 year(s)/4 year(s) w/ MISD
REASON: Relocation
EFFECTIVE DATE: May 22, 2026

NAME: Webb, Amy
ASSIGNMENT: Kindergarten/Charlotte Anderson ES
EXPERIENCE: 12 year(s)/12 year(s) w/ MISD
REASON: Relocation
EFFECTIVE DATE: May 22, 2026

NAME: Wigley, Bridgett
ASSIGNMENT: Choir-Secondary/Danny Jones MS
EXPERIENCE: 25 year(s)/20 year(s) w/ MISD
REASON: Relocation
EFFECTIVE DATE: May 22, 2026

NAME: Williams, Ashton
ASSIGNMENT: Dance/Cross Timbers IS
EXPERIENCE: 3 year(s)/3 year(s) w/ MISD
REASON: Personal
EFFECTIVE DATE: May 22, 2026

NAME: Williams, Jasmine
ASSIGNMENT: Quest Program Coordinator/Communications
EXPERIENCE: 10 year(s)/3 year(s) w/ MISD
REASON: Career Change
EFFECTIVE DATE: June 05, 2026

NAME: Williams, Timothy
ASSIGNMENT: Athletic Coordinator/Rogene Worley MS
EXPERIENCE: 28 year(s)/23 year(s) w/ MISD
REASON: Retiring
EFFECTIVE DATE: May 22, 2026

NAME: Wilson, Derwin
ASSIGNMENT: Business-Secondary/Coach/Timberview HS
EXPERIENCE: 12 year(s)/1 year(s) w/ MISD
REASON: Career Change
EFFECTIVE DATE: May 22, 2026

NAME: Woodard, Caleb
ASSIGNMENT: Band/Summit HS
EXPERIENCE: 1 year(s)/1 year(s) w/ MISD
REASON: Mid-Year Hire
EFFECTIVE DATE: May 22, 2026

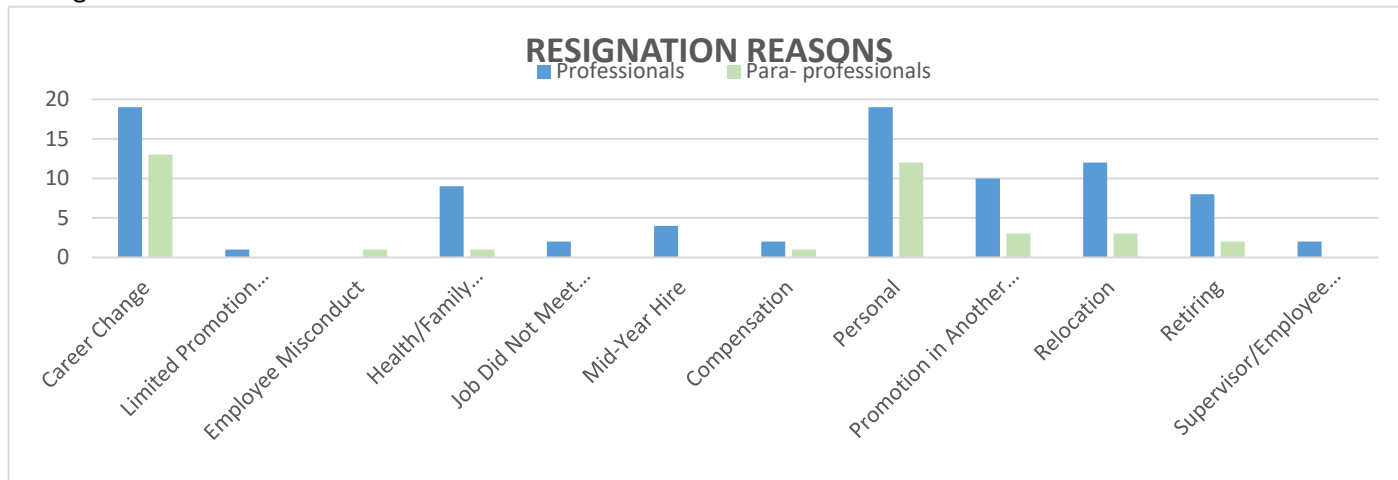
NAME: Wright, Faith
ASSIGNMENT: Second Grade/Anna May Daulton ES
EXPERIENCE: 8 year(s)/8 year(s) w/ MISD
REASON: Personal
EFFECTIVE DATE: May 22, 2026



Resignation Reason Summary - 06/23/2026

| Reason | Professionals | Para-professionals | Totals |
|-------------------------------|---------------|--------------------|------------|
| Career Change | 19 | 13 | |
| Limited Promotion Opportunity | 1 | | |
| Employee Misconduct | | 1 | |
| Health/Family Circumstances | 9 | 1 | |
| Job Did Not Meet Expectations | 2 | | |
| Mid-Year Hire | 4 | | |
| Compensation | 2 | 1 | |
| Personal | 19 | 12 | |
| Promotion in Another District | 10 | 3 | |
| Relocation | 12 | 3 | |
| Retiring | 8 | 2 | |
| Supervisor/Employee Relations | 2 | | |
| Totals | 88 | 36 | 124 |

* Reasons given on their exit forms





Executive Program Summary June 2026

This report outlines, at an executive review level, the progress planned by the Construction Program Supervisor through June 2026 and key activities planned for July 2026.

PHASE 1 OVERVIEW

Safety Security & Police Building – Construction ongoing with foundation work, site work, and utilities working concurrently and is on track for a November 2026 substantial completion.

Early Learning Center 2.0 – Site work, utilities, and foundation ongoing and tracking for a spring 2027 substantial completion.

P1, P2, P3 - Middle Schools Fine Arts Additions – All 6 campus have ongoing construction for the fine arts additions, and HVAC replacements started in June. Substantial completion set for July 2027 for all campuses.

P15 - Ben Barber Innovation Academy and Frontier HS Addition & Renovations – Construction is ongoing for the addition and renovations in the existing building started in June. A February 2027 substantial completion is expected.

A1-A5 - High School Baseball & Softball Turf & Batting Cages – All campuses are working through padding corrections and final closeouts are near completion.

P14 - 6th Avenue & Main Transportation – No summer 2026 work will occur but reoccurring design meetings are in place.

S2 – Safety & Security Infrastructure District Wide

NextGen Security has begun procuring devices & servers. Device swap outs will begin on 5/22 during nights and weekends.

T1 – Fiber Ring

The storage replacement of this project is complete and city permits are expected to be approved sometime in May for the fiber ring.

PHASE 2 OVERVIEW

P4 - Capital Improvements – Anderson ES, Davis ES, Harmon ES, Holt ES, Morris ES, Tipps ES – Work has begun at Davis ES, Holt ES, & Morris ES.

P7 - Capital Improvements – Daulton ES, Miller ES, Smith ES, Spencer ES, Norwood ES – Work has begun at all campuses.

P8 - Capital Improvements – Brockett ES, Cabaniss ES, Gideon ES, Jones ES, Jandrucko ELA – Work has begun at all campuses.

P9 - Capital Improvements – Mansfield HS, Low IS, Orr IS – Demolition for summer work on all campuses has begun.

P11 - Capital Improvements – Timberview HS, Icenhower IS – Summer work on both campuses has begun.



PHASE 3 OVERVIEW

P4 - Capital Improvements – Anderson ES, Davis ES, Harmon ES, Holt ES, Morris ES, Tipps ES – This package will have Phase 3 scope in summer 2027. Phase 3 campuses with summer 2027 work will be Anderson ES, Harmon ES and Tipps ES.

P5 - Capital Improvements – Boren ES, Brown ES, Nash ES, Perry ES, Reid ES – This package will be bid fall of 2026 for Board approval with a Summer 2027 Construction completion.

P6 - Capital Improvements – Neal ES, Ponder ES, Rendon ES, Sheppard ES – This package will be bid fall of 2026 for Board approval with a Summer 2027 Construction completion.

P10 - Capital Improvements – Summit HS, Cross Timbers IS – This package will be bid fall of 2026 for Board approval with a Summer 2027 Construction completion.

P12 - Capital Improvements – Legacy HS, Shepard IS – This package will be bid fall of 2026 for Board approval with a Summer 2027 Construction completion.

P13 - Capital Improvements – Lake Ridge HS, Lillard IS, McKinzey IS – This package will be bid fall of 2026 for Board approval with a Summer 2027 Construction completion.

SCHEDULE:

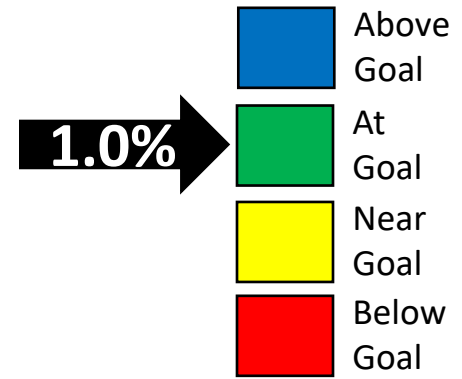
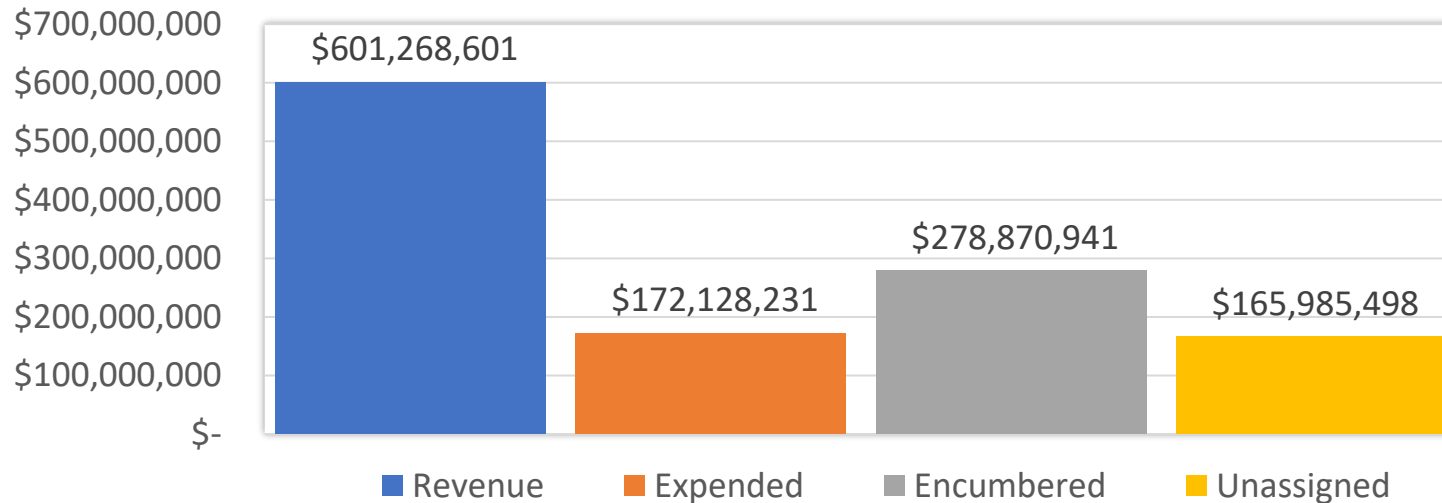
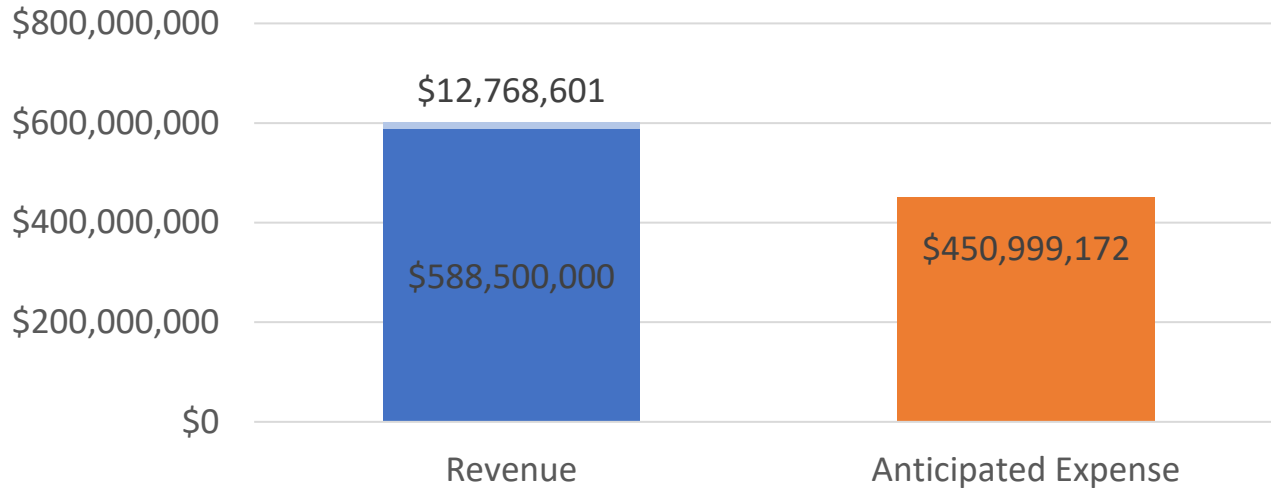
The Report for each project is attached herewith.

BUDGET:

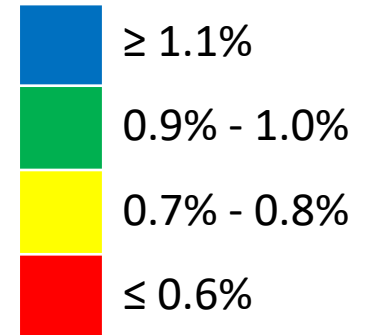
The Program Report Summary of expenditures is attached herewith.

The 2024 Bond Program website is complete with progress updates, information, and photos. The website will be consistently updated with project information.

7.4.1 Bond 2024 Program



Status for this Measure



Goal: Under Budget ≤ 1.0% or \$5.88 million

MISD New Early Learners Academy

Schedule Summary

| ID | Task Name | Start | Finish | Half 1, 2023 | Half 2, 2023 | Half 1, 2024 | Half 2, 2024 | Half 1, 2025 | Half 2, 2025 | Half 1, 2026 | Half 2, 2026 | Half 1, 2027 | Half 2, 2027 | Half 1, 2028 | Half 2, 2028 |
|----|---------------------------------|--------------|--------------|--------------|--------------|--------------|--------------|--------------|--------------|--------------|--------------|--------------|--------------|--------------|--------------|
| 1 | MISD New Early Learners Academy | Mon 8/5/24 | Fri 4/9/27 | | | | | | | | | | | | |
| 2 | Design Phase | Mon 8/5/24 | Mon 2/24/25 | | | | | | | | | | | | |
| 3 | schematic Design | Mon 8/5/24 | Tue 11/26/24 | | | | | | | | | | | | |
| 4 | Design Development | Wed 11/27/24 | Mon 2/24/25 | | | | | | | | | | | | |
| 5 | CMAR Selection | Thu 8/15/24 | Tue 10/22/24 | | | | | | | | | | | | |
| 6 | Pre-Construction Phase | Tue 2/25/25 | Mon 9/1/25 | | | | | | | | | | | | |
| 7 | Construction Documents | Tue 2/25/25 | Wed 4/23/25 | | | | | | | | | | | | |
| 8 | Bid | Mon 6/2/25 | Mon 7/7/25 | | | | | | | | | | | | |
| 9 | CMAr GMP | Fri 7/11/25 | Fri 8/1/25 | | | | | | | | | | | | |
| 10 | GMP Review | Mon 8/4/25 | Mon 9/1/25 | | | | | | | | | | | | |
| 11 | Construction Phase | Mon 9/15/25 | Fri 4/9/27 | | | | | | | | | | | | |
| 12 | Construction | Mon 9/15/25 | Fri 4/9/27 | | | | | | | | | | | | |

Budget

\$53,000,000.00

Cost Summary

Pre-Construction Fee: \$ 65,000.00

Contract Award Amount:

Change Order:

New Contract Amount

Scope of Work


1. Build a New Early Learners Academy

Status Summary

1. Preparation for Area A slab is scheduled to begin soon, weather permitting.
2. Lift station utilities are being set and underground plumbing was completed the first week of June.
3. Area B slab pour is finalized.
4. ICF pours for Area E & F are completed with subsequent areas being prepared.
5. The final graphics review Exhibit Concepts was completed.
6. Precast panels are completed and are in preparation for inspection.
7. Work on the topping slab is ongoing; structural steel install is scheduled to begin mid-June.
8. The project remains on track for a substantial completion of March 2027.

420

Middle School Fine Arts Additions PKG 2 T A Howard & James Coble Middle School with Life Cycle Replacement
Schedule Summary



Cost Summary

Budget Amount: \$ 34,600,000.00

Change Order:

Contract Award Amount: \$ 29,785,236

Pre-Con Fee: \$80,000.00

New Contract Amount: Early Flooring Coble: \$967,084.00

New Contract Amount: Coble GMP#2 \$16,380,462.00

New Contract Amount: Howard GMP#2 \$12,432,560.00

Scope of Work

1. Construct Fine Arts additions.
2. Safety & Security Upgrades including weapons detection systems.
3. Technology infrastructure & life cycle replacements.
4. MEP life cycle replacements.
5. New serving lines in the cafeteria.
6. Civil work, track, bleacher, and scoreboard replacements.
7. Proposition B, interactive panels in classrooms and common spaces and digital signage.

422

Status Summary

1. Fire lane has been put in at Coble and is being inspected.
2. Soil retainer boards were placed along the grade beams at Coble & backfilled.
3. The electricians & plumbers made disconnections for the RTU swap at Coble, including the fire alarm. The curb adapters & RTUs were delivered on 6/8 & 6/9. Installation of RTUs begin 6/15.
4. The sidewalk at the front of Coble has been removed.
5. Excavation & soil stabilization for the new fire lane and head-in parking began at Howard.
6. Installation of the new fire lane system at Howard began and fiber connection to the concessions has been restored.
7. All grade beam excavation & decking is completed at Howard. First section of rebar is completed, and rebar in the second section is being installed.

Middle School Fine Arts Addition PKG 3 Jones & Wester with Life Cycle Replacement

Schedule Summary

| ID | Task Name | Start | Finish | Half 2, 2023 | Half 1, 2024 | Half 2, 2024 | Half 1, 2025 | Half 2, 2025 | Half 1, 2026 | Half 2, 2026 | Half 1, 2027 | | | | | | | | | | | | | | | | | | | | | | | | | | | | |
|-----|-------------------------------|-------------|-------------|--|--------------|--------------|--------------|--------------|--------------|--------------|--------------|---|---|---|---|---|---|---|---|---|---|---|---|---|---|---|---|---|---|---|---|---|---|---|---|---|---|---|---|
| 80 | Phase 1 PKG 3 Jones, & Wester | Mon 6/17/24 | Fri 7/2/27 | J | A | S | O | N | D | J | F | M | A | M | J | J | A | S | O | N | D | J | F | M | A | M | J | J | A | S | O | N | D | J | F | M | A | M | J |
| 81 | Design Phase | Mon 6/17/24 | Wed 3/5/25 | Phase 1 PKG 3 Jones, & Wester Design Phase | | | | | | | | | | | | | | | | | | | | | | | | | | | | | | | | | | | |
| 85 | Pre-Construction Phase | Thu 3/6/25 | Thu 8/7/25 | Pre-Construction Phase 100% | | | | | | | | | | | | | | | | | | | | | | | | | | | | | | | | | | | |
| 86 | Construction Documents | Thu 3/6/25 | Mon 7/21/25 | Construction Documents 97% | | | | | | | | | | | | | | | | | | | | | | | | | | | | | | | | | | | |
| 91 | Early flooring package JobeMS | Thu 4/24/25 | Thu 8/7/25 | Early flooring package JobeMS 100% | | | | | | | | | | | | | | | | | | | | | | | | | | | | | | | | | | | |
| 92 | Bids | Thu 4/24/25 | Thu 4/24/25 | Bids 100% | | | | | | | | | | | | | | | | | | | | | | | | | | | | | | | | | | | |
| 93 | Bid Review | Fri 4/25/25 | Thu 5/1/25 | Bid Review 100% | | | | | | | | | | | | | | | | | | | | | | | | | | | | | | | | | | | |
| 94 | GMP Early Package | Fri 5/2/25 | Fri 5/2/25 | GMP Early Package 100% | | | | | | | | | | | | | | | | | | | | | | | | | | | | | | | | | | | |
| 95 | Construction Phase | Fri 6/6/25 | Thu 8/7/25 | Construction Phase 100% | | | | | | | | | | | | | | | | | | | | | | | | | | | | | | | | | | | |
| 96 | Early flooring Package | Fri 6/6/25 | Thu 8/7/25 | Early flooring Package 100% | | | | | | | | | | | | | | | | | | | | | | | | | | | | | | | | | | | |
| 97 | Wester abatement | Fri 6/6/25 | Thu 8/7/25 | Wester abatement 100% | | | | | | | | | | | | | | | | | | | | | | | | | | | | | | | | | | | |
| 98 | GMP Package 3 | Wed 6/18/25 | Tue 7/22/25 | GMP Package 3 100% | | | | | | | | | | | | | | | | | | | | | | | | | | | | | | | | | | | |
| 99 | Bid | Wed 6/18/25 | Tue 7/8/25 | Bid 100% | | | | | | | | | | | | | | | | | | | | | | | | | | | | | | | | | | | |
| 100 | Owner Review | Wed 7/9/25 | Tue 7/22/25 | Owner Review 100% | | | | | | | | | | | | | | | | | | | | | | | | | | | | | | | | | | | |
| 101 | Construction Phase | Mon 8/18/25 | Fri 7/2/27 | Construction Phase | | | | | | | | | | | | | | | | | | | | | | | | | | | | | | | | | | | |
| 102 | Construction | Mon 8/18/25 | Fri 7/2/27 | Construction | | | | | | | | | | | | | | | | | | | | | | | | | | | | | | | | | | | |

Cost Summary

Budget Amount: \$49,399,156

Change Order:

New Contract Amount: \$39,630,477.00

Pre-Construction Fee: \$40,000.00

Jones Early Flooring Package: \$910,702.00

Wester Early Package (Abatement/Demo): \$1,215,207.00

Scope of Work

1. Construct Fine Arts additions.
2. Safety & Security Upgrades including weapons detection systems.
3. Technology infrastructure & life cycle replacements.
4. MEP life cycle replacements, including lighting upgrades at Brooks Wester M.S
5. New serving lines in the cafeteria at Danny Jones MS.
6. Proposition B, interactive panels in classrooms and common spaces and digital signage.

423

Status Summary

1. Track renovations at Jones has commenced, including curb demo and ongoing removal of existing surface materials.
2. Additional interior plumbing discoveries were identified and the PA system & speakers were verified & removed.
3. Roof curbs for curb adapters were swapped out at Jones.
4. Existing HVAC units at Jones will be picked up on 6/15; new units will start being set on 6/17.
5. Track renovations at Wester is ongoing; the top layer is fully excavated & asphalt demo is underway.
6. Grade beams being excavated at Wester with the pour for tilt walls to follow.
7. Eight RTU curbs were laid down, set, & flashed in at Wester.
8. The ductwork & ceilings have been demoed at Wester.

Ben Barber Innovation Academy / Frontier STEM Academy CTE Addition & Life Cycle Replacement Phoenix Academy
Schedule Summary

| ID | Task Name | Start | Finish | Progress Chart (Q3 2024 - Q2 2029) | | | | | | | | | | | | | | | | | | | | | | | | | | | |
|----|--|-------------|--------------|------------------------------------|--|--|--|--|--|--|--|--|--|--|--|--|--|--|--|--|--|--|--|--|--|--|--|--|--|--|--|
| 1 | Ben Barber / Frontier DTEM CTE Addition CIP & Phoenix CIP | Thu 7/11/24 | Wed 11/25/26 | 45% | | | | | | | | | | | | | | | | | | | | | | | | | | | |
| 2 | Design Phase | Thu 7/11/24 | Fri 4/18/25 | 100% | | | | | | | | | | | | | | | | | | | | | | | | | | | |
| 9 | Pre-Construction Phase | Wed 2/26/25 | Wed 6/25/25 | 100% | | | | | | | | | | | | | | | | | | | | | | | | | | | |
| 10 | Construction Documents | Wed 2/26/25 | Wed 5/14/25 | 100% | | | | | | | | | | | | | | | | | | | | | | | | | | | |
| 11 | Bid | Thu 5/15/25 | Mon 6/9/25 | 100% | | | | | | | | | | | | | | | | | | | | | | | | | | | |
| 12 | GMP | Tue 6/10/25 | Wed 6/25/25 | 100% | | | | | | | | | | | | | | | | | | | | | | | | | | | |
| 13 | Construction Phase | Thu 6/26/25 | Wed 8/6/25 | 15% | | | | | | | | | | | | | | | | | | | | | | | | | | | |
| 14 | Contract Buy out | Thu 6/26/25 | Wed 8/6/25 | 15% | | | | | | | | | | | | | | | | | | | | | | | | | | | |
| 15 | Ben Barber / Frontier DTEM CTE | Fri 8/8/25 | Tue 8/11/26 | 6% | | | | | | | | | | | | | | | | | | | | | | | | | | | |
| 16 | Mobilize | Fri 8/8/25 | Wed 9/3/25 | 39% | | | | | | | | | | | | | | | | | | | | | | | | | | | |
| 17 | Fence | Fri 8/8/25 | Mon 8/11/25 | 100% | | | | | | | | | | | | | | | | | | | | | | | | | | | |
| 18 | Job Trailer | Tue 8/26/25 | Wed 8/27/25 | 100% | | | | | | | | | | | | | | | | | | | | | | | | | | | |
| 19 | Rock For laydown Yard | Thu 8/28/25 | Wed 9/3/25 | 80% | | | | | | | | | | | | | | | | | | | | | | | | | | | |
| 20 | Shelter Construction | Thu 8/28/25 | Tue 8/11/26 | 4% | | | | | | | | | | | | | | | | | | | | | | | | | | | |
| 31 | Phoenix Academy | Mon 9/16/24 | Wed 11/25/26 | 39% | | | | | | | | | | | | | | | | | | | | | | | | | | | |
| 32 | Design Phase | Mon 9/16/24 | Wed 11/25/26 | 39% | | | | | | | | | | | | | | | | | | | | | | | | | | | |

Cost Summary

Proposed Budget: Ben Barber CTE \$18,319,424.00

Pre – Construction Fee: \$40,000.00

Contract Award Amount: \$21,728,789.00

Change Order:

New Contract Amount

Scope of Work

1. Ben Barber CTE Addition & CIP
 - a. New CTE Addition
 - b. Roof Top Unit R-22 replacement, life safety & security upgrades, Day Care play surface replacement.
 - c. Paving repairs
2. Phoenix Academy
 - a. Life safety & security upgrades, Interior Lighting replacement
 - b. Paving repairs

424

Status Summary

1. Storm structure topping slab is complete at Ben Barber.
2. Work on the roof flashing is underway at Ben Barber.
3. Cabinetry in both biomedical labs have been demoed at Ben Barber.
4. The existing construction lab ceiling at Ben Barber has been removed and everything has been made safe.
5. Concrete demo is underway at Phoenix and exterior sealants are scheduled for 6/15.

A-1 Mansfield High School Baseball & Softball Field Turf Upgrades, Batting Cages & Bull Pens

Schedule Summary

| ID | Task Name | Start | Finish | 2023 | | | | 2024 | | | | 2025 | | | | 2026 | | | | 2027 | | | | 2028 | | | |
|----|--|-------------|--------------|---|----|----|----|------|----|----|----|------|----|----|----|------|----|----|----|------|----|----|----|------|----|----|----|
| | | | | Q1 | Q2 | Q3 | Q4 | Q1 | Q2 | Q3 | Q4 | Q1 | Q2 | Q3 | Q4 | Q1 | Q2 | Q3 | Q4 | Q1 | Q2 | Q3 | Q4 | Q1 | Q2 | Q3 | Q4 |
| 1 | A-1 Mansfield High School Baseball, Softball Turf Projects, Batting Cages & Bullpens | Tue 9/3/24 | Tue 12/30/25 | Turf Projects, Batting Cages & Bullpens | | | | | | | | | | | | | | | | | | | | 68% | | | |
| 2 | Design Phase | Tue 9/3/24 | Mon 1/20/25 | Design Phase | | | | | | | | | | | | | | | | | | | | 100% | | | |
| 5 | Pre-Construction Phase | Tue 1/21/25 | Tue 5/27/25 | Pre-Construction Phase | | | | | | | | | | | | | | | | | | | | 99% | | | |
| 11 | Construction Phase | Tue 5/27/25 | Tue 12/30/25 | Construction Phase | | | | | | | | | | | | | | | | | | | | 24% | | | |
| 12 | NTP | Mon 6/2/25 | Mon 6/2/25 | NTP | | | | | | | | | | | | | | | | | | | | 100% | | | |
| 13 | Contract Buy Out | Tue 5/27/25 | Thu 6/19/25 | Contract Buy Out | | | | | | | | | | | | | | | | | | | | 85% | | | |
| 14 | Construction | Mon 6/30/25 | Tue 12/30/25 | Construction | | | | | | | | | | | | | | | | | | | | 15% | | | |

Cost Summary

Pre – Construction Fee: \$10,000.00

Budget Amount: \$6,508,530

Contract Award Amount: \$5,976,120.00

Change Order:

New Contract Amount

Scope of Work








1. New Turf for Baseball & Softball fields at the 5 High Schools.
2. New batting cages for baseball & softball at each campus.

Status Summary

1. Core Construction & MISD are working on final closeouts to include updated as-built drawings for the district to keep.
2. Correction to the padding at the back stops is underway.
3. Additional field drag & magnets have been delivered to the campus.

A-2 Summit High School Baseball & Softball Field Turf Upgrades, Batting Cages & Bull Pens

Schedule Summary

| ID | Task Name | Start | Finish | 2024 2025 2026 2027 | | | | | | | | | | | | | | | |
|----|--|-------------|--------------|---|----|----|----|----|----|----|----|----|----|----|----|----|----|----|----|
| | | | | Q3 | Q4 | Q1 | Q2 | Q3 | Q4 | Q1 | Q2 | Q3 | Q4 | Q1 | Q2 | Q3 | Q4 | Q1 | Q2 |
| 18 | A-2 Summit High School Baseball, Softball Turf Projects, Batting Cages & Bullpens | Sun 9/15/24 | Tue 12/30/25 | Batting Cages & Bullpens  66% | | | | | | | | | | | | | | | |
| 19 | Design Phase | Sun 9/15/24 | Mon 1/20/25 | Design Phase  100% | | | | | | | | | | | | | | | |
| 22 | Pre-Construction Phase | Tue 1/21/25 | Tue 5/27/25 | Pre-Construction Phase  99% | | | | | | | | | | | | | | | |
| 28 | Construction Phase | Tue 5/27/25 | Tue 12/30/25 | Construction Phase  23% | | | | | | | | | | | | | | | |
| 29 | NTP | Mon 6/2/25 | Mon 6/2/25 | NTP  100% | | | | | | | | | | | | | | | |
| 30 | Contract Buy Out | Tue 5/27/25 | Thu 6/19/25 | Contract Buy Out  80% | | | | | | | | | | | | | | | |
| 31 | Construction | Mon 6/30/25 | Tue 12/30/25 | Construction  15% | | | | | | | | | | | | | | | |

Cost Summary

Pre – Construction Fee: \$15,750.00

Budget Amount: \$7,226,792

Contract Award Amount: \$6,626,421.00

Change Order:

New Contract Amount

Scope of Work

1. New Turf for Baseball & Softball fields at the 5 High Schools.
2. New batting cages for baseball & softball at each campus.

Status Summary

1. Lee Lewis & MISD are working on final closeouts to include updated as-built drawings for the district to keep.
2. Correction to the padding at the back stops is underway.
3. Additional field drag & magnets have been delivered to the campus.
4. Repairs have been made to baseball netting over the bleachers.

426

A-3 Legacy High School Baseball, Softball Turf Project, Batting Cages & Bullpens

Schedule Summary

| ID | Task Name | Start | Finish | 2024 | | | | | | | | | | | | 2025 | | | | 2026 | | | | 2027 | | |
|----|--|-------------|--------------|-------------------------------------|----|----|----|----|----|----|----|----|----|----|----|-------------|----|----|----|------|----|----|----|------|--|--|
| | | | | Q3 | Q4 | Q1 | Q2 | Q3 | Q4 | Q1 | Q2 | Q3 | Q4 | Q1 | Q2 | Q3 | Q4 | Q1 | Q2 | Q3 | Q4 | Q1 | Q2 | Q3 | | |
| 33 | A-3 Legacy High School Baseball, Softball Turf Projects, Batting Cages & Bullpens | Sun 9/15/24 | Tue 12/30/25 | Batting Cages & Bullpens | | | | | | | | | | | | 72% | | | | | | | | | | |
| 34 | Design Phase | Sun 9/15/24 | Mon 1/20/25 | Design Phase | | | | | | | | | | | | 100% | | | | | | | | | | |
| 37 | Pre-Construction Phase | Tue 1/21/25 | Tue 5/27/25 | Pre-Construction Phase | | | | | | | | | | | | 99% | | | | | | | | | | |
| 43 | Construction Phase | Tue 5/27/25 | Tue 12/30/25 | Construction Phase | | | | | | | | | | | | 37% | | | | | | | | | | |
| 44 | NTP | Mon 6/2/25 | Mon 6/2/25 | NTP | | | | | | | | | | | | 100% | | | | | | | | | | |
| 45 | Contract Buy Out | Tue 5/27/25 | Thu 6/19/25 | Contract Buy Out | | | | | | | | | | | | 90% | | | | | | | | | | |
| 46 | Construction | Mon 6/30/25 | Tue 12/30/25 | Construction | | | | | | | | | | | | 30% | | | | | | | | | | |

Cost Summary

Pre -Construction Fee: \$ 10,000.00

Budget Amount: \$6,135,302.00

Contract Award Amount: \$5,563,466.00

Change Order:

New Contract Amount

Scope of Work

1. New Turf for Baseball & Softball fields at the 5 High Schools.
2. New batting cages for baseball & softball at each campus.

Status Summary

1. Crossland & MISD are working on final closeouts to include updated as-built drawings for the district to keep.
2. Additional field drag & magnets have been delivered to the campus.
3. Repairs to the concrete outside of the softball batting cages were determined to be necessary and are being planned.

427

A-4 Lake Ridge High School Baseball, Softball Turf Project, Batting Cages & Bullpens

Schedule Summary

| ID | Task Name | Start | Finish | 2021 | | | | | | | | | | | | 2022 | | | | 2023 | | | | 2024 | | | | 2025 | | | | 2026 | | |
|-----|---|-------------|--------------|---|----|----|----|----|----|----|----|----|----|----|----|------|----|----|----|------|----|----|----|------|----|----|----|------|--|--|--|------|--|--|
| | | | | Q4 | Q1 | Q2 | Q3 | Q4 | Q1 | Q2 | Q3 | Q4 | Q1 | Q2 | Q3 | Q4 | Q1 | Q2 | Q3 | Q4 | Q1 | Q2 | Q3 | Q4 | Q1 | Q2 | Q3 | | | | | | | |
| 88 | A-4 Lake Ridge High School Baseball, Softball Turf Projects, Batting Cages & Bullpens | Tue 9/3/24 | Wed 12/31/25 | A-4 Lake Ridge High School Baseball, Softball Turf Projects, Batting Cages & Bullpens | | | | | | | | | | | | | | | | | | | | | | | | 63% | | | | | | |
| 89 | Design Phase | Tue 9/3/24 | Mon 1/20/25 | Design Phase | | | | | | | | | | | | | | | | | | | | | | | | 100% | | | | | | |
| 92 | Pre-Construction Phase | Tue 1/21/25 | Tue 5/27/25 | Pre-Construction Phase | | | | | | | | | | | | | | | | | | | | | | | | 99% | | | | | | |
| 98 | Construction Phase | Tue 5/27/25 | Wed 12/31/25 | Construction Phase | | | | | | | | | | | | | | | | | | | | | | | | 41% | | | | | | |
| 99 | NTP | Mon 6/2/25 | Mon 6/2/25 | NTP | | | | | | | | | | | | | | | | | | | | | | | | 100% | | | | | | |
| 100 | Contract Buy Out | Tue 5/27/25 | Mon 6/30/25 | Contract Buy Out | | | | | | | | | | | | | | | | | | | | | | | | 15% | | | | | | |
| 101 | Construction | Tue 5/27/25 | Wed 12/31/25 | Construction | | | | | | | | | | | | | | | | | | | | | | | | 43% | | | | | | |

Cost Summary

Pre -Construction Fee: \$ 10,000.00

Budget Amount: \$5,937,467.00

Contract Award Amount: \$5,812,794.00

Change Order:

New Contract Amount

Scope of Work

1. New Turf for Baseball & Softball fields at the 5 High Schools.
2. New batting cages for baseball & softball at each campus.

Status Summary

1. Crossland & MISD are working on final closeouts to include updated as-built drawings for the district to keep.
2. Additional field drag & magnets have been delivered to the campus.

A-5 Timberview High School Baseball & Softball Field Turf Upgrades, Batting Cages & Bull Pens

Schedule Summary

| ID | Task Name | Start | Finish | Timeline (2021-2027) | | | | | | | | | | | | | | | | | | | | | | | | | | | |
|----|---|-------------|--------------|---|--|--|--|--|--|--|--|--|--|--|--|--|--|--|--|--|--|--|--|--|--|--|--|--|--|--|--|
| 63 | A-5 Timberview High School Baseball, Softball Turf Projects, Batting Cages & Bullpens | Tue 9/3/24 | Tue 12/30/25 | A-5 Timberview High School Baseball, Softball Turf Projects, Batting Cages & Bullpens | | | | | | | | | | | | | | | | | | | | | | | | | | | |
| 64 | Design Phase | Tue 9/3/24 | Mon 1/20/25 | Design Phase 100% | | | | | | | | | | | | | | | | | | | | | | | | | | | |
| 67 | Pre-Construction Phase | Tue 1/21/25 | Tue 5/27/25 | Pre-Construction Phase 99% | | | | | | | | | | | | | | | | | | | | | | | | | | | |
| 73 | Construction Phase | Tue 5/27/25 | Tue 12/30/25 | Construction Phase 20% | | | | | | | | | | | | | | | | | | | | | | | | | | | |
| 74 | NTP | Mon 6/2/25 | Mon 6/2/25 | NTP 100% | | | | | | | | | | | | | | | | | | | | | | | | | | | |
| 75 | Contract Buy Out | Tue 5/27/25 | Thu 6/19/25 | Contract Buy Out 50% | | | | | | | | | | | | | | | | | | | | | | | | | | | |
| 76 | Construction | Mon 6/30/25 | Tue 12/30/25 | Construction 15% | | | | | | | | | | | | | | | | | | | | | | | | | | | |

Cost Summary

Pre -Construction Fee: \$ 10,000.00

Budget Amount: \$6,229,786.00

Contract Award Amount: \$5,652,763.00

Change Order:

New Contract Amount

Scope of Work

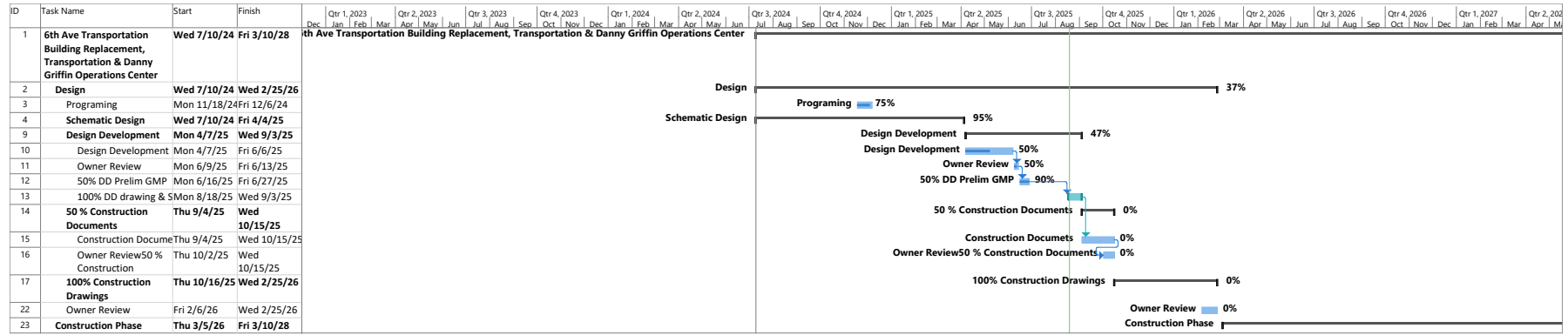
1. New Turf for Baseball & Softball fields at the 5 High Schools.
2. New batting cages for baseball & softball at each campus.

Status Summary

1. Authers Building Group & MISD are working on final closeouts to include updated as-built drawings for the district to keep.
2. Additional field drag & magnets have been delivered to the campus.

6th Ave Transportation Building Main Transportation, Danny Griffin OPS

Schedule Summary



Cost Summary

Revised Budget Amount: \$25,330,120.00

Change Order:

New Contract Amount

Scope of Work:

1. New transportation offices with enough office space for staff, increased space for technology closet. Provide adequate space for training the 6th Avenue transportation department.
2. A new bus mechanic repair shop, so mechanics can safely work on buses out of the weather.
3. Additional bus parking for up to 150 buses, and the staff parking to accommodate the additional buses.
4. The design now will have a 10,000 gal unleaded and 20,000-gal diesel tanks with enough pumps to meet the future needs of the district.

430

Status Summary:

1. ABG will hold off on bidding until we resubmit back to the city and potentially until we receive an approved permit.
2. No summer 2026 work will occur.

Phase 2, Package 11: Timberview High School & Della Icenhower Intermediate School

Schedule Summary

Cost Summary

Contract Award Amount: \$ 858,619.73

Change Order:

New Contract Amount

Scope of Work

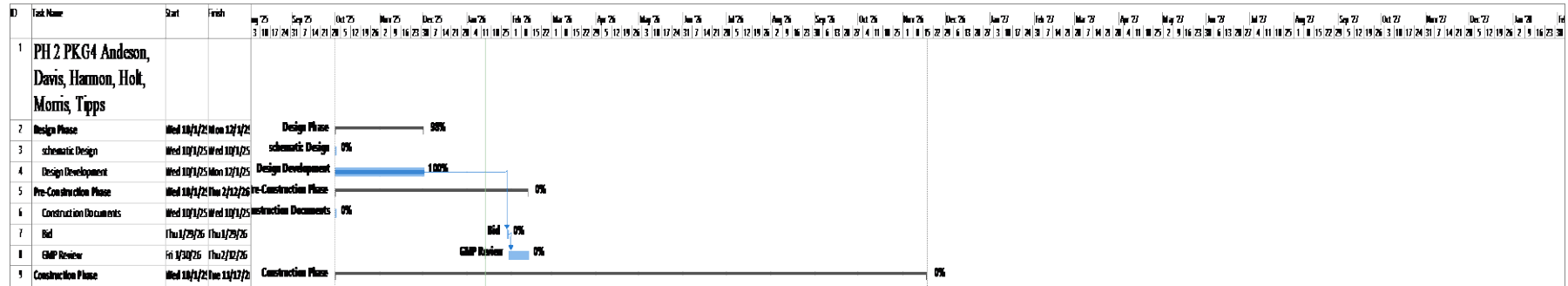
1. Construction projects at Timberview High School and Icenhower Intermediate School are focused on providing a safe and comfortable learning environment by replacing equipment and finishes that have exceeded their life cycle.
2. At Timberview High School, work includes resurfacing tennis courts, installing practice field fencing, replacing ice machines, gym and game field scoreboards, and completing key infrastructure and system upgrades.
3. At Icenhower Intermediate School, improvements include renovations to student nutrition serving lines, kitchen ceilings, coolers and freezers, gym floors, playground canopies and surfacing, and the fire alarm system.
4. Additional campus upgrades address building reliability and safety through HVAC replacements, electrical switchgear and irrigation pump replacements, masonry and concrete repairs, and redesigned greenspace.
5. These projects collectively enhance campus functionality, safety, and long-term sustainability for students and staff.

Status Summary

1. Flooring renovations, exterior concrete repairs, and water fountains replacements are underway at both campuses. 432
2. CMU repairs are completed at Timberview in Area A & B, now working in Area D with paint to follow.
3. HVAC curbs arriving at both campuses on 6/8 & 6/9. New HVAC units arriving at both campuses on 6/15 & 6/16 and setting will begin upon arrival.
4. The second-floor ceilings are demoed at Icenhower to run ductwork; the second-floor wall framing is underway to drop ductwork to the first floor.
5. Work on water heaters has begun at Icenhower, and fire alarm raceways are being installed.

Phase 2 Package 4 Anderson, Davis, Harmon, Holt, Morris, & Tipps Elementary CIP Package

Schedule Summary



Cost Summary

Budgeted Amount: \$11,765,858.85

Change Order:

New Contract Amount:

Scope of Work:

1. Replace rubber playground surface with turf at all 6 campuses.
2. Lifecycle replacement of all exterior vertical control joint sealant.
3. Lifecycle replacement of water heaters, RTU’s, carpet, VCT, hand dryers, air conditioning, roof, fire alarm, gym flooring, cooler/freezer, hand sinks, & water fountains throughout campus.
4. Minor exterior paving & sidewalk repairs.

Status Summary

1. Flooring is demoed at Holt’s entire campus and kitchen ceiling is completed. New HVAC units will be installed on 6/11.
2. New HVAC units will be installed at Davis on 6/12.
3. The work on playgrounds at all three campuses will begin within the next two weeks.
4. Tipps, Harmon, & Anderson to be completed over the summer of 2027.

433

Phase 2 Package 7 Norwood, Smith, Miller, Spencer & Daulton Elementary CIP Package

Schedule Summary

Cost Summary

Budgeted Amount: \$12,704,766.91

Change Order:

New Contract Amount

Scope of Work

1. All schools included to have hand sinks, water fountains, and water heaters replaced
2. Smith, Spencer, and Daulton to have RTU R-22 replacements
3. Playground surfaces, cooler/freezer, exterior sealant replacements are to be captured in the CIP for each pertained school
4. Carpet/LVT, Gym flooring, paving, kitchen ceiling/ flooring, canopies, and fire alarm system replacements are to be captured in the CIP as well for each pertained school.

Status Summary

1. All RTUs at Daulton, Spencer, & Smith have been disconnected; Daulton & Spencer have swapped over their RTUs for new ones. RTU swap will begin on 6/15 at Smith.
2. Flooring demo is underway and new flooring will be installed afterwards.
3. Water heaters have been replaced at all campuses.
4. Playground demo for turf installation is underway.

434

Phase 2, Package 8: Janet Brockett, Imogene Gideon, Thelma Jones, Louise Cabaniss, & Dr. Jandrucko Early Learners Academy
Schedule Summary

Cost Summary

Budgeted Amount: \$19,196,633.15

Change Order:

New Contract Amount

Scope of Work

1. Resurface playgrounds for improved safety and durability as well as improvements and expansion of playground at Dr. Jandrucko Early Learners Academy.
2. Update digital signage in office reception areas and replace outdated classroom projectors with full interactive panels (Smart Boards).
3. Replace kitchen flooring and ceiling at Gideon Elementary School, update coolers and freezers in kitchens, replace and repair gym floors, and replace select carpet and VCT flooring at Brockett, Cabaniss, Jones, and Jandrucko.
4. Replace plumbing, HVAC, carpentry, and lighting features as needed to address safety and security.
5. Refurbish exhibit set pieces and parts at Jandrucko Early Learners Academy.
6. Replace playground canopy at Jones Elementary.

Status Summary

1. Work is underway at all campuses, including fire alarm cabling installation and interior demolition of current carpet & VCT in preparation for new flooring.
2. RTUs were removed from Cabaniss via helicopter on 6/1. Thelma Jones had the RTUs swapped via helicopter on the entire 435 campus on 6/1.
3. Kitchen work is underway at Gideon.
4. Jandrucko pod classroom demolition is underway with a substantial completion of upgraded experiences set for the end of June.

Pakcage-9 CIP Renovations for Mansfield HS, Asa Low IS, Mary Orr IS

Schedule Summary

Cost Summary

Proposed Budget:

Pre – Construction Fee:

Contract Award Amount:

Change Order:

New Contract Amount

Scope of Work

1. Mansfield HS
 - a. RTU R-22, Split System Replacement
 - b. Roof replacement, exterior sealants,
 - c. LVT Flooring, rubber-weight room
 - d. Paving repairs, irrigation pump, fence practice fields

2. Asa Low IS
 - a. Gym floor, Carpet, LVT, hand sinks
 - b. Serving lines, cooler-freezer replacement
 - c. Exterior sealants, paving repairs, playground surface replacement

3. Mary Orr IS
 - a. Kitchen Flooring, hand sinks
 - b. Irrigation, pump, grease trap, exterior sealants
 - c. Exterior sealants, paving repairs, playground surface replacement

436

Status Summary

1. RTUs will be delivered at MHS 6/9-6/14. Existing RTUs will be removed on 6/24.
2. Flooring demo was done at Asa Low and the cooler/freezer replacement is underway. The furniture on the second floor was moved to the first floor.
3. The kitchen flooring demo and playground surface demo were done at Mary Orr. The grease trap replacement is underway.