



September 23, 2025
Regular Meeting
Dr. Jim Vaszauskas Center for the Performing Arts
1110 W. Debbie Lane
Mansfield, TX 76063
6:00 PM

-
1. **Call to Order**
 2. **Roll Call**
 3. **Closed Session**
 1. Adjourn to closed session pursuant to Texas Government Code Section 551.074, Personnel, to deliberate regarding the appointment, employment, evaluation, reassignment, duties, discipline, or dismissal of a public officer or employee; or to hear a complaint or charge against an officer or employee, 551.071, Consultation with the Board's attorney; 551.072, real property; and 551.076 to conduct deliberations regarding security devices or security audits.
 1. Discussion Regarding Superintendent's Retirement
 2. Discussion Regarding Superintendent Search
 4. **Reconvene**
 1. Reconvene to Public
 5. **Meeting Opening**
 1. Prayer
 2. Pledges
 1. Presentation of Colors by the Lake Ridge High School JROTC
 6. **District Recognition**
 1. School Board Superstar Awards 3
 2. Corinne Constante MHS Choir 5
 3. Mansfield ISD Fine Arts named Best Communities in Music Education 6
 4. Mansfield ISD Fine Arts named Texas Art Education Association District of Distinction 7
 5. Mansfield ISD Fine Arts named Texas Educational Theatre Association District of Distinction in Theatre Arts Education 8
 6. Semifinalist for the National Merit Scholarship 9
 7. **District Introductions**
 1. HR Introductions 10
 8. **Instructional Focus**
 1. A-F Accountability Presentation 12
 9. **Discussion**
 1. Board Goals
 10. **Public Comments**



TITLE: School Board Superstar Awards

DATE: Tuesday, September 23, 2025

Consent

BACKGROUND:

During the school year, elementary school students are selected to receive the School Board Superstar Award for outstanding citizenship. This month's students will be called forward and receive a trophy for their great character.

**School Board Superstar Award
September 23, 2025**

Each month during the school year, students from our elementary schools are selected to receive the School Board's Superstar Award for outstanding citizenship.

These young students have been chosen from their campus based on the virtues of outstanding character, citizenship, fairness, honesty, kindness, respect, responsibility and trustworthiness.

Easton Locker

4th Grade - J.L. Boren Elementary School

Zakary Johnson

4th Grade - Willie Brown Academy of Young Scholars

King Davis

Pre-K - Jandrucko Early Learners Academy

Angelly Castillo Hernandez

3rd Grade - Louise Cabaniss Academy of Young Scholars

Michael Simmons

1st Grade – Janet Brockett Elementary

Layla Roberts

4th Grade – Kenneth Davis Elementary and Fine Arts Academy

Haniya Khan

4th Grade - Charlotte Anderson Preparatory Academy

Elaina Nordin

3rd Grade – Ana May Daulton Elementary

COMMENDATION FORM FOR SCHOOL BOARD MEETINGS

Person(s) to be Commended:

Corinne Constante – Mansfield High School Choir

Justification for the Commendation:

Corinne Constante earned a superior (Division 1) rating at the Texas State Solo and Ensemble Contest and was named an *Outstanding Performer*. This highly selective honor is awarded to only a small fraction of participating students who demonstrate exceptional musicianship and artistry.

Requested Month of Board Meeting for Commendation: September

Principal, Director, or Supervisor's Approval: Dr. Darwert Johnson

Date: 09/01/25

Associate Superintendent of Communications & Marketing Approval: Laura Jobe

Date: 09/01/25

COMMENDATION FORM FOR SCHOOL BOARD MEETINGS

Person(s) to be Commended:

Mansfield ISD Fine Arts

Justification for the Commendation:

The Mansfield ISD Fine Arts Department has been recognized by The NAMM Foundation as one of the *Best Communities for Music Education* for the fourth consecutive year. This national designation is awarded to districts that demonstrate outstanding achievement in providing access to high-quality music education for all students. MISD's continued recognition reflects the district's strong commitment, support, and excellence in music education.

Requested Month of Board Meeting for Commendation: September

Principal, Director, or Supervisor's Approval: Dr. Darwert Johnson

Date: 09/01/25

Associate Superintendent of Communications & Marketing Approval: Laura Jobe

Date: 09/01/25

COMMENDATION FORM FOR SCHOOL BOARD MEETINGS

Person(s) to be Commended:

Mansfield ISD Fine Arts

Justification for the Commendation:

The Mansfield ISD Fine Arts Department has been named a *District of Distinction* by the Texas Art Education Association (TAEA). This prestigious honor is awarded to districts whose visual art programs rank among the top 8% in the state, recognizing outstanding leadership in promoting the arts both in schools and the community. MISD's recognition highlights its commitment to excellence in visual arts education and continued support of student creativity and achievement.

Requested Month of Board Meeting for Commendation: September

Principal, Director, or Supervisor's Approval: Dr. Darwert Johnson

Date: 09/01/25

Associate Superintendent of Communications & Marketing Approval: Laura Jobe

Date: 09/01/25

COMMENDATION FORM FOR SCHOOL BOARD MEETINGS

Person(s) to be Commended:

Mansfield ISD Fine Arts

Justification for the Commendation:

The Mansfield ISD Fine Arts Department has been recognized as a *District of Distinction in Theatre Arts Education* by the Texas Educational Theatre Association. This honor highlights districts that demonstrate outstanding achievement, advocacy, and leadership in advancing theatre education across schools and the state. MISD's recognition reflects its dedication to raising the standard for theatre arts and providing exceptional opportunities for students.

Requested Month of Board Meeting for Commendation: September

Principal, Director, or Supervisor's Approval: Dr. Darwert Johnson

Date: 09/01/25

Associate Superintendent of Communications & Marketing Approval: Laura Jobe

Date: 09/01/25

COMMENDATION FORM FOR SCHOOL BOARD MEETINGS

Person(s) to be Commended:

Students who are Semifinalist in the National Merit Scholarship Program

Justification for the Commendation:

The following students are Semifinalist in the National Merit Scholarship Program

Daniel Ogiozee – Summit High School

Jackson Boyd – Frontier STEM Academy

Inioluwa Oyerokun – Frontier STEM Academy

Brenden Box – Lakeridge High School

Requested Month of Board Meeting for Commendation: September

Principal, Director, or Supervisor's Approval: Dr. Georgie Swize

Date: 09/12/25

Associate Superintendent of Communications & Marketing Approval: Laura Jobe

Date: 09/12/25

DATE: September 23, 2025

INTRODUCTIONS:

NAME: Drumgoole, LaWenda
ASSIGNMENT: Assistant Principal/Della Icenhower IS
EXPERIENCE: 23 Years
DEGREE: Master's/Concordia University
START DATE: July 28, 2025

NAME: Riemer, Caleb
ASSIGNMENT: Assistant Principal/Martinez IS
EXPERIENCE: 13 Years
DEGREE: Master's/Lamar University
START DATE: July 21, 2025

NAME: Rhines, Reginald
ASSIGNMENT: Assistant Principal/Della Icenhower IS
EXPERIENCE: 26 Years
DEGREE: Master's/University of North Texas
START DATE: July 21, 2025

NAME: Saporito, Nicholas
ASSIGNMENT: Assistant Director of Transportation/Transportation
EXPERIENCE: 15 Years
DEGREE: Bachelor's/East Texas A&M University
START DATE: August 20, 2025



TITLE: Curriculum, Instruction,
& Accountability Systems Report

DATE: June 24, 2025

ACTION

BACKGROUND:

Mr. Fernando Benavides, Associate Superintendent, will provide a Curriculum, Instruction & Accountability Systems Report.

MANFIELD ISD

A-F ACCOUNTABILITY

2024-2025

13



MANFIELD ISD

PRESENTED BY FERNANDO BENAVIDES



HOW ARE RESULTS CALCULATED?

14



MANSFIELD ISD

HOW ARE RESULTS CALCULATED?



Domain I Student Achievement

Includes:


- STAAR Performance
- Graduation Rates
- College, Career & Military Readiness



Domain II School Progress

Two Parts:

- Academic Growth on Individual Student Progress on STAAR
- Relative Performance Comparison to similar campuses



Domain III Closing the Gaps

Measures:

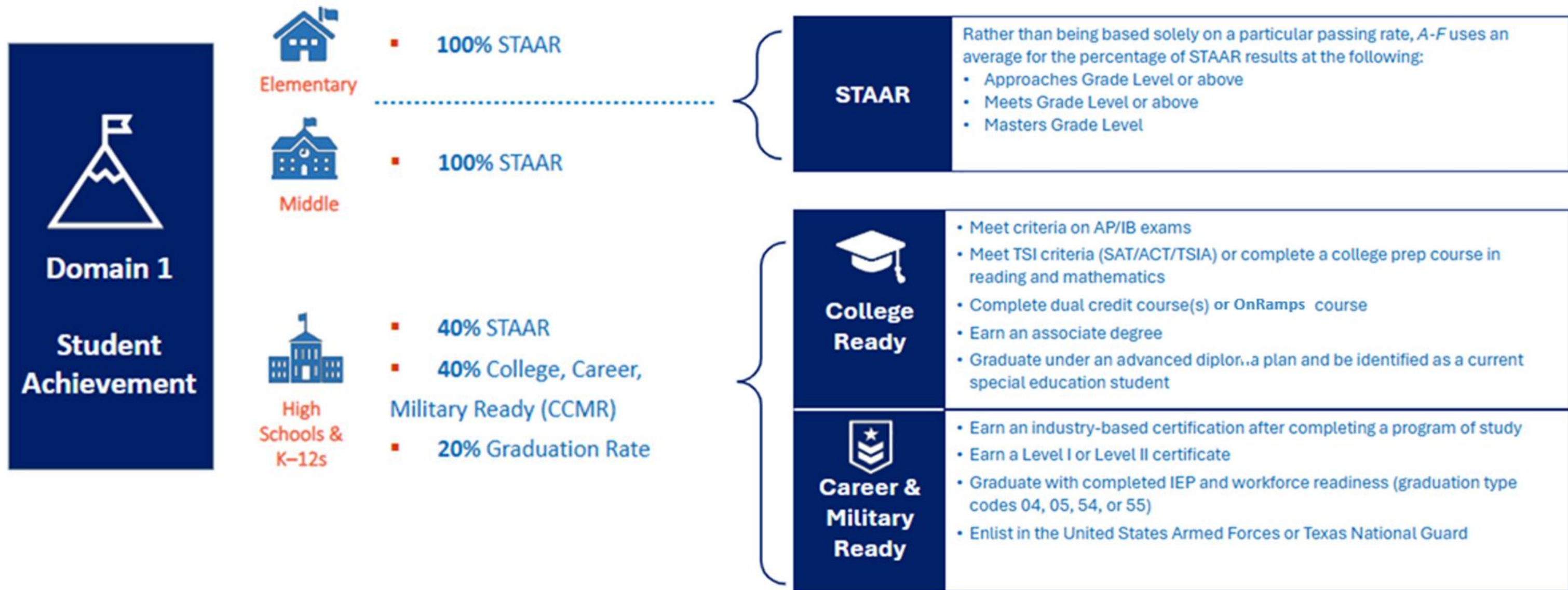
- STAAR Performance
- TELPAS
- Graduation Rates
- College, Career, & Military Readiness






DOMAIN 1: STUDENT ACHIEVEMENT

Ratings in this domain are based on how many students are approaching, meeting, and mastering grade level on STAAR as well as how many students graduate and whether those students are ready for college, career, or the military.





DOMAIN 2: SCHOOL PROGRESS


PARTS A & B

The School Progress domain measures district and campus outcomes in two areas:



PART A: ACADEMIC GROWTH

The number of students that **grew at least one year academically** and number of students that were **accelerated** as measured by year-over-year STAAR results



PART B: RELATIVE PERFORMANCE

The achievement of students relative to campuses with **similar economically disadvantaged** percentages

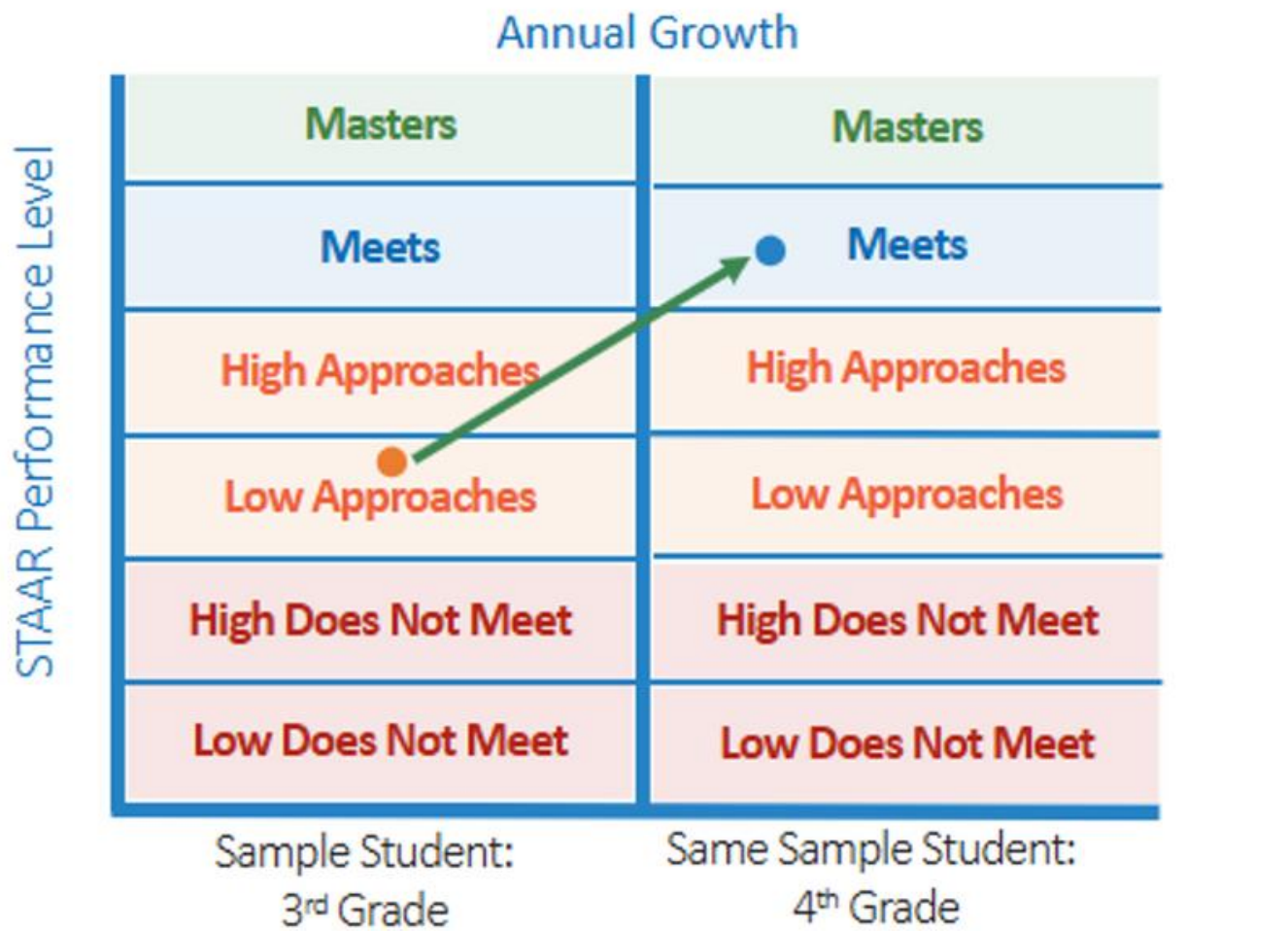




DOMAIN 2: SCHOOL PROGRESS

PARTS A & B

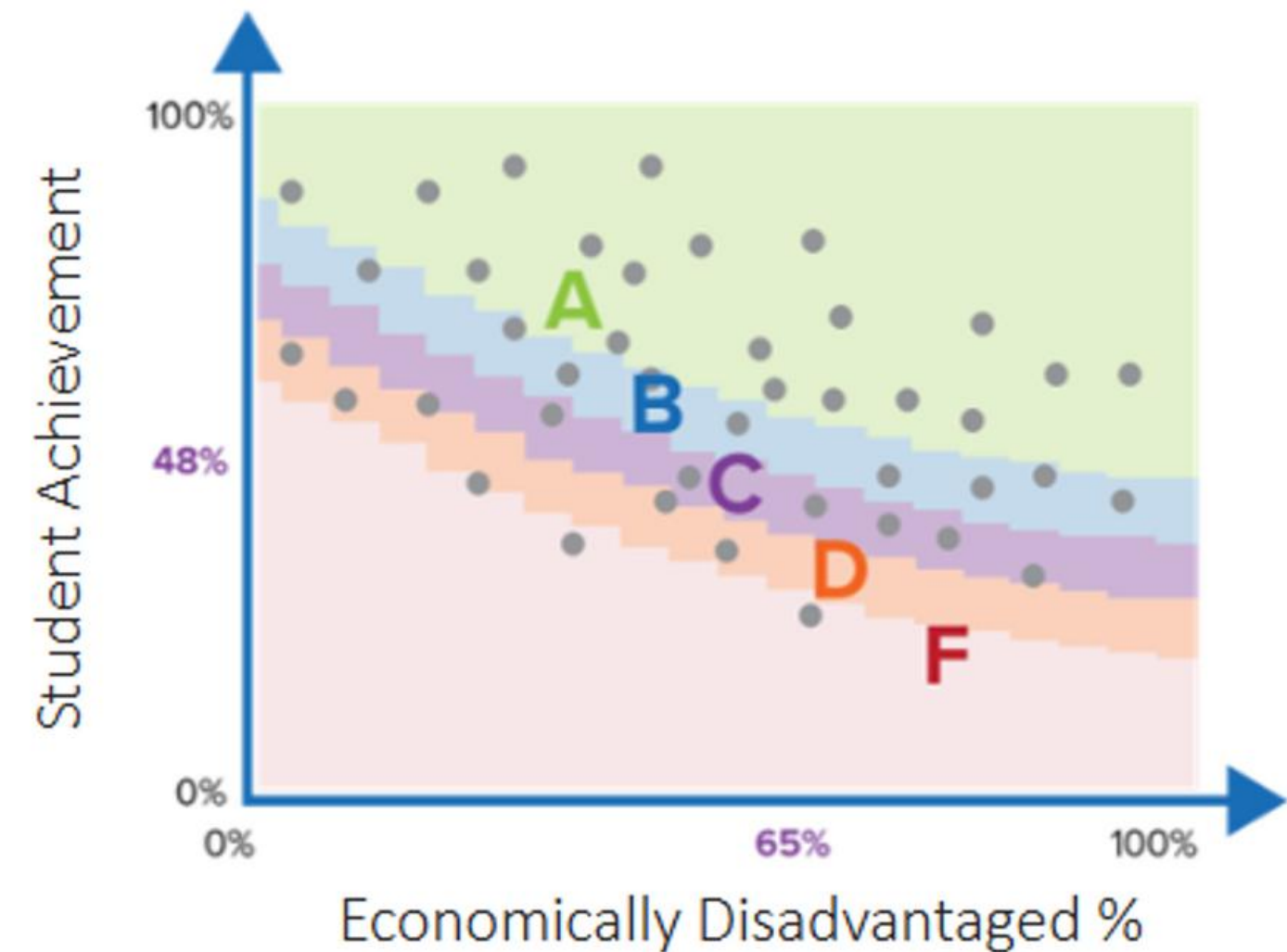
PART A: Academic Growth
Aggregating individual student year-over-year gains




Accelerated Learning



PART B: Relative Performance
Approximating growth using baseline adjusted proficiency targets



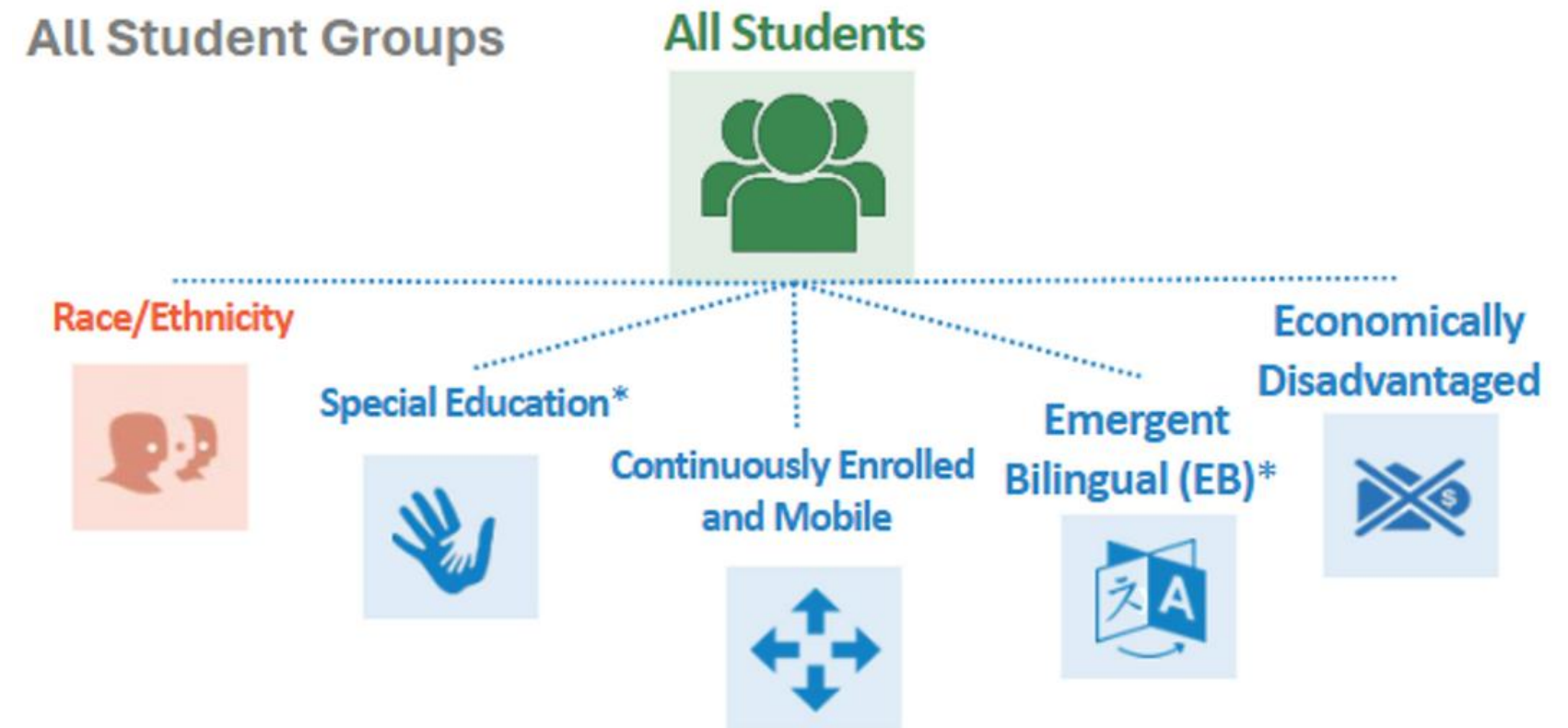


DOMAIN 3: CLOSING THE GAPS

Domains 1 & 2 examine the performance of all students on average (for both achievement and progress).

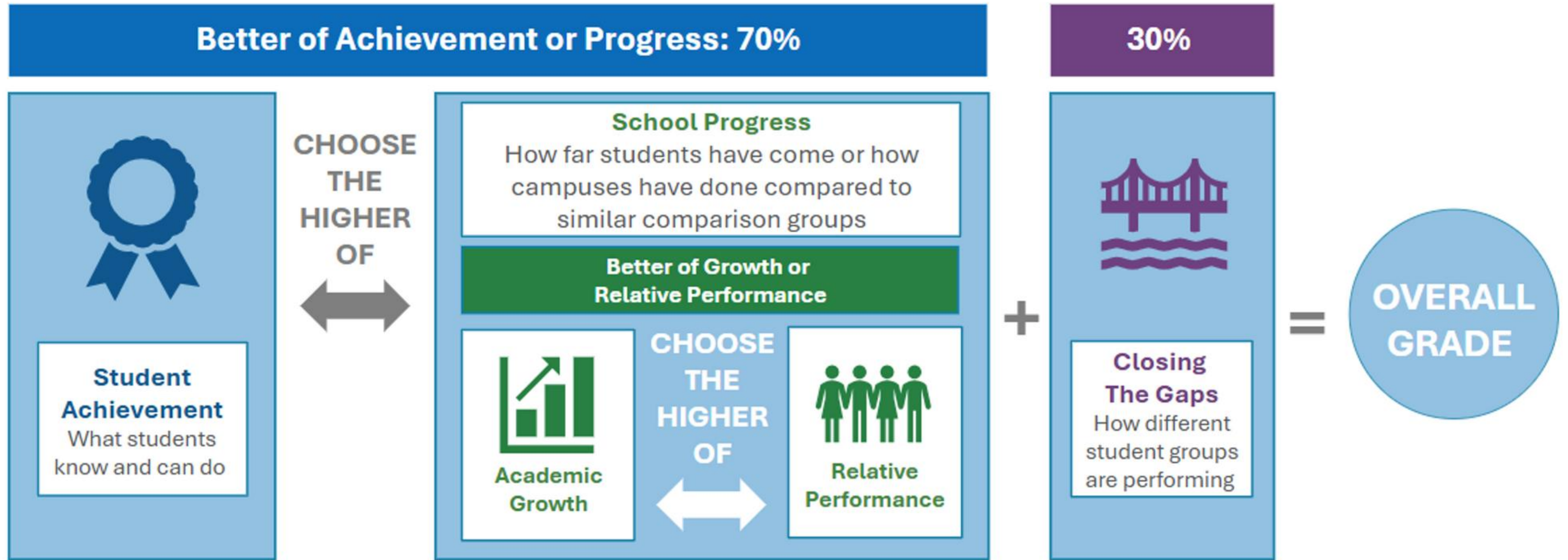
Domain 3 examines the performance of groups of students, to ensure gaps are closing (for both achievement and progress).

Domain 3 is used to comply to meet federal ESSA requirements.



*Includes current and former/monitored SPED/EB
 **High Focus is an unduplicated count of economically disadvantaged, EB, current special education, and/or highly mobile (homeless, migrant, or in foster care) students

CALCULATING THE A-F RESULTS



2025 A-F ACCOUNTABILITY LISTING

A Rated Campuses

9

2023-2024

- 31 Campuses Improved or Maintained Overall Score (67%)
- 14 Campuses Maintained A Rating and/or Improved Letter Grade (30%)

20

2024-2025

- 36 Campuses Improved or Maintained Overall Score (78%)
- 26 Campuses Maintained A Rating and/or Improved Letter Grade (57%)

B Rated Campuses

27

2023-2024

17

2024-2025



CAMPUS DISTINCTIONS

Campus comparison groups are groups of schools across the state with similar demographic profiles

Schools in the top 25% on certain indicators within their campus comparison groups earn distinctions

 Academic Achievement in Reading/ Language Arts	 Academic Achievement in Mathematics	 Academic Achievement in Science	 Academic Achievement in Social Studies	 Top 25% : Comparative Academic Growth	 Postsecondary Readiness	 Top 25% : Comparative Closing the Gaps
---------------------------------------------------------------------------------------------------------------------------------------------	----------------------------------------------------------------------------------------------------------------------------------	--------------------------------------------------------------------------------------------------------------------------------	---------------------------------------------------------------------------------------------------------------------------------------	--------------------------------------------------------------------------------------------------------------------------------------	------------------------------------------------------------------------------------------------------------------------	---------------------------------------------------------------------------------------------------------------------------------------





DISTRICT ACCOUNTABILITY

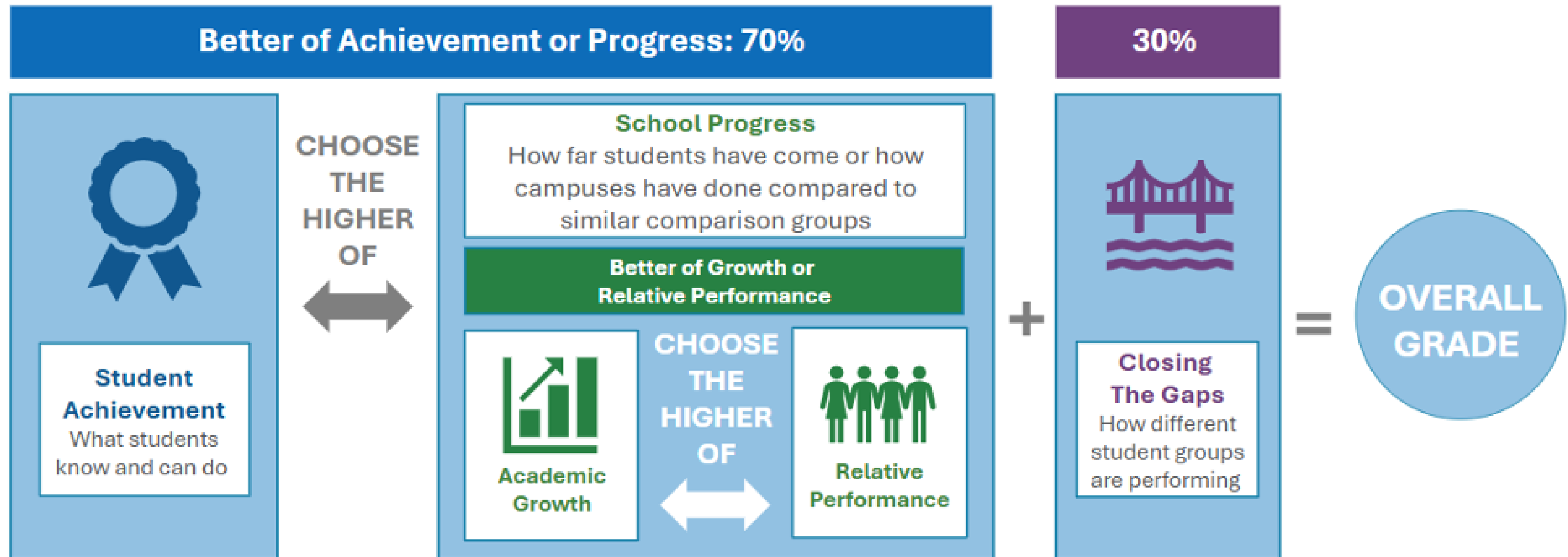
23



MANSFIELD ISD

CALCULATING DISTRICT RESULTS

District ratings use the same methodology, with each school holding a proportional weight based on grades 3-12 enrollment






OVERALL DISTRICT RATING

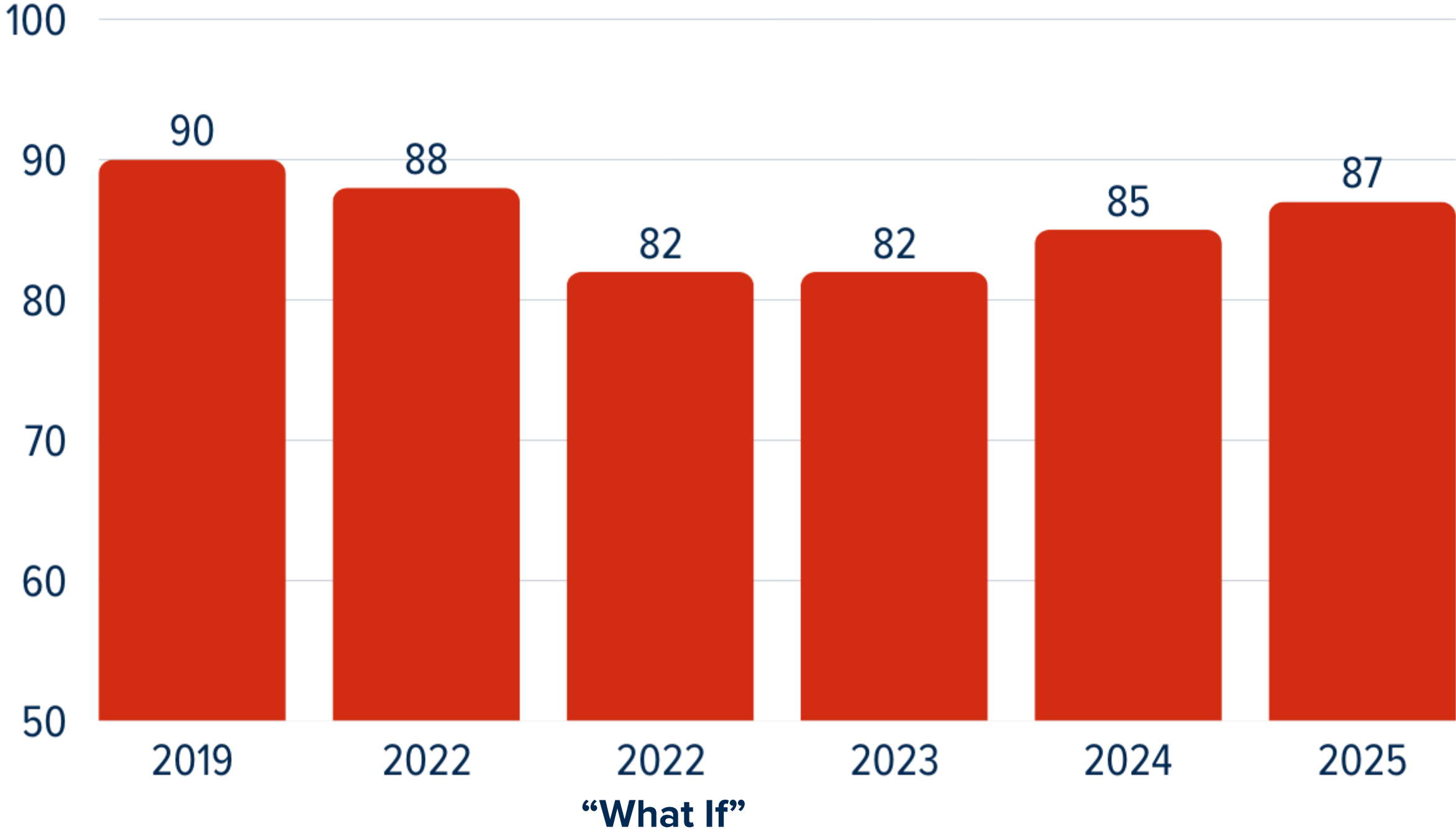
2025

	Scaled Score	Rating	Proportion of Overall Rating
Overall	87	B	
Student Achievement	86	B	70%
School Progress	86	B	0%
Academic Growth	79	C	
Relative Performance (Eco Dis: 48.2%)	86	B	
Closing the Gaps	89	B	30%

87



OVERALL DISTRICT RATINGS 2019-2025



COMPARABLE DISTRICTS

District	EcoDis %	Enrollment	Overall	Student Achievement D1	Academic Growth D2A	Relative Performance D2B	Closing the Gap D3
Mansfield ISD	48.2%	35,272	87	86	79	86	89
Alvin ISD	51.1%	29,936	84	83	79	83	87
Denton ISD	48.3%	33,228	80	78	74	73	83
Lamar CISD	43.1%	46,676	88	87	80	85	89
Midland ISD	60.1%	29,602	72	73	70	73	71
Pflugerville ISD	50.4%	25,451	79	79	73	75	80



REGIONAL DISTRICTS


District	EcoDis %	Enrollment	Overall	Student Achievement D1	Academic Growth D2A	Relative Performance D2B	Closing the Gap D3
Mansfield ISD	48.2%	35,272	87	86	79	86	89
Arlington ISD	75.1%	53,309	76	73	68	77	74
Birdville ISD	60.1%	22,219	79	76	72	78	82
Burleson ISD	39.8%	12,684	83	83	73	77	82
Carrollton-Farmers Branch ISD	64.0%	24,120	82	79	72	82	82
Cedar Hill ISD	64.3%	6,249	74	73	68	74	75
Crowley ISD	75.9%	16,976	73	67	66	71	76
Duncanville ISD	78.1%	11,551	72	69	61	72	72
Fort Worth ISD	83.1%	70,184	73	68	67	73	73
Garland ISD	72.1%	50,898	84	80	74	83	85
Grand Prairie ISD	73.5%	25,903	76	74	67	77	75
Hurst-Euless-Bedford ISD	59.2%	23,198	88	87	81	88	89
Irving ISD	85.3%	30,732	76	71	64	77	72
Keller ISD	32.7%	31,986	85	85	76	77	85
Midlothian ISD	28.3%	11,324	85	85	81	72	85
Richardson ISD	52.7%	36,880	79	80	73	80	78

CHARTER COMPARISON

District	EcoDis %	Enrollment	Overall	Student Achievement D1	Academic Growth D2A	Relative Performance D2B	Closing the Gap D3
Mansfield ISD	48.2%	35,272	87	86	79	86	89
Arlington Classics Academy	28.2%	1,506	89	90	83	81	88
Great Hearts - Arlington	48.4%	998	75	74	62	73	77
International Leadership of Texas	73.7%	25,496	74	70	69	72	77
Newman Academy of Arlington	37.3%	2,830	77	76	67	66	80
Trinity Basin Preparatory	75.0%	7,007	74	69	73	71	76



WHAT CONTRIBUTED TO OUR SUCCESS LAST YEAR?





- ***My deeper understanding of leading a plc has led to much better plc's on my campus.***
- ***Coaching and availability of executive director.***
- ***Vision - using this as the one thing for all things campus - purchasing items, events, speakers.***
- ***The ability to collaborate with other principals as well as discussing different ways of implementing what is learned with your peers.***
- ***Data Analysis and TEKS Unpacking professional learning were impactful.***
- ***Keeping the intentional planning piece at the forefront (15 Day Challenge)***
- ***Having a mentor that was seasoned and extremely helpful.***
- ***Support from our ED was instrumental.***





- *I think the review of the COA process gave me a deeper understanding of the process.*
- *I can't speak highly enough of the 15-day challenge training I received from Solution Tree. It's been a game changer.*
- *I wasn't a lead principal last year. However, I can speak to the monthly associate principal's meeting, which I found to be helpful and informative.*
- *The opportunity to meet with my ED frequently as needed to discuss ideas and brainstorm a plan to implement items on campus. Having the opportunity to receive data from MAP and Benchmark to view opportunities for my campus was helpful as well. Lastly, working with my campus-level principal cohort to discuss and create common practices amongst our schools was a positive addition this past year.*



- *The DOI presentation was amazing. I am meeting with my Coalition team today and we have come up with a plan to push out that PD today.*
- *The support from district level admin and collaboration and support as we begin the new school year. It has been noticed and feels different.*





MISD

A Great Place To

LIVE LEARN & TEACH

MISD 2025 State Accountability A – F Ratings
September 23, 2025

1. Exhibit 1: Additional Accountability Data
 - a. Board Presentation (pg. 2- 22)
 - b. District Accountability Rating Overall Summary (pg. 24)
 - c. Elementary Campuses (pg. 25 – 49)
 - d. Intermediate Campuses (pg. 50 – 57)
 - e. Middle School Campuses (pg. 58 – 65)
 - f. High School Campuses (pg. 66 – 74)

MANSFIELD ISD

A-F ACCOUNTABILITY

2024-2025

35



MANSFIELD ISD

PRESENTED BY FERNANDO BENAVIDES



HOW ARE RESULTS CALCULATED?

36



MANSFIELD ISD

HOW ARE RESULTS CALCULATED?



Domain I Student Achievement

Includes:


- STAAR Performance
- Graduation Rates
- College, Career & Military Readiness



Domain II School Progress

Two Parts:

- Academic Growth on Individual Student Progress on STAAR
- Relative Performance Comparison to similar campuses



Domain III Closing the Gaps

Measures:

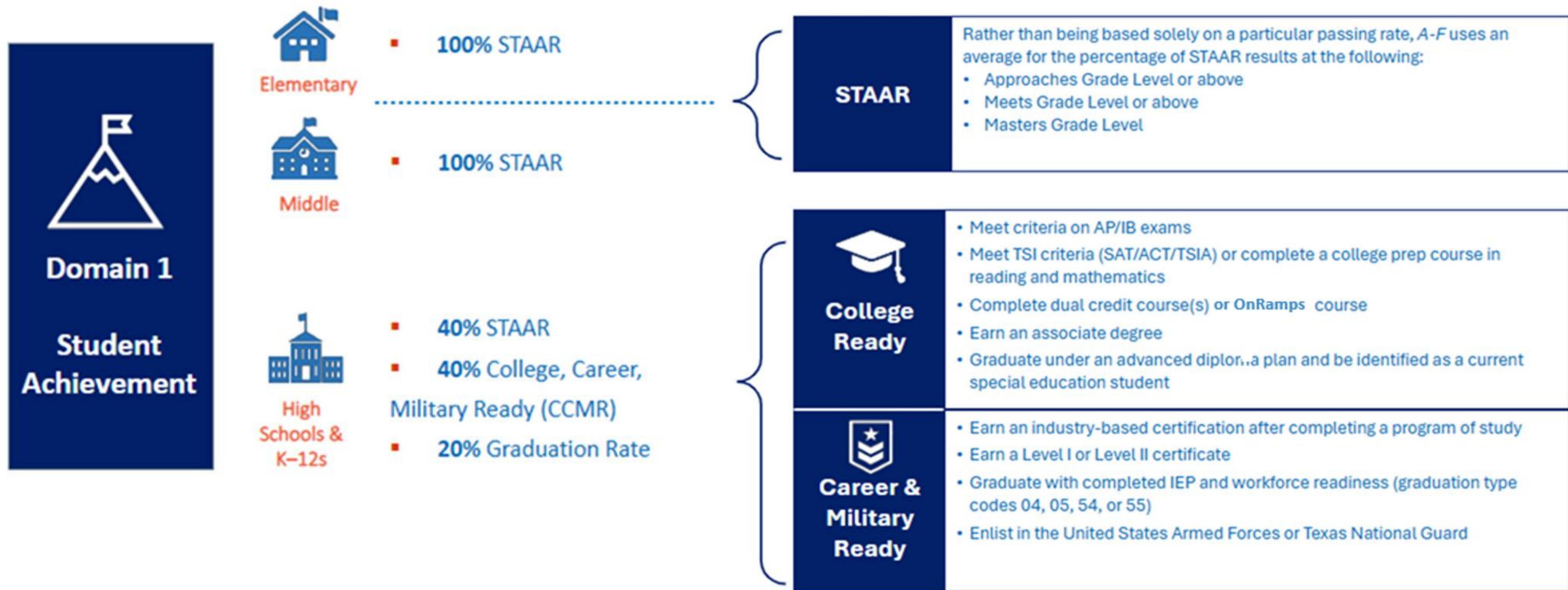
- STAAR Performance
- TELPAS
- Graduation Rates
- College, Career, & Military Readiness






DOMAIN 1: STUDENT ACHIEVEMENT

Ratings in this domain are based on how many students are approaching, meeting, and mastering grade level on STAAR as well as how many students graduate and whether those students are ready for college, career, or the military.





DOMAIN 2: SCHOOL PROGRESS


PARTS A & B

The School Progress domain measures district and campus outcomes in two areas:



PART A: ACADEMIC GROWTH

The number of students that **grew at least one year academically** and number of students that were **accelerated** as measured by year-over-year STAAR results



PART B: RELATIVE PERFORMANCE

The achievement of students relative to campuses with **similar economically disadvantaged** percentages

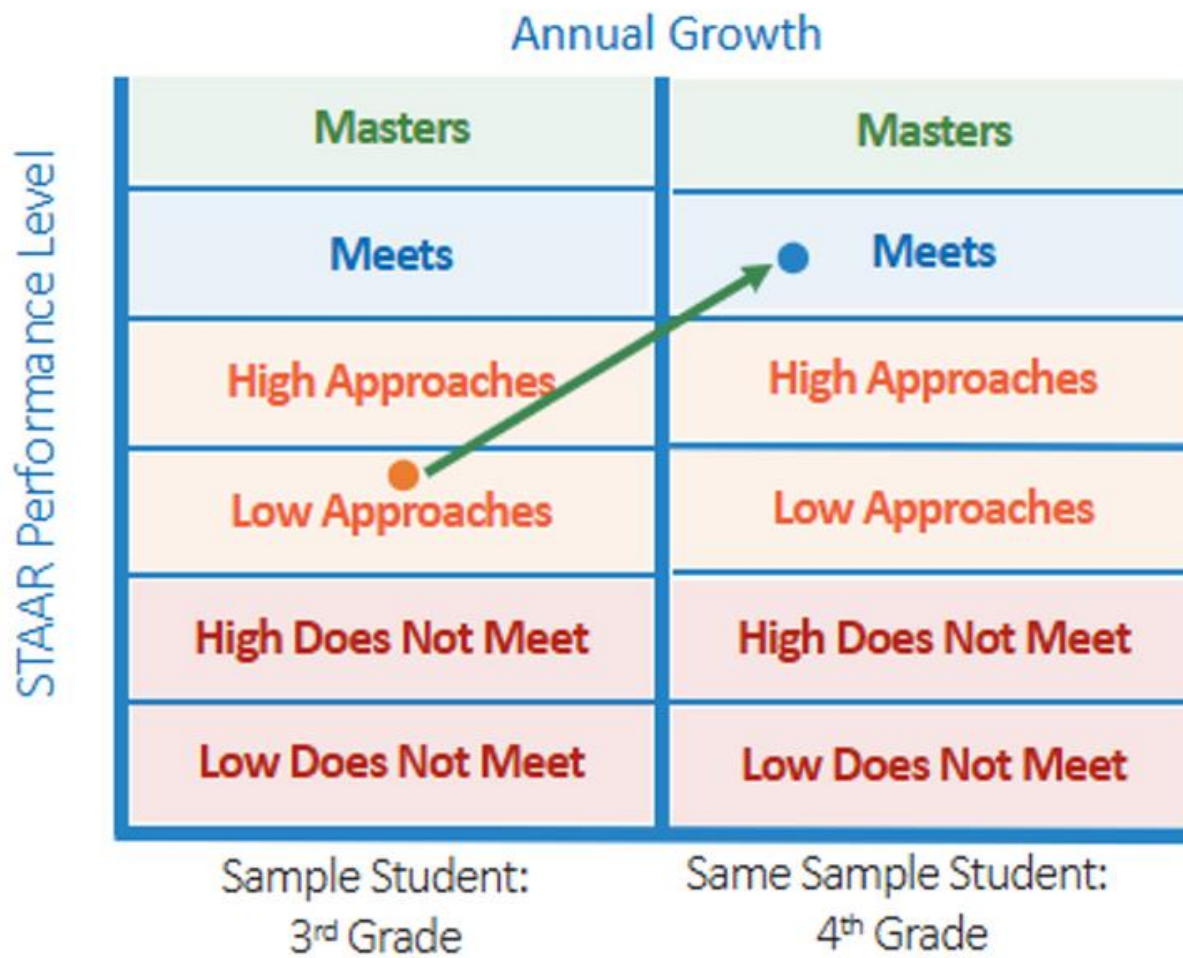




DOMAIN 2: SCHOOL PROGRESS

PARTS A & B

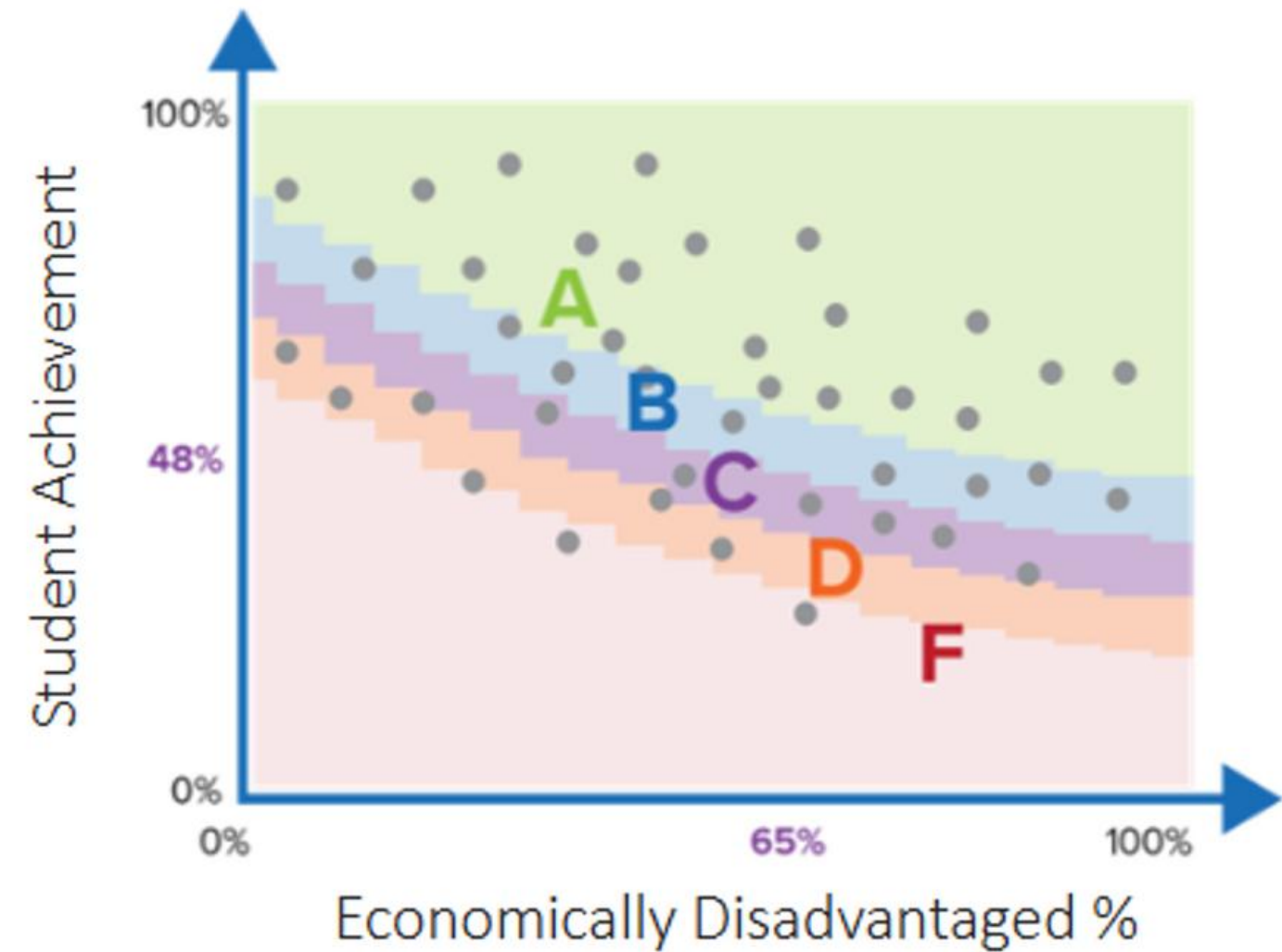
PART A: Academic Growth
Aggregating individual student year-over-year gains




Accelerated Learning



PART B: Relative Performance
Approximating growth using baseline adjusted proficiency targets



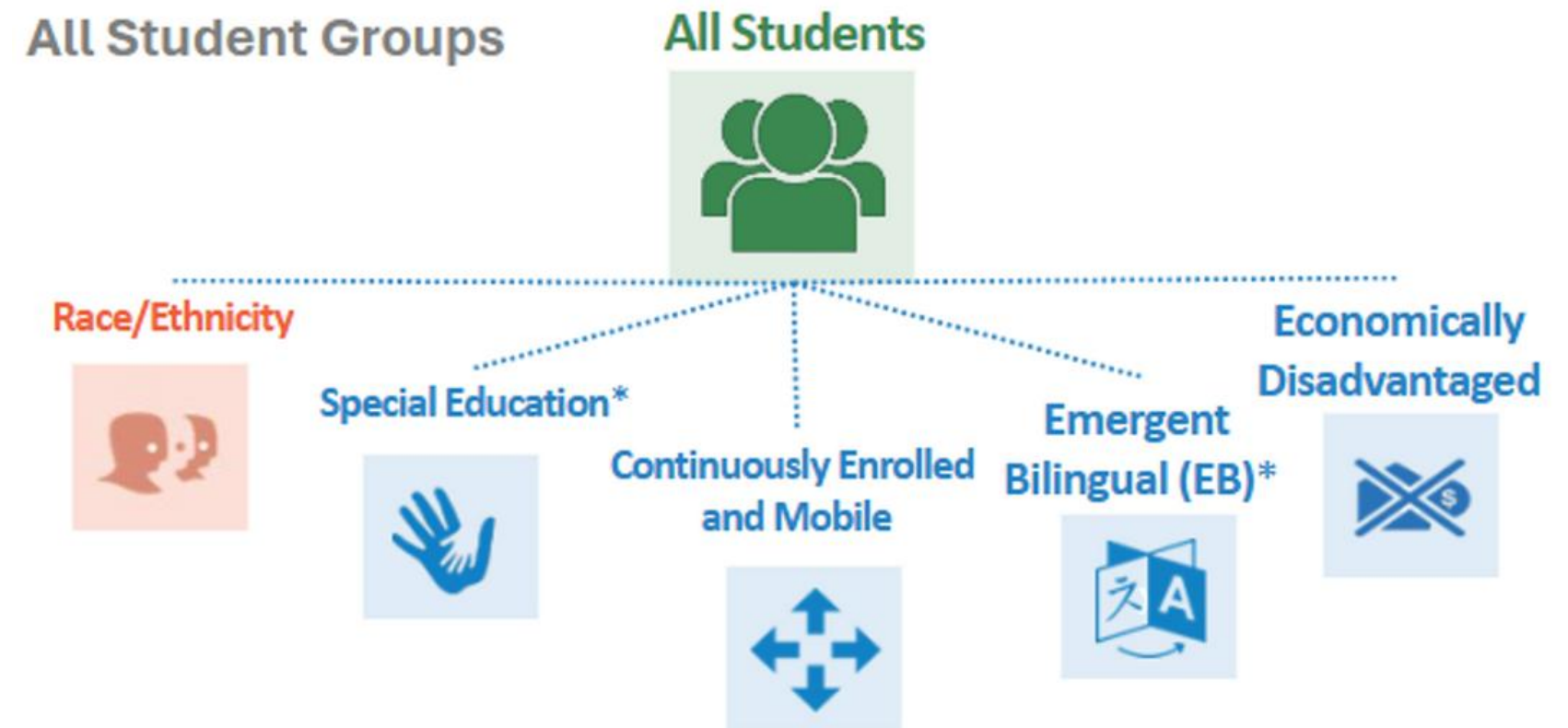


DOMAIN 3: CLOSING THE GAPS

Domains 1 & 2 examine the performance of all students on average (for both achievement and progress).

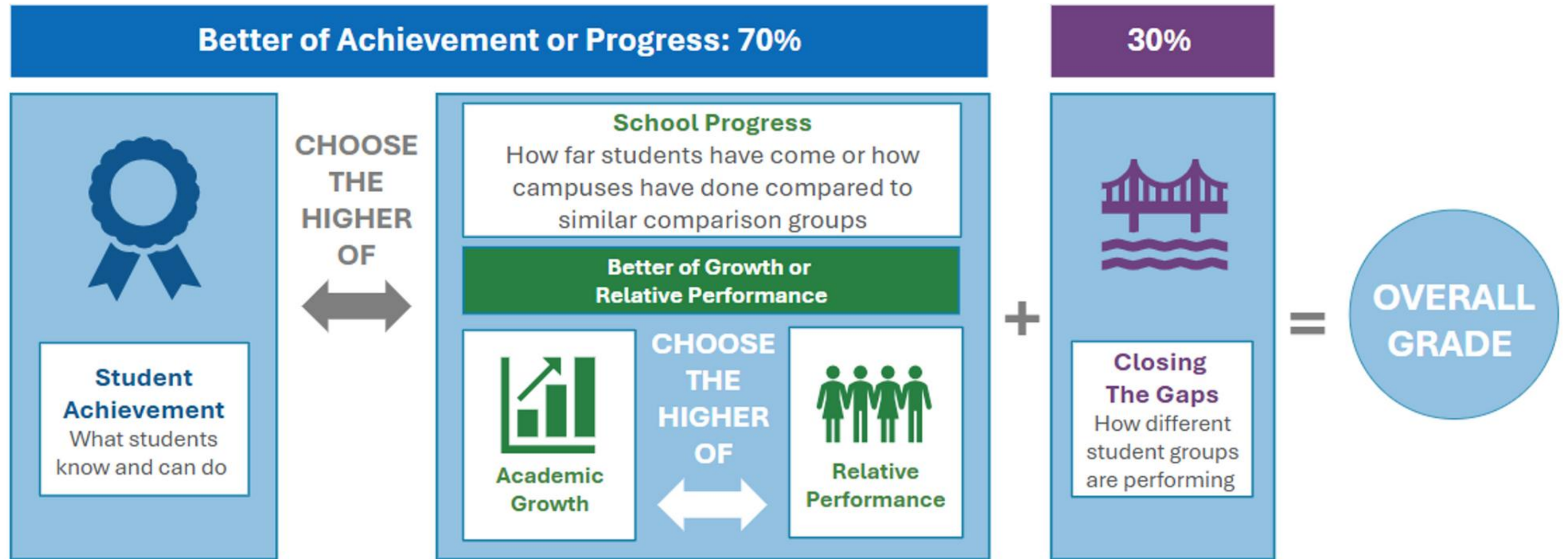
Domain 3 examines the performance of groups of students, to ensure gaps are closing (for both achievement and progress).

Domain 3 is used to comply to meet federal ESSA requirements.



*Includes current and former/monitored SPED/EB
 **High Focus is an unduplicated count of economically disadvantaged, EB, current special education, and/or highly mobile (homeless, migrant, or in foster care) students

CALCULATING THE A-F RESULTS



2025 A-F ACCOUNTABILITY LISTING

A Rated Campuses

9

2023-2024

- 31 Campuses Improved or Maintained Overall Score (67%)
- 14 Campuses Maintained A Rating and/or Improved Grade (30%)

20

2024-2025

- 36 Campuses Improved or Maintained Overall Score (78%)
- 26 Campuses Maintained A Rating and/or Improved Letter Grade (57%)

43

B Rated Campuses

27

2023-2024

17

2024-2025



CAMPUS DISTINCTIONS

Campus comparison groups are groups of schools across the state with similar demographic profiles

Schools in the top 25% on certain indicators within their campus comparison groups earn distinctions

 Academic Achievement in Reading/ Language Arts	 Academic Achievement in Mathematics	 Academic Achievement in Science	 Academic Achievement in Social Studies	 Top 25% : Comparative Academic Growth	 Postsecondary Readiness	 Top 25% : Comparative Closing the Gaps
---------------------------------------------------------------------------------------------------------------------------------------------	----------------------------------------------------------------------------------------------------------------------------------	--------------------------------------------------------------------------------------------------------------------------------	---------------------------------------------------------------------------------------------------------------------------------------	--------------------------------------------------------------------------------------------------------------------------------------	------------------------------------------------------------------------------------------------------------------------	---------------------------------------------------------------------------------------------------------------------------------------





DISTRICT ACCOUNTABILITY

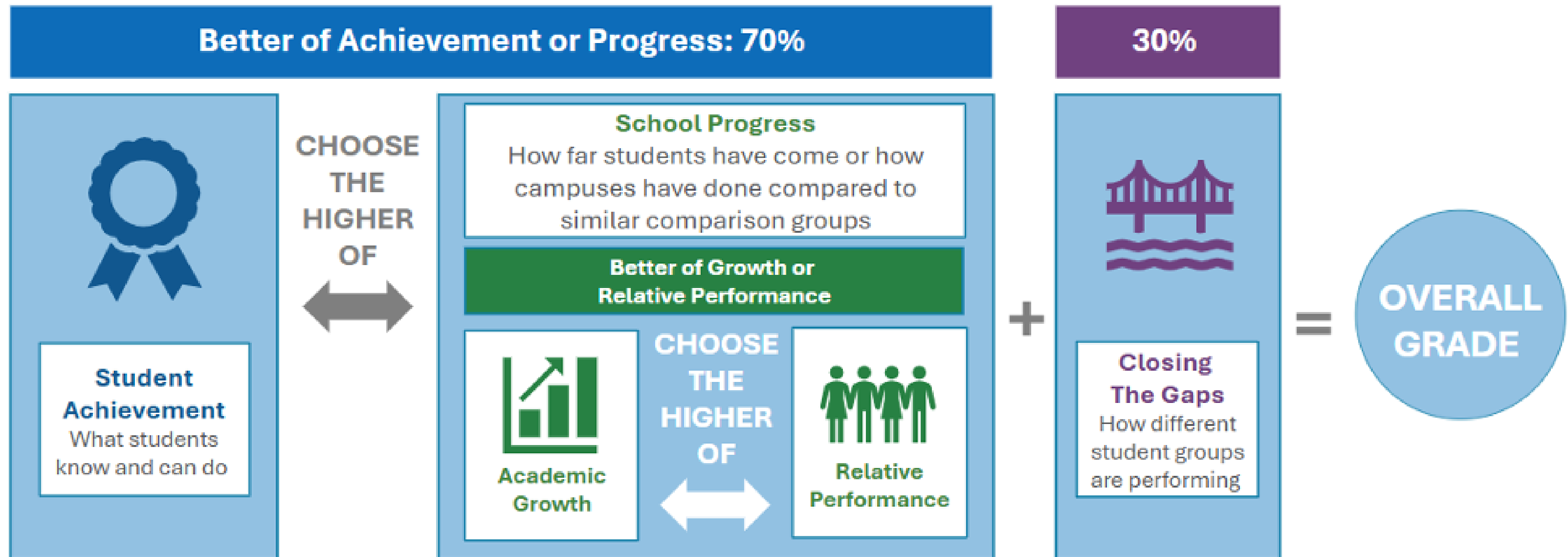
45



MANSFIELD ISD

CALCULATING DISTRICT RESULTS

District ratings use the same methodology, with each school holding a proportional weight based on grades 3-12 enrollment






OVERALL DISTRICT RATING

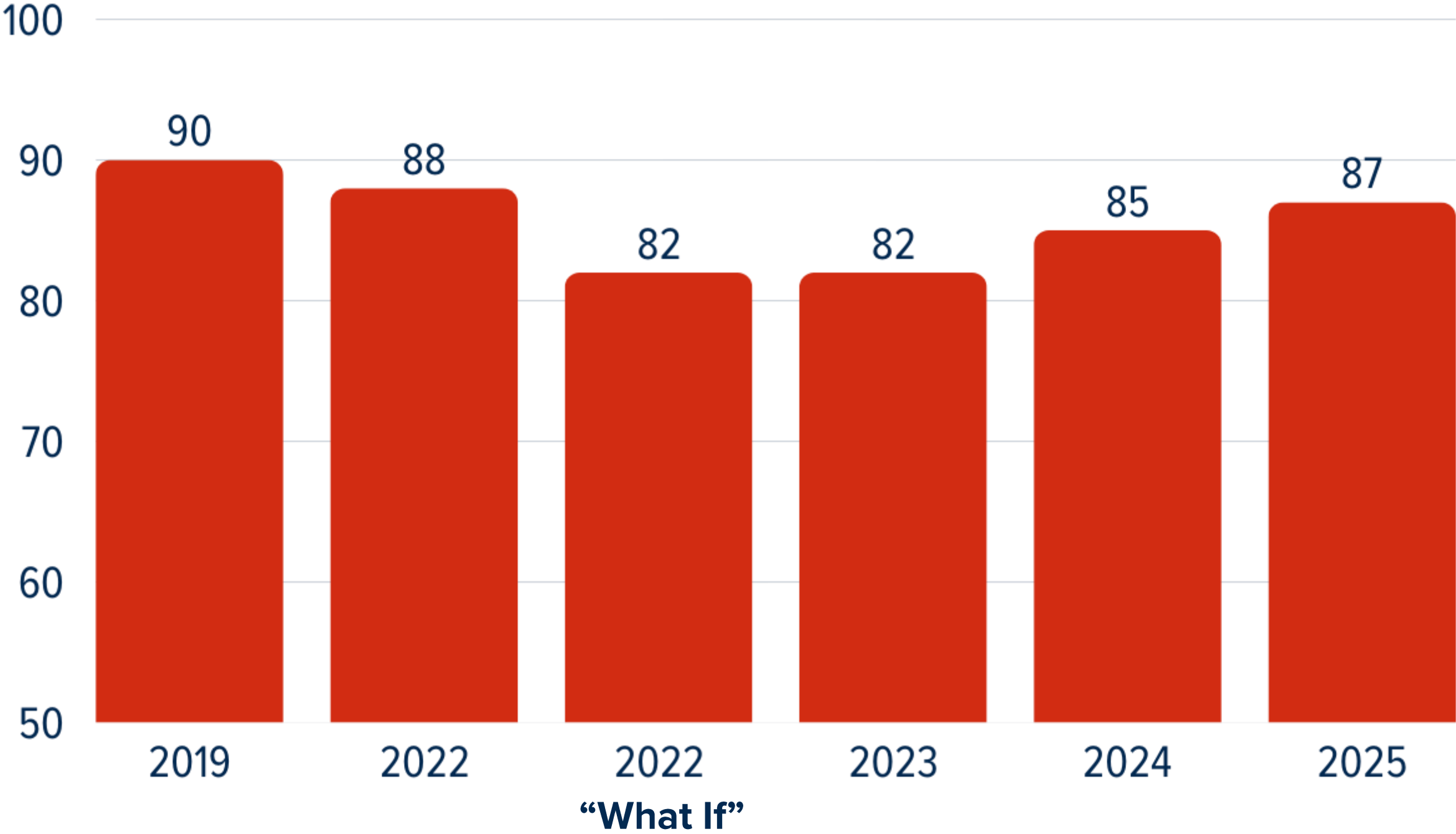
2025

	Scaled Score	Rating	Proportion of Overall Rating
Overall	87	B	
Student Achievement	86	B	70%
School Progress	86	B	0%
Academic Growth	79	C	
Relative Performance (Eco Dis: 48.2%)	86	B	
Closing the Gaps	89	B	30%

87



OVERALL DISTRICT RATINGS 2019-2025



COMPARABLE DISTRICTS

District	EcoDis %	Enrollment	Overall	Student Achievement D1	Academic Growth D2A	Relative Performance D2B	Closing the Gap D3
Mansfield ISD	48.2%	35,272	87	86	79	86	89
Alvin ISD	51.1%	29,936	84	83	79	83	87
Denton ISD	48.3%	33,228	80	78	74	73	83
Lamar CISD	43.1%	46,676	88	87	80	85	89
Midland ISD	60.1%	29,602	72	73	70	73	71
Pflugerville ISD	50.4%	25,451	79	79	73	75	80



REGIONAL DISTRICTS

District	EcoDis %	Enrollment	Overall	Student Achievement D1	Academic Growth D2A	Relative Performance D2B	Closing the Gap D3
Mansfield ISD	48.2%	35,272	87	86	79	86	89
Arlington ISD	75.1%	53,309	76	73	68	77	74
Birdville ISD	60.1%	22,219	79	76	72	78	82
Burleson ISD	39.8%	12,684	83	83	73	77	82
Carrollton-Farmers Branch ISD	64.0%	24,120	82	79	72	82	82
Cedar Hill ISD	64.3%	6,249	74	73	68	74	75
Crowley ISD	75.9%	16,976	73	67	66	71	76
Duncanville ISD	78.1%	11,551	72	69	61	72	72
Fort Worth ISD	83.1%	70,184	73	68	67	73	73
Garland ISD	72.1%	50,898	84	80	74	83	85
Grand Prairie ISD	73.5%	25,903	76	74	67	77	75
Hurst-Euless-Bedford ISD	59.2%	23,198	88	87	81	88	89
Irving ISD	85.3%	30,732	76	71	64	77	72
Keller ISD	32.7%	31,986	85	85	76	77	85
Midlothian ISD	28.3%	11,324	85	85	81	72	85
Richardson ISD	52.7%	36,880	79	80	73	80	78




CHARTER COMPARISON

District	EcoDis %	Enrollment	Overall	Student Achievement D1	Academic Growth D2A	Relative Performance D2B	Closing the Gap D3
Mansfield ISD	48.2%	35,272	87	86	79	86	89
Arlington Classics Academy	28.2%	1,506	89	90	83	81	88
Great Hearts - Arlington	48.4%	998	75	74	62	73	77
International Leadership of Texas	73.7%	25,496	74	70	69	72	77
Newman Academy of Arlington	37.3%	2,830	77	76	67	66	80
Trinity Basin Preparatory	75.0%	7,007	74	69	73	71	76



WHAT CONTRIBUTED TO OUR SUCCESS LAST YEAR?





- ***My deeper understanding of leading a plc has led to much better plc's on my campus.***
- ***Coaching and availability of executive director.***
- ***Vision - using this as the one thing for all things campus - purchasing items, events, speakers.***
- ***The ability to collaborate with other principals as well as discussing different ways of implementing what is learned with your peers.***
- ***Data Analysis and TEKS Unpacking professional learning were impactful.***
- ***Keeping the intentional planning piece at the forefront (15 Day Challenge)***
- ***Having a mentor that was seasoned and extremely helpful.***
- ***Support from our ED was instrumental.***





- *I think the review of the COA process gave me a deeper understanding of the process.*
- *I can't speak highly enough of the 15-day challenge training I received from Solution Tree. It's been a game changer.*
- *I wasn't a lead principal last year. However, I can speak to the monthly associate principal's meeting, which I found to be helpful and informative.*
- *The opportunity to meet with my ED frequently as needed to discuss ideas and brainstorm a plan to implement items on campus. Having the opportunity to receive data from MAP and Benchmark to view opportunities for my campus was helpful as well. Lastly, working with my campus-level principal cohort to discuss and create common practices amongst our schools was a positive addition this past year.*



- *The DOI presentation was amazing. I am meeting with my Coalition team today and we have come up with a plan to push out that PD today.*
- *The support from district level admin and collaboration and support as we begin the new school year. It has been noticed and feels different.*





MISD

A Great Place To

LIVE LEARN & TEACH



2025 State Accountability

A-F Ratings

**2025 Accountability Rating Overall Summary
MANSFIELD ISD (220908) - TARRANT COUNTY**

[2019](#) | [2020](#) | [2021](#) | [2022](#) | [2023](#) | [2024](#) | **2025**

Summary

	Scaled Score	Rating	Proportion of Overall Rating
Overall	87	B	
Student Achievement	86	B	70%
School Progress	86	B	0%
Academic Growth	79	C	
Relative Performance (Eco Dis: 48.2%)	86	B	
Closing the Gaps	89	B	30%

A non-AEA campus in this district earned a Closing the Gaps domain scale score that is less than 70, or an AEA campus earned a scale score that is less than 60. Therefore, the highest Closing the Gaps domain scale score that can be awarded is 89.

Distinction Designations



Texas Education Agency
2025 A-F Accountability Listing
MANSFIELD ISD (220908) - TARRANT COUNTY

District/Campus Name	Grade	Students	Eco Dis	Overall		Achievement		School Progress				Closing the Gaps	Support Label	
				Rating	Score	Rating	Score	Growth		Rel Perform				Rating
MANSFIELD ISD		35,272	48.2%	B	87	B	86	C	79	B	86	B	89	
ALICE PONDER EL	EE - 04	644	69.1%	B	89	C	75	B	89	B	80	B	88	
ANNA MAY DAULTON EL	PK - 04	642	25.9%	B	89	A	92	B	80	B	84	B	83	
ANNETTE PERRY EL	PK - 04	588	44.2%	A	93	A	90	A	93	B	85	A	92	
BRENDA NORWOOD EL	PK - 04	841	31.0%	A	92	A	91	A	92	B	83	A	92	
CAROL HOLT EL	EE - 04	388	51.8%	A	94	B	86	A	95	B	85	A	93	
CHARLOTTE ANDERSON PREP ACA	EE - 04	373	63.0%	B	88	B	82	B	87	B	85	B	89	
CORA SPENCER EL	EE - 04	651	35.0%	A	97	A	93	A	97	A	91	A	97	
D P MORRIS EL	KG - 04	545	73.9%	c	76	C	72	D	69	C	77	C	75	
ELIZABETH SMITH ACADEMY	EE - 04	615	34.6%	B	84	B	83	B	83	C	74	B	86	
ERMA NASH EL	PK - 04	602	64.5%	C	74	C	72	C	71	C	72	C	77	
GLENN HARMON EL	KG - 04	400	83.3%	D	67	F	56	D	68	F	57	D	64	CSI Progress
IMOGENE GIDEON EL	KG - 04	340	71.8%	C	79	C	73	C	78	C	78	B	81	
J L BOREN EL	EE - 04	607	27.5%	A	91	A	92	B	86	B	84	B	88	
JANET BROCKETT EL	EE - 04	397	67.0%	C	79	C	73	B	82	C	75	C	72	
JUDY MILLER EL	EE - 04	490	38.8%	C	78	B	80	C	71	C	74	C	73	
KENNETH DAVIS EL	KG - 04	335	73.4%	A	91	C	78	A	93	B	85	B	86	
LOUISE CABANISS ACADEMY	PK - 04	443	56.0%	B	88	B	88	B	88	B	86	B	87	
MARTHA REID ACADEMY	EE - 04	480	49.0%	B	84	B	85	B	82	B	83	B	83	
MARY JO SHEPPARD EL	PK - 04	436	62.2%	B	86	B	85	B	83	B	86	B	85	
NANCY NEAL EL	EE - 04	425	39.1%	A	93	A	93	A	92	A	91	A	92	
ROBERTA TIPPS ACADEMY	EE - 04	468	50.2%	A	92	A	91	A	93	A	91	A	91	
TARVER-RENDON AG LEADERSHIP	EE - 04	503	51.7%	C	75	C	76	C	75	C	74	C	71	TSI
THELMA JONES EL	EE - 04	422	61.4%	B	86	C	76	B	85	C	79	B	87	
WILLIE BROWN ACADEMY	PK - 04	606	33.2%	A	90	A	91	A	91	B	82	B	87	

2025 Accountability Rating Overall Summary
ALICE PONDER EL (220908101) - MANSFIELD ISD - TARRANT COUNTY

[2019](#) | [2020](#) | [2021](#) | [2022](#) | [2023](#) | [2024](#) | **2025**

Summary

	Component Score	Scaled Score	Rating	Proportion of Overall Rating
Overall		89	B	
Student Achievement		75	C	0%
STAAR Performance	47	75		
College, Career and Military Readiness				
Graduation Rate				
School Progress		89	B	70%
Academic Growth	79	89	B	✓
Relative Performance (Eco Dis: 69.1%)		80	B	
Closing the Gaps	71	88	B	30%

59

Identification of Schools for Improvement

This campus is not identified for comprehensive support and improvement, targeted support and improvement, or additional targeted support.

Distinction Designations



Academic Achievement in Reading/ Language Arts



Academic Achievement in Mathematics



Top 25% : Comparative Academic Growth



Postsecondary Readiness



Top 25% : Comparative Closing the Gaps

2025 Accountability Rating Overall Summary
ANNA MAY DAULTON EL (220908120) - MANSFIELD ISD - TARRANT COUNTY

[2019](#) | [2020](#) | [2021](#) | [2022](#) | [2023](#) | [2024](#) | **2025**

Summary


	Component Score	Scaled Score	Rating	Proportion of Overall Rating
Overall		89	B	
Student Achievement		92	A	70%
STAAR Performance	67	92		
College, Career and Military Readiness				
Graduation Rate				
School Progress		84	B	0%
Academic Growth	71	80	B	
Relative Performance (Eco Dis: 25.9%)		84	B	✓
Closing the Gaps	64	83	B	30%

60


Identification of Schools for Improvement

This campus is not identified for comprehensive support and improvement, targeted support and improvement, or additional targeted support.


Distinction Designations




**Academic Achievement in Reading/
Language Arts**




Academic Achievement in Mathematics



Top 25% : Comparative Academic Growth



Postsecondary Readiness



Top 25% : Comparative Closing the Gaps

2025 Accountability Rating Overall Summary
ANNETTE PERRY EL (220908124) - MANSFIELD ISD - TARRANT COUNTY

[2019](#) | [2020](#) | [2021](#) | [2022](#) | [2023](#) | [2024](#) | **2025**

Summary


	Component Score	Scaled Score	Rating	Proportion of Overall Rating
Overall		93	A	
Student Achievement		90	A	0%
STAAR Performance	60	90		
College, Career and Military Readiness				
Graduation Rate				
School Progress		93	A	70%
Academic Growth	85	93	A	✓
Relative Performance (Eco Dis: 44.2%)		85	B	
Closing the Gaps	80	92	A	30%

61

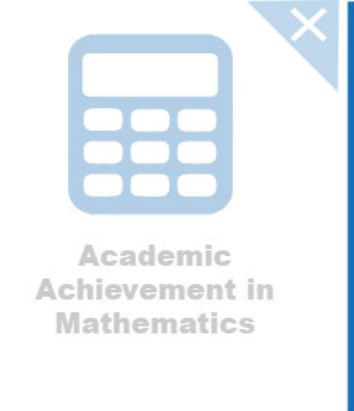
Identification of Schools for Improvement

This campus is not identified for comprehensive support and improvement, targeted support and improvement, or additional targeted support.


Distinction Designations




Academic Achievement in Reading/ Language Arts




Academic Achievement in Mathematics



Top 25% : Comparative Academic Growth



Postsecondary Readiness



Top 25% : Comparative Closing the Gaps

2025 Accountability Rating Overall Summary BRENDA NORWOOD EL (220908128) - MANSFIELD ISD - TARRANT COUNTY

2019 | 2020 | 2021 | [2022](#) | [2023](#) | [2024](#) | **2025**

Summary


	Component Score	Scaled Score	Rating	Proportion of Overall Rating
Overall		92	A	
Student Achievement		91	A	0%
STAAR Performance	64	91		
College, Career and Military Readiness				
Graduation Rate				
School Progress		92	A	70%
Academic Growth	83	92	A	✓
Relative Performance (Eco Dis: 31.0%)		83	B	
Closing the Gaps	78	92	A	30%

62


Identification of Schools for Improvement

This campus is not identified for comprehensive support and improvement, targeted support and improvement, or additional targeted support.


Distinction Designations




Academic Achievement in Reading/ Language Arts




Academic Achievement in Mathematics



Top 25% : Comparative Academic Growth



Postsecondary Readiness



Top 25% : Comparative Closing the Gaps

**2025 Accountability Rating Overall Summary
CAROL HOLT EL (220908123) - MANSFIELD ISD - TARRANT COUNTY**

[2019](#) | [2020](#) | [2021](#) | [2022](#) | [2023](#) | [2024](#) | **2025**

Summary


	Component Score	Scaled Score	Rating	Proportion of Overall Rating
Overall		94	A	
Student Achievement		86	B	0%
STAAR Performance	57	86		
College, Career and Military Readiness				
Graduation Rate				
School Progress		95	A	70%
Academic Growth	90	95	A	✓
Relative Performance (Eco Dis: 51.8%)		85	B	
Closing the Gaps	82	93	A	30%

63


Identification of Schools for Improvement

This campus is not identified for comprehensive support and improvement, targeted support and improvement, or additional targeted support.


Distinction Designations




Academic Achievement in Reading/ Language Arts




Academic Achievement in Mathematics



Top 25% : Comparative Academic Growth



Postsecondary Readiness



Top 25% : Comparative Closing the Gaps

2025 Accountability Rating Overall Summary
CHARLOTTE ANDERSON PREPARATORY ACADEMY (220908106) - MANSFIELD ISD - TARRANT COUNTY

[2019](#) | [2020](#) | [2021](#) | [2022](#) | [2023](#) | [2024](#) | **2025**

Summary

	Component Score	Scaled Score	Rating	Proportion of Overall Rating
Overall		88	B	
Student Achievement		82	B	0%
STAAR Performance	54	82		
College, Career and Military Readiness				
Graduation Rate				
School Progress		87	B	70%
Academic Growth	77	87	B	✓
Relative Performance (Eco Dis: 63.0%)		85	B	
Closing the Gaps	73	89	B	30%

64

Identification of Schools for Improvement

This campus is not identified for comprehensive support and improvement, targeted support and improvement, or additional targeted support.

Distinction Designations



Academic Achievement in Reading/ Language Arts



Academic Achievement in Mathematics



Top 25% : Comparative Academic Growth



Postsecondary Readiness



Top 25% : Comparative Closing the Gaps

2025 Accountability Rating Overall Summary CORA SPENCER EL (220908121) - MANSFIELD ISD - TARRANT COUNTY

[2019](#) | [2020](#) | [2021](#) | [2022](#) | [2023](#) | [2024](#) | **2025**

Summary


	Component Score	Scaled Score	Rating	Proportion of Overall Rating
Overall		97	A	
Student Achievement		93	A	0%
STAAR Performance	72	93		
College, Career and Military Readiness				
Graduation Rate				
School Progress		97	A	70%
Academic Growth	93	97	A	✓
Relative Performance (Eco Dis: 35.0%)		91	A	
Closing the Gaps	91	97	A	30%

65


Identification of Schools for Improvement

This campus is not identified for comprehensive support and improvement, targeted support and improvement, or additional targeted support.


Distinction Designations




**Academic Achievement in Reading/
Language Arts**




Academic Achievement in Mathematics



Top 25% : Comparative Academic Growth



Postsecondary Readiness



Top 25% : Comparative Closing the Gaps

2025 Accountability Rating Overall Summary D P MORRIS EL (220908109) - MANSFIELD ISD - TARRANT COUNTY

[2019](#) | [2020](#) | [2021](#) | [2022](#) | [2023](#) | [2024](#) | **2025**

Summary


	Component Score	Scaled Score	Rating	Proportion of Overall Rating
Overall		76	C	
Student Achievement		72	C	0%
STAAR Performance	44	72		
College, Career and Military Readiness				
Graduation Rate				
School Progress		77	C	70%
Academic Growth	62	69	D	
Relative Performance (Eco Dis: 73.9%)		77	C	✓
Closing the Gaps	46	75	C	30%

66


Identification of Schools for Improvement

This campus is not identified for comprehensive support and improvement, targeted support and improvement, or additional targeted support.


Distinction Designations




Academic Achievement in Reading/ Language Arts




Academic Achievement in Mathematics



Top 25% : Comparative Academic Growth



Postsecondary Readiness



Top 25% : Comparative Closing the Gaps

2025 Accountability Rating Overall Summary
ELIZABETH SMITH ACADEMY (220908114) - MANSFIELD ISD - TARRANT COUNTY

[2019](#) | [2020](#) | [2021](#) | [2022](#) | [2023](#) | [2024](#) | **2025**

Summary

	Component Score	Scaled Score	Rating	Proportion of Overall Rating
Overall		84	B	
Student Achievement		83	B	70%
STAAR Performance	55	83		
College, Career and Military Readiness				
Graduation Rate				
School Progress		83	B	0%
Academic Growth	74	83	B	✓
Relative Performance (Eco Dis: 34.6%)		74	C	
Closing the Gaps	69	86	B	30%

67

Identification of Schools for Improvement

This campus is not identified for comprehensive support and improvement, targeted support and improvement, or additional targeted support.


Distinction Designations



Academic Achievement in Reading/ Language Arts



Academic Achievement in Mathematics



Top 25% : Comparative Academic Growth



Postsecondary Readiness



Top 25% : Comparative Closing the Gaps

2025 Accountability Rating Overall Summary ERMA NASH EL (220908113) - MANSFIELD ISD - TARRANT COUNTY

[2019](#) | [2020](#) | [2021](#) | [2022](#) | [2023](#) | [2024](#) | **2025**

Summary


	Component Score	Scaled Score	Rating	Proportion of Overall Rating
Overall		74	C	
Student Achievement		72	C	70%
STAAR Performance	43	72		
College, Career and Military Readiness				
Graduation Rate				
School Progress		72	C	0%
Academic Growth	64	71	C	
Relative Performance (Eco Dis: 64.5%)		72	C	✓
Closing the Gaps	53	77	C	30%

68


Identification of Schools for Improvement

This campus is not identified for comprehensive support and improvement, targeted support and improvement, or additional targeted support.


Distinction Designations




Academic Achievement in Reading/
Language Arts




Academic Achievement in Mathematics



Top 25% : Comparative Academic Growth



Postsecondary Readiness



Top 25% : Comparative Closing the Gaps

2025 Accountability Rating Overall Summary GLENN HARMON EL (220908107) - MANSFIELD ISD - TARRANT COUNTY

[2019](#) | [2020](#) | [2021](#) | [2022](#) | [2023](#) | [2024](#) | **2025**

Summary


	Component Score	Scaled Score	Rating	Proportion of Overall Rating
Overall		67	D	
Student Achievement		56	F	0%
STAAR Performance	30	56		
College, Career and Military Readiness				
Graduation Rate				
School Progress		68	D	70%
Academic Growth	61	68	D	✓
Relative Performance (Eco Dis: 83.3%)		57	F	
Closing the Gaps	21	64	D	30%

69


Identification of Schools for Improvement

This campus is a comprehensive support and improvement progress school.


Distinction Designations




Academic Achievement in Reading/ Language Arts




Academic Achievement in Mathematics



Top 25% : Comparative Academic Growth



Postsecondary Readiness



Top 25% : Comparative Closing the Gaps

2025 Accountability Rating Overall Summary IMOGENE GIDEON EL (220908112) - MANSFIELD ISD - TARRANT COUNTY

[2019](#) | [2020](#) | [2021](#) | [2022](#) | [2023](#) | [2024](#) | **2025**

Summary


	Component Score	Scaled Score	Rating	Proportion of Overall Rating
Overall		79	C	
Student Achievement		73	C	0%
STAAR Performance	45	73		
College, Career and Military Readiness				
Graduation Rate				
School Progress		78	C	70%
Academic Growth	69	78	C	✓
Relative Performance (Eco Dis: 71.8%)		78	C	
Closing the Gaps	62	81	B	30%

70


Identification of Schools for Improvement

This campus is not identified for comprehensive support and improvement, targeted support and improvement, or additional targeted support.

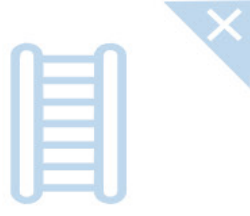
Distinction Designations




Academic Achievement in Reading/
Language Arts




Academic Achievement in Mathematics



Top 25% : Comparative Academic Growth



Postsecondary Readiness



Top 25% : Comparative Closing the Gaps

2025 Accountability Rating Overall Summary

J L BOREN EL (220908105) - MANSFIELD ISD - TARRANT COUNTY

[2019](#) | [2020](#) | [2021](#) | [2022](#) | [2023](#) | [2024](#) | **2025**

Summary

	Component Score	Scaled Score	Rating	Proportion of Overall Rating
Overall		91	A	
Student Achievement		92	A	70%
STAAR Performance	66	92		
College, Career and Military Readiness				
Graduation Rate				
School Progress		86	B	0%
Academic Growth	76	86	B	✓
Relative Performance (Eco Dis: 27.5%)		84	B	
Closing the Gaps	72	88	B	30%

71

Identification of Schools for Improvement

This campus is not identified for comprehensive support and improvement, targeted support and improvement, or additional targeted support.

Distinction Designations



Academic Achievement in Reading/ Language Arts



Academic Achievement in Mathematics



Top 25% : Comparative Academic Growth



Postsecondary Readiness



Top 25% : Comparative Closing the Gaps

2025 Accountability Rating Overall Summary
JANET BROCKETT EL (220908119) - MANSFIELD ISD - TARRANT COUNTY

[2019](#) | [2020](#) | [2021](#) | [2022](#) | [2023](#) | [2024](#) | **2025**

Summary


	Component Score	Scaled Score	Rating	Proportion of Overall Rating
Overall		79	C	
Student Achievement		73	C	0%
STAAR Performance	45	73		
College, Career and Military Readiness				
Graduation Rate				
School Progress		82	B	70%
Academic Growth	73	82	B	✓
Relative Performance (Eco Dis: 67.0%)		75	C	
Closing the Gaps	40	72	C	30%

72

Identification of Schools for Improvement

This campus is not identified for comprehensive support and improvement, targeted support and improvement, or additional targeted support.

Distinction Designations



Academic Achievement in Reading/ Language Arts



Academic Achievement in Mathematics



Top 25% : Comparative Academic Growth



Postsecondary Readiness



Top 25% : Comparative Closing the Gaps

2025 Accountability Rating Overall Summary
JUDY MILLER EL (220908125) - MANSFIELD ISD - TARRANT COUNTY

[2019](#) | [2020](#) | [2021](#) | [2022](#) | [2023](#) | [2024](#) | **2025**

Summary


	Component Score	Scaled Score	Rating	Proportion of Overall Rating
Overall		78	C	
Student Achievement		80	B	70%
STAAR Performance	53	80		
College, Career and Military Readiness				
Graduation Rate				
School Progress		74	C	0%
Academic Growth	64	71	C	
Relative Performance (Eco Dis: 38.8%)		74	C	✓
Closing the Gaps	43	73	C	30%

73


Identification of Schools for Improvement

This campus is not identified for comprehensive support and improvement, targeted support and improvement, or additional targeted support.


Distinction Designations




Academic Achievement in Reading/ Language Arts




Academic Achievement in Mathematics



Top 25% : Comparative Academic Growth



Postsecondary Readiness



Top 25% : Comparative Closing the Gaps

2025 Accountability Rating Overall Summary KENNETH DAVIS EL (220908111) - MANSFIELD ISD - TARRANT COUNTY

[2019](#) | [2020](#) | [2021](#) | [2022](#) | [2023](#) | [2024](#) | **2025**

Summary

	Component Score	Scaled Score	Rating	Proportion of Overall Rating
Overall		91	A	
Student Achievement		78	C	0%
STAAR Performance	51	78		
College, Career and Military Readiness				
Graduation Rate				
School Progress		93	A	70%
Academic Growth	85	93	A	✓
Relative Performance (Eco Dis: 73.4%)		85	B	
Closing the Gaps	68	86	B	30%

74

Identification of Schools for Improvement

This campus is not identified for comprehensive support and improvement, targeted support and improvement, or additional targeted support.

Distinction Designations




Academic Achievement in Reading/ Language Arts



Academic Achievement in Mathematics



Top 25% : Comparative Academic Growth



Postsecondary Readiness



Top 25% : Comparative Closing the Gaps

2025 Accountability Rating Overall Summary LOUISE CABANISS ACADEMY (220908122) - MANSFIELD ISD - TARRANT COUNTY

[2019](#) | [2020](#) | [2021](#) | [2022](#) | [2023](#) | [2024](#) | **2025**

Summary


	Component Score	Scaled Score	Rating	Proportion of Overall Rating
Overall		88	B	
Student Achievement		88	B	70%
STAAR Performance	58	88		
College, Career and Military Readiness				
Graduation Rate				
School Progress		88	B	0%
Academic Growth	78	88	B	✓
Relative Performance (Eco Dis: 56.0%)		86	B	
Closing the Gaps	70	87	B	30%

75


Identification of Schools for Improvement

This campus is not identified for comprehensive support and improvement, targeted support and improvement, or additional targeted support.


Distinction Designations




**Academic Achievement in Reading/
Language Arts**




Academic Achievement in Mathematics



Top 25% : Comparative Academic Growth



Postsecondary Readiness



Top 25% : Comparative Closing the Gaps

2025 Accountability Rating Overall Summary
MARTHA REID ACADEMY (220908116) - MANSFIELD ISD - TARRANT COUNTY

[2019](#) | [2020](#) | [2021](#) | [2022](#) | [2023](#) | [2024](#) | **2025**

Summary


	Component Score	Scaled Score	Rating	Proportion of Overall Rating
Overall		84	B	
Student Achievement		85	B	70%
STAAR Performance	56	85		
College, Career and Military Readiness				
Graduation Rate				
School Progress		83	B	0%
Academic Growth	73	82	B	
Relative Performance (Eco Dis: 49.0%)		83	B	✓
Closing the Gaps	64	83	B	30%

76


Identification of Schools for Improvement

This campus is not identified for comprehensive support and improvement, targeted support and improvement, or additional targeted support.


Distinction Designations




Academic Achievement in Reading/ Language Arts




Academic Achievement in Mathematics



Top 25% : Comparative Academic Growth



Postsecondary Readiness



Top 25% : Comparative Closing the Gaps

2025 Accountability Rating Overall Summary
MARY JO SHEPPARD EL (220908118) - MANSFIELD ISD - TARRANT COUNTY

[2019](#) | [2020](#) | [2021](#) | [2022](#) | [2023](#) | [2024](#) | **2025**

Summary

	Component Score	Scaled Score	Rating	Proportion of Overall Rating
Overall		86	B	
Student Achievement		85	B	0%
STAAR Performance	56	85		
College, Career and Military Readiness				
Graduation Rate				
School Progress		86	B	70%
Academic Growth	74	83	B	
Relative Performance (Eco Dis: 62.2%)		86	B	✓
Closing the Gaps	67	85	B	30%

77

Identification of Schools for Improvement

This campus is not identified for comprehensive support and improvement, targeted support and improvement, or additional targeted support.

Distinction Designations



Academic Achievement in Reading/ Language Arts




Academic Achievement in Mathematics



Top 25% : Comparative Academic Growth



Postsecondary Readiness



Top 25% : Comparative Closing the Gaps

2025 Accountability Rating Overall Summary NANCY NEAL EL (220908126) - MANSFIELD ISD - TARRANT COUNTY

[2019](#) | [2020](#) | [2021](#) | [2022](#) | [2023](#) | [2024](#) | **2025**

Summary

	Component Score	Scaled Score	Rating	Proportion of Overall Rating
Overall		93	A	
Student Achievement		93	A	70%
STAAR Performance	70	93		
College, Career and Military Readiness				
Graduation Rate				
School Progress		92	A	0%
Academic Growth	83	92	A	✓
Relative Performance (Eco Dis: 39.1%)		91	A	
Closing the Gaps	79	92	A	30%

78

Identification of Schools for Improvement

This campus is not identified for comprehensive support and improvement, targeted support and improvement, or additional targeted support.

Distinction Designations



Academic Achievement in Reading/
Language Arts



Academic Achievement in Mathematics



Top 25% : Comparative Academic Growth



Postsecondary Readiness



Top 25% : Comparative Closing the Gaps

2025 Accountability Rating Overall Summary
ROBERTA TIPPS ACADEMY (220908115) - MANSFIELD ISD - TARRANT COUNTY

[2019](#) | [2020](#) | [2021](#) | [2022](#) | [2023](#) | [2024](#) | **2025**

Summary


	Component Score	Scaled Score	Rating	Proportion of Overall Rating
Overall		92	A	
Student Achievement		91	A	0%
STAAR Performance	65	91		
College, Career and Military Readiness				
Graduation Rate				
School Progress		93	A	70%
Academic Growth	85	93	A	✓
Relative Performance (Eco Dis: 50.2%)		91	A	
Closing the Gaps	77	91	A	30%

79


Identification of Schools for Improvement

This campus is not identified for comprehensive support and improvement, targeted support and improvement, or additional targeted support.


Distinction Designations




Academic Achievement in Reading/ Language Arts




Academic Achievement in Mathematics



Top 25% : Comparative Academic Growth



Postsecondary Readiness



Top 25% : Comparative Closing the Gaps

2025 Accountability Rating Overall Summary
TARVER-RENDON AG LEADERSHIP (220908103) - MANSFIELD ISD - TARRANT COUNTY

[2019](#) | [2020](#) | [2021](#) | [2022](#) | [2023](#) | [2024](#) | **2025**

Summary


	Component Score	Scaled Score	Rating	Proportion of Overall Rating
Overall		75	C	
Student Achievement		76	C	70%
STAAR Performance	48	76		
College, Career and Military Readiness				
Graduation Rate				
School Progress		75	C	0%
Academic Growth	67	75	C	✓
Relative Performance (Eco Dis: 51.7%)		74	C	
Closing the Gaps	35	71	C	30%

80


Identification of Schools for Improvement

This campus is identified for targeted support and improvement.

Distinction Designations



Academic Achievement in Reading/ Language Arts



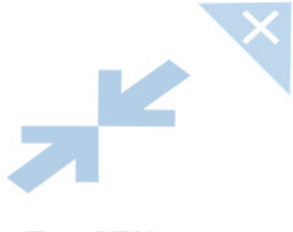
Academic Achievement in Mathematics



Top 25% : Comparative Academic Growth



Postsecondary Readiness



Top 25% : Comparative Closing the Gaps

2025 Accountability Rating Overall Summary
THELMA JONES EL (220908117) - MANSFIELD ISD - TARRANT COUNTY

[2019](#) | [2020](#) | [2021](#) | [2022](#) | [2023](#) | [2024](#) | **2025**

Summary

	Component Score	Scaled Score	Rating	Proportion of Overall Rating
Overall		86	B	
Student Achievement		76	C	0%
STAAR Performance	48	76		
College, Career and Military Readiness				
Graduation Rate				
School Progress		85	B	70%
Academic Growth	75	85	B	✓
Relative Performance (Eco Dis: 61.4%)		79	C	
Closing the Gaps	70	87	B	30%

81

Identification of Schools for Improvement

This campus is not identified for comprehensive support and improvement, targeted support and improvement, or additional targeted support.

Distinction Designations



Academic Achievement in Reading/
Language Arts



Academic Achievement in Mathematics



Top 25% : Comparative Academic Growth



Postsecondary Readiness



Top 25% : Comparative Closing the Gaps

2025 Accountability Rating Overall Summary
WILLIE BROWN ACADEMY (220908110) - MANSFIELD ISD - TARRANT COUNTY

[2019](#) | [2020](#) | [2021](#) | [2022](#) | [2023](#) | [2024](#) | **2025**

Summary


	Component Score	Scaled Score	Rating	Proportion of Overall Rating
Overall		90	A	
Student Achievement		91	A	70%
STAAR Performance	62	91		
College, Career and Military Readiness				
Graduation Rate				
School Progress		91	A	0%
Academic Growth	81	91	A	✓
Relative Performance (Eco Dis: 33.2%)		82	B	
Closing the Gaps	70	87	B	30%

82


Identification of Schools for Improvement

This campus is not identified for comprehensive support and improvement, targeted support and improvement, or additional targeted support.


Distinction Designations




Academic Achievement in Reading/
Language Arts




Academic Achievement in Mathematics



Top 25% : Comparative Academic Growth



Postsecondary Readiness



Top 25% : Comparative Closing the Gaps

Texas Education Agency
2025 A-F Accountability Listing
MANSFIELD ISD (220908) - TARRANT COUNTY

District/Campus Name	Grade	Students	Eco Dis	Overall		Achievement		School Progress				Closing the Gaps		Support Label
				Rating	Score	Rating	Score	Growth		Rel Perform		Rating	Score	
MANSFIELD ISD		35,272	48.2%	B	87	B	86	C	79	B	86	B	89	
ALMA MARTINEZ INT	05 - 06	930	34.6%	B	89	B	87	B	81	B	80	A	92	
ASA E LOW JR INT	05 - 06	719	48.3%	B	87	B	85	B	83	B	85	A	92	
CROSS TIMBERS INT	05 - 06	588	70.9%	D	63	D	62	F	58	D	63	D	64	
DELLA ICENHOWER INT	05 - 06	618	66.7%	B	86	C	79	B	82	B	85	B	88	
DONNA SHEPARD ACADEMY	05 - 06	819	57.4%	B	86	B	81	B	80	B	84	A	90	
MARY LILLARD I S	05 - 06	738	32.0%	A	90	A	90	B	85	B	81	A	91	
MARY ORR INT	05 - 06	605	49.6%	B	84	B	80	B	81	C	79	A	91	

2025 Accountability Rating Overall Summary ALMA MARTINEZ INT (220908208) - MANSFIELD ISD - TARRANT COUNTY

2019 | 2020 | 2021 | [2022](#) | [2023](#) | [2024](#) | **2025**

Summary


	Component Score	Scaled Score	Rating	Proportion of Overall Rating
Overall		89	B	
Student Achievement		87	B	70%
STAAR Performance	57	87		
College, Career and Military Readiness				
Graduation Rate				
School Progress		81	B	0%
Academic Growth	69	81	B	✓
Relative Performance (Eco Dis: 34.6%)		80	B	
Closing the Gaps	77	92	A	30%

84

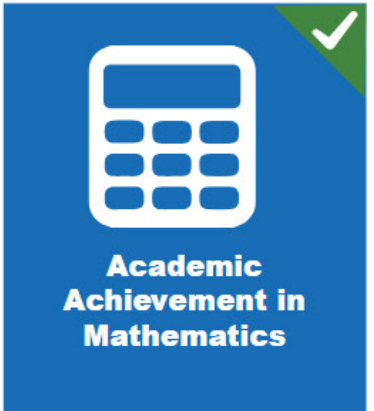
Identification of Schools for Improvement

This campus is not identified for comprehensive support and improvement, targeted support and improvement, or additional targeted support.


Distinction Designations




Academic Achievement in Reading/
Language Arts




Academic Achievement in Mathematics




Academic Achievement in Science



Top 25% : Comparative Academic Growth



Postsecondary Readiness



Top 25% : Comparative Closing the Gaps

2025 Accountability Rating Overall Summary
ASA E LOW JR INT (220908207) - MANSFIELD ISD - TARRANT COUNTY

[2019](#) | [2020](#) | [2021](#) | [2022](#) | [2023](#) | [2024](#) | **2025**

Summary


	Component Score	Scaled Score	Rating	Proportion of Overall Rating
Overall		87	B	
Student Achievement		85	B	70%
STAAR Performance	54	85		
College, Career and Military Readiness				
Graduation Rate				
School Progress		85	B	0%
Academic Growth	72	83	B	
Relative Performance (Eco Dis: 48.3%)		85	B	✓
Closing the Gaps	78	92	A	30%

85


Identification of Schools for Improvement

This campus is not identified for comprehensive support and improvement, targeted support and improvement, or additional targeted support.


Distinction Designations




Academic Achievement in Reading/
Language Arts




Academic Achievement in Mathematics




Academic Achievement in Science



Top 25% : Comparative Academic Growth



Postsecondary Readiness



Top 25% : Comparative Closing the Gaps

2025 Accountability Rating Overall Summary
CROSS TIMBERS INT (220908202) - MANSFIELD ISD - TARRANT COUNTY

[2019](#) | [2020](#) | [2021](#) | [2022](#) | [2023](#) | [2024](#) | **2025**


Summary

	Component Score	Scaled Score	Rating	Proportion of Overall Rating
Overall		63	D	
Student Achievement		62	D	0%
STAAR Performance	33	62		
College, Career and Military Readiness				
Graduation Rate				
School Progress		63	D	70%
Academic Growth	52	58	F	
Relative Performance (Eco Dis: 70.9%)		63	D	✓
Closing the Gaps	23	64	D	30%


Identification of Schools for Improvement

This campus is not identified for comprehensive support and improvement, targeted support and improvement, or additional targeted support.


Distinction Designations



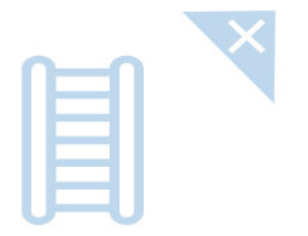
Academic Achievement in Reading/ Language Arts




Academic Achievement in Mathematics




Academic Achievement in Science



Top 25% : Comparative Academic Growth



Postsecondary Readiness



Top 25% : Comparative Closing the Gaps

2025 Accountability Rating Overall Summary
DELLA ICENHOWER INT (220908205) - MANSFIELD ISD - TARRANT COUNTY

[2019](#) | [2020](#) | [2021](#) | [2022](#) | [2023](#) | [2024](#) | **2025**

Summary


	Component Score	Scaled Score	Rating	Proportion of Overall Rating
Overall		86	B	
Student Achievement		79	C	0%
STAAR Performance	48	79		
College, Career and Military Readiness				
Graduation Rate				
School Progress		85	B	70%
Academic Growth	70	82	B	
Relative Performance (Eco Dis: 66.7%)		85	B	✓
Closing the Gaps	69	88	B	30%

87

Identification of Schools for Improvement

This campus is not identified for comprehensive support and improvement, targeted support and improvement, or additional targeted support.


Distinction Designations




Academic Achievement in Reading/Language Arts




Academic Achievement in Mathematics



Academic Achievement in Science



Top 25% : Comparative Academic Growth



Postsecondary Readiness



Top 25% : Comparative Closing the Gaps

2025 Accountability Rating Overall Summary DONNA SHEPARD ACADEMY (220908204) - MANSFIELD ISD - TARRANT COUNTY

[2019](#) | [2020](#) | [2021](#) | [2022](#) | [2023](#) | [2024](#) | **2025**

Summary


	Component Score	Scaled Score	Rating	Proportion of Overall Rating
Overall		86	B	
Student Achievement		81	B	0%
STAAR Performance	50	81		
College, Career and Military Readiness				
Graduation Rate				
School Progress		84	B	70%
Academic Growth	68	80	B	
Relative Performance (Eco Dis: 57.4%)		84	B	✓
Closing the Gaps	72	90	A	30%

88


Identification of Schools for Improvement

This campus is not identified for comprehensive support and improvement, targeted support and improvement, or additional targeted support.


Distinction Designations




Academic Achievement in Reading/
Language Arts




Academic Achievement in Mathematics




Academic Achievement in Science



Top 25% : Comparative Academic Growth



Postsecondary Readiness



Top 25% : Comparative Closing the Gaps

2025 Accountability Rating Overall Summary
MARY LILLARD I S (220908206) - MANSFIELD ISD - TARRANT COUNTY

[2019](#) | [2020](#) | [2021](#) | [2022](#) | [2023](#) | [2024](#) | **2025**

Summary


	Component Score	Scaled Score	Rating	Proportion of Overall Rating
Overall		90	A	
Student Achievement		90	A	70%
STAAR Performance	60	90		
College, Career and Military Readiness				
Graduation Rate				
School Progress		85	B	0%
Academic Growth	74	85	B	✓
Relative Performance (Eco Dis: 32.0%)		81	B	
Closing the Gaps	74	91	A	30%

89


Identification of Schools for Improvement

This campus is not identified for comprehensive support and improvement, targeted support and improvement, or additional targeted support.


Distinction Designations




Academic Achievement in Reading/ Language Arts




Academic Achievement in Mathematics




Academic Achievement in Science



Top 25% : Comparative Academic Growth



Postsecondary Readiness



Top 25% : Comparative Closing the Gaps

2025 Accountability Rating Overall Summary MARY ORR INT (220908201) - MANSFIELD ISD - TARRANT COUNTY

[2019](#) | [2020](#) | [2021](#) | [2022](#) | [2023](#) | [2024](#) | **2025**

Summary


	Component Score	Scaled Score	Rating	Proportion of Overall Rating
Overall		84	B	
Student Achievement		80	B	0%
STAAR Performance	49	80		
College, Career and Military Readiness				
Graduation Rate				
School Progress		81	B	70%
Academic Growth	69	81	B	✓
Relative Performance (Eco Dis: 49.6%)		79	C	
Closing the Gaps	73	91	A	30%

90

Identification of Schools for Improvement

This campus is not identified for comprehensive support and improvement, targeted support and improvement, or additional targeted support.

Distinction Designations



Texas Education Agency
2025 A-F Accountability Listing
MANSFIELD ISD (220908) - TARRANT COUNTY

District/Campus Name	Grade	Students	Eco Dis	Overall		Achievement		School Progress				Closing the Gaps	Support Label	
				Rating	Score	Rating	Score	Growth		Rel Perform				Rating
MANSFIELD ISD		35,272	48.2%	B	87	B	86	C	79	B	86	B	89	
BROOKS WESTER MIDDLE	06 - 08	945	36.2%	A	92	A	92	A	91	A	90	A	93	
CHARLENE MCKINZEY MIDDLE	07 - 08	1,043	35.2%	A	90	A	90	B	84	B	84	A	91	
DANNY JONES MIDDLE	07 - 08	812	32.8%	A	91	A	90	B	86	B	82	A	92	
JAMES COBLE MIDDLE	07 - 08	750	63.2%	B	87	C	79	B	80	B	85	A	91	
LINDA JOBE MIDDLE	07 - 08	820	54.1%	B	86	B	81	B	82	B	83	A	92	
ROGENE WORLEY MIDDLE	07 - 08	630	49.7%	B	83	B	82	B	81	B	81	B	85	
T A HOWARD MIDDLE	07 - 08	574	76.3%	C	79	C	71	C	79	C	79	B	80	

2025 Accountability Rating Overall Summary
BROOKS WESTER MIDDLE (220908043) - MANSFIELD ISD - TARRANT COUNTY

[2019](#) | [2020](#) | [2021](#) | [2022](#) | [2023](#) | [2024](#) | **2025**

Summary

	Component Score	Scaled Score	Rating	Proportion of Overall Rating
Overall		92	A	
Student Achievement		92	A	70%
STAAR Performance	66	92		
College, Career and Military Readiness				
Graduation Rate				
School Progress		91	A	0%
Academic Growth	81	91	A	✓
Relative Performance (Eco Dis: 36.2%)		90	A	
Closing the Gaps	79	93	A	30%

92

Identification of Schools for Improvement

This campus is not identified for comprehensive support and improvement, targeted support and improvement, or additional targeted support.

Distinction Designations



Academic Achievement in Reading/ Language Arts



Academic Achievement in Mathematics



Academic Achievement in Science



Academic Achievement in Social Studies



Top 25% : Comparative Academic Growth



Postsecondary Readiness



Top 25% : Comparative Closing the Gaps

2025 Accountability Rating Overall Summary
CHARLENE MCKINZEY MIDDLE (220908047) - MANSFIELD ISD - TARRANT COUNTY

2019 | 2020 | 2021 | 2022 | 2023 | 2024 | **2025**

Summary


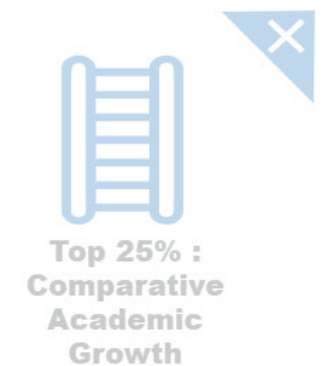
	Component Score	Scaled Score	Rating	Proportion of Overall Rating
Overall		90	A	
Student Achievement		90	A	70%
STAAR Performance	60	90		
College, Career and Military Readiness				
Graduation Rate				
School Progress		84	B	0%
Academic Growth	73	84	B	✓
Relative Performance (Eco Dis: 35.2%)		84	B	
Closing the Gaps	75	91	A	30%

93

Identification of Schools for Improvement

This campus is not identified for comprehensive support and improvement, targeted support and improvement, or additional targeted support.

Distinction Designations



2025 Accountability Rating Overall Summary
DANNY JONES MIDDLE (220908044) - MANSFIELD ISD - TARRANT COUNTY

[2019](#) | [2020](#) | [2021](#) | [2022](#) | [2023](#) | [2024](#) | **2025**

Summary

	Component Score	Scaled Score	Rating	Proportion of Overall Rating
Overall		91	A	
Student Achievement		90	A	70%
STAAR Performance	60	90		
College, Career and Military Readiness				
Graduation Rate				
School Progress		86	B	0%
Academic Growth	75	86	B	✓
Relative Performance (Eco Dis: 32.8%)		82	B	
Closing the Gaps	78	92	A	30%

94

Identification of Schools for Improvement

This campus is not identified for comprehensive support and improvement, targeted support and improvement, or additional targeted support.

Distinction Designations



Academic Achievement in Reading/ Language Arts



Academic Achievement in Mathematics



Academic Achievement in Science



Academic Achievement in Social Studies



Top 25% : Comparative Academic Growth



Postsecondary Readiness



Top 25% : Comparative Closing the Gaps

2025 Accountability Rating Overall Summary
JAMES COBLE MIDDLE (220908045) - MANSFIELD ISD - TARRANT COUNTY

[2019](#) | [2020](#) | [2021](#) | [2022](#) | [2023](#) | [2024](#) | **2025**

Summary

	Component Score	Scaled Score	Rating	Proportion of Overall Rating
Overall		87	B	
Student Achievement		79	C	0%
STAAR Performance	48	79		
College, Career and Military Readiness				
Graduation Rate				
School Progress		85	B	70%
Academic Growth	68	80	B	
Relative Performance (Eco Dis: 63.2%)		85	B	✓
Closing the Gaps	74	91	A	30%

95

Identification of Schools for Improvement

This campus is not identified for comprehensive support and improvement, targeted support and improvement, or additional targeted support.

Distinction Designations



Academic Achievement in Reading/
Language Arts



Academic Achievement in Mathematics



Academic Achievement in Science



Academic Achievement in Social Studies



Top 25% : Comparative Academic Growth



Postsecondary Readiness



Top 25% : Comparative Closing the Gaps

**2025 Accountability Rating Overall Summary
LINDA JOBE MIDDLE (220908046) - MANSFIELD ISD - TARRANT COUNTY**

[2019](#) | [2020](#) | [2021](#) | [2022](#) | [2023](#) | [2024](#) | **2025**

Summary

	Component Score	Scaled Score	Rating	Proportion of Overall Rating
Overall		86	B	
Student Achievement		81	B	0%
STAAR Performance	50	81		
College, Career and Military Readiness				
Graduation Rate				
School Progress		83	B	70%
Academic Growth	70	82	B	
Relative Performance (Eco Dis: 54.1%)		83	B	✓
Closing the Gaps	78	92	A	30%

96

Identification of Schools for Improvement

This campus is not identified for comprehensive support and improvement, targeted support and improvement, or additional targeted support.

Distinction Designations



Academic Achievement in Reading/
Language Arts



Academic Achievement in Mathematics



Academic Achievement in Science



Academic Achievement in Social Studies



Top 25% : Comparative Academic Growth



Postsecondary Readiness



Top 25% : Comparative Closing the Gaps

2025 Accountability Rating Overall Summary ROGENE WORLEY MIDDLE (220908041) - MANSFIELD ISD - TARRANT COUNTY

[2019](#) | [2020](#) | [2021](#) | [2022](#) | [2023](#) | [2024](#) | **2025**

Summary

	Component Score	Scaled Score	Rating	Proportion of Overall Rating
Overall		83	B	
Student Achievement		82	B	70%
STAAR Performance	51	82		
College, Career and Military Readiness				
Graduation Rate				
School Progress		81	B	0%
Academic Growth	69	81	B	✓
Relative Performance (Eco Dis: 49.7%)		81	B	
Closing the Gaps	64	85	B	30%

97

Identification of Schools for Improvement

This campus is not identified for comprehensive support and improvement, targeted support and improvement, or additional targeted support.

Distinction Designations



Academic Achievement in Reading/
Language Arts



Academic Achievement in Mathematics



Academic Achievement in Science



Academic Achievement in Social Studies



Top 25% : Comparative Academic Growth



Postsecondary Readiness



Top 25% : Comparative Closing the Gaps

2025 Accountability Rating Overall Summary T A HOWARD MIDDLE (220908042) - MANSFIELD ISD - TARRANT COUNTY

[2019](#) | [2020](#) | [2021](#) | [2022](#) | [2023](#) | [2024](#) | **2025**

Summary

	Component Score	Scaled Score	Rating	Proportion of Overall Rating
Overall		79	C	
Student Achievement		71	C	0%
STAAR Performance	39	71		
College, Career and Military Readiness				
Graduation Rate				
School Progress		79	C	70%
Academic Growth	67	79	C	✓
Relative Performance (Eco Dis: 76.3%)		79	C	
Closing the Gaps	58	80	B	30%

98

Identification of Schools for Improvement

This campus is not identified for comprehensive support and improvement, targeted support and improvement, or additional targeted support.

Distinction Designations



Academic Achievement in Reading/
Language Arts



Academic Achievement in Mathematics



Academic Achievement in Science



Academic Achievement in Social Studies



Top 25% : Comparative Academic Growth



Postsecondary Readiness



Top 25% : Comparative Closing the Gaps

Texas Education Agency
2025 A-F Accountability Listing
MANSFIELD ISD (220908) - TARRANT COUNTY

District/Campus Name	Grade	Students	Eco Dis	Overall		Achievement		School Progress				Closing the Gaps	Support Label	
				Rating	Score	Rating	Score	Growth		Rel Perform				Rating
MANSFIELD ISD		35,272	48.2%	B	87	B	86	C	79	B	86	B	89	
MANSFIELD FRONTIER STEM ACADEMY	09 - 12	326	22.4%	A	99	A	99	B	80	A	98	A	100	
MANSFIELD H S	09 - 12	2,541	36.4%	A	94	A	94	C	79	A	93	A	95	
MANSFIELD LAKE RIDGE H S	09 - 12	2,751	32.1%	A	95	A	94	B	81	A	92	A	97	
MANSFIELD LEGACY H S	09 - 12	2,566	48.8%	B	88	B	83	C	70	B	86	A	92	
MANSFIELD SUMMIT H S	09 - 12	1,770	67.7%	A	93	B	86	D	69	A	93	A	93	
MANSFIELD TIMBERVIEW H S	09 - 12	1,787	58.5%	A	95	A	90	C	74	A	95	A	94	
TCCSE EARLY COLLEGE H S AT TIMBERVIEW	09 - 12	277	49.8%	A	99	A	99	B	82	A	99	A	100	
THE PHOENIX ACADEMY	10 - 12	54	57.4%	A	92	A	92	NR	N/A	B	89	NR		

2025 Accountability Rating Overall Summary
MANSFIELD FRONTIER STEM ACADEMY (220908008) - MANSFIELD ISD - TARRANT COUNTY

[2019](#) | [2020](#) | [2021](#) | [2022](#) | [2023](#) | [2024](#) | **2025**

Summary

	Component Score	Scaled Score	Rating	Proportion of Overall Rating
Overall		99	A	
Student Achievement		99	A	70%
STAAR Performance	89	97		
College, Career and Military Readiness	100	100		
Graduation Rate	100.0	100		
School Progress		98	A	0%
Academic Growth	74	80	B	
Relative Performance (Eco Dis: 22.4%)		98	A	✓
Closing the Gaps	100	100	A	30%

100

Identification of Schools for Improvement

This campus is not identified for comprehensive support and improvement, targeted support and improvement, or additional targeted support.

Distinction Designations



Academic Achievement in Reading/ Language Arts



Academic Achievement in Mathematics



Academic Achievement in Science



Academic Achievement in Social Studies



Top 25% : Comparative Academic Growth



Postsecondary Readiness



Top 25% : Comparative Closing the Gaps

2025 Accountability Rating Overall Summary MANSFIELD H S (220908003) - MANSFIELD ISD - TARRANT COUNTY

[2019](#) | [2020](#) | [2021](#) | [2022](#) | [2023](#) | [2024](#) | **2025**

Summary

	Component Score	Scaled Score	Rating	Proportion of Overall Rating
Overall		94	A	
Student Achievement		94	A	70%
STAAR Performance	61	90		
College, Career and Military Readiness	99	99		
Graduation Rate	98.5	90		
School Progress		93	A	0%
Academic Growth	73	79	C	
Relative Performance (Eco Dis: 36.4%)		93	A	✓
Closing the Gaps	86	95	A	30%

101

Identification of Schools for Improvement

This campus is not identified for comprehensive support and improvement, targeted support and improvement, or additional targeted support.

Distinction Designations



Academic Achievement in Reading/ Language Arts



Academic Achievement in Mathematics



Academic Achievement in Science



Academic Achievement in Social Studies



Top 25% : Comparative Academic Growth



Postsecondary Readiness



Top 25% : Comparative Closing the Gaps

2025 Accountability Rating Overall Summary
MANSFIELD LAKE RIDGE H S (220908007) - MANSFIELD ISD - TARRANT COUNTY

[2019](#) | [2020](#) | [2021](#) | [2022](#) | [2023](#) | [2024](#) | **2025**

Summary

	Component Score	Scaled Score	Rating	Proportion of Overall Rating
Overall		95	A	
Student Achievement		94	A	70%
STAAR Performance	62	91		
College, Career and Military Readiness	97	98		
Graduation Rate	98.9	90		
School Progress		92	A	0%
Academic Growth	75	81	B	
Relative Performance (Eco Dis: 32.1%)		92	A	✓
Closing the Gaps	92	97	A	30%

Identification of Schools for Improvement

This campus is not identified for comprehensive support and improvement, targeted support and improvement, or additional targeted support.

Distinction Designations



Academic Achievement in Reading/
Language Arts



Academic Achievement in Mathematics



Academic Achievement in Science



Academic Achievement in Social Studies



Top 25% : Comparative Academic Growth



Postsecondary Readiness



Top 25% : Comparative Closing the Gaps

2025 Accountability Rating Overall Summary MANSFIELD LEGACY H S (220908005) - MANSFIELD ISD - TARRANT COUNTY

[2019](#) | [2020](#) | [2021](#) | [2022](#) | [2023](#) | [2024](#) | **2025**

Summary

	Component Score	Scaled Score	Rating	Proportion of Overall Rating
Overall		88	B	
Student Achievement		83	B	0%
STAAR Performance	52	79		
College, Career and Military Readiness	92	93		
Graduation Rate	94.0	70		
School Progress		86	B	70%
Academic Growth	68	70	C	
Relative Performance (Eco Dis: 48.8%)		86	B	✓
Closing the Gaps	79	92	A	30%

103

Identification of Schools for Improvement

This campus is not identified for comprehensive support and improvement, targeted support and improvement, or additional targeted support.

Distinction Designations



Academic Achievement in Reading/ Language Arts



Academic Achievement in Mathematics



Academic Achievement in Science



Academic Achievement in Social Studies



Top 25% : Comparative Academic Growth



Postsecondary Readiness



Top 25% : Comparative Closing the Gaps

2025 Accountability Rating Overall Summary MANSFIELD SUMMIT H S (220908002) - MANSFIELD ISD - TARRANT COUNTY

[2019](#) | [2020](#) | [2021](#) | [2022](#) | [2023](#) | [2024](#) | **2025**

Summary

	Component Score	Scaled Score	Rating	Proportion of Overall Rating
Overall		93	A	
Student Achievement		86	B	0%
STAAR Performance	49	77		
College, Career and Military Readiness	100	100		
Graduation Rate	95.8	75		
School Progress		93	A	70%
Academic Growth	67	69	D	
Relative Performance (Eco Dis: 67.7%)		93	A	✓
Closing the Gaps	83	93	A	30%

104

Identification of Schools for Improvement

This campus is not identified for comprehensive support and improvement, targeted support and improvement, or additional targeted support.

Distinction Designations



Academic Achievement in Reading/
Language Arts



Academic Achievement in Mathematics



Academic Achievement in Science



Academic Achievement in Social Studies



Top 25% : Comparative Academic Growth



Postsecondary Readiness



Top 25% : Comparative Closing the Gaps

2025 Accountability Rating Overall Summary
MANSFIELD TIMBERVIEW H S (220908004) - MANSFIELD ISD - TARRANT COUNTY

[2019](#) | [2020](#) | [2021](#) | [2022](#) | [2023](#) | [2024](#) | **2025**

Summary

	Component Score	Scaled Score	Rating	Proportion of Overall Rating
Overall		95	A	
Student Achievement		90	A	0%
STAAR Performance	54	82		
College, Career and Military Readiness	100	100		
Graduation Rate	97.2	85		
School Progress		95	A	70%
Academic Growth	70	74	C	
Relative Performance (Eco Dis: 58.5%)		95	A	✓
Closing the Gaps	85	94	A	30%

105

Identification of Schools for Improvement

This campus is not identified for comprehensive support and improvement, targeted support and improvement, or additional targeted support.

Distinction Designations



Academic Achievement in Reading/ Language Arts



Academic Achievement in Mathematics



Academic Achievement in Science



Academic Achievement in Social Studies



Top 25% : Comparative Academic Growth



Postsecondary Readiness



Top 25% : Comparative Closing the Gaps

2025 Accountability Rating Overall Summary
TCCSE EARLY COLLEGE H S AT TIMBERVIEW (220908009) - MANSFIELD ISD - TARRANT COUNTY

[2019](#) | [2020](#) | [2021](#) | [2022](#) | [2023](#) | [2024](#) | **2025**

Summary

	Component Score	Scaled Score	Rating	Proportion of Overall Rating
Overall		99	A	
Student Achievement		99	A	70%
STAAR Performance	86	97		
College, Career and Military Readiness	100	100		
Graduation Rate	100.0	100		
School Progress		99	A	0%
Academic Growth	76	82	B	
Relative Performance (Eco Dis: 49.8%)		99	A	✓
Closing the Gaps	100	100	A	30%

106

Identification of Schools for Improvement

This campus is not identified for comprehensive support and improvement, targeted support and improvement, or additional targeted support.

Distinction Designations



Academic Achievement in Reading/ Language Arts



Academic Achievement in Mathematics



Academic Achievement in Science



Academic Achievement in Social Studies



Top 25% : Comparative Academic Growth



Postsecondary Readiness



Top 25% : Comparative Closing the Gaps

**2025 Accountability Rating Overall Summary
THE PHOENIX ACADEMY (220908006) - MANSFIELD ISD - TARRANT COUNTY**

[2019](#) | [2020](#) | [2021](#) | [2022](#) | [2023](#) | [2024](#) | **2025**

**This is an Alternative Education Campus.
This campus was evaluated by Alternative Education Accountability provisions.**

Summary

	Component Score	Scaled Score	Rating	Proportion of Overall Rating
Overall		92	A	
Student Achievement		92	A	100%
STAAR Performance	30	80		
College, Career and Military Readiness	100	100		
Graduation Rate	100.0	100		
School Progress		89	B	0%
Academic Growth			Not Rated	
Retest Growth (Relative Performance)	58	89	B	✓
Closing the Gaps			Not Rated	0%

107

Identification of Schools for Improvement

This campus is not identified for comprehensive support and improvement, targeted support and improvement, or additional targeted support.

Distinction Designations

This campus is not eligible for Distinction Designations.



**Board of School Trustees
Mansfield Independent School District**

TITLE: Consider Nominations by Resolution #26-08
to Fill Vacancies on Board of Directors for the
Central Appraisal District of Johnson County

DATE: September 23, 2025

ACTION

BACKGROUND:

On December 31, 2025, the terms of service for the two-members of the Board of Directors for the Central Appraisal District of Johnson County will expire. In order to fill these vacancies, an election must be held. Each taxing entity that is entitled to vote may nominate one candidate for each of the two positions to be filled by the adoption of a resolution by its governing body. The nominations by resolution must be submitted to the Chief Appraiser by October 15, 2025.

CONSIDERATIONS:

The Board of Trustees may nominate one candidate for the two available positions in the form of a resolution adopted by its governing body. In order to be eligible to serve on the Board of Directors, a candidate must have resided in the Central Appraisal District of Johnson County for at least two years prior to January 1, 2025. Exhibit A further outlines the nomination process.

Voting units are not required to make any nominations to the Central Appraisal District of Johnson County Board of Directors. Therefore, the Board of Trustees may choose to take no action.

RECOMMENDATION:

The Superintendent does not have a recommendation. This is a Board item.

**Mansfield Independent School District
Resolution #26-08
Submit Nominees to serve on the Board of Directors for the Central
Appraisal District of Johnson County for the years 2025 and 2026**

Resolution by the Mansfield Independent School District Affirming the Nomination of Candidate(s) to fill the Vacancies on the Board of Directors for the Central Appraisal District of Johnson County.

This is to affirm that the Mansfield Independent School District on this the 23rd day of September, 2025, did move and approve the following nomination(s) upon confirming eligibility for election to the Board of Directors of the Central Appraisal District of Johnson County to fill the vacant positions.

Nomination(s):

Resolution #26-08 was moved and approved this the 23rd day of September, 2025.

Mansfield ISD, Board President

Mansfield ISD, Board Secretary



**Board of School Trustees
Mansfield Independent School District**

TITLE: Consider Nominations by Resolution
#26-09 to Fill Vacancies on Board of Directors
for Tarrant County Appraisal District

DATE: September 23, 2025

ACTION

BACKGROUND:

On December 31, 2025, the terms of service for the two-members of the Board of Directors for the Tarrant County Appraisal District will expire. In order to fill these vacancies, an election must be held. Each taxing entity that is entitled to vote may nominate one candidate for each of the two positions to be filled by the adoption of a resolution by its governing body. The nominations by resolution must be submitted to the Chief Appraiser by October 15, 2025.

CONSIDERATIONS:

The Board of Trustees may nominate one candidate for the two available positions in the form of a resolution adopted by its governing body. In order to be eligible to serve on the Board of Directors, a candidate must have resided in the Tarrant County Appraisal District for at least two years prior to January 1, 2025. Exhibit A further outlines the qualifications for candidacy.

Voting units are not required to make any nominations to the Tarrant County Appraisal District Board of Directors. Therefore, the Board of Trustees may choose to take no action.

RECOMMENDATION:

The Superintendent does not have a recommendation. This is a Board item.

**Mansfield Independent School District
Resolution #26-09
Submit Nominees to serve on the Board of Directors for the Tarrant County
Appraisal District for the years 2025 and 2026**

Resolution by the Mansfield Independent School District Affirming the Nomination of Candidate(s) to fill the Vacancies on the Board of Directors for the Tarrant County Appraisal District.

This is to affirm that the Mansfield Independent School District on this the 23rd day of September, 2025, did move and approve the following nomination(s) upon confirming eligibility for election to the Board of Directors of Tarrant County Appraisal District to fill the vacant positions.

Nomination(s):

Resolution #26-09 was moved and approved this the 23rd day of September, 2025.

Mansfield ISD, Board President

Mansfield ISD, Board Secretary



**Board of School Trustees
Mansfield Independent School District**

TITLE: Class Size Exemption Waiver
Request

DATE: September 23 2025

ACTION

BACKGROUND:

In accordance with TEC §25.112, Texas school districts must submit to TEA a request for an exception to the student-to-teacher ratio of 22:1 in Grades K-4 when that ratio is exceeded for a period of more than 30 days or by October 1, with the exception of during the last twelve weeks of the school year.

CONSIDERATIONS:

Districts that are in compliance at the beginning of the school year but that subsequently exceed class size limitations must apply for an exception no later than the 30th day after the district exceeds the 22:1 limit. Therefore, MISD could need to submit subsequent waivers throughout the year should additional classes exceed the 22:1 ratio. At this time, we are seeking twenty-three (23) class size exception waivers.

RECOMMENDATION:

The Superintendent recommends The Board approve the class size exemption waivers request as presented.

Meeting: 8/26/2025 Regular Meeting 6:00 PM
Generated by: Ali Heimbigner

1. Call to Order

The meeting was called to order at 6:00 p.m.

2. Roll Call

Board members present were: Courtney Lackey Wilson, Michelle Newsom, Dr. Benita Reed, Dr. Jandel Crutchfield, Ana-Alicia Horn, Jason Thomas, and Jesse Cannon II.

3. Closed Session

3.1. Adjourn to closed session pursuant to Texas Government Code Section 551.074, Personnel, to deliberate regarding the appointment, employment, evaluation, reassignment, duties, discipline, or dismissal of a public officer or employee; or to hear a complaint or charge against an officer or employee, 551.071, Consultation with the Board's attorney; 551.072, real property; and 551.076 to conduct deliberations regarding security devices or security audits.

3.2. Work Session

3.2.1. Team of 8 Training

The Board adjourned into closed session at 6:01 pm.

The Board adjourned back into closed session at 8:43 pm.

4. Reconvene

4.1. Reconvene to Public

The Board reconvened to the public at 7:06 pm.

The Board reconvened back to the public at 9:42 pm.

5. Meeting Opening

5.1. Prayer

The prayer was led by Jandel Crutchfield.

5.2. Pledges

The pledges were led by Ana-Alicia Horn. The Colors were presented by the MHS JROTC.

6. District Recognition

6.1. Mansfield Shine Runners

The following students were recognized for earning gold for their entry in the Student Formula USA F1 event: Patrick Verinder, Jordan Basaldua, Trenton Hamann, Mason Morrow, Isaac Porter, Warren Straing, Charles Ogundeko, and Manny Sanchez.

6.2. German State Competition

The following students were recognized for placing in the German State Competition: Alferink Kyle, Akuma Tsung, Avery Allen, Parker Billingsley, Sophia Heritage, Alexis Killman, Kirby Krueger, Josiah

Lobaugh, Cade Lucke, Emily Sherman, Clara Stinson, and Faridah Akinyemi.

6.3. UIL State Academics

The following students were recognized for placing in the UIL State Academic competition: Kyle Alferink, Bao Phan, Phu Nguyen, Ashlyn Potter, Michael Yamoah, Kaden Nguyen, Dustin Nguyen, Aaron Shin, Charles Landon Peugh, Connor Mire, Sophia Whittler, Nicholas Benson, Christopher Do, Brycen Trinh, and Jude Pham.

6.4. National Thespian Festival

The following students were recognized for placing in the National Thespian Festival: Zoe Narvarte, Itzel Ramirez, Hannah Roberts, Brynn Thompson, Cayden Newkrik, Tristan DaLuz, Marla Lord, Cade Pickrell, Micha Miller, Lauren Piller, and Landon Peugh.

7. District Introductions

7.1. HR Introductions

Dr. Jennifer Stoecker, Associate Superintendent of Human Resource Services, introduced the following hired and promoted employees: Tristan Baker, Tiffany Chandler, Karonda Davis, Crystal Hudson, Michael Laningham, Loni Lawson, Michael Lindeman, Jenisis Roper-Francis, Zachary Urquhart, Amber Skinner, Brithany Torres, and Erica Wood.

8. Instructional Focus

8.1. Vision 2030: Alignment & A Cadence of Accountability - Dr. Sean Scott, Deputy Superintendent & Dr. Tiffanie Spencer, Area Superintendent

The Vision 2023: Alignment & A Cadence of Accountability presentation was given by Dr. Sean Scott and Dr. Tiffanie Spencer.

9. Presentation

9.1. 2025 Proposed Tax Rate - Michele Trongaard, Associate Superintendent of Business and Finance

The 2025 Proposed Tax Rate presentation was given by Michele Trongaard.

10. Public Comments

10.1. The correct procedure for addressing the Board during Public Comments is as follows: Each speaker should address the Board from the podium microphone and state his or her name before speaking. All speakers will be limited to three minutes to make comments regarding items on the agenda, unless modified by the Board president based on Board Policy BED (LOCAL). Copies of presentations should be made available to all trustees and the Superintendent. Board policy prohibits the discussion of complaints against district employees during an open forum.

The were no public comments.

11. Human Resources Report

11.1. New Hires for Board Approval

Courtney Lackey Wilson made a motion to approve the Human Resources Report. Dr. Jandel Crutchfield seconded the motion.

**Dr. Benita Reed voted - aye
Michelle Newsom voted - aye
Dr. Jandel Crutchfield voted - aye
Jason Thomas voted - aye
Ana-Alica Horn voted - aye
Jesse Cannon II voted - aye
Courtney Lackey Wilson voted - aye**

The motion carried 7-0.

12. Business Items Requiring Board Action

12.1. Consideration and Approval of Resolution #26-06 Adopt Ordinance Levying Taxes for the Year 2025 and Directing the Assessment and Collection of Taxes

Michelle Newsom made a motion to approve the property tax rate be increased by the adoption of a tax rate of \$1.1469, which is effectively a 6.56 percent increase in the tax rate. Jason Thomas seconded the motion.

**Dr. Benita Reed voted - aye
Michelle Newsom voted - aye
Dr. Jandel Crutchfield voted - aye
Jason Thomas voted - aye
Ana-Alica Horn voted - aye
Jesse Cannon II voted - aye
Courtney Lackey Wilson voted - aye**

The motion carried 7-0.

Courtney Lackey Wilson made a motion to approve the adoption of the maintenance & operations tax rate of \$0.7869. Jason Thomas seconded the motion.

**Dr. Benita Reed voted - aye
Michelle Newsom voted - aye
Dr. Jandel Crutchfield voted - aye
Jason Thomas voted - aye
Ana-Alica Horn voted - aye
Jesse Cannon II voted - aye
Courtney Lackey Wilson voted - aye**

The motion carried 7-0.

Ana-Alicia Horn made a motion to approve the adoption of the interest and sinking rate of \$.3600. Dr. Jandel Crutchfield seconded the motion.

Dr. Benita Reed voted - aye
Michelle Newsom voted - aye
Dr. Jandel Crutchfield voted - aye
Jason Thomas voted - aye
Ana-Alica Horn voted - aye
Jesse Cannon II voted - aye
Courtney Lackey Wilson voted - aye

The motion carried 7-0.

12.2. Consideration and Approval of Action of Teacher Contract
Abandonment

Michelle Newsom moved that no good cause existed for Shenera Blair and Amber Hampton to abandon their contracts. Courtney Lackey Wilson seconded the motion.

Dr. Benita Reed voted - aye
Michelle Newsom voted - aye
Dr. Jandel Crutchfield voted - aye
Jason Thomas voted - aye
Ana-Alica Horn voted - aye
Jesse Cannon II voted - aye
Courtney Lackey Wilson voted - aye

The motion carried 7-0.

12.3. Consider all matters incident and related to the issuance and sale of "Mansfield Independent School District Unlimited Tax Refunding Bonds, Series 2025," including the adoption of an order authorizing the issuance of such bonds, establishing parameters for the sale and issuance of such bonds, and delegating certain matters to authorized District officials

Michelle Newsom made a motion to approve all matters incident and related to the issuance and sale of "Mansfield Independent School District Unlimited Tax Refunding Bonds, Series 2025," including the adoption of an order authorizing the issuance of such bonds, establishing parameters for the sale and issuance of such bonds, and delegating certain matters to authorized District officials. Courtney Lackey Wilson seconded the motion.

Dr. Benita Reed voted - aye
Michelle Newsom voted - aye
Dr. Jandel Crutchfield voted - aye
Jason Thomas voted - aye
Ana-Alica Horn voted - aye
Jesse Cannon II voted - aye
Courtney Lackey Wilson voted - aye

The motion carried 7-0.

13. Consent Agenda

Dr. Benita Reed voted - aye
Michelle Newsom voted - aye
Dr. Jandel Crutchfield voted - aye
Jason Thomas voted - aye
Ana-Alica Horn voted - aye
Jesse Cannon II voted - aye
Courtney Lackey Wilson voted - aye

The Consent Agenda passed 7-0.

- 13.1. Approval of Minutes from the July 22, 2025, Regular Board Meeting and the August 19, 2025, Called Meeting
- 13.2. Consideration and Approval of Request for Board Approval of Personal Services Contract
- 13.3. Consideration and Approval of Bid Proposals
- 13.4. Consideration and Approval of Budget Amendments
- 13.5. Consideration and Approval of Aug Book Order
- 13.6. Consideration and Approval of 4-H resolution #26-07 Status for Tarrant County
- 13.7. Consideration and Approval of Optional Flexible School Day Program (OFSDP)
- 13.8. Consideration and Approval of MOU between University of N. Texas and MISD
- 13.9. Consideration and Approval of MISD Professional Development Plan 2025-26
- 13.10. Consideration and Approval of 2025-2026 T-TESS Appraisers
- 13.11. Consideration and Approval of the Second Reading FNCE (LOCAL)

14. Superintendent's Report

There was no action taken on the items below.

- 14.1. Delinquent Tax Reports
- 14.2. Disbursement Reports
- 14.3. Financial Reports
- 14.4. Investment Reports
- 14.5. Property Tax Collection Report
- 14.6. EC Accountability
- 14.7. Approved Student Trips
- 14.8. Facility Rental Revenue Report
- 14.9. Consider Approval of Vendor Recommendation Open-Ended Bids
- 14.10. Resignations
- 14.11. Resignation Reasons
- 14.12. Superintendent New Hires
- 14.13. 2017 Bond Program Report
- 14.14. 2024 Bond Program Report

15. Adjourn

- 15.1. Adjourn

The meeting was adjourned at 9:42 p.m.

Meeting: 9/15/2025 Joint Mansfield City Council/MISD Board Meeting
6:30 PM
Generated by: Ali Heimbigner

1. Call to Order

The meeting was called to order at 6:00 p.m.

Board members present were: Michelle Newsom, Dr. Benita Reed, Dr. Jandel Crutchfield, Ana-Alicia Horn, Jason Thomas, and Jesse Cannon II.

2. Invocation

The prayer was led by Council Member Todd Simmons.

3. Pledge of Allegiance

The pledge of Allegiance was led by Council Member Juan Fresquez.

4. Texas Pledge

The Texas Pledge was led by Trustee Ana-Alicia Horn.

5. Public Comments

5.1. The correct procedure for addressing the Board during Public Comments is as follows: Each speaker should address the Board from the podium microphone and state his or her name before speaking. All speakers will be limited to three minutes to make comments regarding items on the agenda, unless modified by the Board president based on Board Policy BED (LOCAL). Copies of presentations should be made available to all trustees and the Superintendent. Board policy prohibits the discussion of complaints against district employees during an open forum.

Mansfield ISD had no public comments.

6. Discussion

6.1. Update on the Developments Pertaining to the Land Swap
Matt Jones, Assistant City Manager, and Cameron Mason, Assistant Bond Program Manager, presented an update on developments pertaining to the Land Swap.

6.2. Overview of Tarrant Appraisal District's Impact on City and ISD Entities

Michele Trongaard, Associate Superintendent, Business and Finance, and Tryo Lestina, Deputy City Manager and Chief Financial Officer, presented an overview of the Tarrant Appraisal District's impact on the City and ISD entities.

7. Recess Meeting

Board President recessed the meeting at 7:47 pm.

8. Reconvene from Recess

8.1. Reconvene to the Public at the Dr. Jim Vaszauskas Center for the Performing Arts, 1110 W. Debbie Lane, Mansfield, Texas 76063

The Board reconvened from recess at 8:17 pm.

9. **Closed Session**

9.1. Adjourn to closed session pursuant to Texas Government Code Section 551.074, Personnel, to deliberate regarding the appointment, employment, evaluation, reassignment, duties, discipline, or dismissal of a public officer or employee; or to hear a complaint or charge against an officer or employee, 551.071, Consultation with the Board's attorney; 551.072, real property; and 551.076 to conduct deliberations regarding security devices or security audits.

9.1.1. Discussion Regarding Superintendent's Retirement

9.1.2. Discussion Regarding Superintendent Search

The Board adjourned into closed session at 8:19 pm.

10. **Reconvene**

10.1. Reconvene to Public

The Board reconvened to the public at 10:08 pm.

11. **Adjourn**

11.1. Adjourn

The meeting was adjourned at 10:08 pm.

Meeting: 9/17/2025 Called Meeting 6:00 PM
Generated by: Ali Heimbigner

1. Call to Order

The meeting was called to order at 6:00 p.m.

2. Roll Call

Board members present were: Courtney Lackey Wilson, Michelle Newsom, Dr. Benita Reed, Dr. Jandel Crutchfield, Ana-Alicia Horn, Jason Thomas, and Jesse Cannon II.

3. Meeting Opening

3.1. Prayer

The prayer was led by Courtney Lackey Wilson.

3.2. Pledges

The pledges were led by Jesse Cannon II.

4. Closed Session

4.1. Adjourn to closed session pursuant to Texas Government Code Section 551.074, Personnel, to deliberate regarding the appointment, employment, evaluation, reassignment, duties, discipline, or dismissal of a public officer or employee; or to hear a complaint or charge against an officer or employee, 551.071, Consultation with the Board's attorney; 551.072, real property; and 551.076 to conduct deliberations regarding security devices or security audits.

4.1.1. Discussion Regarding Superintendent's Retirement

4.1.2. Discussion Regarding Superintendent Search

The Board adjourned into closed session at 6:04 pm.

5. Reconvene

5.1. Reconvene to Public

The Board reconvened to the public at 7:50 pm.

6. Public Comments

6.1. The correct procedure for addressing the Board during Public Comments is as follows: Each speaker should address the Board from the podium microphone and state his or her name before speaking. All speakers will be limited to three minutes to make comments regarding items on the agenda, unless modified by the Board president based on Board Policy BED (LOCAL). Copies of presentations should be made available to all trustees and the Superintendent. Board policy prohibits the discussion of complaints against district employees during an open forum.

There were no public comments.

7. Human Resources Report

7.1. New Hires for Board Approval

Dr. Jandel Crutchfield made a motion to approve the Human Resources Report. Michelle Newsom seconded the motion.

Dr. Benita Reed voted - aye
Michelle Newsom voted - aye
Dr. Jandel Crutchfield voted - aye
Jason Thomas voted - aye
Ana-Alica Horn voted - aye
Jesse Cannon II voted - aye
Courtney Lackey Wilson voted - aye

The motion carried 7-0.

8. Adjourn

8.1. Adjourn

The meeting was adjourned at 7:50 p.m.



**Board of School Trustees
Mansfield Independent School District**

TITLE: Consideration and Approval of the 2025-2026 Board Scorecard DATE: September 23, 2025

Action

BACKGROUND:

The Board Oversight Committee consists of three Board Members: Dr. Jandel Crutchfield, Courtney Lackey Wilson, and Ana-Alicia Horn. The committee's purpose is to review and keep the Board Scorecard and dashboard current and up-to-date and to report progress at Board Work Sessions and other meetings.

RECOMMENDATION:

The Board Oversight Committee recommends approval of the 2025-2026 Board Scorecard as presented.

RECOMMENDED MOTION:

“I move that we approve the 2025-2026 Board Scorecard as presented.”

MANSFIELD ISD BOARD OF TRUSTEES / SUPERINTENDENT KEY STRATEGIC MEASURES

Goal 1: Remains focused on the Board's goals and priorities, annually evaluating its performance as a team, with attention given to the district's vision and goals; fulfilling the board's duties, responsibilities, and commitments; and the board's working relationship with the superintendent.

Goal 2: Ensure the equitable distribution of resources, opportunities, and experiences based on the diverse needs of students and schools

2025-2026 Board Scorecard

1. Vision and Goals				
#	Dashboard Measure	Goal	Status	Correction Needed
1.1	% Reading on Level by start of 3rd grade	82%		
1.2	% of students mastering Algebra 2	80%		
1.3	% of students Life Ready	80%		
1.4	% of students graduating College and/or Career Ready	88%		
2. Systems and Processes				
#	Dashboard Measure	5-year Goal	Status	Correction Needed
2.1	Receiving Reports for Qualifying Student Groups in Domain 3 Meet or Exceed the State Threshold for Reading and Math	Receive reports 3 times per year		
2.2	System Reports	100% of identified systems will be presented		
2.3	Student Focused Agenda	≥55% of time focused on improving student outcomes		
2.4	Length of Board Meetings	Between 1.5-2 hours		
2.5	Length of Executive Session	Between 1 and 1.5 hours		
3. Continuous Improvement				
#	Dashboard Measure	5-year Goal	Status	Correction Needed
3.1	Board Member Required Training	Existing board members ≥20 hours New board members ≥30 hours		
4. Progress and Accountability				
#	Dashboard Measure	5-year Goal	Status	Correction Needed

4.1	Board Committees	Board members on at least 3 committees. Committee reports at least 2 times per year.		
4.2	Compliance with Board Operating Procedures	Review once per year 100% compliance		
5. Advocacy and Engagement				
#	Dashboard Measure	5-year Goal	Status	Correction Needed
5.1	Community Conversations	≥ 6 per year, depending on community needs		
5.2	Board Members Visible at School Events	≥7 events per semester		
5.3	Board Members Visible at Community Events	100% attendance at designated community events		
5.4	Legislative Contacts	Minimum of one face-to-face meeting with at least 5 of our elected officials		
6. Synergy and Teamwork				
#	Dashboard Measure	5-year Goal	Status	Correction Needed
6.1	Team of 8/Progress Meetings	≥3 per year		



TITLE: Consideration and Approval
of September Book Order

DATE: September 23, 2025

ACTION

BACKGROUND:

Per Board Policy EFB (LOCAL) and Senate Bill 13, the Mansfield ISD Board of Trustees must approve library materials prior to purchase. The list of proposed books to purchase has been posted on the Library Services webpage for public review for 30 days. This list of proposed books to purchase must be included in the Consent Agenda.

RECOMMENDATION:

The Superintendent recommends the approval of the September book order.

Title of Book	Last Name of Author	First Name of Author	ISBN	Minimum School Level	In district with different ISBN
A dragon for Hanukkah	Mlynowski	Sarah	978-1-33889-752-4	Elementary	
A hat for House : one storm, many helpers	Perrott	Audrey	978-0-593-61577-5	Elementary	
A planet is a poem	Lewis	Amanda West	978-1-52530-442-2	Elementary	
A roof!	Sy	Stephanie Ellen	978-0-593-69705-4	Elementary	
A sea of gold : a Ukranian family's story through the generations	Polacco	Patricia	978-1-66593-842-6	Elementary	
A Secret Escape (Liars Society, Book 3)	Gerber	Alyson	978-1-54619-857-4	Intermediate	
A Stickler Christmas (Stickler)	Smith	Lane	978-0-593-81528-1	Elementary	
A taste of home	Ho	Richard	978-1-25083-417-1	Elementary	
A terrible place for a nest	Levine	Sara	978-1-25086-122-1	Elementary	
A voice in the storm	Mountford	Karl James	978-1-53623-888-4	Elementary	
A voice of hope : the Myrlie Evers-Williams story	Salomon	Nadia	978-0-593-52591-3	Elementary	
A walk in the woods : rediscovering America on the Appalachian Trail	Bryson	Bill	978-0-7679-0252-6	High	
A way to the stars	Almond	David	978-1-53623-125-0	Elementary	
Adventure to Wishing Star Waterfall	Olsen	Leigh	978-1-52478-383-9	Elementary	
Aisha's colors	Adani	Nabila	978-1-53623-540-1	Elementary	
All at once upon a time	Rockliff	Mara	978-1-41976-817-0	Elementary	
All food is good food	Jackson Ehlert	Molli	978-1-25085-445-2	Elementary	
All the greatness in you	Brown	Tameka Fryer	978-0-374-39101-0	Elementary	
All-time best soccer teams (Lerner Sports Rookie: Soccer Mania)	Berne	Emma Carlson	979-87-6566-838-2	Elementary	
Alphonse, you're ruining the show! (Natalie and Alphonse)	Hirst	Daisy	978-1-53623-889-1	Elementary	
Amazon princess and the pea (DC Super Hero Fairy Tales)	Sutton	Laurie	978-1-66391-063-9	Elementary	
An Encantadora's guide to monstros and magic	Mendonca	Sarah	978-1-33501-288-3	Intermediate	
Ancient Egypt (Uncover History)	PowerKids	Press	978-1-49945-449-9	Elementary	
Ancient Greece (Uncover History)	PowerKids	Press	978-1-49945-452-9	Elementary	
Aquaman and the Rapunzel plot (DC Super Hero Fairy Tales)	Sutton	Laurie	978-1-66395-907-2	Elementary	
As Edward imagined : a story of Edward Gorey in three acts	Burgess	Matthew	978-1-984893-80-2	Elementary	
As you like it (Dover Thrift Study Edition)	Shakespeare	William	978-0-486-48250-7	High	Yes
Atoms (Chemistry in Review)	Enslow	Publishing	979-83-18-90113-3	Elementary	127
Awesome Earth : concrete poems celebrate caves, canyons, and other fascinating landforms	Graham	Joan Bransfield	978-0-358-39604-8	Elementary	
Axolotl : a first field guide to the amphibian that never grows up (Young Zoologist)	Whited	Jessica LaMae	978-1-68449-511-5	Elementary	
Ayo's adventure : across the African diaspora from Afro to Zulu	Drew	Ain Heath	979-88-88592-11-3	Elementary	
Balancing act (Lerner Sports Stories)	Marino	Max	9798765619742	Elementary	
Baseball's World Series (Lerner Sports Rookie. Championship Games)	Leed	Percy	9798765661482	Elementary	
Basketball's NBA and WNBA finals (Lerner Sports Rookie. Championship Games)	Leed	Percy	9798765661499	Elementary	
Batgirl and the Queen of Green (DC Super Hero Adventures)	Sutton	Laurie S	978-1-51588-213-8	Intermediate	
Batman and the beanstalk (DC Super Hero Fairy Tales)	Hines-Stephens	Sarah	9781663910516	Elementary	
Battle of the Titans (Mythology Graphics)	Peters	Stephanie True	978-1-66905-908-0	Elementary	
Be careful, Xiao Xin!	Pung	Alice	978-0-593-81290-7	Elementary	
Beanie the bansheenie	Colfer	Eoin	978-1-53624-066-5	Elementary	
Because of the rabbit	Lord	Cynthia	9798225016852	Elementary	Yes

Title of Book	Last Name of Author	First Name of Author	ISBN	Minimum School Level	In district with different ISBN
Becoming Vanessa	Brantley-Newton	Vanessa	9780525582120	Elementary	
Before you were here	Westerfeld	Scott	978-1-25079-932-6	Elementary	
Best men's soccer players (Lerner Sports Rookie: Soccer Mania)	Krenn	Cara	979-87-6566-836-8	Elementary	
Beti and the little round house	Atinuke		978-1-53622-518-1	Elementary	
Between my hands	Perkins	Mitali	978-0-374-38898-0	Elementary	
Big bike, little bike	Gillis	Kellie DuBay	978-0-06-331523-5	Elementary	
Big gorilla : a book of opposites	Browne	Anthony	978-1-53623-569-2	Elementary	
Big-time hockey records (Sports Illustrated Kids: Big-Time Records)	Berglund	Bruce	978-1-49669-547-5	Elementary	
Birdlore : the iridescent life of Florence Merriam Bailey	Keating	Jess	978-0-593-48858-4	Elementary	
Birthday soup	Chang	Grace Seo	978-0-593-62161-5	Elementary	
Black Canary and the three bad bears (DC Super Hero Fairy Tales)	Sutton	Laurie	9781663959058	Elementary	
Book comes home	Sanders	Rob	978-0-593-81368-3	Elementary	
Boss battle (Spy Ninjas)	Vannotes		9781339046976	Elementary	
Boyogi : how a wounded family learned to heal	Moore	David Barclay	978-1-53621-370-6	Elementary	
Brandon and the totally troublesome time machine	Fishman	Seth	978-0-593-66228-1	Elementary	
Brielle & Bear. Volume 1	Doku	Salomey	979-83-687-5382-9	Middle	
Brown bears	Crumpton	Nick	978-1-53623-877-8	Elementary	
Bruce saves the planet (Mother Bruce Series)	Higgins	Ryan T.	978-1-36809-020-9	Elementary	
Bunnies in a sleigh : a chaotic Christmas tale!	Ardagh	Philip	978-1-53623-549-4	Elementary	
Capitol chase	Landis	Matthew	979-83-687-7524-1	Elementary	
Cats in construction hats (Cats in Hats, Book 1)	Bardhan-Quallen	Sudipta	978-0-593-70684-8	Elementary	
Cavekid birthday	Breisacher	Cathy	9781580898768	Elementary	
Celebremos el Dia de las Brujas y el Dia de los Muertos! = Let's celebrate Halloween and the Day of the Dead!	Ruffino	Gustavo	978-1-55885-997-5	Elementary	
Chang'e on the moon (Everlasting Tales)	Moore	Katrina	978-0-06-329580-3	Elementary	
Chester Barkingham saves the country	Falatko	Julie	978-1-53449-466-4	Elementary	
Christmas forever : escape to the North Pole	Dutton	Elysa	978-0-593-43098-9	Elementary	
Chronicle of a death foretold : a novel	Garcia Marquez	Gabriel	978-1-40003-471-0	High	Yes 128
Chronicles of a lizard nobody (Chronicles of A Lizard Nobody)	Ness	Patrick	978-1-53623-593-7	Elementary	
Claudette Colvin: I want freedom now!	Colvin	Claudette	978-0-374-38973-4	Elementary	
Coach (Track, Book 5)	Reynolds	Jason	979-83-471-0237-2	Intermediate	
Cookies and crescents : an Eid story	Dutka	Nada Shawish	9781419773327	Elementary	
Cool buds : to the rescue! (I Can Read Comics. Level 3)	Lehman	Barbara	9780063389069	Elementary	
Cracking Up	Bee	Samantha	978-0-374-30199-6	Elementary	
Crowning glory : a celebration of black hair	Weatherford	Carole Boston	978-0-7636-9794-5	Elementary	
Dakota Crumb and the secret bookshop : a tiny treasure hunt (Dakota Crumb)	Michalak	Jamie	9781536223309	Elementary	
Dancing dumplings for my one and only	Wong Nava	Eva	978-1-53623-879-2	Elementary	
Dazzling Zelda! : the story of fashion designer Zelda Wynn Valdes	Lewis	Aura	978-1-66591-829-9	Elementary	
Dear Jackie	Bagley	Jessixa	978-1-53449-658-3	Intermediate	
Death of a Racehorse	Lillis	Katie Bo	978-1-6680-1701-2	High	

Title of Book	Last Name of Author	First Name of Author	ISBN	Minimum School Level	In district with different ISBN
Death of a salesman (Dramatists Play Service Acting Edition)	Miller	Arthur	978-0-8222-0290-5	High	
Desi, mami y las infinitas preocupaciones	Mendes	Eva	978-1-25086-742-1	Elementary	
Dino Poet. 1	Angleberger	Tom	978-1-41977-280-1	Elementary	
Doctor Fairytale	Jacob	Catherine	978-1-53623-881-5	Elementary	
Dog Man. Big Jim believes (Dog Man, Book 14)	Pilkey	Dav	978-1-54617-618-3	Elementary	
Dork Diaries 1 Full-Color Edition Tales from a Not-So Fabulous Life	Russell	Rachel Renee	978-1-66598-838-4	Elementary	
Dragon dreams	Schotter	Roni	9781662602061	Elementary	
Dragonflies of glass : the story of Clara Driscoll and the Tiffany girls	Rubin	Susan Goldman	978-1-41975-436-4	Elementary	
Drawn onward	Nayeri	Daniel	978-0-06-327716-8	Elementary	
Dream (Wish (Farrar, Straus and Giroux), Book 2)	O'Connor	Barbara	978-0-374-39294-9	Intermediate	
Dream a dress, dream a poem : dressmaker and poet, Myra Viola Wilds	James	Nancy Johnson	978-1-951836-53-5	Elementary	
Dream On (Dream On, Book 1)	Hale	Shannon	979-83-687-2276-4	Elementary	
Duck, Duck, Goose!	Hare	John	978-0-06-309323-2	Elementary	
Easter is egg-cellent! (Hello!Lucky)	Moyle	Sabrina	978-1-41977-500-0	Elementary	
Eight sweet nights, a Festival of Lights : a Hanukkah story	Offsay	Charlotte	978-0-593-80872-6	Elementary	
El empacho de Isabel	Molinete	Julio Antonio	978-1-55885-998-2	Elementary	
El punto (Creatrilogy)	Reynolds	Peter	978-1-53624-076-4	Elementary	
Elements (Chemistry in Review)	Enslow	Publishing	979-83-18-90114-0	Elementary	
Elephants (Nic Bishop...)	Bishop	Nic	978-0-545-60580-9	Elementary	
Elmore the Christmas moose	Petty	Dev	978-0-593-48716-7	Elementary	
Elvira Vance and the monster mystery	Ritter	Kacy	978-0-06-334857-8	Elementary	
En los naranjales	Floren	Andrea Cruz	978-0-593-88845-2	Elementary	
Encounter at Owl Rock	Moses	Rucker	978-0-593-69638-5	Intermediate	
Eternal flame	Landis	Matthew	978-1-64595-224-4	Elementary	
Everett Green : the not-so-Christmas tree	Wexler	Freddy	978-0-593-56794-4	Elementary	
Every peach is a story	Masumoto	David Mas	978-1-949480-29-0	Elementary	
Everybody has a body	Jackson Ehler	Molli	978-1-25085-444-5	Elementary	
Evidence! : how Dr. John Snow solved the mystery of cholera	Hopkinson	Deborah	978-0-593-42681-4	Elementary	129
Eyes on the sky	Kramer	J. Kasper	9781665944205	Intermediate	
Fairy tale fixers : Cinderella (Fairy Tale Fixers)	Underwood	Deborah	9780063242425	Elementary	
Faruq and the wiri wiri	Payne	Sophia	978-1-53624-122-8	Elementary	
Floof	McKinnon	Heidi	978-1-52352-586-7	Elementary	
Football's Super Bowl (Lerner Sports Rookie. Championship Games)	Leed	Percy	9798765661505	Elementary	
Genius in a high chair	Wells	Rosemary	978-1-66594-387-1	Elementary	
Good hair	Sewankambo	Yvonne	978-1-53623-886-0	Elementary	
Grace builds an <almost-perfect> dog	Manley	Curtis	978-1-25016-823-8	Elementary	
Granny rex	Scaletta	Kurtis	9781951836665	Elementary	
Growing green : a first book of gardening	Sosa	Daniela	978-1-53623-551-7	Elementary	
Grown with love	Wicker	Valeria	978-1-66594-708-4	Elementary	
Guinness World Records 2026	Guinness	World Records	978-1-913484-75-0	Intermediate	

Title of Book	Last Name of Author	First Name of Author	ISBN	Minimum School Level	In district with different ISBN
Guinness World Records Gamer's Edition 2026	Guinness	World Records	979-83-687-7697-2	Elementary	
Guinness World Records Soccer Edition 2026	Guinness	World Records	978-1-913484-77-4	Elementary	
Hair like Obama's, hands like Lebron's	Weatherford	Carole Boston	978-1-41977-148-4	Elementary	
Hap-pea Easter (Peas Series)	Baker	Keith	9781665940245	Elementary	
Harlem at four	Datcher	Michael	978-0-593-42933-4	Elementary	
Harold hates to hibernate (Harold the Bear Story)	Kousky	Vern	978-0-593-71233-7	Elementary	
Hazel the handful	Michalak	Jamie	978-1-53623-119-9	Elementary	
Hedgehogs don't wear underwear	Valdez	Marissa	978-1-25081-438-8	Elementary	
Henna is...	Abbas	Marzieh	978-1-25086-266-2	Elementary	
Hilwa's gifts	Suleiman	Safa	978-1-53622-942-4	Elementary	
Hockey's Stanley Cup Finals (Lerner Sports Rookie. Championship Games)	Leed	Percy	9798765661512	Elementary	
Hope in a jar	Marcerro	Deborah	978-0-593-69669-9	Elementary	
How do you spend? : a moneybunny book (Moneybunny)	McLeod	Cinders	978-0-593-52963-8	Elementary	
How to be a witch	Balkan	Gabrielle	978-0-593-75119-0	Elementary	
How to build a story : or the big what if	Dowell	Frances O'Roark	978-1-71376-694-0	Intermediate	
How to tantrum like a champion : ten small ways to temper big feelings	Wolf	Allan	978-1-53622-347-7	Elementary	
I can help in the neighborhood (I Can Help)	Costello	David Hyde	978-0-374-39133-1	Elementary	
I got you : a brother's promise	Barnes	Derrick	9780593111451	Elementary	
I'm a poet and I know it! (My Weird School Special)	Gutman	Dan	9780063290204	Elementary	
Ice journey of the polar bear	Jenkins	Martin	978-1-53623-571-5	Elementary	
Ida B. Wells (Rise. Risk. Remember. Incredible Stories of Courageous Black Women)	Dunbar	Erica Armstrong	978-1-66591-983-8	Intermediate	
If animals celebrated Easter	Paul	Ann Whitford	978-0-374-39058-7	Elementary	
If I built a school	Van Dusen	Chris	978-0-525-55291-8	Elementary	Yes
In the desert	Elliott	David	978-1-53622-338-5	Elementary	
In the groves	Floren	Andrea Cruz	978-0-593-66261-8	Elementary	
In the time of the butterflies	Alvarez	Julia	978-0-329-95735-3	High	Yes
In the world of whales	Cusolito	Michelle	978-0-8234-5342-9	Elementary	
Into thin air : a personal account of the Mount Everest disaster	Krakauer	Jon	978-0-329-60374-8	Middle	Yes
Inventions to count on : a celebration of black inventors	Miroballi	Dana Marie	978-1-41976-996-2	Elementary	
Iron Man Super Smash! (Mighty Marvel Team-Up)	Hale	Dean	978-1-41978-547-4	Elementary	
Iron Man. 1, Something strange! (Mighty Marvel Team-Up)	Hale	Dean	978-1-41977-459-1	Elementary	
It found us	Currie	Lindsay	9781728259499	Elementary	
It's not easy being a ghost (It's Not Easy Being)	Sadler	Marilyn	978-0-593-70290-1	Elementary	
It's time to hush and say good night	Soundar	Chitra	978-1-53623-553-1	Elementary	
Ivy + Bean and the ghost that had to go (Ivy + Bean, Book 2)	Barrows	Annie	978-0-8118-4910-4	Elementary	Yes
Jason and the Argonauts (Mythology Graphics)	Peters	Stephanie True	978-1-66905-907-3	Elementary	
Jessi Ramsey, Pet-Sitter --A Graphic Novel (Baby-Sitters Club, Book 18)	Crenshaw	Ellen T.	979-83-687-8406-9	Elementary	
Jojo vs. middle school (Team Awkward)	McCullough	Joy	9781665950732	Intermediate	
Julie and the mango tree	Smith	Sade	978-1-25080-634-5	Elementary	
Keep up, duck!	Bates	Ivan	978-1-53620-938-9	Elementary	

Title of Book	Last Name of Author	First Name of Author	ISBN	Minimum School Level	In district with different ISBN
Kevin and the blackbirds	Almond	David	978-1-53623-807-5	Elementary	
King Lear	Shakespeare	William	978-0-7910-9841-7	High	Yes
L is for love	Atinuke		978-1-53623-555-5	Elementary	
Laolao's dumplings	Liu	Dane	978-1-25077-819-2	Elementary	
Leena Mo, CEO	Shakir	Deena	978-1-66593-565-4	Elementary	
Legendary cakes	Greene	Kerisa	978-1-25032-589-1	Elementary	
Leo's first vote!	Soontornvat	Christina	978-0-593-64426-3	Elementary	
Let's fly : Barrington Irving's record-breaking flight around the world	Irving	Barrington	978-0-593-53213-3	Elementary	
Life is beautiful	Bingham	Winsome	978-1-53446-995-2	Elementary	
Lily the pond mermaid	Fleming	Lucy	978-1-53623-556-2	Elementary	
Little Ghost makes a friend	Willis	Maggie Edkins	978-1-66592-785-7	Elementary	
Little Red Riding Hood and other stories	Cousins	Lucy	978-1-53623-476-3	Elementary	
Little Robin's fighting hood (DC Super Hero Fairy Tales)	Hines-Stephens	Sarah	9781663910554	Elementary	
Lonely bird's dream (Lonely Bird, Book 2)	Whiting	Ruth	978-1-53622-619-5	Elementary	
Lost	Staake	Bob	978-0-593-70702-9	Elementary	
Love is hard work : the art and heart of Corita Kent	Paley	Dan	978-1-53622-032-2	Elementary	
Love is here with you : a lullaby of blessings	Gopal	Jyoti Rajan	978-1-53622-827-4	Elementary	
Love, Dad Inspiring Notes from Fathers to Kids	Warsh	Joel Dr.	978-0-593-57216-0	Elementary	
Loveykins	Blake	Quentin	978-1-53623-772-6	Elementary	
Lucas and the capoeira circle	Pastro	Joana	978-1-66592-477-1	Elementary	
Mabel wants a friend	Bernstein	Ariel	978-1-66594-040-5	Elementary	
Maeve Mulvaney has had enough	Mangan	Kelly	978-0-8234-5828-8	Intermediate	
Maisy goes on a bike ride (Maisy First Experiences)	Cousins	Lucy	978-1-53624-038-2	Elementary	
Make magic! Do good!	Clayton	Dallas	978-1-53623-826-6	Elementary	
Mama moon : a story about love and mental health	Grigni	Noah	978-1-25082-429-5	Elementary	
Mamiachi & me	Gutierrez	Jolene	978-1-41976-715-9	Elementary	
Mapping my country (Learn About Mapping)	Ferrara	Jeanette	978-1-33883-680-6	Elementary	
Marvel action Spider-Man. A new beginning (Marvel Action: Spider-Man, Book 1)	Dawson	Delilah S	978-1-68405-514-2	Elementary	131
Marvel double feature. Black Panther, Doctor Strange	Snider	Brandon	979-83-687-5152-8	Elementary	
Maven takes the lead (Girl Scouts Novels, Book 1)	Mendez	Yamile Saied	979-83-687-3775-1	Elementary	
Me and Marvin Gardens	King	A. S.	978-0-545-87076-4	Elementary	Yes
Meet The Dallas Cowboys (Terrific Teams)	Leed	Percy	9798765668429	Elementary	
Merry Christmas, dear Mars	Klostermann	Penny Parker	978-1-25087-030-8	Elementary	
Molecules (Chemistry in Review)	Enslow	Publishing	979-83-18-90115-7	Elementary	
Mousetronaut saves the world : based on a (partially) true story (Mousetronaut, Book 3)	Kelly	Mark E	978-1-66591-022-4	Elementary	
Moving up! : a graduation celebration	Wells	Rosemary	978-1-66595-235-4	Elementary	
Mr. Fox's game of "No!"	LaRochelle	David	978-1-53622-967-7	Elementary	
Mr. Santa	Jarvis		978-1-53623-883-9	Elementary	
Ms. Rachel and the special surprise : encouraging speech and learning through play and music (Books by Ms. Rachel)	Accurso	Rachel	978-0-593-81125-2	Elementary	

Title of Book	Last Name of Author	First Name of Author	ISBN	Minimum School Level	In district with different ISBN
Murray's Howl-o-ween	Keller	E. G.	9781419775819	Elementary	
My brother is an avocado	Darnton	Tracy	978-1-66594-208-9	Elementary	
My first guide to space	De la Bedoyere	Camilla	978-1-53623-834-1	Elementary	
My incredible India	Bilan	Jasbinder	978-1-53622-501-3	Elementary	
My olive tree	Elbayya	Hazar	978-0-593-81022-4	Elementary	
Natterjack Toad makes a mighty crunch	Taylor	Sean	978-1-53623-893-8	Elementary	
Never let a dinosaur scribble! (Never Let A...)	Alber	Diane	9781464259449	Elementary	
Never Let A Princess Paint With Her Unicorn! (Never Let A...)	Alber	Diane	9781464259326	Elementary	
Never Let A Unicorn Crash A Party (Never Let A...)	Alber	Diane	9781464259418	Elementary	
Never Let A Unicorn Get Spots (Never Let A...)	Alber	Diane	9781464259357	Elementary	
Never Let A Unicorn Make Slime (Never Let A...)	Alber	Diane	9781464259470	Elementary	
Never let a unicorn meet a reindeer! (Never Let A...)	Alber	Diane	9781464259296	Elementary	
New recruits (Spy Ninjas)	Vannotes		9781338887235	Elementary	
Next year in the White House : Barack Obama's first presidential Seder	Michelson	Richard	978-0-593-71158-3	Elementary	
Night	Wiesel	Elie	978-0-374-53475-2	Middle	Yes
Night train	Savaryn	Lorelei	9780593524183	Elementary	
Nose to nose	Heder	Thyra	978-1-41975-751-8	Elementary	
Number mania : a visual exploration of 0 to 100	Lape	Scott	978-1-25090-304-4	Elementary	
Oak : the littlest leaf girl	Fleming	Lucy	978-1-53623-882-2	Elementary	
Of beetles & angels : a boy's remarkable journey from a refugee camp to Harvard	Asgedom	Mawi	978-0-316-82620-4	Intermediate	Yes
Old blue is my home	Judge	Lita	978-1-41977-152-1	Elementary	
On the last day of school	Rudd	Maggie	978-0-374-39145-4	Elementary	
One wrong step	Nielsen	Jennifer A.	9781338275865	Elementary	
Operation do-over	Korman	Gordon	9780063032743	Intermediate	Yes
Otto and the story tree	Mildenberger	Vivien	978-0-593-71078-4	Elementary	
Our joyful noise	Davis	Gabriele	978-1-66592-091-9	Elementary	
Our Mothers' Names Love in Many Languages Love in ManyL anguages	Menon	Uma	978-1-53622-250-0	Elementary	
Over in the garden	Matthies	Janna	978-0-593-80936-5	Elementary	132
Painting the sky with love : a celebration of love and community	Haque	Mary E.	978-1-25082-860-6	Elementary	
Pandora's box (Mythology Graphics)	Gunderson	Jessica	978-1-66905-109-1	Elementary	
Party animals	Lazar	Tara	9781368096898	Elementary	
Partypoofer (Diary of a Wimpy Kid, Book 20)	Kinney	Jeff	978-1-41978-269-5	Elementary	
Patience... : discover how the best things in life take time (Slow Down)	Williams	Rachel	978-1-41977-463-8	Elementary	
Pau : the last song of the Kaaui 'o'o	Piedra	Tony	978-1-53621-949-4	Elementary	
Pavlo gets the grumps	Shaloshvili	Natalia	978-1-53623-554-8	Elementary	
Peach heaven	Choi	Yangsook	978-0-374-39130-0	Elementary	
Penguin parade	Stemple	Heidi E. Y.	978-1-66595-212-5	Elementary	
Pet sitter (Miles Lewis, Book 5)	Lyons	Kelly Starling	979-83-687-6358-3	Elementary	
Piggie the pig : the perfect pigsty (Piggie the Pig)	Dudolf		9780593691618	Elementary	
Powerful like a dragon	Cheng	Christopher	978-1-25082-939-9	Elementary	

Title of Book	Last Name of Author	First Name of Author	ISBN	Minimum School Level	In district with different ISBN
Priceless facts about money : from the beginning of time to the coins in your couch (Melody on Money)	Hobson	Melody	978-1-53622-471-9	Elementary	
Punching bag	Ogle	Rex	978-1-51604-649-2	Middle	Yes
Quantum! : the strange science of the smallest stuff in the universe	Edge	Christopher	978-1-53623-762-7	Elementary	
Que es un poema?	Jara	Jovi de la	979-88-937501-6-4	Elementary	
Rap it up!	Weatherford	Carole Boston	978-1-25083-357-0	Elementary	
Rayleigh Mann and the quest of misfits	Smart	Ciannon	978-0-06-308130-7	Intermediate	
Read at your own risk	Lai	Remy	9781250323354	Elementary	
Riley's ghost	Anderson	John David	9780062985972	Elementary	
Rocket beams, lunar dreams	Colombi	Chiara	9780593526064	Elementary	
Rose weaves a garden	Kheiriyeh	Rashin	978-0-593-70510-0	Elementary	
Rubi Ramos's recipe for success	Parra	Jessica	978-1-25086-252-5	Middle	
Ruffles and the bouncy, bouncy ball (Ruffles)	Melling	David	978-1-53624-138-9	Elementary	
Ruffles and the cold, cold snow (Ruffles)	Melling	David	978-1-53623-766-5	Elementary	
Ruthie Rose's big idea : a poetry story	Schu	John	9781536226492	Elementary	
Santa Mouse finds a furry friend (Santa Mouse)	Brown	Michael	978-1-66596-089-2	Elementary	
Santa's gotta go!	Barnes	Derrick	9780593530436	Elementary	
Sari sisters	Rao-Robinson	Anitha	978-0-593-52635-4	Elementary	
Scholastic Book of World Records 2026	Scholastic		979-83-687-8703-9	Elementary	
See you on the other side	Montez Minor	Rachel	978-0-593-30942-1	Elementary	
Shake it off!	Brantley-Newton	Vanessa	9780525517115	Elementary	
Sinclair, the velociraptor who thought he was a chicken	Rees	Douglas	978-1-25078-199-4	Elementary	
Sister day	Gopal	Jyoti Rajan	978-0-374-39012-9	Elementary	
Slaughterhouse-five, or, The children's crusade : a duty-dance with death	Vonnegut	Kurt	978-0-7587-7978-6	High	Yes
Sleepover night! (Step into Reading-Step 1)	Ransom	Candice F	979-83-687-5179-5	Elementary	
Smiling eyes	Park	Linda Sue	978-0-358-66392-8	Elementary	
Smoke at the Pentagon : poems to remember	Jules	Jacqueline	978-1-63819-152-0	Elementary	
Snack, please!	Birkett	Georgie	978-1-53623-896-9	Elementary	133
Soccer's World Cup (Lerner Sports Rookie. Championship Games)	Leed	Percy	9798765661529	Elementary	
Socks : a kid's Christmas lament	McPherson	J. D.	978-1-53623-702-3	Elementary	
Something more	Khallieh	Jackie	978-1-77488-213-9	Middle	Yes
Sometimes we fall	De Seve	Randall	978-0-593-64549-9	Elementary	
Space : the final pooping frontier	Bondor-Stone	Annabeth	978-1-25022-288-6	Elementary	
Space case the graphic novel (Moon Base Alpha The Graphic Novel)	Gibbs	Stuart	9781665934800	Elementary	
Spark	Baron	Chris	978-1-25086-474-1	Intermediate	
Spider-Man swings through (Marvel Hello Heroes)	Moyle	Sabrina	978-1-41977-468-3	Elementary	
Spider-Man. 2,Quantum quest! (Mighty Marvel Team-Up)	Maihack	Mike	979-83-687-8331-4	Elementary	
Spider-Man. 3,Cosmic chaos! (Mighty Marvel Team-Up)	Maihack	Mike	978-1-41977-051-7	Elementary	
Spring seeds (Little Seasons)	Hokkanen	Mirka	978-1-25088-560-9	Elementary	
States of Matter (Chemistry in Review)	Enslow	Publishing	979-83-18-90118-8	Elementary	

Title of Book	Last Name of Author	First Name of Author	ISBN	Minimum School Level	In district with different ISBN
Stay angry, little girl	Chan	Michelle Jing	978-0-374-39083-9	Elementary	
Stella and Roger can't wait to grow up (Stella)	Ewing	Clothilde	978-1-66593-332-2	Elementary	
Still life	London	Alex	978-0-06-322955-6	Elementary	
Stink and the Big Bad Badgers (Stink Moody, Book 14)	McDonald	Megan	978-1-53622-576-1	Elementary	
Stopping by jungle on a snowy evening	Morris	Richard T.	978-1-48147-802-1	Elementary	
Summer Olympic games (Lerner Sports Rookie. Championship Games)	Leed	Percy	9798765661536	Elementary	
Supergiant vs. neutron star (Cosmic Collisions)	Kuchner	Marc J	978-1-53622-736-9	Elementary	
Supergirl and the Cinder Games (DC Super Hero Fairy Tales)	Sutton	Laurie	9781663910592	Elementary	
Supergirl and the man of metal (DC Super Hero Adventures)	Sutton	Laurie	978-1-51588-215-2	Intermediate	
Superman and the big bounty (DC Super Hero Adventures)	Steele	Michael Anthony	978-1-51588-216-9	Intermediate	
Superman and the Rumpelstiltskin ruse (DC Super Hero Fairy Tales)	Hines-Stephens	Sarah	9781663959089	Elementary	
Take a breath	Rim	Sujean	978-1-53449-253-0	Elementary	
Terrific tongue twisters (Let's Get Silly!)	McAneney	Caitie	979-83-687-6955-4	Elementary	
The alchemist	Coelho	Paulo	978-0-06-239062-2	High	Yes
The Big Hop The First Non-Stop Flight Across the Atlantic Ocean and into the Future	Rooney	David	978-1-32405-096-4	High	
The cafe at the edge of the woods	Please	Mikey	978-0-06-334549-2	Elementary	
The creature of habit tries his best (Creature of Habit Story)	Smith	Jennifer E.	978-0-593-43461-1	Elementary	
The crucible : a play in four acts (Penguin Orange Collection)	Miller	Arthur	978-0-14-312947-9	High	Yes
The day the books disappeared	Ho	Joanna	978-1-36811-065-5	Elementary	
The day the crayons made friends	Daywalt	Drew	978-0-593-62236-0	Elementary	
The days after Christmas	Rudd	Maggie	978-0-374-39016-7	Elementary	
The Do-Over Friendship Goals (Do-Over, Book 2)	Vargas	Rodrigo	979-83-687-9047-3	Elementary	
The Dog and Pony show. We are up a tree! (Ready-to-Read Graphics: Level 1-Dog and Pony Show)	Mack	Jeff	978-1-66593-915-7	Elementary	
The endless sea	Thai	Chi	978-1-53623-960-7	Elementary	
The Flash and the storm of the century (DC Super Hero Adventures)	Steele	Michael Anthony	978-1-49659-791-5	Intermediate	
The goblin twins. Too hard to scare	Cha	Frances	978-0-593-48026-7	Elementary	
The greatest	Hiranandani	Veera	978-0-593-64556-7	Elementary	134
The heartbeat drum : the story of Carol Powder, Cree drummer and activist	Havrelock	Deirdre	978-1-41975-668-9	Elementary	
The house without lights	Faruqi	Reem	978-1-25090-721-9	Elementary	
The jade bracelet	Dinh	Ha	978-0-593-71178-1	Elementary	
The life-changing magic of baking : a beginner's guide by Joy the baker (Life-Changing Magic)	Wilson	Joy	978-1-41977-607-6	Elementary	
The little puppy (My Little Animal Friend)	Killen	Nicola	978-1-66596-590-3	Elementary	
The lonely goose	Nargi	Lela	978-0-593-64755-4	Elementary	
The magic callaloo	Cooke	Trish	978-1-53623-557-9	Elementary	
The make-believers	Seacrest	Ryan	978-1-66594-987-3	Elementary	
The marvelous now (Magical Yet)	DiTerlizzi	Angela	978-0-316-50003-6	Elementary	
The Maya (Uncover History)	PowerKids	Press	978-1-49945-455-0	Elementary	
The midnight panther	Mistry	Poonam	978-1-53623-871-6	Elementary	

Title of Book	Last Name of Author	First Name of Author	ISBN	Minimum School Level	In district with different ISBN
The narrative of the life of Frederick Douglass	Douglass	Frederick	978-1-60424-069-6	High	Yes
The New Student (Mr. Wolf's Class, Book 6)	Steinke	Aron Nels	979-83-18-91209-2	Elementary	
The nickel boys : a novel	Whitehead	Colson	978-0-385-53707-0	High	Yes
The night market	Wedlick	Seina	978-0-593-56368-7	Elementary	
The night whale	Mackenzie	Bryher	978-1-53623-884-6	Elementary	
The one & only Googoosh : Iran's beloved superstar	Westergaard	Azadeh	978-0-593-11463-6	Elementary	
The Peddler of puddles	Ferry	Beth	978-0-06-331834-2	Elementary	
The Periodic Table (Chemistry in Review)	Enslow	Publishing	979-83-18-90116-4	Elementary	
The Ph Scale (Chemistry in Review)	Enslow	Publishing	979-83-18-90117-1	Elementary	
The quince project : a novel	Parra	Jessica	979-83-687-0462-3	Middle	
The quince project : a novel	Parra	Jessica	978-1-25086-277-8	Middle	
The river is my ocean	Cortez	Rio	978-1-66591-257-0	Elementary	
The road	McCarthy	Cormac	978-0-329-61072-2	High	Yes
The salt princess (Everlasting Tales)	Syed	Anoosha	978-0-06-332471-8	Elementary	
The science girls	Aki		978-1-25023-947-1	Elementary	
The Secret Society of Aunts & Uncles	Gyllenhaal	Jake	978-1-25077-699-0	Elementary	
The Shang Dynasty (Uncover History)	PowerKids	Press	978-1-49945-458-1	Elementary	
The shape of things : how mapmakers picture our world	Robbins	Dean	978-0-593-47925-4	Elementary	
The star horse (Once Upon a Horse, Book 3)	Nir	Sarah Maslin	978-1-951836-68-9	Elementary	
The star in you	Moore	Katrina	978-1-25085-145-1	Elementary	
The Stone, Bronze, and Iron Ages (Uncover History)	PowerKids	Press	978-1-49945-461-1	Elementary	
The Story of My Anger	Mendez	Jasminne	978-0-593-53187-7	Middle	
The summer of the bone horses	Sneve	Virginia Driving Hawk	978-1-41975-955-0	Elementary	
The tempest (Cambridge School Shakespeare)	Shakespeare	William	978-1-10761-553-3	High	Yes
The thingamajig	Alexander	Rilla	978-1-53449-347-6	Elementary	
The truth about the Tooth Fairy (Miriam's Magical Creature Files, Book 1)	Cypess	Leah	978-1-41977-240-5	Elementary	
The ultimate science cookbook for kids : 75+ edible experiments	Towler	Paige	978-1-63962-318-1	Elementary	
The Vikings (Uncover History)	PowerKids	Press	978-1-49945-464-2	Elementary	135
The wolfpack way	Wambach	Abby	978-1-25076-685-4	Elementary	
The wonderful wisdom of ants	Bunting	Philip	978-0-593-56778-4	Elementary	
The Yomigaeri Tunnel	Murashige	Kelly	978-1-64129-703-5	High	
The zebra's great escape	Rundell	Katherine	978-1-48149-163-1	Elementary	
They call me Teach : lessons in freedom	Cline-Ransome	Lesia	978-0-7636-8155-5	Elementary	
Think a thought : a book about mindfulness	McGlaufflin	Conor	978-1-25030-455-1	Elementary	
This is how we play : a celebration of disability and adaptation	Slice	Jessica	978-0-593-52990-4	Elementary	
This land : the history of the land we're on (Race to the Truth)	Fairbanks	Ashley	978-0-593-65144-5	Elementary	
Three smelly goats gruff (Stinky's Stories)	Grabenstein	Chris	9780063311244	Elementary	
Tios and primos	Alcantara	Jacqueline	978-0-593-62013-7	Elementary	
Today is for you!	Lloyd-Jones	Sally	978-1-53622-506-8	Elementary	
Tonbo	Say	Allen	978-0-06-324847-2	Elementary	

Title of Book	Last Name of Author	First Name of Author	ISBN	Minimum School Level	In district with different ISBN
Two birthdays	Hopgood	Tim	978-1-53623-890-7	Elementary	
Two worlds = Dos mundos	Rodriguez	Edel	978-1-41976-495-0	Elementary	
Una nueva ciudad, un nuevo hogar = A new city, a new home	David	Elias	978-1-55885-999-9	Elementary	
Under the neon lights	Vinson	Arriel	978-0-593-85859-2	Middle	
Unstoppable John : how John Lewis got his library card--and helped change history	Miller	Pat Zietlow	978-0-593-52490-9	Elementary	
Up, up, ever up! : Junko Tabei : a life in the mountains	Yasuda	Anita	979-83-687-7911-9	Elementary	
Vampires never get old : tales with fresh bite (Untold Legends, Book 1)	Cordova	Zoraida	978-1-66882-744-4	Middle	
Waiting to welcome	Cleaver	Samantha	978-1-25088-359-9	Elementary	
Watership Down	Adams	Richard	978-0-7432-7770-9	High	Yes
We are the builders!	Iyer	Deepa	978-1-66593-243-1	Elementary	
Whales in the city	Castaldo	Nancy F	978-0-374-30856-8	Elementary	
What can a mess make?	Johnson	Bee	979-83-687-8740-4	Elementary	
What Coco can do	Boelts	Maribeth	978-1-53622-948-6	Elementary	
What is color? : the global and sometimes gross story of pigments, paint, and the wondrous world of art	Weinberg	Steven	978-1-25083-341-9	Elementary	
Wheetle : a little wagon with a big heart	Derby	Cindy	978-1-25032-550-1	Elementary	
When the stammer came to stay	O'Farrell	Maggie	978-1-53623-910-2	Elementary	
When you have to wait	Conklin	Melanie	978-1-25081-654-2	Elementary	
Where the crawdads sing	Owens	Delia	978-1-71376-590-5	High	Yes
Where to hide a star	Jeffers	Oliver	978-0-593-62224-7	Elementary	
Where we can hear the giants sing	Cheong	Peter	978-1-25090-757-8	Elementary	
While you're asleep	Kastner	Emmy	978-1-66593-133-5	Elementary	
Who took my lollipop?	Cenko	Doug	978-1-25086-758-2	Elementary	
Why not you?	Ciara		9780593374405	Elementary	
Wild places : the life of naturalist David Attenborough	Rocco	Hayley	978-0-593-61809-7	Elementary	
Willow takes on the weather	Noble	Rachel	979-88-900316-0-0	Elementary	
Wish. The grateful goat	Behling	Steve	978-1-36809-365-1	Elementary	
Witch in the spotlight (Crimson Twill)	George	K	978-1-53623-237-0	Elementary	136
Woman behind the magic : how Lillian B. Disney shaped the Disney legacy	Richman	Brittany	9781665962742	Elementary	
Work : interviews with people doing jobs they love	Feinberg	Shaina	978-1-53623-266-0	Elementary	
World more beautiful : the life and art of Barbara Cooney	Kunkel	Angela Burke	978-0-593-48438-8	Elementary	
Write me for you	Cole	Tillie	978-1-72829-710-1	High	
You are fierce : a book for the littlest Beyonce fans (Littlest Fans)	Myers	Nneka	978-1-25037-193-5	Elementary	
You were made for this world : celebrated Indigenous voices speak to young people	Sinclair	Stephanie	978-1-77488-256-6	Intermediate	
Your story matters : a surprisingly practical guide to writing	Scrimger	Richard	978-1-77049-842-6	Elementary	
Yvonne Clark and her engineering spark	Wells	Allen	978-0-374-39135-5	Elementary	



**Board of School Trustees
Mansfield Independent School District**

TITLE: Consideration and Approval of Bid Proposals

DATE: September 23, 2025

ACTION

No information to report at this time, will bring this report to the next scheduled meeting.



TITLE: Consideration and Approval of
Proposed Budget Amendments

DATE: September 23, 2025

ACTION

BACKGROUND:

The legal basis for budget development in Texas school districts is established in Sections 44.002 through 44.006 of the Texas Education Code. The Texas Education Code requires Board approval of the budget for the General Operating, Debt Service, and Food Service Funds. Board Resolution #26-01 permits the Superintendent or Associate Superintendent for Business and Finance to authorize routine budget revisions, adjustments and transfers necessary for the payment of District obligations throughout the fiscal year.

Any non-routine budget revisions, adjustments, and transfers which increase or decrease revenues and other financing sources and uses, along with the corresponding revisions in expenditures; or budget revisions, adjustments, and transfers which reduce or increase the fund balance of any related fund; or transfers between funds; or transactions exceeding \$500,000 must continue to be presented to the Board of Trustees for approval prior to processing.

A summary report of budget revisions, adjustments, and transfers approved and processed by the District in accordance with this resolution, listed by major function and funds, shall be submitted to the Board of Trustees for adoption/ratification on a monthly basis.

The attached amendments ensure compliance with state and local requirements.

Budget changes over \$500,000 for approval:

Function 36 was increased by \$1,365,626 to replace the stage controls, rigging and lighting at the Performing Arts Center.

Function 34 was increased by \$347,735 to cover the cost of 7 new bus drivers.

The overall budget impact to the General Fund is \$1,713,361.

CONSIDERATIONS:

General Fund amendments are primarily transfers between functions due to account code changes and department requirements.

RECOMMENDATION:

The Superintendent recommends that the Board approve and ratify the amendments to the 2025-2026 budgets as presented.

RECOMMENDED MOTION:

“Move to approve and ratify the budget amendments as presented.”

**Mansfield Independent School District
General Operating Budget
Amended Budget As of 9/23/25**

	Original Budget	Revised Budget	Amendments 9/23/2025	Proposed Amended Budget
REVENUES AND OTHER SOURCES:				
Local Revenues	\$ 167,511,667	\$ 167,511,667		\$ 167,511,667
State Program Revenues	226,087,548	226,087,548		226,087,548
Federal Program Revenues	3,500,000	3,500,000		3,500,000
Other Resources	-	-		-
Total Revenue and Other Resources	\$ 397,099,215	\$ 397,099,215	\$ -	\$ 397,099,215
EXPENDITURES:				
11 Instruction	\$ 244,464,630	\$ 244,182,760	7,012	\$ 244,189,772
12 Library & Media Services	4,754,296	4,749,727	(2)	4,749,725
Curriculum/Instructional Staff				
13 Development	5,716,621	5,745,038	(13,334)	5,731,705
21 Instructional Administration	8,187,687	8,228,144	5,663	8,233,807
23 School Leadership	24,621,430	24,647,348	13,594	24,660,942
31 Guidance & Counseling	14,310,265	14,242,838	(10,352)	14,232,486
33 Health Services	6,077,584	6,077,479	-	6,077,479
34 Student Transportation	18,222,791	18,261,483	347,735	18,609,218
35 Student Nutrition	12,000	12,000	-	12,000
Co-Curricular/Extra Curricular				
36 Activities	11,414,557	11,562,109	1,360,555	12,922,664
41 General Administration	9,066,913	9,216,278	(6,100)	9,210,178
51 Plant Maintenance & Operations	48,797,953	48,726,449	(212,884)	48,513,565
52 Security & Monitoring Services	8,361,531	8,375,269	(118,091)	8,257,178
53 Data Processing Services	6,752,284	6,757,174	5,000	6,762,174
61 Community Services	385,540	550,735	1,385	552,120
71 Debt Service/ Capital Lease	3,757,813	3,544,063	333,180	3,877,243
81 Facilities Acquisition and Construction	-	-	-	-
93 Shared Service Arrangement	-	-	-	-
95 Juvenile Justice Alternative Education	25,000	50,000	-	50,000
99 Other Intergovernmental Charges	1,500,000	1,500,000	-	1,500,000
00 Other Uses	-	-	-	-
Total Expenditures	\$ 416,428,895	\$ 416,428,895	\$ 1,713,361	\$ 418,142,256
Transfers In	\$ 5,850,000	\$ 5,850,000		\$ 5,850,000
Transfers Out				\$ -
NET OPERATING RESULTS	\$ (13,479,680)	\$ (13,479,680)	\$ (1,713,361)	\$ (15,193,041)
Estimated Beginning Fund Balance July 1, 2025	115,648,596	115,648,596		115,648,596
Projected Ending Fund Balance June 30, 2026	\$ 102,168,916	\$ 102,168,916		\$ 100,455,555

MANSFIELD INDEPENDENT SCHOOL DISTRICT
DEBT SERVICE
Amended Budget As of 9/23/2025

	Original Budget	Amended Budget	Amendments 9/23/2025	Proposed Amended Budget
REVENUES AND OTHER SOURCES:				
Local Sources	\$ 79,058,861	\$ 79,058,861		\$ 79,058,861
State Sources	7,482,638	7,482,638		7,482,638
Federal Sources	-	-	-	-
	<hr/>	<hr/>	<hr/>	<hr/>
TOTAL REVENUES	\$ 86,541,499	\$ 86,541,499	\$ -	\$ 86,541,499
EXPENDITURES:				
71- Debt Administration-Principal	35,730,000	35,730,000	-	35,730,000
72- Debt Administration-Interest	52,483,602	52,483,602	-	52,483,602
73- Debt Administration-Fees	40,000	40,000	-	40,000
	<hr/>	<hr/>	<hr/>	<hr/>
TOTAL EXPENDITURES	\$ 88,253,602	\$ 88,253,602	\$ -	\$ 88,253,602
Other Resources	\$ -	\$ -	\$ -	\$ -
Other Uses	-	-	-	-
Transfers In/(Out)	-	-	-	-
	<hr/>	<hr/>	<hr/>	<hr/>
NET OPERATING RESULTS	\$ (1,712,103)	\$ (1,712,103)	\$ -	\$ (1,712,103)

MANSFIELD INDEPENDENT SCHOOL DISTRICT
STUDENT NUTRITION OPERATING BUDGET
Amended Budget As of 9/23/2025

	Original Budget	Amended Budget	Amendments 9/23/2025	Proposed Amended Budget
REVENUES AND OTHER SOURCES:				
Local Sources	\$ 8,567,938	\$ 8,567,938	\$ -	\$ 8,567,938
State Sources	505,000	505,000	-	505,000
Federal Sources	14,428,270	14,428,270	-	14,428,270
<i>TOTAL REVENUES</i>	\$ 23,501,208	\$ 23,501,208	\$ -	\$ 23,501,208
EXPENDITURES:				
Function 35 - Food Services	23,065,247	23,065,247	-	23,065,247
Function 51 - Plant Maintenance & Operations	271,628	271,628	-	271,628
Function 52 - Security & Monitoring Services	-	-	-	-
Function 71 - Debt Service/Capital Lease	2,000	2,000	-	2,000
Function 81 - Facilities Acquisition and Construction	-	-	-	-
<i>TOTAL EXPENDITURES</i>	\$ 23,338,875	\$ 23,338,875	\$ -	\$ 23,338,875
Other Resources	\$ -	\$ -	\$ -	\$ -
Other Uses	-	-	-	-
Transfers In/(Out)	10,000	10,000		10,000
NET OPERATING RESULTS	\$ 172,333	\$ 172,333	\$ -	\$ 172,333



**Board of School Trustees
Mansfield Independent School District**

TITLE: Consideration and Approval of the Sale of
Surplus Vehicles

DATE: 9/23/2025

ACTION ITEM

BACKGROUND:

In accordance with Board Policy CI (LEGAL) and CI (LOCAL) district owned property declared as unnecessary to District operations shall be disposed of in an appropriate manner.

CONSIDERATIONS:

Department vehicles are declared as “surplus” when they have outlived their service life and the material cost of the vehicle is less than the ability to maintain or repair the vehicle to meet the safety standards of operating the vehicle.

RECOMMENDATION:

The Board approves the auction of the attached list of surplus vehicles.

Year	Make	Model	Milieage	VIN	Department	Reason
2008	Thomas	Safe T Liner	195561	1T7YU4A2781103455	Transportation	Bus replaced
2010	Thomas	Safe T Liner	195699	1T7YU4A20A1127229	Transportation	Bus replaced
2010	Thomas	Safe T Liner	199671	1T7YU4A29A1127231	Transportation	Bus replaced
2010	Thomas	Safe T Liner	192853	1T7YU4A20A1127232	Transportation	Bus replaced
2010	Thomas	Safe T Liner	184416	1T7YU4A22A1127233	Transportation	Bus replaced
2011	Thomas	Safe T Liner	179077	1T7YU4E24B1138004	Transportation	Bus replaced
2012	Thomas	Safe T Liner	187954	1T7YU4E24C1146038	Transportation	Bus replaced
2012	Thomas	Safe T Liner	162985	1T7YU4E26C1146039	Transportation	Bus replaced
2012	Thomas	Safe T Liner	195038	1T7YU4E26C1146042	Transportation	Bus replaced
2012	Thomas	Safe T Liner	199364	1T7YU4E27C1146034	Transportation	Bus replaced
2012	Thomas	Safe T Liner	185244	1T7YU4E29C1146035	Transportation	Bus replaced
2012	Thomas	Safe T Liner	164485	1T7YU4E20C1146036	Transportation	Bus replaced
2012	Thomas	Safe T Liner	187226	1T7YU4E24C1146041	Transportation	Bus replaced
2013	Thomas	Safe T Liner	192010	1T7YU4E27D1156886	Transportation	Bus replaced
2013	Thomas	Safe T Liner	189442	1T7YU4E28D1156878	Transportation	Bus replaced
1993	Ford	L8000 Dump Truck	216000	1FTYR82EIPVA38902	Facilities	Vehicle replaced
2003	Chevy	2500 Service Body	158342	1GBGC24434Z186038	Facilities	Vehicle replaced
2003	Chevy	2500 Pickup	180140	1GCGC24U24Z187354	Facilities	Vehicle replaced
2006	Ford	E250 Van	128459	1FTNE14W17DA31448	Facilities	Vehicle replaced
1999	Ford	E250 Van	137000	1FTPE2424XHA47177	Facilities	Vehicle replaced
1999	JOHN DEERE	310E	U/K	*T0310EX881075*	Facilities	Vehicle replaced
U/K	Load Trailer	51940	N/A	U/K	Facilities	Trailer replaced



TITLE: Consideration and Approval of the GMP with CORE Construction for 2024 Bond Program Package ELA2 (Early Learners Academy)

DATE: September 23, 2025

ACTION

BACKGROUND:

CORE Construction was awarded the Construction Manager at Risk (CMaR) Package ELA2 – Early Learners Academy at the October 22, 2024 Board Meeting with the final Guaranteed Maximum Price (GMP) to be presented to the Board of Trustees at the September 23, 2025 board meeting. The MISD Bond Department and the district’s Architect have requested that CORE Construction provide the GMP in order to start the construction of the Early Learners Academy.

CONSIDERATIONS:

Approve the GMP for Package ELA2 with CORE Construction, to start construction of the new Early Learners Academy in the amount of \$50,239,684.00. Funding for the project will come from 2024 Bond Program funds.

RECOMMENDATION:

The Superintendent recommends the Board of Trustees Approve GMP with CORE Construction in the amount of \$50,239,684.00.

If the Board agrees, the motion will read:

“Move to Approve the Guaranteed Maximum Price (GMP) Award to CORE Construction in the amount of \$50,239,684.00 for the 2024 Bond Program Package ELA2 – construction of a new Early Learners Academy.”



**Board of School Trustees
Mansfield Independent School District**

TITLE: Delinquent Tax Attorney Report

DATE: September 23, 2025

INFORMATION

BACKGROUND:

Delinquent tax attorneys, Linebarger, Goggan, Blair & Sampson, L.L.P., retained by Mansfield ISD generate an activity report every month through records received from Tarrant Appraisal District. The report for the month of August is presented to provide information on the 2024 tax roll.

The 2024 tax year percentage of collection through August 31, 2025, is (42.87%) which represents two months of the tax collection year. The 2024 Adjusted Delinquent Tax Levy as of August 31, 2025, is \$1,459,747 (this includes (\$260,380) of recent adjustments for the month of August). The balance due as of August 31, 2025, is \$1,411,431.

Mansfield Independent School District

Delinquent Tax Collection Report

Reporting Period

August 2025

Charles E. Brady, Capital Partner

Charles.Brady@lgbs.com

817.317.9506

Shannon Ortiz, Area Manager

Shannon.Ortiz@lgbs.com

817.317.9541

LINEBARGER GOGGAN BLAIR & SAMPSON, LLP

ATTORNEYS AT LAW
100 THROCKMORTON, SUITE #1700
FORT WORTH, TEXAS 76102

817.877.4589
FAX 817.877.0601

September 10, 2025

Dr. Kimberley Cantu, Superintendent
Mansfield Independent School District
605 E. Broad Street.
Mansfield, TX 76063

Re: Activity Report on Delinquent Tax Collections for the month of August 2025

Dear Dr. Cantu:

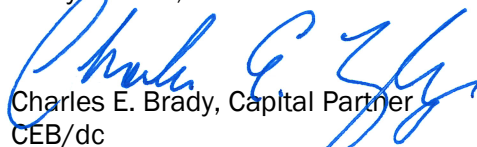
Linebarger Goggan Blair & Sampson, LLP, is pleased to provide the following information recapping our delinquent tax collection activity for the month of **August 2025** for our Mansfield Independent School District delinquent tax collection program. Please find the following items attached summarizing our efforts on your behalf.

- A) A report highlighting the **collection activities** we have undertaken on behalf of the Mansfield Independent School District.
- B) A report highlighting the **litigation activities** we have undertaken on behalf of the Mansfield Independent School District.
- C) Refunds information for August 2025.
- D) An analysis of the Mansfield Independent School District combined delinquent tax roll by Property Types and Status of Accounts.

Continuing from July, August was an exceptionally strong month for collections for the Mansfield ISD. The total amount of base tax, penalty and interest collected was \$387,042. Between both months over 42% of the entire turnover has been collected two months into the 12-month collection cycle. This is a tremendous start. Collections revenues for August also exceeded refunds issued by the Tarrant County Appraisal District for the month; those refunds total \$329,612. Our Team has created a separate section of this report below, Section C, that reports on the refunds issued by the District specifically. Refunds issued are not a reflection of the effectiveness of the collection service you are receiving, but the funds refunded do impact the overall monies received by the District in its monthly allotment from the Tax Office.

As always, should our efforts result in phone calls or inquiries to the District, please direct those calls or inquiries to Shannon Ortiz at the office or to myself at 817-489-4062. It is our pleasure to service your account and we appreciate our partnership with the Mansfield ISD! Thank you so much for your trust in us!

Many Thanks,



Charles E. Brady, Capital Partner
CEB/dc

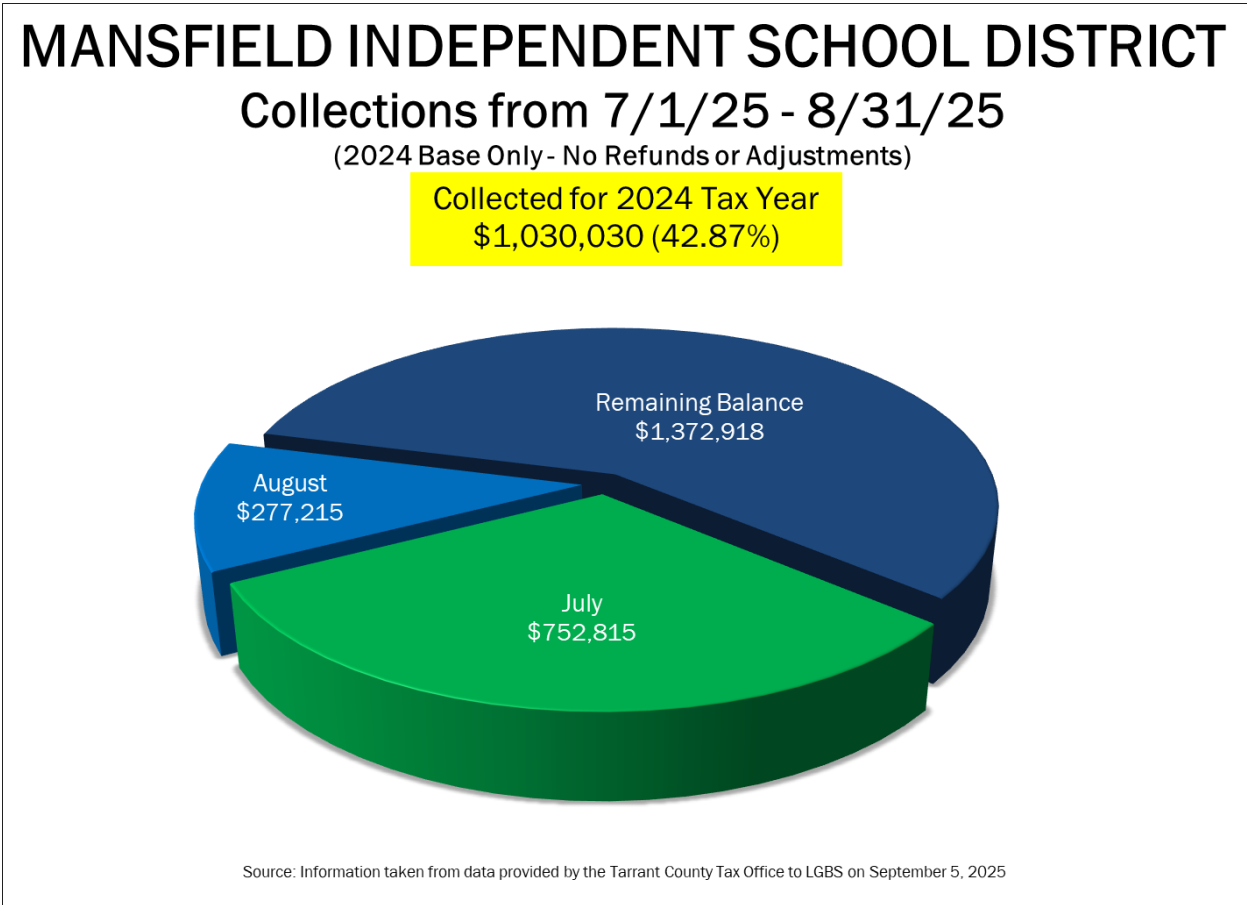
cc: Michele Trongaard, Associate Superintendent of Business & Finance
Mansfield Independent School District
605 E. Broad Street. #100 148
Mansfield, TX 76063

A. Collection Highlights

For the month of **August 2025**, our collection program resulted in **\$387,042** in **delinquent taxes, penalty and interest** being collected for the District. The chart below breaks down the total collections.

COLLECTIONS	
BASE TAX COLLECTIONS	\$335,482
PENALTIES & INTEREST COLLECTIONS	\$51,560
TOTAL COLLECTIONS	\$387,042

The 2024 Adjusted Delinquent Tax Levy as of August 31, 2025 for the Mansfield ISD is \$1,459,747 (this includes (\$260,380) of recent adjustments for the month of August). The amount collected for the 2024 tax year for the month of August through August 31, 2025 (excluding refunds) is \$277,215. The 2024 tax year collection percentage through August 31, 2025 (excluding refunds & adjustments) is 42.87%. The remaining levy balance due as of August 31, 2025 is \$1,411,431.



B. Litigation Highlights

Aside from consistently supplementing our collection efforts with **telephone collection calls** to delinquent taxpayers to resolve their accounts, our activity this month includes:

LITIGATION	
# ACCOUNTS FILED	47
\$ ACCOUNTS FILED	\$395,415
# ACCOUNTS DISMISSED (PAID IN FULL)	16
\$ ACCOUNTS DISMISSED (PAID IN FULL)	\$23,475
# ACCOUNTS IN JUDGMENT	9
\$ ACCOUNTS IN JUDGMENT	\$33,845
# ACCOUNTS FOR NONSUIT	8
\$ ACCOUNTS FOR NONSUIT	\$24,355

Note - Due to trial setting scheduled at the end of each month, judgment figures reported are from previous month.

MAILINGS/BANKRUPTCY/SPECIAL EFFORTS	
# BNK PROOFS FILED	70

Note - Proof of Claims include total number of bankruptcy proof of claims filed on behalf of all LGB&S clients collected by the Tarrant County Tax Office.

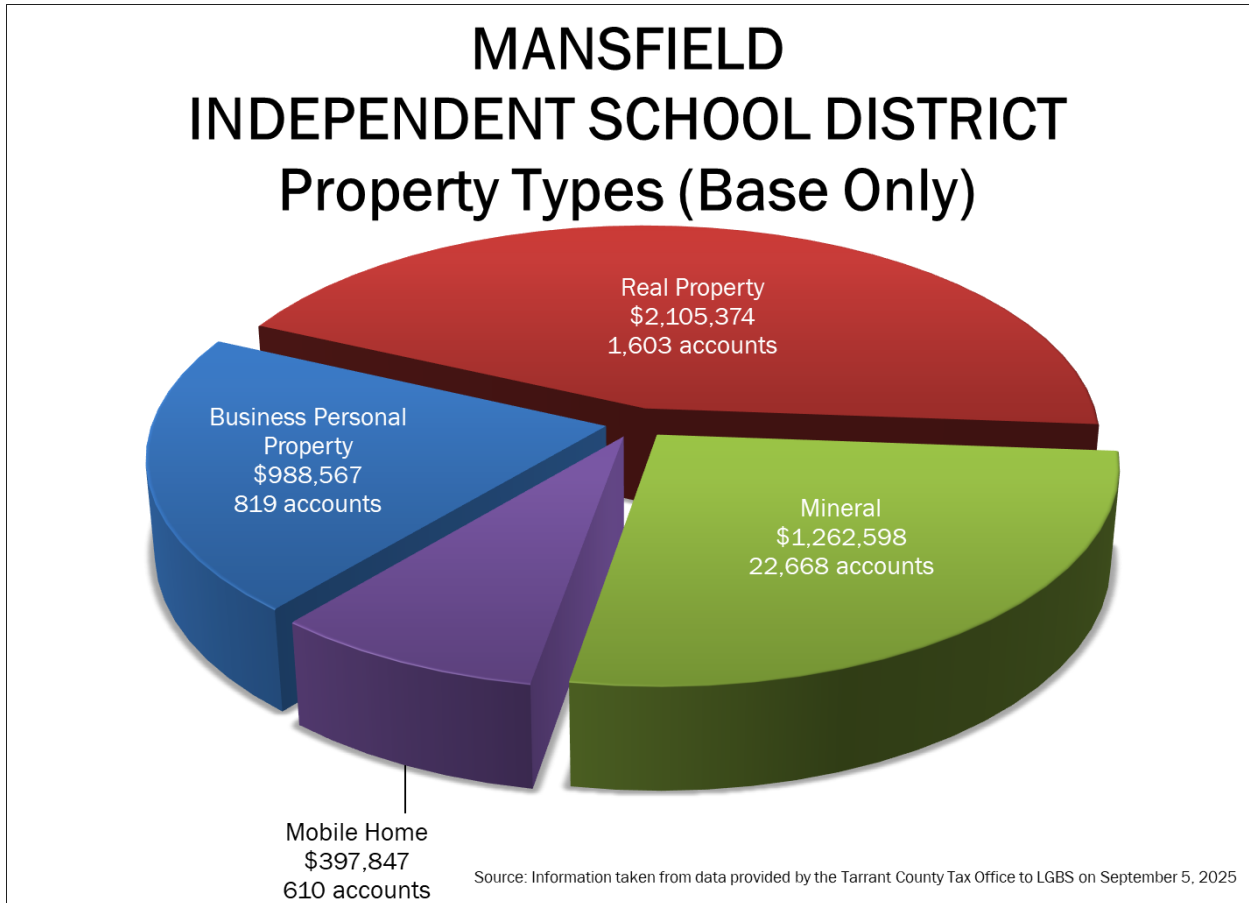
C. REFUNDS

The following numbers reflect the refunds owed back to taxpayers from taxing entities in accordance with State law primarily due to successful or partially successful challenges made to the original valuations assessed by the Tarrant Appraisal District. **NOTE: Refunds are in no way a byproduct of, nor influenced by, the law firm that collects your delinquent taxes. Refunds do not reflect upon the efforts made on behalf of your professional delinquent tax collection program.** These numbers are detailed below for completeness and only to illustrate the net impact of refunds on your finances.

AUGUST 2025 REFUNDS	
BASE TAX REFUNDS	(\$326,878)
PENALTIES & INTEREST REFUNDS	(\$2,733)
TOTAL REFUNDS	(\$329,612)

D. Delinquent Tax Roll Analysis

As of August 2025, the Mansfield Independent School District combined delinquent tax roll by Property Types is as follows:





**Board of School Trustees
Mansfield Independent School District**

TITLE: Disbursement Reports

DATE: September 23, 2025

INFORMATION

BACKGROUND:

The District reports all checks written on a monthly basis. The disbursements are organized by fund and list the check date, payee, description of purchase, and amount.

CONSIDERATIONS:

The items listed in the Detail Disbursement Report include all payments for August 2025 with the exception of payroll, payroll liabilities, and manual wire payments. The payments listed on the Detail Disbursement Report are the result of payment generated documents such as purchase orders, check requests, etc.

An additional report of Disbursements Over \$25,000 is provided for items of interest with information on the expenditure.

The Summary Disbursement Report includes a summary by fund of the detail report and also includes manual wire payment detail for funds other than Payroll.

The Payroll Check Summary report provides summary information regarding net payroll for the month and payroll liability payments.

RECOMMENDATION:

None. For information only.

MANSFIELD INDEPENDENT SCHOOL DISTRICT

Fund Disbursement Report for 8/1/2025 through 8/31/2025

<u>DATE PAID</u>	<u>NAME</u>	<u>ITEM DESCRIPTION</u>	<u>AMOUNT</u>
181 - ATHLETICS			
8/5/2025	AMAZON CAPITAL SERVICES INC	GENERAL SUPPLIES	384.65
8/5/2025	CDW GOVERNMENT	TECHNOLOGY EQUIPMENT<\$5000	1,492.96
8/5/2025	MANSFIELD HS ATHLETIC BOOSTER CLUB IN	TRAVEL AND SUBSISTENCE - STUDE	600.00
8/5/2025	PIONEER MANUFACTURING COMPANY, PIONI	CONTRACTED MAINTENANCE AND REP	2,879.68
8/5/2025	STAPLES ADVANTAGE	GENERAL SUPPLIES	326.30
8/5/2025	TRS	TEACHER RETIREMENT	12,240.72
8/7/2025	AWARDS 4 WINNERS	MISCELLANEOUS OPERATING COSTS	1,070.00
8/12/2025	BSN SPORTS LLC	GENERAL SUPPLIES	16.80
8/12/2025	BURLESON ISD - CENTENNIAL HIGH SCHOOL	TRAVEL AND SUBSISTENCE - STUDE	560.00
8/12/2025	BURLESON ISD - BURLESON HIGH SCHOOL	TRAVEL AND SUBSISTENCE - STUDE	300.00
8/12/2025	DREAM RANCH OFFICE SUPPLIES	GENERAL SUPPLIES	621.60
8/12/2025	LAKE RIDGE HIGH SCHOOL ATHLETIC BOOST	TRAVEL AND SUBSISTENCE - STUDE	500.00
8/12/2025	LEGACY HS ATHLETIC BOOSTER CLUB INC	TRAVEL AND SUBSISTENCE - STUDE	1,040.00
8/12/2025	MAMA'S PIZZA	REFRESHMENTS/FOOD FOR MEETINGS	186.70
8/12/2025	MANSFIELD HS ATHLETIC BOOSTER CLUB IN	TRAVEL AND SUBSISTENCE - STUDE	240.00
8/12/2025	NORTHWEST ISD - BYRON NELSON HIGH SCH	TRAVEL AND SUBSISTENCE - STUDE	400.00
8/12/2025	OLEN WILLIAMS INC	GENERAL SUPPLIES	1,310.00
8/12/2025	TIMBERVIEW HIGH SCHOOL ATHLETIC BOOS	TRAVEL AND SUBSISTENCE - STUDE	800.00
8/12/2025	WHITE SETTLEMENT ISD - BREWER HIGH SC	TRAVEL AND SUBSISTENCE - STUDE	240.00
8/14/2025	ARBITERSPORTS LLC, ACCOUNT	MISCELLANEOUSCONTRACTED SERVIC	46,110.00
8/14/2025	ARLINGTON ISD - ARLINGTON HIGH SCHOOL	TRAVEL AND SUBSISTENCE - STUDE	1,975.00
8/14/2025	BURLESON ISD - CENTENNIAL HIGH SCHOOL	TRAVEL AND SUBSISTENCE - STUDE	400.00
8/14/2025	DALLAS ISD - MOLINA HIGH SCHOOL	TRAVEL AND SUBSISTENCE - STUDE	320.00
8/14/2025	DENTON ISD	TRAVEL AND SUBSISTENCE - STUDE	200.00
8/14/2025	DISCOUNT TIRE/AMERICA'S TIRE, REINALT-T	CONTRACTED MAINTENANCE AND REP	47.00
8/14/2025	GRANBURY HS VOLLEYBALL BOOSTER CLUB	TRAVEL AND SUBSISTENCE - STUDE	450.00
8/14/2025	LEGACY HS ATHLETIC BOOSTER CLUB INC	TRAVEL AND SUBSISTENCE - STUDE	400.00
8/14/2025	MAILLOUX-SMITH, DAWN	TRAVEL, TRAINING & SUBSISTENCE	761.83
8/14/2025	MCNEIL HIGH SCHOOL TRACK AND XC BOOS	TRAVEL AND SUBSISTENCE - STUDE	400.00
8/14/2025	NORTHWEST ISD - BYRON NELSON HIGH SCH	TRAVEL AND SUBSISTENCE - STUDE	400.00
8/14/2025	PFLUGERVILLE ISD	TRAVEL AND SUBSISTENCE - STUDE	1,200.00
8/19/2025	AMAZON CAPITAL SERVICES INC	GENERAL SUPPLIES	139.98
8/19/2025	ARLINGTON ISD - SEGUIN HIGH SCHOOL	TRAVEL AND SUBSISTENCE - STUDE	1,315.00
8/19/2025	ARLINGTON ISD - ARLINGTON HIGH SCHOOL	TRAVEL AND SUBSISTENCE - STUDE	425.00
8/19/2025	BATTERIES PLUS BULBS- MANSFIELD #767	GENERAL SUPPLIES	57.95
8/19/2025	BURLESON ISD - BURLESON HIGH SCHOOL	TRAVEL AND SUBSISTENCE - STUDE	200.00
8/19/2025	CLEBURNE ISD	TRAVEL AND SUBSISTENCE - STUDE	800.00
8/19/2025	COLEMAN, JACODY	TRAVEL, TRAINING & SUBSISTENCE	499.30
8/19/2025	COLLEYVILLE HERITAGE HIGH SCHOOL	TRAVEL AND SUBSISTENCE - STUDE	320.00
8/19/2025	COPPELL HIGH SCHOOL	TRAVEL AND SUBSISTENCE - STUDE	500.00
8/19/2025	DENTON ISD	TRAVEL AND SUBSISTENCE - STUDE	450.00
8/19/2025	FORT WORTH ISD - PASCHAL HIGH SCHOOL	TRAVEL AND SUBSISTENCE - STUDE	625.00
8/19/2025	GLEN ROSE ISD	TRAVEL AND SUBSISTENCE - STUDE	275.00
8/19/2025	GLOBAL ASSET	TECHNOLOGY EQUIPMENT<\$5000	189.00
8/19/2025	GRANBURY ISD - GRANBURY GIRLS GOLF BC	TRAVEL AND SUBSISTENCE - STUDE	575.00
8/19/2025	GRANBURY HS VOLLEYBALL BOOSTER CLUB	TRAVEL AND SUBSISTENCE - STUDE	450.00
8/19/2025	HAIRSTON, EDRIAN	TRAVEL, TRAINING & SUBSISTENCE	853.41
8/19/2025	HOWIES ATHLETIC TAPE	GENERAL SUPPLIES	2,266.00
8/19/2025	LOWE'S COMPANIES, INC	GENERAL SUPPLIES	350.94
8/19/2025	MANSFIELD HS ATHLETIC BOOSTER CLUB IN	TRAVEL AND SUBSISTENCE - STUDE	480.00
8/19/2025	MARCUS HS CROSS COUNTRY / TRACK BOO	TRAVEL AND SUBSISTENCE - STUDE	400.00
8/19/2025	MCNEIL HIGH SCHOOL TRACK AND XC BOOS	TRAVEL AND SUBSISTENCE - STUDE	250.00
8/19/2025	NICHOLSON, BOBBY	TRAVEL, TRAINING & SUBSISTENCE	222.00
8/19/2025	OLD BRICKYARD GOLF COURSE	TRAVEL AND SUBSISTENCE - STUDE	500.00
8/19/2025	SMITH, MICHAEL	MEMBERSHIPS	70.00

MANSFIELD INDEPENDENT SCHOOL DISTRICT

Fund Disbursement Report for 8/1/2025 through 8/31/2025

<u>DATE PAID</u>	<u>NAME</u>	<u>ITEM DESCRIPTION</u>	<u>AMOUNT</u>
181 - ATHLETICS			
8/19/2025	SMITH, MICHAEL	TRAVEL, TRAINING & SUBSISTENCE	328.00
8/19/2025	SOUTHWEST APPAREL & ACC	MISCELLANEOUS CONTRACTED SERVIC	20.00
8/19/2025	SPARTAN ATHLETIC CLUB GOLF BOOSTERS	TRAVEL AND SUBSISTENCE - STUDE	250.00
8/21/2025	ALLEN, MEGAN	TRAVEL, TRAINING & SUBSISTENCE	225.82
8/21/2025	CARROLL ISD CROSS COUNTRY	TRAVEL AND SUBSISTENCE - STUDE	600.00
8/21/2025	DIETERICH PTO, INC	TRAVEL AND SUBSISTENCE - STUDE	2,000.00
8/21/2025	DREAM RANCH OFFICE SUPPLIES	GENERAL SUPPLIES	101.86
8/21/2025	FORT WORTH ISD - PASCHAL HIGH SCHOOL	TRAVEL AND SUBSISTENCE - STUDE	625.00
8/21/2025	LEGACY HS ATHLETIC BOOSTER CLUB INC	TRAVEL AND SUBSISTENCE - STUDE	245.00
8/21/2025	MANSFIELD HS ATHLETIC BOOSTER CLUB INC	TRAVEL AND SUBSISTENCE - STUDE	400.00
8/21/2025	MIDLOTHIAN ISD	TRAVEL AND SUBSISTENCE - STUDE	250.00
8/21/2025	TOWEL SUPERCENTER	GENERAL SUPPLIES	260.18
8/26/2025	APPLE INC.	TECHNOLOGY EQUIPMENT <\$5000	557.95
8/26/2025	BIRDVILLE ISD - BIRDVILLE HIGH SCHOOL	TRAVEL AND SUBSISTENCE - STUDE	350.00
8/26/2025	CITIBANK	DEFERRED EXPENDITURES/EXPENSES	0.00
8/26/2025	CITIBANK	REFRESHMENTS/FOOD FOR MEETINGS	393.62
8/26/2025	CITIBANK	TRAVEL, TRAINING & SUBSISTENCE	8,713.28
8/26/2025	DISCOUNT TIRE/AMERICA'S TIRE, REINALT-TI	GENERAL SUPPLIES	414.20
8/26/2025	DISCOUNT TIRE/AMERICA'S TIRE, REINALT-TI	MISCELLANEOUS CONTRACTED SERVIC	96.00
8/26/2025	GAME ONE, CARDINAL'S SPOR	GENERAL SUPPLIES	290.44
8/26/2025	LEGENDS EVENT CENTER, CITY OF BRYAN	TRAVEL AND SUBSISTENCE - STUDE	575.00
8/26/2025	MANSFIELD OIL COMPANY, OF GAINESVILLE	TRAVEL, TRAINING & SUBSISTENCE	271.68
8/28/2025	ARLINGTON ISD - ARLINGTON HIGH SCHOOL	TRAVEL AND SUBSISTENCE - STUDE	1,750.00
8/28/2025	BBRBC GOLF BOOSTER CLUB	TRAVEL AND SUBSISTENCE - STUDE	250.00
8/28/2025	BURLESON ISD - CENTENNIAL HIGH SCHOOL	TRAVEL AND SUBSISTENCE - STUDE	350.00
8/28/2025	CARROLL ATHLETIC BOOSTER CLUB	TRAVEL AND SUBSISTENCE - STUDE	675.00
8/28/2025	CLEBURNE ISD	TRAVEL AND SUBSISTENCE - STUDE	500.00
8/28/2025	COACHES VIDEO LLC, WEBB ELECTRONIC	GENERAL SUPPLIES	305.00
8/28/2025	HHGBC, INC.	TRAVEL AND SUBSISTENCE - STUDE	350.00
8/28/2025	KELLER ISD - FOSSIL RIDGE HIGH SCHOOL	TRAVEL AND SUBSISTENCE - STUDE	350.00
8/28/2025	KELLER ISD - CENTRAL HIGH SCHOOL	TRAVEL AND SUBSISTENCE - STUDE	700.00
8/28/2025	LAKE RIDGE HIGH SCHOOL ATHLETIC BOOST	TRAVEL AND SUBSISTENCE - STUDE	650.00
8/28/2025	LAMAR HIGH SCHOOL VOLLEYBALL BOOSTER	TRAVEL AND SUBSISTENCE - STUDE	900.00
8/28/2025	MANSFIELD HS ATHLETIC BOOSTER CLUB INC	TRAVEL AND SUBSISTENCE - STUDE	240.00
8/28/2025	OLD BRICKYARD GOLF COURSE	TRAVEL AND SUBSISTENCE - STUDE	250.00
8/28/2025	STAPLES ADVANTAGE	GENERAL SUPPLIES	105.91
8/28/2025	SUMMIT HS ATHLETIC BOOSTER CLUB INC	TRAVEL AND SUBSISTENCE - STUDE	275.00
8/28/2025	WOMACK, JEROD	TRAVEL, TRAINING & SUBSISTENCE	527.15
181 - ATHLETICS			115,232.91
195 - ADVERTISING			
8/5/2025	DIGITAL PRESS	MISCELLANEOUS CONTRACTED SERVIC	60.00
8/5/2025	TRS	TEACHER RETIREMENT	84.17
8/12/2025	B&H PHOTO-VIDEO-PRO-AUDIO	TECHNOLOGY EQUIPMENT <\$5000	6,806.06
8/14/2025	AMAZON CAPITAL SERVICES INC	GENERAL SUPPLIES	251.42
8/14/2025	STAPLES ADVANTAGE	GENERAL SUPPLIES	202.72
8/19/2025	QUILL CORPORATION	GENERAL SUPPLIES	585.80
8/19/2025	SERVICE FIRST JANITORIAL LLC	MISCELLANEOUS CONTRACTED SERVIC	7,792.20
8/21/2025	LOWE'S COMPANIES, INC	OTHER SUPPLIES FOR M&O	341.51
8/21/2025	SERVICE FIRST JANITORIAL LLC	MISCELLANEOUS CONTRACTED SERVIC	28,462.19
8/26/2025	CITIBANK	GENERAL SUPPLIES	89.98
8/26/2025	CITIBANK	REFRESHMENTS/FOOD FOR MEETINGS	496.53
8/26/2025	LOWE'S COMPANIES, INC	OTHER SUPPLIES FOR M&O	291.27
195 - ADVERTISING			45,463.85

MANSFIELD INDEPENDENT SCHOOL DISTRICT

Fund Disbursement Report for 8/1/2025 through 8/31/2025

<u>DATE PAID</u>	<u>NAME</u>	<u>ITEM DESCRIPTION</u>	<u>AMOUNT</u>
196 - SPECIAL OPERATING FUND			
8/5/2025	PARAGON SPORTS CONSTRUCTORS LLC	BUILDING PURCHASE, CONSTRUCTIO	472,943.87
8/12/2025	APPLE INC.	TECHNOLOGY EQUIPMENT<\$5000	1,197.40
8/12/2025	PARAGON SPORTS CONSTRUCTORS LLC	BUILDING PURCHASE, CONSTRUCTIO	577,466.05
8/19/2025	CDW GOVERNMENT	MISCELLANEOUSCONTRACTED SERVIC	47,118.17
8/19/2025	CDW GOVERNMENT	TECHNOLOGY EQUIPMENT<\$5000	770,381.83
8/19/2025	PARAGON SPORTS CONSTRUCTORS LLC	BUILDING PURCHASE, CONSTRUCTIO	963,865.62
8/19/2025	STAPLES ADVANTAGE	TECHNOLOGY EQUIPMENT<\$5000	4,549.87
8/21/2025	CDW GOVERNMENT	TECHNOLOGY EQUIPMENT<\$5000	1,745.60
8/26/2025	APPLE INC.	TECHNOLOGY EQUIPMENT<\$5000	4,188.00
8/28/2025	SCHOOL NURSE SUPPLY, INC	GENERAL SUPPLIES	25,312.50
196 - SPECIAL OPERATING FUND			2,868,768.91
198 - CCMR			
8/5/2025	AMAZON CAPITAL SERVICES INC	GENERAL SUPPLIES	62.00
8/5/2025	STAPLES ADVANTAGE	GENERAL SUPPLIES	53.67
8/5/2025	TRS	TEACHER RETIREMENT	3,612.67
8/7/2025	AVID CENTER	MISCELLANEOUSCONTRACTED SERVIC	76,313.00
8/12/2025	DALLAS ISD GRAPHICS DEPARTMENT	MISCELLANEOUSCONTRACTED SERVIC	16.75
8/21/2025	AMAZON CAPITAL SERVICES INC	GENERAL SUPPLIES	72.18
8/21/2025	TARRANT COUNTY COLLEGE	MISCELLANEOUS OPERATING COSTS	18,098.64
8/26/2025	CITIBANK	DEFERRED EXPENDITURES/EXPENSES	0.00
8/26/2025	CITIBANK	TRAVEL, TRAINING & SUBSISTENCE	628.84
8/28/2025	AVID CENTER	TRAVEL, TRAINING & SUBSISTENCE	850.00
198 - CCMR			99,707.75
199 - GENERAL OPERATING			
8/1/2025	ABC WRECKER SERVICE	MISCELLANEOUSCONTRACTED SERVIC	273.00
8/1/2025	AMAZON CAPITAL SERVICES INC	GENERAL SUPPLIES	4,899.91
8/1/2025	AMAZON CAPITAL SERVICES INC	READING/REF MATERIALS/DATABASE	168.47
8/1/2025	AMAZON CAPITAL SERVICES INC	REFRESHMENTS/FOOD FOR MEETINGS	28.99
8/1/2025	CHALLENGES ARE REWARDING, LLC, LAURAI	MISCELLANEOUSCONTRACTED SERVIC	2,000.00
8/1/2025	CLASSIC TURF EQUIPMENT	OTHER SUPPLIES FOR M&O	628.35
8/1/2025	FRONTLINE TECHNOLOGIES, INC	SOFTWARE SUBSCRIPTIONS	13,594.05
8/1/2025	GENUINE PARTS COMPANY-NAPA	GASOLINE AND OTHER FUELS OR VE	3,491.17
8/1/2025	GENUINE PARTS COMPANY-NAPA	GENERAL SUPPLIES	67.08
8/1/2025	GENUINE PARTS COMPANY-NAPA	OTHER SUPPLIES FOR M&O	1,500.90
8/1/2025	GENUINE PARTS COMPANY-NAPA	VEHICLE PARTS & SUPPLIES	40,895.20
8/1/2025	GOOSECHASE ADVENTURES INC	SOFTWARE SUBSCRIPTIONS	5,000.00
8/1/2025	GOT YOU COVERED WORK WEAR & UNIFORM	GENERAL SUPPLIES	30.00
8/1/2025	GRAINGER	GENERAL SUPPLIES	20.25
8/1/2025	IDISSMISS LLC	SOFTWARE SUBSCRIPTIONS	299.00
8/1/2025	LAKESHORE LEARNING MATERIALS LLC	GENERAL SUPPLIES	80.33
8/1/2025	LENNOX INDUSTRIES INC	OTHER SUPPLIES FOR M&O	369.00
8/1/2025	LOWE'S COMPANIES, INC	GENERAL SUPPLIES	136.00
8/1/2025	LOWE'S COMPANIES, INC	OTHER SUPPLIES FOR M&O	867.21
8/1/2025	MANSFIELD GAS & EXHAUST	CONTRACTED MAINTENANCE AND REP	37.00
8/1/2025	MANSFIELD GAS & EXHAUST	MISCELLANEOUS OPERATING COSTS	129.50
8/1/2025	MASSEY SERVICES, INC.	CONTRACTED MAINTENANCE AND REP	400.00
8/1/2025	NATHAN LEVY BOOKS, LLC	READING/REF MATERIALS/DATABASE	218.44
8/1/2025	O'HANLON, DEMERATH & CASTILLO, P.C.	LEGAL SERVICES	857.00
8/1/2025	PITNEY BOWES, INC, 20848793	GENERAL SUPPLIES	645.36
8/1/2025	PREMIER MUSIC TEACHING AIDS	GENERAL SUPPLIES	400.00
8/1/2025	REGION 10 ESC	EDUCATION SERVICE CENTER SERVI	450.00
8/1/2025	ROSA'S CAFE & TORTILLA FACTORY LTD.	REFRESHMENTS/FOOD FOR MEETINGS	90.30
8/1/2025	SCHOOL NUTRITION ASSOCIATION	TRAVEL, TRAINING & SUBSISTENCE	201.00

MANSFIELD INDEPENDENT SCHOOL DISTRICT

Fund Disbursement Report for 8/1/2025 through 8/31/2025

<u>DATE PAID</u>	<u>NAME</u>	<u>ITEM DESCRIPTION</u>	<u>AMOUNT</u>
199 - GENERAL OPERATING			
8/1/2025	SHERWIN-WILLIAMS 6732-3883-8-7528	OTHER SUPPLIES FOR M&O	39.01
8/1/2025	SNA	TRAVEL, TRAINING & SUBSISTENCE	-201.00
8/1/2025	SOLUTION TREE	TRAVEL, TRAINING & SUBSISTENCE	769.00
8/1/2025	TEXAS AIRSYSTEMS, LLC	OTHER SUPPLIES FOR M&O	1,784.45
8/1/2025	TEXAS ASSOCIATION OF SCHOOL BOARDS, II	SOFTWARE SUBSCRIPTIONS	4,600.00
8/1/2025	TRANE, ACCT #8162331	OTHER SUPPLIES FOR M&O	251.88
8/1/2025	TYPING.COM LLC	SOFTWARE SUBSCRIPTIONS	12,000.00
8/1/2025	UNIFIRST HOLDINGS, INC	RENTALS-OPERATING LEASES	259.46
8/1/2025	WESTERN - BRW PAPER CO, OVOL USA	GENERAL SUPPLIES	25.08
8/5/2025	ACCO BRANDS USA LLC	CONTRACTED MAINTENANCE AND REP	536.36
8/5/2025	AMAZON CAPITAL SERVICES INC	GENERAL SUPPLIES	3,864.33
8/5/2025	AMAZON CAPITAL SERVICES INC	OTHER SUPPLIES FOR M&O	225.06
8/5/2025	AMAZON CAPITAL SERVICES INC	READING/REF MATERIALS/DATABASE	1,086.59
8/5/2025	AMAZON CAPITAL SERVICES INC	REFRESHMENTS/FOOD FOR MEETINGS	231.64
8/5/2025	AT&T MOBILITY	UTILITIES - TELEPHONE	219.45
8/5/2025	AWARD CENTER	MISCELLANEOUSCONTRACTED SERVIC	584.20
8/5/2025	BLOOKET LLC	SOFTWARE SUBSCRIPTIONS	1,000.00
8/5/2025	BUSINESS ESSENTIALS, CMBC INVESTMENT:	GENERAL SUPPLIES	109.08
8/5/2025	C & P PUMP SERVICES, INC	OTHER SUPPLIES FOR M&O	520.00
8/5/2025	CDW GOVERNMENT	TECHNOLOGY EQUIPMENT<\$5000	16,123.97
8/5/2025	CENTERLINE SUPPLY, LTD	OTHER SUPPLIES FOR M&O	108.00
8/5/2025	CENTURY HVAC DISTRIBUTING, L.P.	OTHER SUPPLIES FOR M&O	514.26
8/5/2025	CHICK-FIL-A #03011, E BROAD STREET	REFRESHMENTS/FOOD FOR MEETINGS	191.00
8/5/2025	CINTAS FIRE PROTECTION 636525	CONTRACTED MAINTENANCE AND REP	13,175.23
8/5/2025	CITY OF MANSFIELD, UTILITIES	UTILITIES - WATER	17,399.12
8/5/2025	COMMUNICATIONS PLUS, INC.	CONTRACTED MAINTENANCE AND REP	5,340.00
8/5/2025	DELTAMATH SOLUTIONS INC	SOFTWARE SUBSCRIPTIONS	2,952.00
8/5/2025	DREAM RANCH OFFICE SUPPLIES	GENERAL SUPPLIES	1,720.28
8/5/2025	DYNAMO TANK, LLC	GENERAL SUPPLIES	995.25
8/5/2025	EAN SERVICES, LLC ENTERPRISE RENT A C -	DEFERRED EXPENDITURES/EXPENSES	0.00
8/5/2025	EAN SERVICES, LLC ENTERPRISE RENT A C -	TRAVEL, TRAINING & SUBSISTENCE	327.88
8/5/2025	ELEVATED FACILITY SERVICES	CONTRACTED MAINTENANCE AND REP	21,840.00
8/5/2025	FRONTIER WASTE SOLUTIONS, FRONTIER AC	UTILITIES - TRASH	30,152.24
8/5/2025	GENUINE PARTS COMPANY-NAPA	GENERAL SUPPLIES	799.98
8/5/2025	GENUINE PARTS COMPANY-NAPA	VEHICLE PARTS & SUPPLIES	5,593.96
8/5/2025	GOT SPIRIT LLC	GENERAL SUPPLIES	330.00
8/5/2025	GOT SPIRIT LLC	MISCELLANEOUSCONTRACTED SERVIC	330.00
8/5/2025	GOT YOU COVERED WORK WEAR & UNIFORM	GENERAL SUPPLIES	1,280.61
8/5/2025	INSTRUCTIONAL MEDIA SERVICES LLC, RICH,	SOFTWARE SUBSCRIPTIONS	1,000.00
8/5/2025	KAGAN PUBLISHING	READING/REF MATERIALS/DATABASE	440.00
8/5/2025	KINGS III EMERGENCY COMMS, KINGS III OF /	UTILITIES - TELEPHONE	207.75
8/5/2025	KURITA AMERICA, INC., US WATER SVCS	CONTRACTED MAINTENANCE AND REP	492.87
8/5/2025	LAKESHORE LEARNING MATERIALS LLC	GENERAL SUPPLIES	17.09
8/5/2025	LEARNING A-Z LLC	SOFTWARE SUBSCRIPTIONS	3,968.00
8/5/2025	LEFORCE EVENT GROUP LLC, LEFORCE HOL	MISCELLANEOUSCONTRACTED SERVIC	2,500.00
8/5/2025	LENDAN COMMUNICATIONS	MISCELLANEOUSCONTRACTED SERVIC	1,487.50
8/5/2025	LOWE'S COMPANIES, INC	GENERAL SUPPLIES	2,190.69
8/5/2025	LOWE'S COMPANIES, INC	OTHER SUPPLIES FOR M&O	548.04
8/5/2025	MASSEY SERVICES, INC.	CONTRACTED MAINTENANCE AND REP	3,278.00
8/5/2025	MUSIC AND ARTS CENTER - ATTN: ACCOUNT:	GENERAL SUPPLIES	15.77
8/5/2025	ODP BUSINESS SOLUTIONS LLC, OFFICE DEF	GENERAL SUPPLIES	1,122.53
8/5/2025	OLEN WILLIAMS INC	CONTRACTED MAINTENANCE AND REP	3,420.00
8/5/2025	O'REILLY AUTO PARTS, O'REILLY AUTO LLC	VEHICLE PARTS & SUPPLIES	695.97
8/5/2025	PARAGON SPORTS CONSTRUCTORS LLC	DEFERRED EXPENDITURES/EXPENSES	0.00
8/5/2025	PARAGON SPORTS CONSTRUCTORS LLC	FURNITURE, EQUIPMENT & SOFTWARE	209,403.75

MANSFIELD INDEPENDENT SCHOOL DISTRICT

Fund Disbursement Report for 8/1/2025 through 8/31/2025

<u>DATE PAID</u>	<u>NAME</u>	<u>ITEM DESCRIPTION</u>	<u>AMOUNT</u>
199 - GENERAL OPERATING			
8/5/2025	PERRY WEATHER CONSULTING INC.	SOFTWARE SUBSCRIPTIONS	2,000.00
8/5/2025	PINNACLE MEDICAL MANAGEMENT	PROFESSIONAL SERVICES	755.00
8/5/2025	POSITIVE PROMOTIONS, INC	MISCELLANEOUSCONTRACTED SERVIC	352.20
8/5/2025	RAPTOR TECHNOLOGIES, INC	SOFTWARE SUBSCRIPTIONS	39,292.02
8/5/2025	REGION 11 ESC	EDUCATION SERVICE CENTER SERVI	1,425.00
8/5/2025	REGION 11 ESC	UTILITIES - TELEPHONE	3,600.00
8/5/2025	REPUBLIC SERVICES INC	UTILITIES - TRASH	13,995.05
8/5/2025	SCHOLASTIC INC	READING/REF MATERIALS/DATABASE	16.45
8/5/2025	SCHOOL SPECIALTY, LLC	GENERAL SUPPLIES	195.17
8/5/2025	SECURED MOBILITY LLC, MICHAEL P LARANA	GENERAL SUPPLIES	306.82
8/5/2025	SELCO SEATING & COURTS	CONTRACTED MAINTENANCE AND REP	4,150.00
8/5/2025	SERRATO, JOSELYN	TRAVEL, TRAINING & SUBSISTENCE	160.80
8/5/2025	SHAG CARPET	MISCELLANEOUSCONTRACTED SERVIC	1,998.22
8/5/2025	SHERWIN-WILLIAMS 6732-3883-8-7528	OTHER SUPPLIES FOR M&O	4.07
8/5/2025	SHIFFLER EQUIPMENT SALES, INC	OTHER SUPPLIES FOR M&O	516.38
8/5/2025	SMARTTRASH LLC, AMERICAN TRASH	CONTRACTED MAINTENANCE AND REP	500.00
8/5/2025	SOFTWARE 4 SCHOOLS	SOFTWARE SUBSCRIPTIONS	570.00
8/5/2025	SOLUTION TREE	TRAVEL, TRAINING & SUBSISTENCE	1,598.00
8/5/2025	SOUTHERN TIRE MART	VEHICLE PARTS & SUPPLIES	5,899.20
8/5/2025	SPIRIT WORX	GENERAL SUPPLIES	799.68
8/5/2025	SPIRIT WORX	MISCELLANEOUS OPERATING COSTS	1,305.56
8/5/2025	SPRING CREEK BARBEQUE #2 LTD	REFRESHMENTS/FOOD FOR MEETINGS	377.25
8/5/2025	STAPLES ADVANTAGE	GENERAL SUPPLIES	4,851.96
8/5/2025	TACO CABANA	REFRESHMENTS/FOOD FOR MEETINGS	239.88
8/5/2025	TARRANT COUNTY TAX OFFICE	MISCELLANEOUS OPERATING COSTS	71.75
8/5/2025	TEXAS AIRSYSTEMS, LLC	OTHER SUPPLIES FOR M&O	134.00
8/5/2025	TEXAS ASSOCIATION OF SCHOOL BUSINESS	LOBBYING	4.35
8/5/2025	TEXAS ASSOCIATION OF SCHOOL BUSINESS	MEMBERSHIPS	140.65
8/5/2025	TEXAS ASSOCIATION OF SCHOOL BOARDS, II	TRAVEL AND SUBSISTENCE - NON-E	300.00
8/5/2025	TEXAS ASSOCIATION OF SCHOOL ADMINISTR	MEMBERSHIPS	2,197.46
8/5/2025	TEXAS ASSOC OF SCHOOL BOARDS RISK MC	PROFESSIONAL SERVICES	1,334.00
8/5/2025	TEXAS COMMERCIAL GLASS CONCEPTS LP	CONTRACTED MAINTENANCE AND REP	500.00
8/5/2025	TEXAS DEPT OF PUBLIC SAFETY	MISCELLANEOUS OPERATING COSTS	75.00
8/5/2025	TEXAS DEPARTMENT OF MOTOR VEHICLES	MISCELLANEOUS OPERATING COSTS	10.00
8/5/2025	TEXAS SKYWARD USER GROUP	TRAVEL, TRAINING & SUBSISTENCE	625.00
8/5/2025	TOTAL MAINTENANCE SOLUTIONS, TMS SOU	OTHER SUPPLIES FOR M&O	310.99
8/5/2025	TRANE, ACCT #8162331	OTHER SUPPLIES FOR M&O	7,767.63
8/5/2025	TRS	TEACHER RETIREMENT	825,253.02
8/5/2025	UNITED REFRIGERATION INC	OTHER SUPPLIES FOR M&O	2,520.74
8/5/2025	VAN CLEAVE, MATTHEW	TRAVEL, TRAINING & SUBSISTENCE	349.95
8/5/2025	WESTERN - BRW PAPER CO, OVOL USA	GENERAL SUPPLIES	2,379.87
8/5/2025	WHOLESALE ELECTRIC SUPPLY COMPANY, II	OTHER SUPPLIES FOR M&O	10,718.51
8/7/2025	ACCURATE LEAK AND LINE	CONTRACTED MAINTENANCE AND REP	13,500.00
8/7/2025	AMAZON CAPITAL SERVICES INC	GENERAL SUPPLIES	3,416.31
8/7/2025	AMAZON CAPITAL SERVICES INC	READING/REF MATERIALS/DATABASE	153.52
8/7/2025	AMAZON CAPITAL SERVICES INC	REFRESHMENTS/FOOD FOR MEETINGS	358.37
8/7/2025	AMERICAN BEARING CO	OTHER SUPPLIES FOR M&O	140.10
8/7/2025	AMERICAN ASSOC OF SCHOOL ADMINISTRAT	TRAVEL, TRAINING & SUBSISTENCE	10,529.00
8/7/2025	ANCO INSURANCE SERVICES OF BRYAN/COL	INSURANCE AND BONDING COSTS	1,817.00
8/7/2025	AT&T CORP	UTILITIES - TELEPHONE	144.45
8/7/2025	AT&T GIGA MAN	UTILITIES - TELEPHONE	6,875.63
8/7/2025	BABE'S CHICKEN DINNER HOUSE, ARLINGTO	REFRESHMENTS/FOOD FOR MEETINGS	1,365.86
8/7/2025	BLUE JEAN EDUCATIONAL CONSULTING	DEFERRED EXPENDITURES/EXPENSES	0.00
8/7/2025	BLUE JEAN EDUCATIONAL CONSULTING	MISCELLANEOUSCONTRACTED SERVIC	900.00
8/7/2025	BUCK, BRANDY	TRAVEL, TRAINING & SUBSISTENCE	128.94

MANSFIELD INDEPENDENT SCHOOL DISTRICT

Fund Disbursement Report for 8/1/2025 through 8/31/2025

<u>DATE PAID</u>	<u>NAME</u>	<u>ITEM DESCRIPTION</u>	<u>AMOUNT</u>
199 - GENERAL OPERATING			
8/7/2025	CAS-CLAIMS ADMINISTRATIVE SVCS	OTHER	341,497.00
8/7/2025	CENTURY HVAC DISTRIBUTING, L.P.	OTHER SUPPLIES FOR M&O	15.52
8/7/2025	CINTAS CORPORATION NO. 2	GENERAL SUPPLIES	218.85
8/7/2025	CITY OF MANSFIELD, UTILITIES	UTILITIES - WATER	31,491.79
8/7/2025	CITY OF GRAND PRAIRIE, WATER UTILITIES	UTILITIES - WATER	7,648.08
8/7/2025	CLEAN GETAWAY CAR WASH, BROAD	CONTRACTED MAINTENANCE AND REP	120.00
8/7/2025	CNP/SEAL TEX, INC	OTHER SUPPLIES FOR M&O	914.50
8/7/2025	CONTERRA ULTRA BROADBAND LLC	UTILITIES - TELEPHONE	18,072.24
8/7/2025	CURRICULUM MANAGEMENT SOLUTIONS, INC	TRAVEL, TRAINING & SUBSISTENCE	995.00
8/7/2025	DELTAMATH SOLUTIONS INC	SOFTWARE SUBSCRIPTIONS	2,040.00
8/7/2025	DISCOUNT TIRE/AMERICA'S TIRE, REINALT-TI	VEHICLE PARTS & SUPPLIES	820.40
8/7/2025	DREAM RANCH OFFICE SUPPLIES	GENERAL SUPPLIES	2,164.29
8/7/2025	EAI EDUCATION INC	GENERAL SUPPLIES	237.60
8/7/2025	ELLIOTT ELECTRIC SUPPLY INC	OTHER SUPPLIES FOR M&O	152.72
8/7/2025	GENUINE PARTS COMPANY-NAPA	GASOLINE AND OTHER FUELS OR VE	1,073.14
8/7/2025	GENUINE PARTS COMPANY-NAPA	OTHER SUPPLIES FOR M&O	7.34
8/7/2025	GENUINE PARTS COMPANY-NAPA	VEHICLE PARTS & SUPPLIES	17,045.99
8/7/2025	GIMKIT INC	SOFTWARE SUBSCRIPTIONS	1,000.00
8/7/2025	GOT SPIRIT LLC	GENERAL SUPPLIES	1,082.00
8/7/2025	GOT SPIRIT LLC	MISCELLANEOUSCONTRACTED SERVIC	6,340.80
8/7/2025	HAND2MIND, INC.	GENERAL SUPPLIES	1,912.47
8/7/2025	J W PEPPER & SON, INC	GENERAL SUPPLIES	327.98
8/7/2025	JADEZ EVENTS DECOR, VERONICA SANCHEZ	MISCELLANEOUSCONTRACTED SERVIC	1,509.99
8/7/2025	JASON'S DELI, MANSFIELD	REFRESHMENTS/FOOD FOR MEETINGS	1,049.80
8/7/2025	JET SECURITY LLC	DEFERRED EXPENDITURES/EXPENSES	0.00
8/7/2025	JET SECURITY LLC	MISCELLANEOUSCONTRACTED SERVIC	2,640.00
8/7/2025	JH GROUP LLC	CONTRACTED MAINTENANCE AND REP	8,483.00
8/7/2025	KISOR, WAYLON	MISCELLANEOUSCONTRACTED SERVIC	1,625.00
8/7/2025	KLEEN-AIR FILTER SERVICE & SALES	OTHER SUPPLIES FOR M&O	4,481.76
8/7/2025	LAKESHORE LEARNING MATERIALS LLC	GENERAL SUPPLIES	1,054.02
8/7/2025	LEARNING A-Z LLC	SOFTWARE SUBSCRIPTIONS	35,027.20
8/7/2025	LEXISNEXIS RISK DATA MANAGEMENT INC	DEFERRED EXPENDITURES/EXPENSES	0.00
8/7/2025	LEXISNEXIS RISK DATA MANAGEMENT INC	MISCELLANEOUSCONTRACTED SERVIC	50.00
8/7/2025	LOWE'S COMPANIES, INC	GENERAL SUPPLIES	1,004.46
8/7/2025	LOWE'S COMPANIES, INC	OTHER SUPPLIES FOR M&O	1,253.82
8/7/2025	MANSFIELD GAS & EXHAUST	CONTRACTED MAINTENANCE AND REP	111.00
8/7/2025	MANSFIELD GAS & EXHAUST	OTHER SUPPLIES FOR M&O	132.00
8/7/2025	MANSFIELD GLASS LLC, GGM HOLDINGS INC	CONTRACTED MAINTENANCE AND REP	448.00
8/7/2025	MARSHALL BEST SECURITY CORPORTION	OTHER SUPPLIES FOR M&O	1,232.25
8/7/2025	MASSEY SERVICES, INC.	CONTRACTED MAINTENANCE AND REP	3,278.00
8/7/2025	MIGHTY MUSIC PUBLISHING, MOLLIE TOWER	GENERAL SUPPLIES	110.99
8/7/2025	MOUSER ELECTRONICS	OTHER SUPPLIES FOR M&O	12.96
8/7/2025	NATIONAL WHOLESALE SUPPLY INC	OTHER SUPPLIES FOR M&O	103.57
8/7/2025	ODP BUSINESS SOLUTIONS LLC, OFFICE DEF	GENERAL SUPPLIES	507.75
8/7/2025	PRECISION BUSINESS MACHINES, INC	GENERAL SUPPLIES	800.00
8/7/2025	QUALIFICATION TARGETS INC	GENERAL SUPPLIES	381.73
8/7/2025	QUALITY SOUND AND COMMUNICATIONS INC	CONTRACTED MAINTENANCE AND REP	190.00
8/7/2025	QUILL CORPORATION	GENERAL SUPPLIES	879.80
8/7/2025	REALLY GOOD STUFF, LLC	GENERAL SUPPLIES	32.49
8/7/2025	REGION 11 ESC	EDUCATION SERVICE CENTER SERVI	600.00
8/7/2025	ROSA'S CAFE & TORTILLA FACTORY LTD.	REFRESHMENTS/FOOD FOR MEETINGS	3,705.04
8/7/2025	ROSE COSTUMES, GYPSY QUEEN, LLC	RENTALS-OPERATING LEASES	3,175.00
8/7/2025	SAMSARA INC	SOFTWARE SUBSCRIPTIONS	34,639.20
8/7/2025	SCHOOL DATEBOOKS	DEFERRED EXPENDITURES/EXPENSES	0.00
8/7/2025	SCHOOL DATEBOOKS	GENERAL SUPPLIES	2,686.58

MANSFIELD INDEPENDENT SCHOOL DISTRICT

Fund Disbursement Report for 8/1/2025 through 8/31/2025

<u>DATE PAID</u>	<u>NAME</u>	<u>ITEM DESCRIPTION</u>	<u>AMOUNT</u>
199 - GENERAL OPERATING			
8/7/2025	SCHOOL SPECIALTY, LLC	GENERAL SUPPLIES	312.78
8/7/2025	SCIENCE TEACHERS ASSOC OF TEXAS	MEMBERSHIPS	35.00
8/7/2025	SECURED MOBILITY LLC, MICHAEL P LARANA	GENERAL SUPPLIES	1,128.43
8/7/2025	SHERWIN-WILLIAMS 6732-3883-8-7528	OTHER SUPPLIES FOR M&O	213.28
8/7/2025	SOLUTION TREE	TRAVEL, TRAINING & SUBSISTENCE	3,845.00
8/7/2025	SOUTHERN TIRE MART	VEHICLE PARTS & SUPPLIES	2,755.44
8/7/2025	SOUTHWEST INTERNATIONAL TRUCKS, INC	CONTRACTED MAINTENANCE AND REP	3,402.79
8/7/2025	SPARKS PUMP SERVICES, INC	CONTRACTED MAINTENANCE AND REP	4,107.22
8/7/2025	STAPLES ADVANTAGE	GENERAL SUPPLIES	11,883.23
8/7/2025	SWANK MOVIE LICENSING USA	MISCELLANEOUS OPERATING COSTS	528.00
8/7/2025	TAYLOR AND FRANCIS GROUP, LLC	READING/REF MATERIALS/DATABASE	994.58
8/7/2025	TEXAS ASSOCIATION OF SCHOOL BUSINESS	LOBBYING	165.00
8/7/2025	TEXAS ASSOCIATION OF SCHOOL BUSINESS	MISCELLANEOUS CONTRACTED SERVIC	5,535.00
8/7/2025	TEXAS OVERHEAD DOOR LLC, PASSCO	CONTRACTED MAINTENANCE AND REP	375.00
8/7/2025	TEXAS SCIENCE EDUCATION	MEMBERSHIPS	40.00
8/7/2025	THE GAME SHOW SOURCE LLC	MISCELLANEOUS CONTRACTED SERVIC	2,500.00
8/7/2025	THE J PATRICK GROUP	MISCELLANEOUS CONTRACTED SERVIC	2,000.00
8/7/2025	T-MOBILE USA INC.	UTILITIES - TELEPHONE	151.50
8/7/2025	TOP 2 BOTTOM MARKETING	GENERAL SUPPLIES	1,530.00
8/7/2025	TOTAL MAINTENANCE SOLUTIONS, TMS SOU	OTHER SUPPLIES FOR M&O	123.00
8/7/2025	TRANE, ACCT #8162331	OTHER SUPPLIES FOR M&O	4,410.94
8/7/2025	TRIPLE C FENCE	CONTRACTED MAINTENANCE AND REP	1,430.00
8/7/2025	ULINE	GENERAL SUPPLIES	46.50
8/7/2025	UNIFIRST HOLDINGS, INC	RENTALS-OPERATING LEASES	787.51
8/7/2025	WHOLESALE ELECTRIC SUPPLY COMPANY, II	OTHER SUPPLIES FOR M&O	170.00
8/12/2025	AC BURLESON LLC	TRAVEL, TRAINING & SUBSISTENCE	2,030.00
8/12/2025	AMAZON CAPITAL SERVICES INC	FURNITURE, EQUIPMENT & SOFTWARE	481.94
8/12/2025	AMAZON CAPITAL SERVICES INC	GENERAL SUPPLIES	8,527.55
8/12/2025	AMAZON CAPITAL SERVICES INC	OTHER SUPPLIES FOR M&O	132.38
8/12/2025	AMAZON CAPITAL SERVICES INC	READING/REF MATERIALS/DATABASE	945.90
8/12/2025	AMAZON CAPITAL SERVICES INC	REFRESHMENTS/FOOD FOR MEETINGS	69.84
8/12/2025	ARLINGTON UTILITIES	UTILITIES - WATER	106,756.28
8/12/2025	ARTA TRAVEL	TRAVEL, TRAINING & SUBSISTENCE	13.00
8/12/2025	AVANT ASSESSMENT, LLC	TESTING MATERIALS	1,245.00
8/12/2025	BOUND TREE MEDICAL LLC	GENERAL SUPPLIES	384.78
8/12/2025	BRACKETT & ELLIS, PC	DEFERRED EXPENDITURES/EXPENSES	0.00
8/12/2025	BRACKETT & ELLIS, PC	LEGAL SERVICES	325.00
8/12/2025	CARAHSOFT TECHNOLOGY CORPORATION	MISCELLANEOUS CONTRACTED SERVIC	4,612.56
8/12/2025	CAT-FISH AQUATICS, LLC	CONTRACTED MAINTENANCE AND REP	220.00
8/12/2025	CAT-FISH AQUATICS, LLC	GENERAL SUPPLIES	6.99
8/12/2025	CDW GOVERNMENT	TECHNOLOGY EQUIPMENT <\$5000	5,837.50
8/12/2025	CENTURY HVAC DISTRIBUTING, L.P.	OTHER SUPPLIES FOR M&O	815.06
8/12/2025	COMMUNICATIONS PLUS, INC.	CONTRACTED MAINTENANCE AND REP	5,675.90
8/12/2025	COMPLETE SUPPLY, INC	INVENTORY - WAREHOUSE SUPPLIES	4,747.44
8/12/2025	COMPTIA	SOFTWARE SUBSCRIPTIONS	9,673.00
8/12/2025	CREATIVE RISK FUNDING INC, SCHOOL COMF	OTHER	806.35
8/12/2025	CRUTCHFIELD, JANDEL	TRAVEL AND SUBSISTENCE - NON-E	81.00
8/12/2025	DALLAS ISD GRAPHICS DEPARTMENT	MISCELLANEOUS CONTRACTED SERVIC	16.75
8/12/2025	DAZZARKLE LLC	GENERAL SUPPLIES	323.50
8/12/2025	DEMCO INC	GENERAL SUPPLIES	82.24
8/12/2025	DRAMATIC PUBLISHING	GENERAL SUPPLIES	300.00
8/12/2025	DRAMATIC PUBLISHING	MISCELLANEOUS OPERATING COSTS	520.00
8/12/2025	DREAM RANCH OFFICE SUPPLIES	GENERAL SUPPLIES	521.06
8/12/2025	FEDEX, 1577-9067-6	POSTAGE	28.50
8/12/2025	FERGUSON ENTERPRISES, LLC, FERGUSON	OTHER SUPPLIES FOR M&O	114.90

MANSFIELD INDEPENDENT SCHOOL DISTRICT

Fund Disbursement Report for 8/1/2025 through 8/31/2025

<u>DATE PAID</u>	<u>NAME</u>	<u>ITEM DESCRIPTION</u>	<u>AMOUNT</u>
199 - GENERAL OPERATING			
8/12/2025	GARCIA, ROBERT	MISCELLANEOUSCONTRACTED SERVIC	1,650.00
8/12/2025	GENUINE PARTS COMPANY-NAPA	GASOLINE AND OTHER FUELS OR VE	1,481.00
8/12/2025	GENUINE PARTS COMPANY-NAPA	OTHER SUPPLIES FOR M&O	29.67
8/12/2025	GENUINE PARTS COMPANY-NAPA	VEHICLE PARTS & SUPPLIES	19,167.38
8/12/2025	GLOBAL ASSET	TECHNOLOGY EQUIPMENT<\$5000	684.75
8/12/2025	HD SUPPLY, INC	INVENTORY - WAREHOUSE SUPPLIES	6,368.40
8/12/2025	HENSLEY, LANE	MISCELLANEOUSCONTRACTED SERVIC	440.00
8/12/2025	HORN, ANA-ALICIA	TRAVEL AND SUBSISTENCE - NON-E	319.52
8/12/2025	IDISSMISS LLC	SOFTWARE SUBSCRIPTIONS	299.00
8/12/2025	IMPERIAL BAG & PAPER CO LLC	INVENTORY - WAREHOUSE SUPPLIES	8,214.30
8/12/2025	J W PEPPER & SON, INC	GENERAL SUPPLIES	3,239.32
8/12/2025	JERRY'S GENERAL AUTOMOTIVE INC	CONTRACTED MAINTENANCE AND REP	353.09
8/12/2025	KANER, ELLEN	MISCELLANEOUSCONTRACTED SERVIC	1,485.00
8/12/2025	KOETTER FIRE PROTECTION, LLC	CONTRACTED MAINTENANCE AND REP	200.00
8/12/2025	LEASOR CRASS, P.C.	DEFERRED EXPENDITURES/EXPENSES	0.00
8/12/2025	LEASOR CRASS, P.C.	LEGAL SERVICES	21,195.00
8/12/2025	LENNOX INDUSTRIES INC	OTHER SUPPLIES FOR M&O	742.00
8/12/2025	LONGHORN, INC.	OTHER SUPPLIES FOR M&O	349.73
8/12/2025	LOWE'S COMPANIES, INC	GENERAL SUPPLIES	1,194.86
8/12/2025	LOWE'S COMPANIES, INC	OTHER SUPPLIES FOR M&O	1,670.42
8/12/2025	MAMA'S PIZZA	REFRESHMENTS/FOOD FOR MEETINGS	514.17
8/12/2025	MANSFIELD GAS & EXHAUST	CONTRACTED MAINTENANCE AND REP	92.50
8/12/2025	MARSHALL BEST SECURITY CORPORTION	OTHER SUPPLIES FOR M&O	450.87
8/12/2025	MCALISTER'S DELI - THE SAXTON GROUP	REFRESHMENTS/FOOD FOR MEETINGS	1,918.10
8/12/2025	MICRO KEY SOLUTIONS, MICRO KEY SOFTW	SOFTWARE SUBSCRIPTIONS	1,406.31
8/12/2025	MINIPCR BIO, AMPLYUS LLC	GENERAL SUPPLIES	412.00
8/12/2025	MOSYLE CORPORATION	SOFTWARE SUBSCRIPTIONS	56.73
8/12/2025	MUSIC AND ARTS CENTER - ATTN: ACCOUNTS	GENERAL SUPPLIES	1,668.05
8/12/2025	NATIONAL CENTER FOR YOUTH ISSUES	MEMBERSHIPS	160.00
8/12/2025	NATIONAL WHOLESALE SUPPLY INC	OTHER SUPPLIES FOR M&O	171.07
8/12/2025	NAVIGATE360, LLC	SOFTWARE SUBSCRIPTIONS	38,697.26
8/12/2025	NEXTGEN SECURITY LLC	BUILDING SUPPLIES	2,274.40
8/12/2025	NEXTGEN SECURITY LLC	CONTRACTED MAINTENANCE AND REP	4,230.54
8/12/2025	NEXTGEN SECURITY LLC	SOFTWARE SUBSCRIPTIONS	586.00
8/12/2025	NORMAN, JEFFREY	MISCELLANEOUSCONTRACTED SERVIC	990.00
8/12/2025	ODP BUSINESS SOLUTIONS LLC, OFFICE DEF	GENERAL SUPPLIES	186.64
8/12/2025	ORIGO EDUCATION INC	READING/REF MATERIALS/DATABASE	1,646.70
8/12/2025	PARAGON SPORTS CONSTRUCTORS LLC	DEFERRED EXPENDITURES/EXPENSES	0.00
8/12/2025	PARAGON SPORTS CONSTRUCTORS LLC	FURNITURE, EQUIPMENT & SOFTWARE	11,021.25
8/12/2025	PARENTSQUARE INC	SOFTWARE SUBSCRIPTIONS	89,305.00
8/12/2025	PENDER'S MUSIC COMPANY	GENERAL SUPPLIES	310.00
8/12/2025	PETROLEUM TRADERS CORPORATION	GASOLINE AND OTHER FUELS OR VE	17,330.91
8/12/2025	PINGBOARD, INC.	SOFTWARE SUBSCRIPTIONS	855.36
8/12/2025	PINNACLE MEDICAL MANAGEMENT	PROFESSIONAL SERVICES	870.00
8/12/2025	PRECISION BUSINESS MACHINES, INC	GENERAL SUPPLIES	653.67
8/12/2025	PYRAMID SCHOOL PRODUCTS	INVENTORY - WAREHOUSE SUPPLIES	1,353.00
8/12/2025	SCHOOL SPECIALTY, LLC	GENERAL SUPPLIES	431.56
8/12/2025	SCIENCE TEACHERS ASSOC OF TEXAS	TRAVEL, TRAINING & SUBSISTENCE	275.00
8/12/2025	SEIDLITZ EDUCATION, LLC	READING/REF MATERIALS/DATABASE	11,245.18
8/12/2025	SHERWIN-WILLIAMS 6732-3883-8-7528	OTHER SUPPLIES FOR M&O	191.51
8/12/2025	SITEONE LANDSCAPE SUPPLY, LLC	OTHER SUPPLIES FOR M&O	136.62
8/12/2025	SOUTHERN TIRE MART	VEHICLE PARTS & SUPPLIES	2,050.00
8/12/2025	SOUTHWEST INTERNATIONAL TRUCKS, INC	CONTRACTED MAINTENANCE AND REP	264.00
8/12/2025	SPRING CREEK BARBEQUE #2 LTD	REFRESHMENTS/FOOD FOR MEETINGS	423.15
8/12/2025	STAPLES ADVANTAGE	GENERAL SUPPLIES	7,737.13

MANSFIELD INDEPENDENT SCHOOL DISTRICT

Fund Disbursement Report for 8/1/2025 through 8/31/2025

<u>DATE PAID</u>	<u>NAME</u>	<u>ITEM DESCRIPTION</u>	<u>AMOUNT</u>
199 - GENERAL OPERATING			
8/12/2025	TACO CABANA	REFRESHMENTS/FOOD FOR MEETINGS	951.52
8/12/2025	TARRANT APPRAISAL DISTRICT	TAX APPRAISAL AND COLLECTION	302,932.30
8/12/2025	TARRANT COUNTY TAX OFFICE	MISCELLANEOUS OPERATING COSTS	298.75
8/12/2025	TEXAS ASSOCIATION OF SCHOOL BOARDS, II	TRAVEL AND SUBSISTENCE - NON-E	2,695.00
8/12/2025	TEXAS ASSOCIATION OF SCHOOL BOARDS, II	TRAVEL, TRAINING & SUBSISTENCE	385.00
8/12/2025	TEXAS ASSOCIATION OF SCHOOL ADMINISTR	MEMBERSHIPS	1,692.65
8/12/2025	TEXAS DANCE EDUCATORS ASSOCIATION, T.	TRAVEL AND SUBSISTENCE - STUDE	300.00
8/12/2025	TEXAS DEPT OF PUBLIC SAFETY	MISCELLANEOUS CONTRACTED SERVIC	219.00
8/12/2025	TEXAS ENERGY MANAGERS ASSOCIATION	MEMBERSHIPS	450.00
8/12/2025	THOMAS, JASON	TRAVEL AND SUBSISTENCE - NON-E	319.52
8/12/2025	TRANE, ACCT #8162331	OTHER SUPPLIES FOR M&O	1,365.71
8/12/2025	UNITED REFRIGERATION INC	OTHER SUPPLIES FOR M&O	3,456.80
8/12/2025	UNIVERSITY OF TEXAS AT AUSTIN, UIL, UIL	DEFERRED EXPENDITURES/EXPENSES	0.00
8/12/2025	UNIVERSITY OF TEXAS AT AUSTIN, UIL, UIL	MISCELLANEOUS OPERATING COSTS	330.00
8/12/2025	WESTERN - BRW PAPER CO, OVOL USA	GENERAL SUPPLIES	2,357.12
8/12/2025	WHOLESALE ELECTRIC SUPPLY COMPANY, II	OTHER SUPPLIES FOR M&O	1,902.53
8/14/2025	AMAZON CAPITAL SERVICES INC	GENERAL SUPPLIES	7,569.51
8/14/2025	AMAZON CAPITAL SERVICES INC	MISCELLANEOUS OPERATING COSTS	1,266.09
8/14/2025	AMAZON CAPITAL SERVICES INC	OTHER SUPPLIES FOR M&O	83.99
8/14/2025	AMAZON CAPITAL SERVICES INC	READING/REF MATERIALS/DATABASE	517.45
8/14/2025	AMAZON CAPITAL SERVICES INC	REFRESHMENTS/FOOD FOR MEETINGS	189.04
8/14/2025	AMAZON CAPITAL SERVICES INC	TEXTBOOKS	134.42
8/14/2025	AMERICAN ASSOC OF SCHOOL ADMINISTRAT	TRAVEL, TRAINING & SUBSISTENCE	2,087.00
8/14/2025	ARLINGTON CHAMBER OF COMMERCE	MEMBERSHIPS	3,000.00
8/14/2025	AT&T GIGA MAN	UTILITIES - TELEPHONE	66.28
8/14/2025	AT&T LONG DISTANCE	UTILITIES - TELEPHONE	3,780.07
8/14/2025	AT&T MOBILITY	UTILITIES - TELEPHONE	793.44
8/14/2025	ATMOS ENERGY	UTILITIES - GAS	8,518.68
8/14/2025	BROWN, MATTHEW	TRAVEL, TRAINING & SUBSISTENCE	1,286.33
8/14/2025	BUSINESS ESSENTIALS, CMBC INVESTMENT	GENERAL SUPPLIES	126.92
8/14/2025	CAT-FISH AQUATICS, LLC	CONTRACTED MAINTENANCE AND REP	226.99
8/14/2025	CAT-FISH AQUATICS, LLC	DEFERRED EXPENDITURES/EXPENSES	0.00
8/14/2025	CELLO PARTNERSHIP- VERIZON, VERIZON CC	UTILITIES - TELEPHONE	438.17
8/14/2025	CESCO INC	TECHNOLOGY EQUIPMENT<\$5000	999.00
8/14/2025	CHEERLEADING COMPANY INC.	GENERAL SUPPLIES	273.50
8/14/2025	CITY OF MANSFIELD, UTILITIES	UTILITIES - WATER	31,542.09
8/14/2025	CITY OF MANSFIELD, OTHER FEES	CONTRACTED MAINTENANCE AND REP	22,528.48
8/14/2025	CITY OF MANSFIELD, OTHER FEES	DEFERRED EXPENDITURES/EXPENSES	0.00
8/14/2025	CLASSIC TURF EQUIPMENT	FIXED ASSETS-OTHER EQUIP>\$5000	14,999.20
8/14/2025	CLASSIC TURF EQUIPMENT	OTHER SUPPLIES FOR M&O	365.50
8/14/2025	CNP/SEAL TEX, INC	OTHER SUPPLIES FOR M&O	186.00
8/14/2025	CODEHS	SOFTWARE SUBSCRIPTIONS	12,100.00
8/14/2025	COMMUNICATIONS PLUS, INC.	CONTRACTED MAINTENANCE AND REP	3,911.75
8/14/2025	COMPLETE LOGO SOURCE, ELIZABETH BRILI	GENERAL SUPPLIES	1,014.25
8/14/2025	CROWN LIFT TRUCKS	CONTRACTED MAINTENANCE AND REP	1,893.93
8/14/2025	DISCOUNT TIRE/AMERICA'S TIRE, REINALT-TI	VEHICLE PARTS & SUPPLIES	862.20
8/14/2025	DREAM RANCH OFFICE SUPPLIES	GENERAL SUPPLIES	1,774.36
8/14/2025	ED311	READING/REF MATERIALS/DATABASE	75.00
8/14/2025	ED311	TRAVEL, TRAINING & SUBSISTENCE	570.00
8/14/2025	EPIC WATERS MUSIC FESTIVAL, BRAD WHITE	TRAVEL AND SUBSISTENCE - STUDE	400.00
8/14/2025	EUNA SOLUTIONS INC.	DEFERRED EXPENDITURES/EXPENSES	0.00
8/14/2025	EUNA SOLUTIONS INC.	SOFTWARE SUBSCRIPTIONS	28,000.00
8/14/2025	FRONTIER WASTE SOLUTIONS, FRONTIER AC	UTILITIES - TRASH	1,603.13
8/14/2025	GOT SPIRIT LLC	GENERAL SUPPLIES	960.00
8/14/2025	GOVCONNECTION INC	GENERAL SUPPLIES	36.10

MANSFIELD INDEPENDENT SCHOOL DISTRICT

Fund Disbursement Report for 8/1/2025 through 8/31/2025

<u>DATE PAID</u>	<u>NAME</u>	<u>ITEM DESCRIPTION</u>	<u>AMOUNT</u>
199 - GENERAL OPERATING			
8/14/2025	GOVCONNECTION INC	TECHNOLOGY EQUIPMENT<\$5000	-30.04
8/14/2025	GREEN, JIMMIE	TRAVEL, TRAINING & SUBSISTENCE	319.00
8/14/2025	HOUSTON ISD	DEFERRED EXPENDITURES/EXPENSES	0.00
8/14/2025	HOUSTON ISD	MISCELLANEOUS CONTRACTED SERVIC	15.10
8/14/2025	INTERSTATE ALL BATTERY CENTER	BUILDING SUPPLIES	1,120.40
8/14/2025	JOHNSON, DARWERT	TRAVEL, TRAINING & SUBSISTENCE	336.60
8/14/2025	LAKESHORE LEARNING MATERIALS LLC	GENERAL SUPPLIES	37.99
8/14/2025	LONE STAR MOWER REPAIR	OTHER SUPPLIES FOR M&O	530.85
8/14/2025	LONGHORN, INC.	OTHER SUPPLIES FOR M&O	151.26
8/14/2025	LOWE'S COMPANIES, INC	GENERAL SUPPLIES	54.08
8/14/2025	LOWE'S COMPANIES, INC	OTHER SUPPLIES FOR M&O	713.46
8/14/2025	LOWMAN EDUCATION LLC	READING/REF MATERIALS/DATABASE	1,350.00
8/14/2025	MANSFIELD GAS & EXHAUST	CONTRACTED MAINTENANCE AND REP	37.00
8/14/2025	MCCI, LLC	SOFTWARE SUBSCRIPTIONS	38,928.30
8/14/2025	MUSIC AND ARTS CENTER - ATTN: ACCOUNT:	GENERAL SUPPLIES	2,766.53
8/14/2025	ODP BUSINESS SOLUTIONS LLC, OFFICE DEF	GENERAL SUPPLIES	57.90
8/14/2025	PETROLEUM TRADERS CORPORATION	GASOLINE AND OTHER FUELS OR VE	18,132.69
8/14/2025	PIXEL PRESS TECHNOLOGY LLC	SOFTWARE SUBSCRIPTIONS	210.00
8/14/2025	POLLOK, THERESA	TRAVEL, TRAINING & SUBSISTENCE	288.86
8/14/2025	PORRAS, KARELLYS	TRAVEL, TRAINING & SUBSISTENCE	112.02
8/14/2025	PRIDE OF TEXAS MUSIC FESTIVALS	TRAVEL AND SUBSISTENCE - STUDE	495.00
8/14/2025	QUILL CORPORATION	OTHER SUPPLIES FOR M&O	270.88
8/14/2025	READY REFRESH, BLUETRITON BRAN	MISCELLANEOUS OPERATING COSTS	-37.21
8/14/2025	READY REFRESH, BLUETRITON BRAN	REFRESHMENTS/FOOD FOR MEETINGS	41.04
8/14/2025	REGION 11 ESC	EDUCATION SERVICE CENTER SERVI	950.00
8/14/2025	RODRIGUEZ, YANELLEY	TRAVEL, TRAINING & SUBSISTENCE	618.52
8/14/2025	SAGE PUBLICATIONS, INC.	READING/REF MATERIALS/DATABASE	81.85
8/14/2025	SCHOOL SPECIALTY, LLC	GENERAL SUPPLIES	1,078.08
8/14/2025	SKARI, JAYTON	MISCELLANEOUS CONTRACTED SERVIC	1,280.00
8/14/2025	SOLUTION TREE	TRAVEL, TRAINING & SUBSISTENCE	769.00
8/14/2025	STAPLES ADVANTAGE	GENERAL SUPPLIES	104.67
8/14/2025	STEVE WEISS MUSIC INC	GENERAL SUPPLIES	3,301.80
8/14/2025	STUDENT CONDUCTOR, INC	SOFTWARE SUBSCRIPTIONS	1,062.50
8/14/2025	TARRANT COUNTY TAX OFFICE	MISCELLANEOUS OPERATING COSTS	17.75
8/14/2025	TARRANT COUNTY TAX OFFICE	OTHER REVENUES FROM LOCAL SOUR	-10.00
8/14/2025	TEMPERATURE CONTROL SYSTEMS, INC, KEI	OTHER SUPPLIES FOR M&O	853.50
8/14/2025	TEXAS AIRSYSTEMS, LLC	OTHER SUPPLIES FOR M&O	5,956.00
8/14/2025	TEXAS ASSOCIATION OF SCHOOL BOARDS, II	TRAVEL, TRAINING & SUBSISTENCE	1,455.00
8/14/2025	TEXAS ASSOCIATION OF SCHOOL ADMINISTR	MEMBERSHIPS	535.00
8/14/2025	TEXAS DANCE EDUCATORS ASSOCIATION, T.	TRAVEL AND SUBSISTENCE - STUDE	300.00
8/14/2025	TEXAS OVERHEAD DOOR LLC, PASSCO	CONTRACTED MAINTENANCE AND REP	250.00
8/14/2025	TOTAL MAINTENANCE SOLUTIONS, TMS SOU	OTHER SUPPLIES FOR M&O	93.53
8/14/2025	TRANE, ACCT #8162331	OTHER SUPPLIES FOR M&O	9,319.68
8/14/2025	TRUJILLO CASTELBLANCO, NICOLAS	MISCELLANEOUS CONTRACTED SERVIC	440.00
8/14/2025	UNIFIRST HOLDINGS, INC	RENTALS-OPERATING LEASES	307.27
8/14/2025	UNITED REFRIGERATION INC	OTHER SUPPLIES FOR M&O	5,365.84
8/14/2025	VAN COUNTRY LLC	DEFERRED EXPENDITURES/EXPENSES	0.00
8/14/2025	VAN COUNTRY LLC	TRAVEL AND SUBSISTENCE - STUDE	700.00
8/14/2025	WESTERN - BRW PAPER CO, OVOL USA	GENERAL SUPPLIES	3,642.10
8/14/2025	WHOLESALE ELECTRIC SUPPLY COMPANY, II	OTHER SUPPLIES FOR M&O	190.00
8/14/2025	WINSTON WATER COOLER OF FT WORTH	OTHER SUPPLIES FOR M&O	2,301.47
8/19/2025	ABC WRECKER SERVICE	MISCELLANEOUS CONTRACTED SERVIC	155.00
8/19/2025	AC BURLESON LLC	TRAVEL, TRAINING & SUBSISTENCE	530.00
8/19/2025	ACCO BRANDS USA LLC	CONTRACTED MAINTENANCE AND REP	254.00
8/19/2025	ALL SEASON SPORTS LLC	CONTRACTED MAINTENANCE AND REP	11,445.00

MANSFIELD INDEPENDENT SCHOOL DISTRICT

Fund Disbursement Report for 8/1/2025 through 8/31/2025

<u>DATE PAID</u>	<u>NAME</u>	<u>ITEM DESCRIPTION</u>	<u>AMOUNT</u>
199 - GENERAL OPERATING			
8/19/2025	ALMANZA, RENE	TRAVEL, TRAINING & SUBSISTENCE	71.22
8/19/2025	ALPHAGRAPHICS, SORITA ENTERPRISE	MISCELLANEOUS OPERATING COSTS	375.00
8/19/2025	AMAZON CAPITAL SERVICES INC	GENERAL SUPPLIES	11,093.83
8/19/2025	AMAZON CAPITAL SERVICES INC	MISCELLANEOUS OPERATING COSTS	160.73
8/19/2025	AMAZON CAPITAL SERVICES INC	READING/REF MATERIALS/DATABASE	269.65
8/19/2025	AMAZON CAPITAL SERVICES INC	REFRESHMENTS/FOOD FOR MEETINGS	116.86
8/19/2025	AMAZON CAPITAL SERVICES INC	TESTING MATERIALS	227.00
8/19/2025	AMERICAN HEART ASSOCIATION, INC	TRAVEL, TRAINING & SUBSISTENCE	255.90
8/19/2025	APODACA, MATTHEW	MISCELLANEOUS CONTRACTED SERVIC	1,800.00
8/19/2025	ARTA TRAVEL	TRAVEL, TRAINING & SUBSISTENCE	466.96
8/19/2025	ASSOCIATION OF SCHOOL BUSINESS OFFICI	TRAVEL, TRAINING & SUBSISTENCE	849.00
8/19/2025	ATTORNEY GENERAL OF TEXAS	TRAVEL, TRAINING & SUBSISTENCE	400.00
8/19/2025	AWARD CENTER	MISCELLANEOUS CONTRACTED SERVIC	8.44
8/19/2025	B&G SIGNS	MISCELLANEOUS CONTRACTED SERVIC	77.00
8/19/2025	B&H PHOTO-VIDEO-PRO-AUDIO	GENERAL SUPPLIES	359.16
8/19/2025	BAND SHOPPE	GENERAL SUPPLIES	1,281.90
8/19/2025	BELL, TROY	MEMBERSHIPS	200.00
8/19/2025	BELL, TROY	TRAVEL, TRAINING & SUBSISTENCE	749.00
8/19/2025	BOCAL MAJORITY BASSOON CAMP, LLC	GENERAL SUPPLIES	115.00
8/19/2025	BONEBRAKE, BRADLEY	MEMBERSHIPS	65.00
8/19/2025	BONEBRAKE, BRADLEY	TRAVEL, TRAINING & SUBSISTENCE	351.00
8/19/2025	BONEBRAKE, STEPHANIE	MEMBERSHIPS	65.00
8/19/2025	BRACKETT & ELLIS, PC	TRAVEL, TRAINING & SUBSISTENCE	100.00
8/19/2025	BROOKS, LAMEDRA	TECHNOLOGY EQUIPMENT <\$5000	350.00
8/19/2025	BURLEY, DELDRICK	TRAVEL, TRAINING & SUBSISTENCE	173.44
8/19/2025	BUSINESS ESSENTIALS, CMBC INVESTMENT	GENERAL SUPPLIES	878.83
8/19/2025	CADENZA STRATEGY GROUP LLC, TIMOTHY C	SOFTWARE SUBSCRIPTIONS	11,443.00
8/19/2025	CAPERS, JOSEPH	MISCELLANEOUS CONTRACTED SERVIC	1,100.00
8/19/2025	CAPTURING KIDS HEARTS, FLIPPEN GROUP	MISCELLANEOUS CONTRACTED SERVIC	1,180.00
8/19/2025	CAPTURING KIDS HEARTS, FLIPPEN GROUP	READING/REF MATERIALS/DATABASE	12,810.00
8/19/2025	CARAHSOFT TECHNOLOGY CORPORATION	MEMBERSHIPS	965.15
8/19/2025	CAREER AND TECHNICAL ASSOCIATION OF T	MISCELLANEOUS OPERATING COSTS	800.00
8/19/2025	CAROLINA BIOLOGICAL SPLY CO	GENERAL SUPPLIES	377.42
8/19/2025	CDW GOVERNMENT	GENERAL SUPPLIES	967.47
8/19/2025	CDW GOVERNMENT	MISCELLANEOUS CONTRACTED SERVIC	15,424.38
8/19/2025	CDW GOVERNMENT	TECHNOLOGY EQUIPMENT <\$5000	223,312.85
8/19/2025	CENTURY HVAC DISTRIBUTING, L.P.	OTHER SUPPLIES FOR M&O	35.79
8/19/2025	CHARMS, CUTTIME LLC	SOFTWARE SUBSCRIPTIONS	12,648.00
8/19/2025	CHICK-FIL-A #01021, N WALNUT CREEK	REFRESHMENTS/FOOD FOR MEETINGS	258.00
8/19/2025	CIDI LABS, LLC	SOFTWARE SUBSCRIPTIONS	1,806.00
8/19/2025	CITY OF MANSFIELD, UTILITIES	UTILITIES - WATER	6,890.91
8/19/2025	CNP/SEAL TEX, INC	OTHER SUPPLIES FOR M&O	626.00
8/19/2025	COFFMAN, REBECCA	TRAVEL, TRAINING & SUBSISTENCE	600.12
8/19/2025	COMPLETE SUPPLY, INC	GENERAL SUPPLIES	786.88
8/19/2025	CONTRACTORS BACKFLOW, INC	CONTRACTED MAINTENANCE AND REP	22,829.00
8/19/2025	COSTA VIDA FRESH MEXICAN GRILL	REFRESHMENTS/FOOD FOR MEETINGS	473.67
8/19/2025	CROWN LIFT TRUCKS	CONTRACTED MAINTENANCE AND REP	2,310.63
8/19/2025	CROWN LIFT TRUCKS	MISCELLANEOUS CONTRACTED SERVIC	432.00
8/19/2025	DALLAS ISD GRAPHICS DEPARTMENT	MISCELLANEOUS CONTRACTED SERVIC	16.75
8/19/2025	DAYDREAM PHOTOGRAPHY LLC	MISCELLANEOUS CONTRACTED SERVIC	725.00
8/19/2025	DAZZARKLE LLC	MISCELLANEOUS CONTRACTED SERVIC	210.00
8/19/2025	DIGITAL PRESS	MISCELLANEOUS CONTRACTED SERVIC	1,912.75
8/19/2025	DRAMATISTS PLAY SERVICE INC	GENERAL SUPPLIES	300.00
8/19/2025	DRAMATISTS PLAY SERVICE INC	MISCELLANEOUS OPERATING COSTS	520.00
8/19/2025	DREAM RANCH OFFICE SUPPLIES	GENERAL SUPPLIES	2,433.96

MANSFIELD INDEPENDENT SCHOOL DISTRICT

Fund Disbursement Report for 8/1/2025 through 8/31/2025

<u>DATE PAID</u>	<u>NAME</u>	<u>ITEM DESCRIPTION</u>	<u>AMOUNT</u>
199 - GENERAL OPERATING			
8/19/2025	EARTHWORKS INC	CONTRACTED MAINTENANCE AND REP	51,356.00
8/19/2025	EDPUZZLE, INC.	SOFTWARE SUBSCRIPTIONS	3,977.00
8/19/2025	ESCOVEDO, KRISTEN	MISCELLANEOUSCONTRACTED SERVIC	510.00
8/19/2025	FASTSIGNS 10303	MISCELLANEOUSCONTRACTED SERVIC	2,221.21
8/19/2025	GENUINE PARTS COMPANY-NAPA	CONTRACTED MAINTENANCE AND REP	1,003.80
8/19/2025	GENUINE PARTS COMPANY-NAPA	GASOLINE AND OTHER FUELS OR VE	1,654.98
8/19/2025	GENUINE PARTS COMPANY-NAPA	OTHER SUPPLIES FOR M&O	506.62
8/19/2025	GENUINE PARTS COMPANY-NAPA	SOFTWARE SUBSCRIPTIONS	6,833.30
8/19/2025	GENUINE PARTS COMPANY-NAPA	VEHICLE PARTS & SUPPLIES	14,313.43
8/19/2025	GLASZCZAK, AMY	TRAVEL, TRAINING & SUBSISTENCE	171.04
8/19/2025	GOT SPIRIT LLC	GENERAL SUPPLIES	2,027.50
8/19/2025	GOT SPIRIT LLC	MISCELLANEOUSCONTRACTED SERVIC	726.75
8/19/2025	GOT SPIRIT LLC	RENTALS-OPERATING LEASES	250.75
8/19/2025	GOT YOU COVERED WORK WEAR & UNIFORM	GENERAL SUPPLIES	2,929.00
8/19/2025	GREAM, ASHLEY	MEMBERSHIPS	65.00
8/19/2025	HOFFMAN, ANNA	MEMBERSHIPS	65.00
8/19/2025	HOFFMAN, ANNA	TRAVEL, TRAINING & SUBSISTENCE	821.00
8/19/2025	HOFFNER, KRISTEN	MEMBERSHIPS	65.00
8/19/2025	HOFFNER, KRISTEN	TRAVEL, TRAINING & SUBSISTENCE	689.00
8/19/2025	IDISSMISS LLC	SOFTWARE SUBSCRIPTIONS	299.00
8/19/2025	IMAGINE LEARNING LLC	SBITA PRINCIPAL PAYMENT	283,599.00
8/19/2025	IXL LEARNING, INC	SOFTWARE SUBSCRIPTIONS	16,187.50
8/19/2025	J W PEPPER & SON, INC	GENERAL SUPPLIES	316.00
8/19/2025	JERRY'S GENERAL AUTOMOTIVE INC	CONTRACTED MAINTENANCE AND REP	3,536.62
8/19/2025	JET SECURITY LLC	MISCELLANEOUSCONTRACTED SERVIC	5,280.00
8/19/2025	JH GROUP LLC	CONTRACTED MAINTENANCE AND REP	9,141.00
8/19/2025	KAMI, NOTABLE INC	SOFTWARE SUBSCRIPTIONS	745.00
8/19/2025	KLEEN-AIR FILTER SERVICE & SALES	OTHER SUPPLIES FOR M&O	4,832.04
8/19/2025	LAKESHORE LEARNING MATERIALS LLC	GENERAL SUPPLIES	1,186.49
8/19/2025	LAWN PATROL SERVICE, INC	CONTRACTED MAINTENANCE AND REP	55,984.25
8/19/2025	LAWSON, ALLISON	TRAVEL, TRAINING & SUBSISTENCE	88.11
8/19/2025	LEA PARK & PLAY, INC.	CONTRACTED MAINTENANCE AND REP	13,223.08
8/19/2025	LONGHORN, INC.	OTHER SUPPLIES FOR M&O	1,029.69
8/19/2025	LOWE'S COMPANIES, INC	GENERAL SUPPLIES	264.41
8/19/2025	LOWE'S COMPANIES, INC	OTHER SUPPLIES FOR M&O	1,463.17
8/19/2025	LUDLOW, WILLIAM	TRAVEL, TRAINING & SUBSISTENCE	829.00
8/19/2025	MARTIN, SARAH	TRAVEL, TRAINING & SUBSISTENCE	69.76
8/19/2025	MATH TEACHERS PRESS, INC	GENERAL SUPPLIES	1,279.08
8/19/2025	MATH TEACHERS PRESS, INC	READING/REF MATERIALS/DATABASE	528.00
8/19/2025	MR. C SERVICES	CONTRACTED MAINTENANCE AND REP	100.00
8/19/2025	MULLINS, ERIC	MEMBERSHIPS	65.00
8/19/2025	MULLINS, ERIC	TRAVEL, TRAINING & SUBSISTENCE	755.39
8/19/2025	MYERS, KARYN	MEMBERSHIPS	65.00
8/19/2025	NEXTGEN SECURITY LLC	CONTRACTED MAINTENANCE AND REP	845.47
8/19/2025	OCASIO, ALBERTO	MEMBERSHIPS	265.00
8/19/2025	OCASIO, ALBERTO	TRAVEL, TRAINING & SUBSISTENCE	629.00
8/19/2025	ODP BUSINESS SOLUTIONS LLC, OFFICE DEF	GENERAL SUPPLIES	784.41
8/19/2025	OLSON, JULIE	TRAVEL, TRAINING & SUBSISTENCE	87.93
8/19/2025	O'REILLY AUTO PARTS, O'REILLY AUTO LLC	VEHICLE PARTS & SUPPLIES	276.41
8/19/2025	PARAGON SPORTS CONSTRUCTORS LLC	DEFERRED EXPENDITURES/EXPENSES	0.00
8/19/2025	PENDER'S MUSIC COMPANY	GENERAL SUPPLIES	191.00
8/19/2025	PETROLEUM TRADERS CORPORATION	GASOLINE AND OTHER FUELS OR VE	33,013.68
8/19/2025	PINNACLE MEDICAL MANAGEMENT	PROFESSIONAL SERVICES	1,235.00
8/19/2025	PIZARRO DELGADO, CARMEN	MEMBERSHIPS	65.00
8/19/2025	PLAYSCRIPTS, INC	GENERAL SUPPLIES	256.45

MANSFIELD INDEPENDENT SCHOOL DISTRICT

Fund Disbursement Report for 8/1/2025 through 8/31/2025

<u>DATE PAID</u>	<u>NAME</u>	<u>ITEM DESCRIPTION</u>	<u>AMOUNT</u>
199 - GENERAL OPERATING			
8/19/2025	PLAYSCRIPTS, INC	MISCELLANEOUS OPERATING COSTS	255.00
8/19/2025	POCKET NURSE	GENERAL SUPPLIES	480.77
8/19/2025	POWELL, JOSH	MEMBERSHIPS	65.00
8/19/2025	PRECISION BUSINESS MACHINES, INC	GENERAL SUPPLIES	934.95
8/19/2025	PYRAMID SCHOOL PRODUCTS	INVENTORY - WAREHOUSE SUPPLIES	345.40
8/19/2025	R&H PARTS AND SERVICE INC	GENERAL SUPPLIES	831.67
8/19/2025	READYMADE MUSIC LLC	SOFTWARE SUBSCRIPTIONS	365.00
8/19/2025	REALLY GOOD STUFF, LLC	GENERAL SUPPLIES	749.12
8/19/2025	REGION 4 ESC	EDUCATION SERVICE CENTER SERVI	110.00
8/19/2025	RILEY, MARK	MEMBERSHIPS	65.00
8/19/2025	ROBERTS, KENDALL	TRAVEL, TRAINING & SUBSISTENCE	98.05
8/19/2025	ROE, CHARLES	MEMBERSHIPS	50.00
8/19/2025	ROE, CHARLES	TRAVEL, TRAINING & SUBSISTENCE	640.20
8/19/2025	ROSA'S CAFE & TORTILLA FACTORY LTD.	REFRESHMENTS/FOOD FOR MEETINGS	285.52
8/19/2025	RUSSELL, WADE	MEMBERSHIPS	200.00
8/19/2025	RUSSELL, WADE	TRAVEL, TRAINING & SUBSISTENCE	218.00
8/19/2025	SAFETY-KLEEN	CONTRACTED MAINTENANCE AND REP	487.77
8/19/2025	SALDANA, SARAH	MEMBERSHIPS	200.00
8/19/2025	SALDANA, SARAH	TRAVEL, TRAINING & SUBSISTENCE	716.00
8/19/2025	SALINAS, VANESA	TRAVEL, TRAINING & SUBSISTENCE	524.30
8/19/2025	SCENARIO LEARNING LLC	DEFERRED EXPENDITURES/EXPENSES	0.00
8/19/2025	SCENARIO LEARNING LLC	SOFTWARE SUBSCRIPTIONS	24,711.20
8/19/2025	SCHOOL SPECIALTY, LLC	GENERAL SUPPLIES	1,228.88
8/19/2025	SHARP BUSINESS SYSTEMS	RENTALS-OPERATING LEASES	1,258.29
8/19/2025	SHAW BROS WELDING	CONTRACTED MAINTENANCE AND REP	4,950.00
8/19/2025	SHELINBARGER, GLEN	TRAVEL, TRAINING & SUBSISTENCE	215.00
8/19/2025	SHELTON, KATI	MEMBERSHIPS	65.00
8/19/2025	SHERWIN-WILLIAMS 6732-3883-8-7528	OTHER SUPPLIES FOR M&O	98.59
8/19/2025	SIEGEL, CASEY	TRAVEL, TRAINING & SUBSISTENCE	503.80
8/19/2025	SOLIANT HEALTH	PROFESSIONAL SERVICES	192.00
8/19/2025	SOLIS, CHAD	MEMBERSHIPS	65.00
8/19/2025	SOLUTION TREE	MISCELLANEOUS CONTRACTED SERVIC	7,100.00
8/19/2025	SOLUTION TREE	TRAVEL, TRAINING & SUBSISTENCE	2,307.00
8/19/2025	SPOTTER STAFFING	PROFESSIONAL SERVICES	240.00
8/19/2025	SPRING CREEK BARBEQUE #2 LTD	REFRESHMENTS/FOOD FOR MEETINGS	178.45
8/19/2025	STAPLES ADVANTAGE	GENERAL SUPPLIES	13,790.61
8/19/2025	STAPLES ADVANTAGE	REFRESHMENTS/FOOD FOR MEETINGS	54.76
8/19/2025	STUDENT CONDUCTOR, INC	GENERAL SUPPLIES	75.00
8/19/2025	STUDENT CONDUCTOR, INC	SOFTWARE SUBSCRIPTIONS	2,550.00
8/19/2025	STUDIES WEEKLY, INC.	READING/REF MATERIALS/DATABASE	19,972.80
8/19/2025	TAHPERD	TRAVEL, TRAINING & SUBSISTENCE	340.00
8/19/2025	TEACHER SYNERGY LLC	GENERAL SUPPLIES	103.19
8/19/2025	TEXAS AIRSYSTEMS, LLC	OTHER SUPPLIES FOR M&O	2,397.00
8/19/2025	TEXAS ASSOCIATION OF SCHOOL BUSINESS	TRAVEL, TRAINING & SUBSISTENCE	335.00
8/19/2025	TEXAS ASSOCIATION FOR THE GIFTED & TAL	MEMBERSHIPS	4,320.00
8/19/2025	TEXAS ASSOCIATION OF SCHOOL BOARDS, II	MEMBERSHIPS	7,900.00
8/19/2025	TEXAS DEPT OF PUBLIC SAFETY	MISCELLANEOUS OPERATING COSTS	75.00
8/19/2025	TEXAS ELEM PRIN & SUPR ASSOC, TEP	MEMBERSHIPS	293.00
8/19/2025	TEXAS FOREIGN LANGUAGE ASSOCIATION	MEMBERSHIPS	40.00
8/19/2025	TRANE, ACCT #8162331	OTHER SUPPLIES FOR M&O	5,059.26
8/19/2025	TRIPLE C FENCE	CONTRACTED MAINTENANCE AND REP	16,412.00
8/19/2025	UNIFIRST HOLDINGS, INC	RENTALS-OPERATING LEASES	316.43
8/19/2025	UNITED REFRIGERATION INC	OTHER SUPPLIES FOR M&O	665.40
8/19/2025	VRIJ, MAXIME	MEMBERSHIPS	65.00
8/19/2025	VRIJ, MAXIME	TRAVEL, TRAINING & SUBSISTENCE	560.66

MANSFIELD INDEPENDENT SCHOOL DISTRICT

Fund Disbursement Report for 8/1/2025 through 8/31/2025

<u>DATE PAID</u>	<u>NAME</u>	<u>ITEM DESCRIPTION</u>	<u>AMOUNT</u>
199 - GENERAL OPERATING			
8/19/2025	WARD, HANNAH	TRAVEL, TRAINING & SUBSISTENCE	526.20
8/19/2025	WILLIAMS, DONALD	TRAVEL, TRAINING & SUBSISTENCE	411.98
8/19/2025	WOOD, NATHAN	MEMBERSHIPS	200.00
8/19/2025	WOOD, NATHAN	TRAVEL, TRAINING & SUBSISTENCE	493.00
8/19/2025	WRIGHT, FRANCESCA	MEMBERSHIPS	65.00
8/19/2025	YORK, MEGAN	MISCELLANEOUS CONTRACTED SERVICE	2,250.00
8/21/2025	ABC WRECKER SERVICE	MISCELLANEOUS CONTRACTED SERVICE	310.00
8/21/2025	AMAZON CAPITAL SERVICES INC	GENERAL SUPPLIES	10,302.39
8/21/2025	AMAZON CAPITAL SERVICES INC	MISCELLANEOUS OPERATING COSTS	65.96
8/21/2025	AMAZON CAPITAL SERVICES INC	READING/REF MATERIALS/DATABASE	511.19
8/21/2025	AMAZON CAPITAL SERVICES INC	REFRESHMENTS/FOOD FOR MEETINGS	53.73
8/21/2025	APPLE INC.	TECHNOLOGY EQUIPMENT <\$5000	508.00
8/21/2025	AT&T MOBILITY	UTILITIES - TELEPHONE	3,290.39
8/21/2025	CDW GOVERNMENT	TECHNOLOGY EQUIPMENT <\$5000	818.19
8/21/2025	CENTURY HVAC DISTRIBUTING, L.P.	OTHER SUPPLIES FOR M&O	388.03
8/21/2025	CHICK-FIL-A #01021, N WALNUT CREEK	REFRESHMENTS/FOOD FOR MEETINGS	1,519.30
8/21/2025	CLEAR CHANNEL OUTDOOR LLC, CLEAR CHA	MISCELLANEOUS OPERATING COSTS	2,299.00
8/21/2025	COMMERCIAL RECORDER	STATUTORILY REQ PUBLIC NOTICE	345.80
8/21/2025	CONCORD THEATRICALS CORP	GENERAL SUPPLIES	225.00
8/21/2025	CONCORD THEATRICALS CORP	MISCELLANEOUS OPERATING COSTS	200.00
8/21/2025	CONCORD THEATRICALS CORP	RENTALS-OPERATING LEASES	450.00
8/21/2025	DEMCO INC	GENERAL SUPPLIES	232.78
8/21/2025	DIR TELECOMMUNICATIONS SERVICES DIVIS	UTILITIES - TELEPHONE	1.21
8/21/2025	DISCOUNT TIRE/AMERICA'S TIRE, REINALT-TI	VEHICLE PARTS & SUPPLIES	433.10
8/21/2025	DRAMATIC PUBLISHING	GENERAL SUPPLIES	-300.00
8/21/2025	DRAMATIC PUBLISHING	MISCELLANEOUS OPERATING COSTS	-520.00
8/21/2025	DRAMATISTS PLAY SERVICE INC	GENERAL SUPPLIES	395.00
8/21/2025	DRAMATISTS PLAY SERVICE INC	MISCELLANEOUS OPERATING COSTS	390.00
8/21/2025	DREAM RANCH OFFICE SUPPLIES	GENERAL SUPPLIES	1,431.01
8/21/2025	EDUCATIONAL SERVICE SOLUTIONS	CONTRACTED MAINTENANCE AND REP	8,664.00
8/21/2025	EPIC WATERS MUSIC FESTIVAL, BRAD WHITE	TRAVEL AND SUBSISTENCE - STUDE	100.00
8/21/2025	EVANS, RISHONE	TRAVEL, TRAINING & SUBSISTENCE	102.26
8/21/2025	FLINN SCIENTIFIC, INC	GENERAL SUPPLIES	1,209.80
8/21/2025	FRONTLINE TECHNOLOGIES, INC	MISCELLANEOUS CONTRACTED SERVICE	2,500.00
8/21/2025	GENUINE PARTS COMPANY-NAPA	CONTRACTED MAINTENANCE AND REP	932.10
8/21/2025	GENUINE PARTS COMPANY-NAPA	GASOLINE AND OTHER FUELS OR VE	30.17
8/21/2025	GENUINE PARTS COMPANY-NAPA	OTHER SUPPLIES FOR M&O	16.94
8/21/2025	GENUINE PARTS COMPANY-NAPA	VEHICLE PARTS & SUPPLIES	2,469.09
8/21/2025	GOT SPIRIT LLC	GENERAL SUPPLIES	205.50
8/21/2025	GRAINGER	GENERAL SUPPLIES	71.41
8/21/2025	HOME DEPOT PRO SUPPLY WORKS	GENERAL SUPPLIES	245.04
8/21/2025	IDISSMISS LLC	SOFTWARE SUBSCRIPTIONS	299.00
8/21/2025	JONES SCHOOL SUPPLY	MISCELLANEOUS OPERATING COSTS	315.00
8/21/2025	KIMBROUGH, ASHLEY SAGE	MISCELLANEOUS CONTRACTED SERVICE	2,200.00
8/21/2025	KINGS III EMERGENCY COMMS, KINGS III OF /	UTILITIES - TELEPHONE	207.75
8/21/2025	LEAD4WARD, LLC	SOFTWARE SUBSCRIPTIONS	750.00
8/21/2025	LEARNING A-Z LLC	SOFTWARE SUBSCRIPTIONS	248.00
8/21/2025	LONGHORN, INC.	OTHER SUPPLIES FOR M&O	13.67
8/21/2025	LOWE'S COMPANIES, INC	OTHER SUPPLIES FOR M&O	737.00
8/21/2025	MCGRAW HILL LLC	SOFTWARE SUBSCRIPTIONS	4,770.00
8/21/2025	NATIONAL SPEECH AND DEBATE ASSOCIATIC	MEMBERSHIPS	149.00
8/21/2025	NATIONAL RECRUITING CONSULTANTS, LLC	PROFESSIONAL SERVICES	3,611.00
8/21/2025	NATIONAL WHOLESALE SUPPLY INC	OTHER SUPPLIES FOR M&O	65.01
8/21/2025	ODP BUSINESS SOLUTIONS LLC, OFFICE DEF	GENERAL SUPPLIES	183.49
8/21/2025	OLEN WILLIAMS INC	CONTRACTED MAINTENANCE AND REP	1,000.00

MANSFIELD INDEPENDENT SCHOOL DISTRICT

Fund Disbursement Report for 8/1/2025 through 8/31/2025

<u>DATE PAID</u>	<u>NAME</u>	<u>ITEM DESCRIPTION</u>	<u>AMOUNT</u>
199 - GENERAL OPERATING			
8/21/2025	ORIENTAL TRADING COMPANY, INC	GENERAL SUPPLIES	88.21
8/21/2025	PETROLEUM TRADERS CORPORATION	GASOLINE AND OTHER FUELS OR VE	17,725.80
8/21/2025	PITNEY BOWES, INC, 20848793	RENTALS-OPERATING LEASES	1,546.59
8/21/2025	PRECISION BUSINESS MACHINES, INC	CONTRACTED MAINTENANCE AND REP	584.90
8/21/2025	PRECISION BUSINESS MACHINES, INC	GENERAL SUPPLIES	653.67
8/21/2025	REALLY GOOD STUFF, LLC	GENERAL SUPPLIES	95.00
8/21/2025	REGION 11 ESC	DEFERRED EXPENDITURES/EXPENSES	0.00
8/21/2025	REGION 11 ESC	EDUCATION SERVICE CENTER SERVI	475.00
8/21/2025	REGION 4 ESC	EDUCATION SERVICE CENTER SERVI	55.00
8/21/2025	RUSH TRUCK CENTERS OF TX, LP	CONTRACTED MAINTENANCE AND REP	0.00
8/21/2025	RUSH TRUCK CENTERS OF TX, LP	OTHER REVENUES FROM LOCAL SOUR	0.00
8/21/2025	SCHOOL SPECIALTY, LLC	FURNITURE	2,068.08
8/21/2025	SCHOOL SPECIALTY, LLC	GENERAL SUPPLIES	89.40
8/21/2025	SECURED MOBILITY LLC, MICHAEL P LARANA	GENERAL SUPPLIES	484.43
8/21/2025	SHERWIN-WILLIAMS 6732-3883-8-7528	OTHER SUPPLIES FOR M&O	149.22
8/21/2025	SITEONE LANDSCAPE SUPPLY, LLC	OTHER SUPPLIES FOR M&O	102.85
8/21/2025	SOUTHERN TIRE MART	VEHICLE PARTS & SUPPLIES	4,601.80
8/21/2025	SOUTHWEST INTERNATIONAL TRUCKS, INC	CONTRACTED MAINTENANCE AND REP	264.00
8/21/2025	STAPLES ADVANTAGE	GENERAL SUPPLIES	7,155.27
8/21/2025	STEVE WEISS MUSIC INC	GENERAL SUPPLIES	1,827.95
8/21/2025	STUDENT CONDUCTOR, INC	GENERAL SUPPLIES	225.00
8/21/2025	STUDENT CONDUCTOR, INC	SOFTWARE SUBSCRIPTIONS	2,125.00
8/21/2025	TEMPERATURE CONTROL SYSTEMS, INC, KEI	OTHER SUPPLIES FOR M&O	824.00
8/21/2025	TEXAS ACADEMIC DECATHLON	TRAVEL AND SUBSISTENCE - STUDE	4,500.00
8/21/2025	TEXAS ASSOCIATION OF SCHOOL ADMINISTR	MEMBERSHIPS	936.08
8/21/2025	TEXAS ASSOCIATION OF SCHOOL ADMINISTR	TRAVEL, TRAINING & SUBSISTENCE	900.00
8/21/2025	TOTAL MAINTENANCE SOLUTIONS, TMS SOU	OTHER SUPPLIES FOR M&O	1,015.72
8/21/2025	TRANE, ACCT #8162331	OTHER SUPPLIES FOR M&O	531.06
8/26/2025	ALLEGRO APPAREL AND PLAQUES, LLC.	MISCELLANEOUSCONTRACTED SERVIC	2,648.50
8/26/2025	AMAZON CAPITAL SERVICES INC	GENERAL SUPPLIES	13,225.14
8/26/2025	AMAZON CAPITAL SERVICES INC	MISCELLANEOUS OPERATING COSTS	111.06
8/26/2025	AMAZON CAPITAL SERVICES INC	READING/REF MATERIALS/DATABASE	1,856.68
8/26/2025	AMAZON CAPITAL SERVICES INC	TECHNOLOGY EQUIPMENT<\$5000	305.88
8/26/2025	AMERICAN BEARING CO	OTHER SUPPLIES FOR M&O	274.64
8/26/2025	AMN HEALTHCARE, AMN ALLIED SERV	PROFESSIONAL SERVICES	440.33
8/26/2025	APPLE INC.	SOFTWARE SUBSCRIPTIONS	38,500.00
8/26/2025	APPLE INC.	TECHNOLOGY EQUIPMENT<\$5000	3,342.00
8/26/2025	AWARD CENTER	MISCELLANEOUSCONTRACTED SERVIC	4.80
8/26/2025	B&H PHOTO-VIDEO-PRO-AUDIO	GENERAL SUPPLIES	453.60
8/26/2025	BOCAL MAJORITY BASSOON CAMP, LLC	GENERAL SUPPLIES	240.00
8/26/2025	BUSINESS ESSENTIALS, CMBC INVESTMENT	GENERAL SUPPLIES	406.55
8/26/2025	CAPSTONE, COUGHLAN COMPAN	SOFTWARE SUBSCRIPTIONS	1,399.00
8/26/2025	CAREER AND TECHNICAL ASSOCIATION OF T	MEMBERSHIPS	175.00
8/26/2025	CAROLINA BIOLOGICAL SPLY CO	GENERAL SUPPLIES	559.24
8/26/2025	CDW GOVERNMENT	TECHNOLOGY EQUIPMENT<\$5000	5,994.00
8/26/2025	CENTURY HVAC DISTRIBUTING, L.P.	OTHER SUPPLIES FOR M&O	366.48
8/26/2025	CESCO INC	TECHNOLOGY EQUIPMENT<\$5000	329.00
8/26/2025	CITIBANK	DEFERRED EXPENDITURES/EXPENSES	0.00
8/26/2025	CITIBANK	GENERAL SUPPLIES	1,136.96
8/26/2025	CITIBANK	INVENTORY - WAREHOUSE SUPPLIES	1,910.40
8/26/2025	CITIBANK	MISCELLANEOUS OPERATING COSTS	1,285.53
8/26/2025	CITIBANK	OTHER SUPPLIES FOR M&O	172.86
8/26/2025	CITIBANK	REFRESHMENTS/FOOD FOR MEETINGS	8,241.27
8/26/2025	CITIBANK	TESTING MATERIALS	16.00
8/26/2025	CITIBANK	TRAVEL AND SUBSISTENCE - STUDE	17.32

MANSFIELD INDEPENDENT SCHOOL DISTRICT

Fund Disbursement Report for 8/1/2025 through 8/31/2025

<u>DATE PAID</u>	<u>NAME</u>	<u>ITEM DESCRIPTION</u>	<u>AMOUNT</u>
199 - GENERAL OPERATING			
8/26/2025	CITIBANK	TRAVEL, TRAINING & SUBSISTENCE	18,466.97
8/26/2025	CLASSIC TURF EQUIPMENT	OTHER SUPPLIES FOR M&O	29.62
8/26/2025	CNP/SEAL TEX, INC	OTHER SUPPLIES FOR M&O	45.00
8/26/2025	COMMUNICATIONS PLUS, INC.	CONTRACTED MAINTENANCE AND REP	8,257.53
8/26/2025	COMPLETE SUPPLY, INC	GENERAL SUPPLIES	32.85
8/26/2025	COMPLETE SUPPLY, INC	INVENTORY - WAREHOUSE SUPPLIES	2,942.00
8/26/2025	CONCORD THEATRICALS CORP	GENERAL SUPPLIES	1,423.60
8/26/2025	CONCORD THEATRICALS CORP	MISCELLANEOUS OPERATING COSTS	2,310.00
8/26/2025	CONCORD THEATRICALS CORP	RENTALS-OPERATING LEASES	1,832.13
8/26/2025	CORNELIUS, AIDEN	MISCELLANEOUS CONTRACTED SERVIC	1,825.00
8/26/2025	DALLAS ISD GRAPHICS DEPARTMENT	MISCELLANEOUS CONTRACTED SERVIC	33.50
8/26/2025	DELTAMATH SOLUTIONS INC	SOFTWARE SUBSCRIPTIONS	1,530.00
8/26/2025	DREAM RANCH OFFICE SUPPLIES	GENERAL SUPPLIES	2,068.80
8/26/2025	ELLIOTT ELECTRIC SUPPLY INC	OTHER SUPPLIES FOR M&O	38.94
8/26/2025	EVERWAY HOLDCO, LLC, EVERWAY LLC	SOFTWARE SUBSCRIPTIONS	1,659.92
8/26/2025	GENUINE PARTS COMPANY-NAPA	GASOLINE AND OTHER FUELS OR VE	130.30
8/26/2025	GENUINE PARTS COMPANY-NAPA	OTHER SUPPLIES FOR M&O	465.01
8/26/2025	GENUINE PARTS COMPANY-NAPA	VEHICLE PARTS & SUPPLIES	11,670.49
8/26/2025	GOMEZ FLOOR COVERING, INC (GFC)	CONTRACTED MAINTENANCE AND REP	43,680.00
8/26/2025	GOT SPIRIT LLC	GENERAL SUPPLIES	729.00
8/26/2025	GOVCONNECTION INC	GENERAL SUPPLIES	229.33
8/26/2025	HEGGERTY PHONEMIC, LITERACY RESOUR	GENERAL SUPPLIES	840.00
8/26/2025	HEGGERTY PHONEMIC, LITERACY RESOUR	SOFTWARE SUBSCRIPTIONS	3,560.00
8/26/2025	HIRED HANDS, INC	MISCELLANEOUS CONTRACTED SERVIC	4,582.00
8/26/2025	HOME DEPOT PRO SUPPLY WORKS	GENERAL SUPPLIES	27.50
8/26/2025	IDISSMISS LLC	SOFTWARE SUBSCRIPTIONS	299.00
8/26/2025	IML SECURITY SUPPLY, INTERMOUNTAIN LOC	OTHER SUPPLIES FOR M&O	8,250.00
8/26/2025	INTEGRATED SYSTEMS CORPORATION, ISCC	DEFERRED EXPENDITURES/EXPENSES	0.00
8/26/2025	INTEGRATED SYSTEMS CORPORATION, ISCC	SBITA PRINCIPAL PAYMENT	218,538.00
8/26/2025	IXL LEARNING, INC	TRAVEL, TRAINING & SUBSISTENCE	95.00
8/26/2025	J W PEPPER & SON, INC	GENERAL SUPPLIES	32.54
8/26/2025	JERRY'S GENERAL AUTOMOTIVE INC	CONTRACTED MAINTENANCE AND REP	738.08
8/26/2025	JET SECURITY LLC	MISCELLANEOUS CONTRACTED SERVIC	2,640.00
8/26/2025	KONA ICE OF LAKE ARLINGTON, BIG KONAS I	REFRESHMENTS/FOOD FOR MEETINGS	1,400.00
8/26/2025	LAKESHORE LEARNING MATERIALS LLC	GENERAL SUPPLIES	293.52
8/26/2025	LENNOX INDUSTRIES INC	OTHER SUPPLIES FOR M&O	473.60
8/26/2025	LONGHORN, INC.	OTHER SUPPLIES FOR M&O	403.42
8/26/2025	LOWE'S COMPANIES, INC	OTHER SUPPLIES FOR M&O	766.06
8/26/2025	MANSFIELD GAS & EXHAUST	CONTRACTED MAINTENANCE AND REP	203.50
8/26/2025	MANSFIELD OIL COMPANY, OF GAINESVILLE	TRAVEL, TRAINING & SUBSISTENCE	76.23
8/26/2025	MARKS PLUMBING PARTS	OTHER SUPPLIES FOR M&O	2,687.20
8/26/2025	MATHEWS, ETHAN	MISCELLANEOUS CONTRACTED SERVIC	880.00
8/26/2025	MINIPCR BIO, AMPLYUS LLC	GENERAL SUPPLIES	302.50
8/26/2025	MOBILE COMMUNICATIONS AMERICA INC	GENERAL SUPPLIES	140.00
8/26/2025	MOUSER ELECTRONICS	OTHER SUPPLIES FOR M&O	61.90
8/26/2025	MUSIC AND ARTS CENTER - ATTN: ACCOUNTS	GENERAL SUPPLIES	4,331.10
8/26/2025	MUSIC FIRST LLC	SOFTWARE SUBSCRIPTIONS	5,634.00
8/26/2025	NATIONAL SPEECH AND DEBATE ASSOCIATION	MEMBERSHIPS	229.00
8/26/2025	NATIONAL ASSOC FOR GIFTED CHILDREN	TRAVEL, TRAINING & SUBSISTENCE	549.00
8/26/2025	NRH2O MUSIC FESTIVALS, BRAD WHITE MUS	TRAVEL AND SUBSISTENCE - STUDEN	100.00
8/26/2025	NWEA	DEFERRED EXPENDITURES/EXPENSES	0.00
8/26/2025	NWEA	SOFTWARE SUBSCRIPTIONS	3,123.75
8/26/2025	ODP BUSINESS SOLUTIONS LLC, OFFICE DEF	GENERAL SUPPLIES	1,139.22
8/26/2025	O'REILLY AUTO PARTS, O'REILLY AUTO LLC	VEHICLE PARTS & SUPPLIES	692.48
8/26/2025	ORIENTAL TRADING COMPANY, INC	MISCELLANEOUS OPERATING COSTS	217.66

MANSFIELD INDEPENDENT SCHOOL DISTRICT

Fund Disbursement Report for 8/1/2025 through 8/31/2025

<u>DATE PAID</u>	<u>NAME</u>	<u>ITEM DESCRIPTION</u>	<u>AMOUNT</u>
199 - GENERAL OPERATING			
8/26/2025	PERMA-BOUND BOOKS	READING/REF MATERIALS/DATABASE	122.25
8/26/2025	PETROLEUM TRADERS CORPORATION	GASOLINE AND OTHER FUELS OR VE	34,310.93
8/26/2025	PLANO OFFICE SUPPLY CO	GENERAL SUPPLIES	116.10
8/26/2025	PRECISION BUSINESS MACHINES, INC	GENERAL SUPPLIES	311.77
8/26/2025	PRIDE OF TEXAS MUSIC FESTIVALS	TRAVEL AND SUBSISTENCE - STUDE	660.00
8/26/2025	PYRAMID SCHOOL PRODUCTS	INVENTORY - WAREHOUSE SUPPLIES	793.82
8/26/2025	REGION 11 ESC	EDUCATION SERVICE CENTER SERVI	3,000.00
8/26/2025	SCHOOL SPECIALTY, LLC	GENERAL SUPPLIES	2,143.40
8/26/2025	SCRIPPS NATIONAL SPELLING BEE	MISCELLANEOUS OPERATING COSTS	1,445.50
8/26/2025	SHERWIN-WILLIAMS 6732-3883-8-7528	OTHER SUPPLIES FOR M&O	51.25
8/26/2025	SOLIANT HEALTH	PROFESSIONAL SERVICES	4,327.50
8/26/2025	SOLUTION TREE	TRAVEL, TRAINING & SUBSISTENCE	1,538.00
8/26/2025	SOUTHERN TIRE MART	VEHICLE PARTS & SUPPLIES	588.38
8/26/2025	SPIRIT WORX	GENERAL SUPPLIES	807.03
8/26/2025	SPOTTER STAFFING	PROFESSIONAL SERVICES	2,400.00
8/26/2025	STAPLES ADVANTAGE	GENERAL SUPPLIES	1,705.22
8/26/2025	UNITED COOPERATIVE SERVICES, DBA	UTILITIES - ELECTRICITY	29,354.61
8/26/2025	WILLIAM V. MACGILL & CO.	GENERAL SUPPLIES	18.08
8/28/2025	A-1 CLEANERS INC	MISCELLANEOUS CONTRACTED SERVIC	2,789.18
8/28/2025	ACCURATE LEAK AND LINE	CONTRACTED MAINTENANCE AND REP	7,750.00
8/28/2025	ALL SEASON SPORTS LLC	CONTRACTED MAINTENANCE AND REP	350.00
8/28/2025	AMAZON CAPITAL SERVICES INC	GENERAL SUPPLIES	5,306.14
8/28/2025	AMAZON CAPITAL SERVICES INC	MISCELLANEOUS OPERATING COSTS	313.72
8/28/2025	AMAZON CAPITAL SERVICES INC	READING/REF MATERIALS/DATABASE	93.70
8/28/2025	AMAZON CAPITAL SERVICES INC	TEXTBOOKS	299.00
8/28/2025	ARTA TRAVEL	TRAVEL, TRAINING & SUBSISTENCE	1,895.91
8/28/2025	BARNES & NOBLE BOOKSELLERS INC	READING/REF MATERIALS/DATABASE	95.20
8/28/2025	BEN E. KEITH COMPANY	GENERAL SUPPLIES	1,626.42
8/28/2025	BETHESDA WATER SUPPLY CORP	UTILITIES - WATER	4,261.40
8/28/2025	BIRDVILLE BAND BOOSTERS, INC.	TRAVEL AND SUBSISTENCE - STUDE	350.00
8/28/2025	BLICK ART MATERIALS, LLC	GENERAL SUPPLIES	155.99
8/28/2025	BRADY INDUSTRIES OF TEXAS LLC	INVENTORY - WAREHOUSE SUPPLIES	1,190.20
8/28/2025	BROADWAY DALLAS, INC.	MISCELLANEOUS OPERATING COSTS	300.00
8/28/2025	BUSINESS ESSENTIALS, CMBC INVESTMENT	GENERAL SUPPLIES	68.25
8/28/2025	CAROLINA BIOLOGICAL SPLY CO	GENERAL SUPPLIES	1,289.20
8/28/2025	CARROLL, TRACY	MEMBERSHIPS	65.00
8/28/2025	CENTURY HVAC DISTRIBUTING, L.P.	OTHER SUPPLIES FOR M&O	14.46
8/28/2025	CITY OF MANSFIELD, UTILITIES	UTILITIES - WATER	16,701.64
8/28/2025	CLASSIC TURF EQUIPMENT	OTHER SUPPLIES FOR M&O	3,443.25
8/28/2025	COMMUNICATIONS PLUS, INC.	CONTRACTED MAINTENANCE AND REP	1,403.85
8/28/2025	DEMCO INC	FURNITURE, EQUIPMENT & SOFTWARE	5,482.28
8/28/2025	DEMCO INC	GENERAL SUPPLIES	361.53
8/28/2025	DREAM RANCH OFFICE SUPPLIES	GENERAL SUPPLIES	3,142.11
8/28/2025	EVANS, RISHONE	TRAVEL, TRAINING & SUBSISTENCE	178.08
8/28/2025	FEDEX, 1577-9067-6	POSTAGE	58.30
8/28/2025	FITNESS FINDERS INC	GENERAL SUPPLIES	438.75
8/28/2025	FITNESS FINDERS INC	SOFTWARE SUBSCRIPTIONS	169.95
8/28/2025	FLINN SCIENTIFIC, INC	GENERAL SUPPLIES	117.60
8/28/2025	GATLIN, JINNEY	MEMBERSHIPS	65.00
8/28/2025	GENUINE PARTS COMPANY-NAPA	GASOLINE AND OTHER FUELS OR VE	91.56
8/28/2025	GENUINE PARTS COMPANY-NAPA	OTHER SUPPLIES FOR M&O	177.09
8/28/2025	GENUINE PARTS COMPANY-NAPA	VEHICLE PARTS & SUPPLIES	2,680.82
8/28/2025	GRAINGER	INVENTORY - WAREHOUSE SUPPLIES	1,837.50
8/28/2025	GRAINGER	OTHER SUPPLIES FOR M&O	187.52
8/28/2025	HERMANSON, ELIZABETH	TRAVEL, TRAINING & SUBSISTENCE	837.07

MANSFIELD INDEPENDENT SCHOOL DISTRICT

Fund Disbursement Report for 8/1/2025 through 8/31/2025

<u>DATE PAID</u>	<u>NAME</u>	<u>ITEM DESCRIPTION</u>	<u>AMOUNT</u>
199 - GENERAL OPERATING			
8/28/2025	HOME DEPOT PRO SUPPLY WORKS	GENERAL SUPPLIES	95.82
8/28/2025	KMP GRAPHICS	MISCELLANEOUSCONTRACTED SERVIC	1,218.94
8/28/2025	KOETTER FIRE PROTECTION, LLC	CONTRACTED MAINTENANCE AND REP	24,170.00
8/28/2025	LAKESHORE LEARNING MATERIALS LLC	GENERAL SUPPLIES	142.48
8/28/2025	LONGHORN, INC.	OTHER SUPPLIES FOR M&O	732.50
8/28/2025	LOPEZ, CARLOS	MEMBERSHIPS	200.00
8/28/2025	LOPEZ, CARLOS	TRAVEL, TRAINING & SUBSISTENCE	218.00
8/28/2025	LOWE'S COMPANIES, INC	GENERAL SUPPLIES	37.80
8/28/2025	LOWE'S COMPANIES, INC	OTHER SUPPLIES FOR M&O	512.64
8/28/2025	MAMA'S PIZZA	REFRESHMENTS/FOOD FOR MEETINGS	278.00
8/28/2025	MCQUADE, GABRIEL	MEMBERSHIPS	65.00
8/28/2025	MOBILE COMMUNICATIONS AMERICA INC	CONTRACTED MAINTENANCE AND REP	40.00
8/28/2025	MOBILE COMMUNICATIONS AMERICA INC	GENERAL SUPPLIES	350.00
8/28/2025	NATIONAL RECRUITING CONSULTANTS, LLC	PROFESSIONAL SERVICES	1,479.00
8/28/2025	NEMA 3 ELECTRIC, INC	MISCELLANEOUSCONTRACTED SERVIC	18,979.00
8/28/2025	NOVO STAFFING, P20 PARENT INC	PROFESSIONAL SERVICES	3,931.42
8/28/2025	NRH2O MUSIC FESTIVALS, BRAD WHITE MUS	TRAVEL AND SUBSISTENCE - STUDE	150.00
8/28/2025	ODP BUSINESS SOLUTIONS LLC, OFFICE DEF	GENERAL SUPPLIES	26.63
8/28/2025	OLEN WILLIAMS INC	CONTRACTED MAINTENANCE AND REP	620.00
8/28/2025	O'REILLY AUTO PARTS, O'REILLY AUTO LLC	VEHICLE PARTS & SUPPLIES	343.72
8/28/2025	PERFECTION LEARNING CORP	TEXTBOOKS	265.03
8/28/2025	PERKINS SCHOOL FOR THE BLIND/PERKINS F	GENERAL SUPPLIES	58.10
8/28/2025	PETROLEUM TRADERS CORPORATION	GASOLINE AND OTHER FUELS OR VE	17,792.90
8/28/2025	PINNACLE MEDICAL MANAGEMENT	PROFESSIONAL SERVICES	590.00
8/28/2025	PLANO OFFICE SUPPLY CO	GENERAL SUPPLIES	109.88
8/28/2025	PRECISION BUSINESS MACHINES, INC	GENERAL SUPPLIES	435.78
8/28/2025	PRIDE OF TEXAS MUSIC FESTIVALS	TRAVEL AND SUBSISTENCE - STUDE	165.00
8/28/2025	PROSHRED NORTH TEXAS, P&G DAVIS LLC	MISCELLANEOUSCONTRACTED SERVIC	345.00
8/28/2025	QUALITY SOUND AND COMMUNICATIONS INC	CONTRACTED MAINTENANCE AND REP	1,812.26
8/28/2025	R&H PARTS AND SERVICE INC	GENERAL SUPPLIES	3,027.50
8/28/2025	RAMBO, AMANDA	MEMBERSHIPS	65.00
8/28/2025	REGION 4 ESC	DEFERRED EXPENDITURES/EXPENSES	0.00
8/28/2025	REGION 4 ESC	EDUCATION SERVICE CENTER SERVI	1,830.00
8/28/2025	ROBERTS, BENJAMIN	MEMBERSHIPS	50.00
8/28/2025	ROBERTS, BENJAMIN	TRAVEL, TRAINING & SUBSISTENCE	784.00
8/28/2025	RUDDICK, JACQUELINE	MEMBERSHIPS	195.00
8/28/2025	RUDDICK, JACQUELINE	TRAVEL, TRAINING & SUBSISTENCE	218.00
8/28/2025	SCHOOL NURSE SUPPLY, INC	GENERAL SUPPLIES	269.06
8/28/2025	SCHOOL SPECIALTY, LLC	GENERAL SUPPLIES	1,024.54
8/28/2025	SCRIPPS NATIONAL SPELLING BEE	MISCELLANEOUS OPERATING COSTS	619.50
8/28/2025	SECURED MOBILITY LLC, MICHAEL P LARANA	GENERAL SUPPLIES	1,338.95
8/28/2025	SHERWIN-WILLIAMS 6732-3883-8-7528	OTHER SUPPLIES FOR M&O	115.60
8/28/2025	SHIFFLER EQUIPMENT SALES, INC	OTHER SUPPLIES FOR M&O	-516.38
8/28/2025	SOCIAL STUDIES SCHOOL SERVICE	SOFTWARE SUBSCRIPTIONS	483.57
8/28/2025	SOLUTION TREE	TRAVEL, TRAINING & SUBSISTENCE	769.00
8/28/2025	STAPLES ADVANTAGE	GENERAL SUPPLIES	3,861.97
8/28/2025	SUNDANCE EVENTS	RENTALS-OPERATING LEASES	737.60
8/28/2025	TARRANT COUNTY TAX OFFICE	MISCELLANEOUS OPERATING COSTS	564.50
8/28/2025	TEMPERATURE CONTROL SYSTEMS, INC, KEI	OTHER SUPPLIES FOR M&O	1,199.00
8/28/2025	TEX TECH ENVIRONMENTAL, INC	CONTRACTED MAINTENANCE AND REP	3,000.00
8/28/2025	TEXAS AIRSYSTEMS, LLC	OTHER SUPPLIES FOR M&O	4,209.00
8/28/2025	TEXAS ASSOCIATION OF SCHOOL BOARDS, II	PROFESSIONAL SERVICES	265.00
8/28/2025	TEXAS ASSOCIATION OF SCHOOL ADMINISTR	MEMBERSHIPS	324.00
8/28/2025	TEXAS ASSOC OF SECONDARY SCHOOL PRI	MEMBERSHIPS	235.00
8/28/2025	TEXAS ASSOC OF SCHOOL BOARDS RISK MC	MISCELLANEOUSCONTRACTED SERVIC	8,800.00

MANSFIELD INDEPENDENT SCHOOL DISTRICT

Fund Disbursement Report for 8/1/2025 through 8/31/2025

<u>DATE PAID</u>	<u>NAME</u>	<u>ITEM DESCRIPTION</u>	<u>AMOUNT</u>
199 - GENERAL OPERATING			
8/28/2025	TEXAS COUNCIL FOR THE SOCIAL STUDIES	TRAVEL, TRAINING & SUBSISTENCE	1,535.00
8/28/2025	TEXAS ELEM PRIN & SUPR ASSOC, TEP SA	MEMBERSHIPS	1,222.00
8/28/2025	TEXAS IRRIGATION SUPPLY	OTHER SUPPLIES FOR M&O	354.16
8/28/2025	TEXAS OVERHEAD DOOR LLC, PASSCO	CONTRACTED MAINTENANCE AND REP	250.00
8/28/2025	TEXAS SCHOOL PUB REL ASSOC	MEMBERSHIPS	510.00
8/28/2025	TEXAS SCIENCE EDUCATION	MEMBERSHIPS	40.00
8/28/2025	TEXAS SKYWARD USER GROUP	TRAVEL, TRAINING & SUBSISTENCE	1,875.00
8/28/2025	TEXAS THESPIANS	MEMBERSHIPS	100.00
8/28/2025	TRANE, ACCT #8162331	OTHER SUPPLIES FOR M&O	1,675.22
8/28/2025	TRESONA MULTIMEDIA, LLC	MISCELLANEOUS CONTRACTED SERVIC	1,390.00
8/28/2025	TRIPLE C FENCE	CONTRACTED MAINTENANCE AND REP	1,790.00
8/28/2025	TXU ENERGY RETAIL COMPANY LLC, VISTRA	UTILITIES - ELECTRICITY	412,402.40
8/28/2025	UNIFIRST HOLDINGS, INC	RENTALS-OPERATING LEASES	308.35
8/28/2025	UNITED REFRIGERATION INC	OTHER SUPPLIES FOR M&O	3,873.53
8/28/2025	USBANDS, BD PERFRMG ARTS	TRAVEL AND SUBSISTENCE - STUDE	1,500.00
8/28/2025	VERITIV OPERATING CO.	GENERAL SUPPLIES	363.00
8/28/2025	VERITIV OPERATING CO.	INVENTORY - WAREHOUSE SUPPLIES	5,073.60
8/28/2025	WEST COAST PUBLISHING, INC	READING/REF MATERIALS/DATABASE	214.50
8/28/2025	WESTERN - BRW PAPER CO, OVOL USA	GENERAL SUPPLIES	12,636.46
8/28/2025	WHOLESALE ELECTRIC SUPPLY COMPANY, II	OTHER SUPPLIES FOR M&O	2,646.25
8/28/2025	WILLIAM V. MACGILL & CO.	GENERAL SUPPLIES	1,202.15
8/28/2025	WINSTON WATER COOLER OF FT WORTH	OTHER SUPPLIES FOR M&O	1,962.91
8/28/2025	WOODARD BUILDERS SUPPLY	OTHER SUPPLIES FOR M&O	1,120.00
199 - GENERAL OPERATING			5,312,116.95
211 - ESEA TITLE I; IMPROVING BASIC			
8/1/2025	BOUND TO STAY BOUND BOOKS INC	READING/REF MATERIALS/DATABASE	3,389.40
8/4/2025	CATAPULT LEARNING WEST, LLC	MISCELLANEOUS CONTRACTED SERVIC	1,937.60
8/5/2025	CAPTURING KIDS HEARTS, FLIPPEN GROUP	MISCELLANEOUS CONTRACTED SERVIC	25,500.00
8/5/2025	TRS	TEACHER RETIREMENT	25,914.05
8/5/2025	WALLER, SARAH	MISCELLANEOUS CONTRACTED SERVIC	1,250.00
8/7/2025	AMAZON CAPITAL SERVICES INC	READING/REF MATERIALS/DATABASE	1,054.40
8/7/2025	CAPTURING KIDS HEARTS, FLIPPEN GROUP	MISCELLANEOUS CONTRACTED SERVIC	4,500.00
8/7/2025	FULLER, KIMBERLY	TRAVEL, TRAINING & SUBSISTENCE	932.56
8/7/2025	KAGAN PROFESSIONAL DEVELOPMENT	GENERAL SUPPLIES	2,601.88
8/7/2025	KAGAN PROFESSIONAL DEVELOPMENT	MISCELLANEOUS CONTRACTED SERVIC	9,409.12
8/12/2025	FOLLETT CONTENT SOLUTIONS, LLC, BOOKS	READING/REF MATERIALS/DATABASE	4,472.58
8/12/2025	LEA DEVERS LEAD EDUCATIONAL SERVICES	MISCELLANEOUS CONTRACTED SERVIC	3,000.00
8/12/2025	LEA DEVERS LEAD EDUCATIONAL SERVICES	READING/REF MATERIALS/DATABASE	950.00
8/12/2025	SOLUTION TREE	MISCELLANEOUS CONTRACTED SERVIC	7,100.00
8/12/2025	STAPLES ADVANTAGE	GENERAL SUPPLIES	476.41
8/14/2025	AMAZON CAPITAL SERVICES INC	GENERAL SUPPLIES	99.99
8/14/2025	AMAZON CAPITAL SERVICES INC	READING/REF MATERIALS/DATABASE	947.69
8/14/2025	FOLLETT CONTENT SOLUTIONS, LLC, BOOKS	READING/REF MATERIALS/DATABASE	734.68
8/14/2025	HANLON, VANESSA	TRAVEL, TRAINING & SUBSISTENCE	218.00
8/14/2025	MAXIMIZING LIFE LLC, JAMES WOMACK	MISCELLANEOUS CONTRACTED SERVIC	11,823.00
8/14/2025	SCHOOL SPECIALTY, LLC	GENERAL SUPPLIES	76.96
8/14/2025	STEPS TO LITERACY, LLC	READING/REF MATERIALS/DATABASE	23,891.19
8/14/2025	TECHTERRA EDUCATION	TECHNOLOGY EQUIPMENT<\$5000	14,693.81
8/19/2025	AMAZON CAPITAL SERVICES INC	READING/REF MATERIALS/DATABASE	818.80
8/19/2025	B&B COMMERCIAL PRINTING	MISCELLANEOUS CONTRACTED SERVIC	440.00
8/19/2025	COFFMAN, REBECCA	TRAVEL, TRAINING & SUBSISTENCE	1,250.73
8/19/2025	LEAD4WARD, LLC	MEMBERSHIPS	850.00
8/19/2025	LEARNING A-Z LLC	SOFTWARE SUBSCRIPTIONS	1,240.00
8/19/2025	MORRISON, JANEENE	TRAVEL, TRAINING & SUBSISTENCE	151.48

MANSFIELD INDEPENDENT SCHOOL DISTRICT

Fund Disbursement Report for 8/1/2025 through 8/31/2025

<u>DATE PAID</u>	<u>NAME</u>	<u>ITEM DESCRIPTION</u>	<u>AMOUNT</u>
211 - ESEA TITLE I; IMPROVING BASIC			
8/19/2025	RENAISSANCE LEARNING, INC	SOFTWARE SUBSCRIPTIONS	5,482.50
8/19/2025	SOLUTION TREE	TRAVEL, TRAINING & SUBSISTENCE	1,538.00
8/19/2025	STAPLES ADVANTAGE	GENERAL SUPPLIES	679.40
8/19/2025	STUDENT CONDUCTOR, INC	SOFTWARE SUBSCRIPTIONS	1,811.50
8/19/2025	WALLER, SARAH	MISCELLANEOUS CONTRACTED SERVIC	1,250.00
8/19/2025	ZANER-BLOSER EDUCATIONAL PUBLISHER, II	GENERAL SUPPLIES	16,518.48
8/21/2025	AMAZON CAPITAL SERVICES INC	GENERAL SUPPLIES	195.94
8/21/2025	AMAZON CAPITAL SERVICES INC	READING/REF MATERIALS/DATABASE	4.74
8/21/2025	LEAD YOUR SCHOOL	MISCELLANEOUS CONTRACTED SERVIC	12,900.00
8/26/2025	AMAZON CAPITAL SERVICES INC	GENERAL SUPPLIES	1,918.96
8/26/2025	AMAZON CAPITAL SERVICES INC	READING/REF MATERIALS/DATABASE	974.66
8/26/2025	APPLE INC.	GENERAL SUPPLIES	629.00
8/26/2025	BLOOKET LLC	SOFTWARE SUBSCRIPTIONS	1,800.00
8/26/2025	CAPSTONE, COUGHLAN COMPAN	SOFTWARE SUBSCRIPTIONS	1,399.00
8/26/2025	CITIBANK	REFRESHMENTS/FOOD FOR MEETINGS	364.82
8/26/2025	CITIBANK	TRAVEL, TRAINING & SUBSISTENCE	4,550.22
8/26/2025	NWEA	SOFTWARE SUBSCRIPTIONS	931.00
8/26/2025	SCHOOL SPECIALTY, LLC	GENERAL SUPPLIES	961.00
8/28/2025	AMAZON CAPITAL SERVICES INC	GENERAL SUPPLIES	1,679.07
8/28/2025	EDPUZZLE, INC.	SOFTWARE SUBSCRIPTIONS	2,500.00
8/28/2025	IXL LEARNING, INC	SOFTWARE SUBSCRIPTIONS	12,925.00
8/28/2025	NWEA	SOFTWARE SUBSCRIPTIONS	992.25
8/28/2025	REGION 4 ESC	EDUCATION SERVICE CENTER SERVI	860.00
8/28/2025	REGION 4 ESC	READING/REF MATERIALS/DATABASE	0.00
211 - ESEA TITLE I; IMPROVING BASIC			222,589.87
224 - IDEA-B FORMULA			
8/5/2025	ALICIA WOODS AUDIOLOGY LLC	PROFESSIONAL SERVICES	420.00
8/5/2025	TRS	TEACHER RETIREMENT	35,355.20
8/12/2025	EVERWAY HOLDCO, LLC, EVERWAY LLC	SOFTWARE SUBSCRIPTIONS	49,859.40
8/26/2025	APPLE INC.	TECHNOLOGY EQUIPMENT <\$5000	6,979.50
8/26/2025	SUNBELT STAFFING, LLC	PROFESSIONAL SERVICES	1,800.00
224 - IDEA-B FORMULA			94,414.10
225 - IDEA-B PRE-SCHOOL			
8/5/2025	TRS	TEACHER RETIREMENT	214.80
225 - IDEA-B PRE-SCHOOL			214.80
240 - CHILD NUTRITION FUND			
8/5/2025	ACUNA, MARIELA	DEFERRED REVENUE	5.90
8/5/2025	AKERELE, DEBORAH	DEFERRED REVENUE	4.70
8/5/2025	ALABI, MOYO	DEFERRED REVENUE	29.60
8/5/2025	BETANCOURT, MICHELLE	DEFERRED REVENUE	1.70
8/5/2025	BINI, PATRICIA	DEFERRED REVENUE	71.05
8/5/2025	CANTU, ERIN	DEFERRED REVENUE	14.00
8/5/2025	DINH, LAN	DEFERRED REVENUE	16.00
8/5/2025	FERGUSON, KATRYNA	DEFERRED REVENUE	56.00
8/5/2025	GENSHEER, MARGARET	DEFERRED REVENUE	30.80
8/5/2025	HEARTLAND PAYMENT SYSTEMS, INC., NUTR	SOFTWARE SUBSCRIPTIONS	4,427.50
8/5/2025	HERNANDEZ, YANCI	DEFERRED REVENUE	20.30
8/5/2025	HO, NHU	DEFERRED REVENUE	32.80
8/5/2025	LABATT FOOD SERVICE	FOOD	3,212.42
8/5/2025	LABATT FOOD SERVICE	INVENTORY - WAREHOUSE SUPPLIES	4,920.92
8/5/2025	LABATT FOOD SERVICE	NON-FOOD	1,417.60

MANSFIELD INDEPENDENT SCHOOL DISTRICT

Fund Disbursement Report for 8/1/2025 through 8/31/2025

<u>DATE PAID</u>	<u>NAME</u>	<u>ITEM DESCRIPTION</u>	<u>AMOUNT</u>
240 - CHILD NUTRITION FUND			
8/5/2025	MELENDEZ, YESICA	DEFERRED REVENUE	16.05
8/5/2025	MOORE, SOFIA	DEFERRED REVENUE	40.05
8/5/2025	NGUYEN, LINH	DEFERRED REVENUE	21.90
8/5/2025	PARTS TOWN, LLC	OTHER SUPPLIES FOR M&O	1,183.02
8/5/2025	PHAM, TRUNG	DEFERRED REVENUE	61.20
8/5/2025	RAMIREZ, SARA	DEFERRED REVENUE	27.50
8/5/2025	SIMMONS, RACHEL	DEFERRED REVENUE	18.10
8/5/2025	STAPLES ADVANTAGE	GENERAL SUPPLIES	130.68
8/5/2025	STERNE, CHARLES	DEFERRED REVENUE	65.60
8/5/2025	TRS	TEACHER RETIREMENT	5,048.00
8/5/2025	WALNUT CREEK FARM	INVENTORY - WAREHOUSE SUPPLIES	46,473.75
8/5/2025	WILKERSON, CELESTINE	DEFERRED REVENUE	11.75
8/12/2025	GOT SPIRIT LLC	MISCELLANEOUSCONTRACTED SERVIC	6,686.00
8/12/2025	KIRBY RESTAURANT SUPPLY	INVENTORY - WAREHOUSE SUPPLIES	7,360.66
8/12/2025	LABATT FOOD SERVICE	FOOD	154,915.10
8/12/2025	LABATT FOOD SERVICE	INVENTORY - WAREHOUSE SUPPLIES	41.45
8/12/2025	LABATT FOOD SERVICE	NON-FOOD	23,027.58
8/12/2025	LENDAN COMMUNICATIONS	MISCELLANEOUSCONTRACTED SERVIC	1,295.00
8/12/2025	MCALISTER'S DELI - THE SAXTON GROUP	REFRESHMENTS/FOOD FOR MEETINGS	3,393.20
8/12/2025	PARTS TOWN, LLC	OTHER SUPPLIES FOR M&O	1,705.96
8/12/2025	SCHWAN'S FOOD SERVICE INC	INVENTORY - WAREHOUSE SUPPLIES	17,774.40
8/12/2025	UTILITY REFRIGERATOR	OTHER SUPPLIES FOR M&O	485.51
8/14/2025	AMAZON CAPITAL SERVICES INC	TECHNOLOGY EQUIPMENT<\$5000	179.98
8/14/2025	APANI SOUTHWEST	INVENTORY - WAREHOUSE SUPPLIES	8,121.60
8/14/2025	BARNES, TIFFANY	DEFERRED REVENUE	10.35
8/14/2025	BASHAM, RACHEL	DEFERRED REVENUE	0.45
8/14/2025	GOVCONNECTION INC	GENERAL SUPPLIES	71.46
8/14/2025	HARMON, STACY	DEFERRED REVENUE	51.15
8/14/2025	HUGIE, APRIL	DEFERRED REVENUE	10.79
8/14/2025	JEAN'S RESTAURANT SUPPLY, TARI INC	FURNITURE, EQUIPMENT & SOFTWAR	18,032.19
8/14/2025	KLEMENT DISTRIBUTION, INC.	FOOD	13,736.00
8/14/2025	LABATT FOOD SERVICE	FOOD	2,218.03
8/14/2025	LABATT FOOD SERVICE	NON-FOOD	1,123.59
8/14/2025	MANSOUR, HIND	DEFERRED REVENUE	5.20
8/14/2025	NGUYEN, JESSICA	DEFERRED REVENUE	13.30
8/14/2025	NWALUSI, OSITA	DEFERRED REVENUE	1.00
8/14/2025	RANZY, ROBIN	DEFERRED REVENUE	8.15
8/14/2025	RICO, RUBY	DEFERRED REVENUE	42.80
8/14/2025	ROWLAND, GABRIELLE	DEFERRED REVENUE	6.85
8/14/2025	SANABRIA, NORA	DEFERRED REVENUE	15.25
8/14/2025	TRAN, TRANG	DEFERRED REVENUE	35.20
8/14/2025	WESTERN - BRW PAPER CO, OVOL USA	GENERAL SUPPLIES	2,394.00
8/19/2025	ACE MART RESTAURANT SUPPLY COMPANY	NON-FOOD	68.99
8/19/2025	AMAZON CAPITAL SERVICES INC	GENERAL SUPPLIES	2,314.27
8/19/2025	AMAZON CAPITAL SERVICES INC	TECHNOLOGY EQUIPMENT<\$5000	174.95
8/19/2025	HARLAND CLARKE CORP.	GENERAL SUPPLIES	2,247.75
8/19/2025	KLEMENT DISTRIBUTION, INC.	FOOD	1,876.24
8/19/2025	LABATT FOOD SERVICE	FOOD	104,007.37
8/19/2025	LABATT FOOD SERVICE	INVENTORY - WAREHOUSE SUPPLIES	93.40
8/19/2025	LABATT FOOD SERVICE	NON-FOOD	10,443.89
8/19/2025	LENDAN COMMUNICATIONS	MISCELLANEOUSCONTRACTED SERVIC	1,295.00
8/19/2025	OAK FARMS, DAIRY FARMERS OF	FOOD	39,484.37
8/19/2025	PARTS TOWN, LLC	OTHER SUPPLIES FOR M&O	398.76
8/19/2025	STAPLES ADVANTAGE	GENERAL SUPPLIES	258.24
8/21/2025	B&H PHOTO-VIDEO-PRO-AUDIO	TECHNOLOGY EQUIPMENT<\$5000	842.69

MANSFIELD INDEPENDENT SCHOOL DISTRICT

Fund Disbursement Report for 8/1/2025 through 8/31/2025

<u>DATE PAID</u>	<u>NAME</u>	<u>ITEM DESCRIPTION</u>	<u>AMOUNT</u>
240 - CHILD NUTRITION FUND			
8/21/2025	FERGUSON, KATRYNA	DEFERRED REVENUE	0.00
8/21/2025	GLOBAL INDUSTRIAL, GLOBAL EQUIP CO	GENERAL SUPPLIES	3,473.56
8/21/2025	LABATT FOOD SERVICE	FOOD	1,422.97
8/21/2025	LABATT FOOD SERVICE	NON-FOOD	1,213.99
8/21/2025	OAK FARMS, DAIRY FARMERS OF	FOOD	37,736.94
8/21/2025	PARTS TOWN, LLC	OTHER SUPPLIES FOR M&O	1,199.29
8/26/2025	AMAZON CAPITAL SERVICES INC	GENERAL SUPPLIES	66.52
8/26/2025	CITIBANK	DEFERRED EXPENDITURES/EXPENSES	0.00
8/26/2025	CITIBANK	FOOD	132.28
8/26/2025	CITIBANK	MISCELLANEOUS OPERATING COSTS	784.98
8/26/2025	GOT SPIRIT LLC	MISCELLANEOUSCONTRACTED SERVIC	7,032.00
8/26/2025	KLEMENT DISTRIBUTION, INC.	FOOD	3,629.84
8/26/2025	LABATT FOOD SERVICE	FOOD	94,236.00
8/26/2025	LABATT FOOD SERVICE	INVENTORY - WAREHOUSE SUPPLIES	2,091.41
8/26/2025	LABATT FOOD SERVICE	NON-FOOD	13,318.67
8/26/2025	OAK FARMS, DAIRY FARMERS OF	FOOD	13,027.28
8/26/2025	PILGRIM'S PRIDE CORPORATION	INVENTORY - WAREHOUSE SUPPLIES	58,165.12
8/26/2025	TYSON FOODS, INC	INVENTORY - WAREHOUSE SUPPLIES	49,462.56
8/28/2025	AMAZON CAPITAL SERVICES INC	GENERAL SUPPLIES	413.55
8/28/2025	LABATT FOOD SERVICE	FOOD	108,812.99
8/28/2025	LABATT FOOD SERVICE	NON-FOOD	13,773.15
8/28/2025	OAK FARMS, DAIRY FARMERS OF	FOOD	37,707.37
8/28/2025	PARTS TOWN, LLC	OTHER SUPPLIES FOR M&O	149.10
240 - CHILD NUTRITION FUND			941,476.58
242 - SUMMER FEEDING TDA			
8/5/2025	TRS	TEACHER RETIREMENT	961.63
242 - SUMMER FEEDING TDA			961.63
244 - CAREER & TECHNOLOGY BASIC GRAN			
8/5/2025	TRS	TEACHER RETIREMENT	741.90
244 - CAREER & TECHNOLOGY BASIC (741.90
255 - TITLE II, PART A: TEA/PRIN TRA			
8/5/2025	TRS	TEACHER RETIREMENT	4,575.44
255 - TITLE II, PART A: TEA/PRIN TRA			4,575.44
263 - TITLE III, PART A, LIMITED ENG			
8/5/2025	TRS	TEACHER RETIREMENT	2,558.01
8/12/2025	REGION XX ESC	TRAVEL, TRAINING & SUBSISTENCE	1,950.00
8/12/2025	SEIDLITZ EDUCATION, LLC	GENERAL SUPPLIES	19,958.00
8/12/2025	SEIDLITZ EDUCATION, LLC	MISCELLANEOUSCONTRACTED SERVIC	4,000.00
263 - TITLE III, PART A, LIMITED ENG			28,466.01
265 - 21ST CENTURY GRANT			
8/5/2025	TRS	TEACHER RETIREMENT	16,865.44
265 - 21ST CENTURY GRANT			16,865.44
289 - LEP PROGRAM			
8/1/2025	VERNIER SCIENCE EDUCATION	GENERAL SUPPLIES	919.00
8/5/2025	TRS	TEACHER RETIREMENT	260.37
8/26/2025	APPLE INC.	GENERAL SUPPLIES	629.50
289 - LEP PROGRAM			1,808.87

MANSFIELD INDEPENDENT SCHOOL DISTRICT

Fund Disbursement Report for 8/1/2025 through 8/31/2025

<u>DATE PAID</u>	<u>NAME</u>	<u>ITEM DESCRIPTION</u>	<u>AMOUNT</u>
410 - STATE TEXTBOOK FUND			
8/1/2025	XELLO	TEXTBOOKS	0.00
8/4/2025	XELLO	TEXTBOOKS	-114,922.91
8/5/2025	MANDARIN MATRIX INC	SOFTWARE SUBSCRIPTIONS	11,250.00
8/14/2025	LINGCO LANGUAGE LABS INC	SOFTWARE SUBSCRIPTIONS	8,894.20
		410 - STATE TEXTBOOK FUND	-94,778.71
429 - MISC STATE GRANTS			
8/5/2025	TRS	TEACHER RETIREMENT	149.11
		429 - MISC STATE GRANTS	149.11
461 - CAMPUS ACTIVITY FUND			
8/1/2025	GENUINE PARTS COMPANY-NAPA	GENERAL SUPPLIES	32.62
8/4/2025	GLOBAL ASSET	MISCELLANEOUSCONTRACTED SERVIC	68.57
8/4/2025	MCCALL, KATHRYN	MISCELLANEOUSCONTRACTED SERVIC	300.00
8/5/2025	RALLY SPORTSWEAR	DEFERRED EXPENDITURES/EXPENSES	0.00
8/5/2025	RALLY SPORTSWEAR	MISCELLANEOUS OPERATING COSTS	1,364.75
8/5/2025	TRS	TEACHER RETIREMENT	1,166.80
8/7/2025	GOT SPIRIT LLC	DEFERRED EXPENDITURES/EXPENSES	0.00
8/7/2025	GOT SPIRIT LLC	MISCELLANEOUS OPERATING COSTS	769.00
8/7/2025	SCHOOL MATE	DEFERRED EXPENDITURES/EXPENSES	0.00
8/7/2025	SCHOOL MATE	GENERAL SUPPLIES	425.50
8/7/2025	VISUAL IMPACT SPECIALTIES	DEFERRED EXPENDITURES/EXPENSES	0.00
8/7/2025	VISUAL IMPACT SPECIALTIES	GENERAL SUPPLIES	1,188.00
8/12/2025	GOT SPIRIT LLC	DEFERRED EXPENDITURES/EXPENSES	0.00
8/12/2025	GOT SPIRIT LLC	MISCELLANEOUS OPERATING COSTS	4,230.00
8/12/2025	SECURED MOBILITY LLC, MICHAEL P LARANA	GENERAL SUPPLIES	540.43
8/12/2025	TOP OF TEXAS PHOTOGRAPHY, INC	MISCELLANEOUS OPERATING COSTS	701.25
8/14/2025	AMAZON CAPITAL SERVICES INC	GENERAL SUPPLIES	506.53
8/14/2025	GLOBAL ASSET	MISCELLANEOUSCONTRACTED SERVIC	1.83
8/19/2025	BROPHY COLLEGE PREPATORY	DEFERRED EXPENDITURES/EXPENSES	0.00
8/19/2025	BROPHY COLLEGE PREPATORY	TRAVEL AND SUBSISTENCE - STUDE	1,000.00
8/19/2025	MCNEIL HIGH SCHOOL TRACK AND XC BOOS	DEFERRED EXPENDITURES/EXPENSES	0.00
8/19/2025	MCNEIL HIGH SCHOOL TRACK AND XC BOOS	TRAVEL AND SUBSISTENCE - STUDE	150.00
8/19/2025	SECURED MOBILITY LLC, MICHAEL P LARANA	GENERAL SUPPLIES	139.64
8/21/2025	AMAZON CAPITAL SERVICES INC	GENERAL SUPPLIES	88.01
8/21/2025	EPIC WATERS THEATRE FESTIVAL, BRAD WH	TRAVEL AND SUBSISTENCE - STUDE	100.00
8/21/2025	FUZZY'S, TACO SHOP	DEFERRED EXPENDITURES/EXPENSES	0.00
8/21/2025	FUZZY'S, TACO SHOP	REFRESHMENTS/FOOD FOR MEETINGS	329.90
8/21/2025	TEXAS ASSOC OF STUDENT COUNCILS	MISCELLANEOUS OPERATING COSTS	110.00
8/26/2025	AMAZON CAPITAL SERVICES INC	GENERAL SUPPLIES	2,818.87
8/26/2025	AMAZON CAPITAL SERVICES INC	MISCELLANEOUS OPERATING COSTS	31.98
8/26/2025	AMAZON CAPITAL SERVICES INC	REFRESHMENTS/FOOD FOR MEETINGS	156.14
8/26/2025	CITIBANK	DEFERRED EXPENDITURES/EXPENSES	0.00
8/26/2025	CITIBANK	GENERAL SUPPLIES	0.00
8/26/2025	CITIBANK	REFRESHMENTS/FOOD FOR MEETINGS	620.02
8/26/2025	CITIBANK	TRAVEL AND SUBSISTENCE - STUDE	1,234.79
8/26/2025	CITIBANK	TRAVEL, TRAINING & SUBSISTENCE	401.29
8/26/2025	COCA-COLA SOUTHWEST BEVERAGES LLC	DEFERRED EXPENDITURES/EXPENSES	0.00
8/26/2025	COCA-COLA SOUTHWEST BEVERAGES LLC	REFRESHMENTS/FOOD FOR MEETINGS	7,040.61
8/26/2025	GRAINGER	GENERAL SUPPLIES	205.01
8/26/2025	PRECISION BUSINESS MACHINES, INC	GENERAL SUPPLIES	224.90
8/26/2025	RON CLARK ACADEMY	SOFTWARE SUBSCRIPTIONS	2,600.00
8/26/2025	SCRIPPS NATIONAL SPELLING BEE	MISCELLANEOUS OPERATING COSTS	206.50
8/26/2025	SECURED MOBILITY LLC, MICHAEL P LARANA	DEFERRED EXPENDITURES/EXPENSES	0.00
8/26/2025	SECURED MOBILITY LLC, MICHAEL P LARANA	GENERAL SUPPLIES	4,037.96

MANSFIELD INDEPENDENT SCHOOL DISTRICT

Fund Disbursement Report for 8/1/2025 through 8/31/2025

<u>DATE PAID</u>	<u>NAME</u>	<u>ITEM DESCRIPTION</u>	<u>AMOUNT</u>
461 - CAMPUS ACTIVITY FUND			
8/28/2025	AMAZON CAPITAL SERVICES INC	DEFERRED EXPENDITURES/EXPENSES	0.00
8/28/2025	AMAZON CAPITAL SERVICES INC	GENERAL SUPPLIES	1,352.96
8/28/2025	AMAZON CAPITAL SERVICES INC	READING/REF MATERIALS/DATABASE	121.80
8/28/2025	B&H PHOTO-VIDEO-PRO-AUDIO	GENERAL SUPPLIES	1,065.60
8/28/2025	BEN E. KEITH COMPANY	DEFERRED EXPENDITURES/EXPENSES	0.00
8/28/2025	BEN E. KEITH COMPANY	REFRESHMENTS/FOOD FOR MEETINGS	11,541.00
8/28/2025	BUSINESS ESSENTIALS, CMBC INVESTMENT	GENERAL SUPPLIES	36.16
8/28/2025	CAMPBELL, DYANN	MISCELLANEOUS OPERATING COSTS	100.00
8/28/2025	CDW GOVERNMENT	GENERAL SUPPLIES	397.03
8/28/2025	COCA-COLA SOUTHWEST BEVERAGES LLC	DEFERRED EXPENDITURES/EXPENSES	0.00
8/28/2025	COCA-COLA SOUTHWEST BEVERAGES LLC	REFRESHMENTS/FOOD FOR MEETINGS	8,726.74
8/28/2025	DREAM RANCH OFFICE SUPPLIES	GENERAL SUPPLIES	384.18
8/28/2025	ORIENTAL TRADING COMPANY, INC	GENERAL SUPPLIES	146.11
8/28/2025	RIGGS, HOLLY	MISCELLANEOUS OPERATING COSTS	150.00
8/28/2025	SCRIPPS NATIONAL SPELLING BEE	MISCELLANEOUS OPERATING COSTS	619.50
8/28/2025	WESTERN - BRW PAPER CO, OVOL USA	GENERAL SUPPLIES	840.00
461 - CAMPUS ACTIVITY FUND			58,271.98
492 - FALL 2011 EDUCATION FOUND GRAN			
8/4/2025	GLOBAL ASSET	TECHNOLOGY EQUIPMENT<\$5000	2,567.43
8/14/2025	GLOBAL ASSET	TECHNOLOGY EQUIPMENT<\$5000	68.57
492 - FALL 2011 EDUCATION FOUND GF			2,636.00
599 - DEBT SERVICE FUND			
8/14/2025	UMB BANK, N.A.	INTEREST ON BONDS	17,615,654.25
8/14/2025	US BANK	INTEREST ON BONDS	3,250.00
8/22/2025	UMB BANK, N.A.	OTHER DEBT SERVICE FEES	530.00
599 - DEBT SERVICE FUND			17,619,434.25
617 - 2017 BOND PROGRAM			
8/1/2025	COMMUNICATIONS PLUS, INC.	MISCELLANEOUSCONTRACTED SERVIC	6,905.00
8/1/2025	COMMUNICATIONS PLUS, INC.	TECHNOLOGY EQUIPMENT<\$5000	5,099.00
8/7/2025	AMS OF TEXAS LLC	MISCELLANEOUSCONTRACTED SERVIC	126,203.00
8/7/2025	DOUBLE EAGLE ELECTRIC	MISCELLANEOUSCONTRACTED SERVIC	9,612.00
8/28/2025	HUCKABEE AND ASSOCIATES, INC	BUILDING PURCHASE, CONSTRUCTIO	1,728.22
617 - 2017 BOND PROGRAM			149,547.22
624 - 2024 BOND PROGRAM			
8/1/2025	ATG USA, APPLIED TECHNOLOG	CONSULTING SERVICES	200.00
8/1/2025	CROWN LIFT TRUCKS	MISCELLANEOUSCONTRACTED SERVIC	1,035.00
8/1/2025	FRONTIER WASTE SOLUTIONS, FRONTIER AC	MISCELLANEOUSCONTRACTED SERVIC	2,487.17
8/1/2025	HUCKABEE AND ASSOCIATES, INC	BUILDING PURCHASE, CONSTRUCTIO	1,945,115.03
8/1/2025	LONGHORN BUS SALES	VEHICLES	1,914,408.00
8/1/2025	MOORE SUPPLY COMPANY	GENERAL SUPPLIES	3,805.77
8/1/2025	REEDER GENERAL CONTRACTORS, INC.	BUILDING PURCHASE, CONSTRUCTIO	202,113.58
8/4/2025	ADVANCED TECHNOLOGIES CONSULTANTS,	FURNITURE, EQUIPMENT & SOFTWAR	266,100.00
8/4/2025	CROSSLAND CONTRUCTION COMPANY INC	BUILDING PURCHASE, CONSTRUCTIO	285,161.90
8/4/2025	HUCKABEE AND ASSOCIATES, INC	BUILDING PURCHASE, CONSTRUCTIO	259,840.07
8/4/2025	PRIME SOURCE CONSTRUCTION	CONTRACTED MAINTENANCE AND REP	45,500.00
8/4/2025	RABA KISTNER INC	LAND PURCHASE AND IMPROVEMENT	40,000.00
8/4/2025	REEDER GENERAL CONTRACTORS, INC.	BUILDING PURCHASE, CONSTRUCTIO	384,699.63
8/5/2025	HUDSON BUS SALES LLC	VEHICLES 176	315,134.00
8/5/2025	TEJAS CUTTERS LLC	BUILDING PURCHASE, CONSTRUCTIO	49,900.00
8/5/2025	TEJAS CUTTERS LLC	CONTRACTED MAINTENANCE AND REP	16,122.50

MANSFIELD INDEPENDENT SCHOOL DISTRICT

Fund Disbursement Report for 8/1/2025 through 8/31/2025

<u>DATE PAID</u>	<u>NAME</u>	<u>ITEM DESCRIPTION</u>	<u>AMOUNT</u>
624 - 2024 BOND PROGRAM			
8/5/2025	TRS	TEACHER RETIREMENT	1,311.63
8/7/2025	APPLE INC.	TECHNOLOGY EQUIPMENT<\$5000	952.00
8/7/2025	AUTHERS BUILDING GROUP LLC	BUILDING PURCHASE, CONSTRUCTIO	125,940.68
8/7/2025	BUSINESS INTERIORS	FURNITURE	3,918,552.04
8/7/2025	CDW GOVERNMENT	MISCELLANEOUSCONTRACTED SERVIC	167,702.31
8/7/2025	CDW GOVERNMENT	SBITA PRINCIPAL PAYMENT	225,056.99
8/7/2025	COMMUNICATIONS PLUS, INC.	MISCELLANEOUSCONTRACTED SERVIC	2,250.00
8/7/2025	COMMUNICATIONS PLUS, INC.	TECHNOLOGY EQUIPMENT<\$5000	18,285.00
8/7/2025	LONE STAR FURNISHINGS, LLC	FURNITURE	397,957.30
8/7/2025	LONGHORN BUS SALES	VEHICLES	1,436,961.00
8/7/2025	REEDER GENERAL CONTRACTORS, INC.	BUILDING PURCHASE, CONSTRUCTIO	334,010.29
8/7/2025	TRIPLE C FENCE	BUILDING PURCHASE, CONSTRUCTIO	12,395.00
8/7/2025	TRIPLE C FENCE	CONTRACTED MAINTENANCE AND REP	3,550.00
8/12/2025	LEASOR CRASS, P.C.	LEGAL SERVICES	302.50
8/14/2025	HUCKABEE AND ASSOCIATES, INC	BUILDING PURCHASE, CONSTRUCTIO	4,800.00
8/14/2025	PRIME SOURCE CONSTRUCTION	CONTRACTED MAINTENANCE AND REP	42,400.00
8/14/2025	TERRACON CONSULTANTS, INC	BUILDING PURCHASE, CONSTRUCTIO	2,151.00
8/19/2025	APPLE INC.	TECHNOLOGY EQUIPMENT<\$5000	14,544.00
8/19/2025	BUSINESS INTERIORS	FURNITURE	40,909.04
8/19/2025	CDW GOVERNMENT	MISCELLANEOUSCONTRACTED SERVIC	31,470.00
8/19/2025	CROSSLAND CONTRUCTION COMPANY INC	BUILDING PURCHASE, CONSTRUCTIO	14,000.00
8/19/2025	JH GROUP LLC	CONTRACTED MAINTENANCE AND REP	7,070.00
8/19/2025	LEE LEWIS CONSTRUCTION, INC	BUILDING PURCHASE, CONSTRUCTIO	612,609.68
8/19/2025	TERRACON CONSULTANTS, INC	BUILDING PURCHASE, CONSTRUCTIO	11,400.00
8/19/2025	TEXAS STATE UTILITIES LLC, TSU ONE	MISCELLANEOUSCONTRACTED SERVIC	1,650.00
8/19/2025	TRIPLE C FENCE	BUILDING PURCHASE, CONSTRUCTIO	36,745.00
8/19/2025	WHITE CAP LP	GENERAL SUPPLIES	65.84
8/28/2025	AUTHERS BUILDING GROUP LLC	BUILDING PURCHASE, CONSTRUCTIO	104,519.00
8/28/2025	BANNISTER ENGINEERING LLC	BUILDING PURCHASE, CONSTRUCTIO	15,525.00
8/28/2025	CDW GOVERNMENT	TECHNOLOGY EQUIPMENT<\$5000	1,899.00
8/28/2025	COMMUNICATIONS PLUS, INC.	MISCELLANEOUSCONTRACTED SERVIC	4,930.00
8/28/2025	COMMUNICATIONS PLUS, INC.	TECHNOLOGY EQUIPMENT<\$5000	10,143.00
8/28/2025	CROSSLAND CONTRUCTION COMPANY INC	BUILDING PURCHASE, CONSTRUCTIO	294,200.27
8/28/2025	HUCKABEE AND ASSOCIATES, INC	BUILDING PURCHASE, CONSTRUCTIO	1,924,992.53
8/28/2025	LEE LEWIS CONSTRUCTION, INC	LAND PURCHASE AND IMPROVEMENT	12,487.86
8/28/2025	SUPREME FIXTURE COMPANY, INC.	FURNITURE, EQUIPMENT & SOFTWAR	261,646.18
624 - 2024 BOND PROGRAM			15,827,006.79
698 - CAPITAL PROJECTS-MISC			
8/4/2025	DURO-LAST	BUILDING PURCHASE, CONSTRUCTIO	1,090,706.86
8/7/2025	GOMEZ FLOOR COVERING, INC (GFC)	CONTRACTED MAINTENANCE AND REP	58,596.00
8/7/2025	KOETTER FIRE PROTECTION, LLC	MISCELLANEOUSCONTRACTED SERVIC	4,500.00
8/19/2025	BUCK TERRELL ATHLETICS	MISCELLANEOUSCONTRACTED SERVIC	1,150.00
8/28/2025	GLOBAL SIGNS, INC	MISCELLANEOUSCONTRACTED SERVIC	4,985.00
698 - CAPITAL PROJECTS-MISC			1,159,937.86
711 - OUT OF SCHOOL PROGRAMS-QUEST			
8/1/2025	TEACHER CREATED MATERIALS	GENERAL SUPPLIES	14,959.91
8/5/2025	TRS	TEACHER RETIREMENT	4,235.13
8/7/2025	DREAM RANCH OFFICE SUPPLIES	GENERAL SUPPLIES	754.52
8/12/2025	AMAZON CAPITAL SERVICES INC	GENERAL SUPPLIES	403.88
8/12/2025	CHICK-FIL-A #01021, N WALNUT CREEK	REFRESHMENTS/FOOD FOR MEETINGS	348.00
8/12/2025	LENDAN COMMUNICATIONS	MISCELLANEOUSCONTRACTED SERVIC	790.00
8/12/2025	STAPLES ADVANTAGE	GENERAL SUPPLIES	295.17
8/14/2025	JASON'S DELI, MANSFIELD	REFRESHMENTS/FOOD FOR MEETINGS	397.57

MANSFIELD INDEPENDENT SCHOOL DISTRICT

Fund Disbursement Report for 8/1/2025 through 8/31/2025

<u>DATE PAID</u>	<u>NAME</u>	<u>ITEM DESCRIPTION</u>	<u>AMOUNT</u>
711 - OUT OF SCHOOL PROGRAMS-QUEST			
8/19/2025	AMAZON CAPITAL SERVICES INC	FURNITURE	106.18
8/19/2025	AMAZON CAPITAL SERVICES INC	GENERAL SUPPLIES	351.61
8/19/2025	DREAM RANCH OFFICE SUPPLIES	GENERAL SUPPLIES	792.37
8/21/2025	AMAZON CAPITAL SERVICES INC	FURNITURE	195.99
8/21/2025	AMAZON CAPITAL SERVICES INC	GENERAL SUPPLIES	123.46
8/26/2025	AMAZON CAPITAL SERVICES INC	FURNITURE	8.81
8/26/2025	AMAZON CAPITAL SERVICES INC	GENERAL SUPPLIES	1,540.40
8/26/2025	AMAZON CAPITAL SERVICES INC	READING/REF MATERIALS/DATABASE	143.00
8/26/2025	AMAZON CAPITAL SERVICES INC	REFRESHMENTS/FOOD FOR MEETINGS	89.08
8/26/2025	CITIBANK	DEFERRED EXPENDITURES/EXPENSES	0.00
8/26/2025	CITIBANK	GENERAL SUPPLIES	8.86
8/26/2025	CITIBANK	REFRESHMENTS/FOOD FOR MEETINGS	874.53
8/26/2025	CITIBANK	TRAVEL AND SUBSISTENCE - STUDE	3,516.13
8/28/2025	AMAZON CAPITAL SERVICES INC	GENERAL SUPPLIES	324.63
8/28/2025	AMAZON CAPITAL SERVICES INC	MISCELLANEOUS OPERATING COSTS	116.64
8/28/2025	AMAZON CAPITAL SERVICES INC	READING/REF MATERIALS/DATABASE	5.45
8/28/2025	WESTERN - BRW PAPER CO, OVOL USA	GENERAL SUPPLIES	131.25
711 - OUT OF SCHOOL PROGRAMS-QUI			30,512.57
712 - NATATORIUM			
8/5/2025	FRONTIER WASTE SOLUTIONS, FRONTIER AC	UTILITIES - TRASH	371.35
8/5/2025	LESLIE'S SWIMMING POOL SUPPLIES	GENERAL SUPPLIES	383.97
8/5/2025	REPUBLIC SERVICES INC	UTILITIES - TRASH	101.04
8/5/2025	STAPLES ADVANTAGE	GENERAL SUPPLIES	171.15
8/5/2025	TRS	TEACHER RETIREMENT	679.94
8/7/2025	CITY OF MANSFIELD, UTILITIES	UTILITIES - WATER	3,757.95
8/7/2025	D & J SPORTS	GENERAL SUPPLIES	478.00
8/7/2025	LESLIE'S SWIMMING POOL SUPPLIES	GENERAL SUPPLIES	971.97
8/7/2025	RELIANT METRO CARBONATION, LLC	GENERAL SUPPLIES	243.90
8/7/2025	SERIE, ANDREW	TRAVEL, TRAINING & SUBSISTENCE	2,605.10
8/12/2025	DOMINO'S PIZZA PARENT COMPANY	REFRESHMENTS/FOOD FOR MEETINGS	600.00
8/12/2025	JASON'S DELI, MANSFIELD	REFRESHMENTS/FOOD FOR MEETINGS	197.70
8/12/2025	LOWE'S COMPANIES, INC	GENERAL SUPPLIES	80.63
8/12/2025	RELIANT METRO CARBONATION, LLC	GENERAL SUPPLIES	235.28
8/14/2025	AMAZON CAPITAL SERVICES INC	GENERAL SUPPLIES	122.97
8/14/2025	ATMOS ENERGY	UTILITIES - GAS	162.32
8/19/2025	HUCKABAY, CODY	TRAVEL, TRAINING & SUBSISTENCE	1,660.09
8/19/2025	SERIE, ANDREW	TRAVEL, TRAINING & SUBSISTENCE	2,257.65
8/19/2025	TRABONA, TRENT	TRAVEL, TRAINING & SUBSISTENCE	217.00
8/21/2025	C & P PUMP SERVICES, INC	CONTRACTED MAINTENANCE AND REP	386.00
8/21/2025	COLORADO TIME SYSTEMS, EVERLAST CLIM	GENERAL SUPPLIES	2,417.00
8/21/2025	D & J SPORTS	GENERAL SUPPLIES	624.75
8/21/2025	DREAM RANCH OFFICE SUPPLIES	GENERAL SUPPLIES	589.36
8/21/2025	LESLIE'S SWIMMING POOL SUPPLIES	GENERAL SUPPLIES	21.74
8/21/2025	RELIANT METRO CARBONATION, LLC	GENERAL SUPPLIES	223.20
8/26/2025	CITIBANK	DEFERRED EXPENDITURES/EXPENSES	0.00
8/26/2025	CITIBANK	GENERAL SUPPLIES	0.00
8/26/2025	CITIBANK	MISCELLANEOUS OPERATING COSTS	240.00
8/26/2025	CITIBANK	REFRESHMENTS/FOOD FOR MEETINGS	1,955.88
8/28/2025	RELIANT METRO CARBONATION, LLC	GENERAL SUPPLIES	221.48
8/28/2025	TXU ENERGY RETAIL COMPANY LLC, VISTRA	UTILITIES - ELECTRICITY	11,447.49
712 - NATATORIUM			33,424.91
178			
826 - UIL/DEC			
8/21/2025	GRACE MEDIA, LLC	MISCELLANEOUS CONTRACTED SERVIC	1,050.00

MANSFIELD INDEPENDENT SCHOOL DISTRICT

Fund Disbursement Report for 8/1/2025 through 8/31/2025

<u>DATE PAID</u>	<u>NAME</u>	<u>ITEM DESCRIPTION</u>	<u>AMOUNT</u>
		826 - UIL/DEC	1,050.00
865 - STUDENT ACTIVITY FUND			
8/1/2025	MADISON METROPOLITAN SCHOOL DISTRICT	MISCELLANEOUS OPERATING COSTS	336.00
8/5/2025	TRS	TEACHER RETIREMENT	34.25
8/7/2025	LOWE'S COMPANIES, INC	GENERAL SUPPLIES	62.66
8/7/2025	NASSP, NATIONAL ASSOCIAT	DEFERRED EXPENDITURES/EXPENSES	0.00
8/7/2025	NASSP, NATIONAL ASSOCIAT	MISCELLANEOUS OPERATING COSTS	385.00
8/12/2025	CHEERLEADING COMPANY INC.	DEFERRED EXPENDITURES/EXPENSES	0.00
8/12/2025	CHEERLEADING COMPANY INC.	GENERAL SUPPLIES	9,094.06
8/12/2025	EAN SERVICES, LLC ENTERPRISE RENT A C -	DEFERRED EXPENDITURES/EXPENSES	0.00
8/12/2025	EAN SERVICES, LLC ENTERPRISE RENT A C -	MISCELLANEOUS OPERATING COSTS	489.22
8/12/2025	THOMPSON, SHAWN	OTHER REVENUES FROM LOCAL SOUR	550.00
8/14/2025	CHICK-FIL-A #03011, E BROAD STREET	DEFERRED EXPENDITURES/EXPENSES	0.00
8/14/2025	CHICK-FIL-A #03011, E BROAD STREET	MISCELLANEOUS OPERATING COSTS	958.00
8/14/2025	VAN COUNTRY LLC	DEFERRED EXPENDITURES/EXPENSES	0.00
8/14/2025	VAN COUNTRY LLC	MISCELLANEOUS OPERATING COSTS	353.64
8/19/2025	MCPHERSON, MELISSA	DEFERRED EXPENDITURES/EXPENSES	0.00
8/19/2025	MCPHERSON, MELISSA	MISCELLANEOUSCONTRACTED SERVIC	1,000.00
8/19/2025	SANTORI, AMBER	MISCELLANEOUSCONTRACTED SERVIC	350.00
8/21/2025	CASA MANANA, INC	MISCELLANEOUS OPERATING COSTS	350.00
8/21/2025	COLUMBIA SCHOLASTIC PRESS ASSOCIATIOI	MISCELLANEOUS OPERATING COSTS	740.00
8/21/2025	HALPERNS' STEAK AND SEAFOOD COMPANY	MISCELLANEOUS OPERATING COSTS	334.26
8/21/2025	TEXAS ASSOC OF STUDENT COUNCILS	MISCELLANEOUS OPERATING COSTS	110.00
8/26/2025	AMAZON CAPITAL SERVICES INC	GENERAL SUPPLIES	618.27
8/26/2025	AMAZON CAPITAL SERVICES INC	MISCELLANEOUS OPERATING COSTS	171.14
8/26/2025	BEN E. KEITH COMPANY	DEFERRED EXPENDITURES/EXPENSES	0.00
8/26/2025	BEN E. KEITH COMPANY	MISCELLANEOUS OPERATING COSTS	802.00
8/26/2025	CHEERLEADING COMPANY INC.	MISCELLANEOUS OPERATING COSTS	5,710.62
8/26/2025	CITIBANK	DEFERRED EXPENDITURES/EXPENSES	0.00
8/26/2025	CITIBANK	MISCELLANEOUS OPERATING COSTS	3,730.45
8/26/2025	MANSFIELD OIL COMPANY, OF GAINESVILLE	MISCELLANEOUS OPERATING COSTS	70.48
8/28/2025	BALFOUR-FT WORTH	MISCELLANEOUS OPERATING COSTS	7,382.06
8/28/2025	MR JIMS PIZZA	MISCELLANEOUS OPERATING COSTS	327.63
8/28/2025	TEXAS ASSOCIATION OF FUTURE EDUCATOR	MISCELLANEOUS OPERATING COSTS	95.00
8/28/2025	TEXAS THESPIANS	DEFERRED EXPENDITURES/EXPENSES	0.00
8/28/2025	TEXAS THESPIANS	MISCELLANEOUS OPERATING COSTS	500.00
		865 - STUDENT ACTIVITY FUND	34,554.74
876 - CAMPUS SUNSHINE FUNDS			
8/12/2025	AMAZON CAPITAL SERVICES INC	DUE TO OTHER	113.18
		876 - CAMPUS SUNSHINE FUNDS	113.18
			44,575,264.91

MANSFIELD INDEPENDENT SCHOOL DISTRICT

Fund Disbursement Report for 8/1/2025 through 8/31/2025

<u>FUND</u>	<u>TOTAL</u>
181 - ATHLETICS	115,232.91
195 - ADVERTISING	45,463.85
196 - SPECIAL OPERATING FUND	2,868,768.91
198 - CCMR	99,707.75
199 - GENERAL OPERATING	5,312,116.95
211 - ESEA TITLE I; IMPROVING BASIC	222,589.87
224 - IDEA-B FORMULA	94,414.10
225 - IDEA-B PRE-SCHOOL	214.80
240 - CHILD NUTRITION FUND	941,476.58
242 - SUMMER FEEDING TDA	961.63
244 - CAREER & TECHNOLOGY BASIC GRAN	741.90
255 - TITLE II, PART A: TEA/PRIN TRA	4,575.44
263 - TITLE III, PART A, LIMITED ENG	28,466.01
265 - 21ST CENTURY GRANT	16,865.44
289 - LEP PROGRAM	1,808.87
410 - STATE TEXTBOOK FUND	-94,778.71
429 - MISC STATE GRANTS	149.11
461 - CAMPUS ACTIVITY FUND	58,271.98
492 - FALL 2011 EDUCATION FOUND GRAN	2,636.00
599 - DEBT SERVICE FUND	17,619,434.25
617 - 2017 BOND PROGRAM	149,547.22
624 - 2024 BOND PROGRAM	15,827,006.79
698 - CAPITAL PROJECTS-MISC	1,159,937.86
711 - OUT OF SCHOOL PROGRAMS-QUEST	30,512.57
712 - NATATORIUM	33,424.91
826 - UIL/DEC	1,050.00
865 - STUDENT ACTIVITY FUND	34,554.74
876 - CAMPUS SUNSHINE FUNDS	113.18
	44,575,264.91

**Mansfield ISD
Payroll Check Summary Report**

2025-26

	Check(s) Reported	Deposit(s) Reported	Contract Pay	Other Pay	Taxable Benefits	Federal Tax Shelter Amt	Gross Subject to Fed Tax	Federal Tax	State Tax	Soc Sec Tax	Other Deductions	Reimbursed Deductions	Taxable Benefits	Net Pay	
Summary Totals	07/01-07/31/2025	53	6,087	21,758,024.63	2,455,375.25	0.00	3,423,516.59	20,789,883.29	1,500,113.74	0.00	333,809.34	727,117.81	0.00	0.00	18,228,842.40
Summary Totals	08/01-08/31/2025	57	5,592	21,876,472.97	1,983,141.97	0.00	3,395,545.89	20,464,069.05	1,521,722.05	0.00	328,878.65	729,641.83	0.00	0.00	17,883,826.52
Summary Totals	09/01-09/30/2025														
Summary Totals	10/01-10/31/2025														
Summary Totals	11/01-11/30/2025														
Summary Totals	12/01/12/31/2025														
Summary Totals	01/01-01/31/2026														
Summary Totals	02/01-02/28/2026														
Summary Totals	03/01-03/31/2026														
Summary Totals	04/01-04/30/2026														
Summary Totals	05/01-05/31/2026														
Summary Totals	06/01-06/30/2026														
Summary Totals	2025-26	110.00	11,679.00	43,634,497.60	4,438,517.22	-	6,819,062.48	41,253,952.34	3,021,835.79	-	662,687.99	1,456,759.64	-	-	36,112,668.92

MANSFIELD INDEPENDENT SCHOOL DISTRICT

Fund Disbursement Report for 8/1/2025 through 8/31/2025

Greater than \$25,000

<u>DATE PAID</u>	<u>NAME</u>	<u>ITEM DESCRIPTION</u>	<u>AMOUNT</u>
196 - SPECIAL OPERATING FUND			
8/5/2025	PARAGON SPORTS CONSTRUCTORS LLC	BUILDING PURCHASE, CONSTRUCTIO	472,943.87
8/12/2025	PARAGON SPORTS CONSTRUCTORS LLC	BUILDING PURCHASE, CONSTRUCTIO	1,050,409.92
8/19/2025	CDW GOVERNMENT	MISCELLANEOUSCONTRACTED SERVIC	44,236.32
8/19/2025	CDW GOVERNMENT	TECHNOLOGY EQUIPMENT<\$5000	770,381.83
8/19/2025	PARAGON SPORTS CONSTRUCTORS LLC	BUILDING PURCHASE, CONSTRUCTIO	963,865.62
8/28/2025	SCHOOL NURSE SUPPLY, INC	GENERAL SUPPLIES	25,312.50
196 - SPECIAL OPERATING FUND			3,327,150.06
199 - GENERAL OPERATING			
8/5/2025	PARAGON SPORTS CONSTRUCTORS LLC	FURNITURE, EQUIPMENT & SOFTWAR	188,195.00
8/5/2025	RAPTOR TECHNOLOGIES, INC	SOFTWARE SUBSCRIPTIONS	39,292.02
8/5/2025	TRS	TEACHER RETIREMENT	821,845.44
8/7/2025	CAS-CLAIMS ADMINISTRATIVE SVCS	OTHER	341,497.00
8/7/2025	LEARNING A-Z LLC	SOFTWARE SUBSCRIPTIONS	35,027.20
8/7/2025	SAMSARA INC	SOFTWARE SUBSCRIPTIONS	34,639.20
8/12/2025	NAVIGATE360, LLC	SOFTWARE SUBSCRIPTIONS	38,697.26
8/12/2025	PARAGON SPORTS CONSTRUCTORS LLC	FURNITURE, EQUIPMENT & SOFTWAR	188,195.00
8/12/2025	PARENTSQUARE INC	SOFTWARE SUBSCRIPTIONS	89,305.00
8/12/2025	TARRANT APPRAISAL DISTRICT	TAX APPRAISAL AND COLLECTION	302,932.30
8/14/2025	EUNA SOLUTIONS INC.	SOFTWARE SUBSCRIPTIONS	28,000.00
8/14/2025	MCCI, LLC	SOFTWARE SUBSCRIPTIONS	38,928.30
8/19/2025	CDW GOVERNMENT	TECHNOLOGY EQUIPMENT<\$5000	202,513.79
8/19/2025	IMAGINE LEARNING LLC	SBITA PRINCIPAL PAYMENT	283,599.00
8/26/2025	APPLE INC.	SOFTWARE SUBSCRIPTIONS	38,500.00
8/26/2025	GOMEZ FLOOR COVERING, INC (GFC)	CONTRACTED MAINTENANCE AND REP	43,680.00
8/26/2025	INTEGRATED SYSTEMS CORPORATION, ISCORP	SBITA PRINCIPAL PAYMENT	218,538.00
8/28/2025	TXU ENERGY RETAIL COMPANY LLC, VISTRA E UTILITIES - ELECTRICITY	ENERGY	62,809.36
199 - GENERAL OPERATING			2,996,193.87
211 - ESEA TITLE I; IMPROVING BASIC			
8/5/2025	CAPTURING KIDS HEARTS, FLIPPEN GROUP	MISCELLANEOUSCONTRACTED SERVIC	25,500.00
8/5/2025	TRS	TEACHER RETIREMENT	25,914.05
211 - ESEA TITLE I; IMPROVING BASIC			51,414.05
224 - IDEA-B FORMULA			
8/5/2025	TRS	TEACHER RETIREMENT	35,355.20
8/12/2025	EVERWAY HOLDCO, LLC, EVERWAY LLC	SOFTWARE SUBSCRIPTIONS	49,859.40
224 - IDEA-B FORMULA			85,214.60
240 - CHILD NUTRITION FUND			
8/5/2025	WALNUT CREEK FARM	INVENTORY - WAREHOUSE SUPPLIES	46,473.75
8/26/2025	PILGRIM'S PRIDE CORPORATION	INVENTORY - WAREHOUSE SUPPLIES	58,165.12
8/26/2025	TYSON FOODS, INC	INVENTORY - WAREHOUSE SUPPLIES	37,660.00
240 - CHILD NUTRITION FUND			142,298.87
410 - STATE TEXTBOOK FUND			
8/1/2025	XELLO	TEXTBOOKS	114,922.91
410 - STATE TEXTBOOK FUND			114,922.91
599 - DEBT SERVICE FUND			
8/14/2025	UMB BANK, N.A.	INTEREST ON BONDS	17,615,654.25
599 - DEBT SERVICE FUND			17,615,654.25

MANSFIELD INDEPENDENT SCHOOL DISTRICT
Fund Disbursement Report for 8/1/2025 through 8/31/2025
Greater than \$25,000

<u>DATE PAID</u>	<u>NAME</u>	<u>ITEM DESCRIPTION</u>	<u>AMOUNT</u>
617 - 2017 BOND PROGRAM			
8/7/2025	AMS OF TEXAS LLC	MISCELLANEOUSCONTRACTED SERVIC	126,203.00
		617 - 2017 BOND PROGRAM	126,203.00
624 - 2024 BOND PROGRAM			
8/1/2025	HUCKABEE AND ASSOCIATES, INC	BUILDING PURCHASE, CONSTRUCTIO	1,832,189.08
8/1/2025	LONGHORN BUS SALES	VEHICLES	1,914,408.00
8/1/2025	REEDER GENERAL CONTRACTORS, INC.	BUILDING PURCHASE, CONSTRUCTIO	202,113.58
8/4/2025	ADVANCED TECHNOLOGIES CONSULTANTS, T	FURNITURE, EQUIPMENT & SOFTWAR	248,600.00
8/4/2025	CROSSLAND CONTRUCTION COMPANY INC	BUILDING PURCHASE, CONSTRUCTIO	285,161.90
8/4/2025	HUCKABEE AND ASSOCIATES, INC	BUILDING PURCHASE, CONSTRUCTIO	259,782.81
8/4/2025	PRIME SOURCE CONSTRUCTION	CONTRACTED MAINTENANCE AND REP	45,500.00
8/4/2025	REEDER GENERAL CONTRACTORS, INC.	BUILDING PURCHASE, CONSTRUCTIO	384,699.63
8/5/2025	HUDSON BUS SALES LLC	VEHICLES	314,634.00
8/5/2025	TEJAS CUTTERS LLC	BUILDING PURCHASE, CONSTRUCTIO	37,800.00
8/7/2025	AUTHERS BUILDING GROUP LLC	BUILDING PURCHASE, CONSTRUCTIO	125,940.68
8/7/2025	BUSINESS INTERIORS	FURNITURE	2,732,451.08
8/7/2025	CDW GOVERNMENT	MISCELLANEOUSCONTRACTED SERVIC	170,037.56
8/7/2025	CDW GOVERNMENT	SBITA PRINCIPAL PAYMENT	333,180.00
8/7/2025	LONE STAR FURNISHINGS, LLC	FURNITURE	203,327.46
8/7/2025	LONGHORN BUS SALES	VEHICLES	1,435,361.00
8/7/2025	REEDER GENERAL CONTRACTORS, INC.	BUILDING PURCHASE, CONSTRUCTIO	334,010.29
8/14/2025	PRIME SOURCE CONSTRUCTION	CONTRACTED MAINTENANCE AND REP	42,400.00
8/19/2025	CDW GOVERNMENT	MISCELLANEOUSCONTRACTED SERVIC	41,470.00
8/19/2025	LEE LEWIS CONSTRUCTION, INC	BUILDING PURCHASE, CONSTRUCTIO	612,609.68
8/28/2025	AUTHERS BUILDING GROUP LLC	BUILDING PURCHASE, CONSTRUCTIO	104,519.00
8/28/2025	CROSSLAND CONTRUCTION COMPANY INC	BUILDING PURCHASE, CONSTRUCTIO	294,200.27
8/28/2025	HUCKABEE AND ASSOCIATES, INC	BUILDING PURCHASE, CONSTRUCTIO	1,712,216.42
8/28/2025	SUPREME FIXTURE COMPANY, INC.	FURNITURE, EQUIPMENT & SOFTWAR	261,646.18
		624 - 2024 BOND PROGRAM	13,928,258.62
698 - CAPITAL PROJECTS-MISC			
8/4/2025	DURO-LAST	BUILDING PURCHASE, CONSTRUCTIO	1,090,706.86
8/7/2025	GOMEZ FLOOR COVERING, INC (GFC)	CONTRACTED MAINTENANCE AND REP	58,596.00
		698 - CAPITAL PROJECTS-MISC	1,149,302.86
			39,536,613.09



TITLE: Financial Reports

DATE: September 23, 2025

INFORMATION

BACKGROUND:

Each month, financial reports are prepared detailing the status of the District's budget as of the most recent accounting period. To increase financial transparency, the following additional reports are included:

- Balance Sheet – Governmental Funds
- Project Detail –Bond Programs
- Combining Statement of Net Position – Proprietary Funds

The fund balance and net position figures are the unaudited balances carried from 2024-25.

The reports are as of August 31, 2025. The financial reports are separated into revenue and expenditures. Expenditures are reported by summary by function and by object series.

Year to date totals and percentages are calculated. Payroll costs should represent (2/12) of the 12-month budget for 16.67%. General Fund actual expenditures for salaries through August 2025 are 14.60%. Variance in the expenditures for the payroll object percentage will be due to vacancies, changes in personnel, demographics, stipend schedules, auxiliary weeks, and benefit elections.

The financial statement for the 2XX, 3XX, and 4XX special revenue funds (excluding Fund 240 & 242 School Nutrition) is presented in a single format for expenditures intended to provide specific information about funds received through federal, state, and local sources that are accounted for outside the General Operating fund.

Accounting code definitions for the function and object codes are included in addition to bond project descriptions.

MANSFIELD INDEPENDENT SCHOOL DISTRICT
GENERAL FUND 181-199
STATEMENT OF REVENUES, EXPENDITURES, AND CHANGES IN FUND BALANCE
FOR THE TWO MONTHS ENDING AUGUST 2025

	CURRENT YEAR 2025-26					PRIOR YEAR 2024-2025				
	Original Budget	Amended Budget	August 2025	Actual Year to Date	Actual to Budget	Original Budget	Amended Budget	August 2024	Actual Year to Date	Actual to Budget
REVENUES:										
Local and Intermediate Sources	\$ 167,511,667	\$ 167,511,667	\$ 748,155	\$ 2,123,952	1.27%	\$ 180,551,362	\$ 183,551,362	\$ 342,308	\$ 1,627,774	0.89%
State Program Revenues	226,087,548	226,087,548	1,608,259	3,236,115	1.43%	190,206,360	186,706,360	8,548,309	10,128,483	5.42%
Federal Program Revenues	3,500,000	3,500,000	11,599	30,322	0.87%	3,000,000	3,700,000	9,244	43,685	1.18%
Other Financing Sources	5,850,000	5,850,000	8,207	281,186	4.81%	11,700,000	17,814,625	77,902	114,036	0.64%
Total revenues	\$ 402,949,215	\$ 402,949,215	\$ 2,376,220	\$ 5,671,575	1.41%	\$ 385,457,722	\$ 391,772,347	\$ 8,977,763	\$ 11,913,978	3.04%
EXPENDITURE SUMMARY BY FUNCTION:										
11 - Instructional	\$ 244,464,630	\$ 244,191,135	\$ 19,099,556	\$ 37,393,032	15.31%	\$ 227,864,003	\$ 226,934,267	\$ 17,405,470	\$ 34,299,858	15.11%
12 - Instructional Resources and Media Services	4,754,296	4,749,825	355,105	703,537	14.81%	4,410,417	4,690,626	324,601	642,817	13.70%
13 - Curriculum and Instructional Staff Development	5,722,821	5,737,274	540,061	1,007,279	17.56%	5,409,986	5,658,259	397,532	862,800	15.25%
21 - Instructional Leadership	8,181,687	8,233,835	713,804	1,409,784	17.12%	8,511,889	8,150,827	703,475	1,331,025	16.33%
23 - School Leadership	24,621,230	24,658,283	2,005,398	3,905,207	15.84%	23,512,631	24,591,329	1,920,701	3,735,188	15.19%
31 - Guidance, Counseling and Evaluation	14,310,265	14,232,536	980,512	2,093,207	14.71%	11,931,127	12,798,601	1,211,366	2,161,140	16.89%
32 - Social Work Services	-	-	-	-	0.00%	-	-	-	-	0.00%
33 - Health Services	6,077,584	6,077,479	483,440	928,738	15.28%	5,657,540	5,661,231	459,026	882,950	15.60%
34 - Student (Pupil) Transportation	18,222,791	18,609,218	806,021	1,991,265	10.70%	18,491,413	20,305,778	1,648,468	2,018,878	9.94%
35 - Food Services	12,000	12,000	-	-	0.00%	12,000	67,550	-	-	0.00%
36 - Cocurricular/Extra Curricular Activities	11,414,557	11,548,885	766,597	1,306,293	11.31%	11,136,446	11,497,967	808,693	1,392,568	12.11%
41 - General Administration	9,066,913	9,210,178	748,663	1,750,354	19.00%	9,355,183	8,735,293	971,125	1,624,193	18.59%
51 - Plant Maintenance and Facility Services	48,797,953	48,513,565	5,266,827	11,510,636	23.73%	44,124,993	44,695,076	9,028,068	10,172,230	22.76%
52 - Security and Monitoring Services	8,361,531	8,259,178	682,155	1,532,049	18.55%	7,231,574	8,689,695	729,340	1,400,673	16.12%
53 - Data Processing Services	6,752,284	6,762,174	426,505	1,475,460	21.82%	6,764,088	14,086,933	493,823	1,479,873	10.51%
61 - Community Services	385,540	553,823	15,272	317,520	57.33%	332,584	696,215	11,229	126,897	18.23%
71 - Debt Administration - Principal	3,757,813	3,877,243	502,137	1,086,224	28.02%	2,317,187	3,807,843	236,707	1,066,449	28.01%
81 - Facilities and Acquisition & Construction	-	-	-	-	0.00%	-	15,000	-	-	0.00%
93 - Shared Service Arrangement	-	-	-	-	0.00%	-	-	-	-	0.00%
95 - Payments to Juvenile Justice Alternative Program	25,000	50,000	-	-	0.00%	25,000	37,095	-	-	0.00%
99 - Other intergovernmental Charges	1,500,000	1,500,000	302,931	686,114	45.74%	1,500,000	1,500,000	-	345,450	23.03%
Other Financing Uses	-	-	-	-	0.00%	-	63,222	-	-	0.00%
Total expenditures	\$ 416,428,895	\$ 416,776,631	\$ 33,694,984	\$ 69,096,699	16.58%	\$ 388,588,061	\$ 402,682,807	\$ 36,349,624	\$ 63,542,989	15.78%
EXPENDITURE SUMMARY BY OBJECT:										
61XX - Payroll Costs	\$ 357,535,809	\$ 354,912,976	\$ 26,472,021	\$ 51,818,004	14.60%	\$ 335,656,450	\$ 333,676,865	\$ 25,403,139	\$ 49,425,474	14.81%
62XX - Professional and Contracted Services	25,521,428	28,606,719	2,421,888	5,587,566	19.53%	26,484,407	36,014,813	2,679,945	4,637,486	12.88%
63XX - Supplies and Materials	13,985,367	13,686,427	1,766,200	2,076,254	15.17%	13,594,110	15,338,279	1,235,644	1,436,544	9.37%
64XX - Other Operating Expenses	10,344,637	10,400,358	277,074	5,894,705	56.68%	10,227,828	10,029,024	6,765,711	6,948,558	69.28%
65XX - Debt Administration	3,757,813	3,877,243	502,137	1,086,223	28.02%	2,317,187	3,807,843	236,707	1,066,449	28.01%
66XX - Capital Outlay Expenses	5,283,841	5,292,908	2,255,664	2,633,947	49.76%	308,079	3,752,761	28,478	28,478	0.76%
89XX - Other Uses	-	-	-	-	0.00%	-	63,222	-	-	0.00%
Total expenditures	\$ 416,428,895	\$ 416,776,631	\$ 33,694,984	\$ 69,096,699	16.58%	\$ 388,588,061	\$ 402,682,807	\$ 36,349,624	\$ 63,542,989	15.78%
Excess (Deficiency) of Revenues Over Expenditures	\$ (13,479,680)	\$ (13,827,416)	\$ (31,318,764)	\$ (63,425,124)		\$ (3,130,339)	\$ (10,910,460)	\$ (27,371,861)	\$ (51,629,011)	

Unaudited Fund Balance, July 1, beginning 114,794,474

Estimated Fund Balance, August 31, ending \$ 85,136,350

MANSFIELD INDEPENDENT SCHOOL DISTRICT
STUDENT NUTRITION - FUND 240-242
STATEMENT OF REVENUES, EXPENDITURES, AND CHANGES IN FUND BALANCE
FOR THE TWO MONTHS ENDING AUGUST 2025

	CURRENT YEAR 2025-26					PRIOR YEAR 2024-2025				
	Original Budget	Amended Budget	August 2025	Actual Year to Date	Actual to Budget	Original Budget	Amended Budget	August 2024	Actual Year to Date	Actual to Budget
REVENUES:										
Local and Intermediate Sources	\$ 8,624,938	\$ 8,624,938	\$ 633,479	\$ 639,991	7.42%	\$ 8,591,200	\$ 8,591,200	\$ 596,369	\$ 613,170	7.14%
State Program Revenues	515,000	515,000	36,838	68,114	13.23%	477,300	477,300	33,344	67,674	14.18%
Federal Program Revenues	14,961,270	14,961,270	977,008	1,020,154	6.82%	14,716,295	14,716,295	959,690	995,899	6.77%
Less Indirect Costs Transferred to General Fund	-	-	-	-	0.00%	-	-	-	-	0.00%
Other Financing Sources	10,000	10,000	509	523	5.23%	55,000	55,000	-	19	0.03%
Total revenues	\$ 24,111,208	\$ 24,111,208	\$ 1,647,834	\$ 1,728,782	7.17%	\$ 23,839,795	\$ 23,839,795	\$ 1,589,403	\$ 1,676,762	7.03%
EXPENDITURES:										
35 - Food Services	\$ 23,665,247	\$ 23,665,247	\$ 1,252,588	\$ 1,693,404	7.16%	\$ 23,474,565	\$ 23,422,565	\$ 1,279,415	\$ 1,436,143	6.13%
51 - Plant Maintenance and Facility Services	271,628	271,628	21,901	33,349	12.28%	355,958	405,958	20,636	31,841	7.84%
52 - Security and Monitoring Services	-	-	-	-	0.00%	-	-	-	-	0.00%
71 - Debt Service	2,000	2,000	-	-	0.00%	-	2,000	-	-	0.00%
81 - Facilities Acquisition and Construction	-	-	-	-	0.00%	-	-	-	-	0.00%
Other Financing Uses	-	-	-	-	0.00%	-	-	-	-	0.00%
Total expenditures	\$ 23,938,875	\$ 23,938,875	\$ 1,274,489	\$ 1,726,753	7.21%	\$ 23,830,523	\$ 23,830,523	\$ 1,300,051	\$ 1,467,984	6.16%
EXPENDITURE SUMMARY BY OBJECT CODE:										
61XX - Payroll Costs	\$ 11,385,170	\$ 11,237,024	\$ 437,988	\$ 739,586	6.58%	\$ 11,367,983	\$ 9,717,793	\$ 433,030	\$ 449,083	4.62%
62XX - Professional and Contracted Services	285,275	310,575	20,736	128,206	41.28%	313,935	284,235	27,727	127,657	44.91%
63XX - Supplies and Materials	12,103,930	12,211,485	793,555	819,525	6.71%	12,076,195	13,653,875	811,459	859,304	6.29%
64XX - Other Operating	62,500	75,725	4,178	21,404	28.27%	72,410	99,953	27,835	31,940	31.96%
65XX - Debt Administration	2,000	2,000	-	-	0.00%	-	2,000	-	-	0.00%
66XX - Capital Outlay	100,000	102,066	18,032	18,032	17.67%	-	72,667	-	-	0.00%
Total expenditures	\$ 23,938,875	\$ 23,938,875	\$ 1,274,489	\$ 1,726,753	7.21%	\$ 23,830,523	\$ 23,830,523	\$ 1,300,051	\$ 1,467,984	6.16%
Excess (Deficiency) of Revenues Over Expenditures	\$ 172,333	\$ 172,333	\$ 373,345	\$ 2,029		\$ 9,272	\$ 9,272	\$ 289,352	\$ 208,778	

Unaudited Fund Balance, July 1, beginning 2,441,996

Estimated Fund Balance, August 31, ending \$ 2,444,025

MANSFIELD INDEPENDENT SCHOOL DISTRICT
DEBT SERVICE - FUND 599
STATEMENT OF REVENUES, EXPENDITURES, AND CHANGES IN FUND BALANCE
FOR THE TWO MONTHS ENDING AUGUST 2025

	CURRENT YEAR 2025-26					PRIOR YEAR 2024-2025				
	Original Budget	Amended Budget	August 2025	Actual Year to Date	Actual to Budget	Original Budget	Amended Budget	August 2024	Actual Year to Date	Actual to Budget
REVENUES:										
Local and Intermediate Sources	\$ 79,058,861	\$ 79,058,861	\$ 174,551	\$ 758,437	0.96%	\$ 78,025,785	\$ 78,025,785	\$ 30,410	\$ 564,016	0.72%
State Program Revenues	7,482,638	7,482,638	-	-	0.00%	8,258,135	8,258,135	-	669,531	8.11%
Other Financing Sources	-	-	-	-	0.00%	-	-	-	-	0.00%
Total revenues	\$ 86,541,499	\$ 86,541,499	\$ 174,551	\$ 758,437	0.88%	\$ 86,283,920	\$ 86,283,920	\$ 30,410	\$ 1,233,547	1.43%
EXPENDITURES:										
71 - Debt Services	\$ 88,253,602	\$ 88,253,602	\$ 17,619,434	\$ 18,271,259	20.70%	\$ 86,283,920	\$ 82,791,539	\$ 13,298,913	\$ 13,950,738	16.85%
Other Financing Uses	-	-	-	-	0.00%	-	-	-	-	0.00%
Total expenditures	\$ 88,253,602	\$ 88,253,602	\$ 17,619,434	\$ 18,271,259	20.70%	\$ 86,283,920	\$ 82,791,539	\$ 13,298,913	\$ 13,950,738	16.85%
EXPENDITURE SUMMARY BY OBJECT CODE:										
65XX - Debt Services	\$ 88,253,602	\$ 88,253,602	\$ 17,619,434	\$ 18,271,259	20.70%	\$ 86,283,920	\$ 82,791,539	\$ 13,298,913	\$ 13,950,738	16.85%
Other Financing Uses	-	-	-	-	0.00%	-	-	-	-	0.00%
Total expenditures	\$ 88,253,602	\$ 88,253,602	\$ 17,619,434	\$ 18,271,259	20.70%	\$ 86,283,920	\$ 82,791,539	\$ 13,298,913	\$ 13,950,738	16.85%
Excess (Deficiency) of Revenues Over Expenditures	\$ (1,712,103)	\$ (1,712,103)	\$ (17,444,883)	\$ (17,512,822)		\$ -	\$ 3,492,381	\$ (13,268,503)	\$ (12,717,191)	

Unaudited Fund Balance, July 1, beginning 64,781,703

Estimated Fund Balance, August 31, ending \$ 47,268,881

MANSFIELD INDEPENDENT SCHOOL DISTRICT
CAPITAL PROJECTS - FUND 698
STATEMENT OF REVENUES, EXPENDITURES, AND CHANGES IN FUND BALANCE
FOR THE TWO MONTHS ENDING AUGUST 2025

	CURRENT YEAR 2025-26					PRIOR YEAR 2024-2025				
	Original Budget	Amended Budget	August 2025	Actual Year to Date	Actual to Budget	Original Budget	Amended Budget	August 2024	Actual Year to Date	Actual to Budget
REVENUES:										
Local and Intermediate Sources	\$ -	\$ -	\$ -	\$ -	0.00%	\$ -	\$ -	\$ -	\$ -	0.00%
State Program Revenues	-	-	-	-	0.00%	-	-	-	-	0.00%
Federal Program Revenues	-	-	-	-	0.00%	-	-	-	-	0.00%
Other Financing Sources	-	-	-	-	0.00%	-	-	-	-	0.00%
	\$ -	\$ -	\$ -	\$ -	0.00%	\$ -	\$ -	\$ -	\$ -	0.00%
EXPENDITURES:										
11 - Instruction	\$ -	\$ -	\$ -	\$ -	0.00%	\$ 161,495	\$ 45,203	\$ -	\$ -	0.00%
12 - Instructional Resources	-	-	-	-	0.00%	-	-	-	-	0.00%
13 - Curriculum	-	-	-	-	0.00%	-	-	-	-	0.00%
21 - Instructional Leadership	-	-	-	-	0.00%	-	-	-	-	0.00%
23 - School Leadership	-	-	-	-	0.00%	-	-	-	-	0.00%
31 - Guidance, Counseling	-	-	-	-	0.00%	-	-	-	-	0.00%
34 - Transportation	-	-	-	-	0.00%	10,492	-	-	-	0.00%
36 - Co-Curricular/Extra Curricular Activities	-	-	-	-	0.00%	-	12,714	-	-	0.00%
41 - General Admin	-	-	-	-	0.00%	18,377	1,355	-	-	0.00%
51 - Plant Maintenance and Facility Services	78,228	78,228	59,746	59,746	76.37%	20,118	143,780	-	-	0.00%
52 - Security & Monitoring Services	-	-	-	-	0.00%	345,231	-	-	-	0.00%
53 - Data Processing Services	73,520	73,520	-	-	0.00%	256,990	73,520	-	-	0.00%
61 - Community Services	3,000	3,000	-	-	0.00%	10,455	-	(3,000)	(3,000)	0.00%
71 - Debt Service	-	-	-	-	0.00%	-	-	-	-	0.00%
81 - Facilities and Acquisition & Construction	4,871,414	4,161,554	9,485	9,485	0.23%	6,462,850	5,049,686	64,338	47,733	0.95%
Other Financing Uses	-	-	-	-	0.00%	-	-	-	-	0.00%
	\$ 5,026,162	\$ 4,316,302	\$ 69,231	\$ 69,231	1.60%	\$ 7,286,008	\$ 5,326,258	\$ 61,338	\$ 44,733	0.84%
EXPENDITURE SUMMARY BY OBJECT CODE:										
61XX - Payroll Costs	\$ -	\$ -	\$ -	\$ -	0.00%	\$ -	\$ -	\$ -	\$ -	0.00%
62XX - Professional and Contracted Services	125,328	131,228	69,231	69,231	52.76%	416,967	226,756	1,180	1,180	0.52%
63XX - Supplies	28,520	35,716	-	-	0.00%	412,136	93,618	2,864	2,864	3.06%
64XX - Other Operating Expenses	1,638,223	915,267	-	-	0.00%	6,097,729	1,638,223	-	-	0.00%
65XX - Debt Services	-	-	-	-	0.00%	-	-	-	-	0.00%
66XX - Capital Outlay Expenses	3,234,091	3,234,091	-	-	0.00%	359,176	3,367,661	57,294	40,689	1.21%
89XX - Other Uses	-	-	-	-	0.00%	-	-	-	-	0.00%
	\$ 5,026,162	\$ 4,316,302	\$ 69,231	\$ 69,231	1.60%	\$ 7,286,008	\$ 5,326,258	\$ 61,338	\$ 44,733	0.84%
Excess (Deficiency) of Revenues Over Expenditures	\$ (5,026,162)	\$ (4,316,302)	\$ (69,231)	\$ (69,231)		\$ (7,286,008)	\$ (5,326,258)	\$ (61,338)	\$ (44,733)	

*Negative expense is due to retainage

Unaudited Fund Balance, July 1, beginning 4,316,301

Estimated Fund Balance, August 31, ending \$ 1,247,070

**MANSFIELD INDEPENDENT SCHOOL DISTRICT
CAPITAL PROJECTS - 617
FOR THE TWO MONTHS ENDING AUGUST 2025**

Description	Original Budget	Prior Years FY Activity	2024-25 FY Activity	2025-26 FYTD Activity	2025-26 Total Activity	Percent Complete	Encumbered Balance	Total Projected Project Cost
7900 Bond Issuance Proceeds	\$ 275,000,000	\$ 277,323,012	\$ -	\$ -	\$ 277,323,012			
5700 Interest Income	-	4,713,582	122,487	5,775	4,841,844			
5800 State Revenue	-	245,063	317	-	245,380			
Total Revenue	\$ 275,000,000	\$ 282,281,657	\$ 122,804	\$ 5,775	\$ 282,410,236			
----- 000 Support Costs 010/494/800/917/999	\$ 8,410,498	\$ 7,164,582	\$ 13,975	\$ -	\$ 7,178,557	99.14%	\$ 61,988	\$ 7,240,545
----- 700 Multiple Elementary Schools	14,910,284	14,994,225	54,700	-	15,048,925	100.00%	-	15,048,925
----- 701 Multiple Intermediate Schools	10,834,691	10,800,475	-	135,815	10,936,290	100.00%	-	10,936,290
----- 702 Multiple Middle School	23,683,988	23,550,434	103,287	-	23,653,721	100.00%	-	23,653,721
----- 703 Multiple High Schools, BBIA, Phoenix Academy	69,371,243	69,698,259	147,577	-	69,845,836	100.00%	-	69,845,836
----- 704 Griffin, Transportation, 6th Avenue	58,190	82,549	-	-	82,549	100.00%	-	82,549
----- 705 Newsome Stadium & Natatorium	2,770,906	3,088,254	-	-	3,088,254	100.00%	-	3,088,254
----- 706 Multiple Facilities	4,958,039	4,755,773	-	-	4,755,773	100.00%	-	4,755,773
----- 707 New - Brenda Norwood ES	32,412,777	32,333,816	75,145	-	32,408,961	100.00%	-	32,408,961
----- 708 New - Alma Martinez IS	46,466,028	46,323,032	-	-	46,323,032	100.00%	-	46,323,032
----- 709 New - Charlene McKinzey MS	60,963,190	60,961,324	-	-	60,961,324	99.97%	16,900	60,978,224
----- 711 Day Care Security BBCA	-	26,928	363	-	27,291	87.72%	-	31,111
----- 716 PAC Audio System Upgrade	160,166	160,166	-	-	160,166	100.00%	-	160,166
----- 718 District Repeaters	-	4,397,190	-	-	4,397,190	100.00%	-	4,397,190
----- 719 Landscaping	-	185,610	-	-	185,610	100.00%	-	185,610
----- 720 CenterPA Kitchen	-	71,350	-	-	71,350	100.00%	-	71,350
----- 721 Parking Lot Concrete	-	-	395,466	-	395,466	71.90%	-	550,000
----- 722 Roof Replacement	-	163,700	-	-	163,700	100.00%	-	163,700
----- 724 THS Fieldhouse	-	358,160	206,750	-	564,910	86.91%	-	650,000
----- 725 Doors	-	1,182	-	-	1,182	3.94%	-	30,000
----- 726 Natatorium Restrooms	-	-	117,352	-	117,352	97.79%	-	120,000
----- 727 Dance Floor	-	56,049	64,216	-	120,265	92.51%	-	130,000
----- 728 Fire Lines	-	36,610	9,070	1,728	47,408	40.52%	189,662	117,000
----- 729 Fine Arts	-	-	-	-	-	0.00%	-	46,500
----- 731 Phoenix Reno	-	22,800	54,101	-	76,901	100.00%	-	76,901
----- 732 STEM	-	98,118	1,246,378	(49,256)	1,295,240	92.17%	109,992	1,405,232
Total	\$ 275,000,000	\$ 279,330,586	\$ 2,488,380	\$ 88,287	\$ 281,907,253	99.79%	\$ 378,542	\$ 282,496,870

*Negative expense is due to retainage

**MANSFIELD INDEPENDENT SCHOOL DISTRICT
CAPITAL PROJECTS - 624
FOR THE TWO MONTHS ENDING AUGUST 2025**

Description	Original Budget	Prior Years FY Activity	2024-25 FY Activity	2025-26 FYTD Activity	Total Activity	Percent Complete	Encumbered Balance	Total Projected Project Cost
7900 Bond Issuance Proceeds	\$ 588,500,000	\$ -	\$201,564,800	\$ 391,234,810	\$ 592,799,610			
5700 Interest Income	-	-	8,412,840	2,670,109	\$ 11,082,949			
5800 State Revenue	-	-	56,151	12,709	\$ 68,860			
Total Revenue	\$ 588,500,000	\$ -	\$210,033,791	\$ 393,917,628	\$ 603,951,419			
Support Costs 000/010/AXX	\$ 30,016,998	\$ -	\$ 2,442,510	\$ 2,926,234	\$ 5,368,744	17.89%	\$ 149,226	\$ 30,016,998
A01 PROP A PKG 01 Jobe Worley	39,033,075	-	2,388,543	(17,580)	\$ 2,370,963	6.07%	1,476,448	39,033,075
A02 PROP A PKG 02 Howard Coble	28,151,286	-	2,394,857	621,733	\$ 3,016,590	10.72%	1,190,420	28,151,286
A03 PROP A PKG 03 Jones Wester Knight	44,207,532	-	2,936,828	242,964	\$ 3,179,792	7.19%	3,020,940	44,207,532
A04 PROP A PKG 04 Anderson Davis Harmon Holt Morris Tipps	14,145,594	-	169,572	111,239	\$ 280,811	1.99%	596,679	14,145,594
A05 PROP A PKG 05 Boren Brown Nash Perry Reid	23,211,298	-	286,523	171,478	\$ 458,001	1.97%	860,113	23,211,298
A06 PROP A PKG 06 Neal Ponder Rendon Sheppard ES	13,311,829	-	132,202	85,209	\$ 217,411	1.63%	426,497	13,311,829
A07 PROP A PKG 07 Daulton Miller Smith Spencer Norwood	19,855,967	-	301,186	116,686	\$ 417,872	2.10%	580,794	19,855,967
A08 PROP A PKG 08 Brockett Cabaniss Gideon Jandrucko Jones	24,714,806	-	474,363	257,975	\$ 732,338	2.96%	1,062,150	24,714,806
A09 PROP A PKG 09 Mansfield Low Orr	7,596,295	-	333,037	218,473	\$ 551,510	7.26%	1,334,318	7,596,295
A10 PROP A PKG 10 Summit Timbers	7,643,974	-	235,666	114,305	\$ 349,971	4.58%	638,687	7,643,974
A11 PROP A PKG 11 Timberview Icenhower	14,873,075	-	360,541	347,358	\$ 707,899	4.76%	1,645,836	14,873,075
A12 PROP A PKG 12 Legacy Shepard IS	11,860,516	-	259,769	138,086	\$ 397,855	3.35%	621,085	11,860,516
A13 PROP A PKG 13 Lake Ridge Lillard Martinez	10,279,085	-	117,394	76,777	\$ 194,171	1.89%	400,471	10,279,085
A14 PROP A PKG 14 Transportation	24,687,152	-	459,033	318,854	\$ 777,887	3.15%	992,282	24,687,152
A15 PROP A PKG 15 BBIA Phoenix	22,737,863	-	1,678,938	9,682	\$ 1,688,620	7.43%	27,118,031	22,737,863
A16 PROP A PKG 16 Aux Buildings	2,968,388	-	51,698	-	\$ 51,698	1.74%	30,000	2,968,388
A17 PROP A PKG 17 McKinzey	487,362	-	2,139	-	\$ 2,139	0.44%	52,997	487,362
A21 PROP A PKG S1 Weapons Detection	2,329,740	-	2,439,405	-	\$ 2,439,405	104.71%	-	2,329,740
A22 PROP A PKG S2 Cameras	5,987,450	-	274,290	8,381	\$ 282,671	4.72%	538,267	5,987,450
A23 PROP A PKG S3 Fences	280,525	-	29,010	52,690	\$ 81,700	29.12%	-	280,525
A24 PROP A PKG E1 Roofs	29,889,525	-	601,614	49,788	\$ 651,402	2.18%	3,874,761	29,889,525
A25 PROP A PKG Buses	27,164,959	-	18,519,578	1,752,095	\$ 20,271,673	74.62%	4,958,816	27,164,959
A31 PROP A PKG T1 Network Fiber Ring	2,940,031	-	89,295	-	\$ 89,295	3.04%	-	2,940,031
A32 PROP A PKG T2 ES	23,129,692	-	-	13,690	\$ 13,690	0.06%	-	23,129,692
A33 PROP A PKG T3 IS	9,347,536	-	-	-	\$ -	0.00%	-	9,347,536
A34 PROP A PKG T4 MS	7,161,048	-	-	-	\$ -	0.00%	-	7,161,048
A35 PROP A PKG T5 HS	12,864,451	-	-	-	\$ -	0.00%	-	12,864,451
A36 PROP A PKG T6 Aux	16,611,869	-	3,517,446	45,160	\$ 3,562,606	21.45%	87,258	16,611,869
A37 PROP A PKG T7 Phones	1,811,209	-	1,204,468	-	\$ 1,204,468	66.50%	612,064	1,811,209
A41 PROP A PKG A1 BBSB Mansfield	4,598,806	-	464,651	2,923	\$ 467,574	10.17%	6,246,071	4,598,806
A42 PROP A PKG A2 BBSB Summit	4,598,806	-	504,613	15,966	\$ 520,579	11.32%	6,925,486	4,598,806
A43 PROP A PKG A3 BBSB Legacy	4,598,806	-	581,044	297,911	\$ 878,955	19.11%	5,377,099	4,598,806
A44 PROP A PKG A4 BBSB Lake Ridge	4,598,806	-	601,039	6,149	\$ 607,188	13.20%	5,927,550	4,598,806
A45 PROP A PKG A5 BBSB Timberview	4,598,806	-	586,532	100,597	\$ 687,129	14.94%	5,687,331	4,598,806
A46 PROP A PKG A6 Tennis Crt Light	1,513,188	-	1,691,098	-	\$ 1,691,098	111.76%	-	1,513,188
A51 PROP A PKG Furniture	7,135,596	-	189,271	4,345,724	\$ 4,534,995	63.55%	87,177	7,135,596
A61 PROP A PKG E1 Lighting	-	-	3,414,256	-	\$ 3,414,256	0.00%	-	-
AEL PROP A Early Learners Academy	42,445,648	-	2,340,870	42,240	\$ 2,383,110	5.61%	895,493	42,445,648
APD PROP A Police Department	31,111,408	-	1,785,358	-	\$ 1,785,358	5.74%	25,871,384	31,111,408
B01 Prop B Technology	4,000,000	-	4,000,000	-	\$ 4,000,000	100.00%	-	4,000,000
Total	\$ 588,500,000	\$ -	\$ 57,858,637	\$ 12,472,787	\$ 70,331,424	11.95%	\$ 109,285,731	\$ 588,500,000

**MANSFIELD INDEPENDENT SCHOOL DISTRICT
SPECIAL REVENUE FUNDS, EXCLUDING FUND 240-242 SCHOOL NUTRITION
MONTHLY AND YEAR TO DATE BUDGET STATUS**

FOR THE TWO MONTHS ENDING AUGUST 2025									
FUND	FUND DESCRIPTION	NOGA ID	Begin Date	End Date	Expenditures				
					AWARD/ROLL FORWARD	MONTHLY ACTUAL	TO DATE ACTUAL	% EXPENDED	
211	ESEA TITLE I-A	25610101220908	7/1/2024	9/30/2025	5,823,170	390,467	4,933,184	84.72%	
211	ESEA TITLE I-A	25610101220908	7/1/2025	9/30/2026	4,637,098	70,175	85,349	1.84%	
211	2023-2025 TITLE I, 1003 ESF FOCUSED SUPPORT GRANT	246101397110112	7/3/2023	9/30/2025	345,393	27,061	286,112	82.84%	
224	IDEA-B FORMULA	256600012209086000	7/1/2024	9/30/2025	8,260,748	268,581	6,149,525	74.44%	
224	IDEA-B FORMULA	256600012209086000	7/1/2025	9/30/2026	5,777,299	144,510	160,267	2.77%	
225	IDEA -B PRESCHOOL	256610012209086000	7/1/2024	9/30/2025	82,696	2,136	51,108	0.00%	
225	IDEA -B PRESCHOOL	256610012209086000	7/1/2025	9/30/2026	62,020	0	0	0.00%	
244	CARL PERKINS GRANT FOR CAREER	25420006220908	7/1/2024	9/30/2025	339,468	(53)	329,806	97.15%	
244	CARL PERKINS GRANT FOR CAREER	25420006220908	7/1/2025	9/30/2026	286,326	8,864	8,864	3.10%	
255	TITLE II-A, SUPPORTING EFFECTIVE INSTRUCTION	25694501220908	7/1/2024	9/30/2025	1,144,732	14,810	801,301	70.00%	
255	TITLE II-A, SUPPORTING EFFECTIVE INSTRUCTION	25694501220908	7/1/2025	9/30/2026	908,073	30,706	30,706	3.38%	
263	TITLE III-A, ELA	25671001220908	7/1/2024	9/30/2025	558,175	22,610	550,220	98.57%	
263	TITLE III-A, ELA	25671001220908	7/1/2025	9/30/2026	510,703	25,316	25,316	4.96%	
263	TITLE III, PART A-IMMIGRANT	25671003220908	7/1/2024	9/30/2025	99,734	9,115	96,253	96.51%	
263	TITLE III, PART A-IMMIGRANT	25671003220908	7/1/2025	9/30/2026	41,657	0	0	0.00%	
265	NITA M. LOWEY 21ST CCLC CYCLE 11 YEAR 5	256950307110032	8/1/2025	7/31/2026	1,700,000	84,657	170,838	10.05%	
289	TITLE IV-A, SUBPART 1 STUDENT SUPPORT & ACADEMIC ENRICHMENT	25680101220908	7/1/2024	9/30/2025	547,231	4,474	405,562	74.11%	
289	TITLE IV-A, SUBPART 1 STUDENT SUPPORT & ACADEMIC ENRICHMENT	25680101220908	7/1/2025	9/30/2026	344,292	7,993	7,993	2.32%	
410	STATE TEXTBOOK FUND *	25001601	9/1/2024	8/31/2025	6,856,213	135,067	266,486	3.89%	
429	LAW ENFORCEMENT OFFICER STANDARDS & EDU	N/A	7/1/2024	6/30/2025	600	0	600	100.00%	
429	SAFE CYCLE 2	23039703220908	5/14/2024	8/31/2025	1,229,241	0	963,035	78.34%	
429	2025-2027 ADVANCED PLACEMENT COMPUTER SCIENCE PRINCIPLES	25038101220908	3/1/2025	4/30/2027	30,000	0	0	0.00%	
461	CAMPUS ACTIVITY	N/A	7/1/2025	6/30/2026	3,439,032	56,737	70,921	2.06%	
492	EDUCATION FOUNDATION GRANT	N/A	7/1/2025	6/30/2026	29,612	69	69	0.23%	
TOTAL SPECIAL REVENUE FUNDS					\$43,053,513	\$1,303,295	\$15,393,515	35.75%	

**MANSFIELD INDEPENDENT SCHOOL DISTRICT
BALANCE SHEET - GOVERNMENTAL FUNDS
FOR THE TWO MONTHS ENDING AUGUST 2025**

Data

Control Codes	General Funds	Student Nutrition Fund	Debt Service Fund	Capital Projects Funds	Special Revenue Funds
Assets:					
1110 Cash and cash equivalents	\$ 87,086,058	\$ 2,802,105	\$ 46,687,752	\$ 541,744,751	\$ 3,767,715
1220 Delinquent property taxes receivables	5,294,898	-	-	-	-
1230 Allowance for uncollectible taxes (credit)	(2,010,472)	-	(678,409)	-	-
1240 Receivables from other governments	-	-	759,164	-	8,583,285
1250 Accrued interest/Unamortized Discount	927,881	-	-	2,105,535	-
1260 Due from other funds	11,684,119	991,367	1,941,886	-	-
1290 Other receivables	2,731,688	530	2,015,813	-	2,329
1300 Inventories, at cost	200,611	298,566	-	-	-
1410 Prepaid Items	150,303	-	-	-	238
1000 Total Assets	\$ 106,065,086	\$ 4,092,568	\$ 50,726,206	\$ 543,850,286	\$ 12,353,567
Liabilities, Deferred Inflows, and Fund Balance					
Current Liabilities:					
2110 Accounts payable	\$ 1,219,769	\$ 1,398	\$ 2,015,813	\$ 4,787	\$ 1,590
2150 Payroll deduction and withholdings	11,582,343	33,787	-	3,304	77,024
2160 Accrued wages payable	36,155,147	56,177	-	-	1,092,790
2170 Due to other funds	-	1,132,287	-	5,472,149	6,704,085
2180 Payable to other governments	2,417,048	-	-	-	-
2190 Due to other	15	-	-	-	3,667
2300 Deferred revenue	10,000	424,894	333,224	-	-
2400 iPad Deposits	26,988	-	-	-	-
2000 Total Liabilities	\$ 51,411,310	\$ 1,648,543	\$ 2,349,037	\$ 5,480,240	\$ 7,879,156
Deferred Inflows of Resources:					
2600 Unavailable revenue - property taxes	\$ 3,284,426	\$ -	\$ 1,108,288	\$ -	\$ -
Total Deferred Inflows of Resources	\$ 3,284,426	\$ -	\$ 1,108,288	\$ -	\$ -
Fund Balance					
Non-Spendable:					
3410 Inventories	\$ 201,602	\$ 194,528	\$ -	\$ -	\$ -
3430 Prepaid items	2,247,221	75,669	-	-	-
Restricted:					
3450 Grant funds	-	2,173,828	-	-	1,171,165
3470 Capital acquisitions and contractual obligations	-	-	-	2,951,070	-
3480 Retirement of long-term debt	-	-	47,268,881	-	-
Committed:					
3510 Capital acquisitions projects	-	-	-	535,418,976	-
3545 Campus Activity	-	-	-	-	3,303,246
3600 Unassigned	48,920,527	-	-	-	-
3000 Fund Balance, ESTIMATED	\$ 51,369,350	\$ 2,444,025	\$ 47,268,881	\$ 538,370,046	\$ 4,474,411
4000 Total Liabilities, Deferred Inflows, and Fund Balance	\$ 106,065,086	\$ 4,092,568	\$ 50,726,206	\$ 543,850,286	\$ 12,353,567

**MANSFIELD INDEPENDENT SCHOOL DISTRICT
CHILDREN'S CENTER & AFTERSCHOOL - FUND 711
STATEMENT OF REVENUES, EXPENSES, AND CHANGE IN NET POSITION
FOR THE TWO MONTHS ENDING AUGUST 2025**

	CURRENT YEAR 2025-26					PRIOR YEAR 2024-2025				
	Original Budget	Amended Budget	August 2025	Actual Year to Date	Actual to Budget	Original Budget	Amended Budget	August 2024	Actual Year to Date	Actual to Budget
OPERATING REVENUES:										
Local and Intermediate Sources	\$ 4,210,000	\$ 4,210,000	\$ 351,059	\$ 481,532	11.44%	\$ 3,869,460	\$ 3,882,636	\$ 328,900	\$ 460,945	11.87%
State Program Revenues	71,626	71,626	15,370	35,486	49.54%	61,531	61,531	13,586	31,826	51.72%
Other Financing Sources	-	-	-	-	0.00%	-	-	-	-	0.00%
Total operating revenues	\$ 4,281,626	\$ 4,281,626	\$ 366,429	\$ 517,018	12.08%	\$ 3,930,991	\$ 3,944,167	\$ 342,486	\$ 492,771	12.49%
OPERATING EXPENSES:										
11-Instructional	\$ -	\$ -	\$ -	\$ -	0.00%	\$ -	\$ 2,000	\$ -	\$ -	0.00%
23 - School Leadership	-	-	-	-	0.00%	-	520	-	-	0.00%
52-Security & Monitoring Services	-	-	-	-	0.00%	-	3,000	-	-	0.00%
61 - Community Services	3,970,814	3,970,814	232,052	335,195	8.44%	3,716,730	3,752,452	246,222	342,970	9.14%
71 - Debt Service	-	-	-	-	0.00%	-	934	-	-	0.00%
Other Financing Uses	-	-	-	-	0.00%	-	-	-	-	0.00%
Total operating expenses	\$ 3,970,814	\$ 3,970,814	\$ 232,052	\$ 335,195	8.44%	\$ 3,716,730	\$ 3,758,906	\$ 246,222	\$ 342,970	9.12%
EXPENSE SUMMARY BY OBJECT CODE:										
61XX - Payroll Costs	\$ 3,394,889	\$ 3,394,889	\$ 193,473	\$ 287,125	8.44%	\$ 3,231,480	\$ 3,231,480	\$ 183,006	\$ 272,864	8.44%
62XX - Professional and Contracted Services	73,250	77,244	790	5,019	6.50%	38,250	73,948	2,821	3,089	4.18%
63XX - Supplies and Materials	214,400	213,958	20,153	22,307	10.43%	174,200	171,816	8,987	9,292	5.41%
64XX - Other Operating Expenses	288,275	284,723	17,636	20,744	7.29%	272,800	280,728	51,408	57,725	20.56%
65XX - Debt Service	-	-	-	-	0.00%	-	934	-	-	0.00%
66XX - Capital Outlay Expenses	-	-	-	-	0.00%	-	-	-	-	0.00%
Other Financing Uses	-	-	-	-	0.00%	-	-	-	-	0.00%
Total operating expenses	\$ 3,970,814	\$ 3,970,814	\$ 232,052	\$ 335,195	8.44%	\$ 3,716,730	\$ 3,758,906	\$ 246,222	\$ 342,970	9.12%
Operating income (loss)	\$ 310,812	\$ 310,812	\$ 134,377	\$ 181,823		\$ 214,261	\$ 185,261	\$ 96,264	\$ 149,801	
Net Position, July 1, beginning				2,593,233						
Estimated Fund Balance, August 31, ending				\$ 2,775,056						

MANSFIELD INDEPENDENT SCHOOL DISTRICT
NATATORIUM - FUND 712
STATEMENT OF REVENUES, EXPENSES, AND CHANGE IN NET POSITION
FOR THE TWO MONTHS ENDING AUGUST 2025

	CURRENT YEAR 2025-26					PRIOR YEAR 2024-2025				
	Original Budget	Amended Budget	August 2025	Actual Year to Date	Actual to Budget	Original Budget	Amended Budget	August 2024	Actual Year to Date	Actual to Budget
OPERATING REVENUES:										
Local and Intermediate Sources	\$ 1,200,000	\$ 1,200,000	\$ 56,689	\$ 148,095	12.34%	\$ 945,000	\$ 945,000	\$ 68,078	\$ 176,000	18.62%
State Program Revenues	6,961	6,961	2,407	5,637	80.98%	6,765	6,765	2,844	6,314	93.33%
Other Financing Sources	-	-	-	-	0.00%	-	-	-	-	0.00%
Total operating revenues	\$ 1,206,961	\$ 1,206,961	\$ 59,096	\$ 153,732	12.74%	\$ 951,765	\$ 951,765	\$ 70,922	\$ 182,314	19.16%
OPERATING EXPENSES:										
11 - Instructional	\$ -	\$ -	\$ -	\$ -	0.00%	\$ -	\$ -	\$ -	\$ -	0.00%
13 - Curriculum and Instructional Staff Development	-	-	-	-	0.00%	-	-	-	-	0.00%
36 - Cocurricular/Extra Curricular Activities	817,863	817,863	87,877	102,699	12.56%	810,515	811,513	98,133	114,456	14.10%
51 - Plant Maintenance and Facility Services	384,314	384,314	18,608	32,357	8.42%	137,314	392,314	35,068	39,484	10.06%
71 - Debt Service	-	-	-	-	0.00%	-	1,002	-	-	0.00%
81 - Facilities Acquisition & Const	-	-	-	-	0.00%	-	-	-	-	0.00%
Other Financing Uses	-	-	-	-	0.00%	-	-	-	-	0.00%
Total operating expenses	\$ 1,202,177	\$ 1,202,177	\$ 106,485	\$ 135,056	11.23%	\$ 947,829	\$ 1,204,829	\$ 133,201	\$ 153,940	12.78%
OPERATING EXPENSES SUMMARY BY OBJECT CODE:										
61XX - Payroll Costs	\$ 494,363	\$ 494,363	\$ 73,741	\$ 83,901	16.97%	\$ 482,015	\$ 482,015	\$ 78,174	\$ 88,414	18.34%
62XX - Professional and Contracted Services	369,854	369,854	16,226	28,519	7.71%	123,354	370,852	32,260	32,260	8.70%
63XX - Supplies and Materials	131,960	131,260	6,785	10,717	8.16%	121,460	134,820	5,408	11,993	8.90%
64XX - Other Operating Expenses	181,000	181,700	9,733	11,919	6.56%	146,000	180,000	17,359	21,273	11.82%
65XX - Debt Service	-	-	-	-	0.00%	-	1,002	-	-	0.00%
66XX - Capital Outlay Expenses	25,000	25,000	-	-	0.00%	75,000	36,140	-	-	0.00%
Other Financing Uses	-	-	-	-	0.00%	-	-	-	-	0.00%
Total operating expenses	\$ 1,202,177	\$ 1,202,177	\$ 106,485	\$ 135,056	11.23%	\$ 947,829	\$ 1,204,829	\$ 133,201	\$ 153,940	12.78%
Operating income (loss)	\$ 4,784	\$ 4,784	\$ (47,389)	\$ 18,676		\$ 3,936	\$ (253,064)	\$ (62,279)	\$ 28,374	

Net Position, July 1, beginning 36,887

Estimated Fund Balance, August 31, ending \$ 55,563

**MANSFIELD INDEPENDENT SCHOOL DISTRICT
COMBINING STATEMENT OF NET POSITION - PROPRIETARY FUNDS
FOR THE TWO MONTHS ENDING AUGUST 2025**

	Children's Center and Afterschool Care	Natatorium	Business-type Activities Total
Assets			
Current Assets:			
Cash and cash equivalents	\$3,071,572	\$134,227	\$3,205,799
Due from Other funds	0	0	-
Other Receivables	6,500	0	6,500
Deferred Expenditures/Expenses	0	0	-
Total Assets	3,078,072	134,227	3,212,299
Liabilities			
Current Liabilities:			
Accounts Payable	0		\$ -
Payroll deduction and withholdings	35,915	494	36,409
Deferred Revenue	0	-	-
Due to other funds	267,101	78,170	345,271
Total Liabilities	303,016	78,664	381,680
Net Position			
Unrestricted net position	\$2,775,056	\$55,563	\$ 2,830,619
Total Net Position, ESTIMATED	\$2,775,056	\$55,563	\$ 2,830,619



**Board of School Trustees
Mansfield Independent School District**

TITLE: Monthly Investment Reports

DATE: September 23, 2025

INFORMATION

BACKGROUND:

The Public Funds Investment Act requires that, not less than quarterly, written internal management reports be prepared by the investment officer and submitted to the governing body.

Schedules are attached that show book and market values and portfolio allocations between funds and investment holdings as of the month ending August 31, 2025.

All of Mansfield Independent School District's pooled investments and securities comply with the approved Investment Policy, CDA (Local). All investments meet the three basic objectives included in the district's investment policy – safety, liquidity, and yield. The following is a list of authorized broker/dealers approved by the Board on July 22, 2025:

- UBS Paine Webber
- Raymond James
- FHN Financial
- Hilltop Securities
- A J Capital
- Multi-Bank Securities
- Frost Bank
- Wells Fargo Securities, LLC

This report has been submitted in compliance with Government Code 2256.006 per Board policy on investment procedures. The information on this report is, to the best of our knowledge, true and correct, and documents are available to support this date.

/s/ Monica Irvin

Monica Irvin, C.P.A.

/s/ Marinda Bramlett

Marinda Bramlett

/s/ Michele Trongaard

Michele Trongaard, C.P.A.

/s/ Natasha Whetstone

Natasha Whetstone

**MANSFIELD INDEPENDENT SCHOOL DISTRICT
MONTHLY INVESTMENT REPORT
8/31/2025
Unaudited**

Portfolio Summary by Investment Type

Investments	Par Value	Book Value	Market Value	% of Portfolio	Weighted Avg Maturity	Avg Yield to Maturity
Money Market Funds	\$ 37,160,211.28	\$ 37,160,211.28	\$ 36,679,880.68	5.35%	1	4.230
***Frost Bank	4,136,026.10	4,136,026.10	4,136,026.10	0.60%	1	
Government Agency Securities	453,530,000.00	451,575,744.35	451,507,647.24	65.80%	182.53	4.112
Municipal Bonds	10,340,000.00	10,450,752.72	10,451,341.12	1.52%	13.48	3.770
Commercial Paper	105,000,000.00	104,166,444.02	104,145,470.00	15.18%	13.46	4.301
***LOGIC	29,657,646.80	29,657,646.80	29,657,646.80	4.32%	1	4.394
TexSTAR	47,475,891.56	47,475,891.56	47,475,891.56	6.92%	1	4.286
Texas Class	2,154,964.37	2,154,964.37	2,154,964.37	0.31%	1	4.390
	\$ 689,454,740.11	\$ 686,777,681.19	\$ 686,208,867.87	100.00%	214.468	4.212

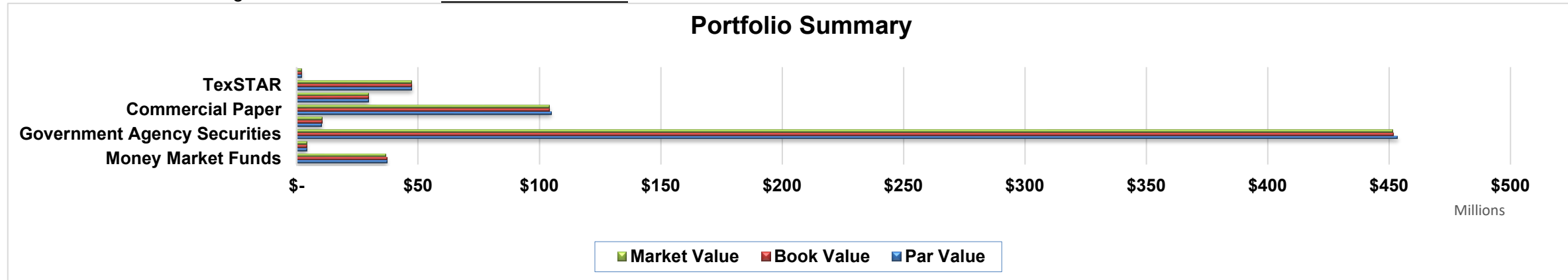
Accrued Interest

Accrued Interest at Purchase		\$ 2,118,648	\$ 2,118,648
Accrued Interest		1,985,239	1,985,239
Subtotal		\$ 4,103,887	\$ 4,103,887

Total Investment Value **\$ 689,454,740** **\$ 690,881,569** **\$ 690,312,755**

Total Current Year Earnings by Fund

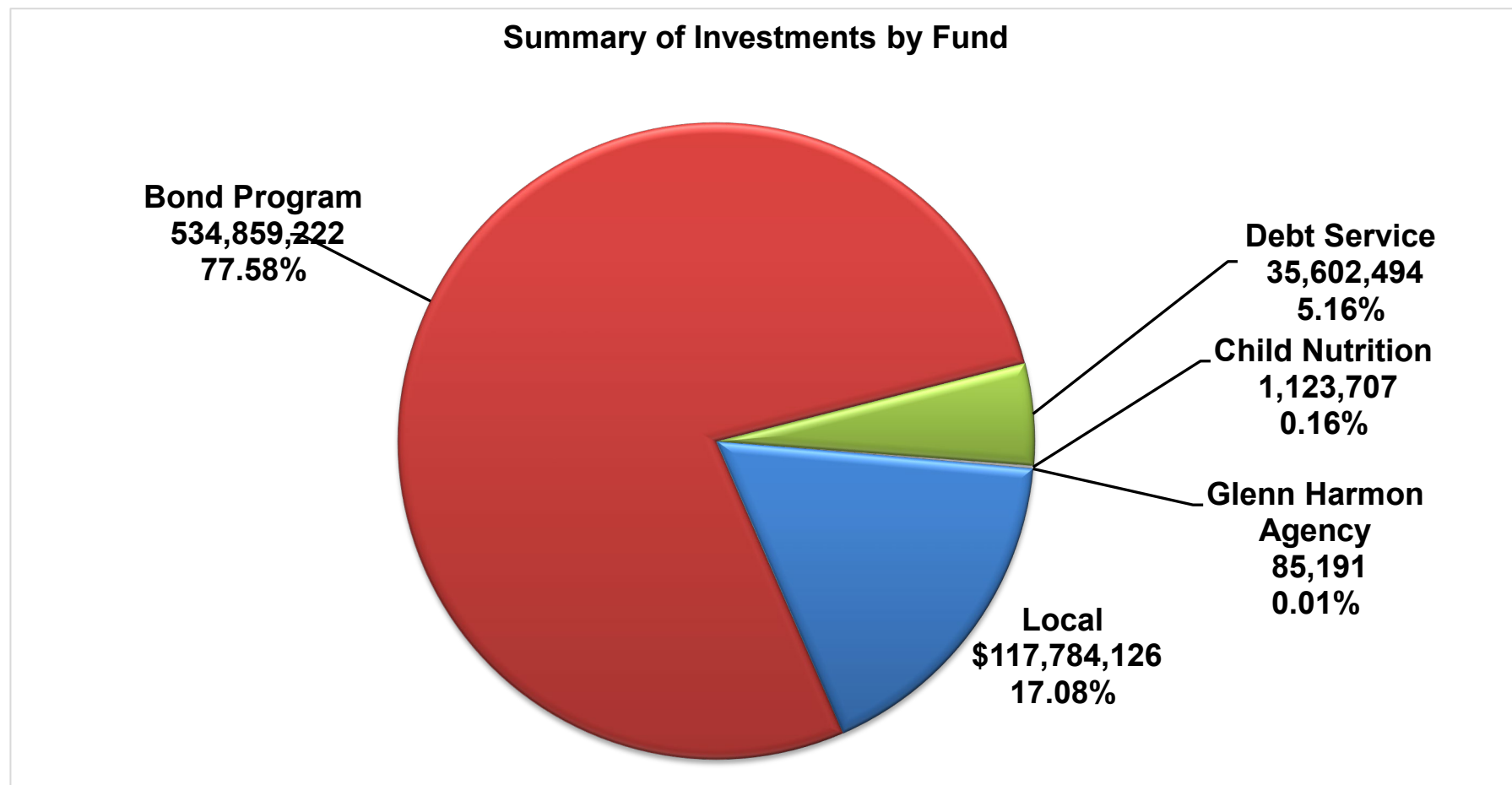
	8/31/2025	Period Ending
General Fund	798,758	
Child Nutrition Funds	8,511	
Debt Service Fund	354,958	
Construction Funds	2,675,884	
Custodial Funds	633	
Total Interest Earnings	\$ 3,838,746	



***The Book values reflected are based on statement balances.

**MANSFIELD INDEPENDENT SCHOOL DISTRICT
MONTHLY INVESTMENT REPORT
8/31/2025
Unaudited**

Fund	Previous Month	Current Month	Change
Local	\$ 125,991,411	\$ 117,784,126	\$ (8,207,285)
Bond Program	548,985,387	534,859,222	(14,126,165)
Debt Service	53,064,107	35,602,494	(17,461,613)
Child Nutrition	1,364,669	1,123,707	(240,961)
Glenn Harmon Agency	84,874	85,191	317
Total Ending Balance for the Period Ending	\$ 729,490,448	\$ 689,454,740	\$ (40,035,708)



**MANSFIELD INDEPENDENT SCHOOL DISTRICT
INVESTMENT POSITION DETAIL BY FUND AND TYPE**

08/31/25

8/31/2025

Investment Type	Investment Asset	Trade Ticket #	Settlement Date	(Sorted by) Maturity Date	Callable Date	CUSIP	Yield to Maturity	Interest Paid on Pool Accounts for the Month	Days to Maturity	Par	Unamortized Discount	Unamortized Premium	Statement Balance (Book Balance on securities)	8/31/25	
														Market Value at	Weighted Average Maturity
General Fund Investment Portfolio															
Money Market	Bank of Oklahoma (Invesco Premier U.S. Government Money Portfolio)						4.220		1	5,590			5,590	5,590	
DDA Checking	Frost Bank						0.000		1	3,688,613			3,688,613	3,688,613	
	Subtotal						2.110	-	1	3,694,203	-	-	3,694,203	3,694,203	
Investment Pool	LOGIC						4.394	2,181	1	542,516			542,516	542,516	1.00
Investment Pool	Texas Class						4.390	10,910	1	2,154,964			2,154,964	2,154,964	1.00
Investment Pool	TexSTAR						4.286	75,094	1	26,557,234			26,557,234	26,557,234	1.00
	Subtotal						4.357	88,185	1	29,254,714	-	-	29,254,714	29,254,714	1.00
Brokerage Held Securities															
Government Agency Securities															
Wells Fargo Brokerage															
	FFCB	WF 25-01	01/16/25	01/16/26		3133ERV24	4.273		138	20,000,000	(1,658)		19,998,342	20,006,620	32.53
	FHLB	WF 25-02	03/12/25	03/12/26		3130B5AX6	4.330		193	18,000,000			18,000,000	17,985,816	40.95
	FHLB	WF 25-03	04/15/25	04/15/26		3130B5VU9	4.100		227	30,000,000			30,000,000	29,952,510	80.27
	Subtotal						4.234	-	186	68,000,000	(1,658)	-	67,998,342	67,944,946	153.757
Money Market	Wells Fargo Brokerage						4.23	77,444		16,835,209			16,835,209	16,835,209	1.00
	Subtotal						4.230	77,444		16,835,209	-	-	16,835,209	16,835,209	1.00
	Total Brokerage Held Securities Wells Fargo Brokerage						2.821	77,444		84,835,209	(1,658)	-	84,833,550	84,780,155	154.76
Grand Total Investment for Fund							3.5892	165,629		117,784,126	(1,658)	-	117,782,467	117,729,072	
Debt Service Fund Investment Position															
DDA Checking	Frost Bank						0.000		1	200,668			200,668	200,668	
Investment Pool	LOGIC						4.394	84,596	1	15,358,340			15,358,340	15,358,340	
Investment Pool	TexSTAR						4.286	72,695	1	20,043,486			20,043,486	20,043,486	
	Subtotal						4.340	157,291	1	35,401,826	-	-	35,401,826	35,401,826	
Grand Total Investment for Fund							4.340	157,291	1	35,602,494	-	-	35,602,494	35,602,494	
2017 Bond Program															
Investment Pool	LOGIC						4.394	1,996	1	504,823			504,823	504,823	
	Subtotal						4.394	1,996	1	504,823	-	-	504,823	504,823	
Grand Total Investment for Fund							4.394	1,996	1	504,823	-	-	504,823	504,823	
2024 Bond Program															
Investment Pool	LOGIC						4.394	244,577	1	13,164,986			13,164,986	13,164,986	
	Subtotal						4.394	244,577	1	13,164,986	-	-	13,164,986	13,164,986	
Brokerage Held Securities															
Government Agency Securities															
Wells Fargo Brokerage															
	Fannie Discount Note	WF 26-31	08/05/25	09/02/25		313589LE1	4.308		2	20,000,000	(4,706)		19,995,294	19,990,660	0.08
	Freddie Mac Discount Note	WF 26-32	08/05/25	10/14/25		313397MY4	4.273		44	11,000,000	(56,198)		10,943,802	10,942,371	0.93
	US Treasury Bill	WF 26-05	08/05/25	10/16/25		912797QF7	4.253		46	12,000,000	(63,787)		11,936,213	11,938,992	1.06
	US Treasury Bill	WF 26-08	08/05/25	11/18/25		912797RP4	4.197		79	10,000,000	(89,753)		9,910,247	9,913,460	1.51
	Federal Home Loan Discount Note	WF 26-34	08/05/25	11/26/25		313385PT7	4.242		87	13,000,000	(129,751)		12,870,249	12,870,325	2.16
	US Treasury Bill	WF 26-06	08/05/25	12/18/25		912797QZ3	4.154		109	10,000,000	(122,171)		9,877,829	9,880,810	2.08
	US Treasury Bill	WF 26-04	08/05/25	12/26/25		912797NU7	4.126		117	10,000,000	(130,163)		9,869,838	9,872,200	2.23
	US Treasury Bill	WF 26-07	08/05/25	01/15/26		912797RJ8	4.088		137	15,000,000	(224,400)		14,775,600	14,779,935	3.90
	US Treasury Bill	WF 26-09	08/05/25	01/29/26		912797RK5	4.079		151	10,000,000	(164,375)		9,835,625	9,838,380	2.86
	US Treasury Note	WF 26-01	08/05/25	02/15/26		912828P46	4.042		168	10,000,000	(108,553)		9,891,447	9,893,750	3.20
	Federal Home Loan Discount Note	WF 26-36	08/05/25	02/23/26		313385TL0	4.056		176	10,000,000	(190,556)		9,809,444	9,807,910	3.33
	US Treasury Note	WF 26-15	08/05/25	02/28/26		91282CKB6	4.101		181	10,000,000		25,429	10,025,429	10,026,950	3.50
	Federal Home Loan Discount Note	WF 26-37	08/05/25	03/02/26		313385TT3	4.041		183	20,000,000	(397,008)		19,602,992	19,606,880	6.92
	US Treasury Note	WF 26-16	08/05/25	03/31/26		91282CKH3	4.038		212	10,000,000		25,915	10,025,915	10,027,150	4.10
	US Treasury Note	WF 26-02	08/05/25	04/15/26		91282CGV7	3.950		227	21,000,000	(26,460)		20,973,540	20,969,067	9.18
	FFCB	WF 26-26	08/05/25	05/08/26		3133ERDZ1	3.958		250	500,000		2,634	502,634	502,609	0.24
	US Treasury Note	WF 26-03	08/05/25	05/15/26		91282CHB0	3.923		257	20,000,000	(41,893)		19,958,107	19,955,400	9.89
	FFCB	WF 26-25	08/05/25	05/28/26		3133EPUD5	3.924		270	1,000,000		5,945	1,005,945	1,006,235	0.52
	Federal Home Loan Discount Note	WF 26-35	08/05/25	06/05/26		313385XS0	3.907		278	10,000,000	(289,311)		9,710,689	9,713,780	5.21
	FHLB	WF 26-24	08/05/25	06/12/26		3130AWLZ1	3.961		285	500,000		2,985	502,985	503,104	0.28
	FFCB	WF 26-27	08/05/25	06/12/26		3133ERHD6	3.942		285	500,000		3,536	503,536	503,654	0.28
	US Treasury Note	WF 26-10	08/05/25	06/15/26		91282CHH7	3.906		288	10,000,000		16,548	10,016,548	10,013,280	5.56
	Federal Home Loan Discount Note	WF 26-39	08/07/25	07/06/26		313385YZ3	3.867		309	11,000,000	(349,623)		10,650,377	10,656,954	6.35
	FHLB	WF 26-19	08/06/25	07/30/26	1/30/2026	3130B7EF7	4.030		333	10,000,000			10,000,000	9,995,840	6.42
	FFCB	WF 26-28	08/05/25	08/05/26		3133ERNE7	3.912		339	2,000,000		8,375	2,008,375	2,006,810	1.31
	US Treasury Note	WF 26-11	08/05/25	08/15/26		91282CHU8	3.873		349	15,000,000		69,932	15,069,932	15,066,795	10.14
	US Treasury Note	WF 26-12	08/05/25	09/15/26		91282CHY0	3.833		380	10,000,000		79,688	10,079,688	10,080,080	7.39
	FHLB	WF 26-20	08/06/25	10/30/26	1/30/2026	3130B7EK6	4.040		425	10,000,000			10,000,000	9,994,750	8.20

**MANSFIELD INDEPENDENT SCHOOL DISTRICT
INVESTMENT POSITION DETAIL BY FUND AND TYPE**

08/31/25

8/31/2025

Investment Type	Investment Asset	Trade Ticket #	Settlement Date	(Sorted by)		CUSIP	Yield to Maturity	Interest Paid on Pool Accounts for the Month	Days to Maturity	Par	Unamortized Discount	Unamortized Premium	Statement Balance (Book Balance on securities)	Market Value at	Weighted Average Maturity
				Maturity Date	Callable Date										
													8/31/25		
	US Treasury Note	WF 26-45	08/08/25	11/30/26		912828YU8	3.799		456	10,000,000	(262,371)		9,737,629	9,739,450	8.56
	US Treasury Note	WF 26-13	08/05/25	12/15/26		91282CJP7	3.748		471	10,000,000		77,816	10,077,816	10,072,660	9.15
	FHLB	WF 26-21	08/06/25	01/29/27	1/29/2026	3130B7EJ9	4.110		516	10,000,000			10,000,000	9,993,480	9.95
	US Treasury Note	WF 26-14	08/05/25	02/15/27		91282CKA8	3.717		533	10,000,000		57,273	10,057,273	10,052,340	10.34
	FFCB	WF 26-29	08/05/25	02/26/27		3133ETJX6	3.760		544	3,030,000		10,422	3,040,422	3,041,841	3.19
	US Treasury Note	WF 26-18	08/05/25	03/31/27		91282CMV0	3.709		577	10,000,000		24,908	10,024,908	10,025,390	11.16
	FHLB	WF 26-22	08/06/25	04/30/27	1/30/2026	3130B7EH3	4.130		607	10,000,000			10,000,000	9,992,850	11.71
	US Treasury Note	WF 26-17	08/05/25	05/15/27		91282CKR1	3.699		622	10,000,000		130,688	10,130,688	10,132,030	12.15
	US Treasury Note	WF 26-46	08/08/25	06/15/27		91282CKV2	3.711		653	10,000,000		156,385	10,156,385	10,162,500	12.79
	FHLB	WF 26-23	08/06/25	07/30/27	1/30/2026	3130B7EG5	4.170		698	10,000,000			10,000,000	9,992,030	13.46
	Subtotal						3.989		306	385,530,000	(2,651,076)	698,479	383,577,403	383,562,701	211.29
Commercial Paper															
	Federation Des Caisses	WF 26-40	08/07/25	09/08/25		31428FW84	4.347		8	15,000,000	(14,433)		14,985,567	14,981,820	0.23
	Paccar Financial Corp	WF 26-43	08/07/25	09/10/25		69372AWA6	4.338		10	10,000,000	(12,000)		9,988,000	9,985,390	0.19
	Private Expt Fund Corp	WF 26-41	08/07/25	10/08/25		7428M2X89	4.322		38	20,000,000	(90,567)		19,909,433	19,904,740	1.46
	Norddeutsche Landsbk NY	WF 26-42	08/07/25	11/07/25		6558MY79	4.317		68	20,000,000	(161,311)		19,838,689	19,831,740	2.60
	Swedbank AB Publ	WF 26-44	08/07/25	12/08/25		87020WZ88	4.251		99	20,000,000	(230,450)		19,769,550	19,766,760	3.77
	Banco Santander	WF 25-04	05/21/25	01/15/26		05970UAF5	4.230		137	20,000,000	(324,795)		19,675,205	19,675,020	5.20
	Subtotal						4.301		60	105,000,000	(833,556)	-	104,166,444	104,145,470	13.46
Municipal Bond															
	Los Angeles Calif Uni Sch Dist	WF 26-30	08/06/25	07/01/27		544647KX7	3.770		669	10,340,000		110,753	10,450,753	10,451,341	13.48
	Subtotal						3.770		669	10,340,000	-	110,753	10,450,753	10,451,341	13.48
Money Market															
	Wells Fargo Brokerage						4.230	2,033		20,319,413			20,319,413	19,839,082	1.00
	Subtotal						4.230	2,033		20,319,413	-		20,319,413	19,839,082	1.00
	Total Brokerage Held Securities Wells Fargo Brokerage						4.072	2,033	345	521,189,413	(3,484,632)	809,232	518,514,012	517,998,594	239.24
	Grand Total Investment for Fund						4.233	246,610		534,354,399	(3,484,632)	809,232	531,678,999	531,163,581	
Child Nutrition															
DDA Checking	Frost Bank						-		1	246,745			246,745	246,745	
Investment Pool	LOGIC						4.394	7	1	1,791			1,791	1,791	
Investment Pool	TexSTAR						4.286	3,772	1	875,171			875,171	875,171	
	Subtotal						4.340	3,778	1	876,962	-	-	876,962	876,962	
	Grand Total Investment for Fund						4.340	3,778	1	1,123,707	-	-	1,123,707	1,123,707	
Glenn Harmon Agency															
Investment Pool	LOGIC						4.394	317	1	85,191			85,191	85,191	
	Subtotal						4.394	317	1	85,191	-	-	85,191	85,191	
	Grand Total Investment for Fund						4.394	317	1	85,191	-	-	85,191	85,191	
	Grand Total Investments ALL Funds						3.613	\$ 575,620		\$ 689,454,740	\$ (3,486,291)	\$ 809,232	\$ 686,777,681	\$ 686,208,868	

200



**Board of School Trustees
Mansfield Independent School District**

TITLE: Property Tax Collections

DATE: September 23, 2025

INFORMATION

BACKGROUND:

The Tarrant County Tax Office collects property taxes on behalf of the District for the general fund and the debt service fund. The attached Schedule of Delinquent Taxes Receivable includes tax collections for the current fiscal year as of August 31, 2025.

Total current and delinquent collections as of August 31, 2025, total \$1,113,324.

For comparison, current collections as of August 31, 2025, total \$1,138,839 compared to \$160,394 through August 31, 2024.

MANSFIELD INDEPENDENT SCHOOL DISTRICT
SCHEDULE OF DELINQUENT TAXES RECEIVABLE
FISCAL YEAR ENDED JUNE 30, 2026

Last Ten Years		(1)		(2)	(3)	(10)	(20)	(31)	(32)	(40)	(50)
		Tax Rates		Assessed/Appraised Value for School Tax Purposes	Beginning Balance 7/1/2025	Current Year's Total Levy	Maintenance Collections	Debt Service Collections	Entire Year's Adjustments	Ending Balance 6/30/2026	
		Maintenance	Debt Service								
2017	and prior years	Various	Various	Various	1,454,157	-	\$ 1,003	\$ 453	\$ -	\$ 1,452,701	
2018		1.0400	0.5000	12,548,024,977	178,745	-	447	202	-	178,096	
2019		1.0400	0.5000	13,939,141,882	221,215	-	470	226	-	220,519	
2020		0.9700	0.4900	15,410,617,919	310,738	-	1,760	846	-	308,132	
2021		0.9564	0.4900	15,567,029,316	302,395	-	5,041	2,546	(362)	294,446	
2022		1.0583	0.3600	17,221,953,433	339,580	-	8,265	4,235	(709)	326,371	
2023		0.9746	0.3600	19,222,924,840	540,238	-	22,937	7,802	(5,367)	504,132	
2024		0.7892	0.3600	21,009,872,148	677,361	-	(59,697)	(22,051)	(208,897)	550,212	
2025		0.7869	0.3600	22,638,940,565	3,057,166	-	782,085	356,754	(506,896)	1,411,431	
2026	(School year under audit)	0.7869	0.3600	-	-	-	-	-	-	-	
1000	TOTALS				<u>\$ 7,081,596</u>	<u>\$ -</u>	<u>\$ 762,311</u>	<u>\$ 351,013</u>	<u>\$ (722,231)</u>	<u>\$ 5,246,040</u>	

September 2025 District Dashboard Summary Report

1. Vision 2030			
Dashboard Measure	Status	Mid-Course Correction	Report Page #
No Scheduled Reports			
2. Curriculum and Instruction			
Dashboard Measure	Status	Mid-Course Correction	Report Page #
No Scheduled Reports			
3. Student Services			
Dashboard Measure	Status	Mid-Course Correction	Report Page #
No Scheduled Reports			
4. Technology			
Dashboard Measure	Status	Mid-Course Correction	Report Page #
4.1 % Critical Systems Scheduled Uptime			3 – 4
4.2 % Work Orders Completed within 7 Business Days			5
4.3 Cybersecurity: Uncompromised End-Points			6
5. Human Resources			
Dashboard Measure	Status	Mid-Course Correction	Report Page #
No Scheduled Reports			
6. Communications and Marketing			
Dashboard Measure	Status	Mid-Course Correction	Report Page #
No Scheduled Report			
7. Facilities and Operations			
Dashboard Measure	Status	Mid-Course Correction	Report Page #
7.1.1 % of Total Maintenance Work Orders Completed within 5 Business Days			7 - 8
7.1.2 % of Maintenance Labor Hours Dedicated to Preventative Work Orders			9
7.2.1 % of Custodial Workers Compensation Claims Filed			10
7.2.2 % of Total Custodial Work Orders Completed within 10 Business Days			11 – 12
7.3.1 % of Student Meal Participation			13
7.3.2 Decrease Food Cost Margin			14
7.4.1 2024 Bond Program % Under Budget			15
7.6.1 District Total Paid Worker’s Compensation Claims			16 – 17
7.7.1 % of Overall Events Dedicated to the MISD Fine Arts Programs and Activities			18
7.8.1 Reduce the Number of Buses That Are Out of Service Daily			19
8. Business Services			
Dashboard Measure	Status	Mid-Course Correction	Report Page #
No Scheduled Reports			
9. Safety and Security			
Dashboard Measure	Status	Mid-Course Correction	Report Page #
9.1 % Police Presentations Per Month			20 - 21

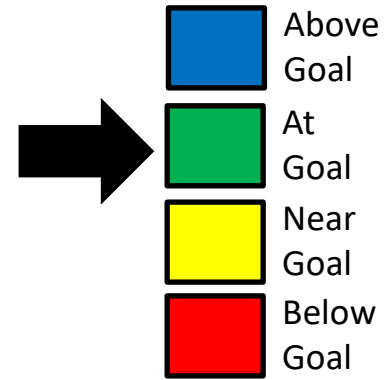
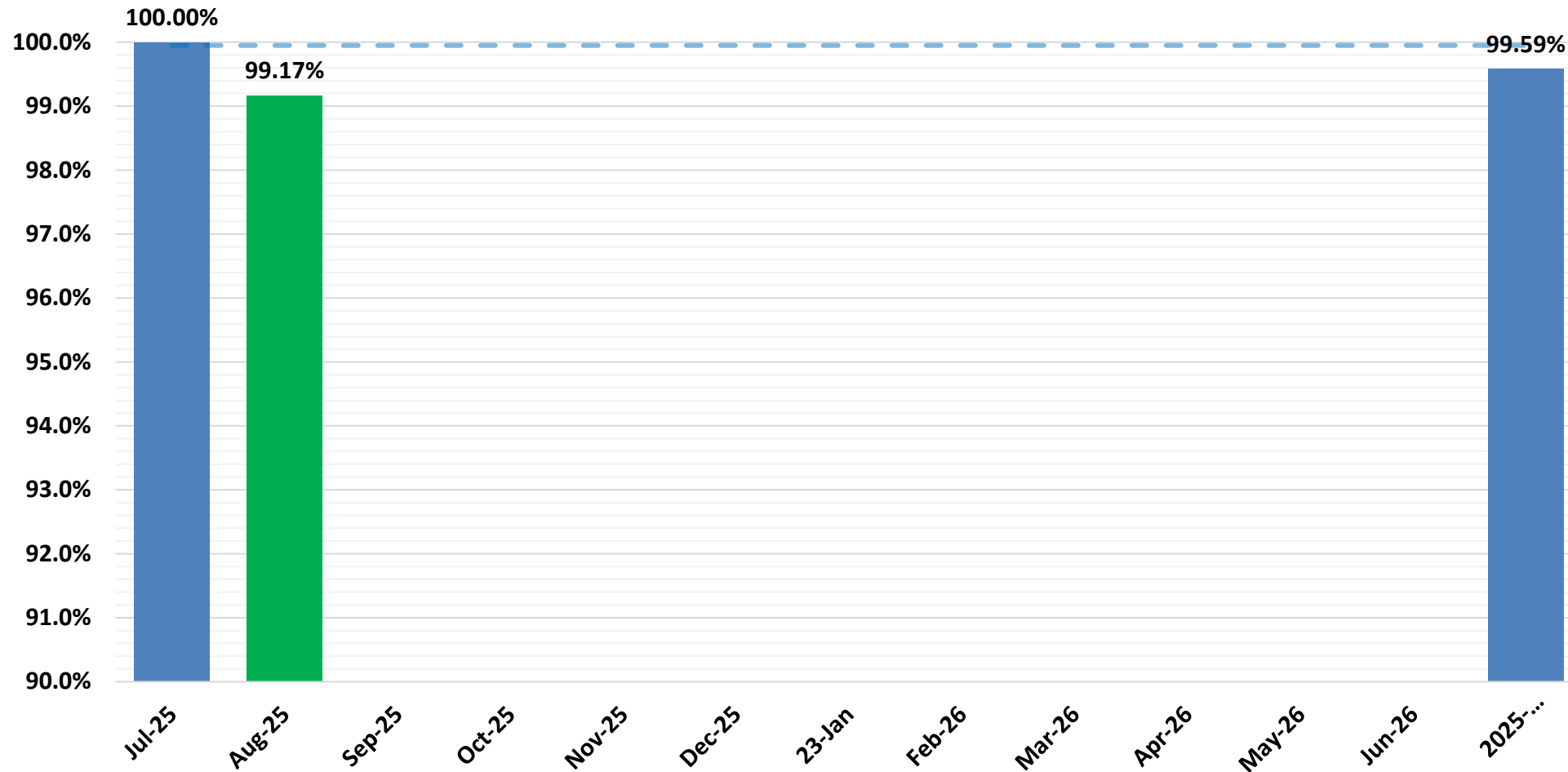
Above Goal
 At Goal
 Near Goal
 Below Goal

EC Accountability

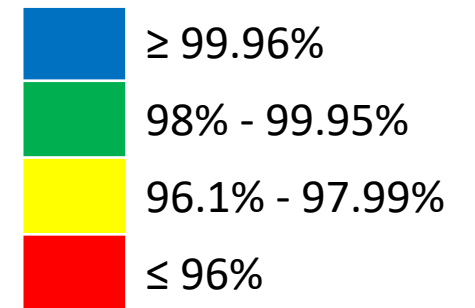
September 2025

Department		Key Strategic Measures										Data Collected, Managed, and Reported by		
Technology – Focus on Excellence and Equity in Technology		4.1 % Critical Systems Scheduled Uptime 4.2 % Work Orders Completed within 7 Business Days 4.3 Cybersecurity: Uncompromised End-Points										Shawntee' Cowan		
Leading Indicator Measure		Reported By	Sept.	Oct.	Nov.	Dec.	Jan.	Feb.	Mar.	Apr.	May	June	July	Aug.
4.1 % Critical Systems Scheduled Uptime		Mrs. Cowan	X	X	X	X	X	X	X	X	X	X	X	X
4.2 % Work Orders Completed within 7 Business Days		Mrs. Cowan	X		X		X		X		X		X	X
4.3 Cybersecurity: Uncompromised End-Points		Mrs. Cowan	X		X		X		X		X		X	X

4.1 % Critical Systems Scheduled Uptime




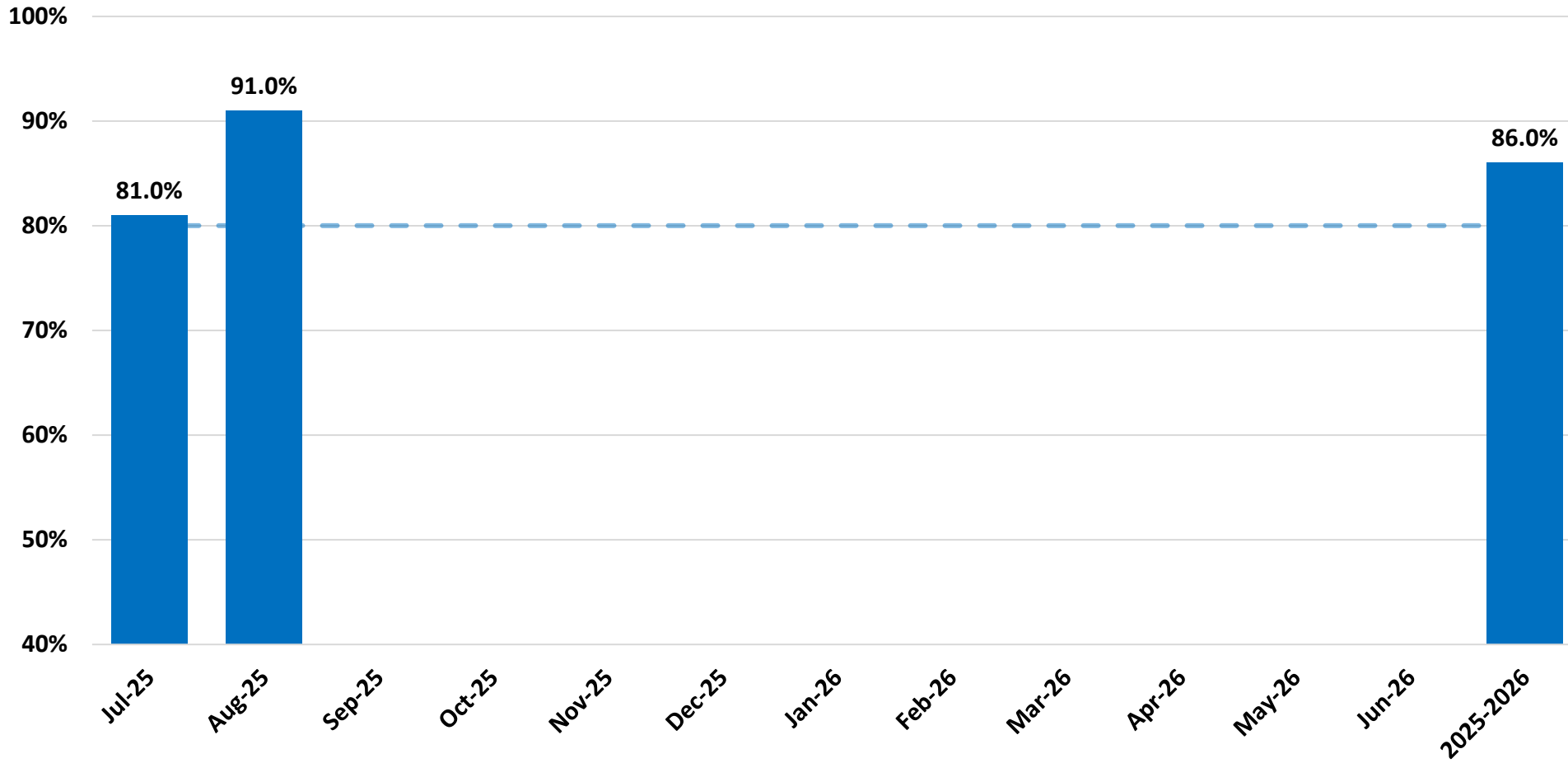
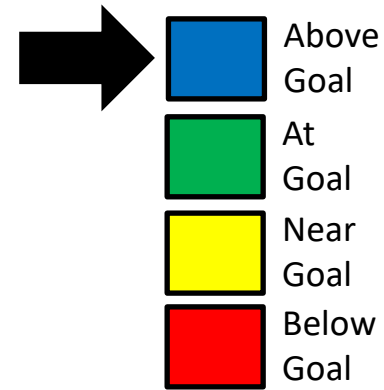
Status for this Measure



Goal: $\geq 99.95\%$

206


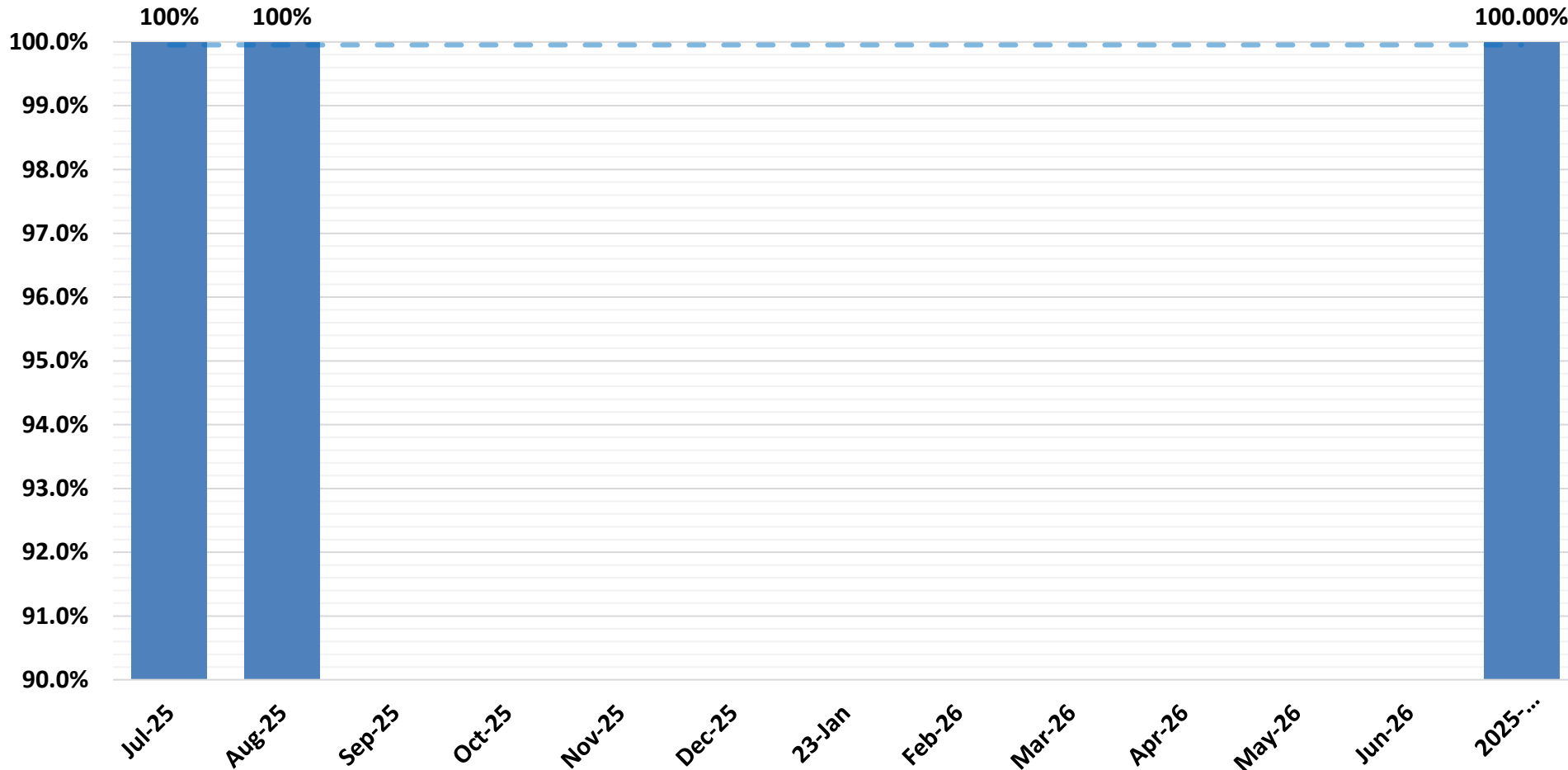
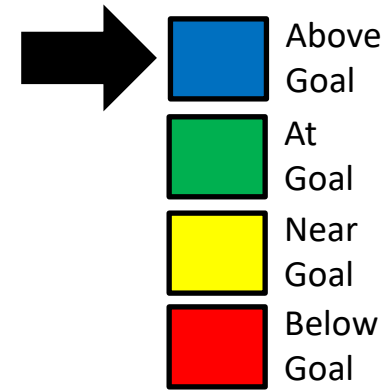
4.2 % Work Orders Completed within 7 Business Days



Goal: $\geq 80\%$

207

4.3 Cybersecurity: Uncompromised End-Points

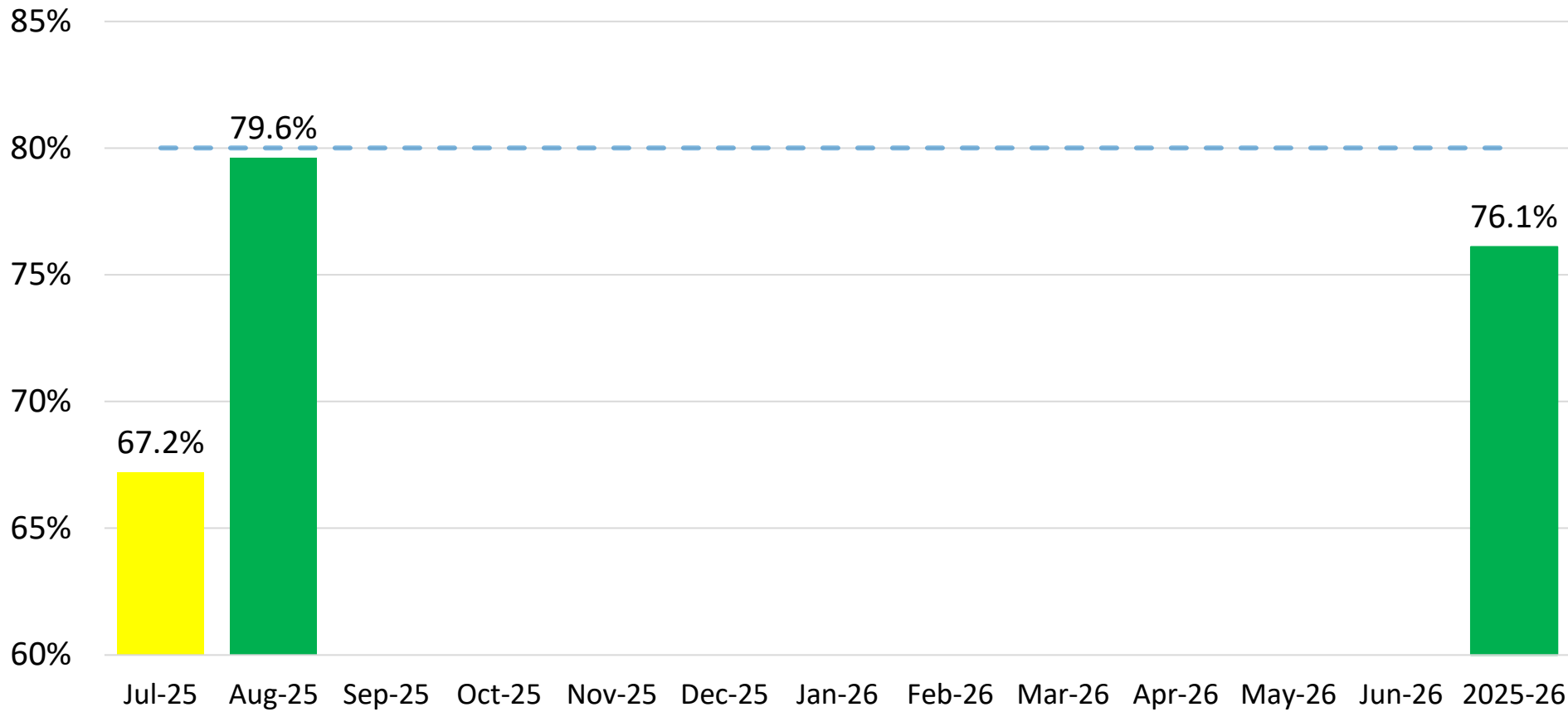
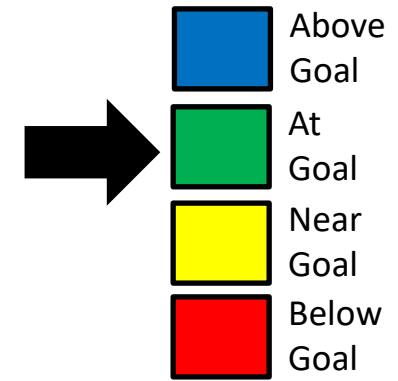


Goal: $\geq 98.9\%$

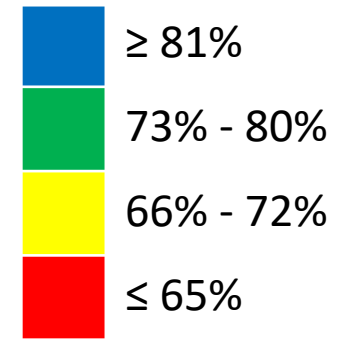
208

Department	Key Strategic Measures										Data Collected, Managed, and Reported by		
Facilities and Operations – Focus on Operational Excellence	7.1.1 % of Total Maintenance Work Orders Completed within 5 Business Days 7.2.1 % of Custodial Workers Compensation Claims Filed 7.3.1 % of Student Meal Participation										Jeff Brogden Rita Denton		
Leading Indicator Measure	Reported By	Sept.	Oct.	Nov.	Dec.	Jan.	Feb.	Mar.	Apr.	May	June	July	Aug.
7.1.1 % of Total Maintenance Work Orders Completed within 5 Business Days	Mr. Brogden	X		X		X		X		X		X	X
7.1.2 % of Maintenance Labor Hours Dedicated to Preventative Work Orders	Mr. Brogden	X		X		X		X		X		X	X
7.2.1 % of Custodial Workers Compensation Claims Filed	Mr. Brogden	X				X				X			X
7.2.2 % of Total Custodial Work Orders Completed within 10 Business Days	Mr. Brogden	X		X		X		X		X		X	X
7.3.1 % of Student Meal Participation	Mr. Brogden	X		X		X		X		X		X	
7.3.2 Decrease Food Cost Margin	Mr. Brogden	X				X				X			
7.4.1 2024 Bond Program % Under Budget	Mr. Brogden	X		X		X		X		X		X	X
7.5.1 Energy Management Cost Avoidance	Mr. Brogden			X		X		X		X		X	X
7.6.1 District Total Paid Worker’s Compensation Claims	Mr. Brogden	X				X				X			X
7.7.1 % of Overall Events Dedicated to the MISD Fine Arts Programs and Activities	Mr. Brogden	X		X		X		X		X		X	
7.8.1 Reduce the Number of Buses That Are Out of Service Daily	Mr. Brogden	X		X		X		X		X		X	X

7.1.1 % of Total Maintenance Work Orders Completed within 5 Business Days



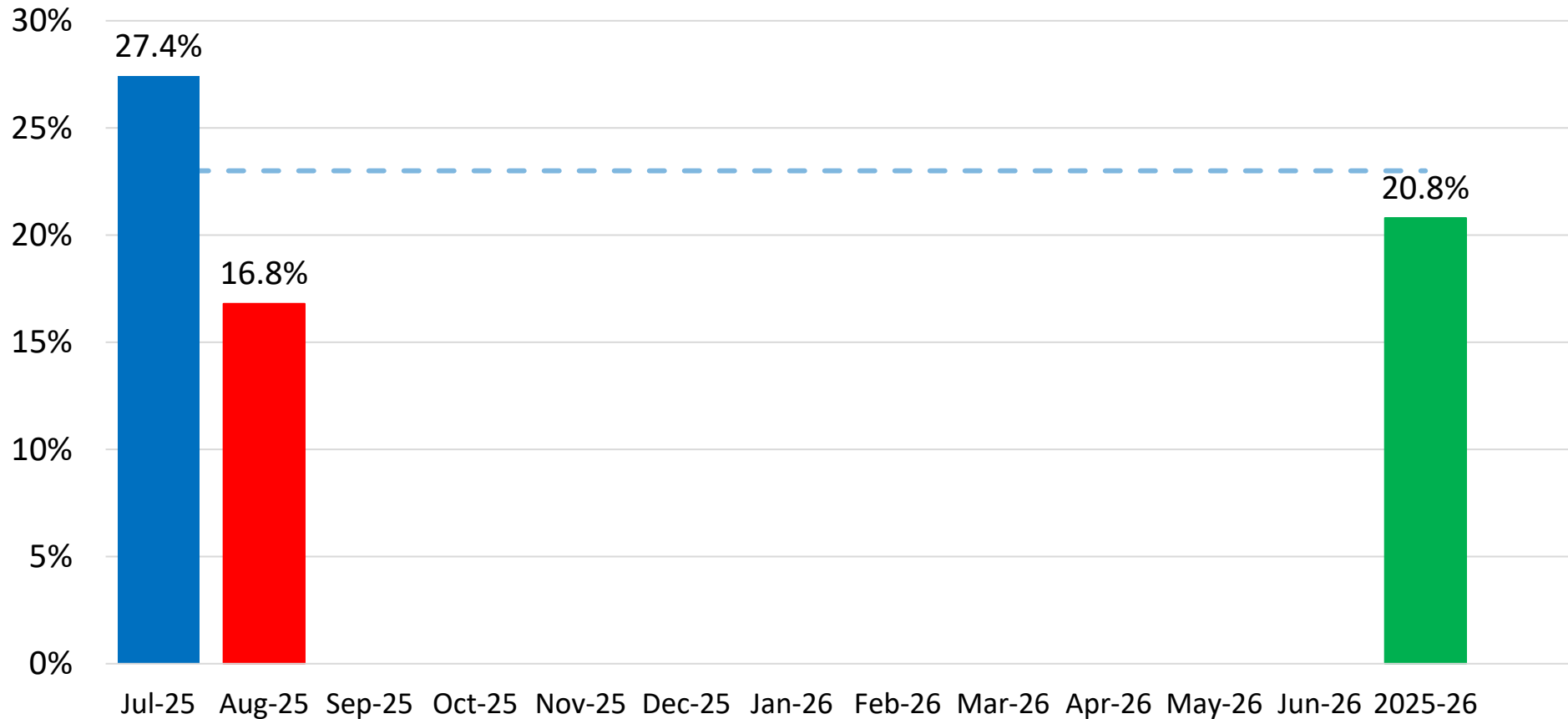
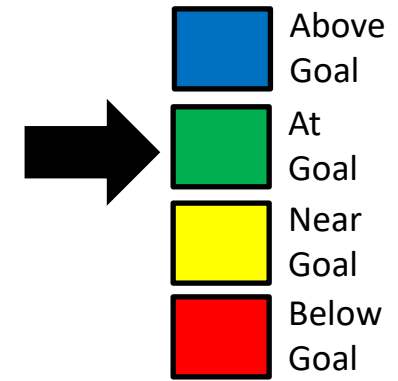
Status for this Measure



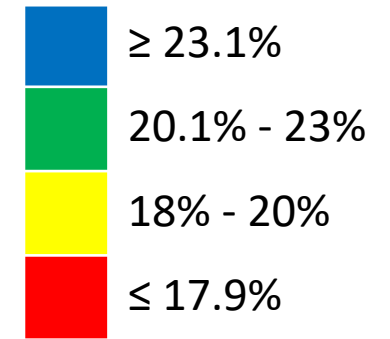
210

Goal: \geq 80% Annually

7.1.2 % of Maintenance Labor Hours Dedicated to Preventative Work Orders



Status for this Measure

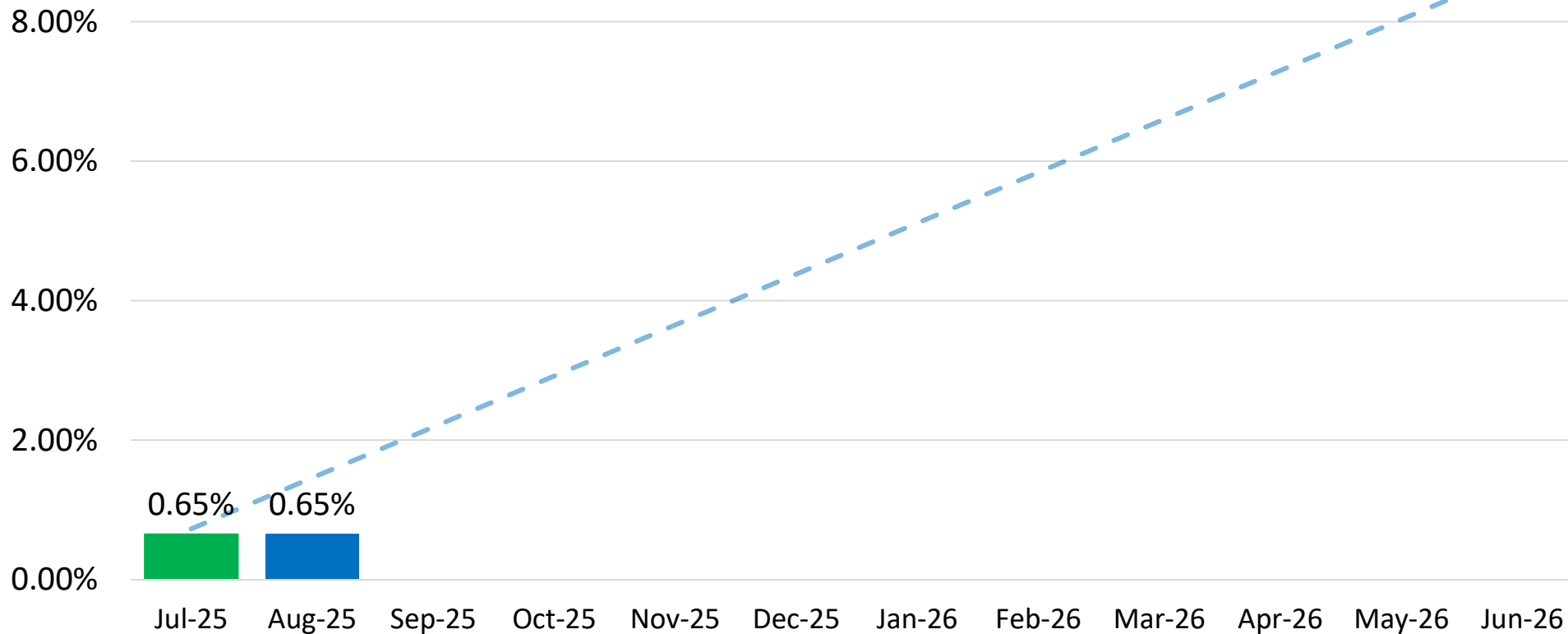


211

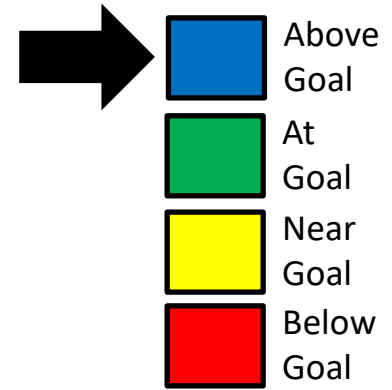
Goal: $\geq 23\%$ Annually

7.2.1 % of Custodial Workers Compensation Claims Filed

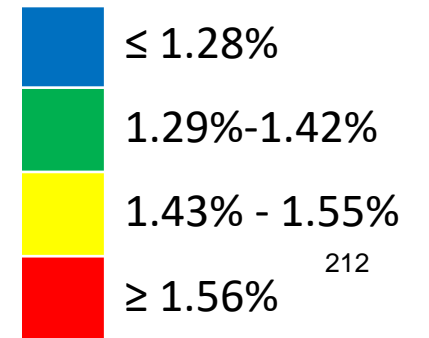
YTD Medical Claims



Goal: < 8% Annually



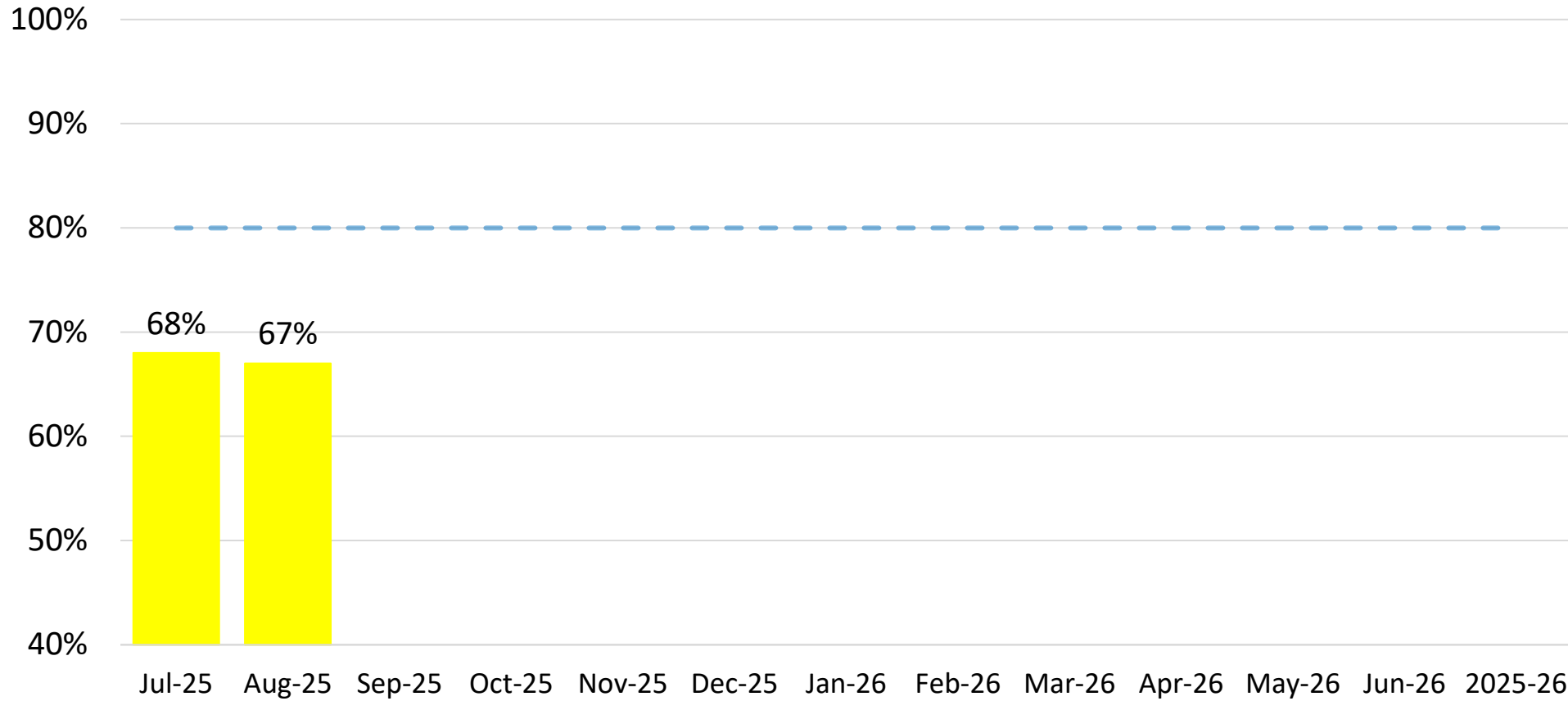
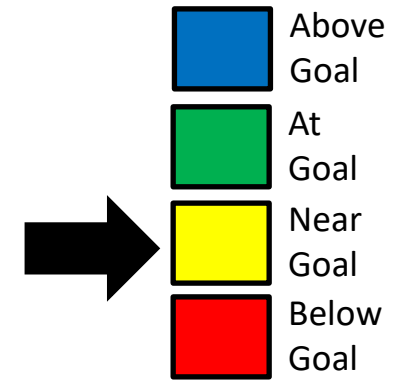
Status for this Measure



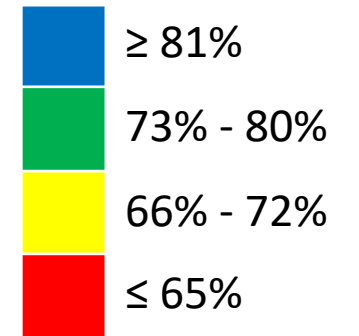
212

Measures reflect our YTD goal thresholds to evaluate leading data to determine if we are on target for achieving the annual goal.

7.2.2 % of Total Custodial Work Orders Completed within 10 Business Days




Status for this Measure



213

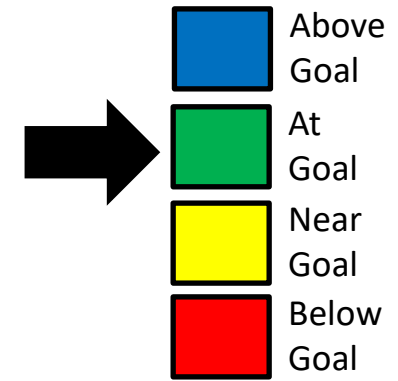
Goal: \geq 80% Annually

7.2.2 % of Total Custodial Work Orders Completed within 10 Business Days

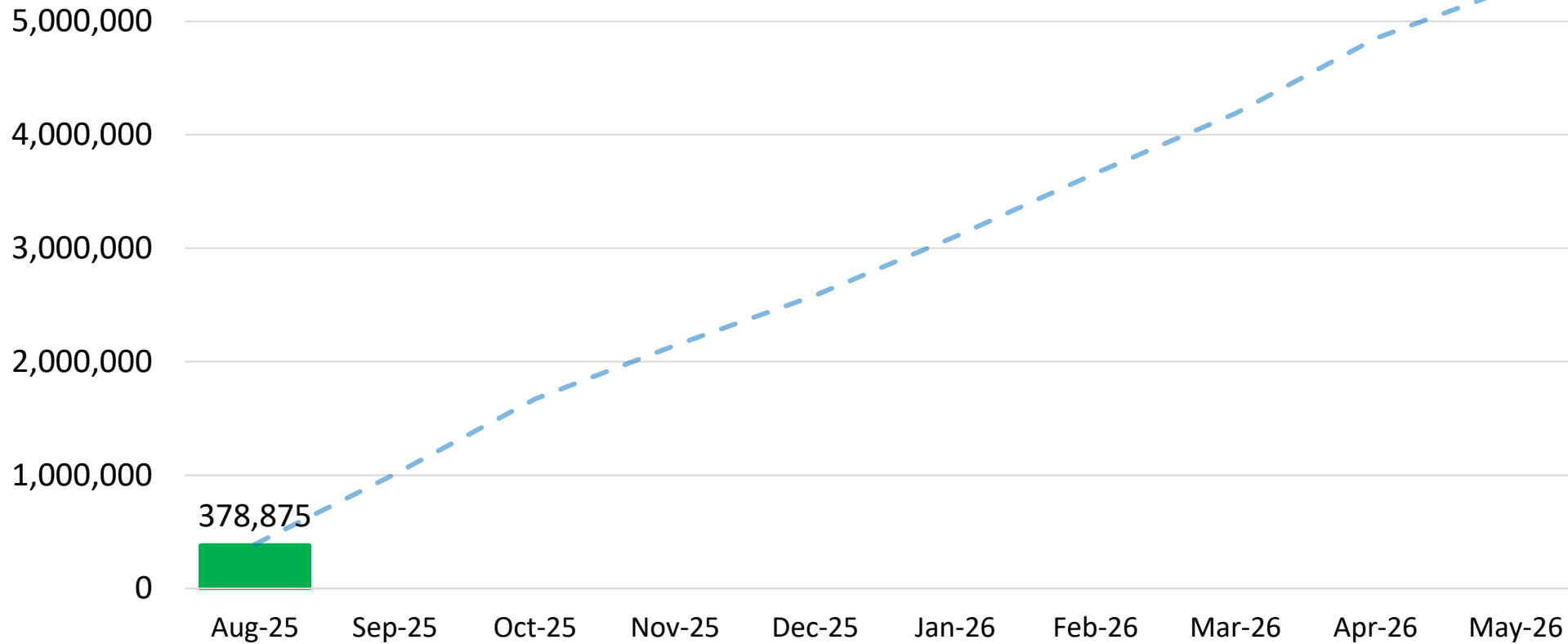


- **What is the problem?** The custodial department did not complete 80% of work orders within 10 days.
- **Impact statement of the problem:** The custodial department did not complete 80% of work orders within 10 days due to focusing on preparing the campus for the 2025-26 school year.
- **Action to be taken:** Monitor work orders closely to ensure they are completed in a timely manner.
- **When will you give your team and executive council an update?** Next Month.


7.3.1 % of Student Meal Participation



YTD Meals Served



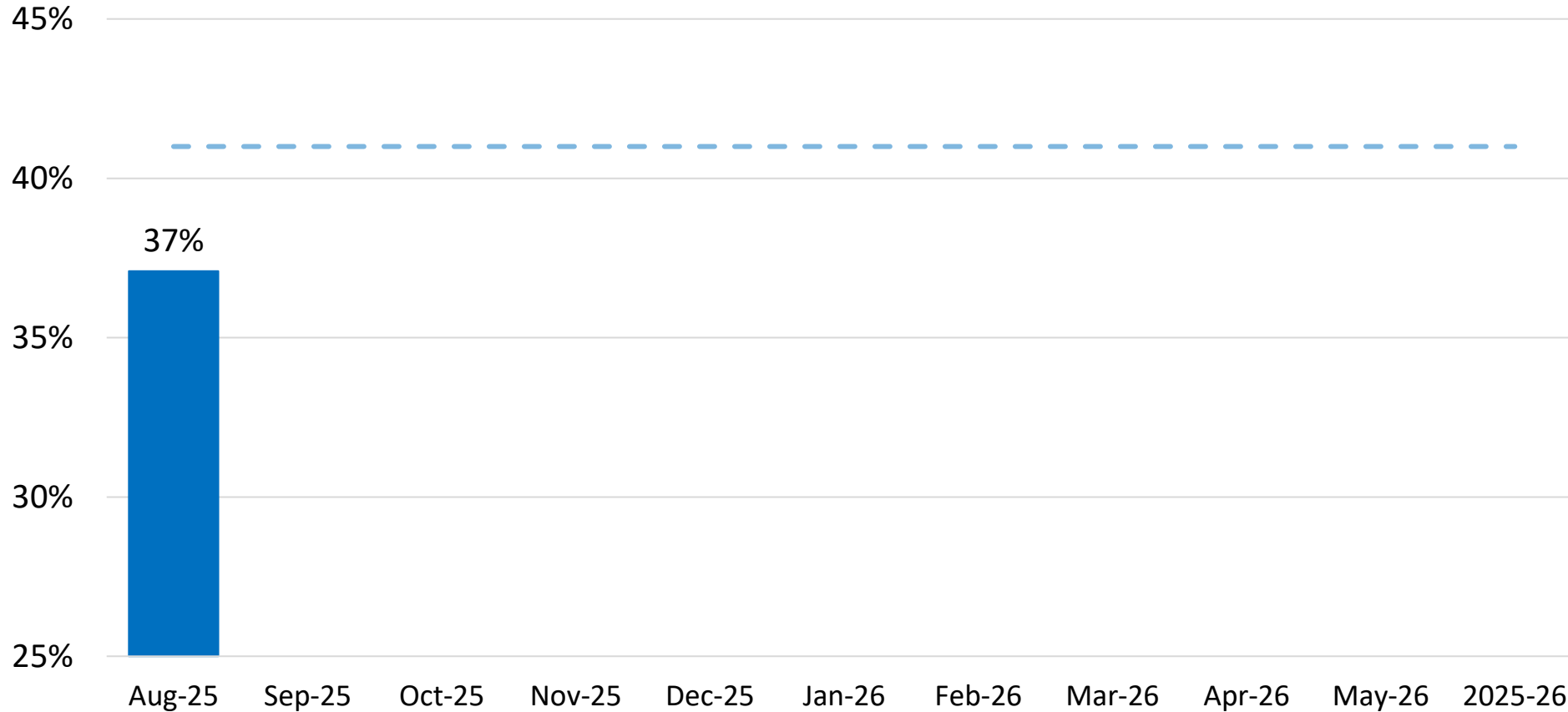
Status for this Measure



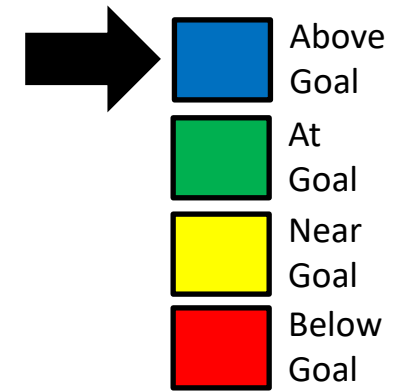
Goal: Serve $\geq 5,300,000$ Meals Annually

Measures reflect our YTD goal thresholds to evaluate leading data to determine if we are on target for achieving the annual goal.

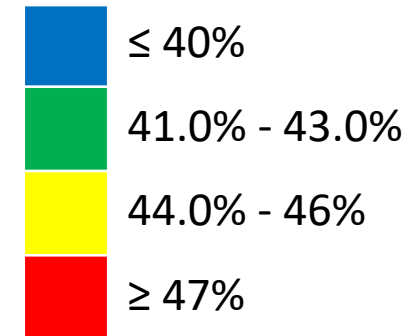
7.3.2 Decrease Food Cost Margin



Goal: \leq 41% Annually



Status for this Measure

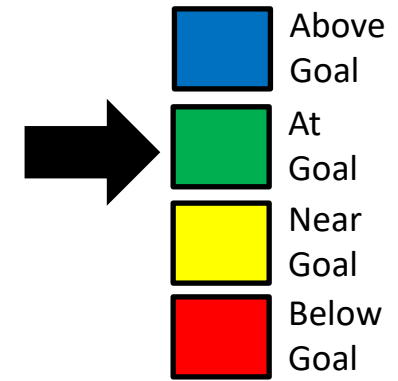
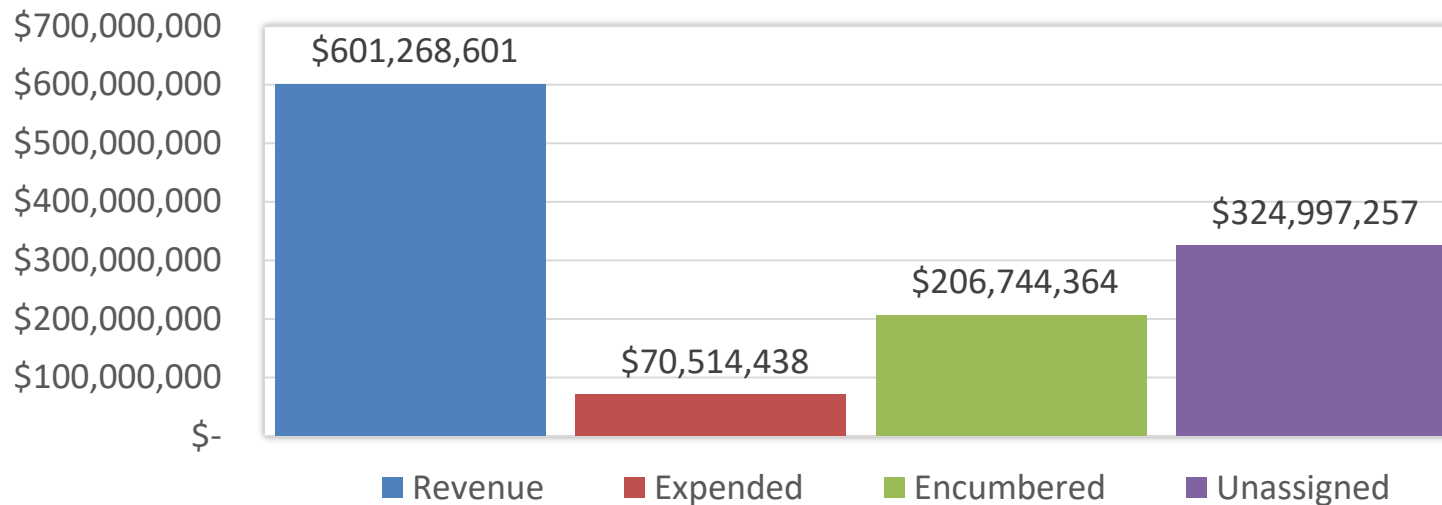
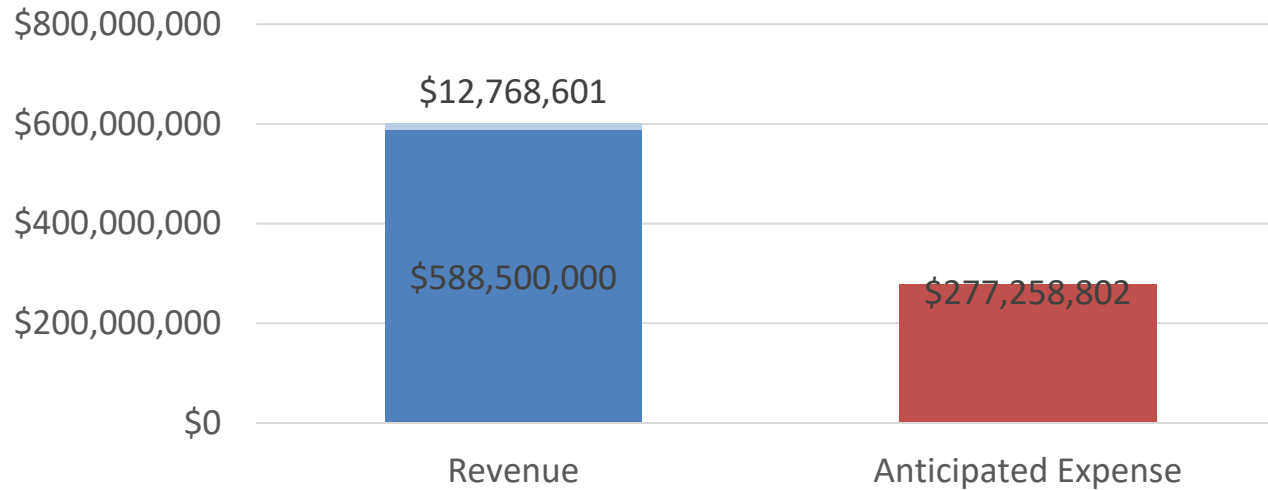


216

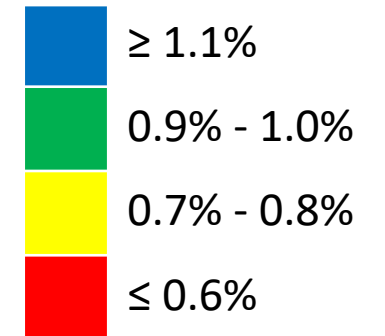
Good



7.4.1 2024 Bond Program % Under Budget



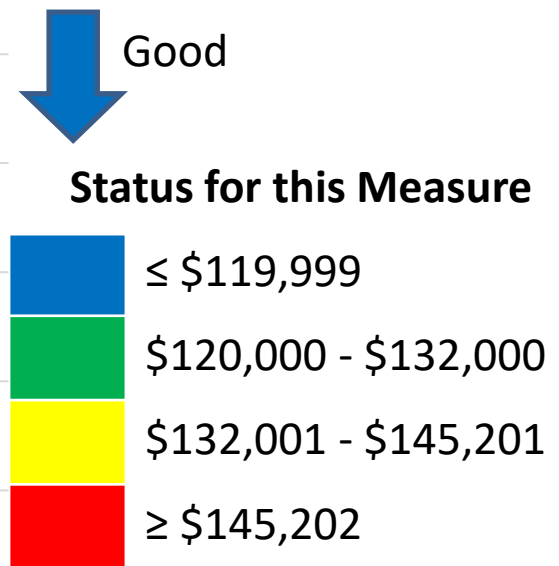
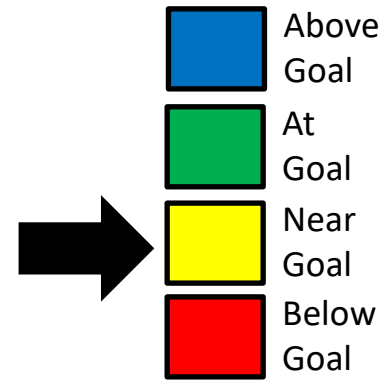
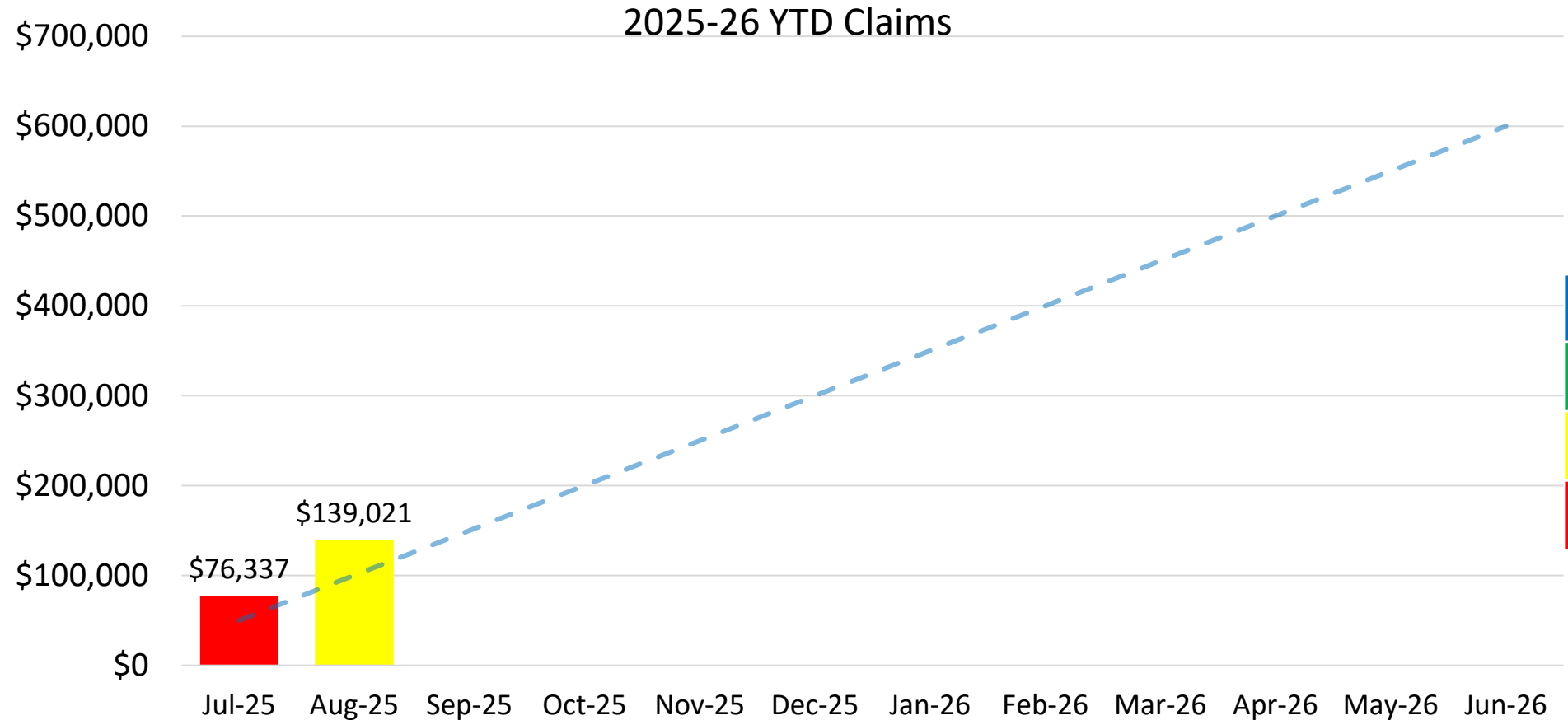
Status for this Measure



217

Goal: Under Budget ≤ 1.0% or \$5.88 Million

7.6.1 District Total Paid Worker's Compensation Claims




218

Goal: < \$720,000 Annually

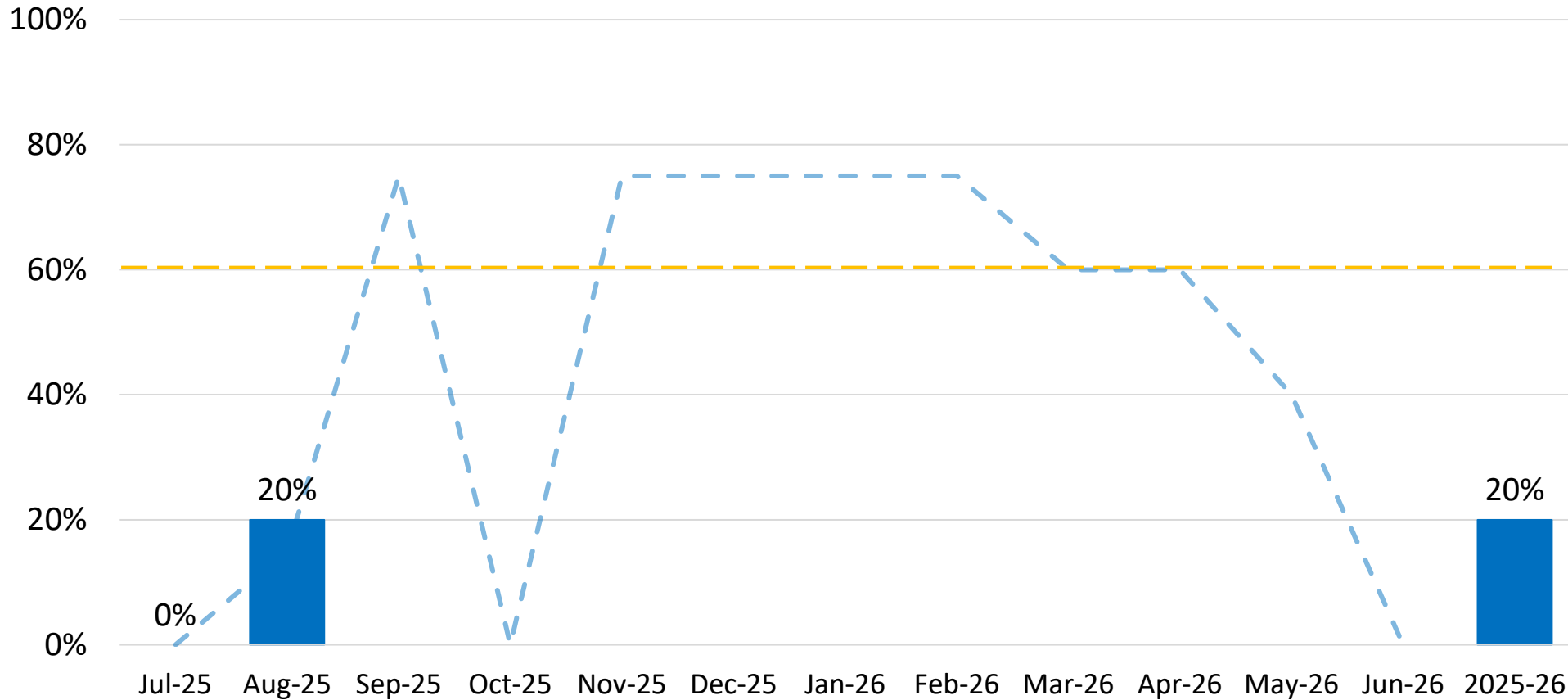
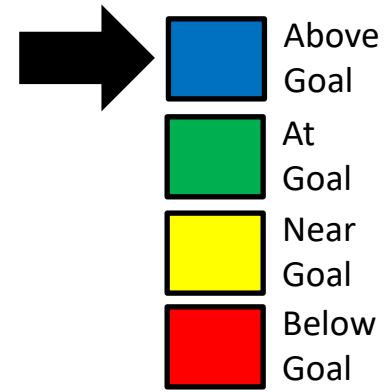
Measures reflect our YTD goal thresholds to evaluate leading data to determine if we are on target for achieving the annual goal.

7.6.1 District Total Paid Worker's Compensation Claims

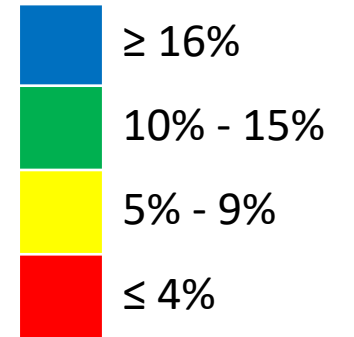


- **What is the problem?** The total paid Workers' Compensation claims exceeded the target for August.
- **Impact statement of the problem:** The impact of this problem is that we are not on track to meet the end of year goal. One high-severity claim had a larger-than-normal medical payment in July for home healthcare, causing the data to be skewed. This should be the last payment of this type for this particular claim.
- **Action to be taken:** Risk Management team to collaborate with Third Party Administrator (CAS) on ways to mitigate costs for similar "high needs" claims in the future.
- **When will you give your team and executive council an update?**
Next Month.

7.7.1 % of Overall Events Dedicated to the MISD Fine Arts Programs and Activities



Status for this Measure

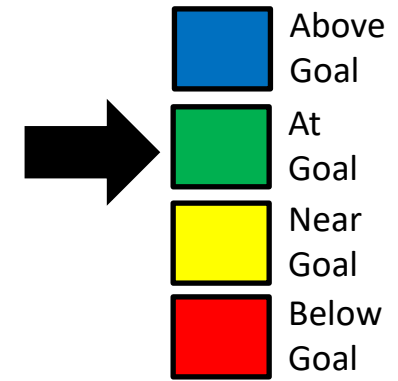
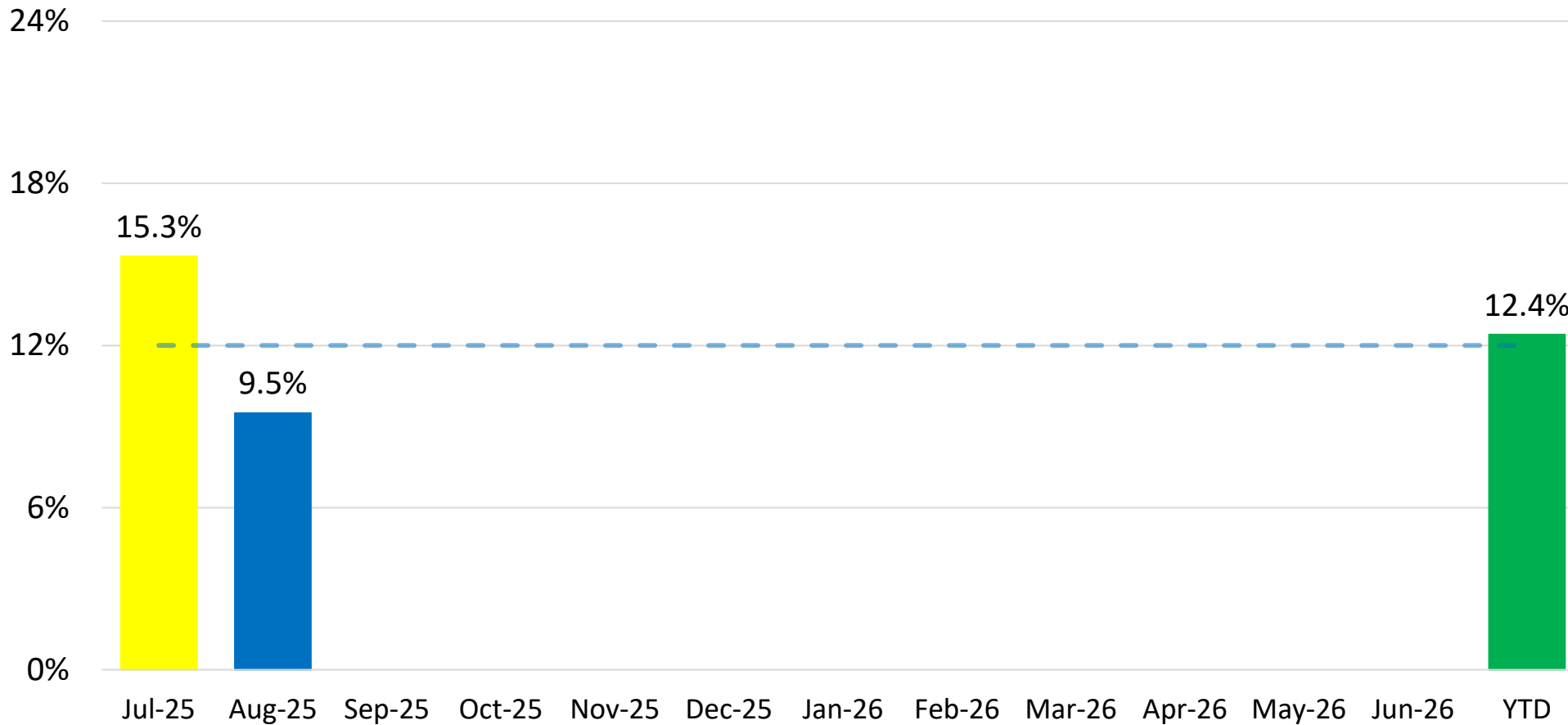


220

Ramp up goal of 15% for August indicates on track for YTD goal progress.

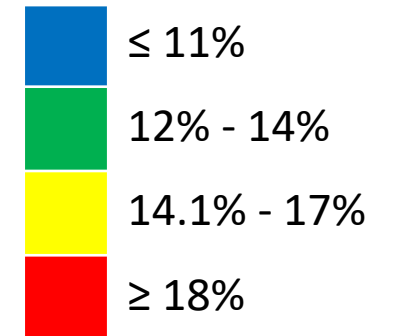
Goal: \geq 60% Annually

7.8.1 Reduce the Number of Buses That Are Out of Service Daily



Good
↓

Status for this Measure

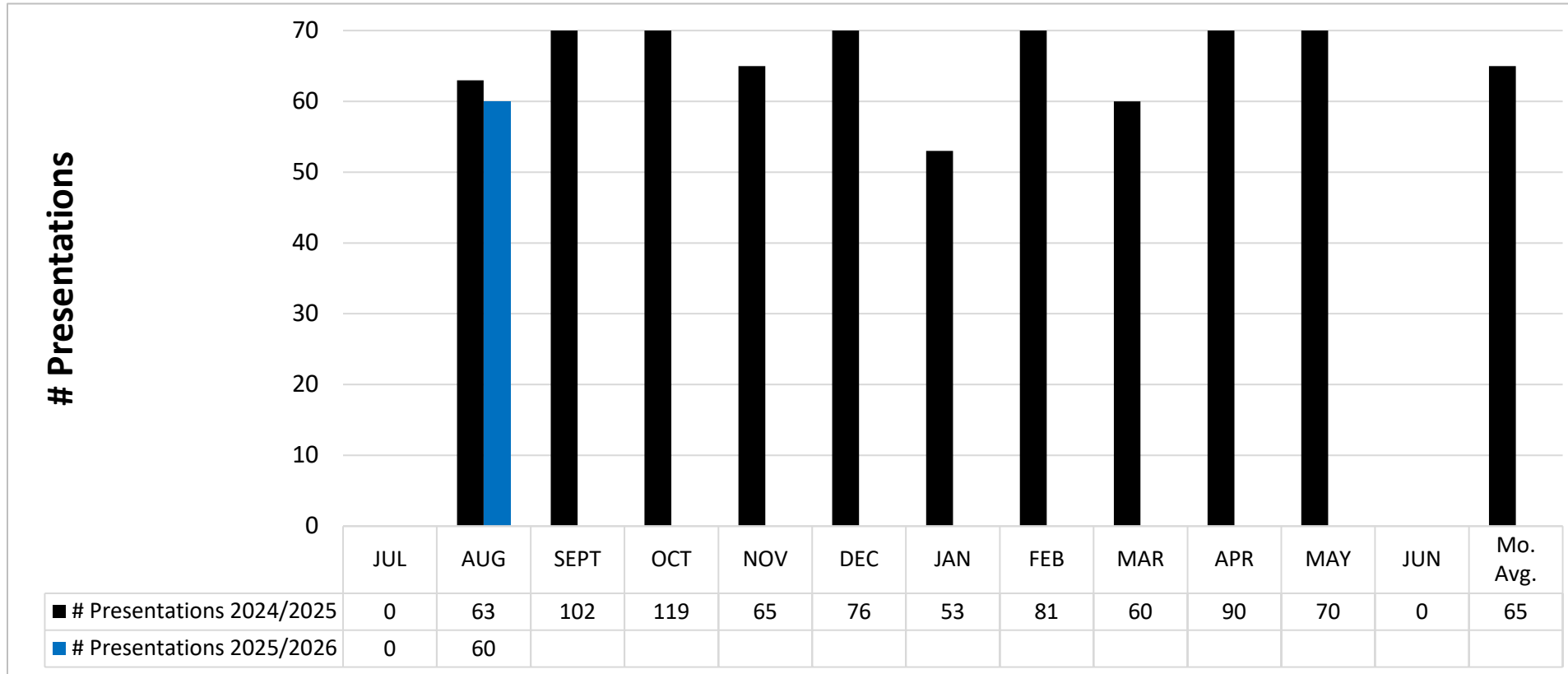
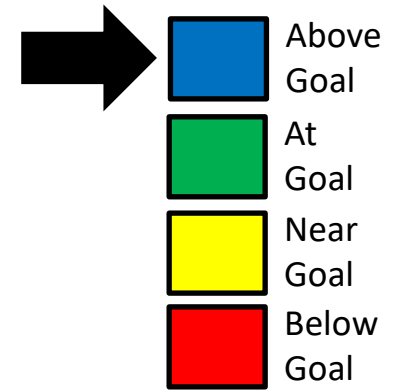


221

Goal: < 12%

Department		Key Strategic Measures											Data Collected, Managed, and Reported by	
Safety and Security		9.1 % Police Presentations Per Month 9.2 % District Physical Security Audit 9.3 % Police Force Meeting TCOLE Standards											Chief Greg Minter Britney Fortner	
Leading Indicator Measure	Reported By	Sept.	Oct.	Nov.	Dec.	Jan.	Feb.	Mar.	Apr.	May	June	July	Aug.	
9.1 % Police Presentations Per Month	Chief Minter	X	X	X	X	X	X	X	X	X	X			
9.2 % District Physical Security Audit	Mrs. Fortner					X					X			
9.3 % Police Force Meeting TCOLE Standards	Chief Minter					X					X			

9.1 % Police Presentations Per Month



Status for this Measure



223

- The Police Department currently has MISD officers covering all of the 48 campuses. Our goal is that each campus based officer conduct at least 1 presentation per month.
- Police presentations consist of student, staff, or community presentations.



TITLE: Enrollment Report

DATE: September 23, 2025

INFORMATION

BACKGROUND:

Mansfield Independent School District student enrollment was 34,698 on September 11, 2025. The attached exhibit presents the grade-by-grade enrollment for each campus as of that date.

Enrollment in the second week of September 2025 was 555 students lower than the same week in 2024.

CONSIDERATIONS:

- Total District enrollment is 555 students lower than the same week in 2024. This represents a 1.59% decrease in enrollment.
- Grades PK-4 enrollment decreased by 208 students.
- Grades 5-6 enrollment decreased by 76 students.
- Grades 7-8 enrollment increased by 22 students.
- Grades 9-12 enrollment decreased by 293 students.
- The enrollments reported here are based on information from Skyward Student Data Systems.

RECOMMENDATION:

None. For information only.

Mansfield ISD Enrollment Report

as of 9/11/2025

Campus Name	EE	PK	KG	1	2	3	4	5	6	7	8	9	10	11	12	Total Count of Students
Mansfield Summit HS												517	493	435	449	1,894
Mansfield HS												697	649	640	658	2,644
Mansfield Timberview HS												428	394	450	407	1,679
Mansfield Legacy HS												550	515	572	576	2,213
The Phoenix Academy													4	17	34	55
Mansfield Lake Ridge HS												685	657	721	620	2,683
Mansfield Frontier STEM Acad												91	100	82	81	354
Early College High School												80	82	81	65	308
Total High Schools												3,048	2,894	2,998	2,890	11,830
Rogene Worley Middle										308	306					614
T A Howard Middle										353	338					691
Brooks Wester Middle										348	347					695
Danny Jones Middle										382	418					800
James Coble Middle										336	381					717
Linda Jobe Middle										404	418					822
Charlene McKinzey Middle										445	509					954
STEM Academy									100	98	87					285
Total Middle Schools									100	2,674	2,804					5,578
Mary Orr Int								279	283							562
Cross Timbers Int								358	339							697
Donna Shepard Int								407	420							827
Della Icenhower Int								312	306							618
Mary Lillard IS								324	369							693
Asa E Low Jr Int								351	348							699
Alma Martinez Int								406	434							840
Total Intermediate Schools								2,437	2,499							4,936
Alice Ponder ES	20	69	113	103	124	102	128									659
Tarver-Rendon ES	11	42	86	101	93	103	98									534
J L Boren ES	20	47	90	101	112	106	128									604
Charlotte Anderson ES	1	35	93	69	88	59	77									422
Glenn Harmon ES	2		49	59	58	109	125									402
D P Morris ES	2		75	90	105	89	100									461
Willie Brown ES		35	88	107	116	116	142									604
Kenneth Davis ES			43	57	58	94	81									333
Imogene Gideon ES	1	1	64	50	57	80	68									321
Erma Nash ES		53	93	105	103	118	107									579
Elizabeth Smith ES	9	39	108	110	107	134	122									629
Roberta Tipps ES	7	35	80	67	93	83	97									462
Martha Reid ES	8	40	68	76	78	91	95									456
Thelma Jones ES	11		59	73	86	78	78									385
Mary Jo Sheppard ES	3	29	46	71	84	68	88									389
Janet Brockett ES	12		64	64	65	85	94									384
Anna May Daulton ES		72	106	109	121	118	139									665
Cora Spencer ES	3	58	89	110	123	106	124									613
Louise Cabaniss ES	1	33	65	91	68	76	76									410
Carol Holt ES	14	39	59	78	56	94	87									427
Annette Perry ES	6	66	93	104	95	111	111									586
Judy Miller ES	2	29	87	74	87	63	85									427
Nancy Neal ES	6	28	78	86	75	80	89									442
Academy for Early Learners	26	303														329
Brenda Norwood ES	2	44	113	135	139	197	201									831
Total Elementary Schools	167	1,097	1,909	2,090	2,191	2,360	2,540									12,354
Total Count of Students	167	1,097	1,909	2,090	2,191	2,360	2,540	2,437	2,599	2,674	2,804	3,048	2,894	2,998	2,890	34,698



**Board of School Trustees
Mansfield Independent School District**

TITLE: Attendance Percentage Report

DATE: September 23, 2025

INFORMATION

BACKGROUND:

Mansfield Independent School District Attendance Percentage Report is a campus-by-campus report from August 13, 2025, through September 11, 2025.

The attendance percentages reported here are based on the attached information from Skyward Data Services.

RECOMMENDATION:

This report is for information only and requires no action.

ADA Template Parameters
ADA Report

Calendar	Calendar	Grad Yr	Grad Yr	Race	Race	Student	Student	Totals							
Low	High	Low	High	Low	High	Type	Low	High	Date	Low	Date	High	By	Report	Type

Processed By

ZZZ	0000	9999	ZZZ	ZZZ	08/13/2025	09/11/2025	Entity	Summary	Only
Student Range									

Processed Entities: 002,003,004,005,006,007,008,009,041,042,043,044,045,046,047,101,103,105,106,107,109,110,111,112,113
114,115,116,117,118,119,120,121,122,123,124,125,126,127,128,201,202,204,205,206,207,208,304,944,999

Excluded Entities: 030,038,902,907

Entity	Name	Cal	Operational	Grade	Total Days	Total Ineligible	Total Eligible	Refined	Percentage Of
			Days	Level	Membership	Days Present	Days Present	ADA	Attendance
002	Mansfield Summit HS	002	21	ALL	39287.0	0.0	37158.0	1769.43	94.58
003	Mansfield HS	003	21	ALL	55043.5	0.0	53310.0	2538.57	96.85
004	Mansfield Timberview	004	21	ALL	34908.0	0.0	33418.0	1591.33	95.73
005	Mansfield Legacy HS	005	21	ALL	46325.5	0.0	44567.0	2122.24	96.20
006	The Phoenix Academy	006	21	ALL	985.0	0.0	850.0	40.48	86.29
007	Mansfield Lake Ridge	007	21	ALL	55966.5	0.0	54239.0	2582.81	96.91
008	Mansfield Frontier S	008	21	ALL	7418.0	0.0	7307.0	347.95	98.50
009	Early College High S	009	21	ALL	4479.0	0.0	4427.0	210.81	98.84
		TCC	17	ALL	693.0	0.0	670.0	39.41	96.68
041	Rogene Worley Middle	041	21	ALL	12829.0	0.0	12454.0	593.05	97.08
042	T A Howard Middle	042	21	ALL	14097.0	0.0	13418.0	638.95	95.18
043	Brooks Wester Middle	043	21	ALL	14511.0	0.0	14144.0	673.52	97.47
044	Danny Jones Middle	044	21	ALL	16736.0	0.0	16245.0	773.57	97.07
045	James Coble Middle	045	21	ALL	14684.0	0.0	14100.0	671.43	96.02
046	Linda Jobe Middle	046	21	ALL	17014.0	0.0	16431.0	782.43	96.57
047	Charlene McKinzey Mi	047	21	ALL	19861.0	0.0	19446.0	926.00	97.91
101	Alice Ponder ES	101	21	ALL	12695.0	36.0	12291.5	585.31	97.11
103	Tarver-Rendon ES	103	21	ALL	10662.0	124.0	10170.5	484.31	96.55
105	J L Boren ES	105	21	ALL	11824.5	213.0	11304.0	538.29	97.40
		PK	21	ALL	10.5	0.0	10.0	0.48	95.24
106	Charlotte Anderson E	106	21	ALL	8356.0	37.0	8013.0	381.57	96.34
		PK	21	ALL	10.5	10.0	0.0	0.00	95.24
107	Glenn Harmon ES	107	21	ALL	8262.0	0.0	7954.0	378.76	96.27
109	D P Morris ES	109	21	ALL	9472.5	0.0	9097.5	433.21	96.04
110	Willie Brown ES	110	21	ALL	12189.0	0.0	11872.0	565.33	97.40
111	Kenneth Davis ES	111	21	ALL	6943.0	0.0	6667.0	317.48	96.02
112	Imogene Gideon ES	112	21	ALL	6505.5	0.0	6250.0	297.62	96.07
113	Erma Nash ES	113	21	ALL	11502.0	31.0	10966.0	522.19	95.61
114	Elizabeth Smith ES	114	21	ALL	12675.5	63.0	12201.5	581.02	96.76
115	Robertta Tipps ES	115	21	ALL	9152.5	52.0	8814.5	419.74	96.88
116	Martha Reid ES	116	21	ALL	8975.5	77.5	8628.5	410.88	97.00
117	Thelma Jones ES	117	21	ALL	7851.0	0.0	7627.5	363.21	97.15
118	Mary Jo Sheppard ES	118	21	ALL	7697.5	51.5	7333.0	349.19	95.93
119	Janet Brockett ES	119	21	ALL	7720.5	0.0	7463.5	355.40	96.67
120	Anna May Daulton ES	120	21	ALL	13145.0	223.5	12548.0	597.52	97.16
121	Cora Spencer ES	121	21	ALL	12176.0	227.5	11667.5	555.60	97.69
122	Louise Cabaniss ES	122	21	ALL	8180.0	62.5	7887.0	375.57	97.18
123	Carol Holt ES	123	21	ALL	8299.0	20.0	7976.5	379.83	96.35
		PK	21	ALL	10.5	0.0	10.5	0.50	100.00
124	Annette Perry ES	124	21	ALL	11501.0	193.5	11027.5	525.12	97.57
125	Judy Miller ES	125	21	ALL	8505.0	28.5	8214.0	391.14	96.91
126	Nancy Neal ES	126	21	ALL	8837.0	51.0	8539.5	406.64	97.21
127	Academy for Early Le	127	21	ALL	3288.0	359.0	2755.5	131.21	94.72
128	Brenda Norwood ES	128	21	ALL	16801.0	0.0	16377.5	779.88	97.48
201	Mary Orr Int	201	21	ALL	11711.0	0.0	11366.0	541.24	97.05
202	Cross Timbers Int	202	21	ALL	14498.0	0.0	13810.0	657.62	95.25
204	Donna Shepard Int	204	21	ALL	17243.0	0.0	16569.0	789.00	96.09
205	Della Icenhower Int	205	21	ALL	12786.0	0.0	12249.0	583.29	95.80
206	Mary Lillard IS	206	21	ALL	14440.0	0.0	14068.0	669.90	97.42
207	Asa E Low Jr Int	207	21	ALL	14544.0	0.0	14095.0	671.19	96.91
208	Alma Martinez Int	208	21	ALL	17555.0	0.0	17111.0	814.81	97.47
944 (043)	STEM Academy	944	21	ALL	5977.0	0.0	5902.0	281.05	98.75

<u>Entity</u>	<u>Name</u>	<u>Cal</u>	<u>Days</u>	<u>Operational</u>	<u>Grade</u>	<u>Total Days</u>	<u>Total Ineligible</u>	<u>Total Eligible</u>	<u>Refined</u>	<u>Percentage Of</u>
				<u>Level</u>	<u>Membership</u>	<u>Days Present</u>	<u>Days Present</u>	<u>Days Present</u>	<u>ADA</u>	<u>Attendance</u>
	REPORT TOTALS:					706839.0	1860.5	681021.5	32437.08	96.61

***** End of report *****



**Board of School Trustees
Mansfield Independent School District**

TITLE: Approved Student Trips

DATE: September 23, 2025

INFORMATION

BACKGROUND:

Board Policy FMG (Local) allows students to participate in school-sponsored trips. This policy designates the Superintendent to approve such trips upon recommendation of the Principal and Associate Superintendent.

The attached student trips have been approved.

RECOMMENDATION:

This report is for information only and requires no action.

STUDENT TRAVEL- DAY TRIPS

School	Trip Coordinator	Group	Destination	Date	Days Out	# of Students	Admin. Attending	Ratio	Transportation	Purpose
Timberview HS	Kenneth Fudge	Theatre	Music Hall at Fair Park, Dallas, TX	Sept. 11, 2025	1	30	No	1:15	School Bus	Students will experience a Broadway show, The Wiz
Legacy HS	Jeremy Ferman	Legacy HS	North Forney High School, Forney, TX	Sept. 13, 2025	1	6	No	1:03	Other	Leadership training for Thespians
Timberview HS	Kenneth Fudge	Theatre	North Forney High School, Forney, TX	Sept. 13, 2025	1	5	No	1:03	Other	Officer Training
Frontier HS	Larita Nunez/Dawn Welch	AP European History	Kimball Art Museum, Fort Worth, TX	Sept. 16, 2025	1	6	No	1:06	Other	Teach students about Europe through Art
Mary Orr IS	Monica Abrams	5th and 6th Grade	National Medal of Honor Museum, Arlington, TX	Sept. 23, 2025	1	66	No	1:10	School Bus	Show students to embody values of courage, sacrifice, commitment integrity, patriotism and citizenship
Timberview HS	Dallas Williams	AP Art Class	SMU, Dallas, TX	Sept. 28, 2025	1	30	No	1:15	School Bus	Students will attend the national portfolio days, getting critique from various colleges on their work
Early College HS	Stephanie Her	AVID	University of Houston, Houston, TX	Oct. 3, 2025	1	50	Yes	1:10	Charter	Tour universities
Brooks Wester MS	Lianne Lindsey	JKSA 8th Grade	Frontier, Ben Barber & Ron Whitson Agricultural Sciences Center	Oct. 3, 2025	1	87	Yes	1:18	School Bus	Explore programs/courses offered in high school to guide course selection
Nancy Neal ES	Melody Lammons	Kindergarten	Mainstay Farms, Cleburne, TX	Oct. 16, 2025	1	76	No	1:02	School Bus	Learning about animals, and plant life cycles
Elizabeth Smith ES	Markesha Gross	4th Grade	UTA Planetarium, Arlington, TX	Oct. 17, 2025	1	120	No	1:20	School Bus	231 Educational
Alma Martínez IS	Shabreka Ogundipe	Visual Arts	Modern Art Museum, Botanic Gardens, Fort Worth, TX	Oct. 17, 2025	1	53	No	1:10	School Bus	Creating a JR Vase and students are exploring museum and botanical gardens for inspiration
Charlene McKinzey MS	Julie Lemon	8th Grade STEM	Ben Barber HS, Mansfield, TX	Oct. 17, 2025	1	140	No	1:08	School Bus	Part of the Career Pathways curriculum is to tour a high school
Willie Brown ES	Kellen Bowers	3rd Grade	Cowboys Stadium, Arlington, TX	Oct. 23, 2025	1	118	No	1:20	School Bus	Tour of the stadium

STUDENT TRAVEL- DAY TRIPS

Frontier HS	Larita Nunez	Design Time/Biology	Fort Worth Zoo, Fort Worth, TX	Oct. 27, 2025	1	50	No	1:16	School Bus	Students will be looking at zoo enclosures as a research step in designing their own enclosure
Mary Orr IS	Stefanie Thomas	5th Grade	Perot Museum, Dallas, TX	Oct. 28, 2025	1	109	Yes	1:07	School Bus	Students will explore all things nature and science
Willie Brown ES	Leslie Sarvis	2nd Grade	Perot Museum, Dallas, TX	Oct. 29, 2025	1	110	No	1:22	School Bus	Students will explore, and learn about science through fun, hands-on exhibits while visiting the Museum
Mary Orr IS	Stefanie Thomas	5th Grade	Perot Museum, Dallas, TX	Oct. 29, 2025	1	104	Yes	1:07	School Bus	Students will explore all things nature and science
Alma Martínez IS	Kristen Hoffner	Orchestra	Meyerson Symphony Center, Dallas, TX	Oct. 29, 2025	1	40	No	1:10	School Bus	Expose students to a world class orchestra experience
Alma Martínez IS	Carina Parker	Orchestra	Meyerson Symphony Center, Dallas, TX	Oct. 29, 2025	1	25	No	1:10	School Bus	Expose students to the orchestra setting
Cora Spencer ES	Kelci Helt	First Grade	Perot Museum, Dallas, TX	Nov. 6, 2025	1	120	No	1:02	School Bus	Educational
Brenda Norwood ES	Shellie Vansa	2nd Grade	Mainstay Farms, Cleburne, TX	Nov. 6, 2025	1	132	No	1:22	School Bus	Students will have the opportunity to learn different life cycles and work on SEL skills
Annette Perry ES	Randa VanCleave	PreK	Mainstay Farms, Cleburne, TX	Nov. 7, 2025	1	80	No	1:03	School Bus	Learning about farm life
Brenda Norwood ES	Shellie Vansa	Student Council	Feed My Starving Children, Richardson, TX	Nov. 19, 2025	1	45	No	1:11	School Bus	Student Council members will engage in Community Service, empathy, leadership development, school & civic engagement and personal growth
James Coble MS	Orchestra	Frankie Wright	Bass Hall, Fort Worth, TX	Nov. 20, 2025	1	80	No	1:10	School Bus	Orchestra education: rehearsal techniques, Q&A with conductor of FW Symphony
Charlene McKinzey MS	Kristen Hoffner	Orchestra	Epic Waters, Grand Prairie, TX	Dec. 4, 2025	1	80	No	1:10	School Bus	Performance and evaluation
Charlene McKinzey MS	Kristen Hoffner	Orchestra	Norwood ES & Martínez IS, Mansfield, TX	Dec. 10, 2025	1	20	No	1:10	School Bus	Performance opportunity

STUDENT TRAVEL- DAY TRIPS

James Coble MS	Benjamin Roberts	Choir	NorthPark Center, Dallas, TX	Dec. 10, 2025	1	100	No	1:07	School Bus	Students will perform a winter concert for a live audience
Mary Lillard IS	Nicholas Peña	Choir	Daulton, JKM, Spencer, Mansfield, TX	Dec. 12, 2025	1	89	Yes	2:43	School Bus	Promote the choir program within the feeder elementary schools
James Coble MS	Frankie Wright	Orchestra	Alley Cats, Hurst, TX	Dec. 12, 2025	1	65	No	1:10	School Bus	Winter Orchestra competition
James Coble MS	Benjamin Roberts	Choir and Band	Thelma Jones, Icenhower IS, CiCi's Pizza and Brookdale Senior Living, Arlington, TX	Dec. 12, 2025	1	150	Yes	1:07	School Bus	Choir and band will perform each venue
Willie Brown ES	Marcy Hopkins	First Grade	Casa Mañana, Fort Worth, TX	Dec. 16, 2025	1	115	No	1:02	School Bus	Students will experience the theatrical performance of Rudolph
Alma Martínez IS	Kristen Hoffner	Orchestra	Epic Waters, Grand Prairie, TX	Dec. 16, 2025	1	40	No	1:10	School Bus	Performance and evaluation
Charlene McKinzey MS	Kristen Hoffner	Orchestra	Meyerson Symphony Center, Dallas, TX	Jan. 29, 2026	1	90	No	1:10	School Bus	Students will have the opportunity to see professional orchestral musicians play
Brenda Norwood ES	Shellie Vansa	2nd Grade	Casa Mañana, Fort Worth, TX	Feb. 10, 2026	1	132	No	1:22	School Bus	Winter field trip
Roberta Tipps ES	Amanda Gilbert	First Grade	Casa Mañana, Fort Worth, TX	Feb. 11, 2026	1	70	No	1:10	School Bus	Students will experience a live theater performance; compare and contrast theater to the movie and book
Mary Jo Sheppard ES	Katie Mejia	3rd Grade	Rick Herrmann Orthodontics, Mansfield, TX	March 5, 2026	1	70	No	1:17	School Bus	Science and Health TEKS ²³³
James Coble MS	Benjamin Roberts	Choir	SMU, Dallas, TX	April 9, 2026	1	25	No	1:05	School Bus	Choir will perform as the Music Education lab chorus; clinic with Dr. Julie Scott
James Coble MS	Frankie Wright	Orchestra	Epic Waters, Grand Prairie, TX	May 4, 2025	1	80	Yes	1:10	School Bus	Spring competition
James Coble MS	Benjamin Roberts	JV and Varsity Choirs	Epic Waters, Grand Prairie, TX	May 1, 2025	1	125	No	1:08	School Bus	Concert performance and evaluation
James Coble MS	Benjamin Roberts	Choir	Epic Waters, Grand Prairie, TX	May 7, 2026	1	125	No	1:08	School Bus	Concert performance and evaluation
Alma Martínez IS	Kristen Hoffner	Orchestra	Alley Cats, Hurst, TX	May 12, 2026	1	40	No	1:10	School Bus	Performance and evaluation

STUDENT TRAVEL- DAY TRIPS

Mary Jo Sheppard ES	Nicholas Peña	Choir	NRH2O, NRH, TX	May 14, 2026	1	89	Yes	1:10	School Bus	Fine Arts festival
Charlene McKinzey MS	Kristen Hoffner	Orchestra	Alley Cats, Hurst, TX	May 14, 2026	1	80	No	1:10	School Bus	Performance and evaluation



**Board of School Trustees
Mansfield Independent School District**

TITLE: Facility Rental Revenue

DATE: September 23, 2025

INFORMATION

BACKGROUND:

Each month, a report is prepared for informational purposes detailing the revenue generated from the rental of the District's facilities for educational, recreational, civic, or social activities in accordance with Board Policy GKD (LOCAL).

CONSIDERATIONS:

No information at this time.

RECOMMENDATION:

None. For informational purposes only.

Exhibit 1:

TITLE: Consider Approval of Vendor Recommendation
Open-Ended Bids

DATE: September 23rd, 2025

BACKGROUND:

We present these to the Superintendent to approve the recommendations as made by the Purchasing Department. All documents related to:

- RFP 26-001 Restaurants and Catering Services were received and evaluated prior to the closing at 2:00 p.m. on June 4th, 2026.
- RFP 26-002 Fine Arts Contracted Services were received and evaluated prior to the closing at 2:00 p.m. on June 4th, 2026.
- 26-003 Apparel, Awards, and Promotional Products were received and evaluated prior to the closing at 2:00 p.m. on June 4th, 2026.
- 26-004 General Retail Merchandise, Supplies, and Equipment were received and evaluated prior to the closing at 2:00 p.m. on June 4th, 2026.
- 26-005 Contracted Services were received and evaluated prior to the closing at 2:00 p.m. on June 4th, 2026.
- 26-006 Library Books and Supplies were received and evaluated prior to the closing at 2:00 p.m. on June 4th, 2026.
- 26-008 Instructional Materials were received and evaluated prior to the closing at 2:00 p.m. on June 4th, 2026.
- 26-009 Technology Software were received and evaluated prior to the closing at 2:00 p.m. on June 4th, 2026.
- 26-009 Technology Software were received and evaluated prior to the closing at 2:00 p.m. on June 4th, 2026.
- 26-012 Facilities & Transportation Maintenance Supplies & Services were received and evaluated prior to the closing at 2:00 p.m. on June 4th, 2026.
- 26-015 Event Rentals & Services were received and evaluated prior to the closing at 2:00 p.m. on June 4th, 2026.

These proposals are open-ended with vendors approved and added throughout the proposal period. The following bids were received for RFP's:

- 26-001 Restaurants and Catering Services
 - Buttermilk Sky Pie Shop
 - DonutNV of Midlothian (Crawford Sales & Marketing LLC)
 - Shipley Donuts
 - Soulman's Bar-B-Que
- 26-002 Fine Arts Contracted Services
 - See List
- 26-003 Apparel, Awards, and Promotional Products
 - All Apparel and More
 - Award Center

- Custom Stichez
 - Mallory Screenprint & Embroidery
 - Southwest Apparel & Accessories
 - Spirit Worx
 - Terrifx
 - Unipak Corp
 - Vestige International
 - Wild Horse Promotional Products (Wild Horse Custom Threads)
 - YourTees
- 26-004 General Retail Merchandise, Supplies, and Equipment
- 26-005 Contracted Services
 - Isaac Gallegos
 - Camp Fire First Texas
- 26-006 Library Books and Supplies
- 26-008 Instructional Materials
- 26-009 Technology Software
 - NCS Pearson / Certiport
- 26-012 Facilities & Transportation Maintenance Supplies & Services
 - B&G Signs
 - Moore Supply
- 26-015 Event Rentals & Services
 - Harmland Visions LLC
 - PTP Entertainment

DATE: September 23, 2025
TO: Dr. Kimberley Cantu
Superintendent
FROM: Dr. Jennifer Stoecker
Associate Superintendent/HR
RE: **RESIGNATIONS**

NAME: Fay, James
ASSIGNMENT: English Teacher/Mansfield Summit HS
EXPERIENCE: 6 Year(s) with MISD
REASON: Retiring
EFFECTIVE DATE: September 19, 2025

NAME: Haley, Austin
ASSIGNMENT: SPED ISLE Teacher/Louise Cabaniss ES
EXPERIENCE: 2 Year(s) with MISD
REASON: Resigning/Health or family circumstances
EFFECTIVE DATE: September 2, 2025

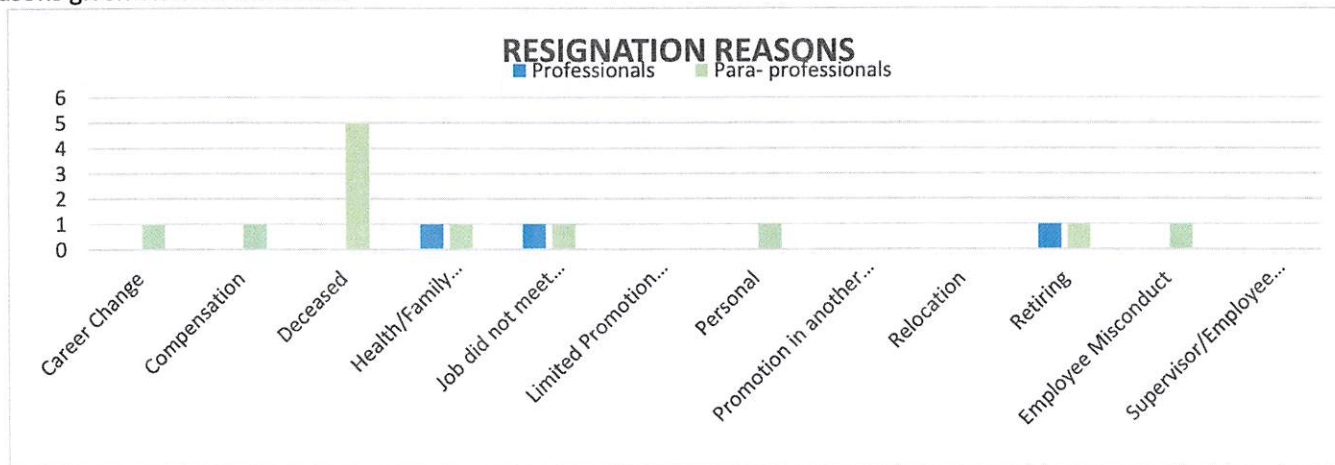
NAME: Roper Francis, Jenisis
ASSIGNMENT: Bond Project Manager
EXPERIENCE: 1 Year(s)
REASON: Job did not meet expectations
EFFECTIVE DATE: September 19, 2025



Resignation Reason Summary - 09/23/2025

Reason	Professionals	Para-professionals	Totals
Career Change		1	1
Compensation		1	1
Deceased		5	5
Health/Family Circumstances	1	1	2
Job did not meet expectations	1	1	2
Limited Promotion Opportunity			0
Personal		1	1
Promotion in another district			0
Relocation			0
Retiring	1	1	2
Employee Misconduct		1	1
Supervisor/Employee relations			0
Totals	3	12	15

* Reasons given on their exit forms



DATE: August 25, 2025
TO: Dr. Kimberley Cantu
Superintendent
FROM: Dr. Jennifer Stoecker
Associate Superintendent of Human Resource Services
RE: NEW HIRES/TRANSFERS

NAME: Hudson, Stephanie
ASSIGNMENT: SpEd FALS Teacher/Glenn Harmon ES
EXPERIENCE: 30 Years
DEGREE: Master's/Lamar University at Beaumont
START DATE: August 26, 2025

Kimberley Cantu 8.25.25
Dr. Kimberley Cantu, Superintendent Date

DATE: August 26, 2025
TO: Dr. Kimberley Cantu
Superintendent
FROM: Dr. Jennifer Stoecker
Associate Superintendent of Human Resource Services
RE: NEW HIRES/TRANSFERS

NAME:	Hill, Layne
ASSIGNMENT:	Math Teacher/Mansfield HS
EXPERIENCE:	0 Years
DEGREE:	Bachelor's/University of North Texas
START DATE:	August 27, 2025



Dr. Kimberley Cantu, Superintendent 8.26.25
Date

DATE: August 29, 2025
TO: Dr. Kimberley Cantu
Superintendent
FROM: Dr. Jennifer Stoecker
Associate Superintendent of Human Resource Services
RE: NEW HIRES/TRANSFERS

NAME: Uduehi, Elizabeth
ASSIGNMENT: Speech Language Pathologist/Special Education Department
EXPERIENCE: 24 years
DEGREE: Master's/University of Southern Indiana
START DATE: September 2, 2025



8.29.25

Date

Dr. Kimberley Cantu
Superintendent

DATE: September 08, 2025
TO: Dr. Kimberley Cantu
Superintendent
FROM: Dr. Jennifer Stoecker
Associate Superintendent of Human Resource Services
RE: NEW HIRES/TRANSFERS

**NEW-HIRES/
TRANSFERS:**

NAME: Fitzgerald, Morgan
ASSIGNMENT: Speech Language Pathologist/Special Education Department
EXPERIENCE: 1 year
DEGREE: Bachelor's/Baylor University
START DATE: September 08, 2025

NAME: Turner, Meghan
ASSIGNMENT: Speech Language Pathologist/Special Education Department
EXPERIENCE: 13 years
DEGREE: Master's/West Coast University Dallas
START DATE: September 08, 2025

NAME: Watson, Michelle
ASSIGNMENT: AP Intern/Mansfield HS
EXPERIENCE: 15 years
DEGREE: Master's/University of Texas San Antonio
START DATE: September 08, 2025


Dr. Kimberley Cantu
Superintendent

9.8.25
Date

DATE: September 09, 2025
TO: Dr. Kimberley Cantu
Superintendent
FROM: Dr. Jennifer Stoecker
Associate Superintendent of Human Resource Services
RE: **NEW HIRES/TRANSFERS**

**NEW-HIRES/
TRANSFERS:**

NAME: Edwards, Whitley
ASSIGNMENT: SPED Resource Teacher/Della Icenhower IS
EXPERIENCE: 12 years
DEGREE: Master's/Southeastern University
START DATE: September 09, 2025


Dr. Kimberley Cantu
Superintendent

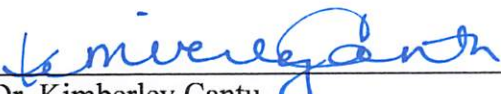
9.9.25
Date

DATE: September 11, 2025
TO: Dr. Kimberley Cantu
Superintendent
FROM: Dr. Jennifer Stoecker
Associate Superintendent of Human Resource Services
RE: **NEW HIRES/TRANSFERS**

**NEW-HIRES/
TRANSFERS:**

NAME: Sowells, Kiara
ASSIGNMENT: Fourth Grade Teacher/Imogene Gideon ES
EXPERIENCE: 1 year
DEGREE: Bachelor's/Texas A&M Commerce
START DATE: September 12, 2025

NAME: Winston, Danielle
ASSIGNMENT: Fifth Grade Teacher/Cross Timbers IS
EXPERIENCE: 4 years
DEGREE: Master's/Texas Woman's University
START DATE: September 12, 2025



Dr. Kimberley Cantu
Superintendent

9.11.25

Date

DATE: September 15, 2025
TO: Dr. Kimberley Cantu
Superintendent
FROM: Dr. Jennifer Stoecker
Associate Superintendent of Human Resource Services
RE: NEW HIRES/TRANSFERS

**NEW-HIRES/
TRANSFERS:**

NAME: Smith, Heather
ASSIGNMENT: Counselor – Licensed Professional/Curriculum & Instruction
EXPERIENCE: 6 year(s)
DEGREE: Master's/University of Texas at Arlington
START DATE: September 16, 2025

Dr. Kimberley Cantu Superintendent Date



Executive Program Summary September 2025

This report outlines, at an executive review level, the progress planned by the Construction Program Supervisor through September 2025 and key activities planned for October 2025.

OVERVIEW

Worley Fire Line Relocate – Permit has been finalized and work will commence with the 2024 Bond
Worley Fine Arts Addition and CIP Renovation scope that has started this summer.

Carol Holt STEM Academy – Project is complete except for the back lit interior sign to be installed on 10/3.

SCHEDULE:

The Report for each project is attached herewith.

BUDGET:

The Program Report Summary of expenditures is attached herewith.

Bond 2017 Funding Summary

• Bond Allocation	\$ 275,000,000	
• Interest Earned	5,170,837	
• Issuance Savings	<u>2,233,624</u>	
Total	\$ 282,404,461	
• Expended	\$ 281,907,253	
• Encumbered	<u>378,542</u>	
Total	\$ 282,285,795	
• Total Unassigned Funds	\$ 118,666	(Includes Program Contingency)
• Current Year Interest	<u>5,775</u>	
Total	\$ 124,441	

Rogene Worley Middle School Domestic, Irrigation, and Fireline Rerouting

Schedule Summary

ID	Task Name	Start	Finish	2023												2024				2025				2026			
				Q2	Q3	Q4	Q1	Q2	Q3	Q4	Q1	Q2	Q3	Q4	Q1	Q2	Q3	Q4	Q1	Q2	Q3	Q4					
2	Pre- Construction	Tue 3/26/24	Tue 9/2/25	Pre- Construction												99%											
11	Exterior Site Work	Sun 9/10/23	Thu 11/13/25	Exterior Site Work												0%											
12	Setting up Fence Limits of Constructio	Wed 9/3/25	Tue 9/9/25	Setting up Fence Limits of Construction												0%											
13	Start directional boaring for fire Line & domestic water	Wed 9/10/25	Tue 11/4/25	Start directional boaring for fire Line & domestic water												0%											
14	GC Pre Punchlist	Wed 11/5/25	Mon 11/10/25	GC Pre Punchlist												0%											
15	Substantial Completion	Tue 11/11/25	Wed 11/12/25	Substantial Completion												0%											
16	Close Out & Final Completion	Thu 11/13/25	Thu 11/13/25	Close Out & Final Completion												0%											

Cost Summary

Contract Award Amount: \$177,000.00

Change Order:

New Contract Amount:

Scope of Work

1. The city of Mansfield has requested to split the cost of rerouting the water line so the water department can make repairs to the line currently servicing Worley Middle School.
2. We must re-route the domestic water, fire line and irrigation water lines while the city makes repairs to the 48” water line were connected to.
3. The district will connect to the water line at Pleasant Ridge and re route to a section of the existing line to make a looped system to provide domestic and fire suppression water service to the building.
4. The irrigation system will be supplied from the new connection until the city is complete with the repairs of the 48” main line. Then we will reconnect to the old service

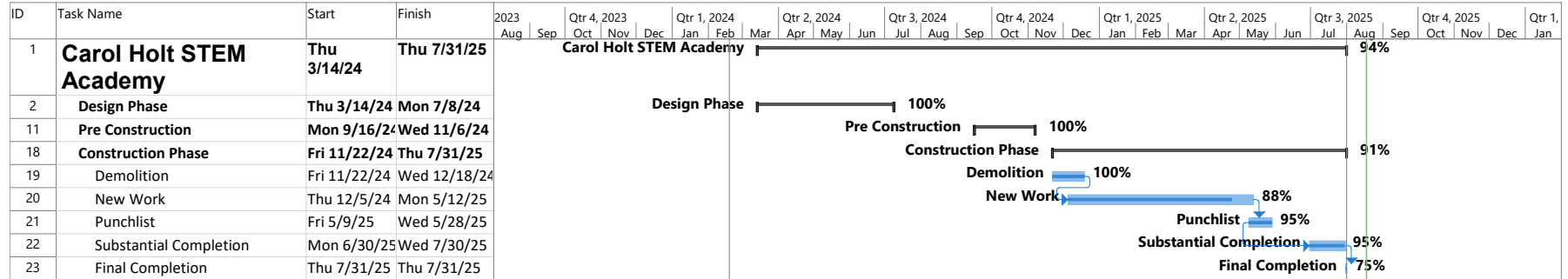
249

Status Summary

1. Received confirmation from the City of Mansfield on 08/18/2025 the project is approved and permitted and ready to proceed.
2. The project will commence with the 2024 Bond Worley Fine Arts Addition and CIP Renovation scope that has begun this summer.

Carol Holt STEM Academy

Schedule Summary



Cost Summary

Contract Award Amount: \$ 980,000.00

Change Order: \$20,711.91

New Contract Amount: \$1,000,711.91

Scope of Work

Renovation of a portion of the campus to accommodate STEM classrooms.

Status Summary

1. Final Change Order was presented to the June board in the amount of \$20,711.91
2. GC is finalizing close out docs.
3. With the exception of the back lit interior sign to be installed on 10/03 the project is complete.



Executive Program Summary September 2025

This report outlines, at an executive review level, the progress planned by the Construction Program Supervisor through September 2025 and key activities planned for October 2025.

OVERVIEW/

Safety Security & Police Building – Permits have been issued, site fencing and Job Trailer is onsite. Groundbreaking ceremony scheduled for September 22, 2025. Construction commences and continues through an August 2026 substantial completion.

Early Learning Center 2.0 – Bids were received by Core Construction and are being reviewed for Board approval in September 2025. The permit process challenges with City of Mansfield due to Drainage and Plat issues, have continued. An early grading permit is expected upon the award of the GMP with the building permit comments being picked up by Huckabee now.

Middle Schools Fine Arts Additions – The early flooring and demolition packages are complete. The permits have been issued and construction has commenced on all but one campus. The last permit expected by the end of September. Substantial completion set for July 2027 for all campuses.

Ben Barber Innovation Academy and Frontier HS Addition & Renovations - Permits have been issued, site fencing is onsite. Construction commences in September and continues through a July 2027 substantial completion.

High School Baseball & Softball Turf & Batting Cages – Permits have been issued for all 5 High Schools and construction is progressing.

6th Avenue & Main Transportation – 100% Design Development documents have been issued to the Bond team for review. DD cost estimate from ABG is in MISD review and final issue for Permit and Bid in November and December, respectively.

Early Roofing – Construction ongoing with the IS campuses nearing 95% complete and the ES campuses at 80% complete. Work being done only on nights and weekends to minimize any impact to the students and staff.

Busses - All of the 77 passenger busses and 54 passenger buses have been delivered from the first purchase order. The request for the next 31 busses was approved at the August Board Meeting. Several of the out of commission buses have been sold in auction.

The Technology Department has issued purchase orders for Proposition A infrastructure equipment. The equipment purchases include network switches and wireless access points for auxiliary buildings.

Technology has also issued purchase orders for Proposition B capital equipment purchases. Interactive panels have received and installed. Digital displays have been ordered and should arrive in October. Fiber Ring proposal was approved in March and will start this summer.

The 2024 Bond Program website is complete with progress updates, information, and photos. The website will be consistently updated with project information.

SCHEDULE:

The Report for each project is attached herewith.

BUDGET:


The Program Report Summary of expenditures is attached herewith.

Bond 2024 Funding Summary

• Bond Allocation	\$ 588,500,000
• Interest Earned	8,468,990
• Issuance Savings	<u>4,299,611</u>
Total	\$ 601,268,601
• Expended	\$ 70,514,438
• Encumbered	<u>206,744,364</u>
• Total	\$ 277,258,802
• Unassigned Funds	\$ 324,009,799 (Includes Program Contingency)
• Current Year Interest	<u>987,458</u>
Total Unassigned	\$ 324,997,257

Safety Operations Center & Police Department

Schedule Summary



Cost Summary

Budget Amount \$ 26,000,000.00

Contract Award Amount: \$25,220,899.00

Change Order:

New Contract Amount

Scope of Work

1. The new building to serve the Mansfield Independent School District needs a new Safety, Security, and Police Department.
2. The new facility will include an Emergency Operations Center (EOC).
3. Provide adequate space for all departments and staff.
4. Virtual Training Simulator for officer training.

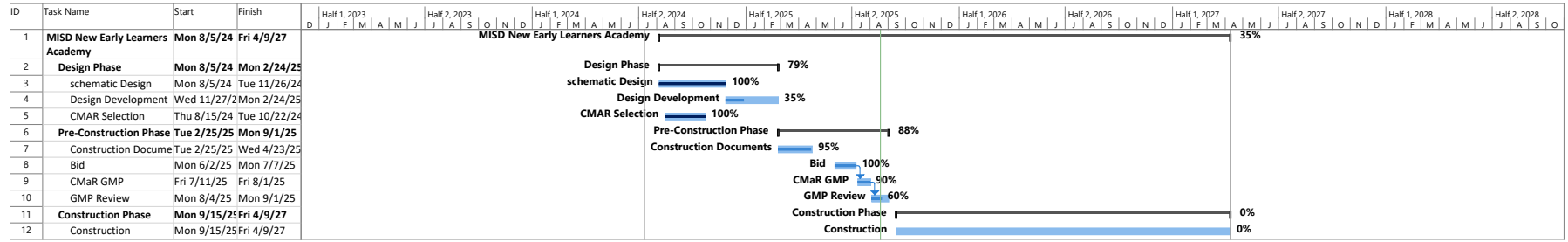
253

Status Summary

1. The Architect and design committee members have had several preliminary meetings to develop the building design based on the specialized requirements.
2. The Design Team is working on scheduling visits to tour other EOC facilities. A topographical survey has been ordered to begin the site design. As soon as the RFQ for Geotechnical & Materials Testing is complete, the Bond Department will order the Geotechnical study to begin.
3. Lee Lewis Construction has started the pre-construction phase of the project.
4. 100% Construction Documents budget estimates are in line.
5. Building permit approved September 03, 2025.
6. Groundbreaking Ceremony September 22, 2025

MISD New Early Learners Academy

Schedule Summary



Budget

\$53,000,000.00

Cost Summary

Pre-Construction Fee: \$ 65,000.00

Contract Award Amount:

Change Order:

New Contract Amount

Scope of Work


1. Build a New Early Learners Academy

Status Summary

1. Mansfield ISD, Huckabee Architects, and Herbert Beasley Land Surveyors have finalized the plat and are working with the city to receive an early grading permit.
2. Core Construction and Mansfield ISD have finalized an agreed-upon GMP to present to the Mansfield ISD School Board in September.
3. Mansfield ISD, Huckabee Architects, the Jandrucko Administration, and Curriculum & Instruction teams are continuing to refine graphics for entry signage and wayfinding to the Pods.
4. The GMP will be presented to the Mansfield ISD Board during September’s regularly scheduled meeting.

Phase 1 Package 1 Jobe & Worley MS Fine Arts Addition & CIP Package

Schedule Summary



Cost Summary

Budget Amount: \$ 34,232,820.00 Change Order: Contract Award Amount: \$31,608,506.00
 Pre-Construction Fee: \$40,000.00
 New Contract Amount: Early Flooring Jobe: \$914,345.00
 New Contract Amount: Jobe GMP#2 \$15,767,159.00 New Contract Amount: Worley GMP#2 \$14,927,003.00

Scope of Work

1. New Fine Arts additions for Jobe & Worley Middle Schools.
2. Replace the running tracks, bleachers, and scoreboards at both schools.
3. Renovate weight rooms.
4. Life cycle replacements on air conditioning, flooring as required.
5. Linda Jobe will get new serving lines.


255

Status Summary

1. Permits have been received for Jobe Middle School and Worley Middle School, contracts have been signed, and NTP's have been issued.
2. Construction sites are being prepared with silt fencing, safety signage, and SWPP is being installed in preparation to break ground on each respective project.
3. The Reeder, Mansfield ISD, and Huckabee teams are working through submittals in preparation for construction.

Middle School Fine Arts Additions PKG 2 T A Howard & James Coble Middle School with Life Cycle Replacement

Schedule Summary



Cost Summary

Budget Amount: \$ 34,600,000.00

Change Order:

Contract Award Amount: \$ 29,785,236

Pre-Con Fee: \$80,000.00

New Contract Amount: Early Flooring Coble: \$967,084.00

New Contract Amount: Coble GMP#2 \$16,380,462.00

New Contract Amount: Howard GMP#2 \$12,432,560.00

Scope of Work


1. Construct Fine Arts additions.
2. Safety & Security Upgrades including weapons detection systems.
3. Technology infrastructure & life cycle replacements.
4. MEP life cycle replacements.
5. New serving lines in the cafeteria.
6. Civil work, track, bleacher, and scoreboard replacements.
7. Proposition B, interactive panels in classrooms and common spaces and digital signage.

256

Status Summary

1. Huckabee Architects have completed the signed and sealed construction documents. Lewis Construction Inc. to finalize the GMP for the July board meeting.
2. Notice to proceed issued on 7/30 both campuses
3. Permit issued for Howard MS on September, 15 2025
4. LLCI has submitted phasing plan for both campuses.

Ben Barber Innovation Academy / Frontier STEM Academy CTE Addition & Life Cycle Replacement Phoenix Academy
Schedule Summary



Cost Summary

Proposed Budget: Ben Barber CTE \$18,319,424.00

Pre – Construction Fee: \$40,000.00

Contract Award Amount: \$21,728,789.00

Change Order:

New Contract Amount

Scope of Work

1. Ben Barber CTE Addition & CIP
 - a. New CTE Addition
 - b. Roof Top Unit R-22 replacement, life safety & security upgrades, Day Care play surface replacement.
 - c. Paving repairs
2. Phoenix Academy
 - a. Life safety & security upgrades, Interior Lighting replacement
 - b. Paving repairs

258

Status Summary

1. New programs to be included are Robotics and Automation Technology, Biomedical Sciences, Aviation Maintenance, and HVAC.
2. Huckabee Architects, Mansfield ISD, and Herbert Beasley Land Surveyors are coordinating to finalize the plat required for permit issuance.
3. We will proceed with the NTP, bonding, insurance, and contract documents to ensure construction can begin promptly once permits are secured.
4. Building permit approved September 10, 2025
5. Contractor installing jobsite trailer, silt fence and mobilizing on September 22, 2025

A-1 Mansfield High School Baseball & Softball Field Turf Upgrades, Batting Cages & Bull Pens

Schedule Summary

ID	Task Name	Start	Finish	2023				2024				2025				2026				2027				2028			
				Q1	Q2	Q3	Q4	Q1	Q2	Q3	Q4	Q1	Q2	Q3	Q4	Q1	Q2	Q3	Q4	Q1	Q2	Q3	Q4	Q1	Q2	Q3	Q4
1	A-1 Mansfield High School Baseball, Softball Turf Projects, Batting Cages & Bullpens	Tue 9/3/24	Tue 12/30/25	Turf Projects, Batting Cages & Bullpens																				68%			
2	Design Phase	Tue 9/3/24	Mon 1/20/25	Design Phase																				100%			
5	Pre-Construction Phase	Tue 1/21/25	Tue 5/27/25	Pre-Construction Phase																				99%			
11	Construction Phase	Tue 5/27/25	Tue 12/30/25	Construction Phase																				24%			
12	NTP	Mon 6/2/25	Mon 6/2/25	NTP																				100%			
13	Contract Buy Out	Tue 5/27/25	Thu 6/19/25	Contract Buy Out																				85%			
14	Construction	Mon 6/30/25	Tue 12/30/25	Construction																				15%			

Cost Summary

Pre – Construction Fee: \$10,000.00

Budget Amount: \$6,508,530

Contract Award Amount: \$5,976,120.00

Change Order:

New Contract Amount

Scope of Work

1. New Turf for Baseball & Softball fields at the 5 High Schools.
2. New batting cages for baseball & softball at each campus.

Status Summary

1. CMU work began on the storage buildings and is progressing toward completion in mid-September.
2. Underground utilities are substantially complete, including storm drainage, water lines, and electrical for the baseball and softball field bullpens and dugouts.
3. Field preparation is underway with dirt spreading, lime stabilization, and preparation for turf sub-drainage systems.
4. Overall site cleanup and other project coordination efforts are ongoing, including debris removal, scoreboard conduit installation, and investigation of existing drainage and irrigation systems.

A-2 Summit High School Baseball & Softball Field Turf Upgrades, Batting Cages & Bull Pens

Schedule Summary

ID	Task Name	Start	Finish	2024				2025				2026				2027		
				Q3	Q4	Q1	Q2	Q3	Q4	Q1	Q2	Q3	Q4	Q1	Q2	Q3	Q4	Q1
18	A-2 Summit High School Baseball, Softball Turf Projects, Batting Cages & Bullpens	Sun 9/15/24	Tue 12/30/25	Batting Cages & Bullpens												66%		
19	Design Phase	Sun 9/15/24	Mon 1/20/25	Design Phase				100%										
22	Pre-Construction Phase	Tue 1/21/25	Tue 5/27/25	Pre-Construction Phase				99%										
28	Construction Phase	Tue 5/27/25	Tue 12/30/25	Construction Phase				23%										
29	NTP	Mon 6/2/25	Mon 6/2/25					NTP				100%						
30	Contract Buy Out	Tue 5/27/25	Thu 6/19/25					Contract Buy Out				80%						
31	Construction	Mon 6/30/25	Tue 12/30/25					Construction				15%						

Cost Summary

Pre – Construction Fee: \$15,750.00

Budget Amount: \$7,226,792

Contract Award Amount: \$6,626,421.00

Change Order:

New Contract Amount

Scope of Work

1. New Turf for Baseball & Softball fields at the 5 High Schools.
2. New batting cages for baseball & softball at each campus.

Status Summary

1. Paragon Construction has completed their grading and dirt export for chemical injection on both the baseball and softball fields. 260
2. Site plans have been updated by Huckabee architects to prevent field and site drainage from impacting the football practice fields.
3. Chemical injection has commenced at both the baseball and softball fields.
4. Installation of the new fire water line and domestic water line is upcoming.

A-3 Legacy High School Baseball, Softball Turf Project, Batting Cages & Bullpens

Schedule Summary

ID	Task Name	Start	Finish	2024				2025				2026				2027		
				Q3	Q4	Q1	Q2	Q3	Q4	Q1	Q2	Q3	Q4	Q1	Q2	Q3	Q4	Q1
33	A-3 Legacy High School Baseball, Softball Turf Projects, Batting Cages & Bullpens	Sun 9/15/24	Tue 12/30/25	Batting Cages & Bullpens												72%		
34	Design Phase	Sun 9/15/24	Mon 1/20/25	Design Phase				100%										
37	Pre-Construction Phase	Tue 1/21/25	Tue 5/27/25	Pre-Construction Phase				99%										
43	Construction Phase	Tue 5/27/25	Tue 12/30/25	Construction Phase				37%										
44	NTP	Mon 6/2/25	Mon 6/2/25					NTP				100%						
45	Contract Buy Out	Tue 5/27/25	Thu 6/19/25					Contract Buy Out				90%						
46	Construction	Mon 6/30/25	Tue 12/30/25					Construction				30%						

Cost Summary

Pre -Construction Fee: \$ 10,000.00

Budget Amount: \$6,135,302.00

Contract Award Amount: \$5,563,466.00

Change Order:

New Contract Amount

Scope of Work

1. New Turf for Baseball & Softball fields at the 5 High Schools.
2. New batting cages for baseball & softball at each campus.

Status Summary

1. Irrigation repairs have been completed and the system has been restored while underground electrical and utility work at the fire lane is complete.
2. Concrete crews are mobilized and preparing to pour the baseball and softball batting cage slabs.
3. Field work continues with grading of bullpens, drainage system installation, and storm inspections underway; the fields have also been graded and blue-topped. Paragon has mobilized to begin turf work.
4. Select fill and lime stabilization are being completed on the fire lane, which will be turned over for concrete work following the batting cage pours.

A-4 Lake Ridge High School Baseball, Softball Turf Project, Batting Cages & Bullpens

Schedule Summary

ID	Task Name	Start	Finish	A-4 Lake Ridge High School Baseball, Softball Turf Projects, Batting Cages & Bullpens																												
				2021				2022				2023				2024				2025				2026				2027				
				Q4	Q1	Q2	Q3	Q4	Q1	Q2	Q3	Q4	Q1	Q2	Q3	Q4	Q1	Q2	Q3	Q4	Q1	Q2	Q3	Q4	Q1	Q2	Q3	Q4	Q1	Q2	Q3	Q4
48	A-4 Lake Ridge High School Baseball, Softball Turf Projects, Batting Cages & Bullpens	Tue 9/3/24	Wed 12/31/25	59%																												
49	Design Phase	Tue 9/3/24	Mon 1/20/25	Design Phase 100%																												
52	Pre-Construction Phase	Tue 1/21/25	Tue 5/27/25	Pre-Construction Phase 99%																												
58	Construction Phase	Tue 5/27/25	Wed 12/31/25	Construction Phase 3%																												
59	NTP	Mon 6/2/25	Mon 6/2/25	NTP 100%																												
60	Contract Buy Out	Tue 5/27/25	Mon 6/30/25	Contract Buy Out 15%																												
61	Construction	Mon 6/30/25	Wed 12/31/25	Construction 0%																												

Cost Summary

Pre -Construction Fee: \$ 10,000.00

Budget Amount: \$5,937,467.00

Contract Award Amount: \$5,812,794.00

Change Order:

New Contract Amount

Scope of Work

1. New Turf for Baseball & Softball fields at the 5 High Schools.
2. New batting cages for baseball & softball at each campus.

Status Summary

1. Storm work progressed on site with the completion of the 18” line at the baseball field, by pouring collars on the 54” storm, and continuing RCP and storm box installation.
2. Soil Solutions is injecting the baseball field soils and softball is being graded, limed, and hauls are being removed in preparation for turf installation.
3. Paragon will begin mobilizing soon to shoot grades and build their model for turf installation.

A-5 Timberview High School Baseball & Softball Field Turf Upgrades, Batting Cages & Bull Pens

Schedule Summary

ID	Task Name	Start	Finish	Gantt Chart (2021-2027)																											
63	A-5 Timberview High School Baseball, Softball Turf Projects, Batting Cages & Bullpens	Tue 9/3/24	Tue 12/30/25	A-5 Timberview High School Baseball, Softball Turf Projects, Batting Cages & Bullpens																											
64	Design Phase	Tue 9/3/24	Mon 1/20/25	Design Phase 100%																											
67	Pre-Construction Phase	Tue 1/21/25	Tue 5/27/25	Pre-Construction Phase 99%																											
73	Construction Phase	Tue 5/27/25	Tue 12/30/25	Construction Phase 20%																											
74	NTP	Mon 6/2/25	Mon 6/2/25	NTP 100%																											
75	Contract Buy Out	Tue 5/27/25	Thu 6/19/25	Contract Buy Out 50%																											
76	Construction	Mon 6/30/25	Tue 12/30/25	Construction 15%																											

Cost Summary

Pre -Construction Fee: \$ 10,000.00

Budget Amount: \$6,229,786.00

Contract Award Amount: \$5,652,763.00

Change Order:

New Contract Amount

Scope of Work

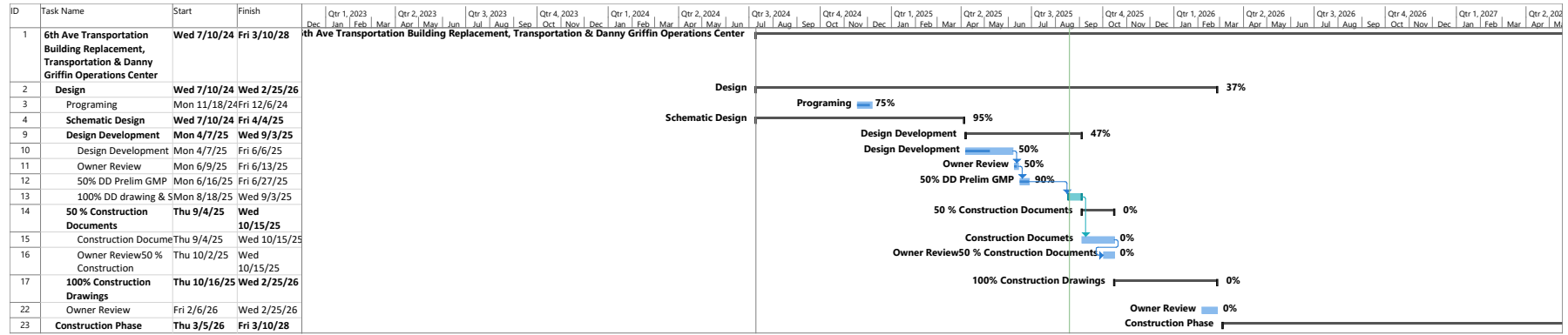
1. New Turf for Baseball & Softball fields at the 5 High Schools.
2. New batting cages for baseball & softball at each campus.

Status Summary

1. Authers applied for and received dedicated fencing permit from the City of Arlington.
2. Storm lines and inlets at the batting cages have been completed and backfilled.
3. Chemical injection has begun in preparation to pour concrete foundation for the batting cages. Raba Kistner has taken two samples to test swell of the soils post injection.
4. Authers has begun tying into existing storm line for baseball field drainage and has prepped for Paragon to pour necessary curbs at baseball fields for turf.

6th Ave Transportation Building Main Transportation, Danny Griffin OPS

Schedule Summary



Cost Summary

Revised Budget Amount: \$25,330,120.00

Change Order:

New Contract Amount

Scope of Work:

1. New transportation offices with enough office space for staff, increased space for technology closet. Provide adequate space for training the 6th Avenue transportation department.
2. A new bus mechanic repair shop, so mechanics can safely work on buses out of the weather.
3. Additional bus parking for up to 150 buses, and the staff parking to accommodate the additional buses.
4. The design now will have a 10,000 gal unleaded and 20,000-gal diesel tanks with enough pumps to meet the future needs of the district.

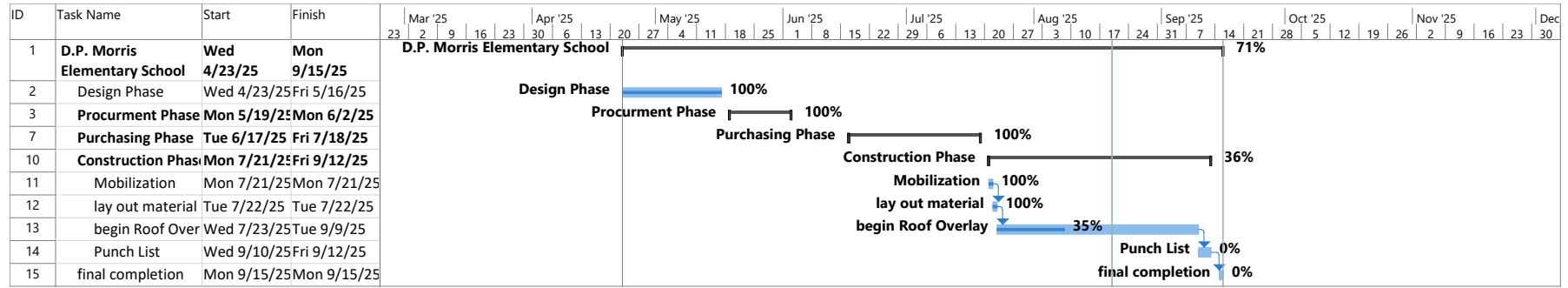
264

Status Summary:

1. Smith & Co. will be working with Huckabee as the architect.
2. Currently working on site plan, floor plan layout and the schematic design.
3. Authers Building Group is the selected CMaR.
4. CMaR is almost complete with the SD Estimate.
5. Smith & Co. presented drawings for the Ben Barber connection to Main St Transportation.
6. Anticipating issue for permit November, 2025

Cross Timbers Intermediate School Life Cycle Roof Overlay Project

Schedule Summary



Cost Summary

Contract Award Amount: \$ 858,619.73

Change Order:

New Contract Amount

Scope of Work

1. Original roof had reached the end of life and warranty expired.
2. Overlay 80 mil Duro – Last Single Ply PVC roof membrane with Rock-board over vacuumed gravel roof.
3. Extend roofing materials under roof top units and new metal coping.
4. As part of the Proposition A Capitol Improvement Scope, MISD, Huckabee, and RAM USA inspected the existing roof for water damage and determined it would be acceptable to provide a new single ply roof membrane over ½” Duro-Guard Dexcel Roof Board.

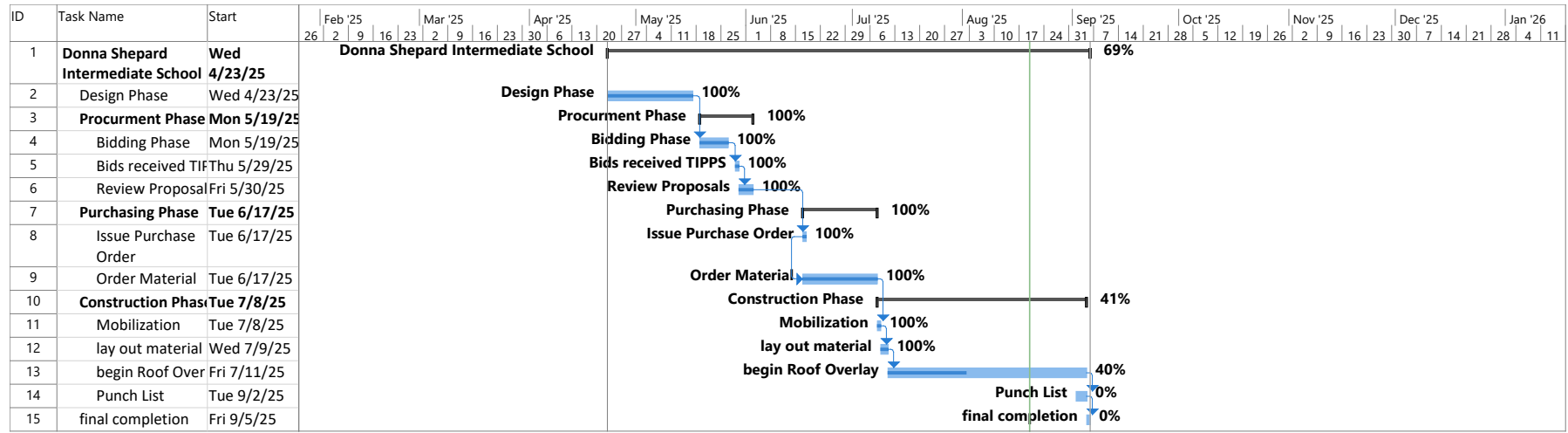
Status Summary:

1. Project is 90% complete overall
2. Work hours have been adjusted to 4:00 PM – 9:00 PM to allow school to proceed uninterrupted
3. The crews continue to heat weld seams as they’re on the final detailed work.
4. Estimated completion date 9/29 due to snap-on metal material getting in late. That’s the last of the detailed work to be complete

265

Donna Shepard Intermediate School Life Cycle Roof Overlay Project

Schedule Summary



Cost Summary

Contract Award Amount: \$ 974,816.30

Change Order:

New Contract Amount

Scope of Work

1. Original roof had reached the end of life and warranty expired.
2. Overlay 80 mil Duro – Last Single Ply PVC roof membrane with Rock-board over vacuumed gravel roof.
3. Extend roofing materials under roof top units and new metal coping.
4. As part of the Proposition A Capitol Improvement Scope, MISD, Huckabee, and RAM USA inspected the existing roof for water damage and determined it would be acceptable to provide a new single ply roof membrane over ½” Duro-Guard Dexcel Roof Board.

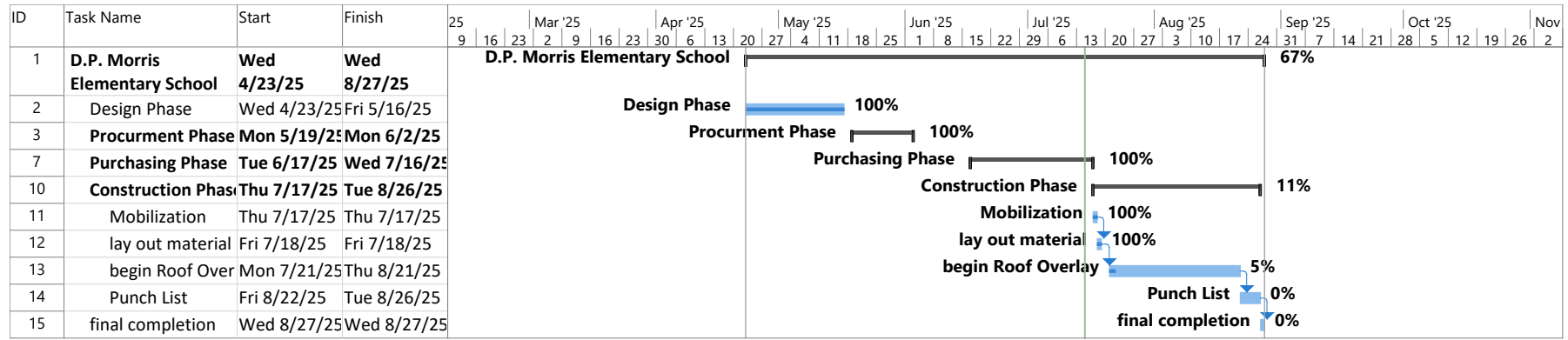
266

Status Summary:

1. Project is 100% Complete
2. Inspection was completed on 9/8
3. The walk pads were welded down once inspection was complete
4. Prime Source’s crew cleaned any loose material up from site and has removed all equipment from site.

D.P. Morris Elementary School Life Cycle Roof Overlay Project

Schedule Summary



Cost Summary

Contract Award Amount: \$ 823,677.26

Change Order:

New Contract Amount

Scope of Work

1. Original roof had reached the end of life and warranty expired.
2. Overlay 80 mil Duro – Last Single Ply PVC roof membrane with Rock-board over vacuumed gravel roof.
3. Extend roofing materials under roof top units and new metal coping.
4. As part of the Proposition A Capitol Improvement Scope, MISD, Huckabee, and RAM USA inspected the existing roof for water damage and determined it would be acceptable to provide a new single ply roof membrane over ½” Duro-Guard Dexcell Roof Board.

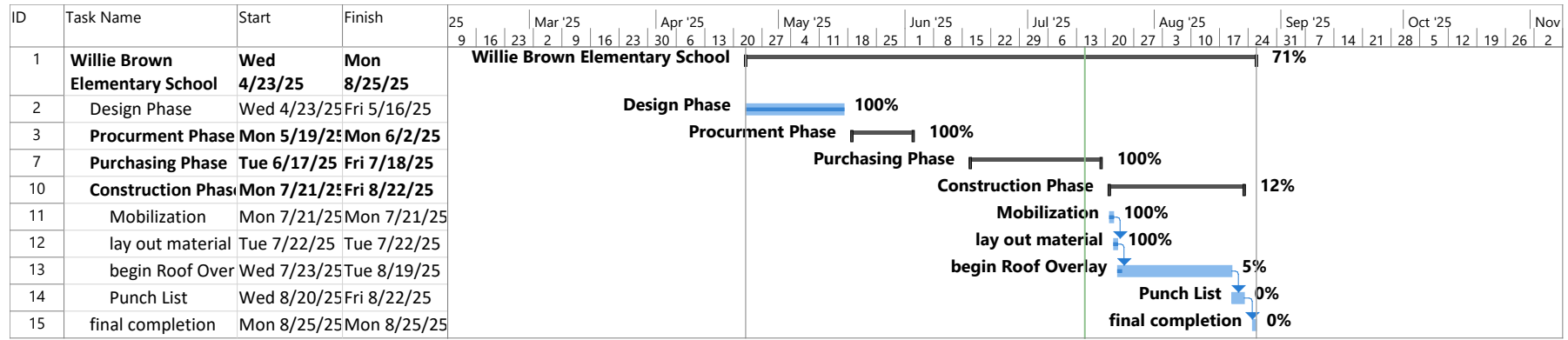
267

Status Summary:

1. Project is 70% complete overall
2. Project completion date pushed out a week, moving completion date to 9/28 due to equipment failures
3. Prime Source expected to complete Section F on 9/19 and Section G on 9/28
4. Inspection is scheduled for 9/29

Willie Brown Elementary School Life Cycle Roof Overlay Project

Schedule Summary



Cost Summary

Contract Award Amount: \$ 820,209.17

Change Order:

New Contract Amount

Scope of Work

1. Original roof had reached the end of life and warranty expired.
2. Overlay 80 mil Duro – Last Single Ply PVC roof membrane with Rock-board over vacuumed gravel roof.
3. Extend roofing materials under roof top units and new metal coping.
4. As part of the Proposition A Capitol Improvement Scope, MISD, Huckabee, and RAM USA inspected the existing roof for water damage and determined it would be acceptable to provide a new single ply roof membrane over ½” Duro-Guard Dexcell Roof Board.

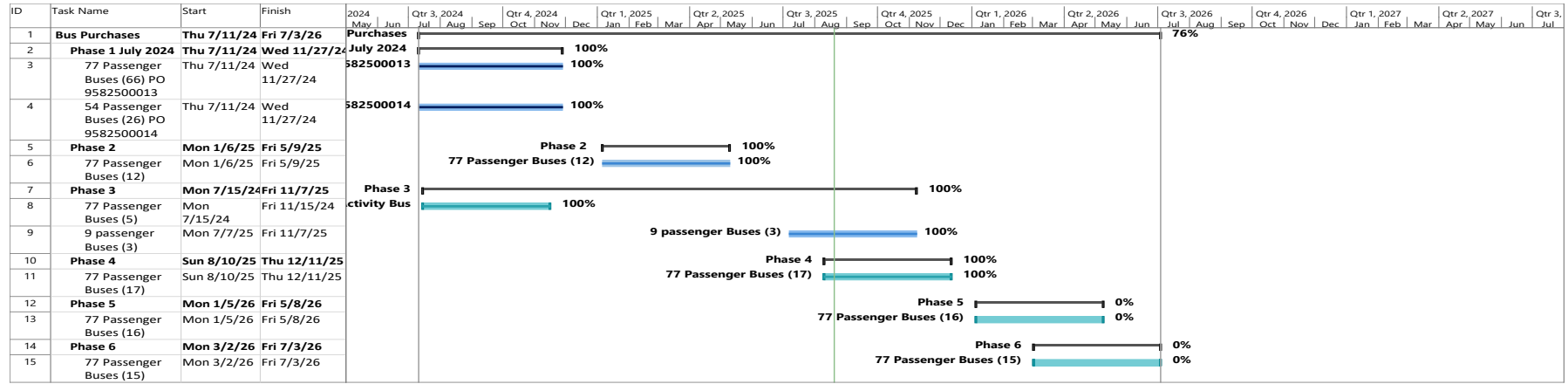
268

Status Summary:

1. Project is 95% complete overall
2. Prime Source Roofing has completed 100% of section A, B, C, D, E, and F. They’re currently working on Section G
3. They’re expected to complete this project on 9/17 and inspection is set for 9/27
4. Prime Source will have the site cleaned and cleared out by Thursday night

Transportation Bus Purchases

Schedule Summary



Cost Summary

Contract Award Amount: 14,581,228

Scope of Work

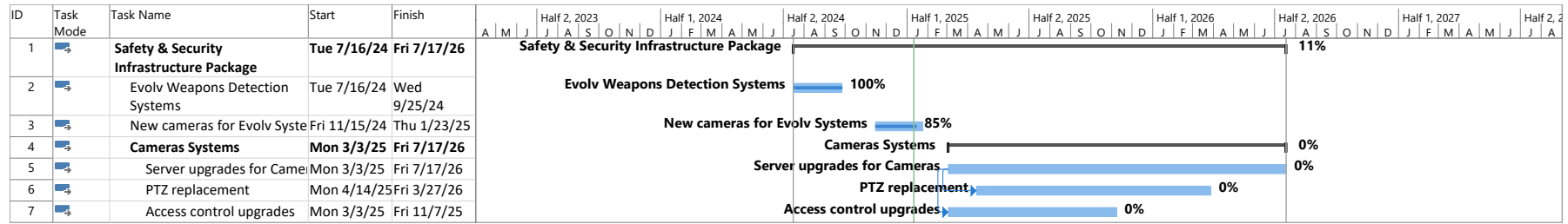
1. Purchase 165 replacement buses.

Status Summary

1. July 15 – Purchased 66 ea., 77 passenger buses. All have been received.
2. July 15 – Purchased 26 ea., 54 passenger buses. All have been received.
3. The second round of bus orders are in process.

Proposition A Safety & Security Infrastructure District Wide S-2

Schedule Summary



Cost Summary

Budget Amount: \$7,200,000.00

Change Order:

New Contract Amount

Scope of Work

1. Installation of Weapons detection systems
2. Upgrading PTZ cameras throughout the district, camera servers and access control

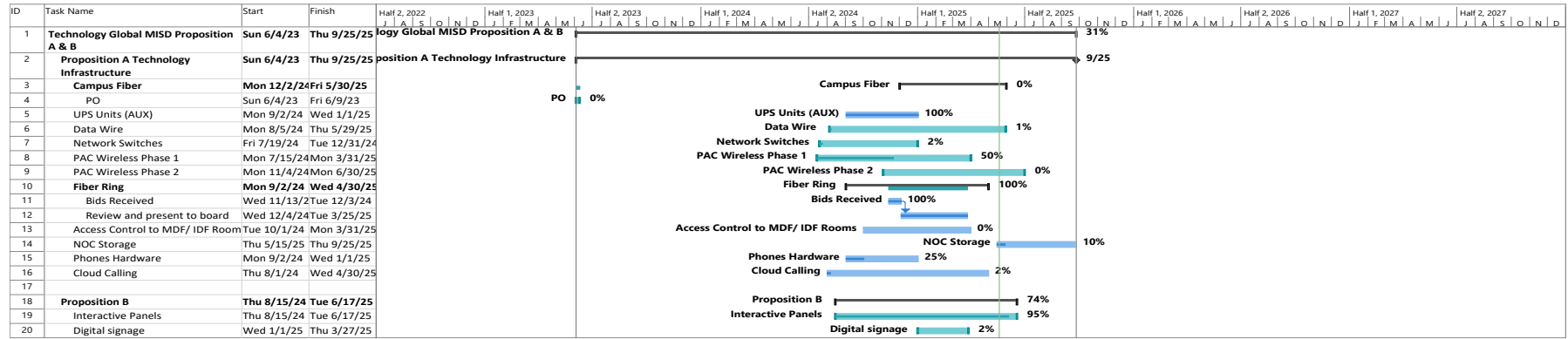
Status Summary

1. Safety and Security has issued PO for the capital lease Evolv Weapons Detection systems. Much of the material is on hand and installations have begun for middle schools, high school competition gyms, and stadiums. Installation should be completed mid-September.
2. Cameras & access control will begin later this year.
3. Meeting was held with a design consultant to review our camera and access control district wide.
4. Evron was selected to install additional cameras at the Evolv Weapons Detection.
5. Several presentations with camera manufacture and software companies were attended by the Bond, Safety & Security Departments, and the MISD PD. Further evaluations are forthcoming over the next couple of months.
6. NextGen is doing the Evolve upgrade for McKinzey MS.

270

Technology Infrastructure Proposition A and Proposition B Interactive Panels and Digital Displays

Schedule Summary



Cost Summary

Contract Award Amount:

Change Order:

New Contract Amount

Scope of Work

1. Proposition A.
 - a. Network switches throughout the district.
 - b. New fiber ring.
 - c. UPS Units
 - d. NOC Storage
2. Proposition B
 - a. Interactive Panels for classrooms
 - b. Digital signage for common areas, libraries

271

Status Summary

1. The Technology Department will start issuing Purchase Orders for Proposition A infrastructure by the end of July and into August for switches, fiber ring, and other components.
2. Proposition B’s interactive panels and digital signage will be issued as well.
3. Switches & WAP PO provided to vendors. Technology Department meeting with vendor & installer to go over schedule to begin installs.
4. Phone refresh meetings was held this month to work on product configuration.
5. Contera was selected as the best overall bidder for the fiber ring.
6. Interactive panel install is complete.

Transportation Department Systems Report September 23, 2025

System Description

Mission

The mission of the Mansfield ISD Transportation Department is to support student success by providing safe, reliable, and efficient transportation services. Our team carries out this mission by designing and executing well-planned routes that prioritize safety, minimize travel time, and ensure timely arrival to and from school.

We educate our staff on best practices in student safety, vehicle operation, and customer service to create a positive experience for every rider. By continuously evaluating routes and collaborating with families and campuses, we provide students with a transportation experience that embodies our district's commitment to excellence. Being the first person students and the community see each day places us in a very special place.

We know our work plays a vital role in preparing students to be college-, career, and life-ready.

Board policies that impact the day-to-day operation of our department:

*CNA(LEGAL) – Transportation Management: Student Transportation
Motor vehicle safety standards for school buses*

*CNA(LOCAL) – Transportation Management: Student Transportation
Additional Transportation Allotment provided by the State for hazardous or high-risk areas*

*CNB(LEGAL) – Transportation Management: District Vehicles
Purchasing / Leasing of School Buses*

*CNC(LEGAL) – Transportation Management: Transportation Safety
Loading, Unloading, Seatbelts, and Transporting Students*

*CNB(LOCAL) – Transportation Management: District Vehicles
Extracurricular Activities and Field Trips*

The number of students who are directly involved in the program:

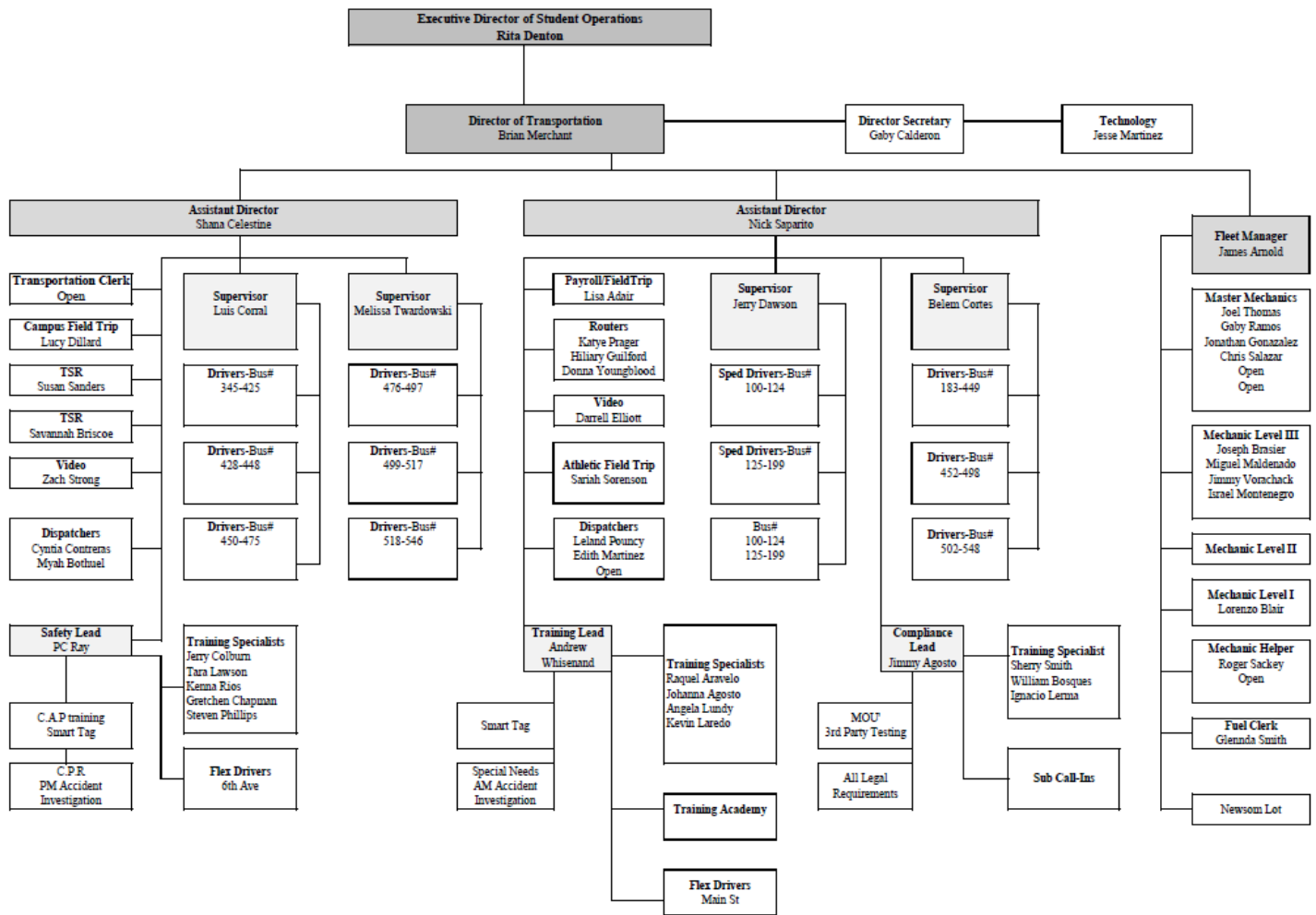
Transportation has the privilege of serving over 12,000 student riders each day through our school bus services. Many of these students utilize transportation multiple times per day, reflecting the essential role it plays in their daily routines. In fact, every MISD student benefits from transportation services at some point during their academic journey—whether it's for extracurricular activities, field trips, or even on graduation day.

Transportation is not just a support service; it's a foundational part of the student experience in Mansfield ISD.

- 1. The State of Texas Foundation School Reimbursement Program: \$3,661,667**
- 2. M.O.U Agreements for Training: \$10,600.00**

We are among a few transportation departments within the State that are able to produce revenue with our training staff assisting other districts without a training program.

Transportation Organizational Chart



- Bus Drivers and Attendants are listed under the supervisors**
- 350 Total Transportation Employees**

System Requirements

Students eligible for transportation services in Mansfield ISD include those who reside two or more miles from their assigned campus, as defined by Texas Education Code §34.007, and those who live in areas designated as hazardous walking zones, per Texas Administrative Code §61.1016. Additionally, students with disabilities who have transportation listed in their Individualized Education Program (IEP) are entitled to transportation under the Individuals with Disabilities Education Act (IDEA), regardless of distance.

The district utilizes a fleet of standard school buses, specialized vehicles for students with mobility needs, and passenger white fleet vehicles where appropriate, in accordance with Texas Education Code §34.003, which outlines vehicle use based on student count and safety standards.

All Mansfield ISD bus drivers are required to hold a Commercial Driver's License (CDL) with Passenger (P) and School Bus (S) endorsements, as mandated by Texas Transportation Code §521.022. Drivers must also pass a physical exam, undergo criminal background checks through the Texas Department of Public Safety (DPS) and FBI, and comply with federal drug and alcohol testing regulations under Title 49 CFR Part 382.

These requirements ensure that Mansfield ISD remains in full compliance with state and federal laws while prioritizing the safety and well-being of all students.

School Bus Drivers are required to have the following licenses, certifications, and qualifications:

1. Class B Commercial Driver's License that includes a Passenger and School Bus Endorsement.
2. Department of Transportation Physical (annual requirement)
3. Qualifying member of the Texas Clearing House for Commercial Drivers.
4. Attend and pass a 20-hour TEA Certification class.
 - a. Renewed every 3 years during an 8-hour class (online).
5. Less than 10 points on their Driver's License that relates to any moving violations from any type of vehicle.
6. Qualify and pass all requirements needed from the Mansfield Independent School District.

System Integrity

Key Processes

Regular Routing: "Regular eligible student" means a student who resides two or more miles from the student's campus of regular attendance, measured along the shortest route that may be traveled on public roads, and who is not classified as a student eligible for special education services; or is a homeless child or youth, as defined by 42 U.S.C. 11434a. Education Code 48.151(b)(1).

Hazardous Routing: We operate 82 hazardous routes in Mansfield ISD. We have a standardized evaluation tool to determine when walkways are too dangerous for students to walk to school. Factors that can lead to a walkway being too dangerous include railroad tracks, highways, construction on sidewalks, and high-speed roadways. A district may apply for and, on approval of the commissioner, receive an additional amount of up to 10 percent of its regular transportation allotment to be used for the transportation of children living within two miles of the school they attend who would be subject to hazardous traffic conditions or a high risk of violence if they walked to school. Education Code 48.151(d); 19 TAC 61.1016.

Special Education Routing: This process requires considering individual student requirements, school locations, special restrictions, and route duration limitations, often requiring special sequencing, smaller buses, and potentially using shuttle systems. Documentation of these transportation services within a student's Individualized Education Program (IEP) is crucial for legal and educational access.

McKinney-Vento: As a condition of receiving funds under the McKinney-Vento Homeless Assistance Act, a district shall adopt policies and practices to ensure that transportation is provided, at the request of the

parent or guardian (or in the case of an unaccompanied youth, at the request of the homeless liaison [see FFC]) to and from the school of origin 42 U.S.C. 11432(g)(1)(J)(iii)(I), (II) [See FDC].

Field Trips: We are thrilled to serve the students of Mansfield ISD when taking their field trips throughout the school year. The Superintendent or designee shall develop administrative regulations for requesting, scheduling, and using District school buses for extracurricular activities and field trips. The regulations shall address any necessary charges to student groups for such uses, in accordance with applicable state rules.

Field trips are assigned on an alphabetical rotating basis. All trips will be assigned by the Field Trip Coordinator, and the department follows a standardized operating procedure to ensure equal opportunities for our staff.

Athletics: We provide shuttle transportation for students to and from the Natatorium and sport practice. Additionally, we supply buses for athletic events, including baseball, football, and tennis. Our fleet of 25 buses stationed at Newsom Stadium enables nearby campuses to avoid traveling to the district's two main transportation centers, improving efficiency and convenience.

Reunification Support: In the event of an emergency requiring the evacuation and reunification of a campus at the Performing Arts Center, district school buses would be promptly dispatched to the affected location. Trained district personnel would meet the buses upon arrival to manage the safe and orderly disbursement of students. Reliable transportation plays a critical role in ensuring swift, secure reunification, minimizing confusion, and maintaining clear communication between families and school staff during high-stress situations.

CTE Support: A well-coordinated transportation system is essential to ensuring equitable access to Career and Technical Education (CTE) opportunities across a school district. This system is designed to facilitate student travel between home campuses and Ben Barber Innovation Academy, industry partner sites, and off-campus learning experiences. The district receives reimbursement for the travel used for these programs.

Dual Credit: To ensure equitable access to advanced academic opportunities, the district operates a dedicated transportation system that supports students enrolled in dual credit courses. These courses, offered in partnership with other campuses or postsecondary institutions, often require students to travel beyond their home campus. The transportation system is designed to meet this need efficiently, safely, and in compliance with state regulations.

Specialized Routing – Schools of Choice: Schools of Choice are a wonderful opportunity for students to enhance their educational experience. This specialized school bus service enables the bus routes to cross over multiple campus boundaries and provide a valuable service for the parents and students. The district's transportation system includes a specialized routing model to support students attending Schools of Choice, such as STEM academies, Alpha Academy, P-Tech, and other non-zoned campuses. This system is designed to ensure that all students—regardless of where they live—have equitable access to the unique educational opportunities offered by these programs.

Mechanical Support: The mechanical shop is a critical component of a school district's transportation operation, responsible for the maintenance, repair, and safety compliance of the district's fleet of school buses and support vehicles. This system ensures that buses are road-ready, safe for student transport, and operating efficiently throughout the school year. We also incorporate and manage an expansive preventive maintenance program in the shop.

Recent Reports

- TEA Route Services Report (Due in July each year)
- TEA Operations Report (Due in December each year)

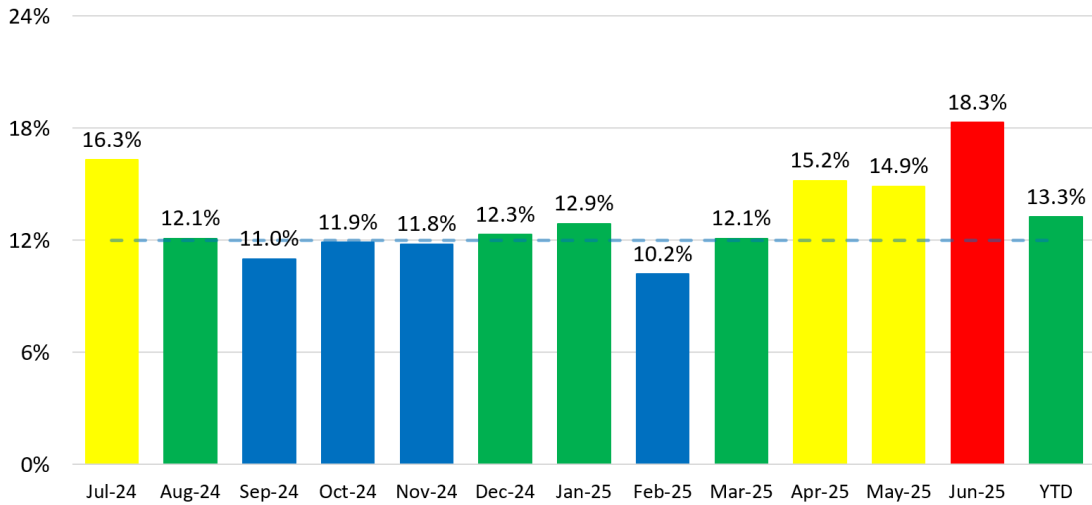
System Measures that Matter

- On-time pick-up and delivery of school bus riders.
- Fuel Purchases and prepared invoices for campuses, departments, and the city of Mansfield
- Workers' Compensation Medical Claims
- Employee Retention
- Employee Attendance Rates
- Down Buses
- Preventable School Bus Accidents
- Overtime Analysis
- Student Riders Utilizing Smart Tag Accountability System
- Air Conditioning Repair Rate
- Preventative Maintenance Rate
- Employee Satisfaction

Department Scorecard

7.8 Transportation									
#	Key Strategic Measure	5 Year Goal	Base Line 2019-2020	Actual Data					Status
				21-22	22-23	23-24	24-25	25-26	
7.8.1	Reduce the number of buses that are out of service daily	< 12%	16.25	22.1%	18.6%	13.4%	13.30%		Green
7.8.2	Reduce the number of at-fault bus accidents	< 24	DNA	69	61	43	69		Red
7.8.3	Reduce the number of daily hours that non-route staff are required to drive routes	< 30	65.24	77	DNA	5	63		Red

7.8.1 Transportation– Number of Buses that are Out of Service Daily



Goal: < 12%

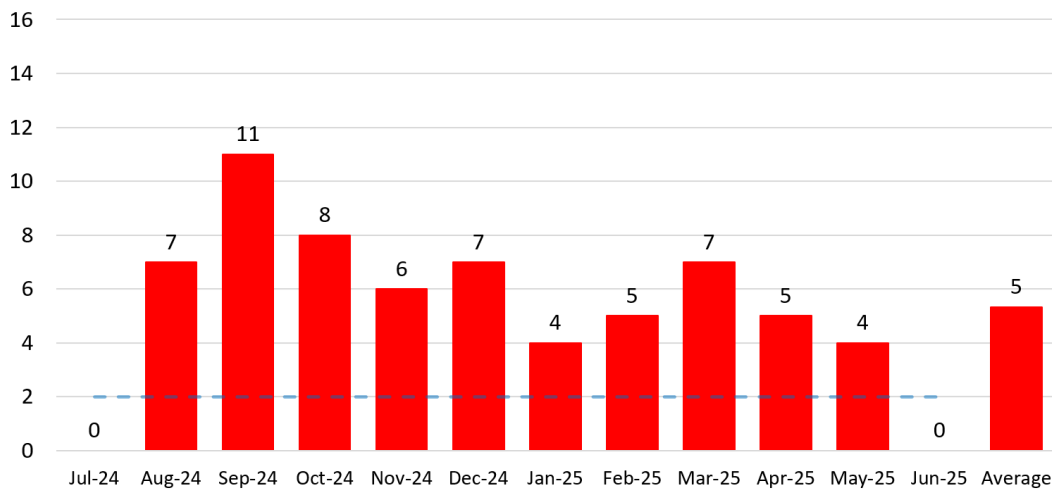
13.3%

Good

Status for this Measure

- ≤ 11%
- 12% - 14%
- 14.1% - 17%
- ≥ 18%

7.8.2 Transportation – Reduce Preventable Bus Accidents



Goal: < 2 per month

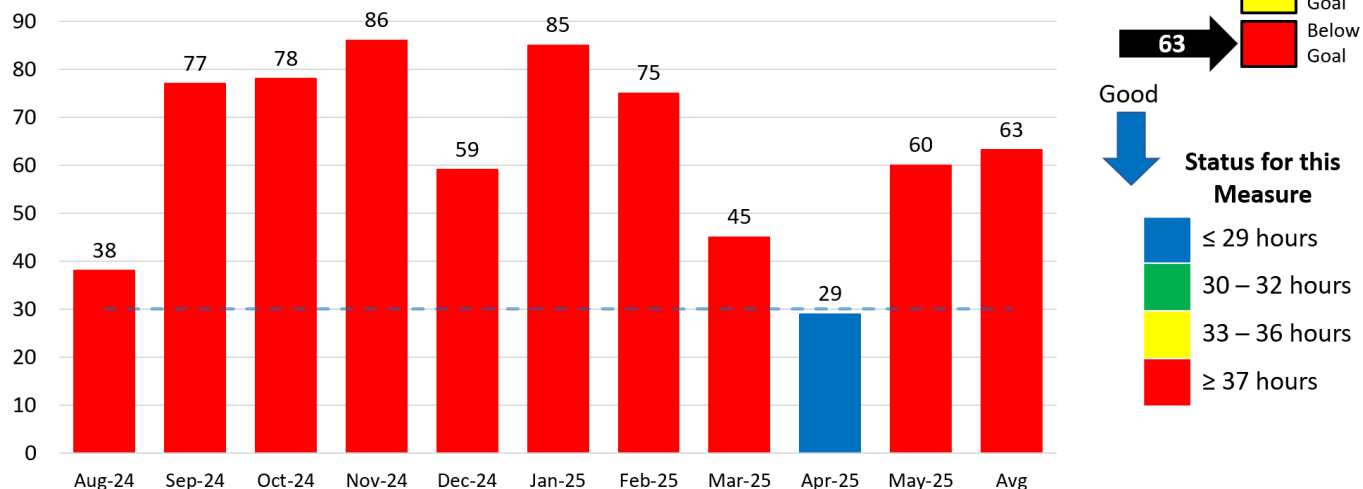
5

Good

Status for this Measure

- ≤ 1
- 2
- 3
- ≥ 4

7.8.3 Transportation – Average Daily Hours Non-Route Staff Drive or Attend on Buses



System Performance

Strengths

- ❖ Newly purchased school buses from the approved 2025 bond program
 - 126 Regular Route Buses (77-Passenger PB110 - International)
 - 26 Special Needs Buses (53-Passenger PB110 - International with Wheelchair Lifts)
 - 3 Collins White Activity (9-Passenger Buses)
 - 5 White Activity Buses (77-Passenger PB110 - International - will be wrapped for athletics)
- ❖ Full Time - 8 Hour Schedules for all Full-time staff
- ❖ Annualized / Bi-Weekly Pay Option for Employees
- ❖ Training Staff / Department Staff
- ❖ Customer Service / Building Relationships

Opportunities for Improvement

- ❖ Communicating to stakeholders in additional languages
- ❖ Rebuilding the 6th Avenue Transportation Center (Approved in 2024 Bond Program)
- ❖ Improvements for Main St Transportation Center (Approved in 2024 Bond Program)
- ❖ Continuous Improvement Training for all Campuses with Smart Tag and Campus Portals
- ❖ Increase parent usage with the Smart Tag parent app
- ❖ Increase awareness of COA Accountability and Ownership for Success
- ❖ Reducing preventable accidents through enhanced safety training and corrective action programs.

Recommendations for Changes in System and/or Policy

1. Change the current routing system (Edulog) to Smart Routing. This will enable the student accountability system to function accurately for students, parents, campuses, and transportation.
2. Specialized routing, such as Schools of Choice and Special Needs, has a unique set of requirements and processes that differ from the traditional home-to-school system. This will change the way we build routes and assign students to bus stops for service. We recommend exploring additional leadership roles within our routing sector.

System Innovations

Recent Innovations

Smart Tag Implementation

The implementation of Smart Tag Technology within our school district has already proven to be a transformative step toward enhancing student safety, operational efficiency, and parent engagement. Currently, students use Smart Tags to check in and out of school buses during daily transportation, allowing for accurate tracking of ridership. This system provides parents with real-time notifications, offering peace of mind by confirming when their child has boarded or exited the bus. On the campus side, staff now have direct access to student transportation data, eliminating the need to contact transportation centers for updates, such as whether a student is on the bus. This streamlined access improves response times and supports better coordination between campuses and transportation services.

Bus drivers are also empowered with onboard student information, enabling them to make safer and more informed decisions during their routes. With visibility into who should be on the bus and where each student is headed, drivers can ensure accurate drop-offs and respond effectively in case of emergencies or route changes. From an operational standpoint, transportation administrators can monitor all vehicles in real time, track student movement, and communicate directly with individual buses or the entire fleet. This capability enhances coordination, supports rapid response to incidents, and improves overall service delivery.

Salary Annualization

Historically, transportation employees in the district did not receive paychecks during non-paid holiday breaks such as Thanksgiving, Christmas, and Spring Break. Additionally, inconsistent work assignments led to fluctuating biweekly paychecks, creating financial unpredictability for staff. As part of our commitment to being a destination district, we've introduced salary annualization to provide greater stability and equity for our transportation team.

Transportation is now a full-time operation, offering consistent 8-hour schedules to all full-time employees. This structure not only supports financial reliability but also creates an ideal opportunity for parents to work within the district while aligning their schedules with their children's school calendar. Employees now have the option to elect an annualized pay structure, receiving a steady monthly paycheck similar to teachers, regardless of school breaks. Alternatively, they may choose to remain on a

traditional hourly, biweekly pay cycle. This choice is offered at the beginning of each school year and is also extended to new hires during onboarding.

Salary annualization enhances employee retention, supports financial planning, and reinforces our district's reputation as a supportive and forward-thinking employer. It reflects our investment in the people who keep our schools running safely and efficiently every day.

Future Department Innovations:

1. Continue to increase staff training, especially for new hires.
 - a. Smart Tag System Orientation: Provide hands-on training for new staff on how to use Smart Tag devices, access student data, and respond to alerts.
 - b. Safety Protocols & Emergency Response: Conduct regular drills and workshops on handling emergencies, including bus evacuations, student accountability, and communication procedures.
 - c. Customer Service & Parent Communication: Train staff on professional communication with parents, especially when addressing concerns related to student transportation.
 - d. Technology Integration: Offer sessions on using GPS tracking, fleet messaging systems, and mobile apps to improve route efficiency and responsiveness.
 - e. Special Needs Transportation: Provide specialized training for transporting students with disabilities, including equipment handling and sensitivity awareness.
 - f. Ongoing Refresher Courses: Schedule quarterly or biannual refresher courses to keep all staff updated on system upgrades, policy changes, and best practices.
 - g. Mentorship & Peer Support: Pair new hires with experienced drivers or staff for shadowing and peer-led learning during their first weeks.
2. Consistent revision of routes to ensure efficiency and accuracy.
 - a. Establish a consistent process for analyzing late bus arrivals to identify patterns and address recurring delays.
 - b. Establish a process to examine buses that consistently arrive late at dismissal to determine root cause.
3. Continuous Improvement program for all staff
 - a. Valuable investment for staff retention
 - b. Celebrating successes and ramp-up goal achievements
 - c. Create consistency throughout the district on transportation systems and processes
 - d. Ensure customer service is always a priority
4. Expanding the scope of the Smart Tag Accountability System

Potential integrations include automated attendance, cafeteria and library systems, and even emergency response coordination. These enhancements would further unify student data across departments, reduce administrative burdens, and create a safer, more connected school environment. By continuing to invest in and evolve this technology, we position our district as a leader in student safety, operational excellence, and family engagement.