



**May 13, 2025**  
**Called Meeting/Canvass Election**  
**6:00 PM**

---

1. **Call to Order**
2. **Roll Call**
3. **Closed Session**
  1. Adjourn to Closed Session pursuant to Texas Government Code Section 551.074, Personnel, to deliberate regarding the appointment, employment, evaluation, reassignment, duties, discipline, or dismissal of a public officer or employee; or to hear a complaint or charge against an officer or employee, including the Superintendent's evaluation and contract; 551.071, consultation with the Board's attorney; and 551.072, real property; and 551.076 to conduct deliberations regarding security devices or security audits.
4. **Reconvene**
  1. Reconvene to Public
5. **Meeting Opening**
  1. Prayer
  2. Pledges
6. **Presentation**
  1. 2025-2026 Budget Update – Michele Trongaard 3
7. **Public Comments**
  1. The correct procedure for addressing the Board during Public Comments is as follows:  
Each speaker should address the Board from the podium microphone and state his or her name before speaking. All speakers will be limited to three minutes to make comments regarding items on the agenda, unless modified by the Board president based on Board Policy BED (LOCAL). Copies of presentations should be made available to all trustees and the Superintendent. Board policy prohibits the discussion of complaints against district employees during an open forum.
8. **Human Resources Report**
  1. New Hires for Board Approval 65
9. **Canvass the Votes of the May 3, 2025, Board of Trustees General Election for Place 3, Place 4, and Place 5 67**
10. **Adjourn**
  1. Adjourn

Posted on \_\_\_\_\_ at \_\_\_\_\_  
(Date) (Time)



**Board of School Trustees  
Mansfield Independent School District**

TITLE: Budget Update

DATE: May 13, 2025

---

---

**PRESENTATION**

---

---

**BACKGROUND:**

The purpose of the budget update is to provide a picture of the district's progress and status for the 2025-2026 budget. The presentation includes the latest information as it pertains to funding for public education and impact on the Mansfield ISD 2025-2026 budget.

The presentation will be given by Michele Trongaard, Associate Superintendent of Business and Finance.

**CONSIDERATIONS:**


None



MAY 13, 2025

# BUDGET UPDATE

2025 - 2026





**GFOA**

Certificate of  
Achievement for  
Excellence in  
Financial  
Reporting



**ASBO**

Certificate of  
Excellence in  
Financial  
Reporting



**TCPA**  
Texas

Comptroller of  
Public Accounts  
Awards  
Traditional  
Finances Star



**FIRST**

Financial Integrity  
Rating System  
of Texas  
Superior Rating



**TASBO**

Award of Merit for  
Purchasing Operations

**TASBO**

Award of Excellence in  
Financial Management



# FINANCIAL TRANSPARENCY

# 2024 - 2025 BUDGET





# UNITED EDUCATORS ASSOCIATION

4055 International Pkwy # 530  
Fort Worth, TX 76109

2918 W. Park Row Drive  
Arlington, TX 76013

(817) 572-1082  
www.ueatexas.com

## Comparison of Teacher Salaries in the **Western Metroplex** School Year 2024 - 2025 | BA / BS Degree

YEAR	0	YEAR	5	YEAR	10	YEAR	15	YEAR	20	YEAR	25	YEAR	30							
1	Mansfield	64700	1	Arlington	67100	1	Arlington	69600	1	Arlington	72100	1	Arlington	74600	1	Arlington	76900	1	Arlington	78900
2	Arlington	64600	2	Mansfield	66007	2	Irving	68630	2	Ft Worth	69754	2	Ft Worth	72483	2	Irving Ft	74593	2	Irving	78891
3	Ft Worth	63000	3	Irving	65365	3	HEB	67848	3	Irving	69713	3	Mansfield	71655	3	Worth	74373	3	Ft Worth	78111
3	Grand Prairie	63000	4	Ft Worth	65200	4	Mansfield	67644	4	Mansfield	69405	4	Irving	71463	4	Mansfield	73356	4	HEB	76890
5	Birdville	62750	5	Grand Prairie	65000	5	Ft Worth	67421	5	Grand Prairie	69000	5	Grand Prairie	71328	5	HEB Grand	73351	5	Mansfield	76823
6	Irving	62618	6	Birdville	64075	6	Grand Prairie	67000	6	HEB	68748	6	HEB	71077	6	Prairie	72904	6	Castleberry	75892
7	HEB	62500	7	HEB	63861	7	Everman	66007	7	Everman	67975	7	Everman	70051	7	Everman	72455	7	Granbury	75402
8	Castleberry	62025	8	Castleberry	63792	8	Granbury	65919	8	Castleberry	67792	8	Kennedale	69970	8	Alvarado	72280	8	Alvarado	75400
9	Everman	62000	9	Everman	63712	9	Castleberry	65792	9	Kennedale	67575	9	Castleberry	69792	9	Castleberry	71892	9	Grand Prairie	75088
10	Crowley	61810	10	Cleburne	63675	10	Birdville	65581	10	Granbury	67395	10	Cleburne	69511	10	Kennedale	71653	10	Birdville	74937

# 2024 - 2025 BUDGET ADDITIONS

## 2024-25 Budget Additions

\$	110,000	Evolv workers extra duty pay
	35,000	Additional operating expenses for Ben Barber (reoccurring)
	186,773	To cover additional cost of district mowing contract
	6,960	Interpreter costs
	56,647	Athletics-Runway take off boards, newsome stadium sign and weather screens
	54,100	Police vehicle (insurance check will offset exp)
	17,195	Arbiter Pay contract fee
	170,000	Extended play funds-Athletics
	50,000	Advanced Competiion Funds- Fine Arts
	72,237	To cover additional election costs
	36,500	Demographer
	1,143,868	STEM and ECHS laptops
	50,000	Previous election invoice
	132,471	Carol Holt STEM Academy technology and supplies
	10,200	Graduation Parking Staff
\$	2,131,951	
\$	1,588,119	Turf and track replacements
	596,000	Replacement of RLA Stadium turf
	196,000	Add pad to Newsom Stadium field
\$	2,380,119	
\$	4,512,070	Total 2024-2025 Budget Addtions

# 2024 - 2025 BUDGET REDUCTIONS

Reduction in summer school Payroll	\$	(800,000)
Orchestra supplies estimate adjustment		(40,000)
District Wide Budget decrease		(1,306,606)
CCMR budget decrease (free TCC tuition)		(601,996)
Reduction in utilities budget		(400,000)
Safety & Security Grant		(963,067)
Updated Sal Neg Base Plan/32 teacher vacancies removed		(2,596,000)
Total Reductions	\$	<u>(6,707,669)</u>

# ESTIMATED PROJECTIONS 2024- 2025

	Original Budget 2024-2025	Total Estimated Revenue and Expenditures
Total Revenues	\$ 373,757,722	\$ 374,309,743
Total Expenditures	388,588,061	386,362,061
Revenues over Expenditures	\$ (14,830,339)	\$ (12,052,318)
Transfer from Capital Projects	6,700,000	3,350,000
Transfer from Workers' Compensation	5,000,000	2,500,000
Total Effect on Fund Balance	\$ (3,130,339)	\$ (6,202,318)

# CAPITAL PROJECT FUND- 698

Capital Project Fund - 698	
Fund Balance as of 7/1/2024	\$ 12,026,359
Fiscal Year to Date Activity	(295,245)
Hail Damage	(2,658,598)
Encumbered	(1,186,997)
Available	<u>\$ 7,885,519</u>
Proposed transfer to General Fund	\$ (3,350,000)
Estimated Available Capital Project Funds end of 2024-2025	\$ 4,535,519
Proposed transfer to General Fund 2025-2026	<u>(3,350,000)</u>
Estimated Available Capital Project Funds Remaining	\$ 1,185,519

# CAPITAL PROJECT FUND— 698 HAIL DAMAGE

Campus	Deductible	Replacement Cost-Estimate	Out-of-Pocket
Tarver Rendon	\$ 634,163	\$ 1,096,165	\$ 634,163
Center	1,425,403	2,068,000	\$ 1,425,403
Jandrucko	599,032	1,400,000	\$ 599,032
<b>Total</b>			<b>\$ 2,658,598</b>

# TURF AND TRACK – OUT OF GENERAL FUND

School	Turf	Track	Total	2024-2025 Fiscal Year Estimate	2025-2026 Fiscal Year Estimate
Summit	\$ 652,834	\$ 822,791	\$ 1,475,625	\$ 368,906	\$ 1,106,719
Legacy	\$ 651,202	\$ 253,522	\$ 904,724	\$ 271,417	\$ 633,307
Mansfield	\$ 650,245	\$ 235,522	\$ 885,767	\$ 265,730	\$ 620,037
Lake Ridge	\$ 647,964	\$ 260,816	\$ 908,780	\$ 272,634	\$ 636,146
Timberview	\$ 650,257	\$ 987,468	\$ 1,637,725	\$ 409,431	\$ 1,228,294
THS Soil Contingency		\$ 500,000	\$ 500,000		\$ 500,000
RL Anderson	\$ 580,111		\$ 580,111		\$ 377,072
			\$ 6,892,732		
				<b>\$ 1,588,119</b>	<b>\$ 5,101,574</b>
					<i>Already amended 2024-2025 budget for RLA.</i>

# 2025 - 2026 BUDGET



# VISION

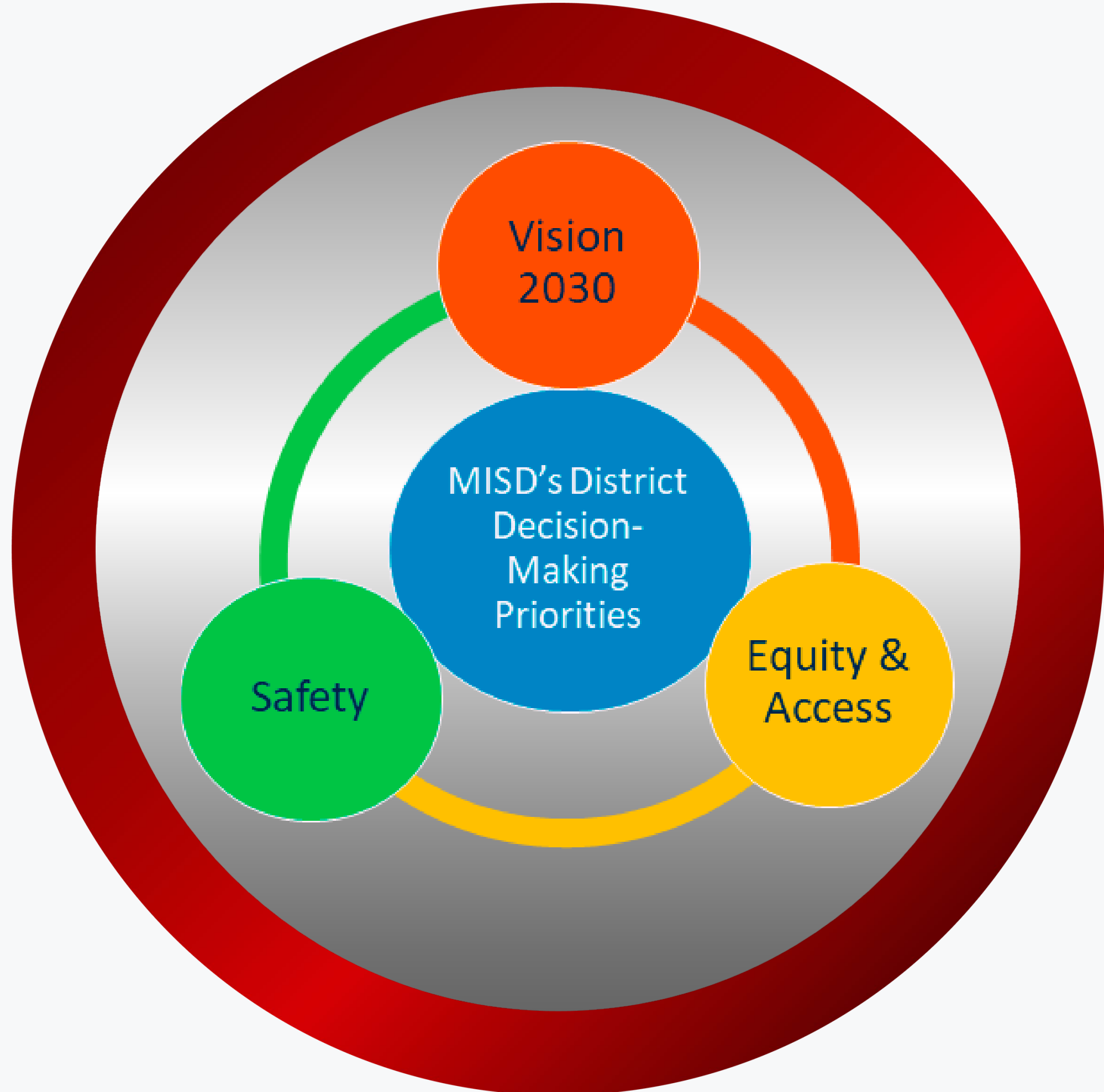
# 2030

LIFE READY • CAREER READY  
COLLEGE READY





# VISION 2030



# 2025 - 2026 BUDGET CALENDAR

## JANUARY

Budget Calendar

Enrollment Projections

## FEBRUARY

Additional Requests Submitted

Campus and Department  
Budgets Due

## MARCH

Cabinet Review Budget  
Requests



# 2025 - 2026 BUDGET CALENDAR

**APRIL**

Certified Estimate of  
Property Values

**MAY**

Budget Workshop

**JUNE**

**Publish "Notice of Public Meeting to Discuss Budget and Proposed Tax Rate"**

**Public Hearing and Adoption of the 2025-2026 Budget**



# 2025 - 2026 BUDGET CALENDAR

**JULY**

Certified Property  
Values  
Tarrant County  
Johnson County

**AUGUST**



**AUGUST**

**Adopt Tax Rate**





# 2025 - 2026 BUDGET GOALS



# BUDGET FRAMEWORK



**Plan and  
Prepare**



**Set  
Instructional  
Priorities**



**Pay for  
Priorities**

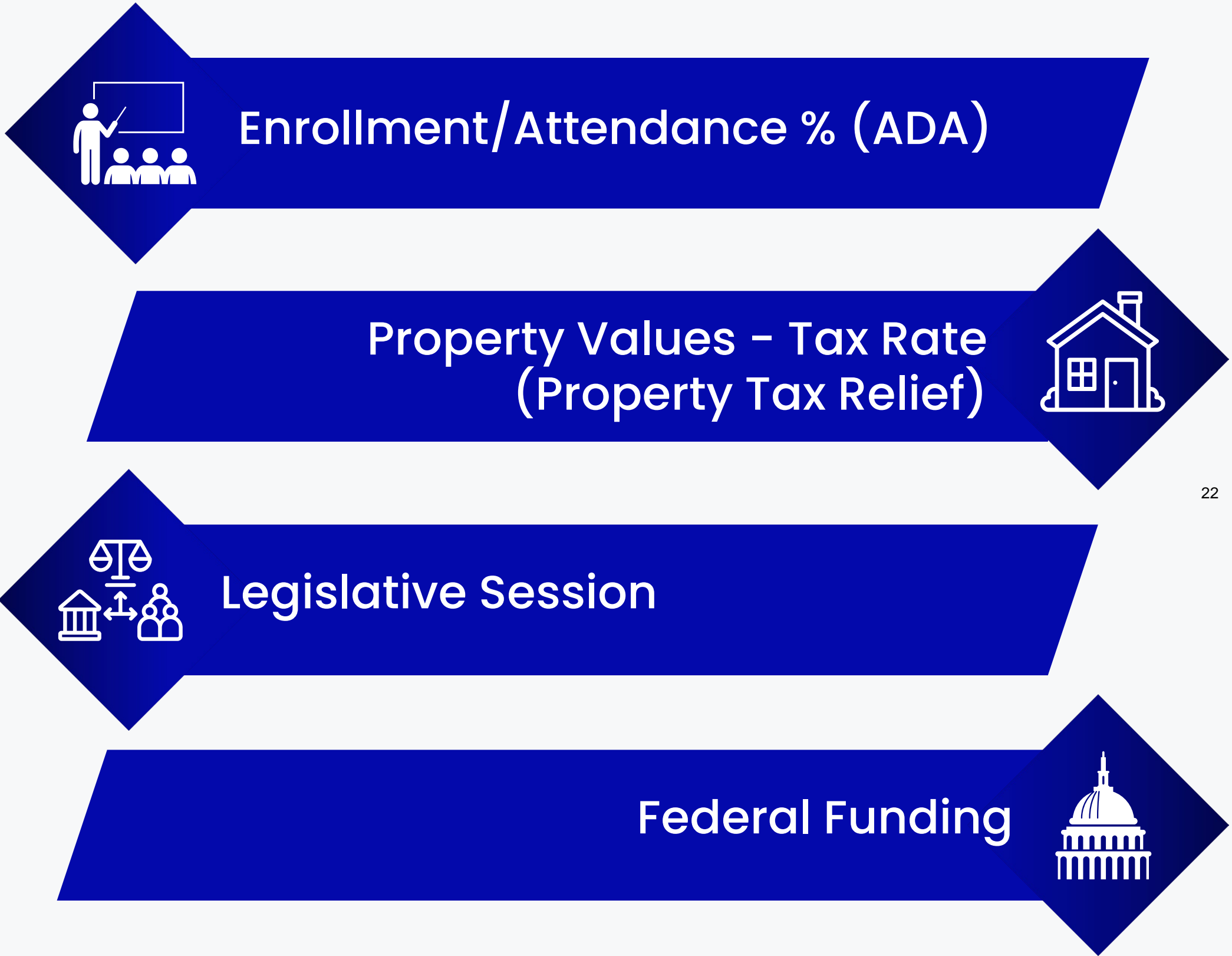


**Implement  
Plan**



**Ensure  
Sustainability**

# BUDGET IMPACT



# HEADLINES

Education  
**Keller ISD grapples with potential \$12.4M deficit as new split details emerge**

KERA | By Matthew Sgroi | Fort Worth Report

FORT WORTH

**Fort Worth ISD considers closing up to 25 schools as the district faces budget shortfall**

Fort Worth ISD will host a virtual community task force meeting on March 3 regarding the possible school closings at 6 p.m.

By Keenan Willard • Published February 11, 2025 • Updated on March 3, 2025 at 5:31 am

**Texas lawmakers propose funding increase for schools, as districts face cuts and closures**

by Abigail Velez

Wed, January 22nd 2025 at 9:08 PM

**CLASS-SIZE AND PROGRAM ADJUSTMENTS IN 2025-2026 TO ADDRESS SCHOOL FUNDING CRISIS**

February 11, 2025



**Houston ISD to consider potential campus closures as 2025-26 budget talks begin**



By Wesley Gardner | 7:31 PM Feb 27, 2025 CST  
Updated 7:31 PM Feb 27, 2025 CST

23

**Austin ISD announces hiring freeze as budget deficit grows to \$110 million**

TUESDAY, FEBRUARY 18, 2025 BY BECKY FOGEL, KUT

Education

**San Antonio ISD makes another round of cuts to central office staff**

Texas Public Radio | By Camille Phillips  
Published March 4, 2025 at 4:26 PM CST



ARTICLE  
**Make or Break: Texas Legislative Session Looms Large for Public Schools**

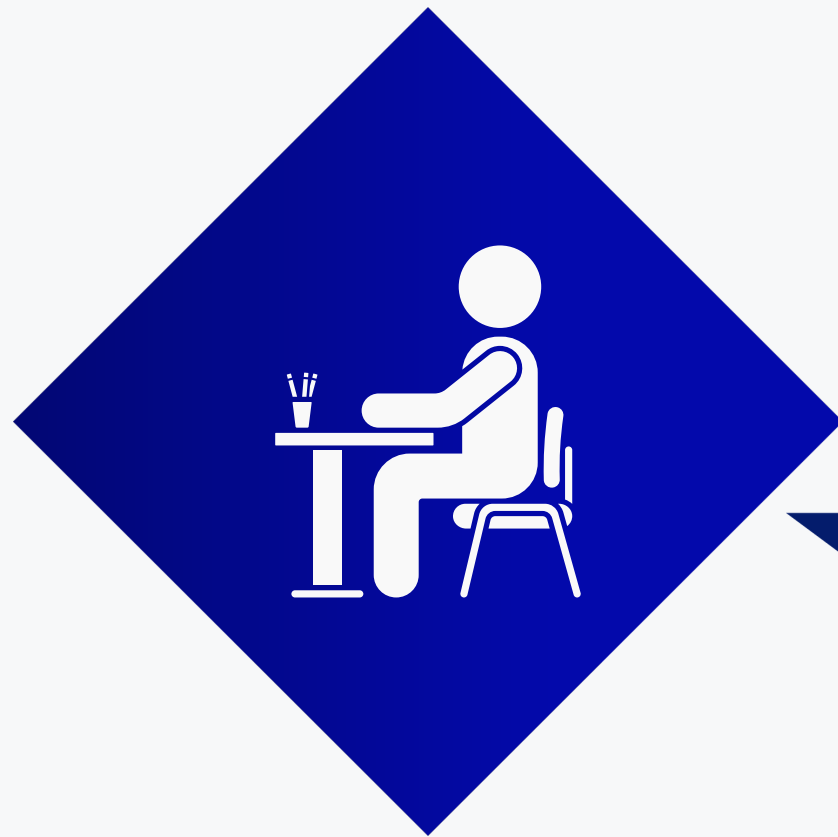
Tuesday, February 11, 2025

By: Dax Gonzalez



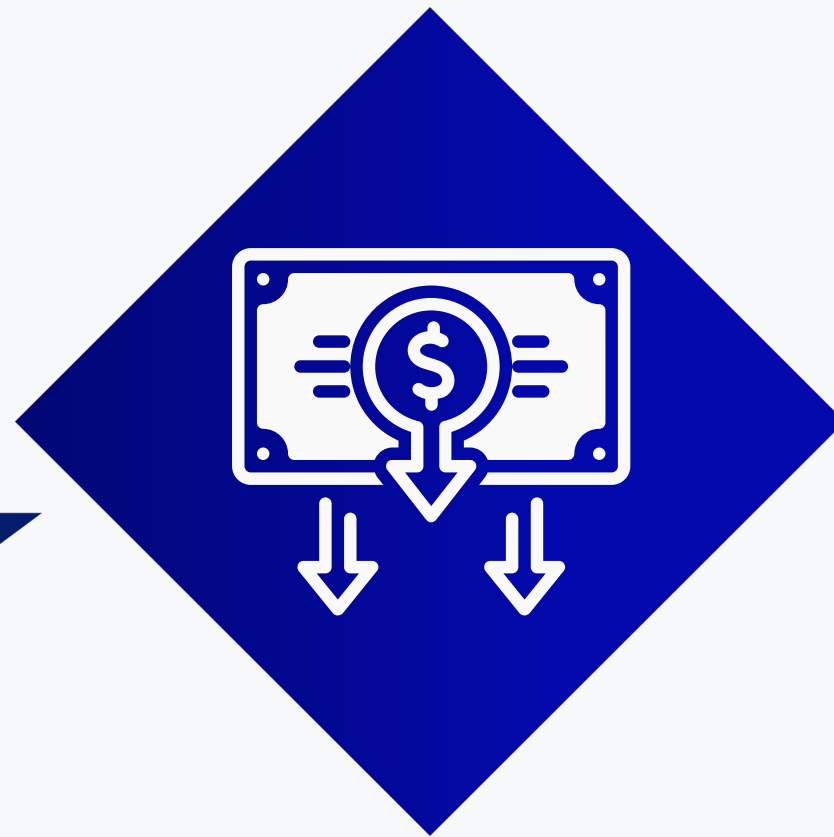

**OTHER TEXAS SCHOOL DISTRICTS IN THE NEWS**

# FINANCIAL CHALLENGES




## Enrollment Growth

Slower growth due to declining birth rates and other factors



## Lack of Legislative Funding


No increase in the basic allotment since 2019



## Record Inflation

19% increase in Consumer Price Index since March 2020  
27% increase in property insurance from 2022 to 2023

# FINANCIAL CHALLENGES



## **Pressure to Increase Wages**

Salary increases necessary to remain competitive with local benchmark districts

## **Competition for Talented Staff**

Teacher Salary Comparison  
Metroplex Salary Comparison

## **Loss of ESSER Funding**

**September 30, 2024**

# TEXAS EDUCATIONAL DOLLAR

## The Texas Education Dollar at Work



Texas public schools spend approximately \$50 billion per year educating more than 5.4 million students. Here's a breakdown of how each dollar is spent to support a student's education.

**56**  
**Instruction**  
 Certified teachers provide a high-quality education to all students in their classes.

**3**  
**Transportation**  
 Many students rely on school buses to safely get to and from school on time.

**11**  
**Facilities**  
 Students learn in buildings that are well-maintained and meet all building codes.

**1**  
**Health**  
 School nurses care for ill or injured students and manage their medications.

**1**  
**Safety**  
 Security personnel including police and school resource officers keep students safe.

**2**  
**IT/Technology**  
 Websites, secure networks, and student information systems all require IT support.

**5**  
**Nutrition**  
 Good nutrition fuels learning through student access to breakfast, lunch, and sometimes dinner.

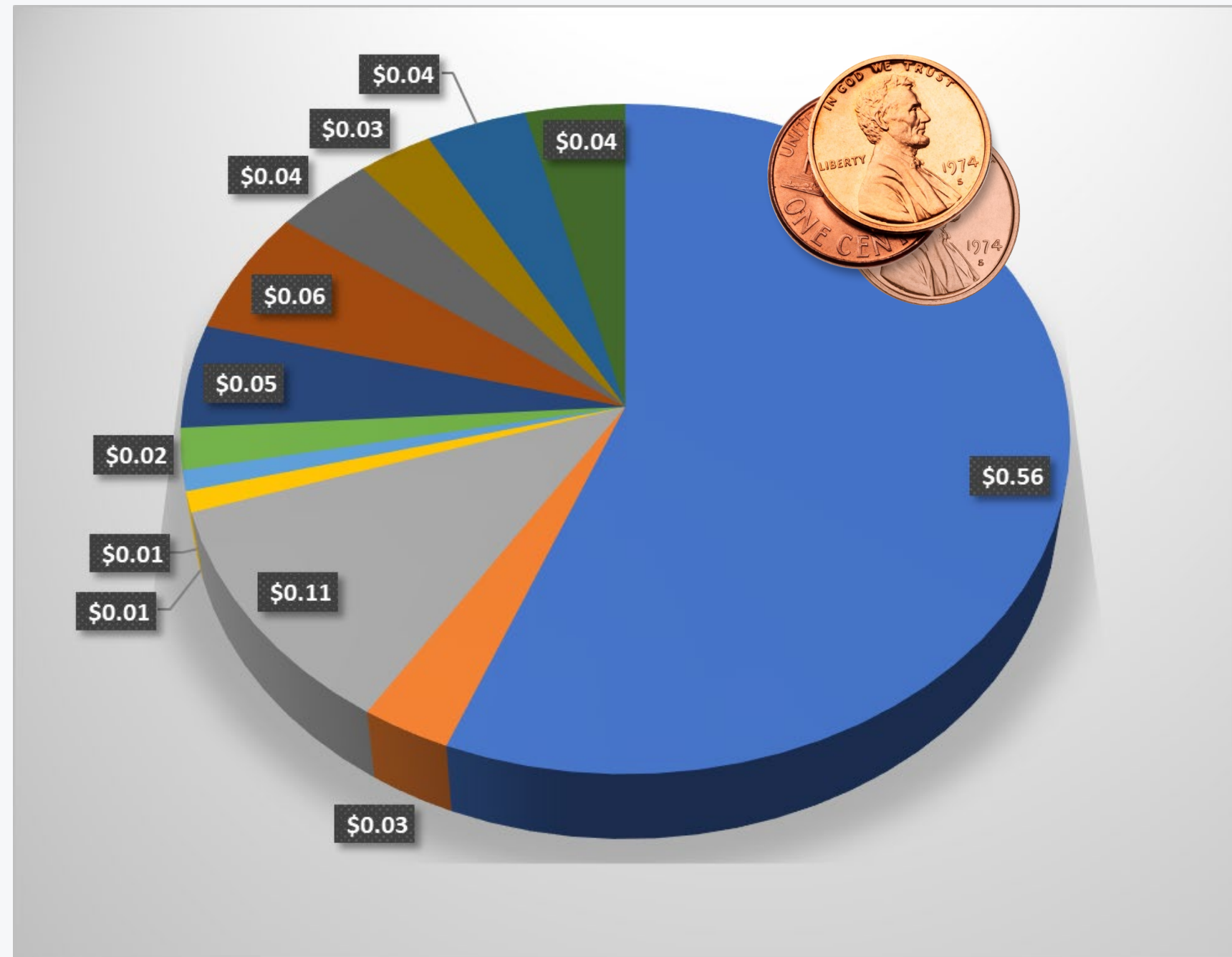
**6**  
**Campus Leadership**  
 Principals and other administrators support student instruction and

**4**  
**District Leadership**  
 Superintendents and other administrators handle district business operations

**3**  
**Extracurricular**  
 Beyond the classroom, there are academic, athletic, and fine arts programs for students.

**4**  
**Instructional Support**  
 Professional development and curricular support help teachers do their best work.

**4**  
**Counseling**  
 Certified, licensed educators provide academic planning and counseling services for student success.



# MISD EDUCATIONAL DOLLAR



**57**  
Instruction  
 Certified teachers provide a high-quality education to all students in their classes.

**4**  
Transportation  
 Many students rely on school buses to safely get to and from school on time.

**11**  
Facilities  
 Students learn in buildings that are well-maintained and meet all building codes.

**1**  
Health  
 School nurses care for ill or injured students and manage their medications.

**2**  
Safety  
 Security personnel including police and school resource officers keep students safe.

**2**  
IT/Technology  
 Websites, secure networks, and student information systems all require IT support.

**5**  
Nutrition  
 Good nutrition fuels learning through student access to breakfast, lunch, and sometimes dinner.

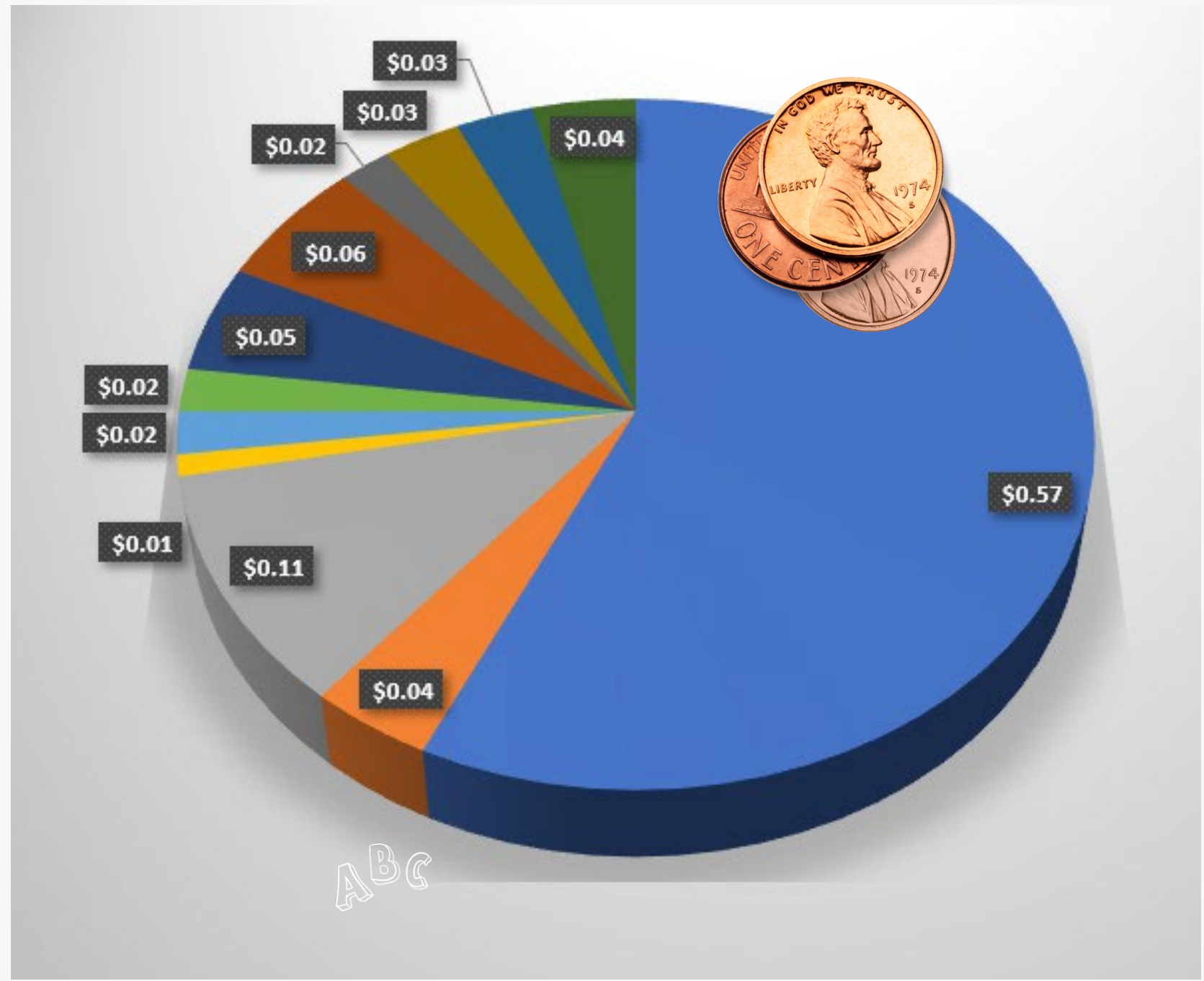
**6**  
Campus Leadership  
 Principals and other administrators support student instruction and

**2**  
District Leadership  
 Superintendents and other administrators handle district business operations

**3**  
Extracurricular  
 Beyond the classroom, there are academic, athletic, and fine arts programs for students.

**3**  
Instructional Support  
 Professional development and curricular support help teachers do their best work.

**4**  
Counseling  
 Certified, licensed educators provide academic planning and counseling services for student success.



# LEGISLATIVE UPDATE

## Texas House Public School Funding Plan

The infographic for the Texas House Public School Funding Plan features a background of a patterned carpet. It is divided into two main sections. The top section, titled 'TO ADDRESS FUNDING GAPS', is highlighted with a red border and contains a red box with '\$5.1 BILLION' and a list of three bullet points: '\$3.2 billion to increase the Basic Allotment by \$395 (HB 2)', '\$1.5 billion to increase Special Education funding (HB 2)', and '\$400 million for Safety and Security (House Version of SB 260)'. The bottom section, titled 'TO SPECIFIC PROGRAMS OR SCHOOLS', is highlighted with a blue border and contains a blue box with '\$3 BILLION' and a list of three bullet points: '\$700 million for small & mid sized school districts (HB 2)', '\$1.6 billion for targeted programs, including full-day PreK (HB 2)', and '\$750 million in funding for performance pay for teachers (HB 2)'. A 'FUND SCHOOLS FIRST' logo is in the bottom right corner.

**\$5.1 BILLION**

**TO ADDRESS FUNDING GAPS**

- \$3.2 billion to increase the Basic Allotment by \$395 (HB 2)
- \$1.5 billion to increase Special Education funding (HB 2)
- \$400 million for Safety and Security (House Version of SB 260)

**\$3 BILLION**

**TO SPECIFIC PROGRAMS OR SCHOOLS**

- \$700 million for small & mid sized school districts (HB 2)
- \$1.6 billion for targeted programs, including full-day PreK (HB 2)
- \$750 million in funding for performance pay for teachers (HB 2)

**FUND SCHOOLS FIRST**

## Texas Senate Public School Funding Plan

The infographic for the Texas Senate Public School Funding Plan features a background of green grass with scattered yellow leaves. It is divided into two main sections. The top section, titled 'TO ADDRESS FUNDING GAPS', is highlighted with a red border and contains a red box with '\$1.2 BILLION' and a list of two bullet points: '\$700 million to increase Special Education funding (SB 568)' and '\$500 million for Safety and Security (SB 260)'. The bottom section, titled 'FOR TEACHER COMPENSATION', is highlighted with a blue border and contains a blue box with '\$4.4 BILLION' and a list of two bullet points: 'Pay raises for teachers with at least 3 years of experience (SB 26)' and 'Performance pay for teachers (SB 26)'. A 'FUND SCHOOLS FIRST' logo is in the bottom right corner.

**\$1.2 BILLION**

**TO ADDRESS FUNDING GAPS**

- \$700 million to increase Special Education funding (SB 568)
- \$500 million for Safety and Security (SB 260)

**\$4.4 BILLION**

**FOR TEACHER COMPENSATION**

- Pay raises for teachers with at least 3 years of experience (SB 26)
- Performance pay for teachers (SB 26)

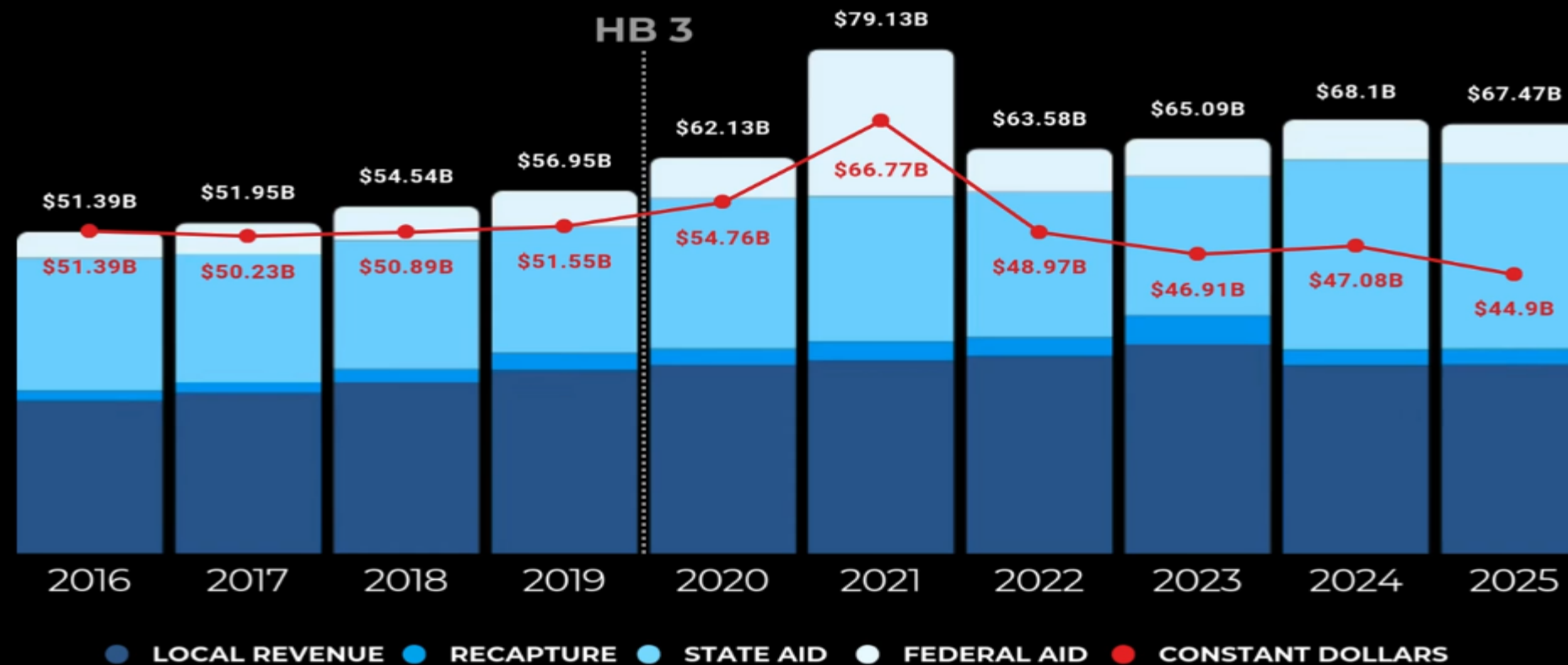
**FUND SCHOOLS FIRST**

# LEGISLATIVE UPDATE

[Fundschooolsfirst.org](https://fundschooolsfirst.org)

TEXAS PUBLIC SCHOOLS ARE COMMITTED TO IMPROVING STUDENT OUTCOMES, BUT THE BUYING POWER OF THE BASIC ALLOTMENT HAS **DECREASED BY \$1,340 SINCE 2020.**

In 2019, the Texas Legislature passed sweeping school finance reform in HB 3 almost unanimously. Since HB 3 took effect, constant dollar funding for public school districts has **decreased by \$9.86 billion.**



Source: Legislative Budget Board

# LEGISLATIVE UPDATE

**HB2** - Relating to public education and public school finance.  
Voted out of committee on 4/3/2025.

- Basic allotment = \$6,555 (up from \$6,160 in 2019)
- Freeze in golden penny yield increase at \$129.52
- Reduction in ASAHE (Additional State Aid for Homestead Exemption) for districts that collect more I&S taxes and state aid than needed for minimum debt payment
- Salary increase required

# LEGISLATIVE UPDATE

## HB2 - Salary Increase

- How much?
  - 40% of the increase in per ADA state and local revenues, excluding school safety allotment between 2024-2025 and 2025-2026
- Who?
  - 75% of this total to teachers, counselors, nurses and librarians
  - 25% to non-administrators
- The 40% differential:
  - There must be a 40% differential in the average salary schedule increase between
    - Teachers with 10 or more years of experience
    - Teachers with 5 or more years of experience
- Not required to provide more than \$15,000 per year.

# LEGISLATIVE UPDATE

## HB2 Highlights Continued –

- Special Education Allotment Overhaul – weights determined by Commissioner
- Special Education Initial Evaluation Allotment \$1,000 per evaluation
- Special Education of Transportation Allotment Increased to \$1.13 (from \$1.08)
- Increases Bilingual Allotment weights by 0.02
- Comp Ed Allotment weights increased by 0.005
- Early Education Allotment expanded to include PK (from KG-3)

# LEGISLATIVE UPDATE

## HB2 Highlights Continued –

- Teacher Incentive Allotment:
  - ❑ Higher ranges for existing designations (except nationally certified)
  - ❑ Adds acknowledged designation
  - ❑ Creates enhanced teacher incentive allotment district designation
- Fine Arts Allotment (limited to \$15 million per year statewide)
- Aid for Districts Assigned State Value under Property Value Study

# LEGISLATIVE UPDATE

## Senate Bill 26: Engrossed

Biennial Cost: \$4.35b

- 5,001 and up:  
\$2,500/teacher for 3 to  
<5 years and \$5,500 per  
teacher for 5 or more  
years
- Increase Teacher  
Incentive Allotment

## House Bill 2 Committee Substitute

Biennial Cost: \$7.7b

# LEGISLATIVE UPDATE

## Salary Decisions for 2025-2026

Legislation could impact salary decisions:

- SB 26: Across the board increase, different increases depending on < 5 years and \$5,500 per teacher for 5 or more years of experience.
- HB 2: 40% of the gain from changes in Chapter 48 to be used on compensation increases

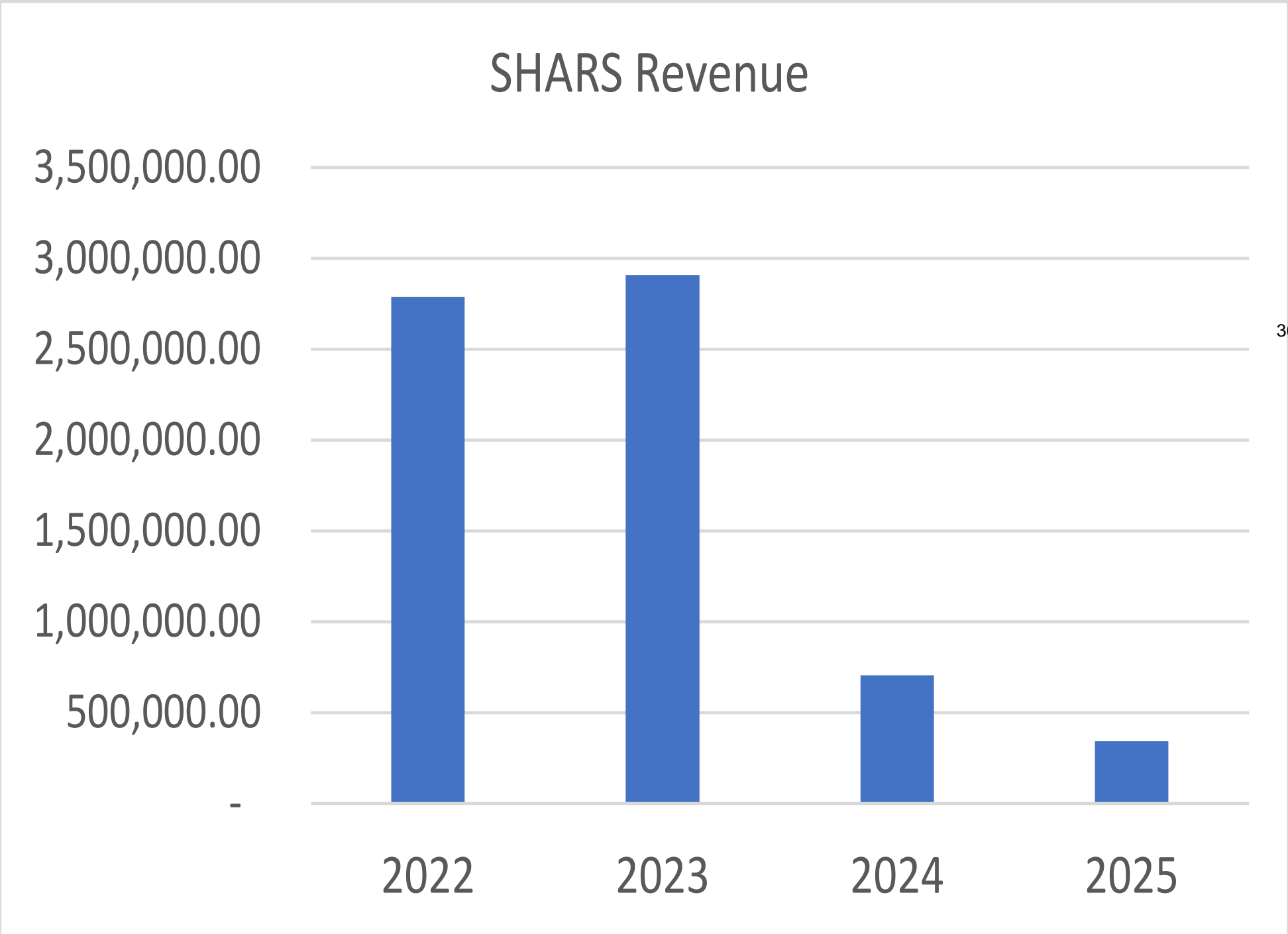
We don't know which approach will prevail if these two bills go to conference committee.

New language could emerge that is not quite either of these.

# LEGISLATIVE UPDATE

## SHARS/Medicaid – Impact to General Fund Revenues

- Supplemental Appropriations: 2024-2025 Biennium
- HB 500 by Bonnen – House Appropriations Committee \$934.5 million to address SHARS losses



# LEGISLATIVE UPDATE

## Special Education (Senate)

### SB 568 by Bettencourt

- Moves to an intensity of services-based formula for special education using weights and student groups
- Requires annual board meetings on performance of students in special education
- Creates an allotment of \$500 per prior-year initial evaluation
- Reinstates autism and dyslexia grants
- Creates a grant to support recruitment of special education staff

# LEGISLATIVE UPDATE

## School Safety Allotment

### SB 260 by Huffman

- Would increase the per campus portion to \$30,000 (from \$15,000) and the per ADA portion to \$28 (from \$10)

### HB 124 by Bonnen

- Would increase the per campus portion to \$37,000 (from \$15,000) and the per student portion to \$14 (from \$10)

# LEGISLATIVE UPDATE

## Early Childhood – House Bill 123, Senate Bill 2252

- New required math academies (similar to reading academies) with required stipends for participating teachers
- Increased early education allotment funding
- Parent selected early childhood tutoring
- Partial rake back of funding for students who remain unsuccessful after remediation

# LEGISLATIVE UPDATE

## HB 19: Key Provisions for School Districts (Died, parts may be added)

- Limit debt rate to the minimum amount of required debt service unless 60% of the board votes to adopt a higher rate with a motion that states the minimum required rate, the proposed rate, the different between the two rates, and the purpose for which the excess revenue will be used.
- Require bond elections to be held on the November uniform date.
- Limit maximum annual debt service on debt issued on or after September 1, 2025, to 20% of the average tax collections for the three preceding fiscal years.

# LEGISLATIVE UPDATE

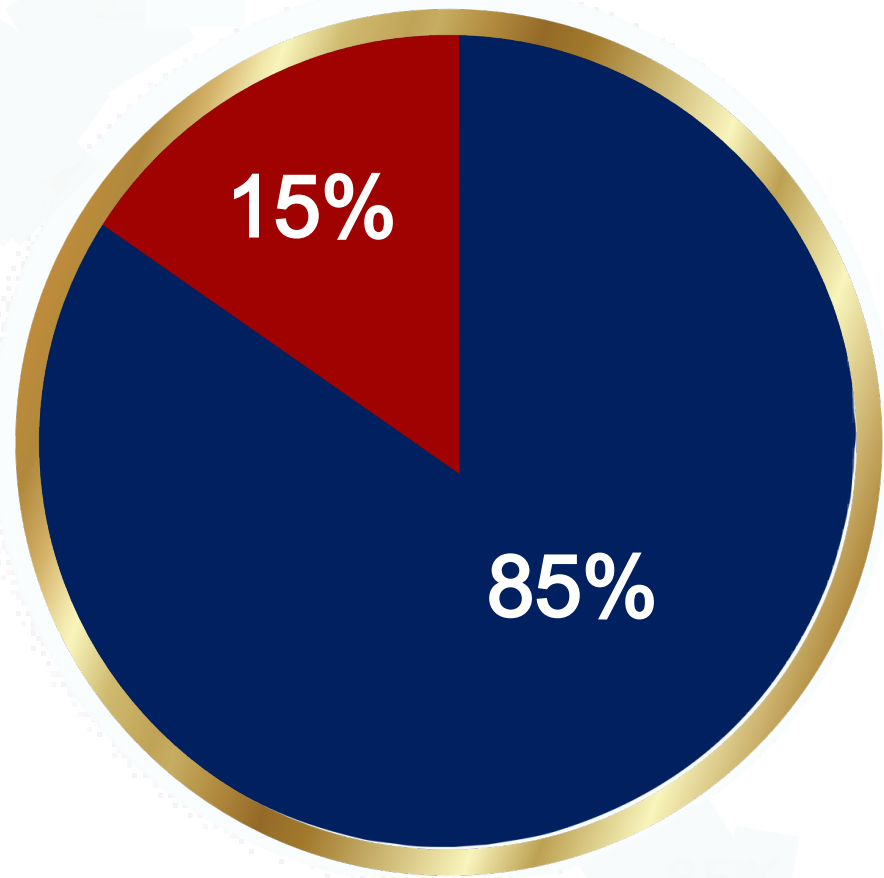
## Other Bills:

- SB 4 – Increases the Homestead Exemption from \$100,000 to \$140,000
- SB 23 – Increases Over65 & Disabled Homestead Exemption from \$10,000 to \$60,000
- Business Personal Property Exemption Increase

# LEGISLATIVE UPDATE

**HB3/SB 2** – Education Savings Account  
Signed by the governor on 5/3/2025

# GENERAL FUND



# School Finance 101: Tax Rates & Budgets

Public school taxes are divided into two “buckets.”

## Maintenance & Operations (M&O)

*Day-to-day operations and expenses for:*

- Salaries
- Utilities
- Supplies
- Repairs
- Fuel



## Interest & Sinking (I&S)

*Principal and interest payments on debt issued for:*

- New construction
- Renovations
- HVAC Systems
- Roofing
- Technology
- Buses
- Land



**BOND BUCKET**



*Thank You*

MANSFIELD ISD


**BOND  2024**

**NO TAX RATE INCREASE**

# 2025 - 2026 BUDGET ASSUMPTIONS



Enrollment 35,191 (-146)



Average Daily Attendance 94.5%



Increase in Property Values 3%



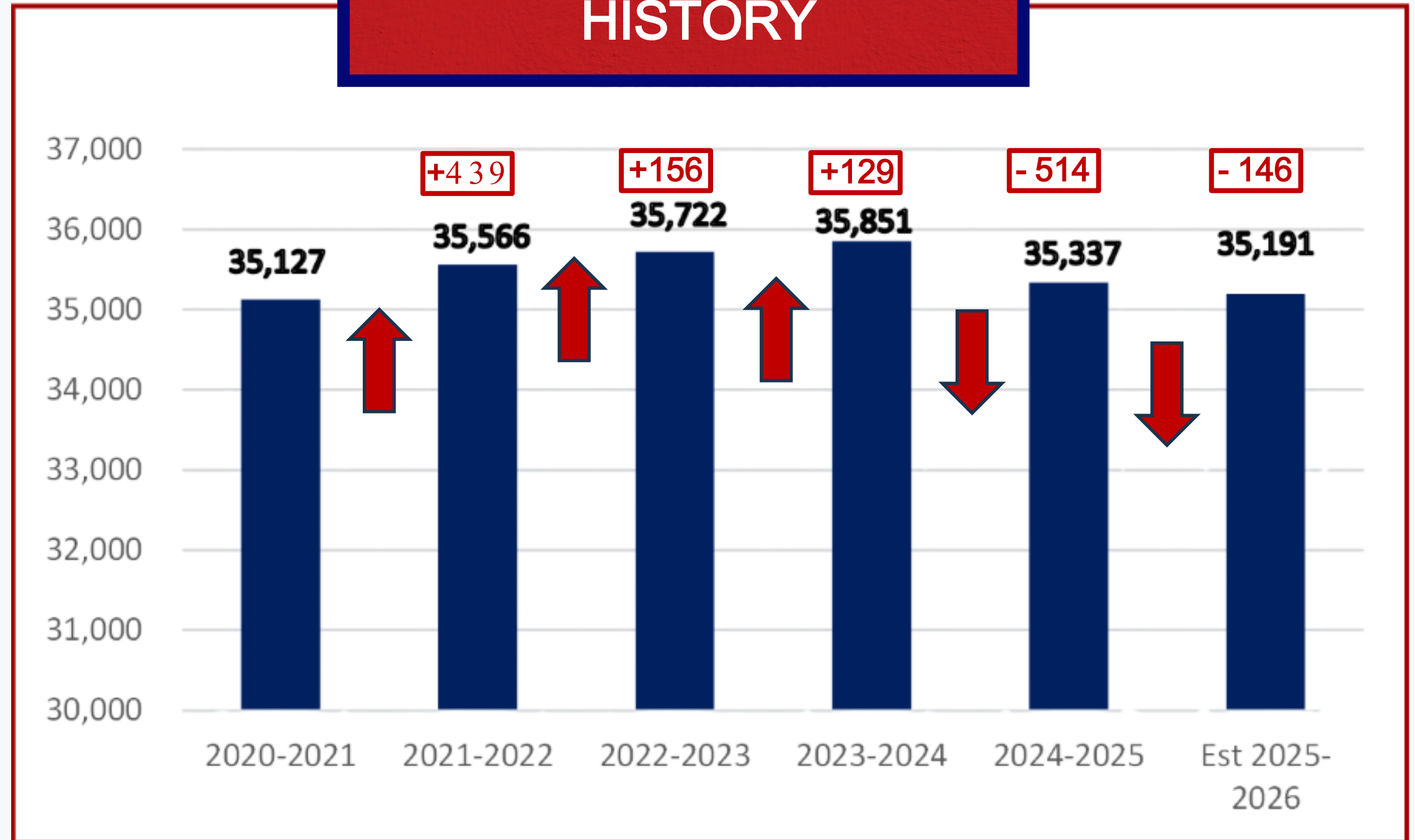
Tax Rate - Pending Property Values



# 2025 - 2026 PROJECTED ENROLLMENT



## ENROLLMENT HISTORY





## Ten Year Forecast by Grade Level

Year (Oct.)	EE	PK	K	1st	2nd	3rd	4th	5th	6th	7th	8th	9th	10th	11th	12th	Total	Total Growth	Total %
2020/21	176	587	2,029	2,285	2,282	2,423	2,419	2,543	2,710	2,860	2,865	3,165	2,960	3,023	2,800	35,127		
2021/22	157	798	2,149	2,232	2,325	2,371	2,557	2,484	2,633	2,832	2,977	3,391	2,947	2,843	2,819	35,515	388	1.1%
2022/23	139	936	2,084	2,322	2,306	2,444	2,443	2,625	2,577	2,739	2,910	3,467	3,132	2,904	2,638	35,666	151	0.4%
2023/24	195	1,075	2,015	2,279	2,452	2,408	2,564	2,517	2,711	2,690	2,802	3,267	3,218	2,980	2,697	35,870	204	0.6%
2024/25	167	1,130	1,981	2,105	2,301	2,461	2,417	2,540	2,574	2,728	2,726	3,097	3,115	3,089	2,822	35,253	-617	-1.7%
2025/26	167	1,149	2,059	2,160	2,220	2,384	2,562	2,442	2,649	2,645	2,780	3,124	2,936	3,023	2,891	35,191	-62	-0.2%
2026/27	167	1,149	2,124	2,244	2,286	2,311	2,500	2,643	2,532	2,711	2,705	3,162	2,959	2,817	2,824	35,134	-57	-0.2%
2027/28	167	1,149	2,233	2,328	2,366	2,368	2,399	2,581	2,755	2,593	2,777	3,095	2,993	2,855	2,632	35,292	158	0.4%
2028/29	167	1,149	2,272	2,418	2,437	2,440	2,456	2,482	2,708	2,830	2,664	3,169	2,933	2,892	2,670	35,686	394	1.1%
2029/30	167	1,149	2,286	2,443	2,511	2,517	2,523	2,553	2,597	2,782	2,910	3,043	3,003	2,824	2,704	36,011	325	0.9%
2030/31	167	1,149	2,318	2,458	2,508	2,591	2,607	2,626	2,679	2,703	2,856	3,325	2,882	2,896	2,641	36,406	395	1.1%
2031/32	167	1,149	2,327	2,483	2,535	2,572	2,669	2,722	2,752	2,757	2,789	3,256	3,151	2,779	2,710	36,818	411	1.1%
2032/33	167	1,149	2,337	2,491	2,541	2,601	2,645	2,783	2,851	2,834	2,834	3,173	3,086	3,034	2,600	37,126	308	0.8%
2033/34	167	1,149	2,324	2,505	2,550	2,598	2,663	2,756	2,918	2,944	2,914	3,228	3,009	2,975	2,843	37,543	418	1.1%
2034/35	167	1,149	2,325	2,497	2,575	2,609	2,669	2,752	2,890	3,007	3,028	3,298	3,061	2,902	2,785	37,713	170	0.5%

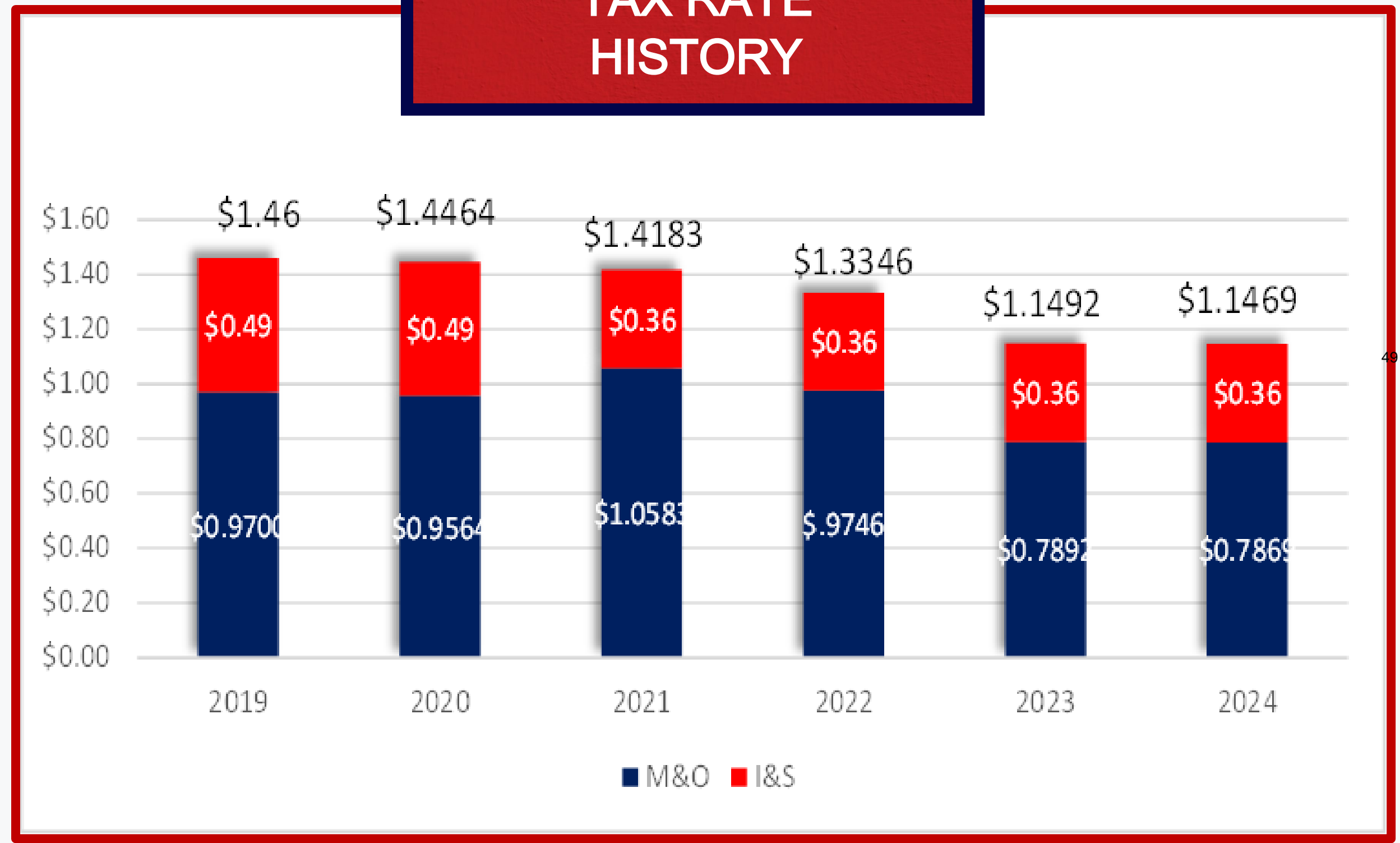
Yellow box = largest grade per year  
Green box = second largest grade per year



# 2025 - 2026 ESTIMATED TAX RATE



## TAX RATE HISTORY



# MANDATED REQUEST FTE

PERCENTAGE OF



FTE	DESCRIPTION	AMOUNT
	2 Teachers (Kenneth Davis ES) to expand the fine arts offerings at this campus	\$ 163,466
	6 Diagnostician (Special Education) ensure continued compliance with legal timelines for assessments and ARD meetings	594,960
	1 Teacher (SpEd: deaf & hard of hearing; new FTE)	87,482
	2 Paraprofessional (SpEd: ISLE aides; new FTE)	67,806
	1 Teacher (SpEd: ISLE; new FTE)	85,663
	4 Speech Language Pathologist	392,860
	1 LSSP/School Psychologist	102,612
	6 Teachers (ES STEM Designer: Art, Technology, 4th grade ELAR, 4th grade Math/Sci, 3rd grade ELAR, 3rd grade Math/Sci, ) @Carol Holt ES	467,892
	2 Dual Language Teachers (1st grade & 2nd grade @Charlotte Anderson ES)	180,436
	Reclassify Operations Manager to Assistant Director for 6th Street	10,848
	<b>Total</b>	<b>\$ 2,154,025</b>

# MANDATED REQUEST- NONFTE



PERCENTAGE OF

NON FTE	DESCRIPTION	AMOUNT
	5th Grade Chromebook Refresh	\$ 917,500
	Mosyle (Mobile Device Manager for iPads Pre-K through 1st) licenses	67,500
	Software Licenses (email security used district wide)	120,296
	Stairs to the Mezzanine/prop storage at Mansfield & Timberview HS	21,650
	Extra funds for HS Entry fees for tournaments: Volleyball, Basketball (Boys & Girls), Soccer (Boys & Girls) Softball, Baseball, Track, Golf, Tennis	21,000
	Budget for ECHS & Frontier HS - create speech & debate team	10,480
	15 Full AED setups (Cabinet, AED, Pads, Stop the bleed kit) & 35 Stop the bleed stations (clear wall case, bleeding control kit)	34,095
	Texas Reading Academy Fee for Region 11	31,500
	Refresh of equipment at Jerry Knight STEM Academy (3D printers, 3D printer carts, audio/visual equipment, compound microscopes)	29,390
	Class set of iPads for Norwood STEM	17,849
	Additional monies to cover the increased cost for Edugence	6,441
	<b>Total</b>	<b>\$ 1,277,701</b>

# ALPHA ACADEMY - HARMON

ALPHA Academy - Harmon				
	Quantity	Per Cost		Total Cost
Teachers	5	\$ 81,730	\$	408,650
Paraprofessionals	1	\$ 32,262	\$	32,262
Supplies/Other Costs:				
Chromebooks & Carts	95	\$ 439	\$	41,740
5th Grade Library Collection	1	\$ 5,000	\$	5,000
Classroom furniture/supplies		\$ 1,150	\$	750
Network Cabling/Drops	2	\$ 400	\$	800
Teacher Laptops	5	\$ 1,562	\$	7,810
			\$	<u>497,012</u>

# PHOENIX ACADEMY EXPANSION

Phoenix/DAEP Expansion 25-26			
	Quantity	Per Cost	Total Cost
Graduation/Dropout Prevention Coordinator	1		\$ 122,869
Phoenix Teachers	2	\$ 81,730	\$ 163,460
DAEP Teachers	3	\$ 81,730	\$ 245,190
Paraprofessional	1	\$ 32,262	\$ 32,262
Supplies/Other Costs:			
Chromebooks			\$ -
Access Readers			\$ -
AI Phone			\$ -
Cafeteria Furniture			\$ -
Classroom reconfigure			\$ -
Drops Electrical Demolition		\$ 5,000	\$ 5,000
			.
			<u>\$ 568,781</u>

# CHANGES IN EXPENDITURES

	General Fund Adopted 2024-25 Budget	General Fund Proposed 2025-26 Budget
Reading Academies	\$ 12,000	-
Turf & Track	-	\$ 5,101,574
Opening ALPHA Academy - Harmon	-	497,012
Expanding Phoenix Academy		568,781
Orchestra/Fine Arts Academies	90,000	-
Safety & Security Grant	(963,067)	(266,174)
NonFTE Add'l Requests	900,451	1,277,701
Capital Outlay		
New FTE's	1,918,556	2,154,025
<b>Total Additional Requests</b>	1,957,940	9,332,919
<b>TOTAL PROPOSED EXPENDITURES</b>	<b>\$ 388,588,061</b>	<b>\$ 399,875,984</b>
<b>Transfer from Capital Projects</b>	6,700,000	3,350,000
<b>Transfer from Workers' Compensation</b>	5,000,000	2,500,000
<b>Projected Surplus (Deficit)</b>	<b>\$ (3,130,339)</b>	<b>\$ (17,976,514)</b>

# 2025 - 2026 PROJECTED BUDGET CURRENT LAW



	Budget 2024-2025	Projected 2025-2026*
<b>Revenues</b>		
Local	\$ 180,551,362	\$ 183,570,925
State	190,206,360	188,978,545
Federal	3,000,000	3,500,000
<b>Total Revenues</b>	<b>\$ 373,757,722</b>	<b>\$ 376,049,470</b>
<b>Expenditures</b>		
Payroll	\$ 329,559,735	\$ 333,272,950
Non-Payroll	1,957,940	9,332,919
Campus/Dept Allocations	57,070,386	57,270,115
<b>Total Expenditures</b>	<b>\$ 388,588,061</b>	<b>\$ 399,875,984</b>
Projected Revenues over Expenditures	<b>\$ (14,830,339)</b>	<b>\$ (23,826,514)</b>
Transfer from Capital Projects Fund	6,700,000	3,350,000
Transfer from Workers' Compensation	5,000,000	2,500,000
<b>Projected Revenues over/(under) Expenditures</b>	<b>\$ (3,130,339)</b>	<b>\$ (17,976,514)</b>

\*2025-2026 Projected Budget is based on current law. Does not include raises.

# 2025 - 2026 PROJECTED BUDGET POSSIBLY WITH HB2



	Budget 2024-2025	Projected 2025-2026*		
<b>Revenues</b>				
Local	\$ 180,551,362	\$ 183,570,925	HB2 ADA Gain	\$ 17,568,856
State	190,206,360	188,978,545	40% for compensation	\$ 7,027,542
Federal	3,000,000	3,500,000	75% Teachers, Nurses, Librarians, Counselors	(5,270,657)
<b>Total Revenues</b>	<u>\$ 373,757,722</u>	<u>\$ 376,049,470</u>	25% All Other	(1,756,886)
<b>Expenditures</b>				
Payroll	\$ 329,559,735	\$ 333,272,950		
Non-Payroll	1,957,940	9,332,919		
Campus/Dept Allocations	57,070,386	57,270,115	Placeholder for add'l compensation	<u>(1,200,000)</u>
<b>Total Expenditures</b>	<u>\$ 388,588,061</u>	<u>\$ 399,875,984</u>		
Projected Revenues over Expenditures	\$ (14,830,339)	\$ (23,826,514)	Remaining	\$ 9,341,314
Transfer from Capital Projects Fund	6,700,000	3,350,000		
Transfer from Workers' Compensation	5,000,000	2,500,000		
<b>Projected Revenues over/(under) Expenditures</b>	<u>\$ (3,130,339)</u>	<u>\$ (17,976,514)</u>		
		Projected Possible Additional Revenue	9,341,314	
			\$ (8,635,201)	
One-time expenditures			\$ 6,122,058	
<b>Overall Impact</b>	<b>\$ (3,130,339)</b>	<b>\$ (2,513,143)</b>		

*Note: 2025-2026 budget is based on current law. Does not include raises*

# GENERAL FUND BALANCE



## PERCENTAGE OF EXPENDITURES



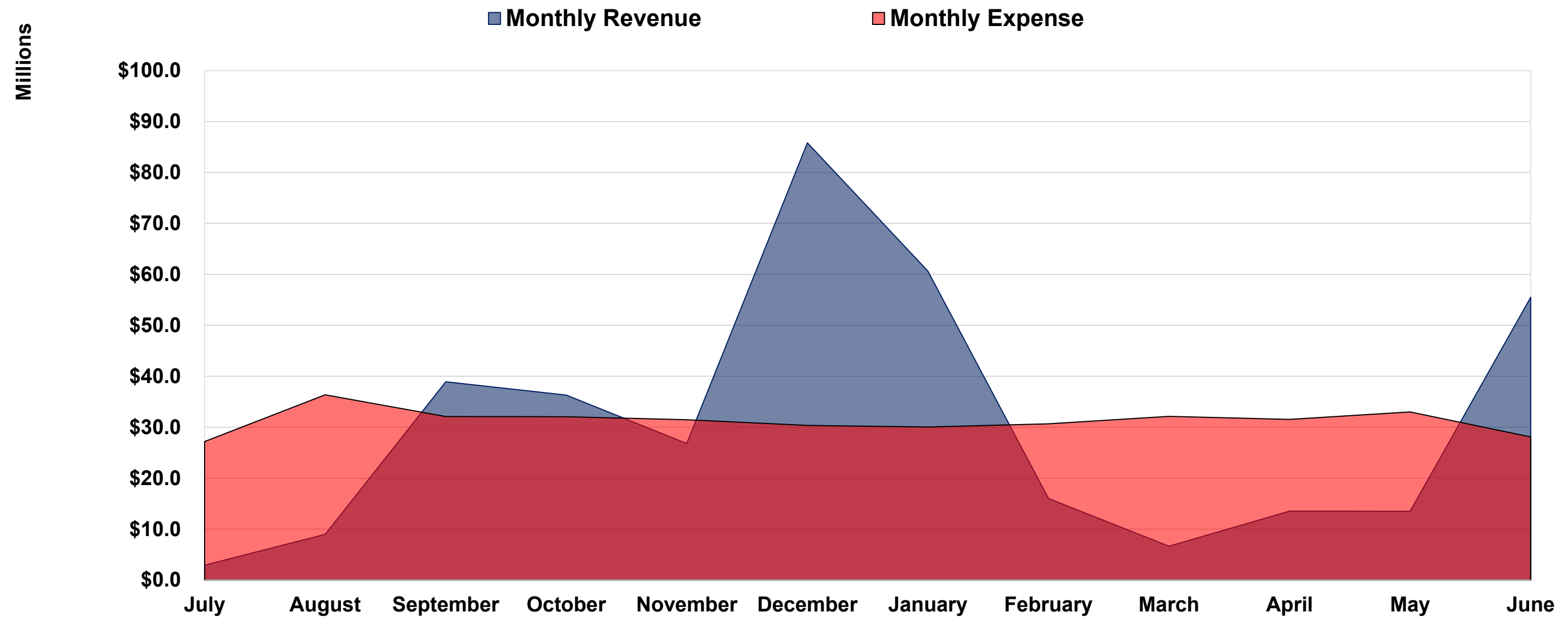
	2017	2018	2019	2020	2021	2022	2023	2024
General Fund Balance	\$82,698,652	\$89,055,063	\$94,948,728	\$103,200,817	\$112,635,427	\$116,182,732	\$116,480,532	\$119,238,757
% of Expenditures	29.87%	30.69%	31.84%	32.50%	35.85%	33.30%	33.7%	32%

# FUND BALANCE – GENERAL FUND

General Fund Balance - 6/30/2024	\$	121,159,056
Assignments - Inventory, Prepaid Items	\$	(1,920,299)
Board's Goal of 25% of Expenditures	\$	(94,285,619)
Available for a "Rainy Day"	\$	24,953,139

# FUND BALANCE – GENERAL FUND

## Why have a fund balance?



# DEBT SERVICE

	2024-2025 Budget	2025-2026 Preliminary Budget
<b>Revenues</b>		
Local	\$ 78,025,785	\$ 79,058,861
State	8,258,135	8,120,910
<b>Total Revenues</b>	<b>\$ 86,283,920</b>	<b>\$ 87,179,771</b>
<b>Expenditures</b>		
Principal	\$ 58,342,442	\$ 52,835,241
Interest	27,901,478	34,304,530
Fees	40,000	40,000
<b>Total Expenditures</b>	<b>\$ 86,283,920</b>	<b>\$ 87,179,771</b>
<b>Revenues over Expenditure:</b>	<b>-</b>	<b>-</b>
<b>Fund Balance -6/30/2024</b>	<b>\$ 58,068,483</b>	<b>\$ 58,068,483</b>
<b>Proposed Tax Rate</b>	<b>0.36</b>	<b>0.36</b>


# STUDENT NUTRITION

	2024-2025 Adopted Budget	2025-2026 Preliminary Budget
<b>Revenues</b>		
Local	\$ 8,534,200	\$ 8,710,300
State	467,300	535,000
Federal	14,183,295	14,879,078
Transfers	55,000	10,000
<b>Total Revenues</b>	<b>\$ 23,239,795</b>	<b>\$ 24,134,378</b>
<b>Expenditures</b>		
Salary & Benefits	\$ 11,175,983	\$ 10,951,100
Contracted Services	303,935	275,275
Food Purchases/Supplies	11,678,195	13,443,678
Other Miscellaneous Expenditures	72,410	62,500
Capital Outlay	-	50,000
<b>Total Expenditures</b>	<b>\$ 23,230,523</b>	<b>\$ 24,782,553</b>
<b>Revenues over Expenditures</b>	<b>9,272</b>	<b>(648,175)</b>
<b>Fund Balance -6/30/2024</b>	<b>4,302,168</b>	<b>3,653,993</b>

*\*2025-2026 Preliminary Budget does not include a raise and no change in meal prices.*



- ✔ Budget Workshop May 13, 2025
- ✔ Adopt Budget June 24, 2025
- ✔ Adopt Tax Rate August 26, 2025




# QUESTIONS





MISD

*Thank you!*





TITLE: Human Resources Report

DATE: May 13, 2025

---

**ACTION**

---

**BACKGROUND:**

Human Resource Report contains certified/contractual new hires and promotions for the current school year/25-26 as required by Board Policy DC (local).

**CONSIDERATIONS:**

- Approve the hiring of new contractual personnel, approve promotions of current certified/contractual personnel.
- Do not approve the hiring of new contractual personnel, do not approve promotions of current certified/contractual personnel.

**RECOMMENDATION:**

Approve the hiring of new contractual personnel, approve promotions of current certified/contractual personnel.

**DATE:** May 13, 2025  
**TO:** Dr. Kimberley Cantu  
Superintendent  
**FROM:** Dr. Jennifer Stoecker  
Associate Superintendent of Human Resource Services  
**RE:** **NEW HIRES/TRANSFERS FOR BOARD APPROVAL**

**NEW-HIRES/  
TRANSFERS:**

**NAME:** Boyd, Rena  
**ASSIGNMENT:** Principal/Louise Cabaniss ES  
**EXPERIENCE:** 25 Years  
**DEGREE:** Master's/Union University  
**START DATE:** July 14, 2025

**NAME:** Farmer, Alicia  
**ASSIGNMENT:** Principal/Tarver-Rendon ES  
**EXPERIENCE:** 18 Years  
**DEGREE:** Master's/University of Texas at Tyler  
**START DATE:** July 14, 2025

**NAME:** Linnear, Braylon  
**ASSIGNMENT:** Principal/James Coble MS  
**EXPERIENCE:** 17 Years  
**DEGREE:** Master's/Lamar University  
**START DATE:** July 7, 2025

**NAME:** McCowan, Winston  
**ASSIGNMENT:** Executive Director of High Schools/Curriculum & Instruction  
**EXPERIENCE:** 22 Years  
**DEGREE:** Doctorate/Christian Bible Institute & Seminary  
**START DATE:** July 7, 2025

**NAME:** Van Cleave, RyAnn  
**ASSIGNMENT:** Principal/JL Boren ES  
**EXPERIENCE:** 13 Years  
**DEGREE:** Master's/Lamar University  
**START DATE:** July 14, 2025

**NAME:** Williams, Donald  
**ASSIGNMENT:** Director-Legislative & Government Engagement/Central Office  
**EXPERIENCE:** 29 Years  
**DEGREE:** Bachelor's/Texas State University  
**START DATE:** July 7, 2025

**UNOFFICIAL TABULATION**  
**MANSFIELD INDEPENDENT SCHOOL DISTRICT**  
**GENERAL AND SPECIAL ELECTION**  
**Saturday, May 3, 2025**

RACE/CANDIDATE	Tarrant County				Johnson County		
	Absentee	Early Voting	Election Day	Subtotal	Absentee	Early Voting	Election Day
<b>Board Trustee, Place 3</b>							
Craig Tipping	56	3,631	1,465	<b>5,152</b>	3	228	121
Jason Thomas	67	5,078	1,974	<b>7,119</b>	6	584	232
<b>TOTAL</b>	<b>123</b>	<b>8,709</b>	<b>3,439</b>	<b>12,271</b>	<b>9</b>	<b>812</b>	<b>353</b>

RACE/CANDIDATE	Tarrant County				Johnson County		
	Absentee	Early Voting	Election Day	Subtotal	Absentee	Early Voting	Election Day
<b>Board Trustee, Place 4</b>							
Ana-Alicia Horn	81	5,319	2,057	<b>7,457</b>	5	611	245
Keziah Valdes Farrar	45	3,446	1,410	<b>4,901</b>	3	199	106
<b>TOTAL</b>	<b>126</b>	<b>8,765</b>	<b>3,467</b>	<b>12,358</b>	<b>8</b>	<b>810</b>	<b>351</b>

RACE/CANDIDATE	Tarrant County				Johnson County		
	Absentee	Early Voting	Election Day	Subtotal	Absentee	Early Voting	Election Day
<b>Board Trustee, Place 5</b>							
Bianca Benavides Anderson	45	3,555	1,435	<b>5,035</b>	2	207	112
Jesse Cannon II	80	5,085	1,965	<b>7,130</b>	5	606	241
<b>TOTAL</b>	<b>125</b>	<b>8,640</b>	<b>3,400</b>	<b>12,165</b>	<b>7</b>	<b>813</b>	<b>353</b>

	TOTAL	
Subtotal	VOTES	%
352	5,504	41.02
822	7,941	59.18
1,147	13,418	

	TOTAL	
Subtotal	VOTES	%
861	8,318	61.49
308	5,209	38.51
1,169	13,527	

	TOTAL	
Subtotal	VOTES	%
321	5,356	40.16
852	7,982	59.84
1,173	13,338	

<b>Statistics</b>	TOTAL	Absentee Early Voting Election Day		
Registered Voters - Total	9,324			
Ballots Cast - Total	1,204	9	832	363
Ballots Cast - Blank	18	0	12	6
Voter Turnout - Total	12.91%			

**Trustee, Place 3 Mansfield ISD**

Vote For 1	TOTAL	Absentee Early Voting Election Day		
Craig Tipping	352	3	228	121
Jason Thomas	822	6	584	232
<b>Total Votes Cast</b>	<b>1,174</b>	<b>9</b>	<b>812</b>	<b>353</b>
Overvotes	0	0	0	0
Undervotes	30	0	20	10
Contest Totals	1,204	9	832	363

**Trustee, Place 4 Mansfield ISD**

Vote For 1	TOTAL	Absentee Early Voting Election Day		
Ana-Alicia Horn	861	5	611	245
Keziah Valdes Farrar	308	3	199	106
<b>Total Votes Cast</b>	<b>1,169</b>	<b>8</b>	<b>810</b>	<b>351</b>
Overvotes	0	0	0	0
Undervotes	35	1	22	12
Contest Totals	1,204	9	832	363

**Trustee, Place 5 Mansfield ISD**

Vote For 1	TOTAL	Absentee Early Voting Election Day		
Bianca Benavides Anderson	321	2	207	112
Jesse Cannon II	852	5	606	241
<b>Total Votes Cast</b>	<b>1,173</b>	<b>7</b>	<b>813</b>	<b>353</b>
Overvotes	0	0	0	0
Undervotes	31	2	19	10
Contest Totals	1,204	9	832	363



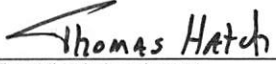
*Thomas Hatch*

## Election Reconciliation - Official Totals

County Johnson Election Name Mansfield ISO  
 Registered Voters 9324 Election Date 5.3.2025

1. Voters <small>(from election rosters and lists)</small>		2. Rejected ballots		3. Counted ballots <small>(from tabulation software)</small>	
A. Early voting in person voters	832			I. Early voting ballots counted	832
B. Election day in person voters	365			J. Election day ballots counted	363
C. Mail ballot voters	9	F. Mail ballots rejected	0	K. Mail ballots counted	9
D. Provisional ballots submitted	4	G. Provisional ballots rejected	2	L. Provisional ballots counted	2
E. Total voters (A+B+C+D)	1210	H. Total ballots rejected (F+G)	2	M. Total ballots counted (I+J+K+L)	1206

4. Comparison of voters and counted ballots	
N. Difference between voters and ballots (E-H-M)	O. Difference as percentage of voters (N÷(E-H)*100)
<u>2</u>	<u>-165</u> %
P. Explanation for difference, if any	
<u>Fleeing Voters</u>	

5. Attestation		
Q. "I certify that the information contained in this document accurately reflects the official reconciliation of votes and voters from the above stated election"		
 Presiding judge signature	<u>Thomas Hatch</u> Print name	<u>5/12/25</u> Date

6. Mail ballots	
R. Mail ballots sent	9
S. Mail ballots not returned by voter	0
T. Mail ballots surrendered	0

7. Provisional ballots	
U. Provisional ballots deemed incomplete	0

**Mansfield Independent School District**

0525

Run Time 2:40 PM

Run Date 05/12/2025

**Tarrant County**

Joint General and Special Elections

5/3/2025

Page 1

**Official Results**

Registered Voters

12922 of 109579 = 11.79%

**Mansfield Independent School District Trustee, Place 3**

Choice	Party	Absentee Voting		Early Voting		Election Day Voting		Total	
Craig Tipping		56	45.53%	3,631	41.69%	1,465	42.60%	5,152	41.99%
Jason Thomas		67	54.47%	5,078	58.31%	1,974	57.40%	7,119	58.01%
Cast Votes:		123	100.00%	8,709	100.00%	3,439	100.00%	12,271	100.00%
Undervotes:		8		439		204		651	
Overvotes:		0		0		0		0	

**Mansfield Independent School District Trustee, Place 4**

Choice	Party	Absentee Voting		Early Voting		Election Day Voting		Total	
Ana-Alicia Horn		81	64.29%	5,319	60.68%	2,057	59.33%	7,457	60.34%
Keziah Valdes Farrar		45	35.71%	3,446	39.32%	1,410	40.67%	4,901	39.66%
Cast Votes:		126	100.00%	8,765	100.00%	3,467	100.00%	12,358	100.00%
Undervotes:		5		383		176		564	
Overvotes:		0		0		0		0	

**Mansfield Independent School District Trustee, Place 5**

Choice	Party	Absentee Voting		Early Voting		Election Day Voting		Total	
Bianca Benavides Anderson		45	36.00%	3,555	41.15%	1,435	42.21%	5,035	41.39%
Jesse Cannon II		80	64.00%	5,085	58.85%	1,965	57.79%	7,130	58.61%
Cast Votes:		125	100.00%	8,640	100.00%	3,400	100.00%	12,165	100.00%
Undervotes:		6		508		243		757	
Overvotes:		0		0		0		0	

\*\*\* End of report \*\*\*

**Mansfield Independent School District Precinct**

0525

Run Time 2:21 PM

Run Date 05/12/2025

**Tarrant County**

Joint General and Special Elections

5/3/2025

Page 1

**Official Results**

Registered Voters

12922 of 109579 = 11.79%

**1034**

240 of 3,402 registered voters = 7.05%

**Mansfield Independent School District Trustee, Place 3**

Choice	Party	Absentee Voting		Early Voting		Election Day Voting		Total	
Craig Tipping		0	0.00%	108	69.68%	38	53.52%	146	64.04%
Jason Thomas		2	100.00%	47	30.32%	33	46.48%	82	35.96%
Cast Votes:		2	100.00%	155	100.00%	71	100.00%	228	100.00%
Undervotes:		0		10		2		12	
Overvotes:		0		0		0		0	

**Mansfield Independent School District Trustee, Place 4**

Choice	Party	Absentee Voting		Early Voting		Election Day Voting		Total	
Ana-Alicia Horn		2	100.00%	60	37.50%	38	52.78%	100	42.74%
Keziah Valdes Farrar		0	0.00%	100	62.50%	34	47.22%	134	57.26%
Cast Votes:		2	100.00%	160	100.00%	72	100.00%	234	100.00%
Undervotes:		0		5		1		6	
Overvotes:		0		0		0		0	

**Mansfield Independent School District Trustee, Place 5**

Choice	Party	Absentee Voting		Early Voting		Election Day Voting		Total	
Bianca Benavides Anderson		0	0.00%	96	61.15%	36	50.70%	132	57.39%
Jesse Cannon II		2	100.00%	61	38.85%	35	49.30%	98	42.61%
Cast Votes:		2	100.00%	157	100.00%	71	100.00%	230	100.00%
Undervotes:		0		8		2		10	
Overvotes:		0		0		0		0	

**Mansfield Independent School District Precinct**

0525

Run Time 2:21 PM

Run Date 05/12/2025

**Tarrant County**

Joint General and Special Elections

5/3/2025

Page 2

**Official Results**

Registered Voters

12922 of 109579 = 11.79%

**1352**

0 of 0 registered voters = 0.00%

**Mansfield Independent School District Trustee, Place 3**

Choice	Party	Absentee Voting		Early Voting		Election Day Voting		Total	
Craig Tipping		0	0.00%	0	0.00%	0	0.00%	0	0.00%
Jason Thomas		0	0.00%	0	0.00%	0	0.00%	0	0.00%
	Cast Votes:	0	0.00%	0	0.00%	0	0.00%	0	0.00%
	Undervotes:	0		0		0		0	
	Overvotes:	0		0		0		0	

**Mansfield Independent School District Trustee, Place 4**

Choice	Party	Absentee Voting		Early Voting		Election Day Voting		Total	
Ana-Alicia Horn		0	0.00%	0	0.00%	0	0.00%	0	0.00%
Keziah Valdes Farrar		0	0.00%	0	0.00%	0	0.00%	0	0.00%
	Cast Votes:	0	0.00%	0	0.00%	0	0.00%	0	0.00%
	Undervotes:	0		0		0		0	
	Overvotes:	0		0		0		0	

**Mansfield Independent School District Trustee, Place 5**

Choice	Party	Absentee Voting		Early Voting		Election Day Voting		Total	
Bianca Benavides Anderson		0	0.00%	0	0.00%	0	0.00%	0	0.00%
Jesse Cannon II		0	0.00%	0	0.00%	0	0.00%	0	0.00%
	Cast Votes:	0	0.00%	0	0.00%	0	0.00%	0	0.00%
	Undervotes:	0		0		0		0	
	Overvotes:	0		0		0		0	

**Mansfield Independent School District Precinct**

0525

Run Time 2:21 PM

Run Date 05/12/2025

**Tarrant County**

Joint General and Special Elections

5/3/2025

Page 3

**Official Results**

Registered Voters

12922 of 109579 = 11.79%

**1504**

93 of 2,156 registered voters = 4.31%

**Mansfield Independent School District Trustee, Place 3**

Choice	Party	Absentee Voting		Early Voting		Election Day Voting		Total	
Craig Tipping		3	75.00%	27	57.45%	27	67.50%	57	62.64%
Jason Thomas		1	25.00%	20	42.55%	13	32.50%	34	37.36%
Cast Votes:		4	100.00%	47	100.00%	40	100.00%	91	100.00%
Undervotes:		0		1		1		2	
Overvotes:		0		0		0		0	

**Mansfield Independent School District Trustee, Place 4**

Choice	Party	Absentee Voting		Early Voting		Election Day Voting		Total	
Ana-Alicia Horn		2	50.00%	24	52.17%	19	48.72%	45	50.56%
Keziah Valdes Farrar		2	50.00%	22	47.83%	20	51.28%	44	49.44%
Cast Votes:		4	100.00%	46	100.00%	39	100.00%	89	100.00%
Undervotes:		0		2		2		4	
Overvotes:		0		0		0		0	

**Mansfield Independent School District Trustee, Place 5**

Choice	Party	Absentee Voting		Early Voting		Election Day Voting		Total	
Bianca Benavides Anderson		2	50.00%	24	53.33%	22	59.46%	48	55.81%
Jesse Cannon II		2	50.00%	21	46.67%	15	40.54%	38	44.19%
Cast Votes:		4	100.00%	45	100.00%	37	100.00%	86	100.00%
Undervotes:		0		3		4		7	
Overvotes:		0		0		0		0	

**Mansfield Independent School District Precinct**

0525

Run Time 2:21 PM

Run Date 05/12/2025

**Tarrant County**

Joint General and Special Elections

5/3/2025

Page 4

**Official Results**

Registered Voters

12922 of 109579 = 11.79%

**2030**

120 of 3,431 registered voters = 3.50%

**Mansfield Independent School District Trustee, Place 3**

Choice	Party	Absentee Voting		Early Voting		Election Day Voting		Total	
Craig Tipping		1	100.00%	19	24.05%	10	28.57%	30	26.09%
Jason Thomas		0	0.00%	60	75.95%	25	71.43%	85	73.91%
Cast Votes:		1	100.00%	79	100.00%	35	100.00%	115	100.00%
Undervotes:		0		5		0		5	
Overvotes:		0		0		0		0	

**Mansfield Independent School District Trustee, Place 4**

Choice	Party	Absentee Voting		Early Voting		Election Day Voting		Total	
Ana-Alicia Horn		1	100.00%	60	74.07%	23	65.71%	84	71.79%
Keziah Valdes Farrar		0	0.00%	21	25.93%	12	34.29%	33	28.21%
Cast Votes:		1	100.00%	81	100.00%	35	100.00%	117	100.00%
Undervotes:		0		3		0		3	
Overvotes:		0		0		0		0	

**Mansfield Independent School District Trustee, Place 5**

Choice	Party	Absentee Voting		Early Voting		Election Day Voting		Total	
Bianca Benavides Anderson		1	100.00%	22	28.21%	12	35.29%	35	30.97%
Jesse Cannon II		0	0.00%	56	71.79%	22	64.71%	78	69.03%
Cast Votes:		1	100.00%	78	100.00%	34	100.00%	113	100.00%
Undervotes:		0		6		1		7	
Overvotes:		0		0		0		0	

**Mansfield Independent School District Precinct**

0525

Run Time 2:21 PM

Run Date 05/12/2025

**Tarrant County**

Joint General and Special Elections

5/3/2025

Page 5

**Official Results**

Registered Voters

12922 of 109579 = 11.79%

**2031**

172 of 3,447 registered voters = 4.99%

**Mansfield Independent School District Trustee, Place 3**

Choice	Party	Absentee Voting		Early Voting		Election Day Voting		Total	
Craig Tipping		0	0.00%	28	24.78%	16	29.63%	44	26.19%
Jason Thomas		1	100.00%	85	75.22%	38	70.37%	124	73.81%
Cast Votes:		1	100.00%	113	100.00%	54	100.00%	168	100.00%
Undervotes:		0		1		3		4	
Overvotes:		0		0		0		0	

**Mansfield Independent School District Trustee, Place 4**

Choice	Party	Absentee Voting		Early Voting		Election Day Voting		Total	
Ana-Alicia Horn		1	100.00%	88	77.88%	42	77.78%	131	77.98%
Keziah Valdes Farrar		0	0.00%	25	22.12%	12	22.22%	37	22.02%
Cast Votes:		1	100.00%	113	100.00%	54	100.00%	168	100.00%
Undervotes:		0		1		3		4	
Overvotes:		0		0		0		0	

**Mansfield Independent School District Trustee, Place 5**

Choice	Party	Absentee Voting		Early Voting		Election Day Voting		Total	
Bianca Benavides Anderson		0	0.00%	38	33.93%	16	29.09%	54	32.14%
Jesse Cannon II		1	100.00%	74	66.07%	39	70.91%	114	67.86%
Cast Votes:		1	100.00%	112	100.00%	55	100.00%	168	100.00%
Undervotes:		0		2		2		4	
Overvotes:		0		0		0		0	

**Mansfield Independent School District Precinct**

0525

Run Time 2:21 PM

Run Date 05/12/2025

**Tarrant County**

Joint General and Special Elections

5/3/2025

Page 6

**Official Results**

Registered Voters

12922 of 109579 = 11.79%

**2033**

328 of 3,019 registered voters = 10.86%

**Mansfield Independent School District Trustee, Place 3**

Choice	Party	Absentee Voting		Early Voting		Election Day Voting		Total	
Craig Tipping		0	0.00%	119	52.42%	39	54.17%	158	52.84%
Jason Thomas		0	0.00%	108	47.58%	33	45.83%	141	47.16%
Cast Votes:		0	0.00%	227	100.00%	72	100.00%	299	100.00%
Undervotes:		0		22		7		29	
Overvotes:		0		0		0		0	

**Mansfield Independent School District Trustee, Place 4**

Choice	Party	Absentee Voting		Early Voting		Election Day Voting		Total	
Ana-Alicia Horn		0	0.00%	114	49.35%	39	54.93%	153	50.66%
Keziah Valdes Farrar		0	0.00%	117	50.65%	32	45.07%	149	49.34%
Cast Votes:		0	0.00%	231	100.00%	71	100.00%	302	100.00%
Undervotes:		0		18		8		26	
Overvotes:		0		0		0		0	

**Mansfield Independent School District Trustee, Place 5**

Choice	Party	Absentee Voting		Early Voting		Election Day Voting		Total	
Bianca Benavides Anderson		0	0.00%	99	44.00%	36	51.43%	135	45.76%
Jesse Cannon II		0	0.00%	126	56.00%	34	48.57%	160	54.24%
Cast Votes:		0	0.00%	225	100.00%	70	100.00%	295	100.00%
Undervotes:		0		24		9		33	
Overvotes:		0		0		0		0	

**Mansfield Independent School District Precinct**

0525

Run Time 2:21 PM

Run Date 05/12/2025

**Tarrant County**

Joint General and Special Elections

5/3/2025

Page 7

**Official Results**

Registered Voters

12922 of 109579 = 11.79%

**2221**

345 of 1,856 registered voters = 18.59%

**Mansfield Independent School District Trustee, Place 3**

Choice	Party	Absentee Voting		Early Voting		Election Day Voting		Total	
Craig Tipping		4	100.00%	102	41.80%	28	33.33%	134	40.36%
Jason Thomas		0	0.00%	142	58.20%	56	66.67%	198	59.64%
Cast Votes:		4	100.00%	244	100.00%	84	100.00%	332	100.00%
Undervotes:		0		10		3		13	
Overvotes:		0		0		0		0	

**Mansfield Independent School District Trustee, Place 4**

Choice	Party	Absentee Voting		Early Voting		Election Day Voting		Total	
Ana-Alicia Horn		0	0.00%	134	55.14%	55	67.07%	189	57.45%
Keziah Valdes Farrar		4	100.00%	109	44.86%	27	32.93%	140	42.55%
Cast Votes:		4	100.00%	243	100.00%	82	100.00%	329	100.00%
Undervotes:		0		11		5		16	
Overvotes:		0		0		0		0	

**Mansfield Independent School District Trustee, Place 5**

Choice	Party	Absentee Voting		Early Voting		Election Day Voting		Total	
Bianca Benavides Anderson		4	100.00%	104	43.33%	24	29.27%	132	40.49%
Jesse Cannon II		0	0.00%	136	56.67%	58	70.73%	194	59.51%
Cast Votes:		4	100.00%	240	100.00%	82	100.00%	326	100.00%
Undervotes:		0		14		5		19	
Overvotes:		0		0		0		0	

**Mansfield Independent School District Precinct**

0525

Run Time 2:21 PM

Run Date 05/12/2025

**Tarrant County**

Joint General and Special Elections

5/3/2025

Page 8

**Official Results**

Registered Voters

12922 of 109579 = 11.79%

2258

58 of 798 registered voters = 7.27%

**Mansfield Independent School District Trustee, Place 3**

Choice	Party	Absentee Voting		Early Voting		Election Day Voting		Total	
Craig Tipping		3	100.00%	18	40.00%	2	22.22%	23	40.35%
Jason Thomas		0	0.00%	27	60.00%	7	77.78%	34	59.65%
Cast Votes:		3	100.00%	45	100.00%	9	100.00%	57	100.00%
Undervotes:		0		0		1		1	
Overvotes:		0		0		0		0	

**Mansfield Independent School District Trustee, Place 4**

Choice	Party	Absentee Voting		Early Voting		Election Day Voting		Total	
Ana-Alicia Horn		0	0.00%	27	61.36%	8	80.00%	35	61.40%
Keziah Valdes Farrar		3	100.00%	17	38.64%	2	20.00%	22	38.60%
Cast Votes:		3	100.00%	44	100.00%	10	100.00%	57	100.00%
Undervotes:		0		1		0		1	
Overvotes:		0		0		0		0	

**Mansfield Independent School District Trustee, Place 5**

Choice	Party	Absentee Voting		Early Voting		Election Day Voting		Total	
Bianca Benavides Anderson		1	33.33%	16	36.36%	1	10.00%	18	31.58%
Jesse Cannon II		2	66.67%	28	63.64%	9	90.00%	39	68.42%
Cast Votes:		3	100.00%	44	100.00%	10	100.00%	57	100.00%
Undervotes:		0		1		0		1	
Overvotes:		0		0		0		0	

**Mansfield Independent School District Precinct**

0525

Run Time 2:21 PM

Run Date 05/12/2025

**Tarrant County**

Joint General and Special Elections

5/3/2025

Page 9

**Official Results**

Registered Voters

12922 of 109579 = 11.79%

2262

60 of 679 registered voters = 8.84%

**Mansfield Independent School District Trustee, Place 3**

Choice	Party	Absentee Voting		Early Voting		Election Day Voting		Total	
Craig Tipping		0	0.00%	35	71.43%	8	88.89%	43	74.14%
Jason Thomas		0	0.00%	14	28.57%	1	11.11%	15	25.86%
Cast Votes:		0	0.00%	49	100.00%	9	100.00%	58	100.00%
Undervotes:		0		2		0		2	
Overvotes:		0		0		0		0	

**Mansfield Independent School District Trustee, Place 4**

Choice	Party	Absentee Voting		Early Voting		Election Day Voting		Total	
Ana-Alicia Horn		0	0.00%	16	34.04%	1	11.11%	17	30.36%
Keziah Valdes Farrar		0	0.00%	31	65.96%	8	88.89%	39	69.64%
Cast Votes:		0	0.00%	47	100.00%	9	100.00%	56	100.00%
Undervotes:		0		4		0		4	
Overvotes:		0		0		0		0	

**Mansfield Independent School District Trustee, Place 5**

Choice	Party	Absentee Voting		Early Voting		Election Day Voting		Total	
Bianca Benavides Anderson		0	0.00%	32	68.09%	7	87.50%	39	70.91%
Jesse Cannon II		0	0.00%	15	31.91%	1	12.50%	16	29.09%
Cast Votes:		0	0.00%	47	100.00%	8	100.00%	55	100.00%
Undervotes:		0		4		1		5	
Overvotes:		0		0		0		0	

**Mansfield Independent School District Precinct**

0525

Run Time 2:21 PM

Run Date 05/12/2025

**Tarrant County**

Joint General and Special Elections

5/3/2025

Page 10

**Official Results**

Registered Voters

12922 of 109579 = 11.79%

**2299**

66 of 905 registered voters = 7.29%

**Mansfield Independent School District Trustee, Place 3**

Choice	Party	Absentee Voting		Early Voting		Election Day Voting		Total	
Craig Tipping		0	0.00%	2	4.35%	4	26.67%	6	9.84%
Jason Thomas		0	0.00%	44	95.65%	11	73.33%	55	90.16%
	Cast Votes:	0	0.00%	46	100.00%	15	100.00%	61	100.00%
	Undervotes:	0		4		1		5	
	Overvotes:	0		0		0		0	

**Mansfield Independent School District Trustee, Place 4**

Choice	Party	Absentee Voting		Early Voting		Election Day Voting		Total	
Ana-Alicia Horn		0	0.00%	40	85.11%	12	75.00%	52	82.54%
Keziah Valdes Farrar		0	0.00%	7	14.89%	4	25.00%	11	17.46%
	Cast Votes:	0	0.00%	47	100.00%	16	100.00%	63	100.00%
	Undervotes:	0		3		0		3	
	Overvotes:	0		0		0		0	

**Mansfield Independent School District Trustee, Place 5**

Choice	Party	Absentee Voting		Early Voting		Election Day Voting		Total	
Bianca Benavides Anderson		0	0.00%	5	10.64%	4	26.67%	9	14.52%
Jesse Cannon II		0	0.00%	42	89.36%	11	73.33%	53	85.48%
	Cast Votes:	0	0.00%	47	100.00%	15	100.00%	62	100.00%
	Undervotes:	0		3		1		4	
	Overvotes:	0		0		0		0	

**Mansfield Independent School District Precinct**

0525

Run Time 2:21 PM

Run Date 05/12/2025

**Tarrant County**

Joint General and Special Elections

5/3/2025

Page 11

**Official Results**

Registered Voters

12922 of 109579 = 11.79%

**2304**

56 of 731 registered voters = 7.66%

**Mansfield Independent School District Trustee, Place 3**

Choice	Party	Absentee Voting		Early Voting		Election Day Voting		Total	
Craig Tipping		0	0.00%	15	38.46%	5	35.71%	20	37.74%
Jason Thomas		0	0.00%	24	61.54%	9	64.29%	33	62.26%
Cast Votes:		0	0.00%	39	100.00%	14	100.00%	53	100.00%
Undervotes:		0		0		3		3	
Overvotes:		0		0		0		0	

**Mansfield Independent School District Trustee, Place 4**

Choice	Party	Absentee Voting		Early Voting		Election Day Voting		Total	
Ana-Alicia Horn		0	0.00%	28	75.68%	12	70.59%	40	74.07%
Keziah Valdes Farrar		0	0.00%	9	24.32%	5	29.41%	14	25.93%
Cast Votes:		0	0.00%	37	100.00%	17	100.00%	54	100.00%
Undervotes:		0		2		0		2	
Overvotes:		0		0		0		0	

**Mansfield Independent School District Trustee, Place 5**

Choice	Party	Absentee Voting		Early Voting		Election Day Voting		Total	
Bianca Benavides Anderson		0	0.00%	16	41.03%	5	38.46%	21	40.38%
Jesse Cannon II		0	0.00%	23	58.97%	8	61.54%	31	59.62%
Cast Votes:		0	0.00%	39	100.00%	13	100.00%	52	100.00%
Undervotes:		0		0		4		4	
Overvotes:		0		0		0		0	

**Mansfield Independent School District Precinct**

0525

Run Time 2:21 PM

Run Date 05/12/2025

**Tarrant County**

Joint General and Special Elections

5/3/2025

Page 12

**Official Results**

Registered Voters

12922 of 109579 = 11.79%

**2307**

320 of 3,781 registered voters = 8.46%

**Mansfield Independent School District Trustee, Place 3**

Choice	Party	Absentee Voting		Early Voting		Election Day Voting		Total	
Craig Tipping		1	16.67%	59	32.07%	38	35.85%	98	33.11%
Jason Thomas		5	83.33%	125	67.93%	68	64.15%	198	66.89%
Cast Votes:		6	100.00%	184	100.00%	106	100.00%	296	100.00%
Undervotes:		2		12		10		24	
Overvotes:		0		0		0		0	

**Mansfield Independent School District Trustee, Place 4**

Choice	Party	Absentee Voting		Early Voting		Election Day Voting		Total	
Ana-Alicia Horn		6	100.00%	125	67.20%	68	62.39%	199	66.11%
Keziah Valdes Farrar		0	0.00%	61	32.80%	41	37.61%	102	33.89%
Cast Votes:		6	100.00%	186	100.00%	109	100.00%	301	100.00%
Undervotes:		2		10		7		19	
Overvotes:		0		0		0		0	

**Mansfield Independent School District Trustee, Place 5**

Choice	Party	Absentee Voting		Early Voting		Election Day Voting		Total	
Bianca Benavides Anderson		0	0.00%	57	30.81%	43	40.19%	100	33.56%
Jesse Cannon II		6	100.00%	128	69.19%	64	59.81%	198	66.44%
Cast Votes:		6	100.00%	185	100.00%	107	100.00%	298	100.00%
Undervotes:		2		11		9		22	
Overvotes:		0		0		0		0	

**Mansfield Independent School District Precinct**

0525

Run Time 2:21 PM

Run Date 05/12/2025

**Tarrant County**

Joint General and Special Elections

5/3/2025

Page 13

**Official Results**

Registered Voters

12922 of 109579 = 11.79%

**2308**

679 of 4,154 registered voters = 16.35%

**Mansfield Independent School District Trustee, Place 3**

Choice	Party	Absentee Voting		Early Voting		Election Day Voting		Total	
Craig Tipping		6	85.71%	208	44.16%	65	40.63%	279	43.73%
Jason Thomas		1	14.29%	263	55.84%	95	59.38%	359	56.27%
Cast Votes:		7	100.00%	471	100.00%	160	100.00%	638	100.00%
Undervotes:		0		33		8		41	
Overvotes:		0		0		0		0	

**Mansfield Independent School District Trustee, Place 4**

Choice	Party	Absentee Voting		Early Voting		Election Day Voting		Total	
Ana-Alicia Horn		2	28.57%	278	58.28%	98	59.39%	378	58.24%
Keziah Valdes Farrar		5	71.43%	199	41.72%	67	40.61%	271	41.76%
Cast Votes:		7	100.00%	477	100.00%	165	100.00%	649	100.00%
Undervotes:		0		27		3		30	
Overvotes:		0		0		0		0	

**Mansfield Independent School District Trustee, Place 5**

Choice	Party	Absentee Voting		Early Voting		Election Day Voting		Total	
Bianca Benavides Anderson		6	85.71%	196	42.42%	76	48.10%	278	44.34%
Jesse Cannon II		1	14.29%	266	57.58%	82	51.90%	349	55.66%
Cast Votes:		7	100.00%	462	100.00%	158	100.00%	627	100.00%
Undervotes:		0		42		10		52	
Overvotes:		0		0		0		0	

**Mansfield Independent School District Precinct**

0525

Run Time 2:21 PM

Run Date 05/12/2025

**Tarrant County**

Joint General and Special Elections

5/3/2025

Page 14

**Official Results**

Registered Voters

12922 of 109579 = 11.79%

**2341**

16 of 484 registered voters = 3.31%

**Mansfield Independent School District Trustee, Place 3**

Choice	Party	Absentee Voting		Early Voting		Election Day Voting		Total	
Craig Tipping		0	0.00%	1	14.29%	2	22.22%	3	18.75%
Jason Thomas		0	0.00%	6	85.71%	7	77.78%	13	81.25%
Cast Votes:		0	0.00%	7	100.00%	9	100.00%	16	100.00%
Undervotes:		0		0		0		0	
Overvotes:		0		0		0		0	

**Mansfield Independent School District Trustee, Place 4**

Choice	Party	Absentee Voting		Early Voting		Election Day Voting		Total	
Ana-Alicia Horn		0	0.00%	4	57.14%	6	75.00%	10	66.67%
Keziah Valdes Farrar		0	0.00%	3	42.86%	2	25.00%	5	33.33%
Cast Votes:		0	0.00%	7	100.00%	8	100.00%	15	100.00%
Undervotes:		0		0		1		1	
Overvotes:		0		0		0		0	

**Mansfield Independent School District Trustee, Place 5**

Choice	Party	Absentee Voting		Early Voting		Election Day Voting		Total	
Bianca Benavides Anderson		0	0.00%	0	0.00%	2	22.22%	2	12.50%
Jesse Cannon II		0	0.00%	7	100.00%	7	77.78%	14	87.50%
Cast Votes:		0	0.00%	7	100.00%	9	100.00%	16	100.00%
Undervotes:		0		0		0		0	
Overvotes:		0		0		0		0	

**Mansfield Independent School District Precinct**

0525

Run Time 2:21 PM

Run Date 05/12/2025

**Tarrant County**

Joint General and Special Elections

5/3/2025

Page 15

**Official Results**

Registered Voters

12922 of 109579 = 11.79%

**2355**

333 of 2,117 registered voters = 15.73%

**Mansfield Independent School District Trustee, Place 3**

Choice	Party	Absentee Voting		Early Voting		Election Day Voting		Total	
Craig Tipping		0	0.00%	90	41.10%	44	48.35%	134	43.23%
Jason Thomas		0	0.00%	129	58.90%	47	51.65%	176	56.77%
Cast Votes:		0	0.00%	219	100.00%	91	100.00%	310	100.00%
Undervotes:		0		16		7		23	
Overvotes:		0		0		0		0	

**Mansfield Independent School District Trustee, Place 4**

Choice	Party	Absentee Voting		Early Voting		Election Day Voting		Total	
Ana-Alicia Horn		0	0.00%	134	61.47%	50	56.18%	184	59.93%
Keziah Valdes Farrar		0	0.00%	84	38.53%	39	43.82%	123	40.07%
Cast Votes:		0	0.00%	218	100.00%	89	100.00%	307	100.00%
Undervotes:		0		17		9		26	
Overvotes:		0		0		0		0	

**Mansfield Independent School District Trustee, Place 5**

Choice	Party	Absentee Voting		Early Voting		Election Day Voting		Total	
Bianca Benavides Anderson		0	0.00%	103	47.69%	41	46.07%	144	47.21%
Jesse Cannon II		0	0.00%	113	52.31%	48	53.93%	161	52.79%
Cast Votes:		0	0.00%	216	100.00%	89	100.00%	305	100.00%
Undervotes:		0		19		9		28	
Overvotes:		0		0		0		0	

**Mansfield Independent School District Precinct**

0525

Run Time 2:21 PM

Run Date 05/12/2025

**Tarrant County**

Joint General and Special Elections

5/3/2025

Page 16

**Official Results**

Registered Voters

12922 of 109579 = 11.79%

**2356**

163 of 3,083 registered voters = 5.29%

**Mansfield Independent School District Trustee, Place 3**

Choice	Party	Absentee Voting		Early Voting		Election Day Voting		Total	
Craig Tipping		1	20.00%	29	32.22%	26	44.83%	56	36.60%
Jason Thomas		4	80.00%	61	67.78%	32	55.17%	97	63.40%
Cast Votes:		5	100.00%	90	100.00%	58	100.00%	153	100.00%
Undervotes:		0		10		0		10	
Overvotes:		0		0		0		0	

**Mansfield Independent School District Trustee, Place 4**

Choice	Party	Absentee Voting		Early Voting		Election Day Voting		Total	
Ana-Alicia Horn		4	80.00%	71	74.74%	30	51.72%	105	66.46%
Keziah Valdes Farrar		1	20.00%	24	25.26%	28	48.28%	53	33.54%
Cast Votes:		5	100.00%	95	100.00%	58	100.00%	158	100.00%
Undervotes:		0		5		0		5	
Overvotes:		0		0		0		0	

**Mansfield Independent School District Trustee, Place 5**

Choice	Party	Absentee Voting		Early Voting		Election Day Voting		Total	
Bianca Benavides Anderson		1	20.00%	29	31.52%	30	52.63%	60	38.96%
Jesse Cannon II		4	80.00%	63	68.48%	27	47.37%	94	61.04%
Cast Votes:		5	100.00%	92	100.00%	57	100.00%	154	100.00%
Undervotes:		0		8		1		9	
Overvotes:		0		0		0		0	

**Mansfield Independent School District Precinct**

0525

Run Time 2:21 PM

Run Date 05/12/2025

**Tarrant County**

Joint General and Special Elections

5/3/2025

Page 17

**Official Results**

Registered Voters

12922 of 109579 = 11.79%

**2357**

590 of 3,199 registered voters = 18.44%

**Mansfield Independent School District Trustee, Place 3**

Choice	Party	Absentee Voting		Early Voting		Election Day Voting		Total	
Craig Tipping		1	20.00%	189	45.32%	76	53.15%	266	47.08%
Jason Thomas		4	80.00%	228	54.68%	67	46.85%	299	52.92%
Cast Votes:		5	100.00%	417	100.00%	143	100.00%	565	100.00%
Undervotes:		0		15		10		25	
Overvotes:		0		0		0		0	

**Mansfield Independent School District Trustee, Place 4**

Choice	Party	Absentee Voting		Early Voting		Election Day Voting		Total	
Ana-Alicia Horn		4	80.00%	229	54.65%	75	53.19%	308	54.51%
Keziah Valdes Farrar		1	20.00%	190	45.35%	66	46.81%	257	45.49%
Cast Votes:		5	100.00%	419	100.00%	141	100.00%	565	100.00%
Undervotes:		0		13		12		25	
Overvotes:		0		0		0		0	

**Mansfield Independent School District Trustee, Place 5**

Choice	Party	Absentee Voting		Early Voting		Election Day Voting		Total	
Bianca Benavides Anderson		1	20.00%	192	46.72%	69	48.59%	262	46.95%
Jesse Cannon II		4	80.00%	219	53.28%	73	51.41%	296	53.05%
Cast Votes:		5	100.00%	411	100.00%	142	100.00%	558	100.00%
Undervotes:		0		21		11		32	
Overvotes:		0		0		0		0	

**Mansfield Independent School District Precinct**

0525

Run Time 2:21 PM

Run Date 05/12/2025

**Tarrant County**

Joint General and Special Elections

5/3/2025

Page 18

**Official Results**

Registered Voters

12922 of 109579 = 11.79%

**2360**

892 of 3,760 registered voters = 23.72%

**Mansfield Independent School District Trustee, Place 3**

Choice	Party	Absentee Voting		Early Voting		Election Day Voting		Total	
Craig Tipping		0	0.00%	362	55.44%	119	65.03%	481	57.19%
Jason Thomas		5	100.00%	291	44.56%	64	34.97%	360	42.81%
Cast Votes:		5	100.00%	653	100.00%	183	100.00%	841	100.00%
Undervotes:		0		39		12		51	
Overvotes:		0		0		0		0	

**Mansfield Independent School District Trustee, Place 4**

Choice	Party	Absentee Voting		Early Voting		Election Day Voting		Total	
Ana-Alicia Horn		3	60.00%	319	48.04%	73	40.11%	395	46.42%
Keziah Valdes Farrar		2	40.00%	345	51.96%	109	59.89%	456	53.58%
Cast Votes:		5	100.00%	664	100.00%	182	100.00%	851	100.00%
Undervotes:		0		28		13		41	
Overvotes:		0		0		0		0	

**Mansfield Independent School District Trustee, Place 5**

Choice	Party	Absentee Voting		Early Voting		Election Day Voting		Total	
Bianca Benavides Anderson		0	0.00%	324	50.78%	104	57.78%	428	52.00%
Jesse Cannon II		5	100.00%	314	49.22%	76	42.22%	395	48.00%
Cast Votes:		5	100.00%	638	100.00%	180	100.00%	823	100.00%
Undervotes:		0		54		15		69	
Overvotes:		0		0		0		0	

**Mansfield Independent School District Precinct**

0525

Run Time 2:21 PM

Run Date 05/12/2025

**Tarrant County**

Joint General and Special Elections

5/3/2025

Page 19

**Official Results**

Registered Voters

12922 of 109579 = 11.79%

**2379**

293 of 4,006 registered voters = 7.31%

**Mansfield Independent School District Trustee, Place 3**

Choice	Party	Absentee Voting		Early Voting		Election Day Voting		Total	
Craig Tipping		1	14.29%	47	25.13%	24	32.00%	72	26.77%
Jason Thomas		6	85.71%	140	74.87%	51	68.00%	197	73.23%
Cast Votes:		7	100.00%	187	100.00%	75	100.00%	269	100.00%
Undervotes:		0		16		8		24	
Overvotes:		0		0		0		0	

**Mansfield Independent School District Trustee, Place 4**

Choice	Party	Absentee Voting		Early Voting		Election Day Voting		Total	
Ana-Alicia Horn		6	85.71%	142	74.74%	43	55.84%	191	69.71%
Keziah Valdes Farrar		1	14.29%	48	25.26%	34	44.16%	83	30.29%
Cast Votes:		7	100.00%	190	100.00%	77	100.00%	274	100.00%
Undervotes:		0		13		6		19	
Overvotes:		0		0		0		0	

**Mansfield Independent School District Trustee, Place 5**

Choice	Party	Absentee Voting		Early Voting		Election Day Voting		Total	
Bianca Benavides Anderson		1	14.29%	63	33.69%	41	53.95%	105	38.89%
Jesse Cannon II		6	85.71%	124	66.31%	35	46.05%	165	61.11%
Cast Votes:		7	100.00%	187	100.00%	76	100.00%	270	100.00%
Undervotes:		0		16		7		23	
Overvotes:		0		0		0		0	

**Mansfield Independent School District Precinct**

0525

Run Time 2:21 PM

Run Date 05/12/2025

**Tarrant County**

Joint General and Special Elections

5/3/2025

Page 20

**Official Results**

Registered Voters

12922 of 109579 = 11.79%

**2383**

0 of 21 registered voters = 0.00%

**Mansfield Independent School District Trustee, Place 3**

Choice	Party	Absentee Voting		Early Voting		Election Day Voting		Total	
Craig Tipping		0	0.00%	0	0.00%	0	0.00%	0	0.00%
Jason Thomas		0	0.00%	0	0.00%	0	0.00%	0	0.00%
	Cast Votes:	0	0.00%	0	0.00%	0	0.00%	0	0.00%
	Undervotes:	0		0		0		0	
	Overvotes:	0		0		0		0	

**Mansfield Independent School District Trustee, Place 4**

Choice	Party	Absentee Voting		Early Voting		Election Day Voting		Total	
Ana-Alicia Horn		0	0.00%	0	0.00%	0	0.00%	0	0.00%
Keziah Valdes Farrar		0	0.00%	0	0.00%	0	0.00%	0	0.00%
	Cast Votes:	0	0.00%	0	0.00%	0	0.00%	0	0.00%
	Undervotes:	0		0		0		0	
	Overvotes:	0		0		0		0	

**Mansfield Independent School District Trustee, Place 5**

Choice	Party	Absentee Voting		Early Voting		Election Day Voting		Total	
Bianca Benavides Anderson		0	0.00%	0	0.00%	0	0.00%	0	0.00%
Jesse Cannon II		0	0.00%	0	0.00%	0	0.00%	0	0.00%
	Cast Votes:	0	0.00%	0	0.00%	0	0.00%	0	0.00%
	Undervotes:	0		0		0		0	
	Overvotes:	0		0		0		0	

**Mansfield Independent School District Precinct**

0525

Run Time 2:21 PM

Run Date 05/12/2025

**Tarrant County**

Joint General and Special Elections

5/3/2025

Page 21

**Official Results**

Registered Voters

12922 of 109579 = 11.79%

**2405**

101 of 2,267 registered voters = 4.46%

**Mansfield Independent School District Trustee, Place 3**

Choice	Party	Absentee Voting		Early Voting		Election Day Voting		Total	
Craig Tipping		0	0.00%	10	16.13%	6	19.35%	16	17.20%
Jason Thomas		0	0.00%	52	83.87%	25	80.65%	77	82.80%
Cast Votes:		0	0.00%	62	100.00%	31	100.00%	93	100.00%
Undervotes:		1		5		2		8	
Overvotes:		0		0		0		0	

**Mansfield Independent School District Trustee, Place 4**

Choice	Party	Absentee Voting		Early Voting		Election Day Voting		Total	
Ana-Alicia Horn		0	0.00%	52	85.25%	24	80.00%	76	83.52%
Keziah Valdes Farrar		0	0.00%	9	14.75%	6	20.00%	15	16.48%
Cast Votes:		0	0.00%	61	100.00%	30	100.00%	91	100.00%
Undervotes:		1		6		3		10	
Overvotes:		0		0		0		0	

**Mansfield Independent School District Trustee, Place 5**

Choice	Party	Absentee Voting		Early Voting		Election Day Voting		Total	
Bianca Benavides Anderson		0	0.00%	9	14.06%	7	21.88%	16	16.67%
Jesse Cannon II		0	0.00%	55	85.94%	25	78.13%	80	83.33%
Cast Votes:		0	0.00%	64	100.00%	32	100.00%	96	100.00%
Undervotes:		1		3		1		5	
Overvotes:		0		0		0		0	

**Mansfield Independent School District Precinct**

0525

Run Time 2:21 PM

Run Date 05/12/2025

**Tarrant County**

Joint General and Special Elections

5/3/2025

Page 22

**Official Results**

Registered Voters

12922 of 109579 = 11.79%

2426

493 of 2,445 registered voters = 20.16%

**Mansfield Independent School District Trustee, Place 3**

Choice	Party	Absentee Voting		Early Voting		Election Day Voting		Total	
Craig Tipping		3	75.00%	169	55.59%	99	58.93%	271	56.93%
Jason Thomas		1	25.00%	135	44.41%	69	41.07%	205	43.07%
Cast Votes:		4	100.00%	304	100.00%	168	100.00%	476	100.00%
Undervotes:		0		11		6		17	
Overvotes:		0		0		0		0	

**Mansfield Independent School District Trustee, Place 4**

Choice	Party	Absentee Voting		Early Voting		Election Day Voting		Total	
Ana-Alicia Horn		1	25.00%	156	51.66%	73	42.69%	230	48.22%
Keziah Valdes Farrar		3	75.00%	146	48.34%	98	57.31%	247	51.78%
Cast Votes:		4	100.00%	302	100.00%	171	100.00%	477	100.00%
Undervotes:		0		13		3		16	
Overvotes:		0		0		0		0	

**Mansfield Independent School District Trustee, Place 5**

Choice	Party	Absentee Voting		Early Voting		Election Day Voting		Total	
Bianca Benavides Anderson		3	75.00%	149	50.00%	90	53.89%	242	51.60%
Jesse Cannon II		1	25.00%	149	50.00%	77	46.11%	227	48.40%
Cast Votes:		4	100.00%	298	100.00%	167	100.00%	469	100.00%
Undervotes:		0		17		7		24	
Overvotes:		0		0		0		0	

**Mansfield Independent School District Precinct**

0525

Run Time 2:21 PM

Run Date 05/12/2025

**Tarrant County**

Joint General and Special Elections

5/3/2025

Page 23

**Official Results**

Registered Voters

12922 of 109579 = 11.79%

**2435**

529 of 3,067 registered voters = 17.25%

**Mansfield Independent School District Trustee, Place 3**

Choice	Party	Absentee Voting		Early Voting		Election Day Voting		Total	
Craig Tipping		1	20.00%	164	44.81%	50	38.46%	215	42.91%
Jason Thomas		4	80.00%	202	55.19%	80	61.54%	286	57.09%
Cast Votes:		5	100.00%	366	100.00%	130	100.00%	501	100.00%
Undervotes:		0		17		11		28	
Overvotes:		0		0		0		0	

**Mansfield Independent School District Trustee, Place 4**

Choice	Party	Absentee Voting		Early Voting		Election Day Voting		Total	
Ana-Alicia Horn		5	100.00%	223	60.27%	79	60.77%	307	60.79%
Keziah Valdes Farrar		0	0.00%	147	39.73%	51	39.23%	198	39.21%
Cast Votes:		5	100.00%	370	100.00%	130	100.00%	505	100.00%
Undervotes:		0		13		11		24	
Overvotes:		0		0		0		0	

**Mansfield Independent School District Trustee, Place 5**

Choice	Party	Absentee Voting		Early Voting		Election Day Voting		Total	
Bianca Benavides Anderson		0	0.00%	159	43.32%	50	40.00%	209	42.05%
Jesse Cannon II		5	100.00%	208	56.68%	75	60.00%	288	57.95%
Cast Votes:		5	100.00%	367	100.00%	125	100.00%	497	100.00%
Undervotes:		0		16		16		32	
Overvotes:		0		0		0		0	

**Mansfield Independent School District Precinct**

0525

Run Time 2:21 PM

Run Date 05/12/2025

**Tarrant County**

Joint General and Special Elections

5/3/2025

Page 24

**Official Results**

Registered Voters

12922 of 109579 = 11.79%

**2453**

265 of 2,750 registered voters = 9.64%

**Mansfield Independent School District Trustee, Place 3**

Choice	Party	Absentee Voting		Early Voting		Election Day Voting		Total	
Craig Tipping		0	0.00%	35	19.77%	17	20.99%	52	20.16%
Jason Thomas		0	0.00%	142	80.23%	64	79.01%	206	79.84%
Cast Votes:		0	0.00%	177	100.00%	81	100.00%	258	100.00%
Undervotes:		0		6		1		7	
Overvotes:		0		0		0		0	

**Mansfield Independent School District Trustee, Place 4**

Choice	Party	Absentee Voting		Early Voting		Election Day Voting		Total	
Ana-Alicia Horn		0	0.00%	144	81.36%	58	71.60%	202	78.29%
Keziah Valdes Farrar		0	0.00%	33	18.64%	23	28.40%	56	21.71%
Cast Votes:		0	0.00%	177	100.00%	81	100.00%	258	100.00%
Undervotes:		0		6		1		7	
Overvotes:		0		0		0		0	

**Mansfield Independent School District Trustee, Place 5**

Choice	Party	Absentee Voting		Early Voting		Election Day Voting		Total	
Bianca Benavides Anderson		0	0.00%	40	22.60%	24	30.00%	64	24.90%
Jesse Cannon II		0	0.00%	137	77.40%	56	70.00%	193	75.10%
Cast Votes:		0	0.00%	177	100.00%	80	100.00%	257	100.00%
Undervotes:		0		6		2		8	
Overvotes:		0		0		0		0	

**Mansfield Independent School District Precinct**

0525

Run Time 2:21 PM

Run Date 05/12/2025

**Tarrant County**

Joint General and Special Elections

5/3/2025

Page 25

**Official Results**

Registered Voters

12922 of 109579 = 11.79%

2462

93 of 1,964 registered voters = 4.74%

**Mansfield Independent School District Trustee, Place 3**

Choice	Party	Absentee Voting		Early Voting		Election Day Voting		Total	
Craig Tipping		0	0.00%	9	15.25%	5	17.24%	14	15.38%
Jason Thomas		3	100.00%	50	84.75%	24	82.76%	77	84.62%
Cast Votes:		3	100.00%	59	100.00%	29	100.00%	91	100.00%
Undervotes:		0		1		1		2	
Overvotes:		0		0		0		0	

**Mansfield Independent School District Trustee, Place 4**

Choice	Party	Absentee Voting		Early Voting		Election Day Voting		Total	
Ana-Alicia Horn		3	100.00%	48	80.00%	27	93.10%	78	84.78%
Keziah Valdes Farrar		0	0.00%	12	20.00%	2	6.90%	14	15.22%
Cast Votes:		3	100.00%	60	100.00%	29	100.00%	92	100.00%
Undervotes:		0		0		1		1	
Overvotes:		0		0		0		0	

**Mansfield Independent School District Trustee, Place 5**

Choice	Party	Absentee Voting		Early Voting		Election Day Voting		Total	
Bianca Benavides Anderson		0	0.00%	14	23.73%	6	20.69%	20	21.98%
Jesse Cannon II		3	100.00%	45	76.27%	23	79.31%	71	78.02%
Cast Votes:		3	100.00%	59	100.00%	29	100.00%	91	100.00%
Undervotes:		0		1		1		2	
Overvotes:		0		0		0		0	

**Mansfield Independent School District Precinct**

0525

Run Time 2:21 PM

Run Date 05/12/2025

**Tarrant County**

Joint General and Special Elections

5/3/2025

Page 26

**Official Results**

Registered Voters

12922 of 109579 = 11.79%

2488

7 of 140 registered voters = 5.00%

**Mansfield Independent School District Trustee, Place 3**

Choice	Party	Absentee Voting		Early Voting		Election Day Voting		Total	
Craig Tipping		0	0.00%	0	0.00%	0	0.00%	0	0.00%
Jason Thomas		0	0.00%	7	100.00%	0	0.00%	7	100.00%
	Cast Votes:	0	0.00%	7	100.00%	0	0.00%	7	100.00%
	Undervotes:	0		0		0		0	
	Overvotes:	0		0		0		0	

**Mansfield Independent School District Trustee, Place 4**

Choice	Party	Absentee Voting		Early Voting		Election Day Voting		Total	
Ana-Alicia Horn		0	0.00%	5	71.43%	0	0.00%	5	71.43%
Keziah Valdes Farrar		0	0.00%	2	28.57%	0	0.00%	2	28.57%
	Cast Votes:	0	0.00%	7	100.00%	0	0.00%	7	100.00%
	Undervotes:	0		0		0		0	
	Overvotes:	0		0		0		0	

**Mansfield Independent School District Trustee, Place 5**

Choice	Party	Absentee Voting		Early Voting		Election Day Voting		Total	
Bianca Benavides Anderson		0	0.00%	2	28.57%	0	0.00%	2	28.57%
Jesse Cannon II		0	0.00%	5	71.43%	0	0.00%	5	71.43%
	Cast Votes:	0	0.00%	7	100.00%	0	0.00%	7	100.00%
	Undervotes:	0		0		0		0	
	Overvotes:	0		0		0		0	

**Mansfield Independent School District Precinct**

0525

Run Time 2:21 PM

Run Date 05/12/2025

**Tarrant County**

Joint General and Special Elections

5/3/2025

Page 27

**Official Results**

**Registered Voters**

12922 of 109579 = 11.79%

**2505**

0 of 5 registered voters = 0.00%

**Mansfield Independent School District Trustee, Place 3**

Choice	Party	Absentee Voting		Early Voting		Election Day Voting		Total	
Craig Tipping		0	0.00%	0	0.00%	0	0.00%	0	0.00%
Jason Thomas		0	0.00%	0	0.00%	0	0.00%	0	0.00%
	Cast Votes:	0	0.00%	0	0.00%	0	0.00%	0	0.00%
	Undervotes:	0		0		0		0	
	Overvotes:	0		0		0		0	

**Mansfield Independent School District Trustee, Place 4**

Choice	Party	Absentee Voting		Early Voting		Election Day Voting		Total	
Ana-Alicia Horn		0	0.00%	0	0.00%	0	0.00%	0	0.00%
Keziah Valdes Farrar		0	0.00%	0	0.00%	0	0.00%	0	0.00%
	Cast Votes:	0	0.00%	0	0.00%	0	0.00%	0	0.00%
	Undervotes:	0		0		0		0	
	Overvotes:	0		0		0		0	

**Mansfield Independent School District Trustee, Place 5**

Choice	Party	Absentee Voting		Early Voting		Election Day Voting		Total	
Bianca Benavides Anderson		0	0.00%	0	0.00%	0	0.00%	0	0.00%
Jesse Cannon II		0	0.00%	0	0.00%	0	0.00%	0	0.00%
	Cast Votes:	0	0.00%	0	0.00%	0	0.00%	0	0.00%
	Undervotes:	0		0		0		0	
	Overvotes:	0		0		0		0	

**Mansfield Independent School District Precinct**

0525

Run Time 2:21 PM

Run Date 05/12/2025

**Tarrant County**

Joint General and Special Elections

5/3/2025

Page 28

**Official Results**

Registered Voters

12922 of 109579 = 11.79%

**2519**

63 of 1,153 registered voters = 5.46%

**Mansfield Independent School District Trustee, Place 3**

Choice	Party	Absentee Voting		Early Voting		Election Day Voting		Total	
Craig Tipping		1	33.33%	12	27.27%	4	28.57%	17	27.87%
Jason Thomas		2	66.67%	32	72.73%	10	71.43%	44	72.13%
Cast Votes:		3	100.00%	44	100.00%	14	100.00%	61	100.00%
Undervotes:		0		1		1		2	
Overvotes:		0		0		0		0	

**Mansfield Independent School District Trustee, Place 4**

Choice	Party	Absentee Voting		Early Voting		Election Day Voting		Total	
Ana-Alicia Horn		2	66.67%	35	77.78%	10	71.43%	47	75.81%
Keziah Valdes Farrar		1	33.33%	10	22.22%	4	28.57%	15	24.19%
Cast Votes:		3	100.00%	45	100.00%	14	100.00%	62	100.00%
Undervotes:		0		0		1		1	
Overvotes:		0		0		0		0	

**Mansfield Independent School District Trustee, Place 5**

Choice	Party	Absentee Voting		Early Voting		Election Day Voting		Total	
Bianca Benavides Anderson		0	0.00%	9	20.45%	4	28.57%	13	21.31%
Jesse Cannon II		3	100.00%	35	79.55%	10	71.43%	48	78.69%
Cast Votes:		3	100.00%	44	100.00%	14	100.00%	61	100.00%
Undervotes:		0		1		1		2	
Overvotes:		0		0		0		0	

**Mansfield Independent School District Precinct**

0525

Run Time 2:21 PM

Run Date 05/12/2025

**Tarrant County**

Joint General and Special Elections

5/3/2025

Page 29

**Official Results**

Registered Voters

12922 of 109579 = 11.79%

**2523**

0 of 3 registered voters = 0.00%

**Mansfield Independent School District Trustee, Place 3**

Choice	Party	Absentee Voting		Early Voting		Election Day Voting		Total	
Craig Tipping		0	0.00%	0	0.00%	0	0.00%	0	0.00%
Jason Thomas		0	0.00%	0	0.00%	0	0.00%	0	0.00%
	Cast Votes:	0	0.00%	0	0.00%	0	0.00%	0	0.00%
	Undervotes:	0		0		0		0	
	Overvotes:	0		0		0		0	

**Mansfield Independent School District Trustee, Place 4**

Choice	Party	Absentee Voting		Early Voting		Election Day Voting		Total	
Ana-Alicia Horn		0	0.00%	0	0.00%	0	0.00%	0	0.00%
Keziah Valdes Farrar		0	0.00%	0	0.00%	0	0.00%	0	0.00%
	Cast Votes:	0	0.00%	0	0.00%	0	0.00%	0	0.00%
	Undervotes:	0		0		0		0	
	Overvotes:	0		0		0		0	

**Mansfield Independent School District Trustee, Place 5**

Choice	Party	Absentee Voting		Early Voting		Election Day Voting		Total	
Bianca Benavides Anderson		0	0.00%	0	0.00%	0	0.00%	0	0.00%
Jesse Cannon II		0	0.00%	0	0.00%	0	0.00%	0	0.00%
	Cast Votes:	0	0.00%	0	0.00%	0	0.00%	0	0.00%
	Undervotes:	0		0		0		0	
	Overvotes:	0		0		0		0	

**Mansfield Independent School District Precinct**

0525

Run Time 2:21 PM

Run Date 05/12/2025

**Tarrant County**

Joint General and Special Elections

5/3/2025

Page 30

**Official Results**

Registered Voters

12922 of 109579 = 11.79%

**2524**

790 of 2,329 registered voters = 33.92%

**Mansfield Independent School District Trustee, Place 3**

Choice	Party	Absentee Voting		Early Voting		Election Day Voting		Total	
Craig Tipping		10	83.33%	413	72.97%	127	72.16%	550	72.94%
Jason Thomas		2	16.67%	153	27.03%	49	27.84%	204	27.06%
Cast Votes:		12	100.00%	566	100.00%	176	100.00%	754	100.00%
Undervotes:		0		19		17		36	
Overvotes:		0		0		0		0	

**Mansfield Independent School District Trustee, Place 4**

Choice	Party	Absentee Voting		Early Voting		Election Day Voting		Total	
Ana-Alicia Horn		2	16.67%	194	34.40%	54	30.34%	250	33.16%
Keziah Valdes Farrar		10	83.33%	370	65.60%	124	69.66%	504	66.84%
Cast Votes:		12	100.00%	564	100.00%	178	100.00%	754	100.00%
Undervotes:		0		21		15		36	
Overvotes:		0		0		0		0	

**Mansfield Independent School District Trustee, Place 5**

Choice	Party	Absentee Voting		Early Voting		Election Day Voting		Total	
Bianca Benavides Anderson		10	83.33%	368	66.67%	106	64.24%	484	66.39%
Jesse Cannon II		2	16.67%	184	33.33%	59	35.76%	245	33.61%
Cast Votes:		12	100.00%	552	100.00%	165	100.00%	729	100.00%
Undervotes:		0		33		28		61	
Overvotes:		0		0		0		0	

**Mansfield Independent School District Precinct**

0525

Run Time 2:21 PM

Run Date 05/12/2025

**Tarrant County**

Joint General and Special Elections

5/3/2025

Page 31

**Official Results**

Registered Voters

12922 of 109579 = 11.79%

**2525**

140 of 3,196 registered voters = 4.38%

**Mansfield Independent School District Trustee, Place 3**

Choice	Party	Absentee Voting		Early Voting		Election Day Voting		Total	
Craig Tipping		1	33.33%	15	17.24%	7	15.91%	23	17.16%
Jason Thomas		2	66.67%	72	82.76%	37	84.09%	111	82.84%
Cast Votes:		3	100.00%	87	100.00%	44	100.00%	134	100.00%
Undervotes:		0		2		4		6	
Overvotes:		0		0		0		0	

**Mansfield Independent School District Trustee, Place 4**

Choice	Party	Absentee Voting		Early Voting		Election Day Voting		Total	
Ana-Alicia Horn		3	100.00%	70	80.46%	40	86.96%	113	83.09%
Keziah Valdes Farrar		0	0.00%	17	19.54%	6	13.04%	23	16.91%
Cast Votes:		3	100.00%	87	100.00%	46	100.00%	136	100.00%
Undervotes:		0		2		2		4	
Overvotes:		0		0		0		0	

**Mansfield Independent School District Trustee, Place 5**

Choice	Party	Absentee Voting		Early Voting		Election Day Voting		Total	
Bianca Benavides Anderson		0	0.00%	17	20.00%	9	20.00%	26	19.55%
Jesse Cannon II		3	100.00%	68	80.00%	36	80.00%	107	80.45%
Cast Votes:		3	100.00%	85	100.00%	45	100.00%	133	100.00%
Undervotes:		0		4		3		7	
Overvotes:		0		0		0		0	

**Mansfield Independent School District Precinct**

0525

Run Time 2:21 PM

Run Date 05/12/2025

**Tarrant County**

Joint General and Special Elections

5/3/2025

Page 32

**Official Results**

Registered Voters

12922 of 109579 = 11.79%

**2535**

284 of 3,921 registered voters = 7.24%

**Mansfield Independent School District Trustee, Place 3**

Choice	Party	Absentee Voting		Early Voting		Election Day Voting		Total	
Craig Tipping		4	50.00%	67	37.43%	37	44.05%	108	39.85%
Jason Thomas		4	50.00%	112	62.57%	47	55.95%	163	60.15%
Cast Votes:		8	100.00%	179	100.00%	84	100.00%	271	100.00%
Undervotes:		1		9		3		13	
Overvotes:		0		0		0		0	

**Mansfield Independent School District Trustee, Place 4**

Choice	Party	Absentee Voting		Early Voting		Election Day Voting		Total	
Ana-Alicia Horn		8	100.00%	135	75.00%	44	53.01%	187	69.00%
Keziah Valdes Farrar		0	0.00%	45	25.00%	39	46.99%	84	31.00%
Cast Votes:		8	100.00%	180	100.00%	83	100.00%	271	100.00%
Undervotes:		1		8		4		13	
Overvotes:		0		0		0		0	

**Mansfield Independent School District Trustee, Place 5**

Choice	Party	Absentee Voting		Early Voting		Election Day Voting		Total	
Bianca Benavides Anderson		0	0.00%	68	37.99%	38	45.78%	106	39.26%
Jesse Cannon II		8	100.00%	111	62.01%	45	54.22%	164	60.74%
Cast Votes:		8	100.00%	179	100.00%	83	100.00%	270	100.00%
Undervotes:		1		9		4		14	
Overvotes:		0		0		0		0	

**Mansfield Independent School District Precinct**

0525

Run Time 2:21 PM

Run Date 05/12/2025

**Tarrant County**

Joint General and Special Elections

5/3/2025

Page 33

**Official Results**

Registered Voters

12922 of 109579 = 11.79%

**2548**

383 of 1,665 registered voters = 23.00%

**Mansfield Independent School District Trustee, Place 3**

Choice	Party	Absentee Voting		Early Voting		Election Day Voting		Total	
Craig Tipping		1	20.00%	152	57.36%	53	56.99%	206	56.75%
Jason Thomas		4	80.00%	113	42.64%	40	43.01%	157	43.25%
Cast Votes:		5	100.00%	265	100.00%	93	100.00%	363	100.00%
Undervotes:		2		10		8		20	
Overvotes:		0		0		0		0	

**Mansfield Independent School District Trustee, Place 4**

Choice	Party	Absentee Voting		Early Voting		Election Day Voting		Total	
Ana-Alicia Horn		6	85.71%	118	44.36%	47	49.47%	171	46.47%
Keziah Valdes Farrar		1	14.29%	148	55.64%	48	50.53%	197	53.53%
Cast Votes:		7	100.00%	266	100.00%	95	100.00%	368	100.00%
Undervotes:		0		9		6		15	
Overvotes:		0		0		0		0	

**Mansfield Independent School District Trustee, Place 5**

Choice	Party	Absentee Voting		Early Voting		Election Day Voting		Total	
Bianca Benavides Anderson		2	33.33%	140	54.47%	48	53.93%	190	53.98%
Jesse Cannon II		4	66.67%	117	45.53%	41	46.07%	162	46.02%
Cast Votes:		6	100.00%	257	100.00%	89	100.00%	352	100.00%
Undervotes:		1		18		12		31	
Overvotes:		0		0		0		0	

**Mansfield Independent School District Precinct**

0525

Run Time 2:21 PM

Run Date 05/12/2025

**Tarrant County**

Joint General and Special Elections

5/3/2025

Page 34

**Official Results**

Registered Voters

12922 of 109579 = 11.79%

**2553**

17 of 453 registered voters = 3.75%

**Mansfield Independent School District Trustee, Place 3**

Choice	Party	Absentee Voting		Early Voting		Election Day Voting		Total	
Craig Tipping		0	0.00%	3	23.08%	3	100.00%	6	37.50%
Jason Thomas		0	0.00%	10	76.92%	0	0.00%	10	62.50%
Cast Votes:		0	0.00%	13	100.00%	3	100.00%	16	100.00%
Undervotes:		0		1		0		1	
Overvotes:		0		0		0		0	

**Mansfield Independent School District Trustee, Place 4**

Choice	Party	Absentee Voting		Early Voting		Election Day Voting		Total	
Ana-Alicia Horn		0	0.00%	13	92.86%	2	66.67%	15	88.24%
Keziah Valdes Farrar		0	0.00%	1	7.14%	1	33.33%	2	11.76%
Cast Votes:		0	0.00%	14	100.00%	3	100.00%	17	100.00%
Undervotes:		0		0		0		0	
Overvotes:		0		0		0		0	

**Mansfield Independent School District Trustee, Place 5**

Choice	Party	Absentee Voting		Early Voting		Election Day Voting		Total	
Bianca Benavides Anderson		0	0.00%	3	21.43%	3	100.00%	6	35.29%
Jesse Cannon II		0	0.00%	11	78.57%	0	0.00%	11	64.71%
Cast Votes:		0	0.00%	14	100.00%	3	100.00%	17	100.00%
Undervotes:		0		0		0		0	
Overvotes:		0		0		0		0	

**Mansfield Independent School District Precinct**

0525

Run Time 2:21 PM

Run Date 05/12/2025

**Tarrant County**

Joint General and Special Elections

5/3/2025

Page 35

**Official Results**

Registered Voters

12922 of 109579 = 11.79%

**2557**

104 of 1,431 registered voters = 7.27%

**Mansfield Independent School District Trustee, Place 3**

Choice	Party	Absentee Voting		Early Voting		Election Day Voting		Total	
Craig Tipping		0	0.00%	11	18.03%	7	17.50%	18	17.82%
Jason Thomas		0	0.00%	50	81.97%	33	82.50%	83	82.18%
Cast Votes:		0	0.00%	61	100.00%	40	100.00%	101	100.00%
Undervotes:		0		0		3		3	
Overvotes:		0		0		0		0	

**Mansfield Independent School District Trustee, Place 4**

Choice	Party	Absentee Voting		Early Voting		Election Day Voting		Total	
Ana-Alicia Horn		0	0.00%	54	88.52%	32	80.00%	86	85.15%
Keziah Valdes Farrar		0	0.00%	7	11.48%	8	20.00%	15	14.85%
Cast Votes:		0	0.00%	61	100.00%	40	100.00%	101	100.00%
Undervotes:		0		0		3		3	
Overvotes:		0		0		0		0	

**Mansfield Independent School District Trustee, Place 5**

Choice	Party	Absentee Voting		Early Voting		Election Day Voting		Total	
Bianca Benavides Anderson		0	0.00%	13	21.31%	8	19.51%	21	20.59%
Jesse Cannon II		0	0.00%	48	78.69%	33	80.49%	81	79.41%
Cast Votes:		0	0.00%	61	100.00%	41	100.00%	102	100.00%
Undervotes:		0		0		2		2	
Overvotes:		0		0		0		0	

**Mansfield Independent School District Precinct**

0525

Run Time 2:21 PM

Run Date 05/12/2025

**Tarrant County**

Joint General and Special Elections

5/3/2025

Page 36

**Official Results**

Registered Voters

12922 of 109579 = 11.79%

**2581**

113 of 2,598 registered voters = 4.35%

**Mansfield Independent School District Trustee, Place 3**

Choice	Party	Absentee Voting		Early Voting		Election Day Voting		Total	
Craig Tipping		0	0.00%	13	22.41%	12	25.53%	25	23.81%
Jason Thomas		0	0.00%	45	77.59%	35	74.47%	80	76.19%
Cast Votes:		0	0.00%	58	100.00%	47	100.00%	105	100.00%
Undervotes:		1		4		3		8	
Overvotes:		0		0		0		0	

**Mansfield Independent School District Trustee, Place 4**

Choice	Party	Absentee Voting		Early Voting		Election Day Voting		Total	
Ana-Alicia Horn		1	100.00%	43	75.44%	34	72.34%	78	74.29%
Keziah Valdes Farrar		0	0.00%	14	24.56%	13	27.66%	27	25.71%
Cast Votes:		1	100.00%	57	100.00%	47	100.00%	105	100.00%
Undervotes:		0		5		3		8	
Overvotes:		0		0		0		0	

**Mansfield Independent School District Trustee, Place 5**

Choice	Party	Absentee Voting		Early Voting		Election Day Voting		Total	
Bianca Benavides Anderson		1	100.00%	15	25.86%	16	34.04%	32	30.19%
Jesse Cannon II		0	0.00%	43	74.14%	31	65.96%	74	69.81%
Cast Votes:		1	100.00%	58	100.00%	47	100.00%	106	100.00%
Undervotes:		0		4		3		7	
Overvotes:		0		0		0		0	

**Mansfield Independent School District Precinct**

0525

Run Time 2:21 PM

Run Date 05/12/2025

**Tarrant County**

Joint General and Special Elections

5/3/2025

Page 37

**Official Results**

Registered Voters

12922 of 109579 = 11.79%

**2612**

0 of 0 registered voters = 0.00%

**Mansfield Independent School District Trustee, Place 3**

Choice	Party	Absentee Voting		Early Voting		Election Day Voting		Total	
Craig Tipping		0	0.00%	0	0.00%	0	0.00%	0	0.00%
Jason Thomas		0	0.00%	0	0.00%	0	0.00%	0	0.00%
	Cast Votes:	0	0.00%	0	0.00%	0	0.00%	0	0.00%
	Undervotes:	0		0		0		0	
	Overvotes:	0		0		0		0	

**Mansfield Independent School District Trustee, Place 4**

Choice	Party	Absentee Voting		Early Voting		Election Day Voting		Total	
Ana-Alicia Horn		0	0.00%	0	0.00%	0	0.00%	0	0.00%
Keziah Valdes Farrar		0	0.00%	0	0.00%	0	0.00%	0	0.00%
	Cast Votes:	0	0.00%	0	0.00%	0	0.00%	0	0.00%
	Undervotes:	0		0		0		0	
	Overvotes:	0		0		0		0	

**Mansfield Independent School District Trustee, Place 5**

Choice	Party	Absentee Voting		Early Voting		Election Day Voting		Total	
Bianca Benavides Anderson		0	0.00%	0	0.00%	0	0.00%	0	0.00%
Jesse Cannon II		0	0.00%	0	0.00%	0	0.00%	0	0.00%
	Cast Votes:	0	0.00%	0	0.00%	0	0.00%	0	0.00%
	Undervotes:	0		0		0		0	
	Overvotes:	0		0		0		0	

**Mansfield Independent School District Precinct**

0525

Run Time 2:21 PM

Run Date 05/12/2025

**Tarrant County**

Joint General and Special Elections

5/3/2025

Page 38

**Official Results**

Registered Voters

12922 of 109579 = 11.79%

**2613**

127 of 2,437 registered voters = 5.21%

**Mansfield Independent School District Trustee, Place 3**

Choice	Party	Absentee Voting		Early Voting		Election Day Voting		Total	
Craig Tipping		1	33.33%	15	18.99%	9	23.08%	25	20.66%
Jason Thomas		2	66.67%	64	81.01%	30	76.92%	96	79.34%
Cast Votes:		3	100.00%	79	100.00%	39	100.00%	121	100.00%
Undervotes:		0		1		5		6	
Overvotes:		0		0		0		0	

**Mansfield Independent School District Trustee, Place 4**

Choice	Party	Absentee Voting		Early Voting		Election Day Voting		Total	
Ana-Alicia Horn		3	100.00%	66	82.50%	33	82.50%	102	82.93%
Keziah Valdes Farrar		0	0.00%	14	17.50%	7	17.50%	21	17.07%
Cast Votes:		3	100.00%	80	100.00%	40	100.00%	123	100.00%
Undervotes:		0		0		4		4	
Overvotes:		0		0		0		0	

**Mansfield Independent School District Trustee, Place 5**

Choice	Party	Absentee Voting		Early Voting		Election Day Voting		Total	
Bianca Benavides Anderson		1	33.33%	17	21.25%	12	30.77%	30	24.59%
Jesse Cannon II		2	66.67%	63	78.75%	27	69.23%	92	75.41%
Cast Votes:		3	100.00%	80	100.00%	39	100.00%	122	100.00%
Undervotes:		0		0		5		5	
Overvotes:		0		0		0		0	

**Mansfield Independent School District Precinct**

0525

Run Time 2:21 PM

Run Date 05/12/2025

**Tarrant County**

Joint General and Special Elections

5/3/2025

Page 39

**Official Results**

Registered Voters

12922 of 109579 = 11.79%

**2614**

130 of 513 registered voters = 25.34%

**Mansfield Independent School District Trustee, Place 3**

Choice	Party	Absentee Voting		Early Voting		Election Day Voting		Total	
Craig Tipping		0	0.00%	29	29.90%	9	32.14%	38	30.40%
Jason Thomas		0	0.00%	68	70.10%	19	67.86%	87	69.60%
Cast Votes:		0	0.00%	97	100.00%	28	100.00%	125	100.00%
Undervotes:		0		5		0		5	
Overvotes:		0		0		0		0	

**Mansfield Independent School District Trustee, Place 4**

Choice	Party	Absentee Voting		Early Voting		Election Day Voting		Total	
Ana-Alicia Horn		0	0.00%	72	74.23%	17	60.71%	89	71.20%
Keziah Valdes Farrar		0	0.00%	25	25.77%	11	39.29%	36	28.80%
Cast Votes:		0	0.00%	97	100.00%	28	100.00%	125	100.00%
Undervotes:		0		5		0		5	
Overvotes:		0		0		0		0	

**Mansfield Independent School District Trustee, Place 5**

Choice	Party	Absentee Voting		Early Voting		Election Day Voting		Total	
Bianca Benavides Anderson		0	0.00%	35	35.71%	9	33.33%	44	35.20%
Jesse Cannon II		0	0.00%	63	64.29%	18	66.67%	81	64.80%
Cast Votes:		0	0.00%	98	100.00%	27	100.00%	125	100.00%
Undervotes:		0		4		1		5	
Overvotes:		0		0		0		0	

**Mansfield Independent School District Precinct**

0525

Run Time 2:21 PM

Run Date 05/12/2025

**Tarrant County**

Joint General and Special Elections

5/3/2025

Page 40

**Official Results**

Registered Voters

12922 of 109579 = 11.79%

**2618**

17 of 51 registered voters = 33.33%

**Mansfield Independent School District Trustee, Place 3**

Choice	Party	Absentee Voting		Early Voting		Election Day Voting		Total	
Craig Tipping		0	0.00%	0	0.00%	2	18.18%	2	11.76%
Jason Thomas		0	0.00%	6	100.00%	9	81.82%	15	88.24%
	Cast Votes:	0	0.00%	6	100.00%	11	100.00%	17	100.00%
	Undervotes:	0		0		0		0	
	Overvotes:	0		0		0		0	

**Mansfield Independent School District Trustee, Place 4**

Choice	Party	Absentee Voting		Early Voting		Election Day Voting		Total	
Ana-Alicia Horn		0	0.00%	6	100.00%	6	54.55%	12	70.59%
Keziah Valdes Farrar		0	0.00%	0	0.00%	5	45.45%	5	29.41%
	Cast Votes:	0	0.00%	6	100.00%	11	100.00%	17	100.00%
	Undervotes:	0		0		0		0	
	Overvotes:	0		0		0		0	

**Mansfield Independent School District Trustee, Place 5**

Choice	Party	Absentee Voting		Early Voting		Election Day Voting		Total	
Bianca Benavides Anderson		0	0.00%	0	0.00%	3	27.27%	3	17.65%
Jesse Cannon II		0	0.00%	6	100.00%	8	72.73%	14	82.35%
	Cast Votes:	0	0.00%	6	100.00%	11	100.00%	17	100.00%
	Undervotes:	0		0		0		0	
	Overvotes:	0		0		0		0	

**Mansfield Independent School District Precinct**

0525

Run Time 2:21 PM

Run Date 05/12/2025

**Tarrant County**

Joint General and Special Elections

5/3/2025

Page 41

**Official Results**

Registered Voters

12922 of 109579 = 11.79%

**2635**

30 of 741 registered voters = 4.05%

**Mansfield Independent School District Trustee, Place 3**

Choice	Party	Absentee Voting		Early Voting		Election Day Voting		Total	
Craig Tipping		0	0.00%	2	14.29%	2	12.50%	4	13.33%
Jason Thomas		0	0.00%	12	85.71%	14	87.50%	26	86.67%
Cast Votes:		0	0.00%	14	100.00%	16	100.00%	30	100.00%
Undervotes:		0		0		0		0	
Overvotes:		0		0		0		0	

**Mansfield Independent School District Trustee, Place 4**

Choice	Party	Absentee Voting		Early Voting		Election Day Voting		Total	
Ana-Alicia Horn		0	0.00%	8	57.14%	12	75.00%	20	66.67%
Keziah Valdes Farrar		0	0.00%	6	42.86%	4	25.00%	10	33.33%
Cast Votes:		0	0.00%	14	100.00%	16	100.00%	30	100.00%
Undervotes:		0		0		0		0	
Overvotes:		0		0		0		0	

**Mansfield Independent School District Trustee, Place 5**

Choice	Party	Absentee Voting		Early Voting		Election Day Voting		Total	
Bianca Benavides Anderson		0	0.00%	5	35.71%	7	43.75%	12	40.00%
Jesse Cannon II		0	0.00%	9	64.29%	9	56.25%	18	60.00%
Cast Votes:		0	0.00%	14	100.00%	16	100.00%	30	100.00%
Undervotes:		0		0		0		0	
Overvotes:		0		0		0		0	

**Mansfield Independent School District Precinct**

0525

Run Time 2:21 PM

Run Date 05/12/2025

**Tarrant County**

Joint General and Special Elections

5/3/2025

Page 42

**Official Results**

Registered Voters

12922 of 109579 = 11.79%

**2636**

378 of 3,172 registered voters = 11.92%

**Mansfield Independent School District Trustee, Place 3**

Choice	Party	Absentee Voting		Early Voting		Election Day Voting		Total	
Craig Tipping		1	20.00%	120	52.40%	67	56.30%	188	53.26%
Jason Thomas		4	80.00%	109	47.60%	52	43.70%	165	46.74%
Cast Votes:		5	100.00%	229	100.00%	119	100.00%	353	100.00%
Undervotes:		0		17		8		25	
Overvotes:		0		0		0		0	

**Mansfield Independent School District Trustee, Place 4**

Choice	Party	Absentee Voting		Early Voting		Election Day Voting		Total	
Ana-Alicia Horn		2	40.00%	117	50.65%	68	57.14%	187	52.68%
Keziah Valdes Farrar		3	60.00%	114	49.35%	51	42.86%	168	47.32%
Cast Votes:		5	100.00%	231	100.00%	119	100.00%	355	100.00%
Undervotes:		0		15		8		23	
Overvotes:		0		0		0		0	

**Mansfield Independent School District Trustee, Place 5**

Choice	Party	Absentee Voting		Early Voting		Election Day Voting		Total	
Bianca Benavides Anderson		2	40.00%	118	52.21%	60	52.17%	180	52.02%
Jesse Cannon II		3	60.00%	108	47.79%	55	47.83%	166	47.98%
Cast Votes:		5	100.00%	226	100.00%	115	100.00%	346	100.00%
Undervotes:		0		20		12		32	
Overvotes:		0		0		0		0	

**Mansfield Independent School District Precinct**

0525

Run Time 2:21 PM

Run Date 05/12/2025

**Tarrant County**

Joint General and Special Elections

5/3/2025

Page 43

**Official Results**

Registered Voters

12922 of 109579 = 11.79%

**2643**

309 of 1,560 registered voters = 19.81%

**Mansfield Independent School District Trustee, Place 3**

Choice	Party	Absentee Voting		Early Voting		Election Day Voting		Total	
Craig Tipping		0	0.00%	58	27.23%	31	43.06%	89	31.23%
Jason Thomas		0	0.00%	155	72.77%	41	56.94%	196	68.77%
Cast Votes:		0	0.00%	213	100.00%	72	100.00%	285	100.00%
Undervotes:		0		15		9		24	
Overvotes:		0		0		0		0	

**Mansfield Independent School District Trustee, Place 4**

Choice	Party	Absentee Voting		Early Voting		Election Day Voting		Total	
Ana-Alicia Horn		0	0.00%	153	71.50%	54	72.00%	207	71.63%
Keziah Valdes Farrar		0	0.00%	61	28.50%	21	28.00%	82	28.37%
Cast Votes:		0	0.00%	214	100.00%	75	100.00%	289	100.00%
Undervotes:		0		14		6		20	
Overvotes:		0		0		0		0	

**Mansfield Independent School District Trustee, Place 5**

Choice	Party	Absentee Voting		Early Voting		Election Day Voting		Total	
Bianca Benavides Anderson		0	0.00%	60	28.57%	29	38.16%	89	31.12%
Jesse Cannon II		0	0.00%	150	71.43%	47	61.84%	197	68.88%
Cast Votes:		0	0.00%	210	100.00%	76	100.00%	286	100.00%
Undervotes:		0		18		5		23	
Overvotes:		0		0		0		0	

**Mansfield Independent School District Precinct**

0525

Run Time 2:21 PM

Run Date 05/12/2025

**Tarrant County**

Joint General and Special Elections

5/3/2025

Page 44

**Official Results**

Registered Voters

12922 of 109579 = 11.79%

**2644**

471 of 4,106 registered voters = 11.47%

**Mansfield Independent School District Trustee, Place 3**

Choice	Party	Absentee Voting		Early Voting		Election Day Voting		Total	
Craig Tipping		0	0.00%	43	14.10%	30	19.61%	73	15.94%
Jason Thomas		0	0.00%	262	85.90%	123	80.39%	385	84.06%
Cast Votes:		0	0.00%	305	100.00%	153	100.00%	458	100.00%
Undervotes:		0		11		2		13	
Overvotes:		0		0		0		0	

**Mansfield Independent School District Trustee, Place 4**

Choice	Party	Absentee Voting		Early Voting		Election Day Voting		Total	
Ana-Alicia Horn		0	0.00%	260	83.60%	126	81.82%	386	83.01%
Keziah Valdes Farrar		0	0.00%	51	16.40%	28	18.18%	79	16.99%
Cast Votes:		0	0.00%	311	100.00%	154	100.00%	465	100.00%
Undervotes:		0		5		1		6	
Overvotes:		0		0		0		0	

**Mansfield Independent School District Trustee, Place 5**

Choice	Party	Absentee Voting		Early Voting		Election Day Voting		Total	
Bianca Benavides Anderson		0	0.00%	59	19.09%	33	21.57%	92	19.91%
Jesse Cannon II		0	0.00%	250	80.91%	120	78.43%	370	80.09%
Cast Votes:		0	0.00%	309	100.00%	153	100.00%	462	100.00%
Undervotes:		0		7		2		9	
Overvotes:		0		0		0		0	

**Mansfield Independent School District Precinct**

0525

Run Time 2:21 PM

Run Date 05/12/2025

**Tarrant County**

Joint General and Special Elections

5/3/2025

Page 45

**Official Results**

Registered Voters

12922 of 109579 = 11.79%

**2645**

538 of 2,218 registered voters = 24.26%

**Mansfield Independent School District Trustee, Place 3**

Choice	Party	Absentee Voting		Early Voting		Election Day Voting		Total	
Craig Tipping		2	50.00%	217	56.36%	85	63.43%	304	58.13%
Jason Thomas		2	50.00%	168	43.64%	49	36.57%	219	41.87%
Cast Votes:		4	100.00%	385	100.00%	134	100.00%	523	100.00%
Undervotes:		0		7		8		15	
Overvotes:		0		0		0		0	

**Mansfield Independent School District Trustee, Place 4**

Choice	Party	Absentee Voting		Early Voting		Election Day Voting		Total	
Ana-Alicia Horn		2	50.00%	181	47.38%	52	37.96%	235	44.93%
Keziah Valdes Farrar		2	50.00%	201	52.62%	85	62.04%	288	55.07%
Cast Votes:		4	100.00%	382	100.00%	137	100.00%	523	100.00%
Undervotes:		0		10		5		15	
Overvotes:		0		0		0		0	

**Mansfield Independent School District Trustee, Place 5**

Choice	Party	Absentee Voting		Early Voting		Election Day Voting		Total	
Bianca Benavides Anderson		2	50.00%	195	51.18%	65	51.59%	262	51.27%
Jesse Cannon II		2	50.00%	186	48.82%	61	48.41%	249	48.73%
Cast Votes:		4	100.00%	381	100.00%	126	100.00%	511	100.00%
Undervotes:		0		11		16		27	
Overvotes:		0		0		0		0	

**Mansfield Independent School District Precinct**

0525

Run Time 2:21 PM

Run Date 05/12/2025

**Tarrant County**

Joint General and Special Elections

5/3/2025

Page 46

**Official Results**

Registered Voters

12922 of 109579 = 11.79%

**2697**

668 of 3,482 registered voters = 19.18%

**Mansfield Independent School District Trustee, Place 3**

Choice	Party	Absentee Voting		Early Voting		Election Day Voting		Total	
Craig Tipping		2	66.67%	170	34.84%	46	34.33%	218	34.88%
Jason Thomas		1	33.33%	318	65.16%	88	65.67%	407	65.12%
Cast Votes:		3	100.00%	488	100.00%	134	100.00%	625	100.00%
Undervotes:		0		31		12		43	
Overvotes:		0		0		0		0	

**Mansfield Independent School District Trustee, Place 4**

Choice	Party	Absentee Voting		Early Voting		Election Day Voting		Total	
Ana-Alicia Horn		2	66.67%	318	65.03%	93	68.38%	413	65.76%
Keziah Valdes Farrar		1	33.33%	171	34.97%	43	31.62%	215	34.24%
Cast Votes:		3	100.00%	489	100.00%	136	100.00%	628	100.00%
Undervotes:		0		30		10		40	
Overvotes:		0		0		0		0	

**Mansfield Independent School District Trustee, Place 5**

Choice	Party	Absentee Voting		Early Voting		Election Day Voting		Total	
Bianca Benavides Anderson		2	66.67%	193	40.04%	50	35.71%	245	39.20%
Jesse Cannon II		1	33.33%	289	59.96%	90	64.29%	380	60.80%
Cast Votes:		3	100.00%	482	100.00%	140	100.00%	625	100.00%
Undervotes:		0		37		6		43	
Overvotes:		0		0		0		0	

**Mansfield Independent School District Precinct**

0525

Run Time 2:21 PM

Run Date 05/12/2025

**Tarrant County**

Joint General and Special Elections

5/3/2025

Page 47

**Official Results**

Registered Voters

12922 of 109579 = 11.79%

**2699**

434 of 4,261 registered voters = 10.19%

**Mansfield Independent School District Trustee, Place 3**

Choice	Party	Absentee Voting		Early Voting		Election Day Voting		Total	
Craig Tipping		2	33.33%	53	20.62%	35	21.47%	90	21.13%
Jason Thomas		4	66.67%	204	79.38%	128	78.53%	336	78.87%
Cast Votes:		6	100.00%	257	100.00%	163	100.00%	426	100.00%
Undervotes:		0		6		2		8	
Overvotes:		0		0		0		0	

**Mansfield Independent School District Trustee, Place 4**

Choice	Party	Absentee Voting		Early Voting		Election Day Voting		Total	
Ana-Alicia Horn		5	83.33%	199	77.43%	123	74.55%	327	76.40%
Keziah Valdes Farrar		1	16.67%	58	22.57%	42	25.45%	101	23.60%
Cast Votes:		6	100.00%	257	100.00%	165	100.00%	428	100.00%
Undervotes:		0		6		0		6	
Overvotes:		0		0		0		0	

**Mansfield Independent School District Trustee, Place 5**

Choice	Party	Absentee Voting		Early Voting		Election Day Voting		Total	
Bianca Benavides Anderson		1	16.67%	56	21.79%	43	26.71%	100	23.58%
Jesse Cannon II		5	83.33%	201	78.21%	118	73.29%	324	76.42%
Cast Votes:		6	100.00%	257	100.00%	161	100.00%	424	100.00%
Undervotes:		0		6		4		10	
Overvotes:		0		0		0		0	

**Mansfield Independent School District Precinct**

0525

Run Time 2:21 PM

Run Date 05/12/2025

**Tarrant County**

Joint General and Special Elections

5/3/2025

Page 48

**Official Results**

**Registered Voters**

12922 of 109579 = 11.79%

**2708**

416 of 1,842 registered voters = 22.58%

**Mansfield Independent School District Trustee, Place 3**

Choice	Party	Absentee Voting		Early Voting		Election Day Voting		Total	
Craig Tipping		2	66.67%	108	35.76%	29	32.22%	139	35.19%
Jason Thomas		1	33.33%	194	64.24%	61	67.78%	256	64.81%
Cast Votes:		3	100.00%	302	100.00%	90	100.00%	395	100.00%
Undervotes:		1		19		1		21	
Overvotes:		0		0		0		0	

**Mansfield Independent School District Trustee, Place 4**

Choice	Party	Absentee Voting		Early Voting		Election Day Voting		Total	
Ana-Alicia Horn		1	33.33%	206	66.45%	53	59.55%	260	64.68%
Keziah Valdes Farrar		2	66.67%	104	33.55%	36	40.45%	142	35.32%
Cast Votes:		3	100.00%	310	100.00%	89	100.00%	402	100.00%
Undervotes:		1		11		2		14	
Overvotes:		0		0		0		0	

**Mansfield Independent School District Trustee, Place 5**

Choice	Party	Absentee Voting		Early Voting		Election Day Voting		Total	
Bianca Benavides Anderson		1	33.33%	106	34.42%	27	30.68%	134	33.58%
Jesse Cannon II		2	66.67%	202	65.58%	61	69.32%	265	66.42%
Cast Votes:		3	100.00%	308	100.00%	88	100.00%	399	100.00%
Undervotes:		1		13		3		17	
Overvotes:		0		0		0		0	

**Mansfield Independent School District Precinct**

0525

Run Time 2:21 PM

Run Date 05/12/2025

**Tarrant County**

Joint General and Special Elections

5/3/2025

Page 49

**Official Results**

Registered Voters

12922 of 109579 = 11.79%

**2712**

465 of 3,160 registered voters = 14.72%

**Mansfield Independent School District Trustee, Place 3**

Choice	Party	Absentee Voting		Early Voting		Election Day Voting		Total	
Craig Tipping		1	50.00%	153	47.81%	54	49.54%	208	48.26%
Jason Thomas		1	50.00%	167	52.19%	55	50.46%	223	51.74%
Cast Votes:		2	100.00%	320	100.00%	109	100.00%	431	100.00%
Undervotes:		0		28		6		34	
Overvotes:		0		0		0		0	

**Mansfield Independent School District Trustee, Place 4**

Choice	Party	Absentee Voting		Early Voting		Election Day Voting		Total	
Ana-Alicia Horn		2	100.00%	194	60.44%	66	60.55%	262	60.65%
Keziah Valdes Farrar		0	0.00%	127	39.56%	43	39.45%	170	39.35%
Cast Votes:		2	100.00%	321	100.00%	109	100.00%	432	100.00%
Undervotes:		0		27		6		33	
Overvotes:		0		0		0		0	

**Mansfield Independent School District Trustee, Place 5**

Choice	Party	Absentee Voting		Early Voting		Election Day Voting		Total	
Bianca Benavides Anderson		0	0.00%	144	45.28%	46	41.82%	190	44.19%
Jesse Cannon II		2	100.00%	174	54.72%	64	58.18%	240	55.81%
Cast Votes:		2	100.00%	318	100.00%	110	100.00%	430	100.00%
Undervotes:		0		30		5		35	
Overvotes:		0		0		0		0	

**Mansfield Independent School District Precinct**

0525

Run Time 2:21 PM

Run Date 05/12/2025

**Tarrant County**

Joint General and Special Elections

5/3/2025

Page 50

**Official Results**

Registered Voters

12922 of 109579 = 11.79%

**2721**

0 of 0 registered voters = 0.00%

**Mansfield Independent School District Trustee, Place 3**

Choice	Party	Absentee Voting		Early Voting		Election Day Voting		Total	
Craig Tipping		0	0.00%	0	0.00%	0	0.00%	0	0.00%
Jason Thomas		0	0.00%	0	0.00%	0	0.00%	0	0.00%
	Cast Votes:	0	0.00%	0	0.00%	0	0.00%	0	0.00%
	Undervotes:	0		0		0		0	
	Overvotes:	0		0		0		0	

**Mansfield Independent School District Trustee, Place 4**

Choice	Party	Absentee Voting		Early Voting		Election Day Voting		Total	
Ana-Alicia Horn		0	0.00%	0	0.00%	0	0.00%	0	0.00%
Keziah Valdes Farrar		0	0.00%	0	0.00%	0	0.00%	0	0.00%
	Cast Votes:	0	0.00%	0	0.00%	0	0.00%	0	0.00%
	Undervotes:	0		0		0		0	
	Overvotes:	0		0		0		0	

**Mansfield Independent School District Trustee, Place 5**

Choice	Party	Absentee Voting		Early Voting		Election Day Voting		Total	
Bianca Benavides Anderson		0	0.00%	0	0.00%	0	0.00%	0	0.00%
Jesse Cannon II		0	0.00%	0	0.00%	0	0.00%	0	0.00%
	Cast Votes:	0	0.00%	0	0.00%	0	0.00%	0	0.00%
	Undervotes:	0		0		0		0	
	Overvotes:	0		0		0		0	

**Mansfield Independent School District Precinct**

0525

Run Time 2:21 PM

Run Date 05/12/2025

**Tarrant County**

Joint General and Special Elections

5/3/2025

Page 51

**Official Results**

Registered Voters

12922 of 109579 = 11.79%

**2726**

15 of 382 registered voters = 3.93%

**Mansfield Independent School District Trustee, Place 3**

Choice	Party	Absentee Voting		Early Voting		Election Day Voting		Total	
Craig Tipping		0	0.00%	3	37.50%	2	28.57%	5	33.33%
Jason Thomas		0	0.00%	5	62.50%	5	71.43%	10	66.67%
Cast Votes:		0	0.00%	8	100.00%	7	100.00%	15	100.00%
Undervotes:		0		0		0		0	
Overvotes:		0		0		0		0	

**Mansfield Independent School District Trustee, Place 4**

Choice	Party	Absentee Voting		Early Voting		Election Day Voting		Total	
Ana-Alicia Horn		0	0.00%	5	62.50%	3	42.86%	8	53.33%
Keziah Valdes Farrar		0	0.00%	3	37.50%	4	57.14%	7	46.67%
Cast Votes:		0	0.00%	8	100.00%	7	100.00%	15	100.00%
Undervotes:		0		0		0		0	
Overvotes:		0		0		0		0	

**Mansfield Independent School District Trustee, Place 5**

Choice	Party	Absentee Voting		Early Voting		Election Day Voting		Total	
Bianca Benavides Anderson		0	0.00%	4	50.00%	2	28.57%	6	40.00%
Jesse Cannon II		0	0.00%	4	50.00%	5	71.43%	9	60.00%
Cast Votes:		0	0.00%	8	100.00%	7	100.00%	15	100.00%
Undervotes:		0		0		0		0	
Overvotes:		0		0		0		0	

**Mansfield Independent School District Precinct**

0525

Run Time 2:21 PM

Run Date 05/12/2025

**Tarrant County**

Joint General and Special Elections

5/3/2025

Page 52

**Official Results**

Registered Voters

12922 of 109579 = 11.79%

**2731**

144 of 2,469 registered voters = 5.83%

**Mansfield Independent School District Trustee, Place 3**

Choice	Party	Absentee Voting		Early Voting		Election Day Voting		Total	
Craig Tipping		0	0.00%	17	17.53%	11	27.50%	28	20.44%
Jason Thomas		0	0.00%	80	82.47%	29	72.50%	109	79.56%
Cast Votes:		0	0.00%	97	100.00%	40	100.00%	137	100.00%
Undervotes:		0		4		3		7	
Overvotes:		0		0		0		0	

**Mansfield Independent School District Trustee, Place 4**

Choice	Party	Absentee Voting		Early Voting		Election Day Voting		Total	
Ana-Alicia Horn		0	0.00%	79	80.61%	27	65.85%	106	76.26%
Keziah Valdes Farrar		0	0.00%	19	19.39%	14	34.15%	33	23.74%
Cast Votes:		0	0.00%	98	100.00%	41	100.00%	139	100.00%
Undervotes:		0		3		2		5	
Overvotes:		0		0		0		0	

**Mansfield Independent School District Trustee, Place 5**

Choice	Party	Absentee Voting		Early Voting		Election Day Voting		Total	
Bianca Benavides Anderson		0	0.00%	22	21.78%	12	30.00%	34	24.11%
Jesse Cannon II		0	0.00%	79	78.22%	28	70.00%	107	75.89%
Cast Votes:		0	0.00%	101	100.00%	40	100.00%	141	100.00%
Undervotes:		0		0		3		3	
Overvotes:		0		0		0		0	

**Mansfield Independent School District Precinct**

0525

Run Time 2:21 PM

Run Date 05/12/2025

**Tarrant County**

Joint General and Special Elections

5/3/2025

Page 53

**Official Results**

Registered Voters

12922 of 109579 = 11.79%

**2838**

138 of 2,257 registered voters = 6.11%

**Mansfield Independent School District Trustee, Place 3**

Choice	Party	Absentee Voting		Early Voting		Election Day Voting		Total	
Craig Tipping		0	0.00%	19	21.59%	10	21.74%	29	21.48%
Jason Thomas		1	100.00%	69	78.41%	36	78.26%	106	78.52%
Cast Votes:		1	100.00%	88	100.00%	46	100.00%	135	100.00%
Undervotes:		0		2		1		3	
Overvotes:		0		0		0		0	

**Mansfield Independent School District Trustee, Place 4**

Choice	Party	Absentee Voting		Early Voting		Election Day Voting		Total	
Ana-Alicia Horn		1	100.00%	70	78.65%	38	82.61%	109	80.15%
Keziah Valdes Farrar		0	0.00%	19	21.35%	8	17.39%	27	19.85%
Cast Votes:		1	100.00%	89	100.00%	46	100.00%	136	100.00%
Undervotes:		0		1		1		2	
Overvotes:		0		0		0		0	

**Mansfield Independent School District Trustee, Place 5**

Choice	Party	Absentee Voting		Early Voting		Election Day Voting		Total	
Bianca Benavides Anderson		0	0.00%	16	18.18%	11	23.91%	27	20.00%
Jesse Cannon II		1	100.00%	72	81.82%	35	76.09%	108	80.00%
Cast Votes:		1	100.00%	88	100.00%	46	100.00%	135	100.00%
Undervotes:		0		2		1		3	
Overvotes:		0		0		0		0	

**Mansfield Independent School District Precinct**

0525

Run Time 2:21 PM

Run Date 05/12/2025

**Tarrant County**

Joint General and Special Elections

5/3/2025

Page 54

**Official Results**

Registered Voters

12922 of 109579 = 11.79%

**2843**

436 of 2,512 registered voters = 17.36%

**Mansfield Independent School District Trustee, Place 3**

Choice	Party	Absentee Voting		Early Voting		Election Day Voting		Total	
Craig Tipping		3	100.00%	93	30.90%	45	40.91%	141	34.06%
Jason Thomas		0	0.00%	208	69.10%	65	59.09%	273	65.94%
Cast Votes:		3	100.00%	301	100.00%	110	100.00%	414	100.00%
Undervotes:		0		11		11		22	
Overvotes:		0		0		0		0	

**Mansfield Independent School District Trustee, Place 4**

Choice	Party	Absentee Voting		Early Voting		Election Day Voting		Total	
Ana-Alicia Horn		1	33.33%	202	66.89%	70	61.95%	273	65.31%
Keziah Valdes Farrar		2	66.67%	100	33.11%	43	38.05%	145	34.69%
Cast Votes:		3	100.00%	302	100.00%	113	100.00%	418	100.00%
Undervotes:		0		10		8		18	
Overvotes:		0		0		0		0	

**Mansfield Independent School District Trustee, Place 5**

Choice	Party	Absentee Voting		Early Voting		Election Day Voting		Total	
Bianca Benavides Anderson		3	100.00%	103	34.33%	48	42.86%	154	37.11%
Jesse Cannon II		0	0.00%	197	65.67%	64	57.14%	261	62.89%
Cast Votes:		3	100.00%	300	100.00%	112	100.00%	415	100.00%
Undervotes:		0		12		9		21	
Overvotes:		0		0		0		0	

\*\*\* End of report \*\*\*