



## Regular Meeting Agenda

Diamondhead Education Center  
200 W. Burnsville Parkway  
Burnsville, MN 55337  
March 6, 2014  
6:30 PM

6:00 PM Board Listening Session with Bob VandenBoom and Sandy Sweep

I. Call to Order

- A. Welcome Public
- B. Pledge of Allegiance

II. Business Meeting

- A. Approval of Agenda
- B. Consent Agenda

**Description:** Although Board action is required, it is generally unnecessary to hold discussion on these items. In the event a Board member wishes to discuss an item, that item will be moved for separate consideration.

- 1. Minutes of the Feb. 6, 2014, Board Meeting 3
- 2. Minutes of the March 3, 2014, Board Retreat 5
- 3. Human Resources 6
- 4. Donations and Grants 9
- 5. Payroll, Expenditures, Receipts, and Investments 12
- 6. Budget Analysis 47
- 7. Cancel Regular Board Meeting Scheduled on March 13, 2014 54

III. New Business

- A. Award Bid for the 2014 Pates Stadium Track Surface Replacement Project at Burnsville High School 55

**Speaker(s):** Lisa Rider, executive director of business services

- B. Award Bid for 2014 Pavement Rehabilitation Project at Metcalf Junior High, Sioux Trail Elementary, Gideon Pond Elementary, Sky Oaks Elementary, Nicollet Junior High, Eagle Ridge Junior High and Hidden Valley Elementary. 58

---

District 191 welcomes members of the public to attend Board of Education meetings, work sessions and other public gatherings. However, public participation is allowed only during listening sessions, which are held before regular board meetings. Community members who wish to share their thoughts and opinions on meeting topics should contact the Superintendent's office at 952-707-2005 to schedule a meeting with the Superintendent or member of her leadership team.

<b>Speaker(s):</b> Lisa Rider, executive director of business services	2
C. Award the Base Bid for the Joseph Nicollet Junior High School Door Replacement Project	61
<b>Speaker(s):</b> Lisa Rider, executive director of business services	
D. Award the Base Bid for the Joseph Nicollet Junior High School Toilet Alterations Project to C.M. Construction Company	64
<b>Speaker(s):</b> Lisa Rider, executive director of business services	
E. Receive a Report on the Annual Giving Campaign	67
<b>Speaker(s):</b> Tom Umhoefer, director of Community Education and Michele Starkey, coordinator Burnsville Senior Center and 191 Community Education	
F. Approve FY14 Integration Budget Revision	68
<b>Speaker(s):</b> Cindy Amoroso, assistant superintendent	
G. Receive a Report on the FY 15-17 District Integration Plan and the FY 15-17 Sky Oaks Integration Plan	84
<b>Speaker(s):</b> Cindy Amoroso, assistant superintendent	
IV. Reports	
A. Committees	
B. Student Advisor	
C. Superintendent	
D. Board Members	
V. Adjourn to Board Workshop	
A. Update on Premiums and Rates for FY 15 Employee Benefits	
<b>Speaker(s):</b> Stacey Sovine, executive director of HR and CHS	
B. Teacher Evaluation Process	
<b>Speaker(s):</b> Cindy Amoroso, assistant superintendent and Stacey Sovine, executive director of HR	

**School Board Minutes**  
**INDEPENDENT SCHOOL DISTRICT 191**  
**February 6, 2014**

The meeting of the Board of Education was called to order by Chair Schmid at 6:30 p.m. at the Burnsville High School Senior Campus in the Diamondhead Education Center.

Call to Order

Members present: Directors Sweep, Currier, Hill, Alt and Chair Schmid. Members absent: Directors VandenBoom and Luth. Others in attendance were Superintendent Gothard, Student Advisor Shreedaran, administrators and staff.

Attendance

Schmid welcomed the audience and asked Sweep to lead the Pledge of Allegiance.

Pledge of Allegiance

Moved by Hill, seconded by Sweep, to approve the agenda. Motion carried (5, 0).

Agenda

Moved by Currier, seconded by Alt, to approve the consent agenda.

Consent Agenda

- Minutes of the January 16, 2014, board meeting and closed session.
- Personnel changes for C. Anderson, R. Berget, D. Brandon, B. Burk, K. Durand, M. Grzesiak, A. Moisei, C. Wurtman, C. Michels, K. Musa-Agboneni, B. Wiley, N. Holden, A. Provancha, D. Anderson, S. Czech, P. Kofski, C. Sefkow, K. Aars, E. Kosmalski, S. Koshenina, T. Quam, T. Reilly, C. Schwanke, S. Saloka, D. Larson, J. Babiash, A. Hassan, and J. Pelinka,
- Adopt a resolution to approve and accept donations as presented. A complete list of donations is listed on the district website.
- Schedule a board retreat on Monday, March 3, 2014, from 8:00 a.m. to 4:00 p.m. at the Oak Ridge Conference Center (1 Oak Ridge Drive, Chaska, MN).
- Approve out-of-state travel by Director Currier and Director Luth who will be attending the 74<sup>th</sup> Annual NSBA Conference in New Orleans, LA April 5-7, 2014.
- Approve an extended field trip for Eagle Ridge Junior 9<sup>th</sup> grade students to travel to England June 10-21, 2014.
- Approve change order #4 for the 2013-2014 Burnsville High School Deferred Maintenance Project in the amount of \$28,171.00.

Minutes  
Human  
Resources

Donations

Retreat

Travel by Board  
Members

Extended Field  
Trip  
Change order #4

FY14 General

Motion carried (5, 0).

Moved by Currier, seconded by Sweep, to approve the FY15 General Fund budget plan, pending formal adoption by June 30, 2014. The FY15 General Fund budget plan represents revenues of \$114,990,490 and expenditures of \$120,268,655. After discussion, motion carried (5, 0).

Moved by Sweep, seconded by Alt, to approve the following weather make-up days for all schools: Monday, February 17, 2014; and Wednesday, March 19, 2014. Since the possibility exists of additional inclement weather, Friday, April 18, 2014, would become a regular school day with students if there is another weather-related school closing. Motion carried (5, 0).

Moved by Sweep, seconded by Alt, to approve the proposed revisions and re-adopt the unchanged language in the 2013-2015 collective bargaining agreement with the Burnsville Education Association and ISD 191. Motion carried (5, 0).

Student Advisor Shreedaran gave an oral report.

Superintendent Gothard gave an oral report.

Reports were given by Directors Currier, Sweep, Alt, Hill and Chair Schmid.

Moved by Hill, seconded by Alt, to adjourn at 7:26 p.m. Motion carried (5, 0).

Fund Budget Plan

Schedule School Make-up Days

BEA Collective Bargaining Unit

Reports

Adjourn

	3/6/2014
DeeDee Currier, Clerk	Date Approved

School Board Retreat Minutes  
INDEPENDENT SCHOOL DISTRICT 191  
March 3, 2014

The retreat of the Board of Education was called to order by Chair Schmid at 8:00 a.m. at Oak Ridge Conference Center, 1 Oak Ridge Drive, Chaska, MN 55318.

Call to Order

Members present: Directors Luth, Hill, Currier, Alt, VandenBoom, Sweep and Chair Schmid. Others in attendance were Superintendent Gothard and J. Kenney.

Attendance

The following administrators joined the retreat at 9:30 a.m.: C. Amoroso, S. Corbey, R. Dunn, L. Rider, S. Sovine and T. Umhoefer.

The following topics were discussed:

- Board organization
- Short- and long-term planning

The board retreat adjourned at 4:15 p.m.

\_\_\_\_\_  
DeeDee Currier, clerk

\_\_\_\_\_  
Date Approved

**Burnsville-Eagan-Savage Public Schools  
Independent School District 191  
Human Resources**

TO: Members, Board of Education  
Joe Gothard, Superintendent

FROM: Stacey Sovine, Executive Director of Human Resources

DATE: March 6, 2014

RE: Recommended Personnel Changes

**Administrative  
Resignation**

Robert Nelson -Principal, HB (currently on leave), effective 2/25/14

**Certified  
Appointment**

Cynthia Dorigan-Slette \*Replacement-Long term substitute, Speech Lang.  
Pathologist, 1.0 FTE, ECSE, effective 2/25/14-6/6/14

Alexander Franks -Replacement-Teacher, Tech Ed, 1.0 FTE, MJH,  
effective 2/12/14

Sara Knee \*Replacement-Long term substitute, Math, 1.0 FTE,  
BHS, effective 2/28/14-5/30/14

Nicholas Neibauer \*Replacement-Long term substitute, Math, 1.0 FTE,  
MJH, effective 2/26/14 - 6/6/14

**Leave of Absence**

Rachel Amadio \*Teacher, ERJH, requests a 1.0 FTE general leave of  
absence, effective 2014/15 school year

Laurie Coddington -Teacher (currently on leave), requests a 1.0 FTE  
parental leave of absence, effective 1st semester of  
2014/15 school year, returning to work 1.0 FTE 2nd  
semester 2014/15

Kara Firstbrook -Teacher, HV, requests a 1.0 FTE general leave of  
absence, effective 2014/15 school year

Emilie LeCompte \*Teacher, HV, requests a 1.0 FTE parental leave of  
absence, effective 4/21/14 - 5/20/14

Kari Musa-Agboneni -Teacher (currently on leave), requests a 1.0 FTE  
parental leave of absence, effective 2014/15 school year

Elizabeth Niesen \*Teacher, ECSE, requests a 1.0 FTE parental leave of  
absence, effective 4/14/14 - 6/6/14

Kristina Robertson -Teacher (currently on leave), requests a 1.0 FTE  
general leave of absence, effective 2014/15 school year

\*added to original report  
Burnsville-Eagan-Savage #191  
Board Meeting – 03/06/2014

Hye-Jeong Thompson	-Teacher (currently on leave), requests a 1.0 FTE parental leave special circumstances, effective 2014/15 school year
Jennifer VanOekel	*Teacher, BHS, requests a 1.0 FTE parental leave of absence, effective 4/28/14- 5/30/14
<b><u>Retirement</u></b>	
Patricia Auron	-Teacher, HB, after 31 years in the District, effective 6/6/14
Paul Berge	-Teacher, SO, after 33 years in the District, effective 6/6/14
Dorien Busch	-Teacher, ABE, after 13 years in the District, effective 7/12/14
Patricia Norgaard	-Teacher, SO, after 39 years in the District, effective 6/6/14
Elizabeth Przytarski	-Teacher, SO, after 39 years in the District, effective 6/6/14
<b><u>Return from Leave</u></b>	
Sarah Erickson	-Teacher (currently on leave), requests to return to work 1.0 FTE, effective 2014/15 school year
Shelley Hermes	-Teacher, ERJH, requests to return from a .2 FTE general leave, working 1.0 FTE, effective 2014/15 school year
Molly Holmes	-Teacher, BHS/MJH, requests to return from a .2 FTE general leave of absence, working 1.0 FTE, effective 2014/15 school year
Christine Knutson	-Teacher, Byrne, requests to return from a .5 FTE general leave, working 1.0 FTE, effective 2014/15 school year
Kirsten Larson	-Teacher (currently on leave), requests to return to work 1.0 FTE, effective 2014/15 school year
Tara Nelson	-Teacher, ECSE, requests to return from a .2 FTE parental leave of absence, working 1.0 FTE, effective 2014/15 school year
Corbin Orlenko	-Teacher, VV, requests to return from a .5 FTE general leave, working 1.0 FTE, effective 2014/15 school year
Kathryn Wendling	-Teacher, BHS, requests to return from a .2 FTE parental leave of absence, working 1.0 FTE, effective 2014/15 school year
Susan Zucollo	-Teacher, GP, requests to return from a .5 FTE general leave, working 1.0 FTE, effective 2014/15 school year

**Classified**  
**Appointment**

Julie Kronabetter

-Replacement-Director of Food Services, ASC, 8 hrs/day, 261 days/year, effective 2/19/14

8

Abdulahi Omar

\*Replacement-Cultural Liaison-Somali, 8 hrs/day, BHS, effective 2/28/14

Teresea Sahli

-Replacement-B-Shift Custodian, 8 hrs/day, BHS, effective 2/13/14

Karlie Zeimet

-Replacement-MEA, 7 hrs/day, BHS, effective 2/13/14

**Change in Assignment**

Mary Christensen

\*Assignment changes to EA Level II, 4.5 hrs/day, HV, effective 3/31/14

Robbie Dimberio

-Assignment changes to Lead Custodian, 8 hrs/day, Alternative High School, effective 3/3/14

Glen Older

\*Assignment changes to Lead Custodian, 8 hrs/day, SO, effective 3/3/14

Jonathan Sahli

-Assignment changes to Lead Custodian, 8 hrs/day, MJH, effective 2/11/14

**Rescission of Resignation**

Jennifer Babiash

-TLT Coordinator, District-wide, resignation rescinded effective 2/20/14

**Resignation**

Cynthia Byrnes

\*Federal Programs Coordinator, District-wide, effective 6/30/14



**Agenda II.B.3.  
March 6, 2014**

**To: Members, Board of Education**  
**From: Lisa K. Rider, Executive Director of Business Services**  
**Date: March 6, 2014**  
**Re: Donations**

**RECOMMENDATION: to adopt a resolution to approve and accept the donations as presented.**

---

**RESOLUTION TO APPROVE AND ACCEPT DONATIONS**

**WHEREAS,**

1. School Board Policy 706 establishes guidelines for the acceptance of gifts to the District; and
2. Minnesota Statute 123B.02 states the School Board may receive, for the benefit of the district, bequests, donations, or gifts for any proper purpose and apply the same to the purpose designated; and
3. Minnesota Statute 465.03 states the School Board may accept a gift, grant, or devise of real or personal property only by the adoption of a resolution approved by two-thirds of its members; and
4. Businesses and individuals have submitted donations to the district;

**THEREFORE, BE IT RESOLVED** by the School Board of ISD 191 to approve and accept with appreciation the donations as presented below and to permit their use as designated by the donors.

Moved by: \_\_\_\_\_

Seconded by: \_\_\_\_\_

Members in favor of the motion:

Members opposed:

Whereupon said Resolution was declared duly passed and adopted on March 6, 2014.

\_\_\_\_\_  
Jim Schmid  
Chair - Board of Education

\_\_\_\_\_  
DeeDee Currier  
Clerk – Board of Education

Date Received	Donor	Recipient of donation	Purpose	Donation
2/13/2014	Wells Fargo Foundation	Harriet Bishop Elementary	To help support our students field trip to Eagle Bluff	\$ 75.00
2/12/2014	Kathy Knoblauch	Sioux Trail Elementary	Library books as memorial for Cathy Connolly (retired Sioux Trail-District 191 teacher)	\$ 100.00
2/11/2014	Jerome Melhouse	BrainPower in a Backpack	BrainPower in a Backpack Food	\$ 15.00
2/11/2014	Jerome Melhouse	BrainPower in a Backpack	BrainPower in a Backpack food	\$ 85.00
2/7/2014	R.D. Allcorn	Sioux Trail Elementary		Glass Punch Bowl, scoop, and 12 cups
2/7/2014	Chason Inc	Metcalf Junior High	Co-curricular donation	\$ 96.50
2/7/2014	Jennifer Halko	Eagle Ridge Junior High	Eagle Ridge Graphics - Tech Ed	3 used digital cameras
2/6/2014	Sheryl and Mike Burkhardt	BrainPower in a Backpack	BrainPower in a Backpack food	\$ 50.00
2/6/2014	Ginny McEathron	BrainPower in a Backpack	Must be matched. BrainPower in a Backpack food	\$ 200.00
2/4/2014	Robin Swanson	Hidden Valley Elementary	Wells Fargo Employee Donation. Will be used toward the beautification fund.	\$ 79.95
2/4/2014	Marilyn Carmen	Metcalf Junior High	Provide financial support for the STEM class activities & supplies.	\$ 130.37

2/4/2014	Mariyln and Tom Carmen	Metcalf Junior High	Provide financial support for STEM class activities and or supplies.	\$ 250.00
2/3/2014	Jeanine Kristjanson	BrainPower in a Backpack	BrainPower in a Backpack food	\$ 5.00
2/3/2014	Burnsville Rotary Foundation - Noon Rotary	BrainPower in a Backpack	BrainPower in a Backpack food	\$ 5,000.00
1/31/2014	Brionne Sillman	Eagle Ridge Junior High	General	\$ 57.69
1/31/2014	Kathleen Volner	Eagle Ridge Junior High	General	\$ 180.00
1/31/2014	Janice Swanberg	Eagle Ridge Junior High	General	\$ 36.00
1/31/2014	Nisa Rian	Eagle Ridge Junior High	8.08 Music and 8.07 General	\$ 16.15
1/30/2014	Kelly & Timothy Smalstig	Metcalf Junior High	Drama Club Donation	\$ 100.00
2/27/14	Burnsville Rotary Club	ISD 191	BrainPower in a Backpack	\$3,114.00

Total monetary contributions to accept: **\$9,590.66**



**Agenda II.B.4  
March 6th, 2014**

**TO: Joe Gothard, Superintendent**  
**FROM: Lisa K. Rider, Executive Director of Business Services**  
**DATE: March 6, 2014**  
**RE: January Payroll, Claims and Receipts**

**RECOMMENDATION:** That the Board approves January payroll checks numbered 717553-717590, and Direct Deposit notices numbered 524018-526936, in the net amount of \$3,503,460.92. January & February claims to date represented by checks numbered 429926-430616, 1009240-1009588, and 100900-100907 and wire transfers and adjustments totaling \$14,198,905.90. Also, that the Board accepts January receipts of \$12,887,278.46 and investments for the General Fund, 2012A Alt Facilities, and OPEB of \$52,380,066.06 as of January 31, 2014.

January payroll, wire transfers, claims and receipts have been prepared under the direction of Brady Hoffman, Director of Accounting Services, and are presented for approval by the School Board. I would be glad to answer any questions.

LKR/mw

**INDEPENDENT SCHOOL DISTRICT 191  
FINANCIAL REPORT  
JANUARY 2014**

**Cash Receipts**

Receipts	\$12,887,278.46
Miscellaneous Adjustments	

**TOTAL JANUARY CASH RECEIVED**12,887,278.46**CASH DISBURSEMENTS**

January

Regular Payroll Checks	717553-717590	\$3,503,460.92
Direct Deposit Notices	524018-526936	
Dec Payables previously approved:		\$327,699.24
Jan Claims previously approved:		\$374,129.11

Jan Claims:	429926-430162	\$1,944,620.65
	430246-430321	
	1009240-1009526	
	100900-100907	

Jan Wire Transfers	\$11,533,910.50
Miscellaneous Adjustments	<u>\$6,684.88</u>

**TOTAL JANUARY CASH DISBURSED**17,690,505.30**TOTAL EXPENSES TO BE APPROVED**

Jan Cash Disbursed	\$17,690,505.30
Less: Items Previously Approved	-\$701,828.35

Plus: Jan Payables	430163-430245	\$369,231.80
Checks	460462-430539	

Feb Claims:		
Checks	430322-430461	\$344,458.07
	430540-430616	
	1008527-1009588	

**TOTAL TO BE APPROVED**17,702,366.82

	<u>Money Market</u>	<u>(Original Cost) Investments</u>	<u>Total 1/31/2014</u>
GENERAL FUND	\$1,948,611.09	\$23,977,500.00	\$25,926,111.09
OPEB	\$15,733.02	\$15,234,362.00	\$15,250,095.02
2012A ALT FACILITIES	\$613,959.95	\$10,589,900.00	\$11,203,859.95
	<u>\$2,578,304.06</u>	<u>\$49,801,762.00</u>	<u>\$52,380,066.06</u>

Note: The attached investment reports are provided by our investment advisor, PMA Financial Network, Inc. These reports include our investment and money market balances.



# Total Portfolio Report CAR

As of: 1/31/14

PMA Financial Network, Inc.

2135 CityGate Lane  
7th Floor  
Naperville, Illinois 60563  
Telephone . 630-657-6400  
Facsimile . 630-718-8701

14

## BURNSVILLE ISD 191 / GENERAL FUND

2960

Type	Trans	SEQ	Purchase	Maturity	Instrument	Par-Val/Mat. Val.	Original Cost	Rate
MM					Investment Shares Portfolio	\$1,948,611.09	\$1,948,611.09	
CD	183008	1	2/25/13	2/25/14	ORRSTOWN BANK	\$249,673.95	\$249,300.00	0.150
CDR	183012	1	2/28/13	2/27/14	Reliant Bank	\$241,842.54	\$241,481.25	0.150
CDR	183012	10	2/28/13	2/27/14	IBERIABANK	\$94,592.42	\$94,451.11	0.150
CDR	183012	11	2/28/13	2/27/14	ViewPoint Bank (MHC)	\$80,488.55	\$80,368.31	0.150
CDR	183012	12	2/28/13	2/27/14	Carolina Alliance Bank	\$47,007.09	\$46,936.90	0.150
CDR	183012	2	2/28/13	2/27/14	Meridian Bank	\$241,842.54	\$241,481.25	0.150
CDR	183012	3	2/28/13	2/27/14	NBT Bank, National Association	\$241,842.54	\$241,481.25	0.150
CDR	183012	4	2/28/13	2/27/14	Park National Bank	\$241,842.54	\$241,481.25	0.150
CDR	183012	5	2/28/13	2/27/14	Lorain National Bank	\$241,842.54	\$241,481.25	0.150
CDR	183012	6	2/28/13	2/27/14	Metropolitan Bank	\$241,842.54	\$241,481.25	0.150
CDR	183012	7	2/28/13	2/27/14	Union Bank & Trust Company	\$241,842.54	\$241,481.25	0.150
CDR	183012	8	2/28/13	2/27/14	Union State Bank	\$241,842.54	\$241,481.25	0.150
CDR	183012	9	2/28/13	2/27/14	SpiritBank	\$96,537.90	\$96,393.68	0.150
SEC	29306	1	3/7/13	3/7/14	Synovus Bank Certificate of Deposit	\$249,000.00	\$249,000.00	0.250
TS	184788	1	4/25/13	4/24/14	MN TRUST TERM SERIES	\$5,009,972.61	\$5,000,000.00	0.200
TS	185406	1	5/23/13	5/22/14	MN TRUST TERM SERIES	\$4,758,526.59	\$4,750,000.00	0.180
CD	183007	1	2/25/13	7/29/14	CENTENNIAL BANK / LIBERTY BANK OF ARKANSAS	\$249,554.96	\$249,000.00	0.161
CD	184105	1	3/28/13	7/29/14	METROPOLITAN NATIONAL BANK	\$249,565.56	\$248,900.00	0.200
CD	184106	1	3/28/13	7/29/14	ROCKFORD B&TC	\$249,966.63	\$249,300.00	0.200
CD	184107	1	3/28/13	7/29/14	SONABANK	\$249,966.63	\$249,300.00	0.200
CDR	188325	1	8/1/13	7/31/14	Western Alliance Bank / Alliance Bank of Arizona	\$247,365.32	\$246,922.08	0.180
CDR	188325	10	8/1/13	7/31/14	State Bank & Trust Company	\$247,365.32	\$246,922.08	0.180
CDR	188325	11	8/1/13	7/31/14	Treynor State Bank	\$247,365.32	\$246,922.08	0.180
CDR	188325	12	8/1/13	7/31/14	Independence Bank	\$247,365.32	\$246,922.08	0.180
CDR	188325	13	8/1/13	7/31/14	Southwest National Bank	\$247,365.32	\$246,922.08	0.180
CDR	188325	14	8/1/13	7/31/14	Western Alliance Bank / Bank of Nevada	\$247,365.32	\$246,922.08	0.180
CDR	188325	15	8/1/13	7/31/14	Cecil Bank	\$247,365.32	\$246,922.08	0.180
CDR	188325	16	8/1/13	7/31/14	Cardinal Bank	\$247,365.32	\$246,922.08	0.180
CDR	188325	17	8/1/13	7/31/14	United Bank	\$247,365.32	\$246,922.08	0.180
CDR	188325	18	8/1/13	7/31/14	FirstCapital Bank of Texas, N.A. / First National Bank of Mi	\$247,365.32	\$246,922.08	0.180
CDR	188325	19	8/1/13	7/31/14	Everbank	\$247,365.32	\$246,922.08	0.180
CDR	188325	2	8/1/13	7/31/14	Bank 2	\$247,365.32	\$246,922.08	0.180
CDR	188325	20	8/1/13	7/31/14	First Bank & Trust Company	\$247,365.32	\$246,922.08	0.180
CDR	188325	21	8/1/13	7/31/14	InterBank	\$247,365.32	\$246,922.08	0.180
CDR	188325	22	8/1/13	7/31/14	Unity Bank	\$247,365.32	\$246,922.08	0.180
CDR	188325	23	8/1/13	7/31/14	Western Alliance Bank / Torrey Pines Bank	\$247,365.32	\$246,922.08	0.180
CDR	188325	24	8/1/13	7/31/14	Eclipse Bank, Inc.	\$247,365.32	\$246,922.08	0.180
CDR	188325	25	8/1/13	7/31/14	United Community Bank	\$46,895.06	\$46,811.03	0.180
CDR	188325	26	8/1/13	7/31/14	Team Capital Bank	\$27,107.67	\$27,059.05	0.180
CDR	188325	3	8/1/13	7/31/14	First United Bank	\$247,365.32	\$246,922.08	0.180
CDR	188325	4	8/1/13	7/31/14	Amalgamated Bank	\$247,365.32	\$246,922.08	0.180
CDR	188325	5	8/1/13	7/31/14	Tristate Capital Bank	\$247,365.32	\$246,922.08	0.180
CDR	188325	6	8/1/13	7/31/14	Heritage Bank National Association	\$247,365.32	\$246,922.08	0.180

**BURNSVILLE ISD 191 / GENERAL FUND**

2960  
15

Type	Trans	SEQ	Purchase	Maturity	Instrument	Par-Val/Mat. Val.	Original Cost	Rate
CDR	188325	7	8/1/13	7/31/14	Amarillo National Bank	\$247,365.32	\$246,922.08	0.180
CDR	188325	8	8/1/13	7/31/14	Bank 7	\$247,365.32	\$246,922.08	0.180
CDR	188325	9	8/1/13	7/31/14	Sierra Vista Bank	\$247,365.32	\$246,922.08	0.180
TS	188437	1	8/1/13	7/31/14	MN TRUST TERM SERIES	\$1,001,795.07	\$1,000,000.00	0.180
CDR	188549	1	8/8/13	8/7/14	BBCN Bank	\$242,337.57	\$241,903.34	0.180
CDR	188549	2	8/8/13	8/7/14	Bank of Sacramento	\$242,337.57	\$241,903.34	0.180
CDR	188549	3	8/8/13	8/7/14	Signature Bank	\$242,337.57	\$241,903.34	0.180
CDR	188549	4	8/8/13	8/7/14	First State Bank - Mendota	\$242,337.57	\$241,903.34	0.180
CDR	188549	5	8/8/13	8/7/14	Morris Bank	\$242,337.57	\$241,903.34	0.180
CDR	188549	6	8/8/13	8/7/14	Banner Capital Bank / Banner County Bank	\$242,337.57	\$241,903.34	0.180
CDR	188549	7	8/8/13	8/7/14	CrossFirst Bank	\$48,667.18	\$48,579.96	0.180
CD	188313	1	7/30/13	1/28/15	FRANKLIN SYNERGY BANK	\$81,927.49	\$81,500.00	0.350
CD	188314	1	7/30/13	1/28/15	FRANKLIN SYNERGY BANK	\$83,435.35	\$83,000.00	0.350
CD	188315	1	7/30/13	1/28/15	FRANKLIN SYNERGY BANK	\$84,440.60	\$84,000.00	0.350
CD	187971	1	7/25/13	7/29/15	CAPSTONE BANK - AL	\$249,964.95	\$248,000.00	0.394
CD	187972	1	7/25/13	7/29/15	COMMUNITY STATE BANK - OK	\$249,946.92	\$248,200.00	0.350
CD	187973	1	7/25/13	7/29/15	ONEWEST BANK FSB	\$249,939.12	\$247,900.00	0.409
CD	188312	1	7/30/13	7/30/15	BOFI FEDERAL BANK	\$249,036.05	\$247,300.00	0.351
CD	193379	1	1/30/14	1/27/16	MECHANICS SAVINGS BANK	\$249,928.83	\$247,700.00	0.453
CD	193377	1	1/30/14	2/1/16	SEASIDE NATIONAL BANK & TRUST	\$249,934.94	\$247,700.00	0.450
CD	193378	1	1/30/14	2/1/16	PRIVATE BANK - MI	\$249,932.47	\$247,400.00	0.510

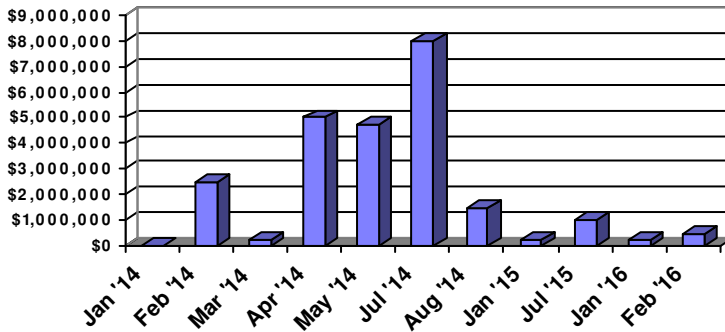
Note: Weighted Yield & Weighted Average Portfolio Maturity are calculated only on the CD, CP, & SEC desk.

**Total Amount --> \$25,981,949.10 \$25,926,111.09**

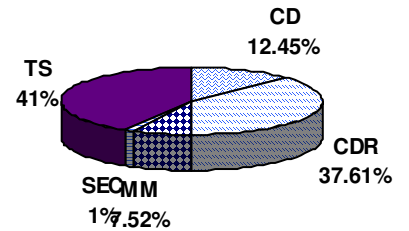
**Time and Dollar Weighted Portfolio Yield: 0.253 %**

**Weighted Average Portfolio Maturity: 151.07 Days**

**MM: 7.52%**  
**CD's: 12.45%**  
**CP: 0.00%**  
**SEC: 0.96%**



Portfolio Maturity Summary - Maturing \$/Month



Portfolio Allocation by Transaction Type



# Total Portfolio Report CAR

As of: 1/31/14

PMA Financial Network, Inc.

2135 CityGate Lane  
7th Floor  
Naperville, Illinois 60563  
Telephone . 630-657-6400  
Facsimile . 630-718-8701

16

## BURNSVILLE ISD 191 / 2009 OPEB TRUST

3596

Type	Trans	SEQ	Purchase	Maturity	Instrument	Par-Val/Mat. Val.	Original Cost	Rate
MM					Investment Shares Portfolio	\$15,733.02	\$15,733.02	
SEC	22877	1	10/15/09	2/1/14	Anoka-Hennepin Minn Indpt Sch Dist #11	\$935,000.00	\$935,000.00	2.880
SEC	22894	1	10/13/09	2/1/14	Duluth Minn Indpt Sch Dist #709 Ctfs Partn	\$385,000.00	\$385,000.00	2.880
SEC	23424	1	6/8/10	2/1/14	Big Lake Minn Indpt Sch Dist # 727 Ref- Ser A	\$345,000.00	\$345,000.00	2.400
SEC	23776	1	12/20/10	2/1/14	Woodridge Illinois Taxable	\$250,000.00	\$250,000.00	1.900
SEC	22749	1	9/1/09	3/1/14	Metropolitan Council Minn BABS Taxable	\$720,000.00	\$720,000.00	2.980
CD	173340	1	4/11/12	4/11/14	MINNESOTA BANK & TRUST	\$249,995.77	\$248,500.00	0.301
SEC	26442	1	4/25/12	4/25/14	Apple Bank For Savings Certificate of Deposit	\$249,000.00	\$249,000.00	0.376
SEC	25430	1	11/16/11	11/17/14	Goldman Sachs Bank USA Certificate of Deposit	\$248,000.00	\$248,000.00	1.500
SEC	25431	1	11/16/11	11/17/14	Ally Bank Certificate of Deposit	\$248,000.00	\$248,000.00	1.355
SEC	25434	1	11/17/11	11/17/14	American Express Centurion Bank Certificate of Deposit	\$248,000.00	\$248,000.00	1.506
SEC	25437	1	11/16/11	11/17/14	GE Capital Financial Inc Certificate of Deposit	\$248,000.00	\$248,000.00	1.506
SEC	25439	1	11/16/11	11/17/14	GE Capital Retail Bank / GE Money Bank Certificate of Deposit	\$248,000.00	\$248,000.00	1.506
CD	170720	1	12/23/11	12/22/14	BANK LEUMI USA	\$249,814.02	\$242,900.00	0.949
CD	170721	1	12/23/11	12/22/14	SAFRA NATIONAL BANK OF NEW YORK	\$249,895.82	\$244,100.00	0.791
CD	170858	1	1/4/12	1/5/15	AMERASIA BANK	\$249,881.55	\$245,100.00	0.649
CD	170859	1	1/4/12	1/5/15	WESBANCO BANK INC	\$249,953.71	\$245,900.00	0.549
CD	170860	1	1/4/12	1/5/15	FIRST NATIONAL BANK IN SIOUX FALLS	\$249,913.19	\$246,200.00	0.502
CD	170861	1	1/4/12	1/5/15	DOLLAR BANK, FEDERAL SAVINGS BANK	\$249,930.19	\$246,600.00	0.449
SEC	22642	1	7/15/09	2/1/15	Bemidji Minn Indpt Sch Dist No 031	\$310,000.00	\$310,000.00	3.800
SEC	23423	1	6/8/10	2/1/15	Big Lake Minn Indpt Sch Dist # 727 Ref- Ser A	\$210,000.00	\$210,000.00	2.750
SEC	29288	1	4/9/13	2/1/15	BECKER ISD 726 B	\$250,000.00	\$250,000.00	0.500
SEC	23103	1	11/12/09	3/1/15	Red Wing Minn Indpt Sch Dist #256 Taxable OPEB	\$1,000,000.00	\$1,000,000.00	3.000
CD	173316	1	4/9/12	4/9/15	IDB BANK- NY	\$148,009.36	\$145,000.00	0.692
SEC	22574	1	6/29/09	6/1/15	CEDAR RAPIDS IOWA REF TAXABLE CAP	\$470,000.00	\$470,000.00	3.250
CD	181996	1	1/16/13	1/19/16	BANK OF THE WEST	\$249,980.28	\$246,200.00	0.510
CD	181997	1	1/16/13	1/19/16	MIDLAND STATES BANK	\$206,595.48	\$203,800.00	0.456
CD	182847	1	2/19/13	2/19/16	EAST BOSTON SAVINGS BANK	\$249,956.54	\$245,900.00	0.550
CD	182848	1	2/19/13	2/19/16	BRIDGEWATER BANK	\$249,899.41	\$245,800.00	0.556
CD	186939	1	6/21/13	6/21/16	FIFTH THIRD BANK	\$155,206.99	\$152,000.00	0.703
CD	187204	1	6/27/13	6/27/16	FIFTH THIRD BANK	\$92,008.39	\$90,000.00	0.743
SEC	29761	1	6/28/13	6/28/16	BMW Bank Of North America Certificate of Deposit	\$249,000.00	\$249,000.00	0.753
CD	187467	1	7/2/13	7/5/16	FIRST CAPITAL BANK	\$249,919.20	\$244,400.00	0.750
CD	187468	1	7/2/13	7/5/16	LUANA SAVINGS BANK	\$248,891.44	\$245,200.00	0.500
SEC	31043	1	10/23/13	10/24/16	Sallie Mae Bank Certificate of Deposit	\$248,000.00	\$248,000.00	1.155
CD	187466	1	7/2/13	11/14/16	DAKOTA COMMUNITY BANK	\$249,965.13	\$244,200.00	0.700
CD	192889	1	1/13/14	1/13/17	FAR EAST NATIONAL BANK	\$144,811.46	\$140,800.00	0.949
SEC	23783	1	12/20/10	2/1/17	Woodridge Illinois Taxable	\$150,000.00	\$150,000.00	3.350
SEC	30736	1	9/25/13	9/25/17	Cit Bank Certificate of Deposit	\$247,000.00	\$247,000.00	1.508
CD	192888	1	1/13/14	1/16/18	INDUSTRIAL & COMMERCIAL BANK OF CHINA	\$210,686.40	\$200,000.00	1.332
CD	182782	1	2/15/13	2/15/18	PLAINS COMMERCE BANK	\$249,902.70	\$236,400.00	1.142

**BURNSVILLE ISD 191 / 2009 OPEB TRUST**

3596

Type	Trans	SEQ	Purchase	Maturity	Instrument	Par-Val/Mat. Val.	Original Cost	Rate
SEC	30731	1	9/25/13	9/25/18	Discover Bank Certificate of Deposit	\$247,000.00	\$247,000.00	2.013
SEC	30738	1	9/25/13	9/25/18	Compass Bank Certificate of Deposit	\$247,000.00	\$247,000.00	1.962
CD	192886	1	1/13/14	1/14/19	M.Y. SAFRA BANK	\$248,142.42	\$228,500.00	1.717
CD	192887	1	1/13/14	1/14/19	STEARNS BANK NA (N)	\$248,500.88	\$230,700.00	1.542
SEC	28287	1	10/9/12	1/15/19	Lakewood Township NJ Ref	\$630,000.00	\$630,000.00	1.580
SEC	28397	1	11/15/12	8/15/19	DENTON TX INDEP SCH DIST TXBL -REF - SER C	\$1,000,000.00	\$1,000,000.00	1.520
SEC	28355	1	10/19/12	10/1/19	COOK CNTY IL HIGH SCH DIST #205 THORNTON TWP	\$350,000.00	\$350,000.00	1.939
SEC	28316	1	10/15/12	10/15/19	ABERDEEN TWP NJ REF	\$390,000.00	\$390,000.00	1.570
SEC	28317	1	10/16/12	12/1/19	FAIRFIELD & UNION OH LOCAL SCH DIST	\$330,000.00	\$294,162.00	1.620

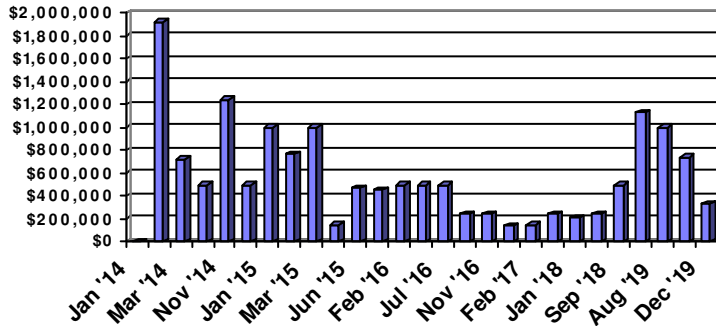
Note: Weighted Yield & Weighted Average Portfolio Maturity are calculated only on the CD, CP, & SEC desk.

**Total Amount --> \$15,419,593.35 \$15,250,095.02**

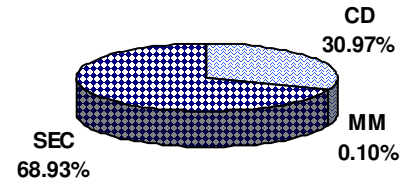
**Time and Dollar Weighted Portfolio Yield: 1.520 %**

**Weighted Average Portfolio Maturity: 800.62 Days**

**MM: 0.10%**  
**CD's: 31.59%**  
**CP: 0.00%**  
**SEC: 68.30%**



Portfolio Maturity Summary - Maturing \$/Month



Portfolio Allocation by Transaction Type



# Total Portfolio Report CAR

As of: 1/31/14

PMA Financial Network, Inc.

2135 CityGate Lane  
7th Floor  
Naperville, Illinois 60563  
Telephone . 630-657-6400  
Facsimile . 630-718-8701

18

## BURNSVILLE ISD 191 / 2012A ALT FACILITY

5070

Type	Trans	SEQ	Purchase	Maturity	Instrument	Par-Val/Mat. Val.	Original Cost	Rate
MM					Investment Shares Portfolio	\$613,881.05	\$613,881.05	
SDA					Savings Deposit Account - CITIBANK SDA-C	\$78.90	\$78.90	
CD	182436	1	2/4/13	3/31/14	BANK OF CHINA	\$249,940.78	\$249,200.00	0.258
CDR	184652	1	4/18/13	4/17/14	First Foundation Bank	\$241,842.54	\$241,481.25	0.150
CDR	184652	2	4/18/13	4/17/14	PINNACLE BANK	\$241,842.54	\$241,481.25	0.150
CDR	184652	3	4/18/13	4/17/14	Citizens Bank	\$241,842.54	\$241,481.25	0.150
CDR	184652	4	4/18/13	4/17/14	Happy State Bank	\$241,842.54	\$241,481.25	0.150
CDR	184652	5	4/18/13	4/17/14	Armstrong Bank	\$161,353.37	\$161,112.32	0.150
CDR	184652	6	4/18/13	4/17/14	IBERIABANK / Omni Bank	\$147,250.12	\$147,030.14	0.150
CDR	184652	7	4/18/13	4/17/14	Mutual of Omaha Bank	\$117,734.94	\$117,559.06	0.150
CDR	184652	8	4/18/13	4/17/14	Horizon Community Bank	\$87,387.84	\$87,257.29	0.150
CDR	184652	9	4/18/13	4/17/14	ViewPoint Bank (MHC)	\$21,147.78	\$21,116.19	0.150
TS	184919	1	5/2/13	5/1/14	MN TRUST TERM SERIES	\$5,007,479.46	\$5,000,000.00	0.150
CD	185097	1	5/8/13	5/8/14	ONB BANK AND TRUST COMPANY	\$249,695.43	\$249,300.00	0.159
CD	185098	1	5/8/13	5/8/14	BAR HARBOR BANK & TRUST	\$249,770.88	\$249,500.00	0.109
TS	185407	1	5/23/13	5/22/14	MN TRUST TERM SERIES	\$1,001,795.07	\$1,000,000.00	0.180
CD	184406	1	4/5/13	5/30/14	PATRIOT BANK - OK	\$249,930.65	\$249,500.00	0.150
CD	184405	1	4/5/13	6/6/14	IDB BANK- NY	\$100,283.70	\$100,000.00	0.243
CD	188203	1	7/29/13	7/29/14	BANCO POPULAR NORTH AMERICA	\$82,648.50	\$82,500.00	0.180
CD	188204	1	7/29/13	7/29/14	BANCO POPULAR NORTH AMERICA	\$84,151.20	\$84,000.00	0.180
CD	188205	1	7/29/13	7/29/14	BANCO POPULAR NORTH AMERICA	\$83,149.40	\$83,000.00	0.180
SEC	30096	1	8/6/13	8/6/14	Bank Of Baroda Certificate of Deposit	\$249,000.00	\$249,000.00	0.251
SEC	29257	1	2/8/13	8/8/14	Firstbank Of Puerto Rico Certificate of Deposit	\$249,000.00	\$249,000.00	0.418
CD	182124	1	1/23/13	10/17/14	SOUTHSIDE BANK	\$249,665.91	\$248,800.00	0.201
CD	188201	1	7/29/13	12/12/14	BANK OF EAST ASIA	\$249,952.52	\$249,200.00	0.220
CD	188202	1	7/29/13	12/12/14	REPUBLIC BANK OF CHICAGO	\$249,984.38	\$249,300.00	0.200
CD	182434	1	2/4/13	12/26/14	FIRST COMMONS BANK NA	\$249,942.84	\$248,800.00	0.248
CD	182435	1	2/4/13	12/26/14	STATE BANK OF INDIA (NY)	\$249,999.35	\$248,800.00	0.255

**BURNSVILLE ISD 191 / 2012A ALT FACILITY**

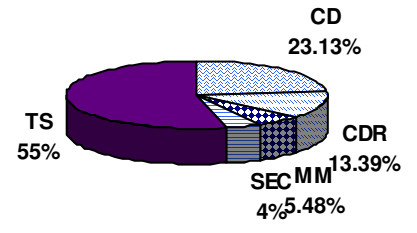
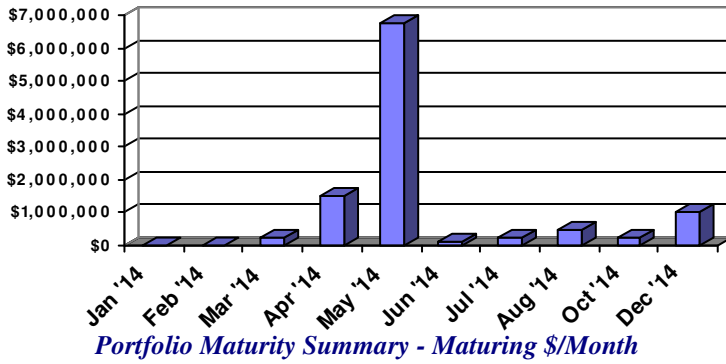
5070  
19

Type	Trans	SEQ	Purchase	Maturity	Instrument	Par-Val/Mat. Val.	Original Cost	Rate
<i>Note: Weighted Yield &amp; Weighted Average Portfolio Maturity are calculated only on the CD, CP, &amp; SEC desk.</i>						<b>Total Amount --&gt;</b>	<b>\$11,222,594.23</b>	<b>\$11,203,859.95</b>

**Time and Dollar Weighted Portfolio Yield: 0.191 %**

**Weighted Average Portfolio Maturity: 116.37 Days**

**MM: 5.48%**  
**CD's: 23.13%**  
**CP: 0.00%**  
**SEC: 4.44%**



*Portfolio Allocation by Transaction Type*

## January 2014

## Wire Transfers

Date	From	To	Amount	For
010214	State of Minnesota	MSDLAF	17,055.33	State Wire Payment
010214	MSDLAF	Peoples' Bank	148,451.32	December 31, 2013 Payroll - TSA Deductions
010214	MSDLAF	Teacher Federated Credit Union	37,376.08	December 31, 2013 Payroll - Dues
010214	MSDLAF	Medica	260,113.66	Health Insurance
010314	MSDLAF	State of Minnesota	2,339.99	December 31, 2013 Payroll - Child Support
010314	MSDLAF	State of Minnesota	243.00	December 31, 2013 Payroll - Levies
010314	MSDLAF	Corporate Health	16,464.34	Medical Claims
010314	MSDLAF	Corporate Health	13,828.17	Flex Account Claims
010714	Dakota County	MSDLAF	8,350.00	County Wire Payment
010714	MSDLAF	Delta Dental	20,524.94	Dental Insurance
010714	MSDLAF	Wells Fargo	121,982.71	Phone Lease
010814	MSDLAF	Medica	321,507.95	Health Insurance
011012	MSDLAF	TRA	297,860.84	December 31, 2013 Payroll - TRA
011012	MSDLAF	PERA	92,193.90	December 31, 2013 Payroll - PERA
011014	MSDLAF	Medica	90,790.60	Health Insurance
011014	MSDLAF	Corporate Health	44,347.80	Medical Claims
011014	MSDLAF	Corporate Health	13,667.89	Flex Account Claims
011314	MSDLAF	State of Minnesota	288.00	Sales Tax
011514	MDE	MSDLAF	4,944,756.30	January 15, 2014 State Aid Payment
011514	State of Minnesota	MSDLAF	6,392.68	State Wire Payment
011514	MSDLAF	Peoples' Bank	195,472.66	January 15, 2014 Payroll - TSA Deductions
011514	MSDLAF	Teacher Federated Credit Union	37,301.58	January 15, 2014 Payroll - Dues
011514	MSDLAF	Delta Dental	27,465.23	Dental Insurance
011514	MSDLAF	Medica	282,948.45	Health Insurance
011614	MSDLAF	Internal Revenue Service	646,480.54	January 15, 2014 Federal Payroll Taxes
011614	MSDLAF	State of Minnesota	107,414.19	January 15, 2014 State Payroll Taxes
011614	MSDLAF	State of Minnesota	3,057.79	January 15, 2014 Payroll - Child Support
011614	MSDLAF	State of Minnesota	184.00	January 15, 2014 Payroll - Levies
011714	MSDLAF	Corporate Health	32,081.38	Medical Claims
011714	MSDLAF	Corporate Health	26,191.68	Flex Account Claims
012214	MSDLAF	Pitney Bowes	5,000.00	Mailroom Postage
012214	MSDLAF	Medica	132,168.99	Health Insurance
012314	Dakota County	MSDLAF	6,677.00	County Wire Payment
012314	State of Minnesota	MSDLAF	423,563.66	State Wire Payment
012314	MSDLAF	Delta Dental	17,074.53	Dental Insurance
012414	Dakota County	MSDLAF	1,992,584.37	County Wire Payment
012414	MSDLAF	Corporate Health	30,905.60	Medical Claims
012414	MSDLAF	Corporate Health	11,259.37	Flex Account Claims
012714	Scott County	MSDLAF	102,192.14	County Wire Payment

## January 2014

## Wire Transfers

Date	From	To	Amount	For
012714	MSDLAF	TRA	294,981.97	January 15, 2014 Payroll - TRA
012714	MSDLAF	PERA	90,683.89	January 15, 2014 Payroll - PERA
012914	MN Trust	Wells Fargo	2,007,381.25	General Fund Bond Payment - 2004A Series
012914	MN Trust	Wells Fargo	897,116.24	General Fund Bond Payment - 2007A Series
012914	MN Trust	Bond Trust Services	2,128,575.00	General Fund Bond Payment - 2007B Series
012914	MN Trust	Bond Trust Services	731,831.25	General Fund Bond Payment - 2008A Series
012914	MN Trust	Bond Trust Services	1,137,325.00	OPEB Bond Payment - 2009A Series
012914	MN Trust	Bond Trust Services	315,575.00	Alt Facilities Bonds - 2011A Series
012914	MN Trust	Bond Trust Services	462,367.50	Alt Facilities Bond Payment - 2012A Series
012914	MN Trust	Bond Trust Services	450.00	General Fund Payment - 2008A Series Fees
012914	MN Trust	Bond Trust Services	450.00	OPEB Payment - 2009A Series Fees
012914	MN Trust	Bond Trust Services	450.00	Alt Facilities Payment - 2011A Series Fees
012914	MSDLAF	Delta Dental	21,820.18	Dental Insurance
012914	MSDLAF	Medica	183,043.45	Health Insurance
013014	MDE	MSDLAF	4,269,365.01	January 30, 2014 State Aid Payment
013014	State of Minnesota	MSDLAF	32,687.26	State Wire Payment
013114	MSDLAF	People's Bank	144,165.59	January 31, 2014 Payroll - TSA Deductions
013114	MSDLAF	Teacher Federated Credit Union	37,399.41	January 31, 2014 Payroll - Dues
013114	MSDLAF	Corporate Health	37,507.35	Medical Claims
013114	MSDLAF	Corporate Health	5,800.24	Flex Account Claims

# Check Register Report

Bank Number	Check Number	Check Status	Check Amount	Check Date	Vendor Number	Vendor Address Number	Vendor Name
1	1009240		\$40.74	01/15/14	88888	9390	ANDERSON, BARBARA JEAN
1	1009241		\$60.63	01/15/14	88888	16318	ANDERSON, SARAH R
1	1009242		\$52.89	01/15/14	88888	16309	BAIMA, STEPHANIE A
1	1009243		\$84.52	01/15/14	88888	18103	BALASIS, CHRISTINE M
1	1009244		\$210.00	01/15/14	88888	16826	BARR, BARBARA M
1	1009245		\$69.21	01/15/14	88888	7269	BARTH, TAMI RAE
1	1009246		\$12.37	01/15/14	88888	6452	BERG, JANET
1	1009247		\$18.40	01/15/14	88888	13957	BERRA, ANGELA M
1	1009248		\$45.09	01/15/14	88888	9749	BLAIR, MICHAEL E.
1	1009249		\$810.00	01/15/14	88888	9302	BOHR, JENNIFER L
1	1009250		\$3,932.00	01/15/14	88888	9829	BONNEVILLE, JON G
1	1009251		\$26.59	01/15/14	88888	10290	BRADY, STEVE
1	1009252		\$11.53	01/15/14	88888	8189	BRAUN, JEAN C
1	1009253		\$38.14	01/15/14	88888	7298	BRENNAN, CAROL ANN
1	1009254		\$200.00	01/15/14	88888	13411	BRINKMAN, CAROLE I
1	1009255		\$1,236.00	01/15/14	88888	6315	CHECK, CYNTHIA
1	1009256		\$69.10	01/15/14	88888	14949	CHRISTENSON, ANNE
1	1009257		\$37.99	01/15/14	88888	11980	DERENDAL, BARBARA L
1	1009258		\$810.00	01/15/14	88888	11355	DUETHMAN, ELIZABETH A
1	1009259		\$29.23	01/15/14	88888	16015	EICHTEN, HEIDI J
1	1009260		\$24.41	01/15/14	88888	17497	EISENBERG, RACHELLE L
1	1009261		\$25.16	01/15/14	88888	13256	FANDRICH, KARI M
1	1009262		\$44.65	01/15/14	88888	17545	FIRSTBROOK, KARA
1	1009263		\$33.05	01/15/14	88888	14219	GRIES, BRENDA J
1	1009264		\$532.95	01/15/14	88888	8557	HANSMANN, PATRICIA I
1	1009265		\$45.76	01/15/14	88888	7255	HAUER, PAMELA A
1	1009266		\$196.05	01/15/14	88888	8309	HENDRIX, EUGENIA M
1	1009267		\$60.11	01/15/14	88888	6687	HILL, GWEN LOUISE
1	1009268		\$21.19	01/15/14	88888	10142	HOLCOMBE, SARA J
1	1009269		\$55.31	01/15/14	88888	18039	HUME, LAURIE A
1	1009270		\$101.20	01/15/14	88888	14623	JOHNSHOY, JANET
1	1009271		\$15.26	01/15/14	88888	17383	JOHNSON, KAREN A
1	1009272		\$67.07	01/15/14	88888	16004	JORGENSON, SHANNON E
1	1009273		\$225.81	01/15/14	88888	15691	KING, LAURIE J
1	1009274		\$810.00	01/15/14	88888	9358	KRAFT, STEPHEN
1	1009275		\$62.97	01/15/14	88888	9760	KUZIEJ, JANET L
1	1009276		\$38.14	01/15/14	88888	17786	LARSON, KATIE
1	1009277		\$214.34	01/15/14	88888	13290	LINDELL, MICHELLE M
1	1009278		\$200.00	01/15/14	88888	15693	MEULEBROECK, SUSANNE
1	1009279		\$66.25	01/15/14	88888	15693	MEULEBROECK, SUSANNE
1	1009280		\$27.84	01/15/14	88888	11073	MEYER, CHAD
1	1009281		\$55.54	01/15/14	88888	18041	MILLEA, ALLISON B

# Check Register Report

Bank Number	Check Number	Check Status	Check Amount	Check Date	Vendor Number	Vendor Address Number	Vendor Name
1	1009282		\$260.08	01/15/14	88888	9501	MOSEY, PATRICIA
1	1009283		\$76.03	01/15/14	88888	17556	NAGAHASHI, ANDREW T
1	1009284		\$13.02	01/15/14	88888	11805	NELSON, AMY MAI-LEE
1	1009285		\$17.35	01/15/14	88888	15112	NELSON, TARA A
1	1009286		\$93.79	01/15/14	88888	16501	NESS, KAREN M
1	1009287		\$62.72	01/15/14	88888	13692	NIEMIEC, ALICIA
1	1009288		\$20.34	01/15/14	88888	15962	NIESEN, ELIZABETH A
1	1009289		\$13.94	01/15/14	88888	18055	NIFFENEGGER, KAMALA N
1	1009290		\$8.00	01/15/14	88888	10313	OLSON, AMY
1	1009291		\$47.91	01/15/14	88888	9802	O'NEILL-MAGER, JENNIFER
1	1009292		\$15.26	01/15/14	88888	15386	ORLICH-SULLIVAN, MEGAN
1	1009293		\$104.13	01/15/14	88888	8627	ORTH, STEVEN D. R.
1	1009294		\$209.49	01/15/14	88888	8627	ORTH, STEVEN D. R.
1	1009295		\$56.95	01/15/14	88888	17586	PERLICH, SHAWN
1	1009296		\$23.50	01/15/14	88888	16669	PETTINELLI, STEPHEN M
1	1009297		\$18.48	01/15/14	88888	16066	REAGAN, KATHRYN M
1	1009298		\$17.80	01/15/14	88888	16999	RENKEN, CARISSA M
1	1009299		\$11.75	01/15/14	88888	17916	ROBASSE, CHARLES W
1	1009300		\$22.04	01/15/14	88888	17916	ROBASSE, CHARLES W
1	1009301		\$40.75	01/15/14	88888	17848	ROBINSON, JANET M
1	1009302		\$68.93	01/15/14	88888	9670	ROBOLE, VICKI M
1	1009303		\$41.70	01/15/14	88888	14609	ROESKE, MELISSA L
1	1009304		\$80.28	01/15/14	88888	18095	ROSE, MICHAEL
1	1009305		\$21.19	01/15/14	88888	8937	SAMPERS, CYNTHIA
1	1009306		\$36.44	01/15/14	88888	11935	SCHULTZ, HOLLY
1	1009307		\$45.00	01/15/14	88888	12926	SHAWBACK JR, ARTHUR
1	1009308		\$172.27	01/15/14	88888	10820	SHELDEN, JON
1	1009309		\$71.81	01/15/14	88888	18004	SHORT, NICHOLE
1	1009310		\$129.50	01/15/14	88888	4356	SIMON, GLENN D.
1	1009311		\$95.71	01/15/14	88888	13470	SMALLEY, AMY C
1	1009312		\$6.61	01/15/14	88888	11808	SPODEN, ANNEMARIE
1	1009313		\$183.63	01/15/14	88888	16213	STAHLY, JANICE
1	1009314		\$14.41	01/15/14	88888	10288	TOMOSON, RHONDA G
1	1009315		\$36.53	01/15/14	88888	15856	TOUSIGNANT, HOLLY
1	1009316		\$91.87	01/15/14	88888	16345	WALCZAK, CHERYL M
1	1009317		\$27.36	01/15/14	88888	7858	WARMKA, CHERI R
1	1009318		\$42.49	01/15/14	88888	10299	WEIGHTMAN, ELIZABETH C
1	1009319		\$44.42	01/15/14	88888	17247	WOOD, KIMBERLY R
1	1009320		\$5.59	01/15/14	88888	14589	WUENSCH, WENDY DRUGGE
1	1009321		\$14.30	01/15/14	88888	16025	YOUNG, KRISTEN A
1	1009322		\$12.54	01/22/14	88888	9746	ALBERTUS, CANDY J

# Check Register Report

Bank Number	Check Number	Check Status	Check Amount	Check Date	Vendor Number	Vendor Address Number	Vendor Name
1	1009323		\$44.63	01/22/14	88888	11817	ALVEY, HEATHER
1	1009324		\$11.70	01/22/14	88888	15982	ANDERSON, BJORN RS
1	1009325		\$21.81	01/22/14	88888	7839	BARNES, CHERISE C
1	1009326		\$16.80	01/22/14	88888	7879	BERG, DAVID A
1	1009327		\$15.82	01/22/14	88888	5969	BENGTSON, CAROL
1	1009328		\$296.65	01/22/14	88888	15375	BIRCH, NANCY A
1	1009329		\$9.89	01/22/14	88888	9960	BOEKHOFF, LYNETTE
1	1009330		\$62.66	01/22/14	88888	11279	BRANDNER, RENEE
1	1009331		\$304.48	01/22/14	88888	15857	BRETT, CARRIE A
1	1009332		\$68.88	01/22/14	88888	17216	CHOUANARD, MARY E
1	1009333		\$607.50	01/22/14	88888	9750	CORONIS, ANTHONY L
1	1009334		\$607.50	01/22/14	88888	9750	CORONIS, ANTHONY L
1	1009335		\$7,504.00	01/22/14	88888	9249	DARSOW, DELONNA J
1	1009336		\$80.37	01/22/14	88888	15881	DUNGEY, NATHAN
1	1009337		\$78.00	01/22/14	88888	12400	DYBVIJ, JOAN E
1	1009338		\$4,175.00	01/22/14	88888	11756	ERICKSON, CONSTANCE
1	1009339		\$8.25	01/22/14	88888	15993	FAUST, DANIELLE M
1	1009340		\$96.90	01/22/14	88888	9689	FINN, FAY E
1	1009341		\$58.71	01/22/14	88888	7314	GAMBUCCI, ANN MARIE
1	1009342		\$217.00	01/22/14	88888	17753	GYSBERG, JILL
1	1009343		\$11.00	01/22/14	88888	14501	HARRISON, STACY LYNN
1	1009344		\$298.90	01/22/14	88888	6429	HART, CYNTHIA K.
1	1009345		\$25.05	01/22/14	88888	14112	HARTL, ARAN J
1	1009346		\$17.75	01/22/14	88888	8255	HILL, KARI L
1	1009347		\$18.04	01/22/14	88888	8255	HILL, KARI L
1	1009348		\$219.00	01/22/14	88888	12301	HJERMSTAD, HEATHER
1	1009349		\$119.27	01/22/14	88888	12301	HJERMSTAD, HEATHER
1	1009350		\$48.54	01/22/14	88888	3547	HUGSTAD-VAA, JENNIFER JO
1	1009351		\$18.01	01/22/14	88888	14431	IVERSON, ADAM
1	1009352		\$65.24	01/22/14	88888	14613	JOHNSON, RONNA E
1	1009353		\$4.18	01/22/14	88888	14147	KLINNERT, ELIZABETH
1	1009354		\$32.71	01/22/14	88888	7847	KOLSTAD, MICHELE M
1	1009355		\$22.00	01/22/14	88888	17647	LARSON, JOELLE F
1	1009356		\$23.19	01/22/14	88888	13290	LINDELL, MICHELLE M
1	1009357		\$42.00	01/22/14	88888	9236	LIPPKA, JONALYN
1	1009358		\$138.43	01/22/14	88888	11807	MAKI, CATHY
1	1009359		\$8.00	01/22/14	88888	15815	MOSSER, DAWN M
1	1009360		\$30.55	01/22/14	88888	17556	NAGAHASHI, ANDREW T
1	1009361		\$30.63	01/22/14	88888	8180	NORDMARK, PAMELA J
1	1009362		\$32.41	01/22/14	88888	709	NORGAARD, PATRICIA
1	1009363		\$26.78	01/22/14	88888	9239	OPATZ, LARRY

# Check Register Report

Bank Number	Check Number	Check Status	Check Amount	Check Date	Vendor Number	Vendor Address Number	Vendor Name
1	1009364		\$27.97	01/22/14	88888	17998	PARKIN, KELSEY
1	1009365		\$14.91	01/22/14	88888	10011	PAYNE, DEBRA K
1	1009366		\$50.96	01/22/14	88888	11306	PETERSON, KERI
1	1009367		\$53.54	01/22/14	88888	9771	PLUCINAK, JODY L
1	1009368		\$208.00	01/22/14	88888	12351	PORTER, JANICE
1	1009369		\$25.78	01/22/14	88888	18095	ROSE, MICHAEL
1	1009370		\$208.00	01/22/14	88888	16786	RUSSELL, DESHA S
1	1009371		\$115.00	01/22/14	88888	18116	SADEK, JULIE A
1	1009372		\$19.44	01/22/14	88888	16194	SCALZO, KRISTIN
1	1009373		\$8.00	01/22/14	88888	17053	SCHROEDER, MICHELLE R
1	1009374		\$201.00	01/22/14	88888	14966	SIGSTAD, DANIELLE C
1	1009375		\$21.00	01/22/14	88888	13470	SMALLEY, AMY C
1	1009376		\$517.59	01/22/14	88888	14137	STAFFA, CARLA A
1	1009378		\$18.94	01/22/14	88888	14137	STAFFA, CARLA A
1	1009379		\$59.00	01/22/14	88888	3613	STEPHES, JANET
1	1009380		\$427.58	01/22/14	88888	6851	STEPHES, THOMAS J
1	1009381		\$217.00	01/22/14	88888	14874	STILES, JENNIFER E
1	1009382		\$80.34	01/22/14	88888	16046	STRAHOTA, SARA J
1	1009383		\$24.23	01/22/14	88888	13437	SULLIVAN, JODI L
1	1009384		\$133.12	01/22/14	88888	18096	SWENSON, KRISTIN J
1	1009385		\$66.48	01/22/14	88888	9295	WAGNER-SMITH, SHERRY
1	1009386		\$54.53	01/22/14	88888	17345	WELPER, BRIANNA M
1	1009387		\$115.00	01/22/14	88888	18127	WILDES, ALYZA
1	1009388		\$227.06	01/22/14	88888	16543	WILLIAMS, ROXANNE J
1	1009389		\$176.28	01/22/14	88888	15911	WILLSON, DAWN M
1	1009390		\$47.46	01/22/14	88888	15911	WILLSON, DAWN M
1	1009391		\$177.56	01/22/14	88888	17127	WRUCKE, PATRICIA A
1	1009392		\$47.86	01/22/14	88888	14127	ZONDAG, KIMBERLY
1	1009393		\$200.00	01/29/14	88888	18043	AMOROSO, CYNTHIA
1	1009394		\$187.24	01/29/14	88888	15237	BEAL, DIANE E
1	1009395		\$358.69	01/29/14	88888	15237	BEAL, DIANE E
1	1009396		\$34.50	01/29/14	88888	11213	BEERLING, LORIE A
1	1009397		\$198.04	01/29/14	88888	14960	BRASPENICK, CHERIE
1	1009398		\$75.49	01/29/14	88888	17873	DERDEN, WILLIAM M
1	1009399		\$24.64	01/29/14	88888	17873	DERDEN, WILLIAM M
1	1009400		\$23.74	01/29/14	88888	11911	ELFERING, JEAN
1	1009401		\$200.00	01/29/14	88888	11756	ERICKSON, CONSTANCE
1	1009402		\$400.00	01/29/14	88888	17994	GOTHARD, JOSEPH M
1	1009403		\$25.52	01/29/14	88888	14006	GRIFFIN, LYNDASAY K
1	1009404		\$8.93	01/29/14	88888	17771	HELWIG, KRISTINE K
1	1009405		\$200.00	01/29/14	88888	17743	HOFFMAN, BRADY JOHN
1	1009406		\$74.15	01/29/14	88888	16683	HREHA, JUSTIN T

# Check Register Report

Bank Number	Check Number	Check Status	Check Amount	Check Date	Vendor Number	Vendor Address Number	Vendor Name
1	1009407		\$35.34	01/29/14	88888	14613	JOHNSON, RONNA E
1	1009408		\$8.63	01/29/14	88888	6810	KNUDSEN, EYVENIA
1	1009409		\$24.64	01/29/14	88888	14243	LAQUA, NANCY A
1	1009410		\$49.84	01/29/14	88888	12287	LUND, TIMOTHY J
1	1009411		\$14.92	01/29/14	88888	17324	MALONE, MEGGAN J
1	1009412		\$14.29	01/29/14	88888	17324	MALONE, MEGGAN J
1	1009413		\$16.16	01/29/14	88888	17324	MALONE, MEGGAN J
1	1009414		\$13.06	01/29/14	88888	17324	MALONE, MEGGAN J
1	1009415		\$26.98	01/29/14	88888	14130	MCCROSKEY, SHARI
1	1009416		\$52.64	01/29/14	88888	14996	MUSA-AGBONENI, KARI
1	1009417		\$28.50	01/29/14	88888	17334	OLDER, GLEN R
1	1009418		\$316.64	01/29/14	88888	8627	ORTH, STEVEN D. R.
1	1009419		\$200.00	01/29/14	88888	12479	OSCARSON, KRISTI R
1	1009420		\$200.00	01/29/14	88888	16166	RIDER, LISA K
1	1009421		\$80.00	01/29/14	88888	17562	SAHLI, SCOTT J
1	1009422		\$111.39	01/29/14	88888	17562	SAHLI, SCOTT J
1	1009423		\$200.00	01/29/14	88888	17487	SOVINE, STACEY
1	1009424		\$100.00	01/29/14	88888	17289	THOMPSON, LINDEE G
1	1009425		\$654.23	01/29/14	88888	17937	TUDISCO, MELINDA
1	1009426		\$295.16	01/29/14	88888	5573	WEILER, ROBERT M
1	1009427		\$47.71	02/05/14	88888	13406	ALLEN, SUSAN M
1	1009428		\$24.87	02/05/14	88888	4467	BARLAGE, SUSAN
1	1009430		\$11.00	02/05/14	88888	11213	BEERLING, LORIE A
1	1009431		\$16.80	02/05/14	88888	7879	BERG, DAVID A
1	1009432		\$88.71	02/05/14	88888	18103	BALASIS, CHRISTINE M
1	1009433		\$63.74	02/05/14	88888	10290	BRADY, STEVE
1	1009434		\$171.10	02/05/14	88888	11279	BRANDNER, RENEE
1	1009435		\$69.48	02/05/14	88888	11279	BRANDNER, RENEE
1	1009436		\$46.93	02/05/14	88888	8461	CARLSON, COLETTE
1	1009437		\$119.75	02/05/14	88888	12319	CIN, STEPHANIE P
1	1009438		\$750.00	02/05/14	88888	16319	CONNELL, PAUL J
1	1009439		\$8.74	02/05/14	88888	5747	CORDAHL, AMBER
1	1009440		\$25.76	02/05/14	88888	18083	CURTIS, MICHELE A
1	1009441		\$94.25	02/05/14	88888	17322	CZAPAR, KELLY N
1	1009442		\$51.36	02/05/14	88888	13189	FACE, JENNIFER L
1	1009443		\$262.28	02/05/14	88888	9689	FINN, FAY E
1	1009444		\$105.78	02/05/14	88888	6168	FREDRIKSON, KAYE E
1	1009445		\$267.40	02/05/14	88888	16617	HANSEN, MARIE C
1	1009446		\$2.93	02/05/14	88888	9777	HENRY, JOEL E
1	1009447		\$27.33	02/05/14	88888	9777	HENRY, JOEL E
1	1009448		\$200.00	02/05/14	88888	12301	HJERMSTAD, HEATHER
1	1009449		\$23.63	02/05/14	88888	9267	HOLDEN, MATTHEW J

# Check Register Report

Bank Number	Check Number	Check Status	Check Amount	Check Date	Vendor Number	Vendor Address Number	Vendor Name
1	1009450		\$125.22	02/05/14	88888	18039	HUME, LAURIE A
1	1009451		\$33.04	02/05/14	88888	18166	KASTLER, ANN
1	1009452		\$5.84	02/05/14	88888	14751	KELLER, KATIE
1	1009453		\$25.67	02/05/14	88888	14751	KELLER, KATIE
1	1009454		\$15.68	02/05/14	88888	17002	KOPP, ELIZABETH A
1	1009455		\$40.32	02/05/14	88888	17786	LARSON, KATIE
1	1009456		\$60.41	02/05/14	88888	9236	LIPPKA, JONALYN
1	1009457		\$36.63	02/05/14	88888	16451	LOPEZ, MARIA T
1	1009458		\$42.13	02/05/14	88888	16451	LOPEZ, MARIA T
1	1009459		\$9.24	02/05/14	88888	17324	MALONE, MEGGAN J
1	1009460		\$128.80	02/05/14	88888	12023	MCCARTHY, BRIGID M
1	1009461		\$68.37	02/05/14	88888	7268	MESARCHIK, MARY L
1	1009462		\$126.00	02/05/14	88888	7268	MESARCHIK, MARY L
1	1009463		\$28.22	02/05/14	88888	7326	MORRISSETTE, BRUCE P
1	1009464		\$14.80	02/05/14	88888	17716	NEWBY, MATTHEW
1	1009465		\$5.49	02/05/14	88888	17719	NIERENGARTEN, BRIANNA L
1	1009466		\$11.00	02/05/14	88888	709	NORGAARD, PATRICIA
1	1009467		\$19.71	02/05/14	88888	18002	NYEGGEN, EMILY
1	1009468		\$244.74	02/05/14	88888	7284	QUIRK, KATHLEEN
1	1009469		\$42.90	02/05/14	88888	18099	RAMIREZ, KIMBERLY A
1	1009470		\$17.70	02/05/14	88888	16066	REAGAN, KATHRYN M
1	1009471		\$190.63	02/05/14	88888	17725	ROMANSKY, ROBERT J
1	1009472		\$30.46	02/05/14	88888	17725	ROMANSKY, ROBERT J
1	1009473		\$24.00	02/05/14	88888	18090	SALMELA, KATHRYN
1	1009474		\$23.46	02/05/14	88888	16194	SCALZO, KRISTIN
1	1009475		\$200.00	02/05/14	88888	12335	SCHLICHTING, CATHERINE
1	1009476		\$32.75	02/05/14	88888	17053	SCHROEDER, MICHELLE R
1	1009477		\$17.32	02/05/14	88888	13468	SILBERMAN, KEVIN
1	1009478		\$131.85	02/05/14	88888	6968	SODERHOLM, WM ERIC
1	1009479		\$92.85	02/05/14	88888	14961	SPRY, KARIE
1	1009480		\$27.99	02/05/14	88888	16213	STAHLY, JANICE
1	1009481		\$14.61	02/05/14	88888	8791	SVARE, JANE
1	1009482		\$38.08	02/05/14	88888	13898	TORGERSEN, SHERRY LYNN
1	1009483		\$42.61	02/05/14	88888	7858	WARMKA, CHERI R
1	1009484		\$168.69	02/05/14	88888	17907	WEBER, KIRSTIN
1	1009485		\$50.85	02/05/14	88888	5573	WEILER, ROBERT M
1	1009486		\$69.44	02/05/14	88888	13905	WENDLING, PAULA L
1	1009487		\$67.76	02/05/14	88888	15911	WILLSON, DAWN M
1	1009488		\$32.17	02/05/14	88888	16232	WORKMAN, CAROLYN J
<b>Check Count</b>	<b>247</b>	<b>Grand Total</b>	<b>\$41,245.60</b>				

# Check Register Report

Bank Number	Check Number	Check Status	Check Amount	Check Date	Vendor Number	Vendor Address Number	Vendor Name
4	429926	Clear	\$4,000.00	01/14/14	28363	0	ACET, INC.
4	429927	Clear	\$1,246.00	01/14/14	28661	0	ALLIED HEALTH MEDIA LLC
4	429928	Clear	\$830.67	01/14/14	01365	0	AMERIPRIDE LINEN AND APPAREL SERVICES
4	429929	Clear	\$2,717.69	01/14/14	00016	2471	BRADY HOFFMAN
4	429930	Clear	\$60.00	01/14/14	28260	0	CHOY, SERGIO R.
4	429931	Clear	\$9,185.93	01/14/14	00641	0	DICK'S/LAKEVILLE SANITATION, INC.
4	429932	Clear	\$3,152.14	01/14/14	27321	0	ELLIOTT'S PAINTING & DECORATING, INC.
4	429933	Clear	\$8,566.67	01/14/14	04416	0	FAIRVIEW
4	429934	Clear	\$533.75	01/14/14	28662	0	FINCH, JEANNE
4	429935	Clear	\$100.00	01/14/14	28663	0	FLADMARK, JACLYN
4	429936	Clear	\$50.00	01/14/14	03622	2	GALE/CENGAGE LEARNING
4	429937	Clear	\$75.55	01/14/14	00575	0	GROTH MUSIC COMPANY
4	429938		\$200.00	01/14/14	06408	4	HENRY SIBLEY HIGH SCHOOL
4	429939	Clear	\$470.26	01/14/14	02196	0	MACKIN EDUCATIONAL RESOURCES
4	429940	Clear	\$600.00	01/14/14	26092	1	MASTERGRAPHICS
4	429941	Clear	\$585.00	01/14/14	06559	0	MATRIX COMMUNICATIONS, INC.
4	429942	Clear	\$360.00	01/14/14	23469	0	MILL CITY MUSEUM
4	429943	Clear	\$11,434.72	01/14/14	07448	0	MINNESOTA VALLEY ELECTRIC COOPERATIVE
4	429944		\$95.00	01/14/14	07164	1	MN TRACK COACHES ASSOCIATION
4	429945	Clear	\$1,223.76	01/14/14	26086	0	ORKIN COMMERCIAL SERVICES
4	429946	Clear	\$60.00	01/14/14	24879	0	PEREZ, MELISSA M.
4	429947	Clear	\$1,526.85	01/14/14	28185	0	RANDSTAD WORK SOLUTIONS
4	429948	Clear	\$901.20	01/14/14	23374	0	RECYCLE TECHNOLOGIES, INC.
4	429949	Clear	\$698.00	01/14/14	28664	0	SAFETY SIGNS
4	429950	Clear	\$215.16	01/14/14	09588	4	SAVAGE, CITY OF
4	429951	Clear	\$26,740.10	01/14/14	23848	0	SFM
4	429952	Clear	\$110.39	01/14/14	26921	0	SOUTH SUBURBAN CONFERENCE
4	429953	Clear	\$4,834.00	01/14/14	26921	0	SOUTH SUBURBAN CONFERENCE
4	429954	Clear	\$390.00	01/14/14	25672	0	SPECIAL DELIVERY OF MINNESOTA, INC
4	429955	Clear	\$21.73	01/14/14	24311	0	SUNDHEIMER, DONNA
4	429956	Clear	\$5,332.50	01/14/14	21008	0	TLC SPECIAL TRANSPORTATION
4	429957	Unissued	\$0.00	01/14/14	21008	0	TLC SPECIAL TRANSPORTATION
4	429958	Unissued	\$0.00	01/14/14	21008	0	TLC SPECIAL TRANSPORTATION
4	429959	Unissued	\$0.00	01/14/14	21008	0	TLC SPECIAL TRANSPORTATION
4	429960	Clear	\$40.00	01/14/14	28665	0	TRIEBWASSER ENTERPRISES
4	429961	Clear	\$168.31	01/14/14	04417	1	US FOODS INC
4	429962	Clear	\$7,236.32	01/14/14	02776	0	XCEL ENERGY
4	429963	Clear	\$2,126.85	01/14/14	04451	11	XEROX CORPORATION
4	429964		\$180.00	01/17/14	00111	3	ACT
4	429965	Clear	\$53.00	01/17/14	26972	0	AGATE, ALEC

# Check Register Report

Bank Number	Check Number	Check Status	Check Amount	Check Date	Vendor Number	Vendor Address Number	Vendor Name
4	429966	Clear	\$1,410.00	01/17/14	28566	0	AHERN, PATRICK
4	429967	Clear	\$396.00	01/17/14	26795	1	ALLIED PROFESSIONALS, INC.
4	429968	Clear	\$433.18	01/17/14	28668	0	AMERICAN DIVERSITY BUSINESS SOLUTIONS
4	429969		\$80.00	01/17/14	00088	0	AMUNDSON, MARK
4	429970	Clear	\$6,055.59	01/17/14	26500	0	ARMSTRONG TORSETH SKOLD & RYDEEN INC.
4	429971		\$513.00	01/17/14	04895	0	ASSOCIATION OF CLERICAL EMPLOYEES
4	429972		\$89.00	01/17/14	00016	2519	BELLEFEUILLE, JULIA
4	429973	Clear	\$3,135.00	01/17/14	27679	0	BENEFITFOCUS.COM, INC.
4	429974	Clear	\$8,399.20	01/17/14	28483	0	BENINGHOF, ANNE M
4	429975	Clear	\$516.50	01/17/14	03931	0	BERRY COFFEE COMPANY
4	429976	Clear	\$114.00	01/17/14	28333	0	BIRNO, NATHAN
4	429977	Clear	\$1,096.50	01/17/14	28404	0	BOOTH & LAVORATO LLC
4	429978		\$135.00	01/17/14	27623	0	BROWN, ALASTAIR
4	429979	Clear	\$135.00	01/17/14	05041	0	CARROLL, JAMES
4	429980	Clear	\$74.00	01/17/14	04698	0	CHROMY, TOM
4	429981	Clear	\$74.00	01/17/14	27559	0	CLANCY, RYAN
4	429982	Clear	\$100.00	01/17/14	27322	0	CLIFTONLARSONALLEN, LLP
4	429983	Clear	\$1,310.75	01/17/14	28540	0	CORE BEVERAGE
4	429984	Clear	\$150.00	01/17/14	00502	0	CORNERSTONE COPY CENTER
4	429985	Clear	\$5,202.45	01/17/14	28504	0	CORPORATE HEALTH SYSTEMS, INC.
4	429986		\$650.00	01/17/14	24984	0	CORY, BRENT
4	429987	Clear	\$84.00	01/17/14	22013	0	CUSTOM WATER WORKS
4	429988		\$74.00	01/17/14	25982	0	DAY, ROGER ANTHONY
4	429989	Clear	\$360.00	01/17/14	26702	0	DELTA MANAGEMENT ASSOCIATES, INC.
4	429990		\$50.00	01/17/14	26356	0	DIAZ RESENDIZ, MA ANA
4	429991	Clear	\$74.00	01/17/14	03725	0	DIXON, RALFORD
4	429992	Clear	\$5,180.00	01/17/14	28666	0	DODGE, CECELIA
4	429993	Clear	\$12.30	01/17/14	00001	1511	DOWELL, DAYATRA
4	429994	Clear	\$263.04	01/17/14	09272	2	ECM PUBLISHERS, INC.
4	429995	Clear	\$240.00	01/17/14	27974	0	ECMC
4	429996	Clear	\$193.00	01/17/14	28531	0	EDUCATION MINNESOTA
4	429997	Clear	\$500.00	01/17/14	20802	0	EHLERS & ASSOCIATES, INC.
4	429998	Clear	\$146.80	01/17/14	26613	0	ENTERPRISE LEASING COMPANY
4	429999	Clear	\$128.45	01/17/14	23054	1	FASTENAL
4	430000	Clear	\$40.00	01/17/14	28238	0	FLADMARK, MIKE
4	430001	Clear	\$226.00	01/17/14	28306	0	FORBORD, WILL
4	430002		\$84.41	01/17/14	28202	0	FOUNDATION 191
4	430003		\$80.00	01/17/14	28194	0	GAIDA, MARCUS
4	430004	Clear	\$77.00	01/17/14	28321	0	GERIS, BROCK
4	430005		\$56.00	01/17/14	28064	0	GERTEN, BRAD
4	430006	Clear	\$80.00	01/17/14	25361	0	HELDER, STEPHEN

# Check Register Report

Bank Number	Check Number	Check Status	Check Amount	Check Date	Vendor Number	Vendor Address Number	Vendor Name
4	430007	Clear	\$154.00	01/17/14	23542	0	HENDRICKSON, JEREMY
4	430008	Clear	\$77.00	01/17/14	28630	0	HERDA, STEPHEN SCOTT
4	430009	Clear	\$12.25	01/17/14	00862	3	HERFF JONES, INC.
4	430010	Clear	\$74.00	01/17/14	20474	0	HIMMERICK, BRENT
4	430011	Clear	\$249.00	01/17/14	00000	7123	HOPPERSTAD, DOUG
4	430012	Clear	\$116.00	01/17/14	26419	0	HUBER, TROY
4	430013	Clear	\$426,858.71	01/17/14	09327	0	INTERMEDIATE SCHOOL DISTRICT 917
4	430014	Clear	\$550.00	01/17/14	22921	0	JOHNSON, AYRLAHN
4	430015	Clear	\$289.00	01/17/14	26990	0	JOHNSON, BRENT
4	430016	Clear	\$360.00	01/17/14	24067	0	JOHNSON, DENNIS
4	430017	Clear	\$74.00	01/17/14	25505	0	JONCKOWSKI, JEFF
4	430018	Clear	\$43,544.50	01/17/14	27633	0	KELLY SERVICES, INC.
4	430019	Clear	\$59.00	01/17/14	00000	7122	LAMPERT, GINNY
4	430020	Clear	\$114.00	01/17/14	26493	0	LIKES, TIMOTHY
4	430021	Clear	\$70.00	01/17/14	08647	0	MARSHALL, JAMES
4	430022		\$250.00	01/17/14	24960	0	MCCABE, ED
4	430023	Clear	\$74.00	01/17/14	23667	0	MCCRARY, KELLY
4	430024		\$130.00	01/17/14	00016	2658	MERCADO, MARGARITA
4	430025	Clear	\$149.00	01/17/14	23866	0	MESSERLI & KRAMER PA
4	430026	Clear	\$225.00	01/17/14	20044	0	MIDWEST AUDIO VISUAL, INC.
4	430027	Clear	\$834.08	01/17/14	23914	0	MIDWEST VENDING
4	430028	Clear	\$77.00	01/17/14	27491	0	MISSLING, NEIL
4	430029	Clear	\$150.00	01/17/14	02634	6	MN ASSOC OF SCHOOL BUSINESS OFFICIALS (MASBO)
4	430030	Clear	\$45.00	01/17/14	08543	6	MN DEPT OF HEALTH
4	430031		\$74.25	01/17/14	00000	7121	MOM, CHHOM
4	430032	Clear	\$80.00	01/17/14	27347	0	NEIBAUER, NICK
4	430033	Clear	\$70.00	01/17/14	04724	0	NELSON, DAVID
4	430034	Clear	\$49.73	01/17/14	08609	2	NORTHFIELD PUBLIC SCHOOLS
4	430035	Clear	\$174.00	01/17/14	27912	0	ODOM, JACOB
4	430036	Clear	\$60.00	01/17/14	22010	0	OSTGARD, SEVERA E.
4	430037	Clear	\$154.00	01/17/14	23622	0	PARKER, JON R.
4	430038	Clear	\$49.60	01/17/14	00016	2659	PENNEY, MARYJANE
4	430039	Clear	\$360.00	01/17/14	24879	0	PEREZ, MELISSA M.
4	430040	Clear	\$408.00	01/17/14	26733	0	PETERSON, FRAM & BERGMAN
4	430041	Clear	\$207.00	01/17/14	03055	1	PITNEY BOWES INC.
4	430042		\$77.00	01/17/14	24300	0	PRIESTER, JOHN
4	430043	Clear	\$49.00	01/17/14	24681	0	PROFESSIONAL WIRELESS COMMUNICATIONS
4	430044	Clear	\$215.76	01/17/14	02612	1	RAINBOW FOODS
4	430045		\$23.05	01/17/14	00016	2628	REDMAN, DAVID
4	430046	Clear	\$2,743.00	01/17/14	28536	0	RESOLUTION GRAPHICS, INC.
4	430047	Clear	\$5.30	01/17/14	00001	1512	RIVERA, ANDREA

# Check Register Report

Bank Number	Check Number	Check Status	Check Amount	Check Date	Vendor Number	Vendor Address Number	Vendor Name
4	430048		\$89.00	01/17/14	00000	7120	ROBINSON, KIM
4	430049	Clear	\$74.00	01/17/14	27531	0	SCHEFFLER, BENJAMIN
4	430050	Clear	\$77.00	01/17/14	28632	0	SCHLITTENHARDT, PETER
4	430051	Clear	\$3.00	01/17/14	03532	2	SCHMITT MUSIC
4	430052		\$135.00	01/17/14	27946	0	SCHMITZ, STEFANIE
4	430053		\$135.00	01/17/14	28366	0	SHIKOWSKY, SAM
4	430054	Clear	\$66.00	01/17/14	28189	0	SIMMS, ANN
4	430055	Clear	\$25.00	01/17/14	27861	0	SPANGLER, JAMES
4	430056		\$5,577.84	01/17/14	03624	0	SPECIAL SCHOOL DIST. 1
4	430057	Clear	\$5,205.17	01/17/14	28667	0	THE IMPROVE GROUP, INC.
4	430058	Clear	\$212.00	01/17/14	22337	0	THEISEN, CHAD
4	430059	Clear	\$483.00	01/17/14	26535	0	THREADS AND INKS
4	430060	Clear	\$36.85	01/17/14	00001	857	TINTES, VICKI
4	430061	Clear	\$4,273.75	01/17/14	04045	1	TRANE U.S. INC.
4	430062	Clear	\$58.00	01/17/14	27948	0	TURCK, BRIAN
4	430063	Clear	\$978.00	01/17/14	27819	0	US BANK EQUIPMENT FINANCE
4	430064	Clear	\$21,135.61	01/17/14	27490	0	XEROX FINANCIAL SERVICES LLC
4	430065	Clear	\$3,210.62	01/21/14	08358	0	BERTELSON TOTAL OFFICE SOLUTIONS
4	430066	Clear	\$501.65	01/21/14	02781	5	CENTURYLINK
4	430067	Clear	\$360.00	01/21/14	25919	0	CORDOVA, LETICIA
4	430068	Clear	\$69,810.35	01/21/14	00809	0	DAKOTA ELECTRIC ASSOCIATION
4	430069	Clear	\$1,500.00	01/21/14	00016	2662	DELCASTILLO, BLAKE
4	430070	Clear	\$397.50	01/21/14	20524	0	DEWALD, RINA C.
4	430071		\$341.00	01/21/14	00930	1	DVS RENEWAL
4	430072	Clear	\$2,856.00	01/21/14	09272	1	ECM DISTRIBUTION
4	430073	Clear	\$32,970.75	01/21/14	01475	0	FRIEDGES LANDSCAPING, INC.
4	430074	Clear	\$150.07	01/21/14	28672	0	GENE'S SERVICE
4	430075	Clear	\$13,990.00	01/21/14	20347	1	HOUSE OF PRINT
4	430076	Clear	\$30.00	01/21/14	28675	0	JOHNSON, MAXWELL
4	430077	Clear	\$2,090.55	01/21/14	24921	0	MECA SPORTSWEAR
4	430078		\$74.00	01/21/14	21533	0	MOSCA, JEFF
4	430079	Clear	\$60.00	01/21/14	22010	0	OSTGARD, SEVERA E.
4	430080		\$360.00	01/21/14	24879	0	PEREZ, MELISSA M.
4	430081	Clear	\$1,075.51	01/21/14	28185	0	RANDSTAD WORK SOLUTIONS
4	430082	Clear	\$61.50	01/21/14	28434	0	RUPP, ANDERSON, SQUIRES & WALDSPURGER, P.A.
4	430083	Clear	\$348.00	01/21/14	28673	0	SCHARBER, MATT
4	430084		\$390.00	01/21/14	26374	0	SEVETT, COREY
4	430085	Clear	\$7,485.68	01/21/14	03369	0	SEXTON PRINTING
4	430086	Clear	\$100.00	01/21/14	28674	0	SHAFIE, YUSSUF
4	430087	Clear	\$1,459.76	01/21/14	28611	0	SOUTHWEST METRO EDUCATIONAL CO
4	430088	Clear	\$19.98	01/21/14	00000	9695	STEARNS, FRANCES

# Check Register Report

Bank Number	Check Number	Check Status	Check Amount	Check Date	Vendor Number	Vendor Address Number	Vendor Name
4	430089	Clear	\$311.25	01/21/14	28502	0	THE MCDOWELL AGENCY, INC.
4	430090	Clear	\$1,017.00	01/21/14	27819	0	US BANK EQUIPMENT FINANCE
4	430091	Clear	\$119,054.91	01/21/14	04417	1	US FOODS INC
4	430092	Unissued	\$0.00	01/21/14	04417	1	US FOODS INC
4	430093	Unissued	\$0.00	01/21/14	04417	1	US FOODS INC
4	430094	Unissued	\$0.00	01/21/14	04417	1	US FOODS INC
4	430095	Unissued	\$0.00	01/21/14	04417	1	US FOODS INC
4	430096	Unissued	\$0.00	01/21/14	04417	1	US FOODS INC
4	430097	Unissued	\$0.00	01/21/14	04417	1	US FOODS INC
4	430098	Unissued	\$0.00	01/21/14	04417	1	US FOODS INC
4	430099	Unissued	\$0.00	01/21/14	04417	1	US FOODS INC
4	430100	Clear	\$1,462.06	01/21/14	04451	11	XEROX CORPORATION
4	430101	Clear	\$19,170.81	01/21/14	26238	0	YOCUM OIL COMPANY
4	430102	Clear	\$594.00	01/24/14	26795	1	ALLIED PROFESSIONALS, INC.
4	430103		\$80.00	01/24/14	28680	0	BENISH, RICHARD
4	430104		\$74.00	01/24/14	25016	0	BROWN, CHRIS
4	430105		\$458.00	01/24/14	00712	1	BUREAU OF EDUCATION & RESEARCH
4	430106	Clear	\$6,587.53	01/24/14	02519	0	CENTERPOINT ENERGY
4	430107	Clear	\$4,712.34	01/24/14	02519	3	CENTERPOINT ENERGY SERVICES, INC.
4	430108	Clear	\$50.00	01/24/14	00555	1	CHAMPION SPORTS INC
4	430109	Clear	\$39,172.36	01/24/14	28503	0	CIGNA GROUP INSURANCE
4	430110	Clear	\$453,637.09	01/24/14	28300	1	DURHAM SCHOOL SERVICES
4	430111	Clear	\$2,572.48	01/24/14	02333	1	EARTHGRAINS BAKING CO. INC.
4	430112		\$104.00	01/24/14	09327	8	INTERMEDIATE SCHOOL DISTRICT 917
4	430113		\$54.00	01/24/14	28682	0	LIND, LUKE
4	430114	Clear	\$116.00	01/24/14	28677	0	MARKMAN, ALEX
4	430115		\$150.00	01/24/14	03936	0	MINNETONKA SENIOR HIGH
4	430116		\$660.00	01/24/14	28347	0	MN THESPIANS
4	430117	Clear	\$1,250.00	01/24/14	28020	0	MURPHY MANAGEMENT CONSULTANTS
4	430118	Clear	\$74.00	01/24/14	28678	0	PANNING, NATHAN
4	430119	Clear	\$56.47	01/24/14	E8581	0	PELINKA, JAMES
4	430120	Clear	\$433.78	01/24/14	20099	2	RELIASTAR LIFE INSURANCE COMPANY
4	430121	Clear	\$952.45	01/24/14	20099	3	RELIASTAR LIFE INSURANCE COMPANY
4	430122	Clear	\$450.00	01/24/14	28676	0	RUMBLE ON THE RED
4	430123	Clear	\$900.00	01/24/14	27421	0	SANBORN EDUCATION ASSOCIATES, INC.
4	430124	Clear	\$31.20	01/24/14	27563	0	SHRED RIGHT
4	430125	Clear	\$115.00	01/24/14	08894	0	SOUTH ST. PAUL SCHOOLS
4	430126	Clear	\$77.00	01/24/14	28681	0	THOM, ERIC
4	430127	Clear	\$1,981.03	01/24/14	28417	0	UNIVERSAL ATHLETIC SERVICE INC.
4	430128		\$249.00	01/28/14	28686	0	BUCHOLZ, ELLIOTT
4	430129	Clear	\$400.00	01/28/14	28637	0	CARLSON, NANCY
4	430130		\$79.50	01/28/14	00555	1	CHAMPION SPORTS INC

# Check Register Report

Bank Number	Check Number	Check Status	Check Amount	Check Date	Vendor Number	Vendor Address Number	Vendor Name
4	430131		\$60.00	01/28/14	28260	0	CHOY, SERGIO R.
4	430132	Clear	\$100.00	01/28/14	27322	0	CLIFTONLARSONALLEN, LLP
4	430133	Clear	\$360.00	01/28/14	25919	0	CORDOVA, LETICIA
4	430134		\$381.33	01/28/14	28540	0	CORE BEVERAGE
4	430135		\$56.00	01/28/14	28687	0	COWAN, MIKE
4	430136		\$1,188.00	01/28/14	25582	1	CROWNE PLAZA
4	430137		\$295.50	01/28/14	08391	1	GROUP HEALTH INC.-WORKSITE
4	430138		\$96.00	01/28/14	28684	0	KIPPS INVESTIGATIONS LLC
4	430139		\$215.00	01/28/14	01530	1	LAKEVILLE ARENAS
4	430140		\$589.20	01/28/14	23914	0	MIDWEST VENDING
4	430141		\$8,632.13	01/28/14	03029	1	MINNESOTA ENERGY RESOURCES CORPORATION
4	430142		\$168.00	01/28/14	27547	1	MINNESOTA OFFICE TECHNOLOGY GROUP
4	430143	Clear	\$7.00	01/28/14	02445	0	MN STATE HIGH SCHOOL LEAGUE
4	430144		\$778.75	01/28/14	22324	0	MULTILINGUAL WORD, INC.
4	430145		\$60.00	01/28/14	24243	0	MUNOZ, MARIBEL
4	430146		\$120.00	01/28/14	24879	0	PEREZ, MELISSA M.
4	430147		\$1,215.00	01/28/14	03055	4	PITNEY BOWES
4	430148		\$26.40	01/28/14	24694	0	PREFERRED LEGAL SERVICES, INC.
4	430149		\$60.00	01/28/14	21343	0	RAMACHER, THUY
4	430150		\$20.00	01/28/14	09588	4	SAVAGE, CITY OF
4	430151		\$31.20	01/28/14	27563	0	SHRED RIGHT
4	430152	Clear	\$970.42	01/28/14	03587	1	SIMPLEX GRINNELL
4	430153		\$80.00	01/28/14	28685	0	TAYLOR, IAN
4	430154		\$1,102.50	01/28/14	02039	0	THE WORKS
4	430155	Clear	\$11,654.00	01/28/14	21008	0	TLC SPECIAL TRANSPORTATION
4	430156	Unissued	\$0.00	01/28/14	21008	0	TLC SPECIAL TRANSPORTATION
4	430157	Unissued	\$0.00	01/28/14	21008	0	TLC SPECIAL TRANSPORTATION
4	430158	Unissued	\$0.00	01/28/14	21008	0	TLC SPECIAL TRANSPORTATION
4	430159		\$1,229.69	01/28/14	27819	0	US BANK EQUIPMENT FINANCE
4	430160	Clear	\$117.86	01/28/14	04417	1	US FOODS INC
4	430161		\$1,003.10	01/28/14	04451	11	XEROX CORPORATION
4	430162		\$1,201.34	01/28/14	27490	0	XEROX FINANCIAL SERVICES LLC
4	430163		\$24,935.78	02/01/14	28147	1	AGROPUR
4	430164	Unissued	\$0.00	02/01/14	28147	1	AGROPUR
4	430165	Unissued	\$0.00	02/01/14	28147	1	AGROPUR
4	430166	Unissued	\$0.00	02/01/14	28147	1	AGROPUR
4	430167	Unissued	\$0.00	02/01/14	28147	1	AGROPUR
4	430168	Unissued	\$0.00	02/01/14	28147	1	AGROPUR
4	430169	Unissued	\$0.00	02/01/14	28147	1	AGROPUR
4	430170	Unissued	\$0.00	02/01/14	28147	1	AGROPUR
4	430171	Unissued	\$0.00	02/01/14	28147	1	AGROPUR

# Check Register Report

Bank Number	Check Number	Check Status	Check Amount	Check Date	Vendor Number	Vendor Address Number	Vendor Name
4	430172	Unissued	\$0.00	02/01/14	28147	1	AGROPUR
4	430173	Unissued	\$0.00	02/01/14	28147	1	AGROPUR
4	430174	Unissued	\$0.00	02/01/14	28147	1	AGROPUR
4	430175	Unissued	\$0.00	02/01/14	28147	1	AGROPUR
4	430176	Unissued	\$0.00	02/01/14	28147	1	AGROPUR
4	430177		\$449.00	02/01/14	25114	0	ALL PRO SOUND
4	430178		\$716.60	02/01/14	01365	0	AMERIPRIDE LINEN AND APPAREL SERVICES
4	430179	Unissued	\$0.00	02/01/14	01365	0	AMERIPRIDE LINEN AND APPAREL SERVICES
4	430180	Unissued	\$0.00	02/01/14	01365	0	AMERIPRIDE LINEN AND APPAREL SERVICES
4	430181		\$59.52	02/01/14	00551	1	APPERSON
4	430182		\$1,232.20	02/01/14	25449	2	AUTOMATED LOGIC CORPORATION
4	430183		\$272.99	02/01/14	00386	1	BARNES & NOBLE INC
4	430184		\$20,834.49	02/01/14	25229	0	BERGIN FRUIT & NUT CO.
4	430185	Unissued	\$0.00	02/01/14	25229	0	BERGIN FRUIT & NUT CO.
4	430186	Unissued	\$0.00	02/01/14	25229	0	BERGIN FRUIT & NUT CO.
4	430187	Unissued	\$0.00	02/01/14	25229	0	BERGIN FRUIT & NUT CO.
4	430188	Unissued	\$0.00	02/01/14	25229	0	BERGIN FRUIT & NUT CO.
4	430189	Unissued	\$0.00	02/01/14	25229	0	BERGIN FRUIT & NUT CO.
4	430190	Unissued	\$0.00	02/01/14	25229	0	BERGIN FRUIT & NUT CO.
4	430191	Unissued	\$0.00	02/01/14	25229	0	BERGIN FRUIT & NUT CO.
4	430192		\$132.95	02/01/14	03931	0	BERRY COFFEE COMPANY
4	430193		\$152.08	02/01/14	03299	1	BSN SPORTS INC
4	430194		\$67.08	02/01/14	20289	1	CDW GOVERNMENT, INC.
4	430195		\$35.75	02/01/14	27279	1	COLE PAPERS INC.
4	430196		\$7,545.52	02/01/14	27640	0	COMMERCIAL KITCHEN SERVICES
4	430197		\$97.65	02/01/14	06109	1	CRYSTAL SPRINGS BOOKS
4	430198		\$100.86	02/01/14	00645	0	CUB FOODS
4	430199		\$7,026.27	02/01/14	00279	0	D.S.D., INC.
4	430200	Unissued	\$0.00	02/01/14	00279	0	D.S.D., INC.
4	430201	Unissued	\$0.00	02/01/14	00279	0	D.S.D., INC.
4	430202		\$3,051.09	02/01/14	01078	0	ELECTRO WATCHMAN, INC.
4	430203		\$6,623.00	02/01/14	02082	1	FRIEDGES DRYWALL, INC.
4	430204		\$181.35	02/01/14	01458	1	GOPHER
4	430205		\$1,046.29	02/01/14	04387	1	GRAINGER
4	430206		\$2,320.48	02/01/14	09046	0	HI TECH REFRIGERATION
4	430207		\$13,189.80	02/01/14	05805	0	HILLER'S FLOORING AMERICA
4	430208		\$543.77	02/01/14	08148	0	HL CORPORATION
4	430209		\$5,137.00	02/01/14	25854	1	HOCKENBERGS
4	430210		\$68.98	02/01/14	02203	0	LAKESHORE LEARNING MATERIALS
4	430211		\$1,341.80	02/01/14	27253	0	LANDS BEST FOODS LLC

# Check Register Report

Bank Number	Check Number	Check Status	Check Amount	Check Date	Vendor Number	Vendor Address Number	Vendor Name
4	430212		\$1,011.44	02/01/14	05077	0	LOCKSAFE, INC.
4	430213		\$658.00	02/01/14	27063	0	MIDWEST BLINDS
4	430214		\$3,119.44	02/01/14	07752	0	MILLER ELECTRIC, INC.
4	430215		\$350.00	02/01/14	28041	0	MIXMI BRANDS INC.
4	430216		\$131.20	02/01/14	09177	0	MINNESOTA SAFETY COUNCIL
4	430217		\$334.40	02/01/14	00453	0	MULCAHY COMPANY, INC.
4	430218		\$115.04	02/01/14	03519	0	NAPA AUTO PARTS
4	430219		\$598.36	02/01/14	28640	1	NATURESEAL, INC.
4	430220		\$236.00	02/01/14	20320	0	NORTHERN AIR CORPORATION (NAC)
4	430221		\$839.04	02/01/14	02489	1	OFFICE DEPOT COMPANY
4	430222	Unissued	\$0.00	02/01/14	02489	1	OFFICE DEPOT COMPANY
4	430223		\$5,299.00	02/01/14	28650	0	ONE BEAT CPR + AED
4	430224		\$100.00	02/01/14	03268	0	PACER CENTER, INC.
4	430225		\$119.51	02/01/14	24126	0	QUINN VIOLINS
4	430226		\$2,836.45	02/01/14	09501	0	RABIDEAUX, ED
4	430227		\$243.99	02/01/14	05511	0	RED WING SHOE STORE
4	430228		\$10.40	02/01/14	25097	1	SCHOOL SPECIALTY INC
4	430229		\$253.50	02/01/14	27772	0	SEWER DAWGS PLUMBING & DRAINS LLC
4	430230		\$1,307.00	02/01/14	02217	1	SIEMENS INDUSTRY, INC.
4	430231		\$6,500.00	02/01/14	02978	0	SOLUTION TREE
4	430232		\$1,120.26	02/01/14	05995	1	STRATEGIC EQUIPMENT
4	430233		\$1,104.54	02/01/14	23998	2	SUMMIT FACILITY & KITCHEN SERVICE
4	430234		\$331.25	02/01/14	08186	0	TEXTBOOK WAREHOUSE, INC.
4	430235		\$32.48	02/01/14	01377	0	THERAPY SHOPPE
4	430236		\$276.11	02/01/14	00826	1	TIERNEY BROTHERS, INC.
4	430237		\$4,676.94	02/01/14	08203	1	TIES
4	430238		\$18,350.72	02/01/14	03802	0	TRIO SUPPLY
4	430239	Unissued	\$0.00	02/01/14	03802	0	TRIO SUPPLY
4	430240	Unissued	\$0.00	02/01/14	03802	0	TRIO SUPPLY
4	430241		\$167.91	02/01/14	03438	0	TWIN CITY HARDWARE
4	430242		\$611.36	02/01/14	01197	1	US FOODS CULINARY EQUIPMENT & SUPPLIES LLC
4	430243		\$151.69	02/01/14	27728	1	US GAMES
4	430244		\$145.64	02/01/14	04321	1	WARD'S NATURAL SCIENCE
4	430245		\$1,255.10	02/01/14	26238	0	YOCUM OIL COMPANY
4	430246		\$56.00	01/30/14	28689	0	ARRIGONI, BRIAN
4	430247		\$265.00	01/30/14	03931	0	BERRY COFFEE COMPANY
4	430248		\$1,874.00	01/30/14	28080	0	BMI MARKETING & FUNDRAISING
4	430249		\$96.57	01/30/14	00016	2530	CARMAN, KATHERINE
4	430250		\$73,165.66	01/30/14	02519	0	CENTERPOINT ENERGY
4	430251		\$1,276.00	01/30/14	08621	1	CHILDREN'S THEATRE COMPANY
4	430252		\$60.00	01/30/14	28401	0	CHOY, KEREN

# Check Register Report

Bank Number	Check Number	Check Status	Check Amount	Check Date	Vendor Number	Vendor Address Number	Vendor Name
4	430253		\$5,219.50	01/30/14	28504	0	CORPORATE HEALTH SYSTEMS, INC.
4	430254		\$1,002.10	01/30/14	28440	0	D. FONG'S
4	430255		\$5,900.00	01/30/14	28288	0	DALE TILE COMPANY
4	430256		\$77.00	01/30/14	03139	0	DELMONICO, DAVE
4	430257		\$210.00	01/30/14	27895	0	EBELING, LINDA
4	430258		\$443.29	01/30/14	09272	2	ECM PUBLISHERS, INC.
4	430259		\$100.00	01/30/14	24675	0	ELDER RESOURCE ASSOCIATION
4	430260		\$1,300.00	01/30/14	28651	0	EMERGENCY FOODSHELF NETWORK
4	430261		\$6.40	01/30/14	01463	0	FEDEX
4	430262		\$1,686.00	01/30/14	02082	1	FRIEDGES DRYWALL, INC.
4	430263		\$65.00	01/30/14	03847	1	GREAT CLIPS IMAX THEATRE
4	430264		\$1,994.65	01/30/14	28693	0	HYATT REGENCY MINNEAPOLIS
4	430265		\$2,749.80	01/30/14	02483	0	INTEGRA TELECOM
4	430266		\$270.00	01/30/14	27103	0	JOHNSTON, APRYL
4	430267		\$17.60	01/30/14	27225	0	K&K EXPRESS, LLC
4	430268		\$15,000.00	01/30/14	28688	0	K12 TRANSPORTATION MANAGEMENT SERVICES, INC.
4	430269		\$19,139.31	01/30/14	27633	0	KELLY SERVICES, INC.
4	430270		\$68.20	01/30/14	00001	1513	KOSKI, KELLY
4	430271		\$116.00	01/30/14	28690	0	LARSEN, BROOKE
4	430272		\$600.00	01/30/14	27775	0	LOWERTOWN GROUP, LLC
4	430273		\$1,015.72	01/30/14	25512	0	MAYER ARTS, INC.
4	430274		\$500.00	01/30/14	08112	0	MEDICINE LAKE TOURS
4	430275		\$605.00	01/30/14	03412	0	MERZER, SHEILA M.A.L.P.
4	430276		\$175.00	01/30/14	22385	0	METRO TRANSIT
4	430277		\$2,533.40	01/30/14	27547	1	MINNESOTA OFFICE TECHNOLOGY GROUP
4	430278		\$11,436.36	01/30/14	07448	0	MINNESOTA VALLEY ELECTRIC COOPERATIVE
4	430279		\$75.00	01/30/14	22397	0	MN BOARD OF SCHOOL ADMINISTRATORS (MBSA)
4	430280		\$1,560.00	01/30/14	27788	1	MN DECA- JACKIE SCHILLER
4	430281		\$820.00	01/30/14	01596	22	MN DEPARTMENT OF EDUCATION
4	430282		\$322.00	01/30/14	28694	0	MORGAN-BRIST, PATRICIA
4	430283		\$910.00	01/30/14	03216	0	MROS, RICHARD
4	430284		\$74.00	01/30/14	27959	0	MUDIMA, PETER
4	430285		\$5,881.97	01/30/14	22639	1	NEXTEL
4	430286		\$56.51	01/30/14	02489	1	OFFICE DEPOT COMPANY
4	430287		\$120.00	01/30/14	22010	0	OSTGARD, SEVERA E.
4	430288		\$237.50	01/30/14	28217	0	PAHL, MICHAEL
4	430289		\$812.74	01/30/14	21400	0	PALAY DISPLAY INDUSTRIES, INC.
4	430290		\$1,246.00	01/30/14	04846	0	PARK SQUARE THEATRE
4	430291		\$302.94	01/30/14	07810	1	PREMIUM WATERS, INC.

# Check Register Report

Bank Number	Check Number	Check Status	Check Amount	Check Date	Vendor Number	Vendor Address Number	Vendor Name
4	430292		\$85.00	01/30/14	27210	0	PROACT, INC.
4	430293		\$1,925.36	01/30/14	28185	0	RANDSTAD WORK SOLUTIONS
4	430294		\$227.50	01/30/14	28691	0	REIS, MICHAEL
4	430295		\$6.00	01/30/14	00016	2663	REU, SHERRY
4	430296		\$312.90	01/30/14	28168	0	ROARK, RICHARD JEFFREY
4	430297		\$5,000.00	01/30/14	28692	0	RTL CONSTRUCTION INC.
4	430298		\$34,627.00	01/30/14	09588	4	SAVAGE, CITY OF
4	430299		\$56.10	01/30/14	03196	6	SCHOLASTIC INC.
4	430300		\$31.20	01/30/14	27563	0	SHRED RIGHT
4	430301		\$683.00	01/30/14	03587	1	SIMPLEX GRINNELL
4	430302		\$624.00	01/30/14	25672	0	SPECIAL DELIVERY OF MINNESOTA, INC
4	430303		\$237.60	01/30/14	01637	0	THREE RIVERS PARK DISTRICT
4	430304		\$7,274.00	01/30/14	08203	2	TIES
4	430305		\$9,867.00	01/30/14	21008	0	TLC SPECIAL TRANSPORTATION
4	430306	Unissued	\$0.00	01/30/14	21008	0	TLC SPECIAL TRANSPORTATION
4	430307	Unissued	\$0.00	01/30/14	21008	0	TLC SPECIAL TRANSPORTATION
4	430308	Unissued	\$0.00	01/30/14	21008	0	TLC SPECIAL TRANSPORTATION
4	430309		\$95.78	01/30/14	21190	0	TROUSIL, WANDA
4	430310		\$2,384.04	01/30/14	04498	2	TRUGREEN PROCESSING CENTER
4	430311		\$1,770.09	01/30/14	28497	1	US BANK VOYAGER FLEET SYSTEMS
4	430312		\$37,397.40	01/30/14	04417	1	US FOODS INC
4	430313	Unissued	\$0.00	01/30/14	04417	1	US FOODS INC
4	430314	Unissued	\$0.00	01/30/14	04417	1	US FOODS INC
4	430315		\$250.00	01/30/14	21659	0	VSA MINNESOTA
4	430316		\$5.60	01/30/14	02776	0	XCEL ENERGY
4	430317		\$5,934.80	01/30/14	04451	11	XEROX CORPORATION
4	430318		\$928.05	01/30/14	27490	0	XEROX FINANCIAL SERVICES LLC
4	430319		\$3,480.00	01/30/14	07737	0	YOUTH FRONTIERS, INC.
4	430320		\$273.00	01/30/14	06363	0	YOUTH PERFORMANCE COMPANY
4	430321		\$14,425.64	01/30/14	04566	0	ZIEGLER INC.
4	430322		\$135.00	02/04/14	23555	0	AHLVERS, STEVE
4	430323		\$513.00	02/04/14	04895	0	ASSOCIATION OF CLERICAL EMPLOYEES
4	430324		\$77.00	02/04/14	24943	0	BERGERON, JASON
4	430325		\$50.00	02/04/14	08837	0	BEST WESTERN PREMIER NICOLLET INN
4	430326		\$74.00	02/04/14	27998	0	BLANK, DAWSON
4	430327		\$56.00	02/04/14	28343	0	BORG, ERIC
4	430328		\$74.00	02/04/14	23662	0	BOTHE, CHRIS
4	430329		\$1,890.00	02/04/14	09991	0	BURNSVILLE ASSOCIATION OF EDUCATIONAL ASSTS
4	430330		\$222.00	02/04/14	27018	0	CARTER, JEREMY
4	430331		\$74.00	02/04/14	08232	0	CLANCY, BILL
4	430332		\$43.28	02/04/14	00502	0	CORNERSTONE COPY CENTER

# Check Register Report

Bank Number	Check Number	Check Status	Check Amount	Check Date	Vendor Number	Vendor Address Number	Vendor Name
4	430333		\$40.00	02/04/14	28226	0	CRADDOCK, JEAN
4	430334		\$190.00	02/04/14	28225	0	CRADDOCK, LARRY
4	430335		\$62.00	02/04/14	00000	7125	CRAMPTON, ANDREA
4	430336		\$64.00	02/04/14	00000	594	DAY, KAY
4	430337		\$359.00	02/04/14	26702	0	DELTA MANAGEMENT ASSOCIATES, INC.
4	430338		\$50.00	02/04/14	26356	0	DIAZ RESENDIZ, MA ANA
4	430339		\$239.00	02/04/14	27974	0	ECMC
4	430340		\$1,119.05	02/04/14	28552	0	EDGEWOOD MARKETING GROUP
4	430341		\$193.00	02/04/14	28531	0	EDUCATION MINNESOTA
4	430342		\$79.00	02/04/14	00000	7126	ELLENDSON, TAYLOR
4	430343		\$80.00	02/04/14	28238	0	FLADMARK, MIKE
4	430344		\$195.00	02/04/14	26974	0	GENEREUX, PAUL
4	430345		\$220.00	02/04/14	00192	0	HARRISON, DAVID
4	430346		\$80.00	02/04/14	01950	0	HOLT, JAMES
4	430347		\$65.00	02/04/14	00000	7124	ISAACSON, DANIEL
4	430348		\$300.00	02/04/14	01994	0	J&R SCHOOL SUPPLIES, INC.
4	430349		\$80.00	02/04/14	07850	0	JENSEN, RANDY
4	430350		\$22,935.05	02/04/14	27633	0	KELLY SERVICES, INC.
4	430351		\$80.00	02/04/14	28360	0	KIEFFER, ROBERT
4	430352		\$24,018.67	02/04/14	02102	0	KRAUS-ANDERSON INS. AGENCY, INC.
4	430353		\$96.00	02/04/14	27950	0	LANGLAIS, MIKE
4	430354		\$116.00	02/04/14	20596	0	LARSEN, RICK
4	430355		\$195.00	02/04/14	27025	0	LEFEBVRE, NATHANIEL
4	430356		\$5,150.68	02/04/14	26241	0	M&E REALTY COMPANY
4	430357		\$74.00	02/04/14	22980	0	MANN, KEVIN
4	430358		\$66.00	02/04/14	08647	0	MARSHALL, JAMES
4	430359		\$105.00	02/04/14	09951	0	MATH MASTERS OF MN
4	430360		\$300.00	02/04/14	24960	0	MCCABE, ED
4	430361		\$74.00	02/04/14	23667	0	MCCRARY, KELLY
4	430362		\$353.95	02/04/14	24921	0	MECA SPORTSWEAR
4	430363		\$393.00	02/04/14	23866	0	MESSERLI & KRAMER PA
4	430364		\$95.00	02/04/14	09215	0	MN CHILDREN'S MUSEUM
4	430365		\$200.00	02/04/14	07914	2	MN DEPT OF LABOR AND INDUSTRY
4	430366		\$144.00	02/04/14	08769	0	NCPERS MINNESOTA
4	430367		\$80.00	02/04/14	27347	0	NEIBAUER, NICK
4	430368		\$224.75	02/04/14	27912	0	ODOM, JACOB
4	430369		\$300.00	02/04/14	24879	0	PEREZ, MELISSA M.
4	430370		\$410.00	02/04/14	26733	0	PETERSON, FRAM & BERGMAN
4	430371		\$80.00	02/04/14	22239	0	PHILLIPS, GORDON
4	430372		\$9,166.67	02/04/14	09588	1	SAVAGE, CITY OF
4	430373		\$224.75	02/04/14	28673	0	SCHARBER, MATT
4	430374		\$74.00	02/04/14	22306	0	SCHILLER, TOM

# Check Register Report

Bank Number	Check Number	Check Status	Check Amount	Check Date	Vendor Number	Vendor Address Number	Vendor Name
4	430375		\$7,715.57	02/04/14	07382	0	SCHOOL SERVICES EMPLOYEES LOCAL 284
4	430376		\$375.00	02/04/14	27951	0	SONIC SOUND ENTERTAINMENT
4	430377		\$66.00	02/04/14	28542	0	STEWART, CHARLES
4	430378		\$4,650.00	02/04/14	27742	1	STRATEGIC SOURCE INC
4	430379		\$123.40	02/04/14	28502	0	THE MCDOWELL AGENCY, INC.
4	430380		\$135.00	02/04/14	22337	0	THEISEN, CHAD
4	430381		\$438.00	02/04/14	01637	0	THREE RIVERS PARK DISTRICT
4	430382		\$2,727.07	02/04/14	28417	0	UNIVERSAL ATHLETIC SERVICE INC.
4	430383		\$195.00	02/04/14	28575	0	WHITE, TERRENCE
4	430384		\$750.00	02/04/14	07737	0	YOUTH FRONTIERS, INC.
4	430385		\$4,000.00	02/07/14	28363	0	ACET, INC.
4	430386		\$74.00	02/07/14	28705	0	AHRENDT, ANGELA
4	430387		\$21.50	02/07/14	06215	0	AIRPORT TAXI, INC.
4	430388		\$574.95	02/07/14	25114	0	ALL PRO SOUND
4	430389		\$1,887.75	02/07/14	26795	1	ALLIED PROFESSIONALS, INC.
4	430390		\$340.00	02/07/14	09426	0	ARNESON, AL
4	430391		\$13.50	02/07/14	28404	0	BOOTH & LAVORATO LLC
4	430392		\$80.00	02/07/14	28704	0	BOTHUN, DYLAN
4	430393		\$1,615.00	02/07/14	09972	0	BUCK HILL, INC.
4	430394		\$5,000.00	02/07/14	28702	0	BURNSVILLE HIGH SCHOOL TOUCHDOWN CLUB INC.
4	430395		\$8,210.87	02/07/14	04226	0	BURNSVILLE, CITY OF
4	430396	Unissued	\$0.00	02/07/14	04226	0	BURNSVILLE, CITY OF
4	430397		\$900.00	02/07/14	28637	0	CARLSON, NANCY
4	430398		\$360.00	02/07/14	20289	1	CDW GOVERNMENT, INC.
4	430399		\$266.02	02/07/14	02781	5	CENTURYLINK
4	430400		\$60.00	02/07/14	28260	0	CHOY, SERGIO R.
4	430401		\$1,331.24	02/07/14	03866	0	CONTINENTAL CLAY COMPANY
4	430402		\$604.47	02/07/14	28540	0	CORE BEVERAGE
4	430403		\$177.95	02/07/14	00647	0	CROWN RENTAL, INC.
4	430404		\$84.00	02/07/14	22013	0	CUSTOM WATER WORKS
4	430405		\$74.00	02/07/14	28696	0	DALLE, MATT
4	430406		\$442.50	02/07/14	20524	0	DEWALD, RINA C.
4	430407		\$9,020.81	02/07/14	00641	0	DICK'S/LAKEVILLE SANITATION, INC.
4	430408		\$3,710.00	02/07/14	28666	0	DODGE, CECELIA
4	430409		\$82.25	02/07/14	26331	0	EDUCATION TO GO
4	430410		\$348.45	02/07/14	06626	1	EDUCATIONAL PRODUCTS, INC
4	430411		\$630.88	02/07/14	26262	0	EDUCATORS BENEFIT CONSULTANTS, LLC
4	430412		\$787.00	02/07/14	06690	1	FIRST TECH COMPUTER
4	430413		\$11,736.88	02/07/14	04527	2	FOLLETT SOFTWARE COMPANY
4	430414		\$84.41	02/07/14	28202	0	FOUNDATION 191
4	430415		\$120.00	02/07/14	27564	0	HADI, MOHAMED

# Check Register Report

Bank Number	Check Number	Check Status	Check Amount	Check Date	Vendor Number	Vendor Address Number	Vendor Name
4	430416		\$149.43	02/07/14	28700	0	HEITZ HANDBELLS AND MUSIC
4	430417		\$80.00	02/07/14	26825	0	ITH, VANHUON
4	430418		\$349.00	02/07/14	23420	0	IXL LEARNING, INC.
4	430419		\$195.00	02/07/14	28695	0	JACKSON, ERIC
4	430420		\$19.77	02/07/14	27225	0	K&K EXPRESS, LLC
4	430421		\$40,063.09	02/07/14	27633	0	KELLY SERVICES, INC.
4	430422		\$667.54	02/07/14	28698	0	KIEHL, KASEY
4	430423		\$232.07	02/07/14	27932	1	MATHESON TRI-GAS, INC.
4	430424		\$100.00	02/07/14	08865	0	METRO ECSU
4	430425		\$8,058.79	02/07/14	03029	1	MINNESOTA ENERGY RESOURCES CORPORATION
4	430426		\$386.00	02/07/14	27547	1	MINNESOTA OFFICE TECHNOLOGY GROUP
4	430427		\$810.00	02/07/14	09181	0	MN ASSOC OF SCHOOL ADMINISTRATORS (MASA)
4	430428		\$1,310.00	02/07/14	03216	0	MROS, RICHARD
4	430429		\$405.00	02/07/14	22324	0	MULTILINGUAL WORD, INC.
4	430430		\$510.00	02/07/14	28357	0	NATAS-UPPER MIDWEST FOUNDATION
4	430431		\$13.80	02/07/14	00001	1514	NOVAK, REBECCA
4	430432		\$54.60	02/07/14	28146	1	ODWALLA
4	430433		\$816.87	02/07/14	28699	0	PELKA, JESSICA
4	430434		\$420.00	02/07/14	24879	0	PEREZ, MELISSA M.
4	430435		\$155.13	02/07/14	24681	0	PROFESSIONAL WIRELESS COMMUNICATIONS
4	430436		\$1,152.33	02/07/14	28185	0	RANDSTAD WORK SOLUTIONS
4	430437		\$435.00	02/07/14	08798	12	REGENTS OF THE UNIVERSITY OF MINNESOTA
4	430438		\$60.00	02/07/14	26869	0	ROBLES, ISMAEL MIGUEL
4	430439		\$114.00	02/07/14	28701	0	ROGERS, KATHERINE "KATY"
4	430440		\$5,558.51	02/07/14	09588	0	SAVAGE, CITY OF
4	430441		\$31.20	02/07/14	27563	0	SHRED RIGHT
4	430442		\$1,036.80	02/07/14	01798	0	SPARTAN PROMOTION GROUP
4	430443		\$14.21	02/07/14	03640	5	STAPLES PRINT SOLUTIONS
4	430444		\$750.00	02/07/14	28703	0	STARKEY, ROBERT
4	430445		\$10,047.00	02/07/14	28706	0	STRATEGIC STAFFING SOLUTIONS, LLC
4	430446		\$195.00	02/07/14	26441	0	SYMANITZ, DAVID
4	430447		\$5,034.50	02/07/14	21008	0	TLC SPECIAL TRANSPORTATION
4	430448	Unissued	\$0.00	02/07/14	21008	0	TLC SPECIAL TRANSPORTATION
4	430449	Unissued	\$0.00	02/07/14	21008	0	TLC SPECIAL TRANSPORTATION
4	430450	Unissued	\$0.00	02/07/14	21008	0	TLC SPECIAL TRANSPORTATION
4	430451		\$239.02	02/07/14	28417	0	UNIVERSAL ATHLETIC SERVICE INC.
4	430452		\$27,317.44	02/07/14	04417	1	US FOODS INC
4	430453	Unissued	\$0.00	02/07/14	04417	1	US FOODS INC
4	430454	Unissued	\$0.00	02/07/14	04417	1	US FOODS INC

# Check Register Report

Bank Number	Check Number	Check Status	Check Amount	Check Date	Vendor Number	Vendor Address Number	Vendor Name
4	430455		\$249.93	02/07/14	27728	1	US GAMES
4	430456		\$158.94	02/07/14	20007	0	WASTE MANAGEMENT
4	430457		\$350.00	02/07/14	26087	0	WEST, STEPHEN
4	430458		\$421.10	02/07/14	05189	0	WI CENTER FOR EDUCATION RESEARCH
4	430459		\$103.15	02/07/14	04451	11	XEROX CORPORATION
4	430460		\$106.07	02/07/14	03866	0	CONTINENTAL CLAY COMPANY
4	430461		\$2,211.94	02/10/14	00766	0	NORTHFIELD LINES, INC.
4	430462		\$10,962.78	02/16/14	28147	1	AGROPUR
4	430463	Unissued	\$0.00	02/16/14	28147	1	AGROPUR
4	430464	Unissued	\$0.00	02/16/14	28147	1	AGROPUR
4	430465	Unissued	\$0.00	02/16/14	28147	1	AGROPUR
4	430466	Unissued	\$0.00	02/16/14	28147	1	AGROPUR
4	430467	Unissued	\$0.00	02/16/14	28147	1	AGROPUR
4	430468	Unissued	\$0.00	02/16/14	28147	1	AGROPUR
4	430469		\$359.44	02/16/14	03503	0	AMERICAN TIME & SIGNAL
4	430470		\$38.90	02/16/14	01365	0	AMERIPRIDE LINEN AND APPAREL SERVICES
4	430471		\$1,000.00	02/16/14	00249	1	APPLE COMPUTER INC.
4	430472		\$97.03	02/16/14	03178	1	AQUA LOGIC, INC.
4	430473		\$135.02	02/16/14	00428	0	ARAMARK
4	430474		\$221.96	02/16/14	00386	1	BARNES & NOBLE INC
4	430475		\$10,995.00	02/16/14	25229	0	BERGIN FRUIT & NUT CO.
4	430476	Unissued	\$0.00	02/16/14	25229	0	BERGIN FRUIT & NUT CO.
4	430477	Unissued	\$0.00	02/16/14	25229	0	BERGIN FRUIT & NUT CO.
4	430478	Unissued	\$0.00	02/16/14	25229	0	BERGIN FRUIT & NUT CO.
4	430479		\$1,995.50	02/16/14	08358	0	BERTELSON TOTAL OFFICE SOLUTIONS
4	430480		\$890.59	02/16/14	03544	2	BEST BUY BUSINESS ADVANTAGE ACCOUNT
4	430481		\$658.18	02/16/14	26720	0	BLUE BELL ENTERPRISES, INC.
4	430482		\$2,150.00	02/16/14	00673	0	BURNSVILLE, CITY OF
4	430483		\$36,593.75	02/16/14	20289	1	CDW GOVERNMENT, INC.
4	430484	Unissued	\$0.00	02/16/14	20289	1	CDW GOVERNMENT, INC.
4	430485		\$414.00	02/16/14	25513	1	CHURCH OFFSET PRINTING, INC.
4	430486		\$541.36	02/16/14	00552	1	CONNEY SAFETY PRODUCTS
4	430487		\$239.50	02/16/14	23509	1	COOL AIR MECHANICAL, INC.
4	430488		\$108.40	02/16/14	00645	0	CUB FOODS
4	430489		\$940.57	02/16/14	00279	0	D.S.D., INC.
4	430490		\$42,464.63	02/16/14	24183	0	DAKOTA TRANSPORT, INC.
4	430491		\$378.95	02/16/14	27572	1	DALLAS INTERNATIONAL
4	430492		\$850.00	02/16/14	24933	0	DURAND MANUFACTURING, INC.
4	430493		\$1,389.00	02/16/14	06626	1	EDUCATIONAL PRODUCTS, INC
4	430494		\$351.90	02/16/14	01078	0	ELECTRO WATCHMAN, INC.
4	430495		\$77.50	02/16/14	23054	1	FASTENAL

# Check Register Report

Bank Number	Check Number	Check Status	Check Amount	Check Date	Vendor Number	Vendor Address Number	Vendor Name
4	430496		\$8,522.50	02/16/14	26109	0	FIELD ENVIRONMENTAL CONSULTING, INC.
4	430497		\$37,398.00	02/16/14	01475	0	FRIEDGES LANDSCAPING, INC.
4	430498		\$197.50	02/16/14	01541	1	GENERAL PARTS, LLC
4	430499		\$1,504.22	02/16/14	04387	1	GRAINGER
4	430500		\$1,087.66	02/16/14	09046	0	HI TECH REFRIGERATION
4	430501		\$9,067.65	02/16/14	09318	1	HILLYARD INC - MINNEAPOLIS
4	430502		\$2,304.99	02/16/14	25854	1	HOCKENBERGS
4	430503		\$270.95	02/16/14	04818	0	HORIZON COMMERCIAL POOL SUPPLY
4	430504		\$112.20	02/16/14	02055	0	JANELLE PUBLICATIONS, INC.
4	430505		\$51.21	02/16/14	07486	1	JOHNSTONE SUPPLY
4	430506		\$182.00	02/16/14	27253	0	LANDS BEST FOODS LLC
4	430507		\$150.00	02/16/14	06419	1	LENSCRAFTERS, INC.
4	430508		\$489.18	02/16/14	05077	0	LOCKSAFE, INC.
4	430509		\$1,025.47	02/16/14	02196	0	MACKIN EDUCATIONAL RESOURCES
4	430510		\$5,700.00	02/16/14	07752	0	MILLER ELECTRIC, INC.
4	430511		\$1,881.00	02/16/14	08999	1	MINNESOTA ELEVATOR INC
4	430512		\$373.00	02/16/14	27547	1	MINNESOTA OFFICE TECHNOLOGY GROUP
4	430513		\$420.00	02/16/14	28041	0	MIXMI BRANDS INC.
4	430514		\$104.00	02/16/14	09177	0	MINNESOTA SAFETY COUNCIL
4	430515		\$5.49	02/16/14	03519	0	NAPA AUTO PARTS
4	430516		\$601.86	02/16/14	02489	1	OFFICE DEPOT COMPANY
4	430517		\$475.00	02/16/14	27700	0	OLYMPIC COMMUNICATIONS INC.
4	430518		\$68.85	02/16/14	07810	1	PREMIUM WATERS, INC.
4	430519		\$618.00	02/16/14	21744	0	QUALITY AIR MECHANICAL, INC.
4	430520		\$421.64	02/16/14	28508	0	QUALITY BLENDING
4	430521		\$312.20	02/16/14	23374	0	RECYCLE TECHNOLOGIES, INC.
4	430522		\$229.48	02/16/14	05511	0	RED WING SHOE STORE
4	430523		\$98.99	02/16/14	21851	0	RED WING SHOE STORE
4	430524		\$517.72	02/16/14	03537	1	SCHOOL HEALTH SUPPLY CO., INC.
4	430525		\$108.76	02/16/14	25097	1	SCHOOL SPECIALTY INC
4	430526		\$149.00	02/16/14	27772	0	SEWER DAWGS PLUMBING & DRAINS LLC
4	430527		\$3,490.21	02/16/14	03587	1	SIMPLEX GRINNELL
4	430528		\$787.55	02/16/14	03689	0	STATE SUPPLY CO., INC.
4	430529		\$398.52	02/16/14	24698	0	SUPLAY PRODUCTS INC
4	430530		\$5,250.00	02/16/14	26700	1	TOOLS4EVER
4	430531		\$120.36	02/16/14	04060	0	TRANS-MISSISSIPPI BIOLOGICAL SUPPLY
4	430532		\$1,491.69	02/16/14	03802	0	TRIO SUPPLY
4	430533		\$125.00	02/16/14	05900	0	UNIQUE SOFTWARE CORPORATION
4	430534		\$486.30	02/16/14	01197	1	US FOODS CULINARY EQUIPMENT & SUPPLIES LLC
4	430535		\$1,785.45	02/16/14	01333	0	VIDEOTRONIX, INC.

# Check Register Report

Bank Number	Check Number	Check Status	Check Amount	Check Date	Vendor Number	Vendor Address Number	Vendor Name
4	430536		\$254.44	02/16/14	04284	0	W.W. GOETSCH & ASSOC.
4	430537		\$1,242.92	02/16/14	07032	1	WILLIAM H. SADLIER, INC.
4	430538		\$15,267.81	02/16/14	26238	0	YOCUM OIL COMPANY
4	430539		\$780.00	02/16/14	04566	0	ZIEGLER INC.
4	430540		\$74.00	02/11/14	23014	0	ADDY, DAVID
4	430541		\$840.00	02/11/14	28566	0	AHERN, PATRICK
4	430542		\$60.00	02/11/14	27129	0	ALI, AMAAL
4	430543		\$910.20	02/11/14	01365	0	AMERIPRIDE LINEN AND APPAREL SERVICES
4	430544		\$74.00	02/11/14	25977	0	ANDERSON, LONNIE
4	430545		\$1,331.68	02/11/14	05057	0	ARROWWOOD RESORT & CONFERENCE CENTER
4	430546		\$89.00	02/11/14	00098	1	ASCD
4	430547		\$74.00	02/11/14	23576	0	BAKER, KEVIN
4	430548		\$3,142.50	02/11/14	27679	0	BENEFITFOCUS.COM, INC.
4	430549		\$74.00	02/11/14	20522	0	BLOCK, DAN
4	430550		\$74.00	02/11/14	06463	0	BOHMBACH, JOHN
4	430551		\$80.00	02/11/14	28709	0	BOTHOF, TIM
4	430552		\$160.00	02/11/14	28704	0	BOTHUN, DYLAN
4	430553		\$74.00	02/11/14	23017	0	CASEY, MIKE
4	430554		\$1,850.00	02/11/14	06392	0	COMPAS, INC.
4	430555		\$800.00	02/11/14	20738	0	COY, JOHN
4	430556		\$40.00	02/11/14	28225	0	CRADDOCK, LARRY
4	430557		\$80.00	02/11/14	28269	0	CUPERSMITH, FRANK
4	430558		\$74.00	02/11/14	25457	0	DAHL, ANTHONY
4	430559		\$168.40	02/11/14	24217	1	DAKOTA COUNTY TREASURER AUDITOR
4	430560		\$74.00	02/11/14	28696	0	DALLE, MATT
4	430561		\$154.00	02/11/14	03139	0	DELMONICO, DAVE
4	430562		\$74.00	02/11/14	08991	0	DORNFELD, MATTHEW
4	430563		\$80.00	02/11/14	28707	0	DRAPER, MARK
4	430564		\$3,528.50	02/11/14	00930	3	DRIVER AND VEHICLE SERVICES DIVISION
4	430565		\$5.00	02/11/14	00930	2	DRIVER VEHICLE SERVICES
4	430566		\$40.00	02/11/14	28238	0	FLADMARK, MIKE
4	430567		\$40.00	02/11/14	28194	0	GAIDA, MARCUS
4	430568		\$40.00	02/11/14	28193	0	GAIDA, PEG
4	430569		\$714.00	02/11/14	25408	0	HISTORY THEATRE, INC.
4	430570		\$56.00	02/11/14	26932	0	HOFER, MIKE
4	430571		\$74.00	02/11/14	27986	0	HUGHES, D SCOTT
4	430572		\$7,200.32	02/11/14	09327	0	INTERMEDIATE SCHOOL DISTRICT 917
4	430573		\$80.00	02/11/14	07850	0	JENSEN, RANDY
4	430574		\$228.00	02/11/14	26990	0	JOHNSON, BRENT
4	430575		\$304.00	02/11/14	24067	0	JOHNSON, DENNIS

# Check Register Report

Bank Number	Check Number	Check Status	Check Amount	Check Date	Vendor Number	Vendor Address Number	Vendor Name
4	430576		\$11.00	02/11/14	00000	7127	KADERLIK, LYNETTE
4	430577		\$368.55	02/11/14	08356	1	KENNEDY & GRAVEN, CHARTERED
4	430578		\$56.00	02/11/14	03225	0	KORTE, STEVE
4	430579		\$74.00	02/11/14	28344	0	LAIRD, CRAIG
4	430580		\$19.00	02/11/14	00000	1576	MARTEL, VALERIE
4	430581		\$160.00	02/11/14	28710	0	MCDONOUGH, PATRICK
4	430582		\$200.00	02/11/14	08865	0	METRO ECSU
4	430583		\$437.50	02/11/14	22385	0	METRO TRANSIT
4	430584		\$1,090.00	02/11/14	02538	0	MN ELEMENTARY SCHOOL PRINCIPALS ASSOC (MESPA)
4	430585		\$400.50	02/11/14	00453	0	MULCAHY COMPANY, INC.
4	430586		\$78.75	02/11/14	22324	0	MULTILINGUAL WORD, INC.
4	430587		\$2,829.96	02/11/14	24335	1	NEW DOMINION SCHOOL
4	430588		\$77.00	02/11/14	21434	0	NOLANDER, STEVE
4	430589		\$130.50	02/11/14	27912	0	ODOM, JACOB
4	430590		\$77.00	02/11/14	05032	0	PARKER, SCOTT
4	430591		\$60.00	02/11/14	24879	0	PEREZ, MELISSA M.
4	430592		\$114.00	02/11/14	27541	0	PLASZCZ, STEVE FRANK
4	430593		\$845.00	02/11/14	28185	0	RANDSTAD WORK SOLUTIONS
4	430594		\$80.00	02/11/14	25516	0	REAMER, MARK
4	430595		\$3,860.00	02/11/14	06079	0	RICHFIELD BUS COMPANY
4	430596		\$174.00	02/11/14	28673	0	SCHARBER, MATT
4	430597		\$624.00	02/11/14	25672	0	SPECIAL DELIVERY OF MINNESOTA, INC
4	430598		\$74.00	02/11/14	28711	0	STASSEN, STEPHANIE
4	430599		\$74.00	02/11/14	28589	0	SULLIVAN, LAMARR
4	430600		\$80.00	02/11/14	28685	0	TAYLOR, IAN
4	430601		\$2,275.00	02/11/14	28667	0	THE IMPROVE GROUP, INC.
4	430602		\$7,586.28	02/11/14	28708	0	THE WATER HEATER GUY
4	430603		\$135.00	02/11/14	22337	0	THEISEN, CHAD
4	430604		\$4,208.01	02/11/14	08203	1	TIES
4	430605		\$13,216.50	02/11/14	21008	0	TLC SPECIAL TRANSPORTATION
4	430606	Unissued	\$0.00	02/11/14	21008	0	TLC SPECIAL TRANSPORTATION
4	430607	Unissued	\$0.00	02/11/14	21008	0	TLC SPECIAL TRANSPORTATION
4	430608	Unissued	\$0.00	02/11/14	21008	0	TLC SPECIAL TRANSPORTATION
4	430609	Unissued	\$0.00	02/11/14	21008	0	TLC SPECIAL TRANSPORTATION
4	430610		\$978.00	02/11/14	27819	0	US BANK EQUIPMENT FINANCE
4	430611		\$12,392.50	02/11/14	04417	1	US FOODS INC
4	430612	Unissued	\$0.00	02/11/14	04417	1	US FOODS INC
4	430613		\$7,840.61	02/11/14	02776	0	XCEL ENERGY
4	430614		\$4,457.28	02/11/14	04451	11	XEROX CORPORATION
4	430615	Unissued	\$0.00	02/11/14	04451	11	XEROX CORPORATION
4	430616	Unissued	\$0.00	02/11/14	04451	11	XEROX CORPORATION

# Check Register Report

Bank Number	Check Number	Check Status	Check Amount	Check Date	Vendor Number	Vendor Address Number	Vendor Name
<b>Check Count</b>	<b>691</b>	<b>Grand Total</b>	<b>\$2,478,783.94</b>				

# Check Register Report

Bank Number	Check Number	Check Status	Check Amount	Check Date	Vendor Number	Vendor Address Number	Vendor Name
3	100900		\$23,850.73	01/31/14	26500	0	ARMSTRONG TORSETH SKOLD & RYDEEN INC.
3	100901		\$75,440.00	01/31/14	22015	0	CM CONSTRUCTION COMPANY, INC.
3	100902		\$465.30	01/31/14	09272	2	ECM PUBLISHERS, INC.
3	100903		\$2,174.95	01/31/14	27745	0	PLADSON ENVIRONMENTAL, INC.
3	100904		\$12,000.00	01/31/14	28323	0	PREMIER TEST & BALANCE INC
3	100905		\$3,100.00	01/31/14	23241	0	RYAN MECHANICAL, INC.
3	100906		\$7,800.00	01/31/14	28642	0	VALLEY RICH CO, INC
3	100907		\$13,000.00	01/31/14	04563	0	WENZEL PLUMBING-HEATING-COOLING
<b>Check Count</b>	<b>8</b>	<b>Grand Total</b>	<b>\$137,830.98</b>				



**Agenda II.B.5  
March 6, 2014**

**TO: Joe Gothard, Superintendent**

**FROM: Lisa K. Rider, Executive Director of Business Services**

**DATE: March 6, 2014**

**RE: Budget Analysis for the Month Ending January 31, 2014**

**RECOMMENDATION:** That the Board accept the Budget Analysis for the month ending January 31, 2014

The January Budget Reports are presented for Board information and review. The reports indicate the following:

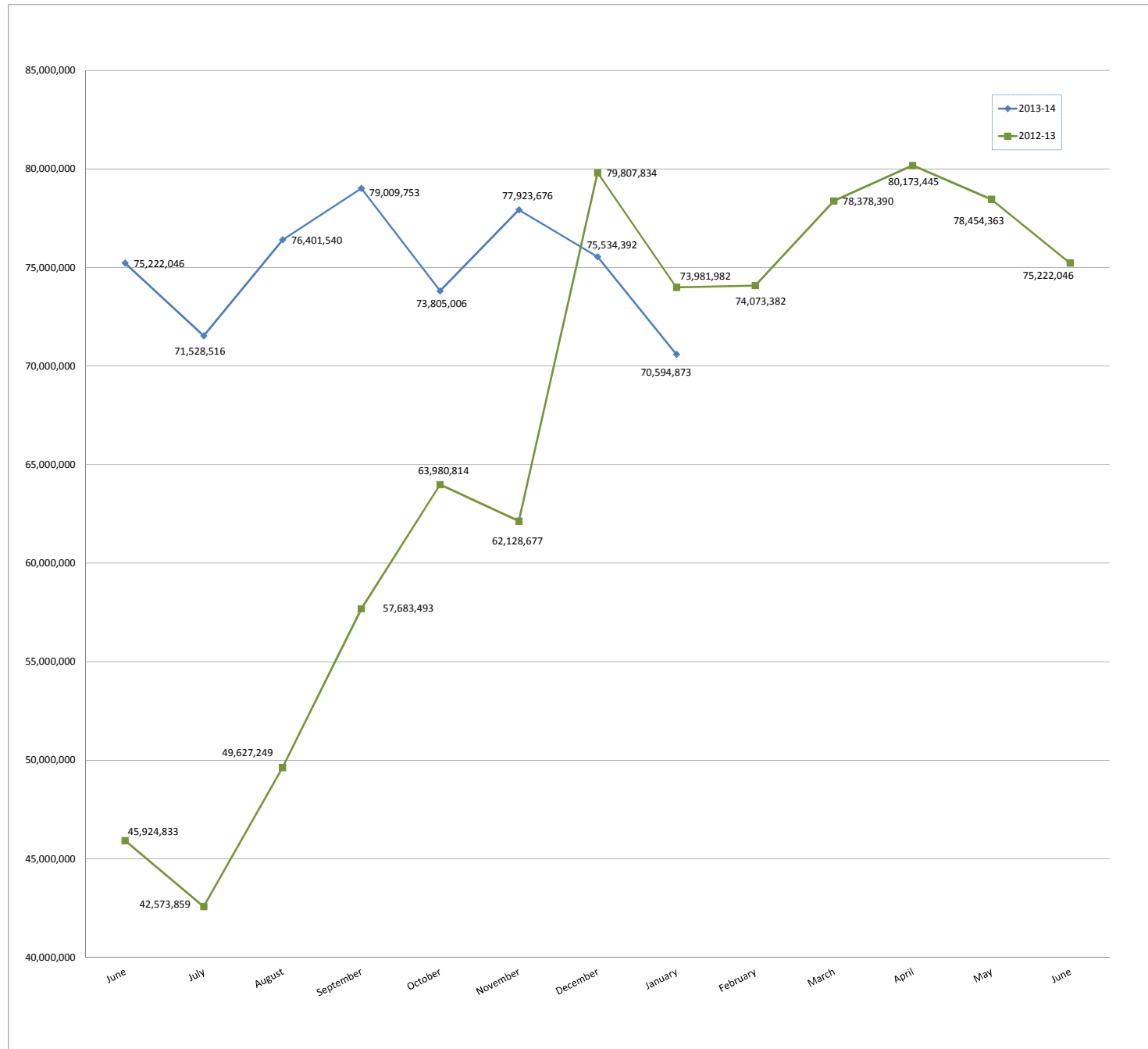
	<u>Year-to-Date Revenue</u>	<u>% of Adopted Budget</u>	<u>Year-to-Date Expenditures</u>	<u>% of Adopted Budget</u>
All Funds	\$ 81,044,548	53.60%	\$ 84,089,945	50.08%
General Fund	\$ 61,240,048	54.44%	\$ 54,930,999	47.61%

To assist the Board in monitoring monthly financial activity and to help identify budget-to-actual deviations, the following graphs have been developed for all funds and the general fund:

Cash and Investments by Month for Last year and Current year  
Revenues Year-to-Date for Last two years and Current year  
Expenditures Year-to-Date for Last two years and Current year

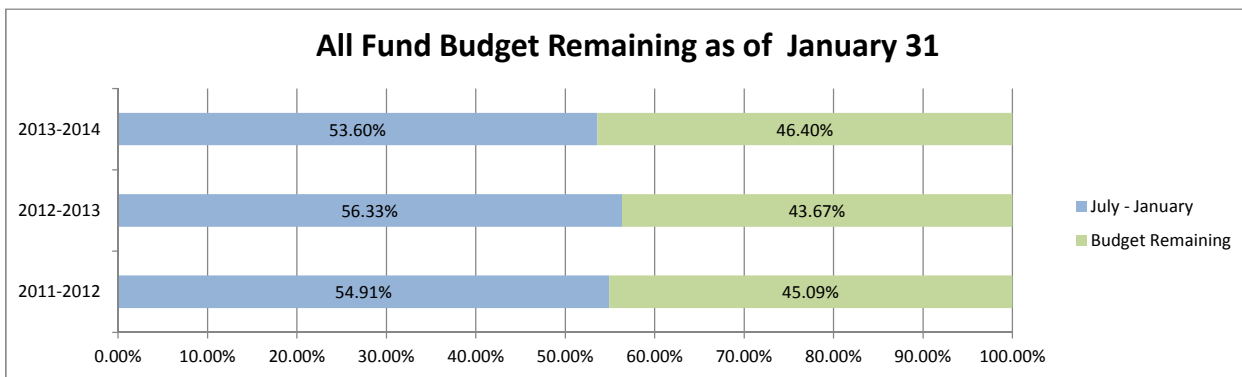
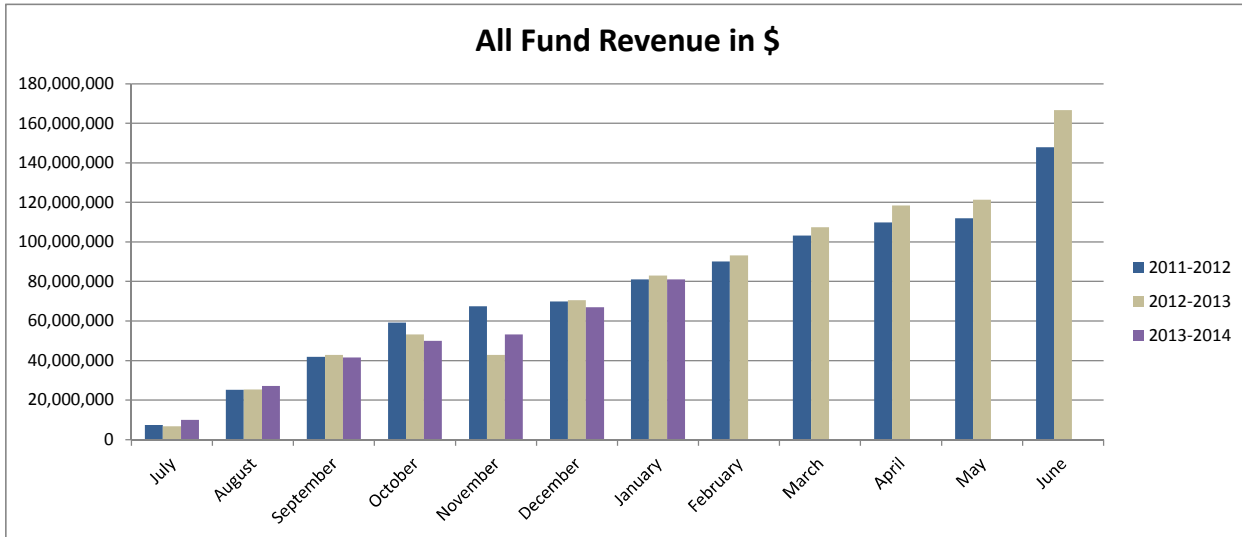
All of the reports and graphs show last year's actual figures, this year's budget and this year's activity to day. Additional detail is available upon request. I would be glad to answer any questions regarding these reports.

ALL FUNDS CASH AND INVESTMENTS  
2012-13 AND 2013-14



**REVENUE COMPARISON  
ALL FUNDS**

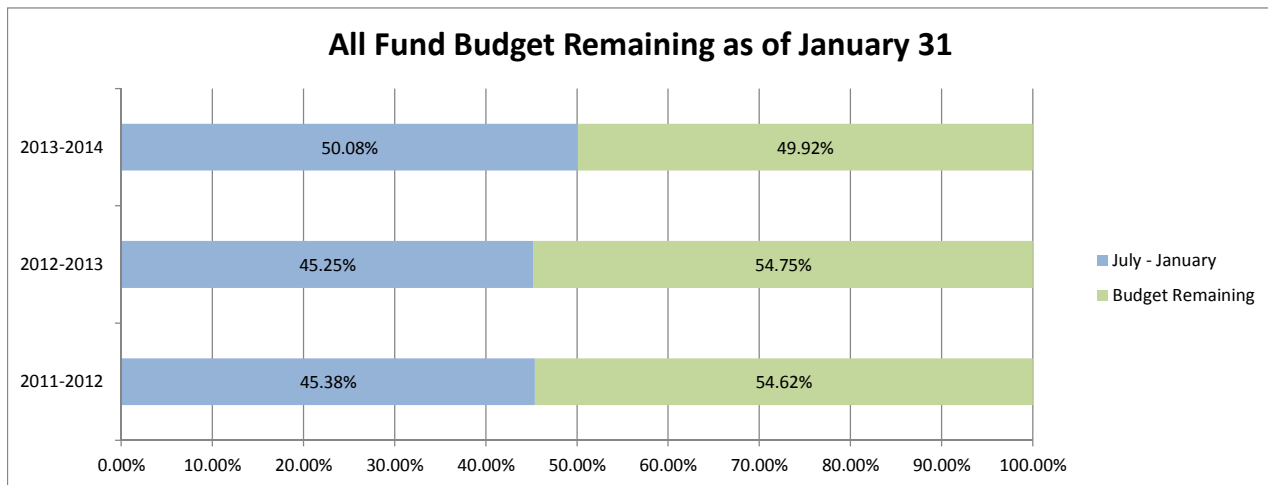
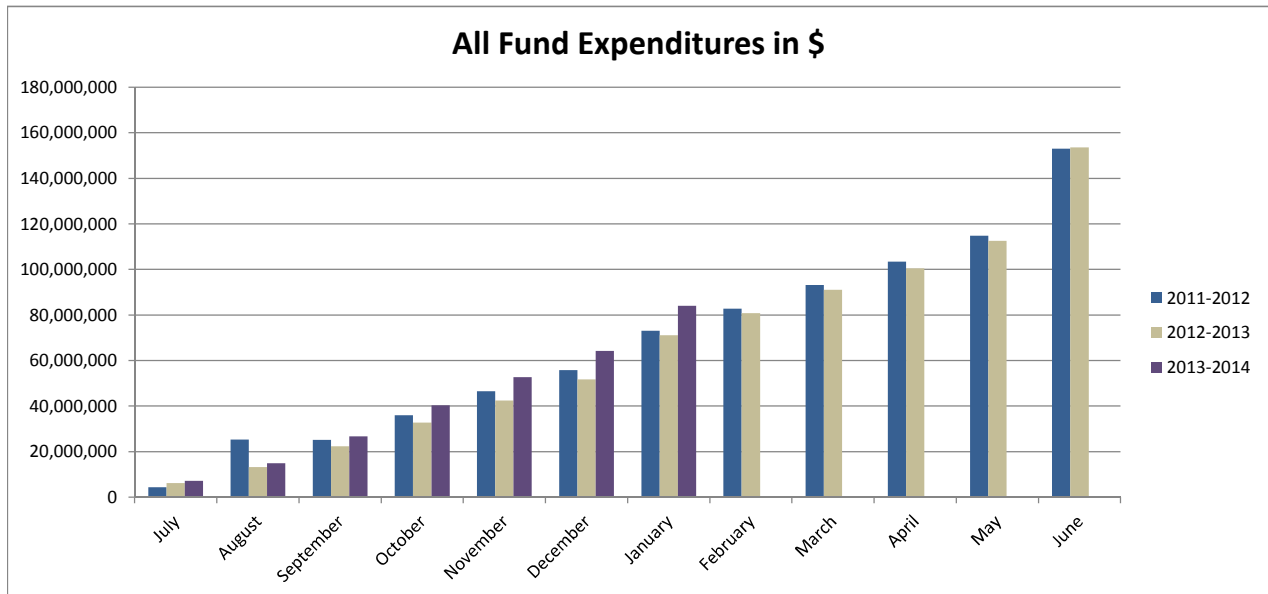
	2011-2012		2012-2013		2013-2014	
	\$	%	\$	%	\$	%
July	7,383,166	5.12%	6,717,367	4.56%	9,962,088	6.59%
August	25,261,709	17.51%	25,348,903	17.19%	27,156,320	17.96%
September	41,882,133	29.02%	42,917,836	29.11%	41,620,021	27.53%
October	59,133,007	40.97%	53,192,279	36.08%	49,945,312	33.03%
November	67,424,877	46.72%	42,858,382	29.07%	53,270,705 **	35.23%
December	69,852,511	48.40%	70,557,852	47.86%	66,951,638	44.28%
January	80,977,156	54.91%	83,041,876	56.33%	81,044,548	53.60%
February	90,046,599	61.06%	93,179,691	63.20%		
March	103,238,821	70.01%	107,347,885	72.82%		
April	109,880,526	74.51%	118,511,244	80.39%		
May	112,034,809	75.97%	121,307,518	82.28%		
June	147,941,735	100.32%	166,612,030	113.01%		
<b>BUDGET</b>	<b>147,471,770</b>	<b>100.00%</b>	<b>147,425,062</b>	<b>100.00%</b>	<b>151,200,818</b>	<b>100.00%</b>



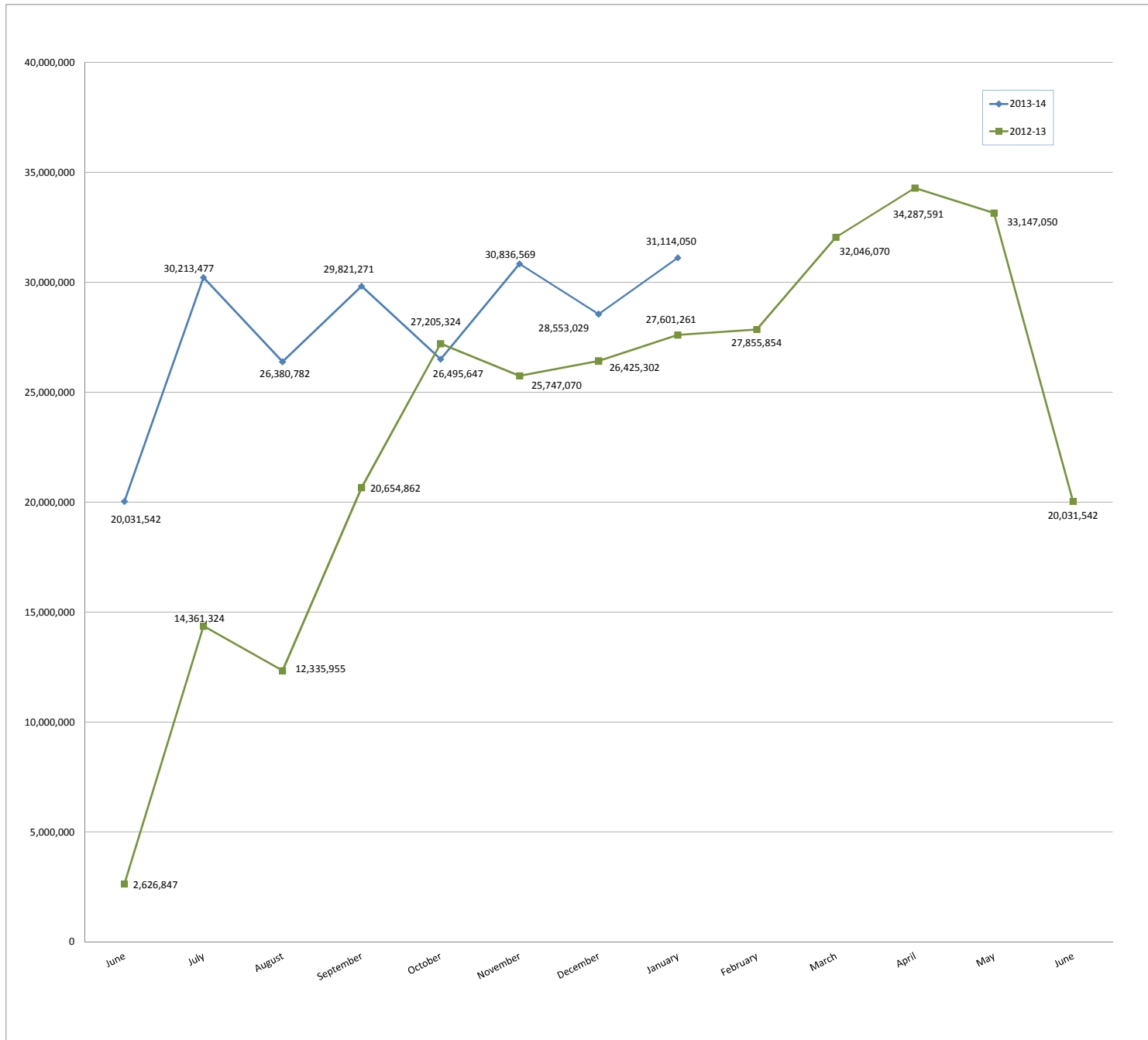
\*\* The year to year comparison will vary due to the timing of the reversal of prior year accruals.

**EXPENDITURE COMPARISON  
ALL FUNDS**

	2011-2012		2012-2013		2013-2014	
	\$	%	\$	%	\$	%
July	4,443,384	2.80%	6,237,592	3.97%	7,158,138	4.26%
August	25,261,709	17.51%	13,194,220	8.39%	14,925,772	8.89%
September	25,168,247	15.85%	22,408,191	14.25%	26,723,106	15.92%
October	35,939,090	22.64%	32,775,109	20.84%	40,284,425	23.99%
November	46,557,513	29.33%	42,419,942	26.97%	52,655,277	31.36%
December	55,841,757	35.17%	51,677,418	32.86%	64,273,426	38.28%
January	73,137,729	45.38%	71,167,003	45.25%	84,089,945	50.08%
February	82,827,435	51.39%	80,797,834	51.38%		
March	93,227,208	58.70%	91,013,593	57.87%		
April	103,394,820	64.16%	100,500,565	63.91%		
May	114,729,069	71.19%	112,589,482	71.59%		
June	152,945,362	94.91%	153,627,737	97.69%		
<b>BUDGET</b>	<b>161,149,725</b>	<b>100.00%</b>	<b>157,261,314</b>	<b>100.00%</b>	<b>167,911,404</b>	<b>100.00%</b>

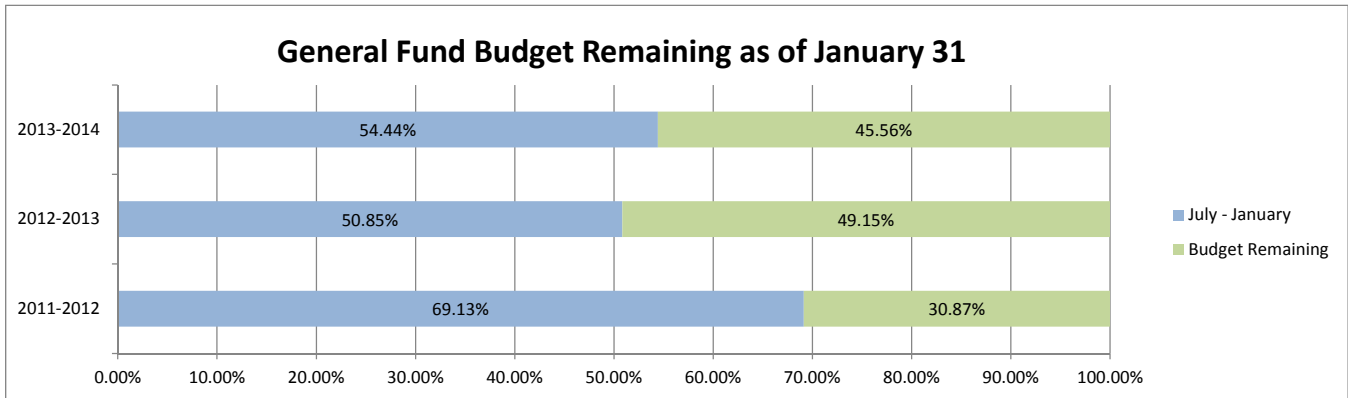
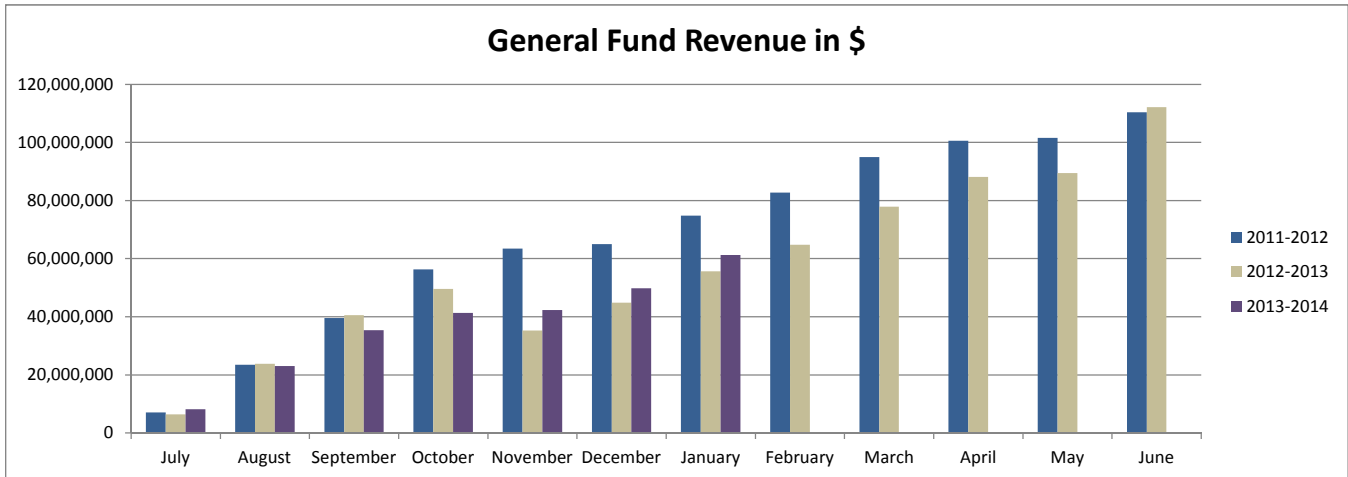


GENERAL FUND CASH AND INVESTMENTS  
2012-13 AND 2013-14



**REVENUE COMPARISON  
GENERAL FUND**

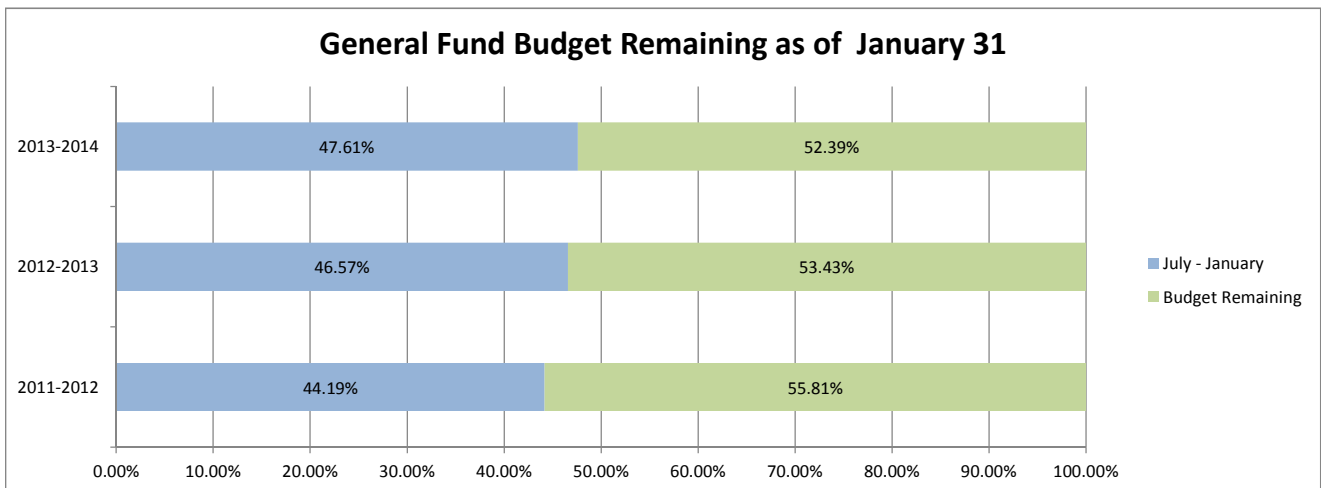
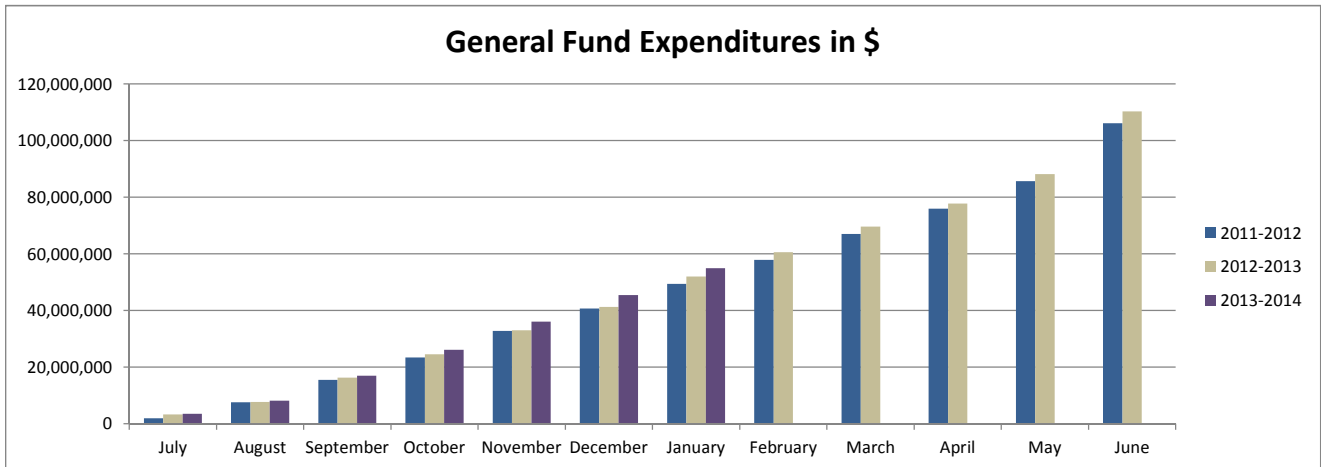
	2011-2012		2012-2013		2013-2014	
	\$	%	\$	%	\$	%
July	7,093,997	6.62%	6,416,600	5.86%	8,213,239	7.30%
August	23,532,598	21.96%	23,874,618	21.80%	23,035,862	20.48%
September	39,551,743	36.91%	40,538,045	37.02%	35,369,620	31.44%
October	56,355,393	52.59%	49,597,402	45.29%	41,313,574	36.72%
November	63,472,487	59.23%	35,235,834	32.18%	42,329,912 **	37.63%
December	65,012,573	60.67%	44,832,554	40.94%	49,821,048	44.29%
January	74,806,802	69.13%	55,686,273	50.85%	61,240,048	54.44%
February	82,739,097	79.46%	64,825,144	59.19%		
March	94,960,790	87.76%	77,846,400	71.09%		
April	100,543,940	92.91%	88,163,261	80.51%		
May	101,530,967	93.82%	89,486,592	81.71%		
June	110,320,643	101.95%	112,117,128	102.38%		
<b>BUDGET</b>	<b>108,215,137</b>	<b>100.00%</b>	<b>109,511,368</b>	<b>100.00%</b>	<b>112,496,929</b>	<b>100.00%</b>



\*\* The year to year comparison will vary due to the timing of the reversal of prior year accruals.

**EXPENDITURE COMPARISON  
GENERAL FUND**

	2011-2012		2012-2013		2013-2014	
	\$	%	\$	%	\$	%
July	1,920,659	1.72%	3,291,612	2.95%	3,493,163	3.03%
August	7,602,157	6.80%	7,718,161	6.91%	8,175,160	7.09%
September	15,549,941	13.92%	16,257,842	14.55%	16,950,675	14.69%
October	23,463,345	21.00%	24,586,322	22.00%	26,176,565	22.69%
November	32,846,900	29.40%	32,970,837	29.51%	36,060,193	31.26%
December	40,659,617	36.39%	41,323,030	36.98%	45,489,506	39.43%
January	49,371,206	44.19%	52,038,938	46.57%	54,930,999	47.61%
February	57,853,489	51.78%	60,580,030	54.22%		
March	67,054,177	60.01%	69,662,177	62.35%		
April	75,967,418	67.99%	77,809,730	69.64%		
May	85,694,257	76.70%	88,121,623	78.87%		
June	106,139,768	94.99%	110,325,578	98.74%		
<b>BUDGET</b>	<b>110,032,711</b>	<b>100.00%</b>	<b>111,732,524</b>	<b>100.00%</b>	<b>115,368,022</b>	<b>100.00%</b>





**To:** Members, Board of Education  
Superintendent Gothard  
Agenda Item II.B.6  
March 6, 2014

**From:** Chair Schmid

**Re:** March 13, 2014, Board Meeting

**Date:** March 6, 2014

**Recommendations:** Cancel the regular board meeting that is scheduled on March 13, 2014.

It is recommended that the regular board meeting scheduled on March 13, 2014, be canceled due to schedule conflicts and workflow matters.



**Agenda III.A.  
March 6, 2014**

**To: Members, Board of Education**

**From: Lisa K. Rider, Executive Director of Business Services**

**Date: March 6, 2014**

**Re: 2014 Pates Stadium Track Surface Replacement project at the Burnsville High School**

RECOMMENDATION: That the Board of Education award the base bid (\$196,605.00) and accept add alternate #1(\$3,985.38); add alternate #3(\$55,444.00); and unit price #3 (4 Crossover Zone Track Protectors \$1,825.00) to Fisher Tracks Inc. for the total amount of \$257,859.38.00.

On Thursday, January 30, 2014, bids for the Pates Stadium Track Surface Replacement project at the Burnsville High School were opened and publicly read aloud. Four bids were submitted; the low bid from Fisher Tracks Inc. was the only bid that came in below the budgeted amount for this project. Attached are the bid tabulation results as well as SRI Consultants Inc.'s recommendation letter.

All costs have been reviewed and validated by SRI Consultants Inc.

January 31, 2014

Glenn Simon  
Director of Operations & Transportation  
ISD 191 Administrative Service Center  
100 River Ridge Court  
Burnsville, MN 55337

Re: 2014 Track Surface Replacement at Burnsville High School, Independent School District #191

Dear Mr. Simon:


We have reviewed and evaluated the bids received for the above referenced project. Fisher Tracks submitted the low qualified bid for Bid Item #1 in amount of \$196,605.00, Add Alternate 1 for \$3,985.00, Add Alternate 3 for \$55,440.00 and the addition of four crossover zone track protectors (Unit Price 3) for \$1,825.00 and a contract total amount of \$257,855.00.

Following the bid opening, we discussed the bid results with Ryan Pestotnik of Fisher Tracks and they indicated they would be pleased to complete the work for their submitted Bid as discussed above for a contract total amount of \$257,855.00.

SRI's staff has reviewed references and has past work history with Fisher Tracks and it is our opinion they are capable of performing the work as specified. We would like this letter to serve as SRI's formal letter of recommendation for Fisher Tracks to perform the Track Surface Replacement for Independent School District #191 this year at Burnsville High School.

Sincerely,

SRI CONSULTANTS

  
(H. Arends)  
Joseph Bohrod  
Senior Project Manager

CC: Ryan Pestotnik, Fisher Tracks



**2014 Track Surface Replacement, Burnsville High School  
Independent School District 191  
January 30, 2014 - 2:00 p.m.**



	<b>Cobalt Contract.</b>	<b>Fisher Tracks</b>	<b>Peterson Cos.</b>	<b>Upper MW Athletic Const.</b>		
<b>BASE BID</b>	<b>240,000.00</b>	<b>196,605.00</b>	<b>235,000.00</b>	<b>232,350.00</b>		
<b>Athletic Surfacing Manufacturer</b>	<b>Advance Polymer Technology</b>	<b>Poly Mat SS 10K</b>	<b>Poly Mat SS 10K or Spurtan BS</b>			
<b>ADD ALT 1: New Shot Put / Discus Pad</b>	<b>7,700.00</b>	<b>3,985.38</b>	<b>4,500.00</b>	<b>2,500.00</b>		
<b>ADD ALT 2: Extend High Jump Pad 8'0"</b>	<b>16,000.00</b>	<b>No Bid</b>	<b>41,000.00</b>	<b>18,502.00</b>		
<b>ADD ALT 3: Mill Existing &amp; Overlay</b>	<b>59,000.00</b>	<b>55,444.00</b>	<b>62,000.00</b>	<b>35,464.00</b>		
<b>START DATE</b>	<b>6/9/14</b>	<b>6/9/14</b>	<b>6/9/14</b>	<b>After 6/9/14</b>		
<b>COMPLETION DATE</b>	<b>8/1/14</b>	<b>8/1/14</b>	<b>8/1/14</b>	<b>Before 8/1/14</b>		
<b>BID SECURITY</b>	<b>X</b>	<b>X</b>	<b>X</b>	<b>X</b>		
<b>UNIT PRICE 1: Per Ln. Ft. Crack Repair</b>	<b>10.00</b>	<b>6.50</b>	<b>3.00</b>	<b>10.00</b>		
<b>UNIT PRICE 2: Per Ln. Ft. Bituminous Patch Repair</b>	<b>87.00</b>	<b>17.00</b>	<b>33.00</b>	<b>20.00</b>		
<b>UNIT PRICE 3: Each Crossover Zone Track Protectors</b>	<b>4,200.00</b>	<b>456.25</b>	<b>1,200.00</b>	<b>1,500.00</b>		
<b>ADDENDUM NO. 1</b>	<b>X</b>	<b>X</b>	<b>X</b>	<b>X</b>		



**Agenda III.B  
March 6, 2014**

**To: Members, Board of Education**

**From: Lisa K. Rider, Executive Director of Business Services**

**Date: March 6, 2014**

**Re: 2014 Pavement Rehabilitation Project at Metcalf Junior High, Sioux Trail Elementary, Gideon Pond Elementary, Sky Oaks Elementary, Nicollet Junior High, Eagle Ridge Junior High and Hidden Valley Elementary.**

RECOMMENDATION: That the Board of Education award the base bid (\$611,850.00) and add alternate #1(\$181,775.00) to Bituminous Roadways Inc. for the total amount of \$793,625.00.

On Thursday, January 30, 2014 bids for the pavement rehabilitation project at multiple sites were opened and publicly read aloud. Five bids were submitted; all were favorable in that they are less than currently budgeted. Attached are the bid tabulation results as well as SRI Consultants Inc.'s recommendation letter.

All costs have been reviewed and validated by SRI Consultants Inc.

January 31, 2014

Glenn Simon  
Director of Operations & Transportation  
ISD 191 Administrative Service Center  
100 River Ridge Court  
Burnsville, MN 55337

Re: 2014 Pavement Rehabilitation Multiple Sites, Independent School District #191

Dear Mr. Simon:

We have reviewed and evaluated the bids received for the above referenced project. Bituminous Roadways, Inc. submitted the low qualified bid with a Base Bid amount of \$611,850.00, and Add Alternate amount of \$181,775.00 for a contract total of 793,625.00.

It is our understanding that Independent School District #191 will accept both the Base Bid and Add Alternate #1 for this year's pavement work.

Following the bid opening, we discussed the bid results with Bituminous Roadways, Inc. They indicated they have reviewed their bid and would be pleased to complete the work for their submitted Base Bid and Add Alternate #1 for a contract total amount of 793,625.00.

SRI's staff has reviewed references and has past work history with Bituminous Roadways, Inc. and it is our opinion they are capable of performing the work as specified. The contract total amount of \$793,625.00 is within the budget recommendation for this project. We would like this letter to serve as SRI's formal letter of recommendation for Bituminous Roadways, Inc. to perform the Pavement Rehabilitation for Independent School District #191 this year at various sites throughout the District.

Sincerely,

SRI CONSULTANTS

*Joseph Bohrod*  
(H. Arends)

Joseph Bohrod  
Senior Project Manager

CC: John Kittleson, Bituminous Roadways, Inc.



**2014 Pavement Rehabilitation, Multiple Sites**  
**Independent School District 191**  
 January 30, 2014 - 2:00 p.m.



	<b>Bituminous Roadways</b>	<b>Minnesota Roadways</b>	<b>Park Const. Co.</b>	<b>McNamara Contr.</b>	<b>Midwest Asphalt Corp.</b>	
<b>BASE BID</b>	<b>611,850.00</b>	<b>581,433.00</b>	<b>853,000.00</b>	<b>578,200.00</b>	<b>620,100.00</b>	
<b>START DATE</b>	<b>6/9/14</b>	<b>6/9/14</b>	<b>6/9/14</b>	<b>6/9/14</b>	<b>Per Specifications</b>	
<b>COMPLETION DATE</b>	<b>8/22/14</b>	<b>8/22/14</b>	<b>7/21/14</b>	<b>8/22/14</b>	<b>Per Specifications</b>	
<b>ADD ALT 1: Joseph Nicollet JHS</b>	<b>181,775.00</b>	<b>217,444.00</b>	<b>353,000.00</b>	<b>233,000.00</b>	<b>241,100.00</b>	
<b>START DATE</b>		<b>6/9/14</b>	<b>7/14/14</b>	<b>6/9/14</b>	<b>Per Specifications</b>	
<b>COMPLETION DATE</b>		<b>8/22/14</b>	<b>7/28/14</b>	<b>8/22/14</b>	<b>Per Specifications</b>	
<b>BID SECURITY</b>	<b>X</b>	<b>X</b>	<b>X</b>	<b>X</b>	<b>X</b>	
<b>UNIT PRICE 1: Per Ln. Ft. Crack Seal</b>	<b>0.80</b>	<b>0.90</b>	<b>1.10</b>	<b>0.70</b>	<b>0.90</b>	
<b>UNIT PRICE 2: Per Sq. Yd. Trap Rock Agg Seal Ct</b>	<b>1.90</b>	<b>1.85</b>	<b>2.00</b>	<b>1.75</b>	<b>1.85</b>	
<b>UNIT PRICE 3: Per Sq. Yd. Asph Emuls Seal Ct</b>	<b>1.50</b>	<b>1.50</b>	<b>4.31</b>	<b>3.75</b>	<b>3.75</b>	
<b>UNIT PRICE 4: Per Sq. Yd. Bituminous Pathway</b>	<b>40.00</b>	<b>27.50</b>	<b>27.00</b>	<b>23.10</b>	<b>35.00</b>	
<b>UNIT PRICE 5: Per Sq. Yd. 2" Bituminous Overlay</b>	<b>8.25</b>	<b>9.25</b>	<b>8.85</b>	<b>6.60</b>	<b>7.75</b>	
<b>UNIT PRICE 6: Per Sq. Ft. 4" Concrete Sidewalk</b>	<b>5.75</b>	<b>8.00</b>	<b>5.50</b>	<b>9.50</b>	<b>9.00</b>	
<b>UNIT PRICE 7: Per Cu. Yd. Subgrade Correction</b>	<b>42.00</b>	<b>50.00</b>	<b>25.50</b>	<b>50.00</b>	<b>35.00</b>	
<b>UNIT PRICE 8: Per Ln. Ft. B612 Concrete Curb &amp; Gutter</b>	<b>15.00</b>	<b>22.50</b>	<b>14.95</b>	<b>15.00</b>	<b>25.00</b>	
<b>UNIT PRICE 9: Per Sq. Yd. Bituminous Patching</b>	<b>43.00</b>	<b>29.50</b>	<b>48.30</b>	<b>80.00</b>	<b>52.50</b>	
<b>UNIT PRICE 10: Per Sq. Yd. Reconstruction, 8" Base 4" Asphalt</b>	<b>22.00</b>	<b>22.30</b>	<b>29.00</b>	<b>25.00</b>	<b>23.25</b>	
<b>ADDENDUM NO. 1</b>	<b>X</b>	<b>X</b>	<b>X</b>	<b>X</b>	<b>X</b>	



**Agenda III.C.  
March 6, 2014**

**To: Members, Board of Education**

**From: Lisa K. Rider, Executive Director of Business Services**

**Date: March 6, 2014**

**Re: 2014 Joseph Nicollet Junior High School Door Replacement project**

RECOMMENDATION: That the Board of Education award the base bid (\$296,900.00) for the Joseph Nicollet Junior High School Door Replacement project to Meisinger Construction Company, Inc. for the total amount of \$269,900.00.

On Thursday, February 27, 2014 bids for the Joseph Nicollet Junior High School Door Replacement project were opened and publicly read aloud. Nine bids were submitted; the low bid from Meisinger Construction Company, Inc. is below the budgeted amount for this project. Attached are the bid tabulation results as well as ATS&R's recommendation letter.

All costs have been reviewed and validated by ATS&R.



ARMSTRONG TORSETH SKOLD & RYDEEN INC

February 28, 2014

Mr. Glenn Simon  
Burnsville-Eagan-Savage Public Schools  
Independent School District No. 191  
Administrative Services Center  
100 River Ridge Court  
Burnsville, MN 55337

Re: Bid Results and Recommendation for Award of Contract for:  
Joseph Nicollet Junior High School – Door Replacement  
ATS&R Project Number 12061.4

Dear Mr. Simon:

On Thursday, February 27, 2014, bids were received for the Joseph Nicollet Junior High School Door Replacement project. Nine (9) bidders submitted bids for the work.

The apparent low, responsible bidder for this work is Meisinger Construction Company, Inc. with a Base Bid of \$296,900.00. This amount is below the construction cost that was estimated for this project.

It is the recommendation of ATS&R for the Burnsville-Eagan-Savage Public School District to award the contract for General Construction to:

Meisinger Construction Company, Inc.  
121 Bridgepoint Way  
South St. Paul, MN 55075  
Phone: 651-452-4778  
Fax: 651-452-4868  
Email: [tom@meisingerconstruction.com](mailto:tom@meisingerconstruction.com)

For the Contract Amount of \$296,900.00

Thank you for your consideration in this matter. We look forward to a very successful project.

Sincerely,

Mark G. Hayes, AIA  
Project Architect / Partner

MGH/dme

Attachment: Bid Tabulation

cc: Debbie Erickson, ATS&R  
Steve Keller, ATS&R

JOSEPH NICOLLET JUNIOR HIGH SCHOOL  
 DOOR REPLACEMENT  
 BID DATE: FEBRUARY 27, 2014 @ 2:00 P.M.  
 PROJECT NUMBER: 12061.4

CONTRACTOR	BID BOND / CHECK	BASE BID	UP-1 Replace Classroom Door Per Door	UP-2 Replace Classroom Door and Transom Per Door and Transom
MEISINGER CONSTRUCTION	YES	\$296,900.00	\$1,300.00	\$1,500.00
CM CONSTRUCTION	YES	\$305,000.00	\$1,600.00	\$2,000.00
JS CATES CONSTRUCTION	YES	\$311,000.00	\$1,800.00	\$2,100.00
EBERT CONSTRUCTION	YES	\$317,262.00	\$966.00	\$1,155.00
GREEN CONSTRUCTION	YES	\$323,800.00	\$1,300.00	\$1,700.00
PARKOS CONSTRUCTION	YES	\$324,200.00	\$1,900.00	\$2,300.00
JPMI CONSTRUCTION	YES	\$333,000.00	\$1,530.00	\$1,800.00
WEBER INC.	YES	\$336,000.00	\$1,350.00	\$1,600.00
GEORGE F. COOK CONSTRUCTION	YES	\$348,000.00	\$1,000.00	\$1,400.00

00000-END BID TABULATIONS



**Agenda III.D.  
March 6, 2014**

**To: Members, Board of Education**

**From: Lisa K. Rider, Executive Director of Business Services**

**Date: March 6, 2014**

**Re: 2014 Joseph Nicollet Junior High School Toilet Alterations project**

RECOMMENDATION: That the Board of Education award the base bid (\$204,000.00) for the Joseph Nicollet Junior High School Toilet Alterations project to C.M. Construction Company for the total amount of \$204,000.00.

On Thursday, February 27, 2014 bids for the Joseph Nicollet Junior High School Toilet Alterations project were opened and publicly read aloud. Nine bids were submitted; the low bid from C.M. Construction Company is below the budgeted amount for this project. Attached are the bid tabulation results as well as ATS&R's recommendation letter.

All costs have been reviewed and validated by ATS&R.



ARMSTRONG TORSETH SKOLD & RYDEEN INC

February 28, 2014

Mr. Glenn Simon  
Burnsville-Eagan-Savage Public Schools  
Independent School District No. 191  
Administrative Services Center  
100 River Ridge Court  
Burnsville, MN 55337

Re: Bid Results and Recommendation for Award of Contract for:  
Joseph Nicollet Junior High School – Toilet Room Alterations  
ATS&R Project Number 12061.3

Dear Mr. Simon:

On Thursday, February 27, 2014, bids were received for the Joseph Nicollet Junior High School Toilet Alterations project. Nine (9) bidders submitted bids for the work.

The apparent low, responsible bidder for this work is C. M. Construction Company with a Base Bid of \$204,000.00. This amount is below the construction cost that was estimated for this project.

It is the recommendation of ATS&R for the Burnsville-Eagan-Savage Public School District to award the contract for General Construction to:

C.M. Construction Company  
12215 Nicollet Avenue South  
Burnsville, MN 55337  
Phone: 952-895-8223  
Fax: 952-895-8183  
Email: [www.cmconstructionco.com](http://www.cmconstructionco.com)

For the Contract Amount of \$204,000.00

Thank you for your consideration in this matter. We look forward to a very successful project.

Sincerely,

Mark G. Hayes, AIA  
Project Architect / Partner

MGH/dme

Attachment: Bid Tabulation

cc: Debbie Erickson, ATS&R  
Steve Keller, ATS&R

JOSEPH NICOLLET JUNIOR HIGH SCHOOL  
 TOILET ROOM ALTERATIONS  
 BID DATE: FEBRUARY 27, 2014 @ 3:00 P.M.  
 PROJECT NUMBER: 12061.3

CONTRACTOR	BID BOND / CHECK	BASE BID
CM CONSTRUCTION	YES	\$204,000.00
BNM CONSTRUCTION INC.	YES	\$207,500.00
JPMI CONSTRUCTION	YES	\$212,500.00
JS CATES CONSTRUCTION	YES	\$213,000.00
PARKOS CONSTRUCTION	YES	\$215,200.00
EBERT CONSTRUCTION	YES	\$222,800.00
WEBER, INC.	YES	\$223,000.00
GREEN CONSTRUCTION	YES	\$224,300.00
MEISINGER CONSTRUCTION	YES	\$238,000.00



**To:** Members, Board of Education

Agenda III.E  
March 6, 2014

**From:** Tom Umhoefer

**Re:** Annual Giving Campaign Report

**Date:** March 6, 2014

**Receive a report:** Michele Starkey will give a brief report on the Annual Giving Campaign.



**Agenda III.F**  
**March 6<sup>th</sup>, 2014**

**TO: Board of Education**

**FROM: Cindy Amoroso, Assistant Superintendent**

**DATE: March 6<sup>th</sup>, 2014**

**RE: Approval of 2013-14 Integration Plan Budget Revisions**

**RECOMMENDATION:** That the Board approves the proposed 2013-14 Integration grant budget revisions.

Since the FY14 Integration grant budget plan was adopted, there has been new legislation that increased the integration dollars available to the district. This revision increases our planned expenditures from \$1,387,450 to \$1,700,235. The goals of the program have not changed and are listed below.

**Goal 1: Student Achievement** - ISD 191 will support inclusive learning environments of high expectations while identifying and addressing systemic barriers that impede academic success

**Goal 2: Racial Integration** - ISD 191 will assist in creating opportunities among students, families, staff, and community that expand cultural competency and promote equity for all

**Racially Identifiable School Goal 1** - Provide increase enrichment and integrative opportunities for students at Sky Oaks and in collaboration with students from our district's other elementary schools.

**Racially Identifiable Goal 2** - Improved instruction through aligned professional development and educational programming and increased family engagement and involvement.

Personnel funded through the FY14 Integration Grant includes:

- Director of Instruction
- 2.8 FTE – AVID Elective Teachers
- 0.6 FTE – AVID Coordinators
- 5.0 FTE – Assessment and Intervention Teachers
- 0.5 FTE – Integration Coordinator
- 0.5 FTE – Clerical Support
- 4.5 FTE – Cultural Liaisons

Significant Changes with Revision:

- Removed instructional coaches and reading specialist
- Added Assessment and Intervention Teachers
- Added Integration Coordinator
- Updated for salary settlements and increased benefit costs
- Increased PD opportunities

Attached you will see the narrative for the Integration grant has not changed significantly. We have updated the budget required by Minnesota Department of Education in their requested format, a copy of this is attached as well.

**Minnesota** Department of **Integration Revenue Budget Worksheet**  
**Education** **FY14**

Use this worksheet to provide budget data needed to calculate FY14 integration revenue.  
 Address general questions on Integration Revenue budget submission to the Office of Equity and Innovation,  
 651-582-8462. Return the completed worksheet by March 15th, 2013 to mde.integration@state.mn.us.  
**Electronic submission is required.** Delete additional pages or those that do not pertain to your budget.

**District Name:** Burnsville-Eagan-Savage  
**District Number:** 191  
**Superintendent:** Mr. Joe Gothard  
**Collaborative:** ISD 191 and ISD 194  
**District Contact:** Ms. Cynthia Amoroso  
**Phone:** 952-707-2010  
**E-mail:** [camoroso@burnsville.k12.mn.us](mailto:camoroso@burnsville.k12.mn.us)

Partner Districts:

194		

List all Racially Identifiable school sites in your district:  
 Sky Oaks

Integration Revenue	\$ 1,700,235
Alternative Attendance Revenue	
<b>TOTAL REVENUE</b>	<b>\$ 1,700,235</b>
Integration Revenue Contributed to Collaborative	

Notes or Comments:

**CERTIFICATION STATEMENT**

We certify that the budget information submitted for our school district to the Minnesota Department of Education (MDE) is an accurate and complete representation of the fiscal year 2014 Integration Revenue budget that was approved by the school board.

**Board Approval Date** \_\_\_\_\_

<b>School Board Chair</b>	_____	<b>Date</b>	_____
<b>Superintendent</b>	_____	<b>Date</b>	_____

**MDE Approval:** \_\_\_\_\_ **Amount:** \_\_\_\_\_ **Date:** \_\_\_\_\_

**Integration Revenue Budget Worksheet  
FY14  
Inter-District Budget: Goal 1**

**District Number:**

191

**District Name:**

Burnsville-Eagan-Savage

ISD191 will support inclusive learning environments of high expectations while identifying and addressing systemic barriers that impede academic success.

Line Item Description	UFARS Code (Required)				Budgeted Amount	Actual Expenditures
	ORG	PROG	FIN	OBJ		
Provide a short description of the expenditure.					Provide the total amount budgeted for this line item	Resubmit this form with the actual FY14 expenditures by 12/1/14.
<b>AVID</b>						
AVID Elective Teacher	xxx	xxx	313	140	\$ 179,900	Reflects current salaries; benefits included below
AVID Coordinator	xxx	xxx	313	143	\$ 36,570	Reflects current salaries; benefits included below
AVID Membership/Dues	xxx	xxx	313	820	\$ 20,000	Increased to reflect actual expense.
AVID PD	xxx	xxx	313	366	\$ 95,550	More local PD opportunities to support implementation.
Instructional Supplies	xxx	xxx	313	401	\$ 7,500	Decreased to reflect actual expense
Instructional Resources	xxx	xxx	313	430	\$ 7,500	Decreased to reflect actual expense
Food	xxx	xxx	313	490	\$ 4,000	Decreased to reflect actual expense
Substitutes	xxx	xxx	313	305	\$ 30,000	Increased due to PD opportunities.
Stipends	xxx	xxx	313	185	\$ 26,100	Increased to reflect additional work time beyond contract.
AVID Tutor	xxx	xxx	313	186	\$ 30,275	reflect proper budget code
<b>Student Achievement Support</b>						
Clerical Support	xxx	xxx	313	170	\$ 24,482	Changed to reflect current salary; benefits included below.
Assessment and Intervention Teachers	xxx	xxx	313	143	\$ 264,482	Reflects salaries for positions; benefits included below.

Instructional Coaches	xxx	xxx	313	143	\$	-
reading specialist	xxx	xxx	313	143	\$	-
<b>Professional Development</b>						
PD Academy Instructors	xxx	xxx	313	185	\$	18,444
Substitutes	xxx	xxx	313	305	\$	20,000
PD Stipends	xxx	xxx	313	185	\$	26,100
Instructional Supplies	xxx	xxx	313	401	\$	2,500
<b>Benefits</b>						
FICA	xxx	xxx	313	210	\$	46,438
PERA	xxx	xxx	313	214	\$	38,782
TRA	xxx	xxx	313	218	\$	3,967
Medical	xxx	xxx	313	220	\$	103,880
Dental	xxx	xxx	313	230	\$	5,828
Life	xxx	xxx	313	235	\$	578
LTD	xxx	xxx	313	240	\$	2,302
TSA	xxx	xxx	313	250	\$	7,375
<b>TOTAL</b>					<b>\$</b>	<b>1,002,553</b>
					<b>\$</b>	<b>-</b>

Instructional coach covered through other funding sources.  
 Covered through other funding sources  
 Reflects current expense; benefits included below; object code updated. Increased to reflection additional PD.  
 reflects current expense; benefits included below  
 Decreased to reflect actual expense  
 Benefits were added after staffing was finalized.

**PARTICIPATION INFORMATION**

Participation from Racially Isolated District (RI):  
 Participation from Your District (if not the RI):  
 Participation from Other Member Districts:

	Projected (7/1/13) Students	Actual Students	Staff
Total Program Participation:			

Notes or Comments:

**District Number:**

191

**District Name:**

Burnsville-Eagan-Savage

*ISD 191 will assist in creating opportunities among students, families, staff, and community that expand cultural competency and promote equity for all.*

Line Item Description	UFARS Code (Required)				Budgeted Amount	Actual Expenditures
Provide a short description of the expenditure	ORG	PROG	FIN	OBJ	Provide the total amount budgeted for this line item	Resubmit this form with the actual FY14 expenditures by 12/1/14.
<b>Student Integration Opportunities</b>						
Field Trips	xxx	xxx	313	394	\$ 20,000	
Instructional Supplies	xxx	xxx	313	401	\$ 2,500	
Instructional Resources	xxx	xxx	313	430	\$ 5,000	
Stipends	xxx	xxx	313	185	\$ 5,003	
Substitute Teachers	xxx	xxx	313	305	\$ 20,000	
<b>Professional Development</b>						
PD Academy	xxx	xxx	313	185	\$ 26,100	
Substitutes	xxx	xxx	313	305	\$ 2,500	
Stipends	xxx	xxx	313	185	\$ 5,003	
Instructional Supplies	xxx	xxx	313	401	\$ 2,500	
<b>Integration Programming and Support</b>						
Cultural Liaisons	xxx	xxx	313	175	\$ 125,194	
Interpreter Services	xxx	xxx	313	355	\$ 10,000	
Interpreter Services	xxx	xxx	313	358	\$ 25,000	
Stipends	xxx	xxx	313	185	\$ 5,003	
Food	xxx	xxx	313	490	\$ 2,500	

Benefits included below.  
Increased to reflect the need for additional subs.

Object code changed from 143 to 185.  
Increased for salaries for equity work group.

Benefits included below.

Reflects current salary; benefits included below.

Reflects proper budget code for >\$25,000

Amount >\$25,000 identified separately.  
Benefits included below.

Consultant	xxx	xxx	313	305	\$ 18,355	
<b>Benefits</b>						
FICA	xxx	xxx	313	210	\$ 12,679	
PERA	xxx	xxx	313	214	\$ 9,012	
TRA	xxx	xxx	313	218	\$ 2,977	
Medical	xxx	xxx	313	220	\$ 64,583	
Dental	xxx	xxx	313	230	\$ 4,292	
Life	xxx	xxx	313	235	\$ 342	
LTD	xxx	xxx	313	240	\$ 697	
TSA	xxx	xxx	313	250	\$ 2,000	
<b>TOTAL</b>					<b>\$ 371,240</b>	<b>\$ -</b>

Added to reflect needed PD for cultural competency.

Benefits were added after staffing was finalized.

**PARTICIPATION INFORMATION**

Participation from Racially Isolated District (RI):  
 Participation from Your District (if not the RI):  
 Participation from Other Member Districts:

Projected (7/1/13)		Actual	
Students	Staff	Students	Staff

Total Program Participation:

Notes or Comments:



## Integration Revenue Budget Worksheet FY14 Administrative/Indirect

**District Name:**

**Burnsville-Eagan-Savage**

**District Number:**

**191**

Please include on this worksheet all Admin./Indirect proposed expenditures from your FY14 budget. No more than 10 percent of the total budget may be spent on Admin./Indirect costs. See FY14 Budget Guide for details.

Line Item Description	UFARS Code (Required)				Budgeted Amount	Actual Expenditures
	ORG	PROG	FIN	OBJ		
Provide a short description of the expenditure					Provide the total amount budgeted for this line item	Resubmit this form with the actual FY14 expenditures by 12/01/2014
Director of Instruction	005	610	313	110	\$ 92,005	Reflects actual salaries; Benefits included below. Included Integration Coordinator; Benefits included below
Integration Coordinator	005	610	313	143	\$ 32,157	
Benefits						Benefits were added after staffing was finalized.
FICA	005	610	313	210	\$ 9,498	
TRA	005	610	313	218	\$ 3,307	
PERA	005	610	313	214	\$ 5,576	
Medical	005	610	313	220	\$ 14,321	
Dental	005	610	313	230	\$ 952	
Life	005	610	313	235	\$ 60	
LTD	005	610	313	240	\$ 364	
TSA	005	610	313	250	\$ 645	
<b>TOTAL</b>					<b>\$ 158,885</b>	<b>\$ -</b>

Notes or Comments:

**District Number:**

**District Name:**

*The Sky Oaks Intra-District Plan will focus on the following four components: increased enrichment for students; improved instructional practices; increased opportunity for family engagement and involvement; and aligned professional development.*

Line Item Description	UFARS Code (Required)				Budgeted Amount	Actual Expenditures
Provide a short description of the expenditure.	ORG	PROG	FIN	OBJ	Provide the total amount budgeted for this line item.	Resubmit this form with the actual FY14 expenditures by 12/1/14.
<b>Student Integration Opportunities</b>						
Field Trips	xxx	xxx	313	394	\$ 10,000	
Instructional Supplies	xxx	xxx	313	401	\$ 2,500	
Instructional Resources	xxx	xxx	313	430	\$ 2,500	
Consultants	xxx	xxx	313	305	\$ 10,000	
Stipends	xxx	xxx	313	185	\$ 5,003	
Stipends	xxx	xxx	313	186	\$ 5,985	
Substitute Teachers	xxx	xxx	313	305	\$ —	
<b>Benefits</b>						
FICA	xxx	xxx	313	210	\$ 846	
PERA	xxx	xxx	313	214	\$ 796	
<b>TOTAL</b>					<b>\$ 37,630</b>	<b>\$ -</b>

Decreased to use correct object code. See below.

Added to use correct object code. Benefits included below. Benefits included below.

Benefits were added after staffing was finalized.

**PARTICIPATION INFORMATION**

	Projected (7/1/14)	Actual
	Students	Students Staff
Participation from the Identifiable School(s):	<input type="text"/>	<input type="text"/>
Participation from Other Schools in the District:	<input type="text"/>	<input type="text"/>
Total Program Participation:	<input type="text"/>	<input type="text"/>

Notes or Comments:

**Integration Revenue Budget Worksheet**  
**FY14**  
**Racially Identifiable School(s) Budget: Goal 2**

**District Number:**

191

**District Name:**

Burnsville-Eagan-Savage

*The Sky Oaks Intra-District Plan will focus on the following four components: increased enrichment for students; improved instructional practices; increased opportunity for family engagement and involvement; and aligned professional development.*

Line Item Description	UFARS Code (Required)				Budgeted Amount	Actual Expenditures
Provide a short description of the expenditure.	ORG	PROG	FIN	OBJ	Provide the total amount budgeted for this line item.	Resubmit this form with the actual FY14 expenditures by 12/1/14.
<b>Professional Development</b>						
Stipends	xxx	xxx	313	185	\$ 5,003	Benefits included below.
Substitutes	xxx	xxx	313	305	\$ 3,000	
Consultants	xxx	xxx	313	305	\$ 15,450	
Instructional Supplies	xxx	xxx	313	401	\$ 2,000	
Food	xxx	xxx	313	490	\$ 2,000	
Conferences	xxx	xxx	313	366	\$ 10,000	
Travel	xxx	xxx	313	366	\$ 5,000	
<b>Student Achievement Support</b>						
Instructional Coaches	xxx	xxx	313	143	\$ -	See Assessment and Intervention Teacher Object code updated to reflect correct code.
Family Support Worker	xxx	xxx	313	305	\$ 48,000	
Instructional Resources	xxx	xxx	313	430	\$ 5,000	
Stipends	xxx	xxx	313	185	\$ 5,003	Benefits included below.
Substitutes	xxx	xxx	313	305	\$ 2,500	
Assessment And Intervention teacher	xxx	xxx	313	143	\$ 18,720	Reflect current salary; benefits included below

Benefits were added after staffing was finalized.

<b>Benefits</b>						
FICA			313	210	\$ 2,203	
PERA			313	214	\$ -	
TRA			313	218	\$ 2,035	
Medical			313	220	\$ 3,690	
Dental			313	230	\$ 205	
Life			313	235	\$ 34	
LTD			313	240	\$ 84	
TSA			313	250	\$ -	
<b>TOTAL</b>					<b>\$ 129,927</b>	<b>\$ -</b>

**PARTICIPATION INFORMATION**

	Projected (7/1/1)	Actual	
	Students	Students	Staff
Participation from the Identifiable School(s):			
Participation from Other Schools in the District:			
Total Program Participation:			

*Notes or Comments:*

ISD 191's planned FY2014 integration budget reflects the intent of Minnesota Statutes, Section 124D.86, Subd. 1 to have 1) increased and sustained interracial contacts; and, 2) improved educational opportunities designed to close the achievement gap.

### **Goals of ISD 191 Integration Plan**

- ISD 191 will support inclusive learning environments of high expectations while identifying and addressing systemic barriers that impede academic success
- ISD 191 will assist in creating opportunities among students, families, staff, and community that expand cultural competency and promote equity for all

The focus of the district's integration plan is aligned with both the district's initiatives and the statutory goals for the integration program. The budget narrative for each of the object codes reflects that alignment.

### **Evaluation**

The integration plan will follow the procedures put forward by MDE and will include a variety of qualitative and quantitative data to communicate the impact of the goals of the integration plan.

ISD 191 will follow an evaluation process that includes the following protocol:

- Identify indicators of success for each goal
- Collect baseline data for each indicator
- Design and administer instruments to assess progress toward goals
- Utilize existing instruments, tools and data sources to assess progress toward goals
- Analyze data, interpret findings, and communicate results

### **Goal 1: Student Achievement**

- ISD 191 will support inclusive learning environments of high expectations while identifying and addressing systemic barriers that impede academic success

### **Objectives**

1. Create integrated learning settings where all students can attain high academic achievement.
2. Decrease the opportunities gap by eliminating racial predictability.
3. Provide professional development opportunities that allow staff at all levels to develop cultural competence.

### **Achievement Via Individual Determination (AVID)**

ISD 191 will continue its support of AVID, a program that meets the intent of Minnesota's integration statute of 80 increasing and sustaining interracial contacts and improving educational opportunities designed to close the achievement gap. AVID is a college preparatory program targeting students in grades 4-12 who do not rank high academically but show the potential and desire to improve their academic standing. Participants are usually protected-class students, first generation college attendees, and/or have lower social economic status. ISD 191 will increase the number of AVID sections and increased the number of schools participating, thereby aligning with the district's mission of preparing each student to be "real-world-ready."

The district will fund AVID elective teachers at Nicollet Junior High School, Burnsville High Schools and Burnsville Alternative High School. Because we are increasing the number of AVID sections, we will also need to increase the number of AVID tutors to support the AVID elective teachers. AVID tutors are typically college students who facilitate an inquiry-based peer assessment process in the AVID elective classroom.

Participating in AVID designed and delivered professional development is a mandatory component of participating in the AVID program. This includes professional development for the district director, AVID elective teachers, AVID site team members, and school administrators. The professional development will involve a significant number of teachers and administrators from the three sites, as well as administrators from our district's other secondary sites where we hope to expand AVID. Because of the professional development, substitutes will be needed to cover classrooms when classroom teachers are required to attend AVID professional development during the school year.

All AVID districts are required to pay membership fees on an annual basis and to purchase AVID instructional resources to support the implementation of the AVID program. All AVID districts are also required to have a district director to support the implementation of AVID. Support for the district director's stipend will ensure that AVID is implemented with fidelity. The district director is required to participate in professional development and attend conferences with AVID site teams and elective teachers.

Necessary resources for AVID include elective teachers, tutors, district leadership, professional development, technology, instructional supplies, membership fees, and other related support. ISD 191 will not be requesting use of integration funds for technology for the 2013-2014 school year at this time.

ISD 191 will continue its collaboration and provide district ISD 194 AVID teachers and administrators the opportunities to participate in professional development programs to support ISD 194's AVID program. Districts ISD 191 and ISD 194 will collaborate to provide focused PD for AVID elective teachers and core curriculum teachers to deepen their understanding of AVID implementation.

Nicollet Junior High School (ISD 191) and McGuire Middle School (ISD 194) will collaborate throughout the year on their respective plans for becoming AVID National Demonstration Schools.

### **Student Achievement Support**

ISD 191 will strengthen its commitment to student achievement support through our focus on continuous improvement; such a commitment aligns with the district's teaching and learning goals. The district will employ assessment and intervention teachers who will work directly with classroom teachers to analyze classroom and student achievement data thereby reducing the number of students in the academic achievement gap.

The district will continue its support for magnet programs that are designed to provide integrative and academic value for our district's students. Additional staffing to support the implementation of the magnet programs and

additional professional development and instructional resources will be funded to support the goals of the district's magnet programs. Underrepresented families will also have support for their students entering kindergarten.

Part of the director of instruction and integration coordinator's salary will support the aforementioned programs to support student achievement in our district and to provide oversight and administration of the integration program.

### **Professional Development**

In collaboration with ISD 194, opportunities for staff members and administrators to become more culturally intelligent will be provided. The focus of such professional development will focus on staff members' beliefs that all children have the capability to succeed at high levels when they have the access and ongoing support. The professional development will focus on strands identified in the Developmental Model of Intercultural Sensitivity (DMIS) and through a series of SEED (Seeking Educational Equity and Diversity) courses. The district will continue to develop and implement a staff development academy that provides equity-focused professional development experiences for staff members. The intent of the equity-focused professional development is to deepen staff members' awareness, understanding of, and response to the cultures of our students, families, and communities. Part of the director of instruction's salary will be committed to supporting the development and implementation of the professional development. The director of instruction will design and lead professional development sessions to support the development of cultural competence and to focus on the integration of instructional strategies and practices to close the achievement gap.

Through collaborative efforts with ISD 194, ISD 191 and ISD 194 will be developing and implementing an educational equity focused conference for district leadership (superintendents, directors, coordinators, principals, deans, etc). The funds will support speakers for keynote and breakout sessions that are tailored at developing more culturally intelligent leaders, closing the achievement gap, and providing integrative experiences for students between ISD 191 and ISD 194 (and for elementary students within ISD 191).

The goals of the professional development will focus on the following:

- Understand key elements of culture and race and the impact of culture and race in education, particularly student achievement.
- Explore and identify personal biases that create barriers and challenges to effectively working with diverse populations.
- Recognize the importance of the role of school leaders in the area of cultural competency and meeting the needs of all learners.
- Develop strategies to address cross cultural issues and the impact on student achievement.

The professional development focus in ISD 191 will also include specific strategies and practices to align more specifically with the focus of the school improvement plans through an equity lens. Offerings will focus on analyzing data and developing action plans by student group so that specific strategies and data collection processes to close the achievement gap are a focus for each school improvement plan. This professional development will be lead by the director of instruction.

- ISD 191 will assist in creating opportunities among students, families, staff, and community that expand cultural competency and promote equity for all

**Objectives**

1. Create a district, school, and classroom climate that welcomes and encourages children and families of diverse race, ethnicity, language and income.
2. Promote sustained opportunities for staff and students to partner in developing intercultural relationships and increase academic achievement.
3. Promote the expansion of partnerships with community stakeholders to create an atmosphere of mutual support and commitment to all students achieving proficiency.

**Student Integration Opportunities**

ISD 191 will offer programs for students in its elementary schools to experience integrative experiences as a result of Sky Oaks Elementary School being identified as a racially identifiable school and will continue its integrated student learning grants. The focus of both grants will deepen students understanding of the respective districts' curricular outcomes and provide integrative experiences for students within ISD 191 and between students in ISD 191 and ISD 194. One such program between ISD 191 and ISD 194 involves students sharing inquiry-based research projects and appreciation for advanced science courses with younger students throughout the two districts. ISD 191 also provides students in both ISD 191 and ISD 194 to engage in integrative experiences each summer through the Edge, a summer enrichment program offered to middle-aged youth (grades 6-9) to mix socially, learn through service projects, and explore their interests and abilities through safe, structured activities.

**Professional Development**

As an extension of the district's staff development academy, ISD 191 will offer interracial learning opportunities that celebrate the diversity of our students, families, and communities and create meaningful integrative experiences for communities to learn from and with one another. Specific opportunities for communities in both districts will be offered to broaden our understanding of and our responses to other cultures. Equity-focused student leadership opportunities will be provided. Such leadership opportunities will be available for student in ISD 191 and ISD 194, as well as for students within ISD 191.

ISD 191 and ISD 194 will also collaborate on administrative professional development to promote cultural proficiency and with administrators and teachers on the development of a culturally responsive pedagogy cohort.

**Integration Programming and Support**

ISD 191 will continue to support cultural liaisons for families. The staff members will support families with students at-risk to increase school involvement, academic success, and graduation rates. Cultural liaisons support teachers by facilitating relationship development to support students' academic success, thereby narrowing the achievement gap.

**Racially Identifiable School Goal 1:**

Provide increase enrichment and integrative opportunities for students at Sky Oaks and in collaboration with students from our district's other elementary schools.

**Student Integration Opportunities**

The strategy will allow staff members in ISD 191 to collaborate on the development of integrative and enrichment experiences for students at Sky Oaks. During the course of the school year both enrichment and integrative opportunities will be provided for students during the school year and as part of extended day/year services.

Stipends will be provided for teachers at Sky Oaks to plan enrichment and integrative experiences for students in ISD 191.

**Racially Identifiable Goal 2:**

Improved instruction through aligned professional development and educational programming and increased family engagement and involvement.

**Professional Development**

Teachers at Sky Oaks will be provided professional development that is aligned with strategies identified throughout the development of the intra-district integration planning process and with the School Improvement Plan at Sky Oaks. Both the strategies and the plan focus on core instruction, system of interventions and enrichments, culture and climate, and parent and community engagement.

**Student Achievement Support**

An instructional coach and a licensed social worker will be hired to support the focus of the intra-district integration plan's focus areas: improved student achievement and increased family engagement and involvement. The instructional coach would focus on supporting the implementation of the district's math and literacy curricula by providing modeling, coaching, and professional learning.

The social worker will facilitate families in locating resources and supports for needs that may impact their children's education.

In both cases, the focus will be on promoting increased student achievement for students at Sky Oaks Elementary School.



TO: Board of Education  
Joe Gothard

FROM: Cindy Amoroso

DATE: February 27, 2014

RE: Report of 2015-17 Achievement and Integration Plan

Agenda Item III.G  
March 6, 2014

Cindy Amoroso, Assistant Superintendent, will present the board with our 2015-17 Achievement and Integration plan which incorporates both inter-district components and intra-district components. The recommendation for approval will be on the April 3 consent agenda. The plan must be submitted to MDE by April 7th.



## Achievement and Integration Revenue FY 2015 Budget Worksheet

Use this worksheet to provide budget data needed to calculate FY15 integration revenue. Address general questions on budget submission to the Office of Equity and Innovation, 651-582-8462. Return this completed worksheet by March 15, 2015 to [mde.integration@state.mn.us](mailto:mde.integration@state.mn.us). **Electronic submission is required.** Delete additional pages or those that do not pertain to your budget.

**District Name:** Burnsville-Eagan-Savage Public Schools  
**District ISD Number:** ISD 191  
**Superintendent:** Joseph Gothard  
**Collaborative:** Lakeville Public Schools ISD 194

**Document Prepared By:** Jennifer Babiash  
**Phone:** 952-707-6281  
**E-mail:** [jbabiash@isd191.org](mailto:jbabiash@isd191.org)

If you have been notified by MDE that your district has one or more Racially Identifiable schools in your district, please list those schools here: Sky Oaks Elementary

<b>Initial Integration Revenue expenditures</b>	\$ 1,679,431.00
<b>Total incentive revenue expenditures</b> (all FIN 318 expenditures)	\$ 104,398.00
 <b>TOTAL REVENUE</b>	 \$ 1,783,829.00

**Directions:** Please use the FY15 Budget Guide to create this budget. Budget worksheets are now organized around budget ratios explained in the guide. Use the space within each tabbed page to write budget narratives. Add additional pages and delete any you do not use. Consult the Budget Guide for details on allowable expenses. Proposed expenditures that align with budget guidelines may be approved for programs and activities included in a district's achievement and integration plan approved by MDE.

**CERTIFICATION STATEMENT**

We certify that the budget information submitted for our school district to the Minnesota Department of Education (MDE) is an accurate and complete representation of the fiscal year 2015 Integration Revenue budget that was approved by the school board.

**Board Approval Date** \_\_\_\_\_

<b>School Board Chair</b>		<b>Date</b>	
<b>Superintendent</b>		<b>Date</b>	

**MDE Approval:** \_\_\_\_\_ **Amount:** \_\_\_\_\_ **Date:** \_\_\_\_\_

**District Number:** ISD 191

**District Name:** Burnsville-Eagan-Savage Public Schools

**80% Direct Services to Students**

At least 80% of a district's proposed expenditures must be used for approved programs providing direct services to students. See current budget guide for examples.

Line Item Description	UFARS Code Required				Budgeted Amount	Actual Expenditures	Budget Narrative	
	ORG	PROG	FIN	OBJ				Insert Plan Goal & Activity numbers below
Provide a short description of the expenditure.					List the total amount budgeted for this line item.	Resubmit form with actual FY15 expenditures by 12/1/16.	Provide a brief description of how these funds will be used to support achievement or integration strategies listed in your plan. List the Goal and Activity numbers from your plan in the column to the right.	
Instructional Resources for Family Engagement programming	xxx	xxx	313	430	\$10,000.00		Instructional Resources for family engagement programming will be provided in Spanish, English and Somali.	Goal #1; Activity #1
Food costs for Family Engagement programming	xxx	xxx	313	490	\$7,500.00		Food for family engagement programming will be provided to parents/guardians who participate in the family engagement programming.	Goal #1; Activity #1
Stipends for Family Engagement programming facilitators	xxx	xxx	313	186	\$7,200.00		Stipends will be funded to train family engagement facilitators to lead family engagement programming.	Goal #1; Activity #2
Consultant Fees to train Family Engagement programming facilitators	xxx	xxx	313	305	\$5,000.00		Consultants will be hired to train facilitators to lead family engagement programming.	Goal #1; Activity #2
Translation fees to translate curriculum in Spanish and Somali	xxx	xxx	313	305	\$10,000.00		Translated curricula in Somali and Spanish languages will be funded for the family engagement programming.	Goal #1; Activity #3
Interpreter fees to interpret the family engagement programming in Spanish and Somali	xxx	xxx	313	358	\$10,000.00		Interpreters will be funded to translate family engagement programming sessions in Spanish and Somali.	Goal #1; Activity #4
Cultural liaisons will communicate with families about the family engagement programming opportunities.	xxx	xxx	313	175	\$243,176.00		Cultural Liaisons will be funded to increase cultural fluency, competency and interaction district-wide for family engagement programming.	Goal #1; Activity #5
The district will fund AVID elective teachers at Nicollet Junior High School, Burnsville High School, and Burnsville Alternative High School	xxx	xxx	313	143	\$253,996.00		ISD 191 will continue its support of AVID. AVID is a college preparatory program targeting students who show the potential and desire to improve their academic rigor. Students in AVID are usually protected-class students, first generation college attendees, and/or have lower socio-economic status. The district will fund 2.8 FTEs for AVID elective teachers.	Goal #2; Activity #1

Line Item Description	UFARS Code Required				Budgeted Amount	Actual Expenditures	Budget Narrative	87
	ORG	PROG	FIN	OBJ				
Provide a short description of the expenditure.					List the total amount budgeted for this line item.	Resubmit form with actual FY15 expenditures by 12/1/16.	Provide a brief description of how these funds will be used to support achievement or integration strategies listed in your plan. List the Goal and Activity numbers from your plan in the column to the right.	Insert Plan Goal & Activity numbers below
The district will fund an AVID coordinator at Nicollet Junior High School, Burnsville High School, Burnsville Alternative High School, Metcalf Junior High and Eagle Ridge Junior High.	xxx	xxx	313	143	\$87,198.00		An AVID coordinator will be funded at each secondary site for the 2015-2016 school year. (1.0 FTE )	Goal #2; Activity #1 & #2 & #3
The district will fund AVID tutors at Nicollet Junior High School, Burnsville High School, and Burnsville Alternative High School	xxx	xxx	313	186	\$34,800.00		AVID tutors will be employed to support the AVID elective students in the AVID elective classrooms. AVID tutors are typically college students who facilitate an inquiry-based peer assessment process in the AVID elective classroom.	Goal #2; Activity #1
AVID Membership Fees	xxx	xxx	313	820	\$20,000.00		All AVID districts are required to pay membership fees on an annual basis and to purchase AVID instructional resources to support the implementation of the AVID program.	Goal #2; Activity #1 & #2
AVID elective classrooms Instructional Resources	xxx	xxx	313	430	\$16,667.00		Instructional resources will be funded for the AVID elective classrooms.	Goal #2; Activity #1 & #2
Provide extended-year programming in literacy to include students from ISD 191 and ISD 194.	xxx	xxx	313	185	\$15,000.00		Stipends will be funded for instruction of extended-year programming in literacy. The purpose of the programming is to provide integrated academic experiences for students in ISD 191 and ISD 194.	Goal #3; Activity #1
Instructional Resources for extended-year literacy programming	xxx	xxx	313	430	\$10,000.00		Instructional Resources will be funding for extended-year literacy programming.	Goal #3; Activity #1
Fund teachers' salaries and benefits for summer programming to include students from ISD 191 and ISD 194.	xxx	xxx	318	185	\$63,500.00		Instructors' salaries and benefits will be funded to provide summer programming for students from ISD 191 and ISD 194.	Goal #2; Activity #5 and Goal #3; Activity #1
AVID Summer Bridge Membership Fees	xxx	xxx	318	820	\$4,000.00		All AVID districts are required to pay membership fees on an annual basis and to purchase AVID instructional resources to support the implementation of the AVID program. All AVID districts are also required to have a district director to support the implementation of AVID. Support for the district director's stipend will ensure that AVID is implemented with fidelity. The district director is required to participate in professional development and attend conferences with AVID site teams and elective teachers.	Goal #2; Activity #5
Salaries and Benefits will be partially funded for assessment coaches district-wide.	xxx	xxx	313	143	\$233,765.00		Salaries and Benefits will be partially funded for assessment coaches district-wide. The assessment coaches will gather and analyze student achievement data.	Goal #3; Activity #3
Provide instructional resources for instruction during summer programming.	xxx	xxx	318	430	\$25,398.00		Instructional resources will be provided for summer programming for students in ISD 191 and ISD 194.	Goal #2; Activity #5 and Goal #3; Activity #1
<b>TOTAL</b>					<b>\$1,057,200.00</b>	<b>\$0.00</b>		
<i>Notes or Comments:</i>								

Line Item Description	UFARS Code Required				Budgeted Amount	Actual Expenditures	Budget Narrative	88
	ORG	PROG	FIN	OBJ				
Provide a short description of the expenditure.					List the total amount budgeted for this line item.	Resubmit form with actual FY15 expenditures by 12/1/16.	Provide a brief description of how these funds will be used to support achievement or integration strategies listed in your plan. List the Goal and Activity numbers from your plan in the column to the right.	Insert Plan Goal & Activity numbers below

District Number:  District Name:

**20% Professional Development**

On this worksheet please list all proposed expenditures for professional development. No more than 20 percent of the budget may be spent on PD costs included in a district's MDE-approved plan. See FY15 Budget Guide for details.

Line Item Description	UFARS Code Required				Budgeted Amount	Actual Expenditures	Budget Narrative	Plan Goal & Activity
	ORG	PROG	FIN	OBJ				
Provide a short description of the expenditure.					List the total amount budgeted for this line item.	Resubmit form with actual FY15 expenditures by 12/1/16.	Provide a brief description of how these funds will be used to support achievement or integration strategies listed in your plan. List the Goal and Activity numbers from your plan in the column to the right.	
Provide substitute teachers to cover classrooms when teachers are attending professional development.	xxx	xxx	313	311	\$50,000.00		Teacher substitutes will be needed to cover classrooms when classroom teachers are required to attend AVID professional development during the school year.	Goal #2; Activity #4
AVID professional learning opportunities	xxx	xxx	313	366	\$91,500.00		Participating in AVID designed and delivered professional development is a mandatory component of participating in the AVID program. This includes professional development for the district director, AVID elective teachers, AVID site team members, and school administrators. The professional development will involve a significant number of teachers and administrators from three sites, as well as administrators and teachers from our district's other secondary sites where we will expand AVID.	Goal #2; Activity #4
Consultant Fees	xxx	xxx	313	305	\$35,000.00		In collaboration with ISD 194, teachers will learn and embed culturally-relevant instructional strategies, differentiation, cognitive engagement strategies and data driven dialogue to ensure high levels of learning for all students.	Goal #4; Activity #1
Consultant Fees	xxx	xxx	313	305	\$50,000.00		In collaboration with ISD 194, administrators will expand their cultural proficiency, racial consciousness and growth-mindset approaches to leading culturally-responsive schools.	Goal #4; Activity #2
Provide professional learning for teachers who will instruct the extended-year programming in literacy.	xxx	xxx	318	185	\$5,750.00		Hourly pay and benefits for teachers who will learn instructional strategies to instruct the extended-year programming in literacy.	Goal #3; Activity #2
Cultural liaisons will be partially funded to provide professional learning.	xxx	xxx	313	175	\$60,794.00		Cultural Liaisons will be partially funded to increase cultural fluency, competency and interaction district-wide for professional learning opportunities.	Goal #4; Activity #1 & #2
Provide professional learning for teachers who will instruct the AVID summer bridge programming.	xxx	xxx	318	185	\$5,750.00		Hourly pay and benefits for teachers who will instruct the AVID summer bridge programming in math and science.	Goal #2; Activity #5
<b>TOTAL</b>					<b>\$298,794.00</b>	<b>\$0.00</b>		

Line Item Description	UFARS Code Required				Budgeted Amount	Actual Expenditures	Budget Narrative	90
Provide a short description of the expenditure.	ORG	PROG	FIN	OBJ	List the total amount budgeted for this line item.	Resubmit form with actual FY15 expenditures by 12/1/16.	Provide a brief description of how these funds will be used to support achievement or integration strategies listed in your plan. List the Goal and Activity numbers from your plan in the column to the right.	Plan Goal & Activity

Notes or Comments:

**District Number:** ISD 191 **District Name:** Burnsville-Eagan-Savage Pub

10% Admin/Indirect Costs							Administrative/Indirect Funding	
On this worksheet, please list all Administrative/Indirect proposed expenditures from your FY15 budget. No more than 10 percent of the total budget may be spent on Administrative/Indirect costs. See FY 15 Budget Guide for details.								
Line Item Description	UFARS Code Required				Budgeted Amount	Actual Expenditures	Budget Narrative	
Provide a short description of the expenditure.	ORG	PROG	FIN	OBJ	List the total amount budgeted for this line item.	Resubmit form with actual FY15 expenditures by 12/1/16.	Provide a brief description of how these funds will be used to support achievement or integration strategies listed in your plan. List the Goal and Activity numbers from your plan in the column to the right.	Plan Goal & Activity
The Director of Equity and Integrated Services will coordinate the family engagement programming for the district.	xxx	xxx	313	110	\$160,086.00		The Director of Equity and Integrated Services salary and benefits will be funded for the coordination of family engagement programming, PK-12 enrollment choices, professional learning opportunities, and racially identifiable school goals.	All Goals
<b>TOTAL</b>					<b>\$160,086.00</b>	<b>\$0.00</b>		

Notes or Comments:

Line Item Description	UFARS Code Required				Budgeted Amount	Actual Expenditures	Budget Narrative	92
Provide a short description of the expenditure.	ORG	PROG	FIN	OBJ	List the total amount budgeted for this line item.	Resubmit form with actual FY15 expenditures by 12/1/16.	Provide a brief description of how these funds will be used to support achievement or integration strategies listed in your plan. List the Goal and Activity numbers from your plan in the column to the right.	Plan Goal & Activity

**District Number:** ISD 191 **District Name:** Burnsville-Eagan-Savage Public Schools

<b>80% Direct Services to Students</b>								
At least 80% of a district's proposed expenditures must be used for approved programs providing direct services to students. See current budget guide for examples.						Sky Oaks: Racially Identifiable School		
Line Item Description	UFARS Code Required				Budgeted Amount	Actual Expenditures	Budget Narrative	
	ORG	PROG	FIN	OBJ	List the total amount budgeted for this line item.	Resubmit form with actual FY15 expenditures by 12/1/16.	Provide a brief description of how these funds will be used to support achievement or integration strategies listed in your plan. List the Goal and Activity numbers from your plan in the column to the right.	
Provide interpreter services for open house and grade-level curriculum nights in Spanish and Somali languages.	xxx	xxx	313	358	\$4,000.00		Provide interpreter services at the racially identifiable school for open house and grade-level curriculum nights in Spanish and Somali languages.	Goal #5; Activity #1
Continued staffing support	xxx	xxx	313	305	\$48,000.00		Continue to provide staffing to support the social, emotional and cultural needs of our students and families.	Goal #5; Activity #2
Continued staffing support	xxx	xxx	313	175	\$100,005.00		Salaries and benefits will be funded to support staffing to increase fluency, competency and interaction at our racially identifiable school.	Goal #5; Activity #2
Staffing support to provide coaching support in literacy instruction	xxx	xxx	313	143	\$29,587.00		Salary and benefits will be funded to provide staffing support for the implementation of the literacy framework at the racially identifiable school.	Goal #6; Activity #2
Provide consultants for enrichment opportunities through community education	xxx	xxx	313	305	\$30,000.00		Consultants will be hired to provide enrichment programming for students at the racially identifiable school and all other elementary schools in the district to provide integrated educational opportunities for all elementary students in the district.	Goal #7; Activity #1
Instructional resources for enrichment programming	xxx	xxx	313	430	\$5,000.00		Provide instructional resources for enrichment programming for racially identifiable school.	Goal #7; Activity #1
Instructional resources for reading intervention systems	xxx	xxx	313	430	\$3,000.00		Provide instructional resources for reading intervention system for racially identifiable school.	Goal #6; Activity #4
Salary and benefits for assessment coach	xxx	xxx	313	143	\$26,420.00		Salary and benefits will be partially funded for an assessment coach at the racially identifiable school.	Goal #6; Activity #6

Line Item Description	UFARS Code Required				Budgeted Amount	Actual Expenditures	Budget Narrative	94
	ORG	PROG	FIN	OBJ				
Provide a short description of the expenditure.					List the total amount budgeted for this line item.	Resubmit form with actual FY15 expenditures by 12/1/16.	Provide a brief description of how these funds will be used to support achievement or integration strategies listed in your plan. List the Goal and Activity numbers from your plan in the column to the right.	Plan Goal & Activity
<b>TOTAL</b>					<b>\$246,012.00</b>	<b>\$0.00</b>		

Notes or Comments:

**District Number:** ISD 191 **District Name:** Burnsville-Eagan-Savage Public Schools

<b>20% Professional Development</b>								
Please list on this worksheet all proposed expenditures for professional development for the district's racially identifiable school(s). No more than 20 percent of the RIS budget may be spent on these costs. See FY15 Budget Guide for details.							Racially Identifiable School	
Line Item Description	UFARS Code Required				Budgeted Amount	Actual Expenditures	Budget Narrative	
Provide a short description of the expenditure.	ORG	PROG	FIN	OBJ	List the total amount budgeted for this line item.	Resubmit form with actual FY15 expenditures by 12/1/16.	Provide a brief description of how these funds will be used to support achievement or integration strategies listed in your plan. List the Goal and Activity numbers from your plan in the column to the right.	Plan Goal & Activity
Professional Development for Literacy Framework	xxx	xxx	313	366	\$8,737.00		Teachers at the racially identifiable school will attend professional learning workshops to learn the literacy framework and how to implement it into the classrooms.	Goal #6; Activity #1 & #5
Reading assessment training	xxx	xxx	313	311	\$5,000.00		Substitute teachers will be funded to train staff at racially identifiable school on the reading assessment tool.	Goal #6; Activity #3
professional learning on reading intervention system	xxx	xxx	313	311	\$3,000.00		Stipends will be funded to train teachers at the racially identifiable school on the reading intervention system.	Goal #6; Activity #4
consultant fee for reading intervention system training	xxx	xxx	313	305	\$2,000.00		A consultant will be hired to train teachers at the racially identifiable school on how to implement the reading intervention system.	Goal #6; Activity #4
Provide teachers with curriculum writing time to develop culturally relevant enrichment opportunities	xxx	xxx	313	185	\$1,000.00		Curriculum writing time will be provided to teachers at the racially identifiable school to develop culturally relevant enrichment opportunities that will be implemented into the classrooms.	Goal #7; Activity #2
Provide teachers with curriculum writing time to develop culturally relevant curriculum	xxx	xxx	313	185	\$2,000.00		Professional learning opportunities will be provided to teachers at the racially identifiable school to develop culturally relevant curriculum that will be implemented into the classrooms.	Goal #7; Activity #3
<b>TOTAL</b>					<b>\$21,737.00</b>	<b>\$0.00</b>		

Line Item Description	UFARS Code Required				Budgeted Amount	Actual Expenditures	Budget Narrative	96
Provide a short description of the expenditure.	ORG	PROG	FIN	OBJ	List the total amount budgeted for this line item.	Resubmit form with actual FY15 expenditures by 12/1/16.	Provide a brief description of how these funds will be used to support achievement or integration strategies listed in your plan. List the Goal and Activity numbers from your plan in the column to the right.	Plan Goal & Activity

Notes or Comments:



Line Item Description	UFARS Code Required				Budgeted Amount	Actual Expenditures	Budget Narrative	98
	ORG	PROG	FIN	OBJ				
Provide a short description of the expenditure.					List the total amount budgeted for this line item.	Resubmit form with actual FY15 expenditures by 12/1/16.	Provide a brief description of how these funds will be used to support achievement or integration strategies listed in your plan. List the Goal and Activity numbers from your plan in the column to the right.	Plan Goal & Activity
<b>TOTAL</b>					<b>\$0.00</b>	<b>\$0.00</b>		

Notes or Comments:



Burnsville-Eagan-Savage School District 191  
Sky Oaks Elementary

# Achievement and Integration Plans

July 2014-June 2017

ISD 191, also known as the Burnsville-Eagan-Savage School District, serves approximately 10,000 students in early childhood programs through 12th grade and is Minnesota's 15th largest school district. ISD 191 has 10 elementary schools (grades K-6), three junior high schools (grades 7-9); one high school (grades 10-12); one alternative high school; and offerings through Community Education. Approximately 52% of the student population is White and 48% of the student population is students of color which is broken down further into 22% Black, 15% Hispanic, 9% Asian/Pacific Islander, 1% American Indian/Alaskan Native and 46% of students who receive Free/Reduce Priced meals. \*See table below for demographic and economic breakdown by school.

ISD 191 offers enhanced learning opportunities for students in addition to the district’s core curriculum through magnet schools and programs. Magnet schools provide families with academic choices and tremendous opportunities. There are three elementary magnet schools that focus on arts and technology, gifted and talented, and science, technology, engineering and math (STEM); three junior high magnet schools that focus on gifted and talented, STEM, Advancement Via Individual Determination (AVID) college readiness and a senior high school. Students from within the district and from other districts are invited to attend ISD 191 magnet schools.

ISD 191 has high academic standards and expectations, and a record of outstanding student achievement in and out of the classroom. The district is first in the state for participation for credits earned through the College in the Schools program of the University of Minnesota. There are eighty-three languages spoken by students. The district has a comprehensive curriculum, outstanding teachers, supportive communities and a high level of parent involvement.

**Demographic and Economic Breakdown by school in ISD 191**

School	American Indian/ Alaskan Native	Asian/Pacific Islander	Black	Hispanic	White	Free Priced Meal	Reduce Priced Meal	Total
Burnsville High School	15	183	354	213	1237	573	120	2002
Metcalf Junior High	4	57	133	101	379	218	44	674
Eagle Ridge Junior High	4	88	104	88	500	237	46	784
Nicollet Junior High	14	44	162	87	305	246	48	612
Gideon Pond Elementary	8	18	167	26	236	197	32	455
Edward Neill Elementary	10	34	159	54	174	241	28	431
Marion W. Savage Elementary	14	69	90	61	268	200	47	502
Sioux Trail Elementary	5	38	128	40	226	172	42	437
Vista View Elementary	5	56	107	116	173	232	40	457
William Byrne Elementary	6	52	123	60	329	184	36	570
Rahn Elementary	4	44	111	55	238	152	44	452
Sky Oaks Elementary	5	22	211	226	155	430	52	619
Hidden Valley Elementary	5	44	166	214	160	380	38	589
Harriet Bishop Elementary	4	120	53	44	438	106	28	659
Burnsville Alternative High School	1	10	45	42	57	87	7	155
<b>Grand Total</b>	<b>104</b>	<b>879</b>	<b>2113</b>	<b>1427</b>	<b>4875</b>	<b>3655</b>	<b>652</b>	<b>9398</b>

ISD 191 will pursue racial and economic integration and increase academic achievement, create equitable educational opportunities and reduce academic disparities based on students' diverse racial, ethnic, and economic backgrounds.

**Plan Component Goals for Reducing Disparities in Academic Achievement and Racial and Economic Integration**

---

**Goal #1:** Connect schools, families, and community with family engagement programming to provide all students with pathways to postsecondary education.

**Goal #2:** Increase college and career readiness for underserved students by increasing participation in AVID at all secondary schools in the district.

**Goal #3:** Increase PK-12 enrollment choices by developing innovative academic extended-year programming that focuses on literacy.

**Goal #4:** Provide professional learning opportunities for all staff in educational equity.

**Goal #5:** Increase student achievement by connecting family and community with Sky Oaks Elementary.

**Goal #6:** Increase student achievement by implementing a framework of literacy instruction that includes core instruction, intervention, and enrichment.

**Goal #7:** Provide enrichment opportunities and integrate students at Sky Oaks Elementary and other ISD 191 elementary schools by offering during-school, after-school, and non-school day enrichment programming.

**SMART Goals and Outcomes**

---

**Goal #1:** Connect schools, families, and community with family engagement programming to provide all students with pathways to postsecondary education.

**SMART Goal: Engage 180 parents by 2017 in family engagement training programs delivered in Spanish, Somali and English language.**

**Outcomes:**

1. Provide a welcoming culture of respect and support for families from all racial and cultural groups.
2. Expand upon and maintain long-term relationships through improved communication with families from all racial and cultural groups.
3. Build relationships and connectedness between district-wide systems and racially and culturally diverse families.
4. Improve the participation of families of students who are learning English as a second language in parent/teacher conferences.
5. Enhance the understanding and improve the access of families of students who are learning English as a second language to school registration, transportation, post-secondary scholarship opportunities, targeted academic services, and community resources such as health and human services.

**Activities:**

1. Implement family engagement programming for the next three years (taught in Spanish, Somali and English languages).
2. Train key staff members who already work closely with students and families to be program facilitators from elementary, junior high and high school levels.
3. Translate curricular and communication materials in Spanish and Somali.
4. Interpret family engagement programming in Spanish and Somali.
5. Cultural liaisons will connect and communicate with families in the district about the family engagement programming opportunities.

**Goal #2:** Increase college and career readiness for underserved students by increasing participation in AVID at all secondary schools in the district.

**SMART Goal: Increase AVID student enrollment from 232 students to 270 students (5% annually) by 2017.**

**Outcomes:**

1. Increase the number of traditionally underserved groups of students into more rigorous courses.
2. Increase the number of traditionally underserved groups of students meeting college readiness benchmarks by MDE designated college readiness testing.
3. Increase the number of traditionally underserved groups of students on track at the end of Algebra I.
4. Increase the number of traditionally underserved groups of students enrolled in Honors math.
5. Increase use of Writing, Inquiry, Collaboration, Organization and Reading strategies in instruction.

**Activities:**

1. Ensure on-going high fidelity of implementation of AVID at Nicollet Junior High, Burnsville High School and Burnsville Alternative High School.
2. Support high-fidelity implementation of new AVID programming at Metcalf Junior High and Eagle Ridge Junior High by 2016-2017.
3. Designate an AVID coordinator at each secondary site for the 2015-2016 school year.
4. Provide the coordinators, administrators, site team members and teachers with on-going professional learning and training.
5. Provide the AVID summer bridge program in Math and Science to include students from ISD 191 and ISD 194.

**Goal #3:** Increase PK-12 enrollment choices by developing innovative academic extended-year programming focusing on literacy.

**SMART Goal:**

- 1) **Reduce the achievement gap by 50% by 2017 between White students and American Indian/Alaskan Native students in MCA reading scores by 3.8% annually.**
- 2) **Reduce the achievement gap by 50% by 2017 between White students and Asian/Pacific Islander students in MCA reading scores by 1.6% annually.**
- 3) **Reduce the achievement gap by 50% by 2017 between White students and Hispanic students in MCA reading scores by 4.9% annually.**
- 4) **Reduce the achievement gap by 50% by 2017 between White students and Black students in MCA reading scores by 4.0% annually.**

- 5) **Reduce the achievement gap by 50% by 2017 between students who do not receive Free/Reduced Priced meals and students who receive Free/Reduced Priced meals in MCA reading scores by 4.0 % annually.**

**Outcomes:**

1. Strengthen students' reading foundation in word recognition, vocabulary, fluency, and comprehension.
2. Provide reading and writing opportunities for student to explore reading in high engagement environments that are rigorous.
3. Support students who are learning English as a second language with vocabulary development and comprehension skills.

**Activities:**

1. Provide extended-year programming in literacy to include students from ISD 191 and ISD 194.
2. Provide professional learning for teachers who will instruct the extended-year programming in literacy.
3. Support data collection and analysis of student achievement data.

**Goal #4:** Provide professional learning opportunities for all staff in educational equity.

**SMART Goal: By 2017, 100% of staff will participate in ongoing/systematic professional learning in culturally relevant and growth-mindset approaches to learning. By 2017, 100% of administrators will participate in ongoing/systematic professional learning in cultural proficiency, racial consciousness and growth-mindset approaches to leading culturally-responsive schools.**

**Outcomes:**

1. Increase teachers' repertoire of culturally-relevant instructional strategies that ensure high levels of learning for all students.
2. Increase administrators' cultural proficiency and racial consciousness to ensure high levels of learning for all students.
3. Increase the use of differentiation in core instruction by incorporating the cultural and learning strengths of every student.
4. Increase the use of practices that increase the level of cognitive engagement and rigor for all students.
5. Increase the use of data-driven dialogue to identify strategies that close the achievement gaps among all racial and ethnic groups and students living in poverty.
6. Increase the frequency of administrators leading data-driven dialogue to analyze student data in school improvement planning.

**Activities:**

1. In collaboration with ISD 194, teachers will learn and embed culturally-relevant instructional strategies, differentiation, cognitive engagement strategies and data driven dialogue to ensure high levels of learning for all students.
2. In collaboration with ISD 194, administrators will expand their cultural proficiency, racial consciousness and growth-mindset approaches to leading culturally-responsive schools.

**Goal #5:** Increase student achievement by connecting family and community with Sky Oaks.

**Smart Goal: Engage 60 parents by 2017 in family engagement training programs delivered in Spanish, Somali and English languages.** 104

**Outcomes:**

1. Enhance the understanding and improve the access to school-wide services for families.
2. Improve the participation of families in school activities.
3. Increase the collaboration between staff and family.
4. Increase student achievement.
5. Improve perception of self within a multicultural community.

**Activities:**

1. Provide interpreter services for open house and grade-level curriculum nights in Spanish and Somali languages.
2. Continue to provide staffing to support the social, emotional, and cultural needs of our students and families.

**Goal #6:** Increase student achievement by implementing a framework of literacy instruction that includes core instruction, intervention, and enrichment at Sky Oaks Elementary.

**Smart Goal:**

- 1) Reduce the achievement gap by 50% by 2017 between White students and Asian/Pacific Islander students in MCA reading scores by 1.1% annually.**
- 2) Reduce the achievement gap by 50% by 2017 between White students and Hispanic students in MCA reading scores by 4.2% annually.**
- 3) Reduce the achievement gap by 50% by 2017 between White students and Black students in MCA reading scores by 4.5% annually.**
- 4) Reduce the achievement gap by 50% by 2017 between students who do not receive Free/Reduce Priced meals and students who receive Free/Reduce Priced meals in MCA reading scores by 5.2% annually.**

**Outcomes:**

1. Implement a framework of literacy instruction that addresses the needs of all learners.
2. Increase teacher capacity in literacy instruction and assessment.
3. Increase student performance across all curricular areas.
4. Increase student cognitive engagement.
5. Improve perception of self within a multicultural community.

**Activities:**

1. Provide initial and ongoing training in the literacy framework for all teachers.
2. Provide coaching support in literacy instruction.
3. Provide initial and ongoing training to assessment team.
4. Provide training on reading intervention system.
5. Provide training on enrichment strategies.
6. Support data collection and analysis of student achievement data.

**Goal #7:** Provide enrichment opportunities and integrate students at Sky Oaks Elementary and other ISD 191 elementary schools by offering enrichment programming during the school day, after-school or on non-school days.

**Smart Goal:** 150 students, annually, will be part of the enrichment programming through 2017.

**Outcomes:**

1. Increase equitable educational opportunities for all students.
2. Increase academic achievement in all students.
3. Integrate Sky Oaks' students with students from other ISD 191 elementary schools.

**Activities:**

1. Offer enrichment opportunities through Community Education.
2. Provide teachers with curriculum writing time to develop culturally relevant enrichment opportunities.
3. Provide teachers with professional learning opportunities to develop culturally relevant curriculum.

## ISD 191 Achievement and Integration Community Council Participants

106

<b>Participants</b>	<b>Role</b>
<b>Cynthia Amoroso</b>	<b>Assistant Superintendent</b>
<b>Lisa Rider</b>	<b>Executive Director of Business Services</b>
<b>Stacey Sovine</b>	<b>Executive Director of Human Resources</b>
<b>Dr. Kathy Funston</b>	<b>Director of Curriculum</b>
<b>Dave Watkins</b>	<b>Director of Instruction</b>
<b>Delonna Darsow</b>	<b>Director of Assessment</b>
<b>Brady Hoffman</b>	<b>Director of Finance</b>
<b>Janice Porter</b>	<b>High School Principal</b>
<b>Renee Brandner</b>	<b>Junior High Principal</b>
<b>Drew Goeldner</b>	<b>Elementary Principal</b>
<b>Jon Bonneville</b>	<b>Elementary Principal</b>
<b>Jen Babiash</b>	<b>Teaching and Learning Coordinator</b>
<b>Andy Coronis</b>	<b>Q-Comp Coordinator, Instructional Coach</b>
<b>Sarah Zeigler</b>	<b>Instructional Coach</b>
<b>Amanda Lutz</b>	<b>Teacher</b>
<b>Mary Lopez</b>	<b>Cultural Liaison</b>
<b>Veronica Ramos</b>	<b>Cultural Liaison</b>
<b>Anab Abtow</b>	<b>Parent</b>
<b>Sahro Abdullahi</b>	<b>Parent</b>



Sky Oaks Elementary

# Achievement and Integration Plan

July 2014-June 2017

Sky Oaks Elementary School serves a diverse community of about 625 students in kindergarten through sixth grade. With talented and dedicated staff, and support from parents and community members, Sky Oaks Elementary School focuses on providing education that responds to students’ needs, meets and exceeds state standards, and fulfills the mission of the district to make each student “real world ready.”

**Demographic and Economic Breakdown by student count**

	American Indian/Alaskan Native	Asian/Pacific Islander	Black	Hispanic	White	Free Price Meal	Reduce Priced Meal	Total Number of Students in School
<b>Sky Oaks Elementary</b>	5	22	211	226	155	430	52	619

**Purpose Statement**

Sky Oaks Elementary will pursue racial and economic integration and increase academic achievement, create equitable educational opportunities and reduce academic disparities based on students’ diverse racial, ethnic, and economic backgrounds.

**Plan Component Goals for Reducing Disparities in Academic Achievement and Racial and Economic Integration**

**Goal #1:** Increase student achievement by connecting family and community with Sky Oaks.

**Goal #2:** Increase student achievement by implementing a framework of literacy instruction that includes core instruction, intervention, and enrichment at Sky Oaks Elementary.

**Goal #3:** Provide enrichment opportunities and integrate students at Sky Oaks Elementary and other ISD 191 elementary schools by offering enrichment programming during the school day, after-school or on non-school days.

**SMART Goals and Outcomes**

**Goal #1:** Increase student achievement by connecting family and community with Sky Oaks.

**Smart Goal:** Engage 60 parents by 2017 in family engagement training programs delivered in Spanish, Somali and English languages.

**Outcomes:**

1. Enhance the understanding and improve the access to school-wide services for families.
2. Improve the participation of families in school activities.
3. Increase the collaboration between staff and family.
4. Increase student achievement.
5. Improve perception of self within a multicultural community.

**Activities:**

1. Provide interpreter services for open house and grade-level curriculum nights in Spanish and Somali languages.
2. Continue to provide staffing to support the social, emotional, and cultural needs of our students and families.

**Goal #2:** Increase student achievement by implementing a framework of literacy instruction that includes core instruction, intervention, and enrichment at Sky Oaks Elementary.

**Smart Goal:**

- 1) **Reduce the achievement gap by 50% by 2017 between White students and Asian/Pacific Islander students in MCA reading scores by 1.1% annually.**
- 2) **Reduce the achievement gap by 50% by 2017 between White students and Hispanic students in MCA reading scores by 4.2% annually.**
- 3) **Reduce the achievement gap by 50% by 2017 between White students and Black students in MCA reading scores by 4.5% annually.**
- 4) **Reduce the achievement gap by 50% by 2017 between students who do not receive Free/Reduce Priced meals and students who receive Free/Reduce Priced meals in MCA reading scores by 5.2% annually.**

**Outcomes:**

1. Implement a framework of literacy instruction that addresses the needs of all learners.
2. Increase teacher capacity in literacy instruction and assessment.
3. Increase student performance across all curricular areas.
4. Increase student cognitive engagement.
5. Improve perception of self within a multicultural community.

**Activities:**

1. Provide initial and ongoing training in the literacy framework for all teachers.
2. Support coaching support in literacy instruction.
3. Provide initial and ongoing training to assessment team.
4. Provide training on reading intervention system.
5. Provide training on enrichment strategies.
6. Support data collection and analysis of student achievement data.

**Goal #3:** Provide enrichment opportunities and integrate students at Sky Oaks Elementary and other ISD 191 elementary schools by offering enrichment programming during the school day, after-school or on non-school days.

**Smart Goal:** 150 students, annually, will be part of the enrichment programming through 2017.

**Outcomes:**

1. Increase equitable educational opportunities for all students.
2. Increase academic achievement in all students.
3. Integrate Sky Oaks' students with students from other ISD 191 elementary schools.

**Activities:**

- 1. Offer enrichment opportunities through Community Education.
- 2. Provide teachers with curriculum writing time to develop culturally relevant enrichment opportunities.
- 3. Provide teachers with professional learning opportunities to develop culturally relevant curriculum.

**Sky Oaks Elementary Achievement and Integration Community Council Participants**

<b>Participants</b>	<b>Role</b>
<b>Cynthia Amoroso</b>	<b>Assistant Superintendent</b>
<b>Brady Hoffman</b>	<b>Director of Finance</b>
<b>Drew Goeldner</b>	<b>Elementary Principal</b>
<b>Jen Babiash</b>	<b>Teaching and Learning Coordinator</b>
<b>Amanda Lutz</b>	<b>Teacher</b>
<b>Anab Abtow</b>	<b>Parent</b>
<b>Rocio Figueroa</b>	<b>Parent</b>
<b>Abigail Alt</b>	<b>Parent/Board of Education</b>
<b>Michele Griffin</b>	<b>Teacher</b>
<b>Ann Cadwell</b>	<b>Teacher</b>
<b>Maria Ruhland</b>	<b>Teacher</b>