



## Regular Meeting Agenda

Diamondhead Education Center  
200 W. Burnsville Parkway  
Burnsville, MN 55337  
February 16, 2012  
6:30 PM

### I. Call to Order

- A. Welcome
- B. Pledge of Allegiance

### II. Business Meeting

- A. Approval of Agenda
- B. Consent Agenda

**Description:** Although Board action is required, it is generally unnecessary to hold discussion on these items. In the event a Board member wishes to discuss an item, that item will be moved for separate consideration.

- 1. Meeting Minutes 3
- 2. Human Resources 6
- 3. Donation of \$173.07 from Brionne Sillman and \$34.62 from Robin Swanson through Wells Fargo to Hidden Valley; \$403.86 from William Haugen through Wells Fargo to Sioux Trail; \$65 matching gift from Wells Fargo Foundation to Harriet Bishop; and \$180 from Kathleen Volner through Wells Fargo to Harriet Bishop Elementary 8
- 4. Payroll, Expenditures, Receipts & Investments 12
- 5. Budget Analysis 37
- 6. Reject bids for the 2012 M.W. Savage Elementary Heating Plant Replacement and HVAC Alterations project 106
- 7. Schedule Closed Sessions to follow the regularly scheduled board meetings on March 1 and March 22, 2012, for the discussion of negotiation strategies 107

### III. New Business

- A. Receive Preliminary Guidelines & Assumptions for development of the 2012-2013 General Fund Budget (30 minutes) (Rider) 108

---

District 191 welcomes members of the public to attend Board of Education meetings, work sessions and other public gatherings. However, public participation is allowed only during listening sessions, which are held before regular board meetings. Community members who wish to share their thoughts and opinions on meeting topics should contact the Superintendent's office at 952-707-2005 to schedule a meeting with the Superintendent or member of her leadership team.

- B. Approve the call for re-bid of 2012 M.W. Savage heating plant replacement and HVAC alterations upon receipt of the Commissioner's Letter of Approval for Review and Comment (15 minutes) (Rider) 110
- C. Receive a report on the district's Mission/Vision/Core Value Statement (15 minutes) (Clegg) 111
- IV. Adjourn to Board Workshop on FY 2013-2014 Operational Budget and Closed Session for discussion of negotiation strategies

School Board Minutes  
 INDEPENDENT SCHOOL DISTRICT 191  
 February 2, 2012

The meeting of the Board of Education was called to order by Chair Hill at 6:30 p.m. at the Burnsville High School Senior Campus in the Diamondhead Education Center.

Call to Order

Members present: Directors Currier, Luth, Schmid, Sweep, Teiken, VandenBoom and Chair Hill. Others in attendance were Superintendent Randall Clegg, Student Advisor Maggie Green, administrators and staff.

Attendance

Chair Hill welcomed the audience and asked Director VandenBoom to lead the Pledge of Allegiance.

Pledge of Allegiance

Moved by Director Currier, seconded by Director Schmid, to approve the agenda. Motion carried unanimously (7,0).

Agenda

Moved by Director Luth, seconded by Director Teiken, to approve the consent agenda as follows:

Consent  
 Agenda  
 Minutes  
 HR Report

- Minutes of the January 19, 2012 Board meeting
- Approve personnel changes for C. Arle, M. Ide, J. Stiles, S. Wintz, A. Ebel, L. Reid, J. Boyle, C. Brett, L. Fuschetto, E. Hotchkiss, K. Hoyt, C. Wollerheim, L. Koechlein, J. Kalmes, J. Wallace, L. Stuhr, T. Frank,
- Donation of \$ 145.39 from the Wells Fargo Community Support Plan to Gideon Pond Elementary
- Approve bid award for 2012 Diamondhead Education Center Alterations and Mechanical Upgrades to Cool Air Mechanical, Inc. for the total amount of \$406,800.

Donations

DEC Bid Award

Chair Hill made special mention of the donation to the District. Motion carried unanimously (7,0).

Moved by Director Teiken, seconded by Director Luth, to establish a Board Legislative Advocacy Committee that will be responsible for oversight of the legislative platform of the ISD 191 school board. Motion carried unanimously (7,0).

Board  
 Legislative  
 Committee

Moved by Director Sweep, seconded by Director Schmid, to appoint the following board members to serve on the previously approved Legislative Advocacy Committee: Directors Sweep, Teiken and VandenBoom. Motion carried unanimously (7,0).

Legislative  
 Committee  
 Members

Student Advisor Maggie Green noted that this week everyone is focused on Snow Week events and the various activities that have been scheduled.

Student  
Advisor

Superintendent Clegg reported on the following items.  
-- Former board member Vicki Roy was recently honored by the Minnesota School Boards Association for her years of service on the ISD 191 board.

Sup't Report

-- Rahn Elementary Magnet School for Art and Technology will be presenting its annual music and dance performance at the Mraz Center on February 2.

-- February is designated "I Love to Read" month and many reading-related activities are scheduled throughout our schools.

-- For anyone who may already be thinking about summer plans for their students grades K-7, information on Project K.I.D.S. Summer Break 2012 is available on the district website.

-- Dick Hanson, long-time teacher and head football coach at Burnsville High School, will be inducted into the Minnesota Football Coaches Hall of Fame on March 31.

Director Luth suggested that letters of congratulations be sent to Vicki Roy and Dick Hanson on behalf of the board. Director Sweep reported the Career Fair had a good turn-out and enjoyed assisting with the event.

Board Reports

Chair Hill provided a brief overview of the board's legislative activities.

Moved by Director Luth, seconded by Director Schmid, to adjourn at 6:55 p.m. to a Closed Session for discussion of negotiation strategies.

Adjourn

---

Jim Schmid, Clerk

**Closed Session Notes**  
**INDEPENDENT SCHOOL DISTRICT 191**  
**February 2, 2012**

The School Board Closed Session was called to order by Chair Hill at 6:58 p.m. at the Burnsville High School Senior Campus in the Diamondhead Education Center.

Call to Order

Members present: Directors Currier, Luth, Schmid, Sweep, Teiken, VandenBoom and Chair Hill

Attendance

Others in Attendance:

Randy Clegg, Superintendent

Chris Lindholm, Assistant Superintendent

Lisa Rider, Executive Director of Business Services

The following item(s) were discussed:

Agenda

- Negotiation strategies with the BEA.

The Closed Session adjourned at 8:08 p.m.

Adjourn

---

Jim Schmid, Clerk

**Burnsville-Eagan-Savage Public Schools  
Independent School District 191  
Human Resources**

TO: Members, Board of Education  
Randall Clegg, Superintendent

FROM: Stacey Sovine, Human Resources Administrator

DATE: February 16, 2012

RE: Recommended Personnel Changes

**Certified  
Appointment**

Patrick Savage

-Replacement-Teacher, Primary Instructional  
Interventionist, .8 FTE, GP, effective 2/8/12

**Leave of Absence**

Colleen Coleman

-Teacher requests a .4 FTE parental leave of absence,  
working .6 FTE, effective for 1st semester 2012/13  
school year

Erin Copeland

\*Teacher (currently on leave from BEA), requests a 1.0  
FTE general leave of absence, effective 2012/13 school  
year

Sarah Erickson

\*Teacher (currently on leave), requests a 1.0 FTE  
parental leave-special circumstances, effective 2012/13  
school year

Sarah Kloeckl

\*Teacher (currently on leave from BEA), requests a 1.0  
FTE general leave of absence, effective 2012/13 school  
year

Kari Komar

\*Teacher (currently on leave from BEA), requests a 1.0  
FTE general leave of absence, effective 2012/13 school  
year

Tiffany Lenton

\*Teacher (currently on leave), requests a 1.0 FTE  
parental leave of absence-special circumstances,  
effective 2012/13 school year

Jeff Marshall

\*Guidance Counselor (currently on leave from BEA),  
requests a 1.0 FTE general leave of absence, effective  
2012/13 school year

Jennifer O'Neill-Mager

\*Teacher (currently on leave from BEA), requests a 1.0  
FTE general leave of absence, effective 2012/13 school  
year

Hye-Jeong Thompson

-Teacher (currently on leave), requests a 1.0 FTE  
parental leave of absence, effective 2012/13 school year

\*added to original report  
Burnsville-Eagan-Savage #191  
Board Meeting – 02/16/2012

**Leave Denial**

Shannon Hart

-Cluster Psychologist, request for a .1 FTE general leave of absence denied

Nichole Holden

-Teacher , MWS, request for .5 FTE general leave of absence denied

Kari Musa-Agboneni

\*Teacher, Neill, request for .2 FTE general leave of absence denied

**Resignation**

Laura Henrickson

\*Teacher (currently on leave), effective 6/8/12

**Return from Leave**

Kristina Aars

\*Teacher (currently on leave), requests to return to work 1.0 FTE, effective 2012/13 school year

Bradley Robb

\*Teacher (currently in another position in the District), requests to return to a 1.0 FTE teaching position, effective 2012/13 school year

Jodi Sullivan

\*Teacher, requests to return to 1.0 FTE assignment, effective 2012/13 school year

**Classified**

**Appointment**

Stacy Harrison

\*Replacement-Cook Manager, ERJH, 8 hrs/day, effective 2/15/12

Zarghona Wahidi

\*Replacement-2nd Cook, NJH, 3 hrs/day, effective 2/13/12

**Change in Assignment**

Lizette LaDuke

-Assignment changes to 2nd Cook, BHS, 3.75 hrs/day, effective 2/1/12

Juanita Ville

-Assignment changes to Campus Supervisor, BHS, 7 hrs/day, effective 2/13/12

**Retirement**

Katherine Castle

-Cook Manager, GP, after 22 years in the District, effective 2/17/12

Rae Ann Pelinka

-Cook Manager (currently on leave) after 20 years in the District, effective 2/2/12

To: Randy Clegg, Superintendent of Schools

II.B.3

From: Jon Bonneville, Principal

Date: February 6, 2012

RE: Donation

It is my recommendation that the School Board of Independent School District #191 accept this donation in the amount of \$207.69 from the following Wells Fargo employees:

Brionne J. Sillman	\$173.07
Robin Swanson	\$34.62

We will be using these funds to help finance and build a new playground at Hidden Valley.

Brionne J. Sillman  
13415 Glenhurst Ave.  
Savage, MN 55378

Robin Swanson  
13750 Glenhurst Ave.  
Savage, MN 55378

TO: Board of Education II.B.3  
 Dr. Randall Clegg, Superintendent

FROM: Taber Akin, Principal – Sioux Trail School

DATE: February 9, 2012

RE: Special Donation

Members of the Sioux Trail community work tirelessly for the success of all our students. Evidence of this can be seen in the extensive volunteerism and generosity of monetary gifts.

I request that the following corporate community support donations be accepted by our district for Sioux Trail Elementary School:

Wells Fargo Foundation	Employee gift through the Wells Fargo Foundation William Haugen (children attend Sioux Trail)	\$403.86
		\$403.86

Contact Information:

William Haugen  
 11121 Carver Court  
 Burnsville, MN 55337

To: Dr. Randy Clegg  
From: Rob Nelson  
CC: Rose Herrmann (Code – 01-491-260-000-096-000)  
Date: February 7, 2012  
Memo: Wells Fargo Foundation Educational Matching Gift

II.B.3

I am pleased to inform you that Harriet Bishop Elementary School has received a Wells Fargo Foundation Educational Matching Gift in the amount of \$65.00. I recommend that the School Board accept this charitable match.

Wells Fargo Foundation  
Educational Matching Gift Program  
P.O. Box 2157  
Princeton, NJ 08543-2157

RN/jh

To: Dr. Randy Clegg  
From: Rob Nelson  
CC: Rose Herrmann (Code – 01-491-260-000-096-000)  
Date: February 7, 2012  
Memo: Wells Fargo Community Support Campaign

II.B.3

I am pleased to inform you that Harriet Bishop Elementary School has received a Wells Fargo Community Support charitable donation in the amount of \$180.00. I would like to recognize and thank Kathleen Volner, a parent, who recognized Harriet Bishop for this contribution.

I recommend that the School Board accept this gift from Kathleen Volner in the amount of \$180.00.

Kathleen Volner  
14538 Natchez Circle  
Savage, MN 55378

RN/jh



**Agenda II B-4  
February 16, 2012**

**TO: Dr. Randall Clegg, Superintendent**  
**FROM: Lisa K. Rider, Executive Director of Business Services**  
**DATE: February 16, 2012**  
**RE: December Payroll, Claims and Receipts**

**RECOMMENDATION:** That the Board approve January payroll checks numbered 716293-716348, and Direct Deposit notices numbered 455280-458030, in the net amount of \$3,449,327.86. January and February claims to date represented by checks numbered 413777-414352, 1004426-1004584, 100596-100608 and wire transfers and adjustments totaling \$12,317,651.94. Also, that the Board accepts January receipts of \$10,983,399.11 and investments for Alt. Facilities and OPEB of \$16,543,604 as of January 31, 2012.

January payroll, wire transfers, claims and receipts have been prepared under the direction of Scott Brown, Director of Accounting Services, and is presented for approval by the School Board. I would be glad to answer any questions.

LKR/mp

INDEPENDENT SCHOOL DISTRICT 191  
FINANCIAL REPORT  
January 31, 2012

**Cash Receipts**

Receipts 76422-76779	\$10,983,399.11
Miscellaneous Adjustments	<u>\$0.00</u>

**TOTAL JANUARY CASH RECEIVED** 10,983,399.11

**CASH DISBURSEMENTS**

January	\$3,449,327.86
Regular Payroll Checks	716293-716348
Direct Deposit Notices	455280-458030

December Payables Previously Approved	\$167,032.16
January Claims Previously Approved:	\$135,171.12
January Claims:	

413777-414082	
414199-414235	
1004426-1004556	
100596-100608	\$1,654,384.69

January Wire Transfers	\$9,245,865.92
Miscellaneous Adjustments	<u>\$60,539.21</u>

**TOTAL JANUARY CASH DISBURSED** 14,712,320.96

**TOTAL EXPENSES TO BE APPROVED**

January Cash Disbursed	\$14,712,320.96
Less: Items Previously Approved	-\$302,203.28

Plus: January Payables	414083-414198
Checks	414282-414352
	\$1,213,911.57

February Claims:	414236-414281
Checks	1004557-1004584
	\$142,950.55

**TOTAL TO BE APPROVED** 15,766,979.80

OPEB	\$16,543,604.00
ALT FACILITIES	\$7,133,308.00
	<u><u>\$23,676,912.00</u></u>

**INDEPENDENT SCHOOL DISTRICT 191  
ALT FACILITY OUTSTANDING INVESTMENTS  
31-Jan-12**

<b>Purchase Date</b>	<b>Depository</b>	<b>Investment Type</b>	<b>CD Yield</b>	<b>Maturity Date</b>	<b>Purchase Amount</b>
4/12/2011	MN Trust	CD	0.250	3/2/2012	\$ 143,393
4/12/2011	MN Trust	CD	0.292	4/6/2012	143,487
4/12/2011	MN Trust	CD	0.319	5/4/2012	249,946
4/12/2011	MN Trust	CD	0.457	6/1/2012	249,908
4/12/2011	MN Trust	CD	0.400	6/1/2012	249,934
6/14/2011	MN Trust	CD	0.396	6/13/2012	249,986
6/15/2011	MN Trust	CD	0.844	6/14/2012	249,987
6/16/2011	MN Trust	CDR	0.150	6/14/2012	241,962
6/16/2011	MN Trust	CDR	0.150	6/14/2012	241,962
6/16/2011	MN Trust	CDR	0.150	6/14/2012	218,343
6/16/2011	MN Trust	CDR	0.150	6/14/2012	50,955
6/20/2011	MN Trust	CD	0.401	6/20/2012	248,000
4/12/2011	MN Trust	CD	0.299	7/6/2012	249,921
4/12/2011	MN Trust	CD	0.293	7/6/2012	82,396
4/12/2011	MN Trust	CD	0.293	7/6/2012	83,300
4/12/2011	MN Trust	CD	0.293	7/6/2012	84,303
12/23/2011	MN Trust	CD	0.200	7/20/2012	249,987
12/23/2011	MN Trust	CD	0.100	7/20/2012	249,944
12/23/2011	MN Trust	CD	0.080	7/20/2012	249,915
4/12/2011	MN Trust	CD	0.457	8/3/2012	249,969
4/12/2011	MN Trust	CD	0.300	8/3/2012	249,979
5/25/2011	MN Trust	CD	0.557	8/17/2012	248,878
4/12/2011	MN Trust	CD	0.400	9/7/2012	249,900
4/12/2011	MN Trust	CD	0.409	9/7/2012	249,931
4/13/2011	MN Trust	CD	0.599	10/4/2012	249,995
4/12/2011	MN Trust	CD	0.406	10/5/2012	249,996
4/20/2011	MN Trust	SEC	0.767	10/22/2012	248,000
4/12/2011	MN Trust	CD	0.599	12/7/2012	249,956
4/12/2011	MN Trust	CD	0.648	1/4/2013	249,980
1/6/2012	MN Trust	CD	0.460	1/7/2013	249,950
5/25/2011	MN Trust	CD	0.000	3/8/2013	249,989
5/25/2011	MN Trust	CD	0.000	3/8/2013	100,790
5/25/2011	MN Trust	CD	0.000	3/8/2013	248,365
Ending Balance					<u>\$ 7,133,308</u>

**INDEPENDENT SCHOOL DISTRICT 191**  
**OPEB OUTSTANDING INVESTMENTS**  
**31-Jan-12**

<b>Purchase Date</b>	<b>Depository</b>	<b>Investment Type</b>	<b>CD Yield</b>	<b>Maturity Date</b>	<b>Purchase Amount</b>
9/29/2009	MN Trust	SEC	2.300	2/1/2012	\$ 190,642
8/26/2009	MN Trust	SEC	2.200	2/1/2012	501,765
6/23/2009	MN Trust	SEC	4.000	2/1/2012	1,080,686
6/17/2010	MN Trust	SEC	1.500	2/1/2012	100,000
8/13/2009	MN Trust	SEC	2.450	4/1/2012	125,474
9/4/2009	MN Trust	CD	2.101	6/4/2012	235,600
9/10/2009	MN Trust	CD	2.100	6/8/2012	235,300
9/8/2009	MN Trust	SEC	2.100	6/8/2012	245,000
9/18/2009	MN Trust	CD	1.991	6/15/2012	237,000
12/16/2009	MN Trust	SEC	2.000	6/18/2012	245,000
12/22/2009	MN Trust	SEC	1.900	6/22/2012	245,000
9/9/2009	MN Trust	CD	2.120	6/25/2012	236,000
12/30/2009	MN Trust	SEC	1.700	6/29/2012	245,000
11/2/2009	MN Trust	CD	3.000	6/29/2012	245,000
12/31/2009	MN Trust	SEC	1.800	7/2/2012	245,000
7/27/2010	MN Trust	SEC	1.164	7/26/2012	249,871
8/2/2010	MN Trust	SEC	1.091	8/2/2012	249,844
8/20/2010	MN Trust	SEC	1.141	8/20/2012	249,884
12/23/2011	MN Trust	CD	0.428	12/24/2012	99,928
12/23/2011	MN Trust	CD	0.250	12/24/2012	249,927
8/3/2009	MN Trust	SEC	3.000	2/1/2013	101,194
10/19/2009	MN Trust	SEC	2.100	2/1/2013	800,000
2/15/2011	MN Trust	CD	0.962	2/1/2013	249,906
2/15/2011	MN Trust	CD	0.995	2/1/2013	149,930
9/2/2009	MN Trust	CD	2.550	6/3/2013	227,500
9/4/2009	MN Trust	CD	2.558	6/5/2013	455,100
1/4/2012	MN Trust	CD	0.298	6/27/2013	249,976
1/4/2012	MN Trust	CD	0.255	6/27/2013	249,938
8/23/2010	MN Trust	CD	1.300	8/23/2013	240,000
10/1/2009	MN Trust	SEC	2.650	12/30/2013	245,000
1/4/2012	MN Trust	CD	0.342	1/6/2014	249,903
1/4/2012	MN Trust	CD	0.299	1/6/2014	249,993
10/13/2009	MN Trust	SEC	2.880	2/1/2014	385,000
10/15/2009	MN Trust	SEC	2.880	2/1/2014	935,000
6/8/2010	MN Trust	SEC	2.400	2/1/2014	345,000
12/20/2010	MN Trust	SEC	1.900	2/1/2014	250,000
9/1/2009	MN Trust	SEC	2.980	3/1/2014	723,607
11/16/2011	MN Trust	SEC	1.500	11/17/2014	248,000
11/16/2011	MN Trust	SEC	1.355	11/17/2014	248,000
11/17/2011	MN Trust	SEC	1.506	11/17/2014	248,000
11/16/2011	MN Trust	SEC	1.506	11/17/2014	248,000
11/16/2011	MN Trust	SEC	1.506	11/17/2014	248,000
12/23/2011	MN Trust	CD	0.949	12/22/2014	249,814
12/23/2011	MN Trust	CD	0.791	12/22/2014	249,896
1/4/2012	MN Trust	CD	0.649	1/5/2015	249,882
1/4/2012	MN Trust	CD	0.549	1/5/2015	249,954
1/4/2012	MN Trust	CD	0.502	1/5/2015	249,913
1/4/2012	MN Trust	CD	0.449	1/5/2015	249,930
7/15/2009	MN Trust	SEC	5.000	2/1/2015	328,433
11/12/2009	MN Trust	SEC	3.800	2/1/2015	1,024,310
6/8/2010	MN Trust	SEC	2.750	2/1/2015	210,000
6/29/2009	MN Trust	SEC	3.350	6/1/2015	472,505
12/20/2010	MN Trust	SEC	3.350	2/1/2017	150,000

GRAND TOTAL:

\$ 16,543,604

January 2012

## Wire Transfers

010312	MSDLAF	People's Bank	139,885.76	December 31, 2011 Payroll - TSA Deductions
010312	MSDLAF	Teacher Federated Credit Union	32,996.45	December 31, 2011 Payroll - Dues
010512	State of Minnesota	MSDLAF	4,476.22	State Wire Payment - IEP
010512	MSDLAF	Delta Dental	21,642.40	Dental Insurance
010912	MSDLAF	PERA	5,950.38	Additional PERA
010912	MSDLAF	Wells Fargo	121,982.71	Phone Lease
010912	MSDLAF	State of Minnesota	2,990.64	December 31, 2011 Payroll - Child Support
010912	MSDLAF	State of Minnesota	992.00	December 31, 2011 Payroll - Levies
011012	MSDLAF	TRA	241,714.20	December 31, 2011 Payroll - TRA
011012	MSDLAF	Delta Dental	21,658.15	Dental Insurance
011112	MSDLAF	PERA	88,029.59	December 31, 2011 Payroll - PERA
011112	MSDLAF	State of Minnesota	289.00	Sales Tax
011212	State of Minnesota	MSDLAF	222,237.24	State Wire Payment
011212	MSDLAF	Internal Revenue Service	685.29	December 31, 2011 Payroll - ING
011312	MDE	MSDLAF	3,591,992.45	January 13 State Aid Payment
011312	MDDLAF	Teacher Federated Credit Union	33,082.86	January 13, 2012 Payroll - Dues
011712	MSDLAF	State of Minnesota	2,994.50	January 13, 2012 Payroll - Child Support
011712	MSDLAF	State of Minnesota	1,276.85	January 13, 2012 Payroll - Levies
011712	MSDLAF	Internal Revenue Service	567,053.75	January 13, 2012 Federal Payroll Taxes
011712	MSDLAF	State of Minnesota	103,389.95	January 13, 2012 State Payroll Taxes
011812	MSDLAF	People's Bank	141,980.47	January 13, 2012 Payroll - TSA Deductions
011912	State of Minnesota	MSDLAF	153,338.23	State Wire Payment
011912	State of Minnesota	MSDLAF	10,162.51	State Wire Payment
011912	MSDLAF	Delta Dental	17,600.46	Dental Insurance
012512	Dakota County	MSDLAF	2,286,441.36	Tax Settlement
012512	Scott County	MSDLAF	83,581.90	Tax Settlement
012512	MSDLAF	Wells Farge	1,796,581.25	General Obligation Bonds
012512	MSDLAF	Wells Farge	876,716.24	Bond Payment - Alt Facility Bonds
012512	MSDLAF	Bremer Bank - Bond Trust Services	2,093,575.00	General Obligation Bonds
012512	MSDLAF	Bremer Bank - Bond Trust Services	731,831.25	General Obligation Bonds
012512	MSDLAF	Bremer Bank - Bond Trust Services	1,099,200.00	General Obligation Bonds - OPEB
012512	MSDLAF	Bremer Bank - Bond Trust Services	506,673.19	General Obligation Bonds - Alt Facility
012512	MSDLAF	Bremer Bank - Bond Trust Services	450.00	General Obligation Bonds - Fees
012512	MSDLAF	Bremer Bank - Bond Trust Services	450.00	General Obligation Bonds - OPEB Fees
012512	MSDLAF	Bremer Bank - Bond Trust Services	450.00	General Obligation Bonds - Alt Facility Fees
012512	MSDLAF	Internal Revenue Services	19.67	4th Quarter Tax Return
012512	MSDLAF	State of Minnesota	1.58	4th Quarter Tax Return
012512	MSDLAF	Delta Dental	17,395.22	Dental Insurance
012512	MSDLAF	Pitney Bowes	5,000.00	Mailroom Postage
012512	MSDLAF	TRA	239,227.04	January 13, 2012 Payroll - TRA
012512	MSDLAF	PERA	85,927.62	January 13, 2012 Payroll - PERA
012612	State of Minnesota	MSDLAF	483,900.59	State Wire Payment - Federal Aid
012712	Dakota County	MSDLAF	412.30	County Wire Payment
013112	MDE	MSDLAF	3,436,063.66	January 31, 2012 State Aid Payment
013112	Dakota County	MSDLAF	9,771.50	County Wire Payment
013112	MSDLAF	People's Bank	142,584.46	January 31, 2012 Payroll - TSA Deductions
013112	MSDLAF	Teacher Federated Credit Union	33,130.57	January 31, 2012 Payroll - Teacher Dues

# Check Register Report

Bank Number	Check Number	Check Status	Check Amount	Check Date	Vendor Number	Vendor Address Number	Vendor Name
4	413777	Clear	\$1,423.33	01/10/12	26985	0	A PLUS TUTORING SERVICE, LTD.
4	413778	Clear	\$1,558.75	01/10/12	27343	0	ACCURATE HOME CARE, LLC
4	413779	Clear	\$120.00	01/10/12	27129	0	ALI, AMAAL
4	413780	Clear	\$3,492.00	01/10/12	26795	1	ALLIED PROFESSIONALS, INC.
4	413781	Clear	\$294.73	01/10/12	00386	1	BARNES & NOBLE INC
4	413782	Clear	\$304.83	01/10/12	01253	1	BATTERIES PLUS
4	413783	Clear	\$225.00	01/10/12	27623	0	BROWN, ALASTAIR
4	413784	Clear	\$1,600.00	01/10/12	09972	0	BUCK HILL, INC.
4	413785	Clear	\$1,980.00	01/10/12	09991	0	BURNSVILLE ASSOCIATION OF EDUCATIONAL ASSTS
4	413786	Clear	\$26,496.90	01/10/12	02519	0	CENTERPOINT ENERGY
4	413787	Clear	\$20.30	01/10/12	00001	1229	COOPER, BECCA
4	413788	Clear	\$2,000.00	01/10/12	22061	0	DISTRIBUTED WEBSITE CORPORATION
4	413789	Clear	\$523.20	01/10/12	03981	0	ECKROTH MUSIC
4	413790	Clear	\$804.00	01/10/12	09272	2	ECM PUBLISHERS, INC.
4	413791	Clear	\$920.00	01/10/12	27564	0	HADI, MOHAMED
4	413792	Clear	\$60.00	01/10/12	26803	0	HASSAN, RAHMA
4	413793	Clear	\$78.00	01/10/12	01950	0	HOLT, JAMES
4	413794	Clear	\$24,944.40	01/10/12	09327	0	INTERMEDIATE SCHOOL DISTRICT 917
4	413795		\$26.10	01/10/12	00001	1230	JOHNSON, LISA
4	413796	Clear	\$15.00	01/10/12	00000	9553	MALSOM, PAT
4	413797	Clear	\$715.00	01/10/12	03412	0	MERZER, SHEILA M.A.L.P.
4	413798	Clear	\$350.00	01/10/12	02538	0	MESPA
4	413799	Clear	\$50.00	01/10/12	08865	5	METRO ECSU
4	413800	Clear	\$1,300.00	01/10/12	08865	14	METRO ECSU
4	413801		\$630.00	01/10/12	09799	0	MN CENTER FOR BOOK ARTS
4	413802	Clear	\$5.00	01/10/12	01596	23	MN DEPARTMENT OF EDUCATION
4	413803	Clear	\$125.00	01/10/12	03164	0	MN MUSIC EDUCATORS ASSOCIATION
4	413804	Clear	\$5,657.54	01/10/12	22639	1	NEXTEL
4	413805	Clear	\$5,616.00	01/10/12	21081	0	ON CALL CLINICIANS
4	413806	Clear	\$87.40	01/10/12	25300	1	ORANGE TREE EMPLOYMENT SCREENING
4	413807	Clear	\$80.58	01/10/12	21596	0	ORIGINS
4	413808	Clear	\$120.00	01/10/12	24879	0	PEREZ, MELISSA M.
4	413809	Clear	\$858.22	01/10/12	26290	0	PERFORMANCE APPAREL, LLC
4	413810		\$37.50	01/10/12	00000	8327	POLLNOW, THERESA
4	413811	Clear	\$50.00	01/10/12	26289	0	SALGADO-LANDA, NOE
4	413812	Clear	\$195.00	01/10/12	27421	0	SANBORN EDUCATION ASSOCIATES, INC.
4	413813	Clear	\$77.98	01/10/12	20504	1	SCHWAAB, INC.
4	413814	Clear	\$1,223.04	01/10/12	22020	0	SPHERION CORPORATION
4	413815	Clear	\$189.00	01/10/12	00826	1	TIERNEY BROTHERS, INC.
4	413816	Clear	\$375.00	01/10/12	08203	2	TIES
4	413817	Clear	\$46,980.00	01/10/12	08595	0	UNIVERSITY OF MINNESOTA-TUITION

# Check Register Report

Bank Number	Check Number	Check Status	Check Amount	Check Date	Vendor Number	Vendor Address Number	Vendor Name
4	413818	Clear	\$255,090.26	01/12/12	27335	0	AMERICAN HEALTH RESOURCES
4	413819	Clear	\$11,089.07	01/12/12	21261	0	ANDERSON BUS COMPANY, INC.
4	413820	Clear	\$420.00	01/12/12	26374	0	ARTISAN CREATIVE
4	413821	Clear	\$311.73	01/12/12	06494	0	AS SOON AS POSSIBLE, INC.
4	413822	Clear	\$502.65	01/12/12	04895	0	ASSOCIATION OF CLERICAL EMPLOYEES
4	413823	Clear	\$50.66	01/12/12	00016	1690	BALLARD, EILEEN
4	413824	Clear	\$3,320.00	01/12/12	27679	0	BENEFITFOCUS.COM, INC.
4	413825	Clear	\$43.75	01/12/12	00001	1231	BOYD, CAROL
4	413826	Clear	\$24,849.30	01/12/12	00435	0	BURNSVILLE ICE CENTER
4	413827	Clear	\$121.18	01/12/12	00854	0	CARVER-SCOTT ED CO-OP ISD 930
4	413828	Clear	\$150.00	01/12/12	25919	0	CORDOVA-MORALES, LETICIA
4	413829	Clear	\$718.90	01/12/12	00502	0	CORNERSTONE COPY CENTER
4	413830	Clear	\$325.00	01/12/12	26702	0	DELTA MANAGEMENT ASSOCIATES, INC.
4	413831	Clear	\$595.00	01/12/12	20524	0	DEWALD, RINA C.
4	413832	Clear	\$87.75	01/12/12	23099	0	DEX MEDIA EAST, INC
4	413833	Clear	\$367.35	01/12/12	22061	0	DISTRIBUTED WEBSITE CORPORATION
4	413834	Clear	\$654.00	01/12/12	09272	2	ECM PUBLISHERS, INC.
4	413835	Clear	\$1,125.00	01/12/12	26379	0	EPN TRAVEL SERVICES, INC.
4	413836	Clear	\$180.40	01/12/12	24275	0	FAGERNES, JOYCE
4	413837	Clear	\$228.00	01/12/12	27604	0	GREAT LAKES HIGHER EDUCATION CORPORATIO
4	413838	Clear	\$524.57	01/12/12	07390	0	GREATER TWIN CITIES UNITED WAY
4	413839	Clear	\$100.00	01/12/12	20324	1	GURSTEL,STALOCH & CHARGO PA
4	413840	Clear	\$88.36	01/12/12	01762	0	HAAN CRAFTS, LLC
4	413841	Clear	\$180.00	01/12/12	26803	0	HASSAN, RAHMA
4	413842	Clear	\$570.00	01/12/12	01038	0	HEALTH CONSULTANTS FOR CHILD CARE
4	413843	Clear	\$58.00	01/12/12	27935	0	HODGES, LAMAR
4	413844	Clear	\$13,174.00	01/12/12	20347	1	HOUSE OF PRINT
4	413845	Clear	\$1,070.09	01/12/12	26918	0	IMB DISTRIBUTION
4	413846	Clear	\$2,417.60	01/12/12	24335	0	IND. SCHOOL DIST. 8492
4	413847	Clear	\$354.12	01/12/12	02483	0	INTEGRA TELECOM
4	413848	Clear	\$22,107.41	01/12/12	09327	0	INTERMEDIATE SCHOOL DISTRICT 917
4	413849	Clear	\$617.20	01/12/12	25195	0	IPROMOTEU, INC.
4	413850	Clear	\$495.50	01/12/12	01994	0	J&R SCHOOL SUPPLIES, INC.
4	413851	Clear	\$460.58	01/12/12	27225	0	K&K EXPRESS, LLC
4	413852	Clear	\$77,498.43	01/12/12	27633	0	KELLY SERVICES, INC.
4	413853	Clear	\$65.00	01/12/12	00016	2285	KENINGER, AMANDA
4	413854	Clear	\$3,769.50	01/12/12	08356	1	KENNEDY & GRAVEN, CHARTERED
4	413855	Clear	\$70.00	01/12/12	23777	0	LANGE, LINDA
4	413856	Clear	\$467.75	01/12/12	27305	0	LEE LINE CORPORATION
4	413857		\$72.50	01/12/12	26890	0	LOVLIE, CHRISTINE
4	413858	Clear	\$300.00	01/12/12	27775	0	LOWERTOWN GROUP, LLC

# Check Register Report

Bank Number	Check Number	Check Status	Check Amount	Check Date	Vendor Number	Vendor Address Number	Vendor Name
4	413859	Clear	\$1,700.00	01/12/12	27458	1	M. BOLLINGER, LLC
4	413860		\$225.00	01/12/12	08582	1	MASPA
4	413861	Clear	\$195.00	01/12/12	09951	0	MATH MASTERS OF MN
4	413862	Clear	\$315.00	01/12/12	06559	0	MATRIX COMMUNICATIONS, INC.
4	413863	Clear	\$3,969.00	01/12/12	25512	0	MAYER ARTS, INC.
4	413864	Clear	\$15.00	01/12/12	08407	1	MELLO SMELLO
4	413865	Clear	\$163.00	01/12/12	23866	0	MESSERLI & KRAMER PA
4	413866	Clear	\$60.00	01/12/12	08118	0	METRO ATHLETIC SUPPLY
4	413867		\$40.00	01/12/12	02302	1	MN ASCD
4	413868	Clear	\$1,000.00	01/12/12	21301	3	MN STATE UNIVERSITY-MANKATO
4	413869	Clear	\$1,375.00	01/12/12	02422	0	MN VALLEY YMCA
4	413870	Clear	\$90.00	01/12/12	23585	0	MN WRITING PROJECT
4	413871	Clear	\$19,374.88	01/12/12	27702	0	MORCON CONSTRUCTION INC.
4	413872	Clear	\$140.00	01/12/12	22324	0	MULTILINGUAL WORD, INC.
4	413873	Clear	\$120.00	01/12/12	24243	0	MUNOZ, MARIBEL
4	413874	Clear	\$19.46	01/12/12	01197	1	US FOODS CULINARY EQUIPMENT & SUPPLIES LLC
4	413875	Clear	\$17.34	01/12/12	21596	0	ORIGINS
4	413876	Clear	\$580.12	01/12/12	03219	1	PEPSI-COLA COMPANY
4	413877	Clear	\$412.50	01/12/12	27936	0	PROP IT UP, LLC
4	413878	Clear	\$217.00	01/12/12	26388	0	RAUSCH, STURM, ISRAEL, ENERSON & HORNIK
4	413879	Clear	\$120.00	01/12/12	03223	0	SAMUEL FRENCH, INC.
4	413880	Clear	\$12,505.97	01/12/12	09588	1	SAVAGE, CITY OF
4	413881	Clear	\$1,207.50	01/12/12	20491	0	SAVAGE, DAWN
4	413882	Clear	\$29,150.80	01/12/12	23848	0	SFM
4	413883	Clear	\$538.05	01/12/12	01076	1	SOUTHWEST NEWSPAPERS
4	413884	Clear	\$197.00	01/12/12	25672	0	SPECIAL DELIVERY OF MINNESOTA, INC
4	413885	Clear	\$1,262.00	01/12/12	01209	0	STAGES THEATRE COMPANY
4	413886		\$250.00	01/12/12	03297	2	STATE NEGOTIATORS
4	413887	Clear	\$147.43	01/12/12	08203	1	TIES
4	413888	Clear	\$25.00	01/12/12	00016	2262	TSOGBAATAR, TAMIR
4	413889	Clear	\$165.09	01/12/12	23463	7	UNITED STATES TREASURY
4	413890	Clear	\$615.00	01/12/12	08798	10	UNIVERSITY OF MINNESOTA
4	413891	Clear	\$92.50	01/12/12	04172	1	UPS FREIGHT
4	413892	Void	\$59,700.12	01/12/12	04417	1	US FOODSERVICE
4	413893	Unissued	\$0.00	01/12/12	04417	1	US FOODSERVICE
4	413894	Unissued	\$0.00	01/12/12	04417	1	US FOODSERVICE
4	413895	Unissued	\$0.00	01/12/12	04417	1	US FOODSERVICE
4	413896	Unissued	\$0.00	01/12/12	04417	1	US FOODSERVICE
4	413897	Unissued	\$0.00	01/12/12	04417	1	US FOODSERVICE
4	413898	Unissued	\$0.00	01/12/12	04417	1	US FOODSERVICE
4	413899	Clear	\$575.63	01/12/12	04451	1	XEROX CORPORATION

# Check Register Report

Bank Number	Check Number	Check Status	Check Amount	Check Date	Vendor Number	Vendor Address Number	Vendor Name
4	413900	Clear	\$4,884.93	01/12/12	04451	7	XEROX CORPORATION
4	413901	Unissued	\$0.00	01/12/12	04451	7	XEROX CORPORATION
4	413902	Clear	\$902.94	01/12/12	04451	9	XEROX CORPORATION
4	413903	Clear	\$304.81	01/12/12	04451	10	XEROX CORPORATION
4	413904	Clear	\$18,460.66	01/12/12	27490	0	XEROX FINANCIAL SERVICES LLC
4	413905	Clear	\$25.00	01/17/12	00000	1755	ALBERTS, DONNA
4	413906	Clear	\$100.49	01/17/12	00428	0	ARAMARK
4	413907	Clear	\$3,114.70	01/17/12	24984	0	CORY, BRENT
4	413908	Clear	\$58,202.87	01/17/12	00809	0	DAKOTA ELECTRIC ASSOCIATION
4	413909	Clear	\$606.47	01/17/12	01002	0	EAGAN, CITY OF
4	413910	Clear	\$1,531.25	01/17/12	20802	0	EHLERS & ASSOCIATES, INC.
4	413911	Clear	\$1,117.14	01/17/12	03328	0	FIRST STUDENT, INC.
4	413912		\$160.00	01/17/12	00016	1615	HART, JANELLE
4	413913	Clear	\$34.95	01/17/12	27909	0	INSIGHT SOFTWARE SOLUTIONS, INC.
4	413914		\$40.00	01/17/12	00001	1232	MAXWELL, JENNIFER
4	413915	Clear	\$12,423.56	01/17/12	07448	0	MINNESOTA VALLEY ELECTRIC COOPERATIVE
4	413916	Clear	\$120.00	01/17/12	21804	0	OBERG, JEANNE
4	413917	Clear	\$4,650.00	01/17/12	27742	1	PERFORMANCE MANAGEMENT GROUP
4	413918	Clear	\$160.00	01/17/12	00001	1163	PETERSON, DAVE
4	413919	Clear	\$4,058.74	01/17/12	09588	0	SAVAGE, CITY OF
4	413920	Clear	\$8,750.00	01/17/12	09588	1	SAVAGE, CITY OF
4	413921	Clear	\$1,188.54	01/17/12	09588	4	SAVAGE, CITY OF
4	413922	Clear	\$896.40	01/17/12	27209	0	SOCCERCHILI.COM
4	413923	Clear	\$62.84	01/17/12	04172	0	UNITED PARCEL SERVICE
4	413924	Clear	\$62,059.90	01/17/12	04417	1	US FOODSERVICE
4	413925	Unissued	\$0.00	01/17/12	04417	1	US FOODSERVICE
4	413926	Unissued	\$0.00	01/17/12	04417	1	US FOODSERVICE
4	413927	Unissued	\$0.00	01/17/12	04417	1	US FOODSERVICE
4	413928	Unissued	\$0.00	01/17/12	04417	1	US FOODSERVICE
4	413929	Unissued	\$0.00	01/17/12	04417	1	US FOODSERVICE
4	413930	Unissued	\$0.00	01/17/12	04417	1	US FOODSERVICE
4	413931	Clear	\$235.00	01/17/12	15510	0	VARA, THOMAS A
4	413932	Clear	\$131.72	01/17/12	20007	0	WASTE MANAGEMENT
4	413933	Clear	\$12,767.62	01/17/12	02776	0	XCEL ENERGY
4	413934	Clear	\$280.67	01/17/12	04451	7	XEROX CORPORATION
4	413935	Clear	\$69.00	01/17/12	00000	616	YOUNGREN, TORDIS
4	413936		\$500.00	01/20/12	00778	0	ARMSTRONG, MAUREEN
4	413937	Clear	\$303.50	01/20/12	03931	0	BERRY COFFEE COMPANY
4	413938	Clear	\$60.00	01/20/12	27625	0	CARRILLO, BONI
4	413939	Clear	\$848.26	01/20/12	00854	0	CARVER-SCOTT ED CO-OP ISD 930
4	413940	Clear	\$2,690.05	01/20/12	02519	3	CENTERPOINT ENERGY SERVICES, INC.

# Check Register Report

Bank Number	Check Number	Check Status	Check Amount	Check Date	Vendor Number	Vendor Address Number	Vendor Name
4	413941	Clear	\$650.35	01/20/12	26984	0	COLLEGE NANNIES & TUTORS, LLC
4	413942	Clear	\$120.00	01/20/12	25919	0	CORDOVA-MORALES, LETICIA
4	413943	Clear	\$655.00	01/20/12	09272	2	ECM PUBLISHERS, INC.
4	413944	Clear	\$25.00	01/20/12	26111	0	ETECH TRANSACTION SOLUTIONS, INC.
4	413945	Clear	\$818.75	01/20/12	04416	0	FAIRVIEW
4	413946	Clear	\$120.00	01/20/12	08124	0	FISCHER, DEANNA
4	413947		\$41.80	01/20/12	27941	0	GIFTED EDUCATION PRESS
4	413948	Clear	\$439.64	01/20/12	16514	0	GRAFF, SALLY
4	413949	Clear	\$120.00	01/20/12	26803	0	HASSAN, RAHMA
4	413950	Clear	\$209.00	01/20/12	27568	0	INSTRUCTIONAL SOLUTIONS GROUP
4	413951	Clear	\$14,578.41	01/20/12	09327	0	INTERMEDIATE SCHOOL DISTRICT 917
4	413952	Clear	\$200.00	01/20/12	27938	0	BUTLER, IONE
4	413953	Clear	\$46.35	01/20/12	25195	0	IPROMOTEU, INC.
4	413954	Clear	\$72.00	01/20/12	27939	0	KLOETZKE, JOSEPH
4	413955	Clear	\$436.00	01/20/12	08965	3	MCCA STATE COMPETITION
4	413956	Clear	\$50.00	01/20/12	03936	3	MINNETONKA PUBLIC SCHOOLS
4	413957	Clear	\$75.00	01/20/12	22397	0	MN BOARD OF SCHOOL ADMINISTRATORS
4	413958		\$320.00	01/20/12	00624	0	MN HISTORICAL SOCIETY
4	413959		\$50.00	01/20/12	04656	2	MSNA
4	413960	Clear	\$120.63	01/20/12	27292	0	NAEIR
4	413961	Clear	\$3,479.00	01/20/12	26799	0	NICKLASSON ATHLETIC COMPANY INC
4	413962	Clear	\$2,304.00	01/20/12	21081	0	ON CALL CLINICIANS
4	413963	Clear	\$226.50	01/20/12	25300	1	ORANGE TREE EMPLOYMENT SCREENING
4	413964	Clear	\$16.00	01/20/12	00000	9096	PALACIOS, ANGELA
4	413965	Clear	\$195.00	01/20/12	24879	0	PEREZ, MELISSA M.
4	413966	Clear	\$67.35	01/20/12	00001	1233	PHAY, BORETH
4	413967		\$150.00	01/20/12	26714	0	PINE ISLAND
4	413968	Clear	\$207.00	01/20/12	03055	1	PITNEY BOWES INC.
4	413969		\$255.00	01/20/12	27940	0	REDS SAVOY PIZZA
4	413970	Clear	\$64.50	01/20/12	23640	0	ROSEMOUNT SAW & TOOL
4	413971	Clear	\$933.61	01/20/12	09588	0	SAVAGE, CITY OF
4	413972	Clear	\$526.98	01/20/12	03532	2	SCHMITT MUSIC
4	413973	Clear	\$50.00	01/20/12	00016	2287	SCOTTING, ALEC
4	413974	Clear	\$18,771.00	01/20/12	23848	0	SFM
4	413975	Clear	\$230.00	01/20/12	08894	0	SOUTH ST. PAUL SCHOOLS
4	413976	Clear	\$110.00	01/20/12	08894	0	SOUTH ST. PAUL SCHOOLS
4	413977	Clear	\$522.00	01/20/12	25672	0	SPECIAL DELIVERY OF MINNESOTA, INC
4	413978	Clear	\$450.00	01/20/12	27921	0	VOICETHREAD
4	413979	Clear	\$4,123.44	01/20/12	04451	7	XEROX CORPORATION
4	413980	Clear	\$481.82	01/24/12	05588	0	ACE HARDWARE & PAINT
4	413981	Clear	\$1,008.00	01/24/12	26795	1	ALLIED PROFESSIONALS, INC.

# Check Register Report

Bank Number	Check Number	Check Status	Check Amount	Check Date	Vendor Number	Vendor Address Number	Vendor Name
4	413982	Clear	\$631.90	01/24/12	01365	0	AMERIPRIDE LINEN AND APPAREL SERVICES
4	413983		\$75.00	01/24/12	22218	0	ANDERSON, JESSE
4	413984		\$75.00	01/24/12	25956	0	BOERBOON, JAKE
4	413985	Clear	\$131.75	01/24/12	07571	0	BRIANNO'S
4	413986		\$75.00	01/24/12	08629	0	BUDION, MIKE
4	413987	Clear	\$42,752.71	01/24/12	02519	0	CENTERPOINT ENERGY
4	413988	Clear	\$72.00	01/24/12	25015	0	CHRISTENSEN, ERIK
4	413989	Clear	\$448.00	01/24/12	05136	1	CRAGUN'S CONFERENCE CENTER
4	413990	Clear	\$6,317.50	01/24/12	24183	0	DAKOTA TRANSPORT, INC.
4	413991	Clear	\$180.00	01/24/12	20524	0	DEWALD, RINA C.
4	413992	Clear	\$3,628.81	01/24/12	02333	1	EARTHGRAINS CO.
4	413993	Clear	\$112.00	01/24/12	25939	0	GASKINS, NORMAN
4	413994	Clear	\$131.00	01/24/12	24087	0	HALVERSON, JAMIE
4	413995	Clear	\$72.00	01/24/12	08860	0	HAMANN, RONALD
4	413996	Clear	\$21,800.17	01/24/12	24130	0	HASTINGS CO-OP CREAMERY
4	413997	Clear	\$75.00	01/24/12	23542	0	HENDRICKSON, JEREMY
4	413998	Clear	\$43.50	01/24/12	27935	0	HODGES, LAMAR
4	413999		\$150.00	01/24/12	25538	0	HYMES, DAVID
4	414000	Clear	\$4,272.00	01/24/12	04769	0	IDEAL PRINTERS, INC.
4	414001	Clear	\$46.00	01/24/12	01703	0	JOHNSON, ANDY
4	414002	Clear	\$500.00	01/24/12	22921	0	JOHNSON, AYRLAHN
4	414003	Clear	\$156.00	01/24/12	24067	0	JOHNSON, DENNIS
4	414004	Clear	\$72.00	01/24/12	25505	0	JONCKOWSKI, JEFF
4	414005	Clear	\$96.00	01/24/12	27781	0	KAAHIYE, AXMAD
4	414006		\$234.00	01/24/12	03225	0	KORTE, STEVE
4	414007	Clear	\$72.00	01/24/12	21454	0	KRUEGER, DWIGHT
4	414008	Clear	\$67.00	01/24/12	08647	0	MARSHALL, JAMES
4	414009		\$25.00	01/24/12	24960	0	MCCABE, ED
4	414010	Clear	\$78.00	01/24/12	26995	0	MINDRUM, DARIN
4	414011	Clear	\$87.00	01/24/12	27927	0	MULLOY, CLARE
4	414012	Clear	\$120.00	01/24/12	24243	0	MUNOZ, MARIBEL
4	414013	Clear	\$100.00	01/24/12	25460	0	NELLIGAN, ROYCE
4	414014	Clear	\$112.00	01/24/12	07854	0	NEWHOUSE, WILLIAM
4	414015		\$87.00	01/24/12	27912	0	ODOM, JAKE
4	414016	Clear	\$1,221.64	01/24/12	26086	0	ORKIN COMMERCIAL SERVICES
4	414017		\$60.00	01/24/12	26396	0	OSMAN, NIMO
4	414018		\$72.00	01/24/12	00698	0	PANNING, BRAD
4	414019	Clear	\$120.00	01/24/12	24879	0	PEREZ, MELISSA M.
4	414020		\$72.00	01/24/12	03099	0	PETERSON, DAVE
4	414021	Clear	\$78.00	01/24/12	22239	0	PHILLIPS, GORDON
4	414022		\$78.00	01/24/12	27489	0	PHILLIPS, MATTHEW

# Check Register Report

Bank Number	Check Number	Check Status	Check Amount	Check Date	Vendor Number	Vendor Address Number	Vendor Name
4	414023	Clear	\$51.00	01/24/12	00016	2240	PIERSON & PIERSON, PLLP
4	414024	Clear	\$6,369.30	01/24/12	21744	0	QUALITY AIR MECHANICAL, INC.
4	414025	Clear	\$43.50	01/24/12	27301	0	RIGGS, BRITTA
4	414026		\$360.00	01/24/12	26289	0	SALGADO-LANDA, NOE
4	414027		\$72.00	01/24/12	24003	0	SANBORN, DARYL
4	414028	Clear	\$72.00	01/24/12	22484	0	SARGENT, KEN
4	414029	Clear	\$75.00	01/24/12	09154	0	SAUL, MICK
4	414030		\$87.00	01/24/12	27929	0	SCHARBER, BRAD
4	414031	Clear	\$72.00	01/24/12	22306	0	SCHILLER, TOM
4	414032	Clear	\$72.00	01/24/12	04844	0	SCHMIT, JEFF
4	414033	Clear	\$112.00	01/24/12	24557	0	SCHMITZ, STEVE
4	414034	Clear	\$1,089.93	01/24/12	04683	0	SCOTT COUNTY TREASURER
4	414035		\$75.00	01/24/12	27142	0	SHAY, JONATHAN
4	414036	Clear	\$190.00	01/24/12	02683	0	SPANGLER, JOHN
4	414037	Clear	\$3,439.80	01/24/12	22020	0	SPHERION CORPORATION
4	414038	Clear	\$281.00	01/24/12	22337	0	THEISEN, CHAD
4	414039	Clear	\$350.00	01/24/12	01637	0	THREE RIVERS PARK DISTRICT
4	414040		\$83.77	01/24/12	04172	0	UNITED PARCEL SERVICE
4	414041	Clear	\$78.00	01/24/12	26511	0	VIG, BARRY
4	414042	Clear	\$300.00	01/24/12	25986	0	YOAKAM, STEPHEN
4	414043		\$336.00	01/24/12	06363	0	YOUTH PERFORMANCE COMPANY
4	414044		\$72.00	01/24/12	26509	0	ZABEL, RUSS
4	414045		\$200.00	01/27/12	00778	0	ARMSTRONG, MAUREEN
4	414046		\$340.00	01/27/12	09426	0	ARNESON, AL
4	414047		\$72.00	01/27/12	27522	0	BAKKE, JASON
4	414048	Clear	\$78.00	01/27/12	27945	0	BJORNSTAD, ADAM
4	414049		\$29.00	01/27/12	00000	619	CASCIANI, FAITH
4	414050		\$12.13	01/27/12	03866	0	CONTINENTAL CLAY COMPANY
4	414051		\$448.00	01/27/12	05136	1	CRAGUN'S CONFERENCE CENTER
4	414052		\$131.00	01/27/12	00949	0	CRIPPS, SCOTT
4	414053		\$630.24	01/27/12	00647	0	CROWN RENTAL, INC.
4	414054	Clear	\$40.00	01/27/12	26356	0	DIAZ RESENDIZ, MA ANA
4	414055		\$78.00	01/27/12	27943	0	DOUGHERTY, MICHAEL
4	414056		\$1,500.00	01/27/12	26551	1	EAGLES WINGS CAREER PREP.& WORKFORCE LLC
4	414057		\$209.00	01/27/12	27568	1	EDU-SAFE LLC
4	414058		\$394.50	01/27/12	08391	1	GROUP HEALTH INC.-WORKSITE
4	414059		\$200.00	01/27/12	06408	0	HENRY SIBLEY HIGH SCHOOL
4	414060		\$1,536.16	01/27/12	27633	0	KELLY SERVICES, INC.
4	414061	Clear	\$3,213.85	01/27/12	08356	1	KENNEDY & GRAVEN, CHARTERED
4	414062		\$11.20	01/27/12	00001	1235	LANE, ERIN
4	414063		\$64.00	01/27/12	27950	0	LANGLAIS, MIKE

# Check Register Report

Bank Number	Check Number	Check Status	Check Amount	Check Date	Vendor Number	Vendor Address Number	Vendor Name
4	414064		\$75.00	01/27/12	05784	0	LIND, ROGER
4	414065	Clear	\$15.84	01/27/12	27547	1	MINNESOTA OFFICE TECHNOLOGY GROUP
4	414066		\$95.00	01/27/12	07164	1	MN TRACK COACHES ASSOCIATION
4	414067		\$25.00	01/27/12	04656	2	MSNA
4	414068		\$1,933.42	01/27/12	27944	0	NEW PRESS, THE
4	414069		\$276.00	01/27/12	00000	618	NORRBOM, JAMES
4	414070		\$60.00	01/27/12	25874	0	NUR, ABDIRIZAK
4	414071		\$43,825.60	01/27/12	20099	0	RELIASTAR LIFE INSURANCE COMPANY
4	414072		\$651.24	01/27/12	20099	1	RELIASTAR LIFE INSURANCE COMPANY
4	414073		\$1,020.00	01/27/12	03609	0	SCIENCE MUSEUM OF MINN.
4	414074		\$138.00	01/27/12	00000	5627	STEERE, JERRY
4	414075	Clear	\$69.00	01/27/12	00000	620	THOMPSON, LOIS
4	414076	Clear	\$107,242.80	01/27/12	08203	1	TIES
4	414077		\$2,099.19	01/27/12	27819	0	U.S. BANCORP EQUIPMENT FINANCE, INC.
4	414078		\$19.10	01/27/12	00001	1234	WRIGHT, JILL
4	414079	Clear	\$2,266.98	01/27/12	04451	7	XEROX CORPORATION
4	414080	Clear	\$203.19	01/27/12	04451	9	XEROX CORPORATION
4	414081	Clear	\$1,148.36	01/27/12	27490	0	XEROX FINANCIAL SERVICES LLC
4	414082		\$12.49	01/27/12	27357	0	ZRUST, CHRISTINA
4	414083		\$200.74	02/01/12	23584	3	ABC & TOY ZONE
4	414084		\$539.50	02/01/12	23584	2	ABC ZONE
4	414085		\$300.00	02/01/12	26293	0	ACCESS LIFTS, INC.
4	414086		\$778.46	02/01/12	27586	0	AMERICAN OFFICE PRODUCTS
4	414087		\$794.68	02/01/12	03503	0	AMERICAN TIME & SIGNAL
4	414088		\$333.00	02/01/12	01365	0	AMERIPRIDE LINEN AND APPAREL SERVICES
4	414089	Unissued	\$0.00	02/01/12	01365	0	AMERIPRIDE LINEN AND APPAREL SERVICES
4	414090		\$104.00	02/01/12	00551	1	APPERSON
4	414091		\$1,437.00	02/01/12	00249	1	APPLE COMPUTER INC.
4	414092		\$2,071.06	02/01/12	03205	0	ASTLEFORD
4	414093		\$398.00	02/01/12	23412	0	B&H PHOTO-VIDEO-PRO AUDIO
4	414094		\$286.97	02/01/12	00386	1	BARNES & NOBLE INC
4	414095		\$627.00	02/01/12	25425	0	BERRY BLENDZ
4	414096		\$2,004.37	02/01/12	03544	2	BEST BUY BUSINESS ADVANTAGE ACCOUNT
4	414097		\$14,169.49	02/01/12	00477	0	BIX PRODUCE COMPANY
4	414098	Unissued	\$0.00	02/01/12	00477	0	BIX PRODUCE COMPANY
4	414099	Unissued	\$0.00	02/01/12	00477	0	BIX PRODUCE COMPANY
4	414100	Unissued	\$0.00	02/01/12	00477	0	BIX PRODUCE COMPANY
4	414101	Unissued	\$0.00	02/01/12	00477	0	BIX PRODUCE COMPANY
4	414102	Unissued	\$0.00	02/01/12	00477	0	BIX PRODUCE COMPANY

# Check Register Report

Bank Number	Check Number	Check Status	Check Amount	Check Date	Vendor Number	Vendor Address Number	Vendor Name
4	414103		\$4,499.28	02/01/12	00397	1	BRO-TEX, INC.
4	414104		\$1,830.22	02/01/12	06201	1	C L BENSEN COMPANY, INC.
4	414105		\$620.00	02/01/12	20289	1	CDW GOVERNMENT, INC.
4	414106		\$115.06	02/01/12	00552	1	CONNEY SAFETY PRODUCTS
4	414107		\$24.60	02/01/12	00647	0	CROWN RENTAL, INC.
4	414108		\$39.00	02/01/12	00645	0	CUB FOODS
4	414109		\$1,669.99	02/01/12	00279	0	D.S.D., INC.
4	414110	Unissued	\$0.00	02/01/12	00279	0	D.S.D., INC.
4	414111		\$342.04	02/01/12	00837	1	DEMCO, INC.
4	414112		\$859.15	02/01/12	06626	1	EDUCATIONAL PRODUCTS, INC
4	414113		\$316.91	02/01/12	01078	0	ELECTRO WATCHMAN, INC.
4	414114		\$1,219.75	02/01/12	26109	0	FIELD ENVIRONMENTAL CONSULTING, INC.
4	414115		\$734,276.70	02/01/12	03328	0	FIRST STUDENT, INC.
4	414116	Unissued	\$0.00	02/01/12	03328	0	FIRST STUDENT, INC.
4	414117	Unissued	\$0.00	02/01/12	03328	0	FIRST STUDENT, INC.
4	414118	Unissued	\$0.00	02/01/12	03328	0	FIRST STUDENT, INC.
4	414119	Unissued	\$0.00	02/01/12	03328	0	FIRST STUDENT, INC.
4	414120		\$400.98	02/01/12	01231	0	FLINN SCIENTIFIC, INC.
4	414121		\$2,204.00	02/01/12	02082	1	FRIEDGES DRYWALL, INC.
4	414122		\$8,230.50	02/01/12	01475	0	FRIEDGES LANDSCAPING, INC.
4	414123		\$530.65	02/01/12	24032	0	GAME TIME
4	414124		\$976.50	02/01/12	04387	1	GRAINGER
4	414125		\$650.00	02/01/12	01641	0	H&B SPECIALIZED PRODUCTS, INC.
4	414126		\$621.84	02/01/12	01741	2	HARMON FULL SERVICE GROUP
4	414127		\$27,880.00	02/01/12	01436	2	HEINEMANN EDUCATIONAL BOOKS
4	414128		\$4,777.16	02/01/12	21184	1	HEWLETT-PACKARD COMPANY
4	414129		\$667.77	02/01/12	09046	0	HI TECH REFRIGERATION
4	414130		\$28,480.53	02/01/12	09318	1	HILLYARD INC - MINNEAPOLIS
4	414131	Unissued	\$0.00	02/01/12	09318	1	HILLYARD INC - MINNEAPOLIS
4	414132		\$3,921.76	02/01/12	04818	0	HORIZON COMMERCIAL POOL SUPPLY
4	414133		\$6,934.65	02/01/12	05834	0	INSTITUTE FOR ENVIRONMENTAL ASSESSMENT,
4	414134		\$79.11	02/01/12	27644	0	INSTITUTE FOR MULTI-SENSORY EDUCATION
4	414135		\$252.50	02/01/12	01994	0	J&R SCHOOL SUPPLIES, INC.
4	414136		\$47.07	02/01/12	01576	0	JAYTECH, INC.
4	414137		\$322.25	02/01/12	08955	0	KELLEHER, HELMRICH AND ASSOCIATES
4	414138		\$67.16	02/01/12	02203	0	LAKESHORE LEARNING MATERIALS
4	414139		\$23,634.75	02/01/12	27253	0	LANDS BEST FOODS LLC
4	414140		\$1,085.90	02/01/12	05077	0	LOCKSAFE, INC.
4	414141		\$49.00	02/01/12	23911	1	LSI CORPORATION OF AMERICA, INC.
4	414142		\$2,903.89	02/01/12	02196	0	MACKIN EDUCATIONAL RESOURCES

# Check Register Report

Bank Number	Check Number	Check Status	Check Amount	Check Date	Vendor Number	Vendor Address Number	Vendor Name
4	414143		\$528.99	02/01/12	27900	0	MANUFACTURERS RESOURCE NETWORK INC.
4	414144		\$297.35	02/01/12	20328	0	MATERIALS PROCESSING CORPORATION
4	414145		\$187.29	02/01/12	27932	1	MATHESON TRI-GAS, INC.
4	414146		\$39,257.50	02/01/12	26666	1	MILESTONE SYSTEMS, INC.
4	414147		\$1,366.56	02/01/12	07752	0	MILLER ELECTRIC, INC.
4	414148		\$1,375.29	02/01/12	08999	1	MINNESOTA ELEVATOR INC
4	414149		\$1,653.29	02/01/12	27548	0	MINNESOTA MEMORY, INC.
4	414150		\$1,602.56	02/01/12	01197	1	US FOODS CULINARY EQUIPMENT & SUPPLIES LLC
4	414151		\$525.00	02/01/12	26799	0	NICKLASSON ATHLETIC COMPANY INC
4	414152		\$7,164.92	02/01/12	20320	0	NORTHERN AIR CORPORATION
4	414153		\$1,262.72	02/01/12	02489	1	OFFICE DEPOT COMPANY
4	414154	Unissued	\$0.00	02/01/12	02489	1	OFFICE DEPOT COMPANY
4	414155		\$100.00	02/01/12	03268	0	PACER CENTER, INC.
4	414156		\$11,559.00	02/01/12	25193	0	PAPER 101
4	414157		\$30,450.00	02/01/12	27934	1	PARAGON DEVELOPMENT SYSTEMS, INC.
4	414158		\$260.82	02/01/12	06985	0	PERIPOLE - BERGERAULT, INC.
4	414159		\$1,319.00	02/01/12	24681	0	PROFESSIONAL WIRELESS COMMUNICATIONS
4	414160		\$2,143.41	02/01/12	25725	0	PROJECT LEAD THE WAY
4	414161		\$1,439.50	02/01/12	21744	0	QUALITY AIR MECHANICAL, INC.
4	414162		\$319.72	02/01/12	05511	0	RED WING SHOE STORE
4	414163		\$364.33	02/01/12	21851	0	RED WING SHOE STORE
4	414164		\$199.80	02/01/12	23640	0	ROSEMOUNT SAW & TOOL
4	414165		\$57.59	02/01/12	03532	2	SCHMITT MUSIC
4	414166		\$409.28	02/01/12	03537	1	SCHOOL HEALTH SUPPLY CO., INC.
4	414167		\$439.98	02/01/12	26145	1	SCHOOL OUTFITTERS
4	414168		\$27.85	02/01/12	27518	1	SCHOOL SPECIALTY
4	414169		\$227.67	02/01/12	25097	1	SCHOOL SPECIALTY INC
4	414170		\$149.00	02/01/12	27772	0	SEWER DAWGS PLUMBING & DRAINS LLC
4	414171		\$44.95	02/01/12	03745	2	SHERWIN-WILLIAMS
4	414172		\$706.62	02/01/12	03472	2	SHIFFLER EQUIPMENT SALES INC
4	414173		\$316.31	02/01/12	02217	1	SIEMENS INDUSTRY, INC.
4	414174		\$339.21	02/01/12	03587	1	SIMPLEX GRINNELL
4	414175		\$1,253.70	02/01/12	27916	0	SLD LIGHTING
4	414176		\$64.61	02/01/12	05761	0	SPECTRUM INDUSTRIES
4	414177		\$207.93	02/01/12	24021	0	SPIRAL BINDING COMPANY, INC.
4	414178		\$192.69	02/01/12	03640	1	STAPLES ADVANTAGE
4	414179		\$202.80	02/01/12	03689	0	STATE SUPPLY CO., INC.
4	414180		\$195.00	02/01/12	04664	0	SUMMIT PRINT COPY AND MAIL SERVICE
4	414181		\$1,171.39	02/01/12	08186	0	TEXTBOOK WAREHOUSE, INC.
4	414182		\$744.00	02/01/12	00826	1	TIERNEY BROTHERS, INC.

# Check Register Report

Bank Number	Check Number	Check Status	Check Amount	Check Date	Vendor Number	Vendor Address Number	Vendor Name
4	414183		\$939.43	02/01/12	22123	1	TOTAL FILTRATION SERVICES, INC.
4	414184		\$174.40	02/01/12	04037	1	TRIARCO ARTS & CRAFTS
4	414185		\$9,507.67	02/01/12	03802	0	TRIO SUPPLY
4	414186	Unissued	\$0.00	02/01/12	03802	0	TRIO SUPPLY
4	414187		\$1,100.00	02/01/12	05900	0	UNIQUE SOFTWARE CORPORATION
4	414188		\$24,806.09	02/01/12	04417	1	US FOODSERVICE
4	414189	Unissued	\$0.00	02/01/12	04417	1	US FOODSERVICE
4	414190	Unissued	\$0.00	02/01/12	04417	1	US FOODSERVICE
4	414191	Unissued	\$0.00	02/01/12	04417	1	US FOODSERVICE
4	414192		\$472.00	02/01/12	04195	1	VIKING AUTOMATIC SPRINKLER COMPANY
4	414193		\$7,014.40	02/01/12	04204	2	VIRCO INC
4	414194		\$162.40	02/01/12	04306	0	W.E. NEAL SLATE CO.
4	414195		\$292.66	02/01/12	04435	0	WEST MUSIC COMPANY
4	414196		\$124.14	02/01/12	24860	1	WESTERN PSYCHOLOGICAL SERVICES
4	414197		\$107.45	02/01/12	22496	0	WILLIAM V. MACGILL & CO.
4	414198		\$780.00	02/01/12	04566	0	ZIEGLER INC.
4	414199		\$2,272.00	01/30/12	25408	0	HISTORY THEATRE, INC.
4	414200		\$49.93	01/30/12	00016	1690	BALLARD, EILEEN
4	414201		\$8.99	01/30/12	00016	2290	BERG, FAYBA
4	414202		\$161.50	01/30/12	03931	0	BERRY COFFEE COMPANY
4	414203		\$325.00	01/30/12	27121	0	CLUB Z! IN-HOME TUTORING SERVICES, INC.
4	414204		\$14.20	01/30/12	00000	6738	CONRAD, PAT
4	414205		\$232.50	01/30/12	25919	0	CORDOVA-MORALES, LETICIA
4	414206		\$774.50	01/30/12	00502	0	CORNERSTONE COPY CENTER
4	414207		\$241.75	01/30/12	03847	1	GREAT CLIPS IMAX THEATRE
4	414208		\$76.50	01/30/12	01729	1	HIGHSMITH INC.
4	414209		\$1,280.86	01/30/12	26918	0	IMB DISTRIBUTION
4	414210		\$48.00	01/30/12	26977	0	LIBRARY MEDIA CONNECTION
4	414211		\$110.00	01/30/12	26890	0	LOVLIE, CHRISTINE
4	414212		\$300.00	01/30/12	27775	0	LOWERTOWN GROUP, LLC
4	414213		\$448.00	01/30/12	08112	0	MEDICINE LAKE TOURS
4	414214		\$600.00	01/30/12	02491	0	MIDWEST BAND INSTRUMENT SERV.
4	414215		\$626.00	01/30/12	26466	0	MN HIGHWAY SAFETY & RESEARCH CENTER
4	414216		\$595.00	01/30/12	00624	0	MN HISTORICAL SOCIETY
4	414217		\$350.00	01/30/12	22797	0	PERPICH CENTER FOR ARTS EDUCATION
4	414218		\$305.00	01/30/12	24681	0	PROFESSIONAL WIRELESS COMMUNICATIONS
4	414219		\$6,067.50	01/30/12	27773	0	SADA SYSTEMS
4	414220		\$125.00	01/30/12	27355	0	SAGE TECHNOLOGY GROUP, LLC
4	414221		\$593.21	01/30/12	09285	2	SAM'S CLUB DIRECT

# Check Register Report

Bank Number	Check Number	Check Status	Check Amount	Check Date	Vendor Number	Vendor Address Number	Vendor Name
4	414222		\$284.18	01/30/12	09285	2	SAM'S CLUB DIRECT
4	414223		\$40.00	01/30/12	09588	4	SAVAGE, CITY OF
4	414224		\$224.00	01/30/12	27946	0	SCHMITZ, STEFANIE
4	414225		\$3.71	01/30/12	03196	13	SCHOLASTIC LIBRARY
4	414226		\$131.00	01/30/12	27947	0	SEAL, GLENDON
4	414227		\$277.50	01/30/12	25227	0	SHAW, STACY
4	414228		\$345.00	01/30/12	27951	0	SONIC SOUND ENTERTAINMENT
4	414229		\$690.00	01/30/12	21607	0	SUCCESS BEYOND THE CLASSROOM
4	414230		\$862.50	01/30/12	08203	1	TIES
4	414231		\$90.25	01/30/12	04060	0	TRANS-MISSISSIPPI BIOLOGICAL SUPPLY
4	414232		\$112.00	01/30/12	27948	0	TURCK, BRIAN
4	414233		\$25.00	01/30/12	04279	8	UNIVERSITY OF ST. THOMAS
4	414234		\$78.00	01/30/12	27949	0	WHITE, CHRIS
4	414235		\$810.60	01/30/12	27490	0	XEROX FINANCIAL SERVICES LLC
4	414236		\$600.00	02/03/12	27774	0	CUNNINGHAM, MICHAEL
4	414237		\$75.00	02/03/12	23909	0	ALEMENY-JONES, AUREA
4	414238		\$2,268.00	02/03/12	26795	1	ALLIED PROFESSIONALS, INC.
4	414239		\$162.00	02/03/12	00128	2	AMERICAN RED CROSS - HEALTH & SAFETY SERVICES
4	414240		\$10,427.89	02/03/12	21261	0	ANDERSON BUS COMPANY, INC.
4	414241		\$502.65	02/03/12	04895	0	ASSOCIATION OF CLERICAL EMPLOYEES
4	414242		\$1,960.00	02/03/12	09991	0	BURNSVILLE ASSOCIATION OF EDUCATIONAL ASSTS
4	414243		\$1,433.55	02/03/12	02519	0	CENTERPOINT ENERGY
4	414244		\$2,780.11	02/03/12	00552	1	CONNEY SAFETY PRODUCTS
4	414245		\$300.00	02/03/12	25919	0	CORDOVA-MORALES, LETICIA
4	414246		\$403.54	02/03/12	00502	0	CORNERSTONE COPY CENTER
4	414247		\$65.00	02/03/12	27788	0	DECA, INC.
4	414248		\$318.00	02/03/12	26702	0	DELTA MANAGEMENT ASSOCIATES, INC.
4	414249		\$300.00	02/03/12	20524	0	DEWALD, RINA C.
4	414250		\$70.00	02/03/12	00875	1	DRAMATIC PUBLISHING
4	414251		\$342.00	02/03/12	09272	2	ECM PUBLISHERS, INC.
4	414252		\$116.00	02/03/12	27954	0	FITZGERALD, KATE
4	414253		\$228.00	02/03/12	27604	0	GREAT LAKES HIGHER EDUCATION CORPORATIO
4	414254		\$524.57	02/03/12	07390	0	GREATER TWIN CITIES UNITED WAY
4	414255		\$102.00	02/03/12	20324	1	GURSTEL,STALOCH & CHARGO PA
4	414256		\$562.50	02/03/12	26803	0	HASSAN, RAHMA
4	414257		\$2,035.71	02/03/12	27942	0	J.H.LARSON COMAPNY
4	414258		\$150.00	02/03/12	24067	0	JOHNSON, DENNIS
4	414259		\$75,353.23	02/03/12	27633	0	KELLY SERVICES, INC.
4	414260		\$171.00	02/03/12	27907	0	LANDRUM DOBBINS, LLC
4	414261		\$4,651.13	02/03/12	26241	0	M&E REALTY COMPANY

# Check Register Report

Bank Number	Check Number	Check Status	Check Amount	Check Date	Vendor Number	Vendor Address Number	Vendor Name
4	414262		\$163.00	02/03/12	23866	0	MESSERLI & KRAMER PA
4	414263		\$136.75	02/03/12	08118	0	METRO ATHLETIC SUPPLY
4	414264		\$300.00	02/03/12	24243	0	MUNOZ, MARIBEL
4	414265		\$590.00	02/03/12	00421	0	MUSIC THEATRE INTERNATIONAL
4	414266		\$144.00	02/03/12	08769	0	NCPERS MINNESOTA
4	414267		\$9,720.00	02/03/12	21081	0	ON CALL CLINICIANS
4	414268		\$390.00	02/03/12	24879	0	PEREZ, MELISSA M.
4	414269		\$4,650.00	02/03/12	27742	1	PERFORMANCE MANAGEMENT GROUP
4	414270		\$212.00	02/03/12	26388	0	RAUSCH, STURM, ISRAEL, ENERSON & HORNICK
4	414271		\$8,750.00	02/03/12	09588	1	SAVAGE, CITY OF
4	414272		\$91.30	02/03/12	03196	6	SCHOLASTIC INC.
4	414273		\$6,769.48	02/03/12	07382	0	SCHOOL SERVICES EMPLOYEES LOCAL 284
4	414274		\$30.00	02/03/12	27563	0	SHRED RIGHT
4	414275		\$464.00	02/03/12	25672	0	SPECIAL DELIVERY OF MINNESOTA, INC
4	414276		\$199.00	02/03/12	21396	0	STAFF DEVELOPMENT FOR EDUCATORS (SDE)
4	414277		\$75.00	02/03/12	08203	1	TIES
4	414278		\$155.07	02/03/12	23463	7	UNITED STATES TREASURY
4	414279		\$2,143.05	02/03/12	04451	7	XEROX CORPORATION
4	414280	Unissued	\$0.00	02/03/12	04451	7	XEROX CORPORATION
4	414281		\$274.25	02/03/12	04451	10	XEROX CORPORATION
4	414282		\$69.55	02/10/12	23228	0	ACP DIRECT
4	414283		\$94.25	02/10/12	07375	1	AMERICAN LIBRARY ASSOCIATION
4	414284		\$294.42	02/10/12	01365	0	AMERIPRIDE LINEN AND APPAREL SERVICES
4	414285	Unissued	\$0.00	02/10/12	01365	0	AMERIPRIDE LINEN AND APPAREL SERVICES
4	414286		\$57.84	02/10/12	00551	1	APPERSON
4	414287		\$699.00	02/10/12	00249	1	APPLE COMPUTER INC.
4	414288		\$79.64	02/10/12	00428	0	ARAMARK
4	414289		\$693.30	02/10/12	00386	1	BARNES & NOBLE INC
4	414290		\$513.00	02/10/12	25425	0	BERRY BLENDZ
4	414291		\$149.95	02/10/12	03931	0	BERRY COFFEE COMPANY
4	414292		\$5,940.86	02/10/12	00477	0	BIX PRODUCE COMPANY
4	414293	Unissued	\$0.00	02/10/12	00477	0	BIX PRODUCE COMPANY
4	414294		\$293.29	02/10/12	00172	1	BLICK ART MATERIALS
4	414295		\$1,523.03	02/10/12	20289	1	CDW GOVERNMENT, INC.
4	414296		\$318.90	02/10/12	25513	1	CHURCH OFFSET PRINTING, INC.
4	414297		\$154.59	02/10/12	03866	0	CONTINENTAL CLAY COMPANY
4	414298		\$53.35	02/10/12	00645	0	CUB FOODS
4	414299		\$1,058.19	02/10/12	00279	0	D.S.D., INC.
4	414300		\$103.93	02/10/12	00837	1	DEMCO, INC.

# Check Register Report

Bank Number	Check Number	Check Status	Check Amount	Check Date	Vendor Number	Vendor Address Number	Vendor Name
4	414301		\$59.95	02/10/12	27593	1	EDC EDUCATIONAL SERVICES
4	414302		\$18,809.14	02/10/12	03328	0	FIRST STUDENT, INC.
4	414303	Unissued	\$0.00	02/10/12	03328	0	FIRST STUDENT, INC.
4	414304	Unissued	\$0.00	02/10/12	03328	0	FIRST STUDENT, INC.
4	414305	Unissued	\$0.00	02/10/12	03328	0	FIRST STUDENT, INC.
4	414306	Unissued	\$0.00	02/10/12	03328	0	FIRST STUDENT, INC.
4	414307	Unissued	\$0.00	02/10/12	03328	0	FIRST STUDENT, INC.
4	414308	Unissued	\$0.00	02/10/12	03328	0	FIRST STUDENT, INC.
4	414309	Unissued	\$0.00	02/10/12	03328	0	FIRST STUDENT, INC.
4	414310	Unissued	\$0.00	02/10/12	03328	0	FIRST STUDENT, INC.
4	414311		\$11,491.00	02/10/12	06690	1	FIRST TECH COMPUTER
4	414312		\$594.06	02/10/12	24927	1	GOVCONNECTION, INC.
4	414313		\$380.00	02/10/12	21184	1	HEWLETT-PACKARD COMPANY
4	414314		\$2,560.58	02/10/12	09046	0	HI TECH REFRIGERATION
4	414315		\$21.66	02/10/12	09318	1	HILLYARD INC - MINNEAPOLIS
4	414316		\$59.08	02/10/12	24999	0	IMPACT COMPUTERS
4	414317		\$145.39	02/10/12	03003	2	J.W. PEPPER & SON INC.
4	414318		\$362.15	02/10/12	06157	0	JONES SCHOOL SUPPLY COMPANY, INC.
4	414319		\$669.60	02/10/12	27818	1	JUNIOR LIBRARY GUILD
4	414320		\$90.70	02/10/12	02225	1	LIBRARY VIDEO COMPANY
4	414321		\$2,939.13	02/10/12	02196	0	MACKIN EDUCATIONAL RESOURCES
4	414322		\$697.77	02/10/12	06563	1	MCGRAW-HILL COMPANIES
4	414323		\$379.05	02/10/12	02395	0	MENARDS
4	414324		\$437.50	02/10/12	22385	0	METRO TRANSIT
4	414325		\$543.79	02/10/12	27358	1	NATIONAL INSTRUMENTS CORPORATION
4	414326		\$753.44	02/10/12	20320	0	NORTHERN AIR CORPORATION
4	414327		\$736.23	02/10/12	02489	1	OFFICE DEPOT COMPANY
4	414328		\$270.48	02/10/12	06985	0	PERIPOLE - BERGERAULT, INC.
4	414329		\$281.62	02/10/12	09284	0	RAPIT PRINTING
4	414330		\$23.10	02/10/12	03534	1	SCHOLASTIC INC.
4	414331		\$38.65	02/10/12	03537	1	SCHOOL HEALTH SUPPLY CO., INC.
4	414332		\$558.08	02/10/12	25097	1	SCHOOL SPECIALTY INC
4	414333		\$23,900.00	02/10/12	02978	0	SOLUTION TREE
4	414334		\$6,360.10	02/10/12	21184	4	TIES
4	414335		\$113.85	02/10/12	03788	0	TREETOP PUBLISHING
4	414336		\$216.04	02/10/12	04037	1	TRIARCO ARTS & CRAFTS
4	414337		\$4,594.40	02/10/12	03802	0	TRIO SUPPLY
4	414338		\$22.81	02/10/12	27463	0	TSBL DISTRIBUTING
4	414339		\$159.60	02/10/12	26170	0	TUMBLEWEED PRESS, INC.
4	414340		\$7.80	02/10/12	01197	1	US FOODS CULINARY EQUIPMENT & SUPPLIES LLC
4	414341		\$82,074.88	02/10/12	04417	1	US FOODSERVICE

# Check Register Report

Bank Number	Check Number	Check Status	Check Amount	Check Date	Vendor Number	Vendor Address Number	Vendor Name
4	414342	Unissued	\$0.00	02/10/12	04417	1	US FOODSERVICE
4	414343	Unissued	\$0.00	02/10/12	04417	1	US FOODSERVICE
4	414344	Unissued	\$0.00	02/10/12	04417	1	US FOODSERVICE
4	414345	Unissued	\$0.00	02/10/12	04417	1	US FOODSERVICE
4	414346	Unissued	\$0.00	02/10/12	04417	1	US FOODSERVICE
4	414347	Unissued	\$0.00	02/10/12	04417	1	US FOODSERVICE
4	414348	Unissued	\$0.00	02/10/12	04417	1	US FOODSERVICE
4	414349	Unissued	\$0.00	02/10/12	04417	1	US FOODSERVICE
4	414350		\$143.15	02/10/12	04435	0	WEST MUSIC COMPANY
4	414351		\$864.95	02/10/12	07032	1	WILLIAM H. SADLER, INC.
4	414352		\$271.54	02/10/12	22496	0	WILLIAM V. MACGILL & CO.
<b>Check Count</b>	<b>576</b>	<b>Grand Total</b>	<b>\$2,591,232.04</b>				

# Check Register Report

Bank Number	Check Number	Check Status	Check Amount	Check Date	Vendor Number	Vendor Address Number	Vendor Name
3	100596		\$113,286.60	01/13/12	26500	0	ARMSTRONG TORSETH SKOLD & RYDEEN INC.
3	100597	Unissued	\$0.00	01/13/12	26500	0	ARMSTRONG TORSETH SKOLD & RYDEEN INC.
3	100598		\$3,300.00	01/13/12	23346	0	FLR SANDERS, INC.
3	100599		\$2,516.50	01/13/12	09318	1	HILLYARD INC - MINNEAPOLIS
3	100600		\$228,190.00	01/13/12	26203	0	JORGENSON CONSTRUCTION, INC.
3	100601		\$12,341.00	01/13/12	27702	0	MORCON CONSTRUCTION INC.
3	100602		\$1,610.25	01/13/12	27745	0	PLADSON ENVIRONMENTAL, INC.
3	100603		\$1,095.00	01/13/12	04349	0	WHEELER HARDWARE CO.
3	100604		\$8,511.52	01/27/12	26303	0	ALL FURNITURE, INC.
3	100605		\$378.00	01/27/12	09272	2	ECM PUBLISHERS, INC.
3	100606		\$7,400.00	01/27/12	21744	0	QUALITY AIR MECHANICAL, INC.
3	100607		\$10,800.70	01/27/12	01518	1	2ND WIND EXERCISE EQUIPMENT, INC.
3	100608		\$3,934.77	01/27/12	09046	0	HI TECH REFRIGERATION
<b>Check Count</b>	<b>13</b>	<b>Grand Total</b>	<b>\$393,364.34</b>				

# Check Register Report

Bank Number	Check Number	Check Status	Check Amount	Check Date	Vendor Number	Vendor Address Number	Vendor Name
1	1004426		\$66.22	01/11/12	88888	13406	ALLEN, SUSAN M
1	1004427		\$27.81	01/11/12	88888	15982	ANDERSON, BJORN RS
1	1004428		\$63.92	01/11/12	88888	12349	BAKKEN, ANN
1	1004429		\$264.18	01/11/12	88888	7269	BARTH, TAMI RAE
1	1004430		\$22.22	01/11/12	88888	14183	BELLMONT, CHRISTOPHER
1	1004431		\$135.08	01/11/12	88888	15375	BIRCH, NANCY A
1	1004432		\$159.02	01/11/12	88888	11279	BRANDNER, RENEE
1	1004433		\$44.57	01/11/12	88888	7298	BRENNAN, CAROL ANN
1	1004434		\$15.78	01/11/12	88888	14963	BROADY, JOANNE
1	1004435		\$39.96	01/11/12	88888	14963	BROADY, JOANNE
1	1004436		\$31.86	01/11/12	88888	13495	BROWN, CHRISTOPHER M
1	1004437		\$86.36	01/11/12	88888	15717	COPELAND, ERIN C
1	1004438		\$123.27	01/11/12	88888	17322	CZAPAR, KELLY N
1	1004439		\$17.97	01/11/12	88888	16946	DAHL, SABRINA LYNN
1	1004440		\$7,006.00	01/11/12	88888	9249	DARSOW, DELONNA J
1	1004441		\$7.99	01/11/12	88888	15482	EILERTSON, JANE ANN
1	1004442		\$4,566.00	01/11/12	88888	11756	ERICKSON, CONSTANCE
1	1004443		\$31.20	01/11/12	88888	15993	FAUST, DANIELLE M
1	1004444		\$26.64	01/11/12	88888	15516	FRANK, SHARON M
1	1004445		\$42.00	01/11/12	88888	17175	FUNSTON, KATHY L
1	1004446		\$76.54	01/11/12	88888	4110	GOETZ, DEBORAH E
1	1004447		\$136.40	01/11/12	88888	16735	GORTON, RACHEL
1	1004448		\$118.32	01/11/12	88888	7304	GOSSMAN, LISA ANN
1	1004449		\$35.25	01/11/12	88888	14219	GRIES, BRENDA J
1	1004450		\$159.23	01/11/12	88888	6429	HART, CYNTHIA K.
1	1004451		\$29.74	01/11/12	88888	14112	HARTL, ARAN J
1	1004452		\$23.59	01/11/12	88888	14594	HEWETT, THOMAS
1	1004453		\$52.23	01/11/12	88888	3547	HUGSTAD-VAA, JENNIFER JO
1	1004454		\$28.08	01/11/12	88888	14479	KIBLER, JEANNE
1	1004455		\$825.00	01/11/12	88888	9244	LANGE, LINDA L
1	1004456		\$75.00	01/11/12	88888	15804	LUCKE, DEBRA
1	1004457		\$59.99	01/11/12	88888	10924	MARQUARDT, VERA A
1	1004458		\$39.81	01/11/12	88888	12875	MATHEWS, STEPHANIE A
1	1004459		\$188.37	01/11/12	88888	9756	NELSON, ROBERT J
1	1004460		\$48.29	01/11/12	88888	15112	NELSON, TARA A
1	1004461		\$63.83	01/11/12	88888	16501	NESS, KAREN M
1	1004462		\$9.99	01/11/12	88888	15962	NIESEN, ELIZABETH A
1	1004463		\$34.63	01/11/12	88888	17003	OLSON, ANGELA JOY
1	1004464		\$129.70	01/11/12	88888	9239	OPATZ, LARRY
1	1004465		\$35.52	01/11/12	88888	13433	PAULSEN, KATHY MARIE
1	1004466		\$38.68	01/11/12	88888	13433	PAULSEN, KATHY MARIE

# Check Register Report

Bank Number	Check Number	Check Status	Check Amount	Check Date	Vendor Number	Vendor Address Number	Vendor Name
1	1004467		\$25.47	01/11/12	88888	13433	PAULSEN, KATHY MARIE
1	1004468		\$18.73	01/11/12	88888	16624	PERRY, JESSICA A
1	1004469		\$75.00	01/11/12	88888	16712	QUAST, LUCIA JANE
1	1004470		\$29.97	01/11/12	88888	16633	RANDALL, DANA M
1	1004471		\$200.91	01/11/12	88888	8382	REID, AMY M
1	1004472		\$259.00	01/11/12	88888	17433	REIMERS, JAMES F
1	1004473		\$40.83	01/11/12	88888	13879	REISINGER, TONETTE A
1	1004474		\$22.48	01/11/12	88888	16999	RENKEN, CARISSA M
1	1004475		\$37.49	01/11/12	88888	10890	RETHLAKE-HOMOLKA, PAM
1	1004476		\$15.87	01/11/12	88888	12294	RUMPZA, LAURIE
1	1004477		\$19.37	01/11/12	88888	16194	SCALZO, KRISTIN
1	1004478		\$32.14	01/11/12	88888	11354	SCHAFFER, KRISTY J
1	1004479		\$63.00	01/11/12	88888	12866	SCHMIDT, DAWN
1	1004480		\$56.55	01/11/12	88888	10820	SHELDEN, JON
1	1004481		\$102.68	01/11/12	88888	4356	SIMON, GLENN D.
1	1004482		\$343.60	01/11/12	88888	14619	SLATTERY, CARA
1	1004483		\$43.23	01/11/12	88888	10823	SMOLKE, ANGELA S C
1	1004484		\$37.71	01/11/12	88888	6968	SODERHOLM, WM ERIC
1	1004485		\$49.47	01/11/12	88888	12724	STEEG, KIMBERLY KAYE
1	1004486		\$243.54	01/11/12	88888	6851	STEPHES, THOMAS J
1	1004487		\$96.15	01/11/12	88888	14874	STILES, JENNIFER E
1	1004488		\$14.65	01/11/12	88888	17569	TAYLOR, WILLIE
1	1004489		\$239.76	01/11/12	88888	17169	VAUGHT, ELIZABETH C
1	1004490		\$91.74	01/11/12	88888	11462	VAURIO, SONYA
1	1004491		\$25.25	01/11/12	88888	17161	WEATHERFORD, ANDREA M
1	1004492		\$405.87	01/11/12	88888	6624	WESSEN, JANE E
1	1004493		\$102.12	01/11/12	88888	16543	WILLIAMS, ROXANNE J
1	1004494		\$63.11	01/11/12	88888	16232	WORKMAN, CAROLYN J
1	1004495		\$75.65	01/11/12	88888	17127	WRUCKE, PATRICIA A
1	1004496		\$40.07	01/18/12	88888	16377	ALEXON, BETH J
1	1004497		\$89.97	01/18/12	88888	12349	BAKKEN, ANN
1	1004498		\$227.22	01/18/12	88888	15237	BEAL, DIANE E
1	1004499		\$38.90	01/18/12	88888	13504	BEANE, KATHY D
1	1004500		\$27.75	01/18/12	88888	7879	BERG, DAVID A
1	1004501		\$26.50	01/18/12	88888	14963	BROADY, JOANNE
1	1004502		\$928.13	01/18/12	88888	16319	CONNELL, PAUL J
1	1004503		\$81.03	01/18/12	88888	15922	DUNN, RUTH C
1	1004504		\$112.80	01/18/12	88888	9689	FINN, FAY E
1	1004505		\$19.43	01/18/12	88888	17592	FLORES, ROSA
1	1004506		\$70.70	01/18/12	88888	7314	GAMBUCCI, ANN MARIE
1	1004507		\$37.74	01/18/12	88888	7399	GILES, SHARI M THEIS
1	1004508		\$124.32	01/18/12	88888	7255	HAUER, PAMELA A

# Check Register Report

Bank Number	Check Number	Check Status	Check Amount	Check Date	Vendor Number	Vendor Address Number	Vendor Name
1	1004509		\$94.35	01/18/12	88888	8309	HENDRIX, EUGENIA M
1	1004510		\$43.47	01/18/12	88888	13425	HUBER, JON ALAN
1	1004511		\$259.74	01/18/12	88888	9394	HUEMOELLER, MICHAEL T
1	1004512		\$4.67	01/18/12	88888	14147	KLINNERT, ELIZABETH
1	1004513		\$16.47	01/18/12	88888	16167	KNUTSON, CHRISTINE
1	1004514		\$61.70	01/18/12	88888	12304	LUNDAHL, TIMOTHY
1	1004515		\$492.83	01/18/12	88888	11887	MCDEVITT, PAUL DAVID
1	1004516		\$13.80	01/18/12	88888	9590	OLSON, BONNIE
1	1004517		\$148.12	01/18/12	88888	16013	PETERSON, JULIE A
1	1004518		\$47.95	01/18/12	88888	16013	PETERSON, JULIE A
1	1004519		\$206.83	01/18/12	88888	9771	PLUCINAK, JODY L
1	1004520		\$120.97	01/18/12	88888	12351	PORTER, JANICE
1	1004521		\$39.96	01/18/12	88888	17555	POSTHUMUS, ANNA J
1	1004522		\$178.16	01/18/12	88888	7829	ROCZNIAK, EUGENE A
1	1004523		\$44.34	01/18/12	88888	10820	SHELDEN, JON
1	1004524		\$19.98	01/18/12	88888	11825	SIEBER, ANDREA
1	1004525		\$38.95	01/18/12	88888	6968	SODERHOLM, WM ERIC
1	1004526		\$94.20	01/18/12	88888	14874	STILES, JENNIFER E
1	1004527		\$78.10	01/18/12	88888	8359	TAYLOR, JORDAN A-M
1	1004528		\$14.65	01/18/12	88888	17569	TAYLOR, WILLIE
1	1004529		\$51.62	01/18/12	88888	13905	WENDLING, PAULA L
1	1004530		\$31.64	01/25/12	88888	4467	BARLAGE, SUSAN
1	1004531		\$14.43	01/25/12	88888	7839	BARNES, CHERISE C
1	1004532		\$11.55	01/25/12	88888	6452	BERG, JANET
1	1004533		\$3.33	01/25/12	88888	9960	BOEKHOFF, LYNETTE
1	1004534		\$70.00	01/25/12	88888	15377	ENGELHARDT, WILLIAM T
1	1004535		\$9.49	01/25/12	88888	17620	GREEN, EDWARD
1	1004536		\$36.34	01/25/12	88888	11818	HAMMER, JEFFREY
1	1004537		\$29.97	01/25/12	88888	14077	HELKE, DAVID M
1	1004538		\$400.00	01/25/12	88888	16560	CLEGG, RANDALL B
1	1004539		\$35.98	01/25/12	88888	17227	HINES, CARLONDREA D
1	1004540		\$322.51	01/25/12	88888	15691	KING, LAURIE J
1	1004541		\$64.44	01/25/12	88888	15691	KING, LAURIE J
1	1004542		\$26.08	01/25/12	88888	6810	KNUDSEN, EYVENIA
1	1004543		\$26.53	01/25/12	88888	7847	KOLSTAD, MICHELE M
1	1004544		\$29.37	01/25/12	88888	10637	KUGLER, JULIE
1	1004545		\$36.36	01/25/12	88888	16679	MERKLING, ANGELA MARTIN
1	1004546		\$57.30	01/25/12	88888	7326	MORRISSETTE, BRUCE P
1	1004547		\$20.97	01/25/12	88888	17334	OLDER, GLEN R
1	1004548		\$96.17	01/25/12	88888	16669	PETTINELLI, STEPHEN M
1	1004549		\$885.37	01/25/12	88888	14914	RONN, KELLY J
1	1004550		\$105.00	01/25/12	88888	14149	SCHMIDT, MARTHA H

# Check Register Report

Bank Number	Check Number	Check Status	Check Amount	Check Date	Vendor Number	Vendor Address Number	Vendor Name
1	1004551		\$24.42	01/25/12	88888	17569	TAYLOR, WILLIE
1	1004552		\$653.00	01/25/12	88888	14138	THOMPSON, SALOUA
1	1004553		\$66.87	01/25/12	88888	7858	WARMKA, CHERI R
1	1004554		\$34.63	01/25/12	88888	6077	WEGLEITNER, JANE M
1	1004555		\$26.92	01/25/12	88888	6077	WEGLEITNER, JANE M
1	1004556		\$26.99	01/25/12	88888	10972	WITTNEBEL, KATHY
1	1004557		\$20.96	02/01/12	88888	11821	BLANDIN, MELISSA
1	1004558		\$75.00	02/01/12	88888	17110	BROWN, SCOTT F D
1	1004559		\$37.30	02/01/12	88888	15074	CHAMERLIK, KAREN
1	1004560		\$88.31	02/01/12	88888	17570	DETERT, KYLE J
1	1004561		\$26.58	02/01/12	88888	7314	GAMBUCCI, ANN MARIE
1	1004562		\$64.41	02/01/12	88888	3547	HUGSTAD-VAA, JENNIFER JO
1	1004563		\$19.73	02/01/12	88888	10810	JOROENSEN, KATHLEEN A
1	1004564		\$284.95	02/01/12	88888	16789	KRONABETTER, JULIE R
1	1004565		\$15.66	02/01/12	88888	11720	KUECK, MACKENZIE
1	1004566		\$221.44	02/01/12	88888	7490	LEAKE, DONALD L
1	1004567		\$29.85	02/01/12	88888	12303	LOESCH, JAKE
1	1004568		\$51.00	02/01/12	88888	13288	LUTZ, AMANDA J
1	1004569		\$26.73	02/01/12	88888	8829	MAYNE, JANE LOUISE
1	1004570		\$34.88	02/01/12	88888	16679	MERKLING, ANGELA MARTIN
1	1004571		\$39.68	02/01/12	88888	17003	OLSON, ANGELA JOY
1	1004572		\$139.00	02/01/12	88888	16589	PLANTE, MARY TRACEY
1	1004573		\$11.29	02/01/12	88888	11212	PROCHEL, WENDY
1	1004574		\$21.48	02/01/12	88888	12997	RICHARDSON, REBECCA ANN
1	1004575		\$51.66	02/01/12	88888	13468	SILBERMAN, KEVIN
1	1004576		\$77.82	02/01/12	88888	14619	SLATTERY, CARA
1	1004577		\$129.88	02/01/12	88888	806	SOMMERSTAD, PATRICIA ANN
1	1004578		\$32.39	02/01/12	88888	806	SOMMERSTAD, PATRICIA ANN
1	1004579		\$95.45	02/01/12	88888	16064	TAYLOR, REBECCA D
1	1004580		\$19.54	02/01/12	88888	17569	TAYLOR, WILLIE
1	1004581		\$12.00	02/01/12	88888	17470	TEIKEN, PAULA
1	1004582		\$21.66	02/01/12	88888	15856	TOUSIGNANT, HOLLY
1	1004583		\$69.14	02/01/12	88888	7858	WARMKA, CHERI R
1	1004584		\$73.98	02/01/12	88888	8959	WURDEMAN, DEBRA SUE
<b>Check Count</b>	<b>159</b>	<b>Grand Total</b>	<b>\$26,650.43</b>				



**Agenda II B-5  
February 16, 2012**

**TO: Dr. Randall Clegg, Superintendent**  
**FROM: Lisa K. Rider, Executive Director of Business Services**  
**DATE: February 16, 2012**  
**RE: Budget Analysis for the Month Ending January, 2012**

**RECOMMENDATION:** That the Board accept the Budget Analysis for the month ending January 31, 2012

The January Budget Reports are presented for Board information and review. The reports indicate that year-to-date expenditures plus encumbrances in all funds total \$74,473,109.14 or 45.38% of the Adopted Budget. Year-to-date revenue in all funds total \$80,977,156.25 or 54.91% of the Revised Budget.

Additional financial reports and summaries are provided to allow monthly monitoring of the budget. With respect to Revenue, we are furnishing two reports:

Revenue Summary By Fund  
 Revenue Summary By Source

Four expenditure reports are included in the board packet as follows:

Expenditure Summary By Fund  
 Expenditure By Object  
 Expenditure By Program  
 Expenditure By Building

All of the reports show last year's actual figures, this year's budget and this year's activity to date. Additional detail is available upon request.

To assist the Board in monitoring monthly financial activity and to help identify budget-to-actual deviations, graphs have been developed as follows:

Cash and Investments By Month for Last year and Current year  
 General Fund Revenues Year-to-Date for Last year and Current year  
 All Funds Revenue Year-to-Date for Last year and Current year  
 General Fund Expenditures Year-to-Date for Last year and Current year  
 All Funds Expenditure Year-to-Date for Last year and Current year

All of the reports and graphs are presented on a monthly basis together with comments regarding identified deviations or unanticipated occurrences. I would be glad to answer any questions regarding these reports.

REPORT: EXPREV 003 REVENUES - SUMMARY BY FUND

RUN: TUE 032712 10:02 PAGE 1

DIST 0191 Burnsville-Eagan-Savage ISD191 STATEMENT OF REVENUE  
 ACCOUNTING PERIOD 01/01/12 TO 01/31/12

ACCT STATUS: Active and Next Year Accts

ACCOUNT RANGES: 01 TO 99-999

FD	PRIOR YEAR ACTUAL	REVISED BUDGET	01/01/12 TO 01/31/12	FISCAL YEAR 201107 RECEIVED THRU 01/31/12	REMAINING ON 01/31/12	PERCENT REMAINING
01 GENERAL	114,767,560.60	108,215,137	9,794,541.53	74,806,802.00	33,408,335.00	30.87 %
02 FOOD SERVICE	4,470,206.54	4,401,423	458,711.39	1,998,145.76	2,403,277.24	54.60 %
04 COMMUNITY SERVICE	6,533,763.04	5,978,778	673,614.90	3,099,493.71	2,879,284.29	48.15 %
06 CAPITAL PROJECTS	16,910,670.09	40,000	641.31	3,486.16	36,513.84	91.28 %
07 DEBT SERVICE	6,910,581.06	7,349,812	21,831.69	109,171.10	7,240,640.90	98.51 %
08 FLEX BENEFIT FUND	841,936.15	850,000	117,098.71	409,407.91	440,592.09	51.83 %
09 SCHOLARSHIP FUND	58,064.11	32,250	0.00	2,500.00	29,750.00	92.24 %
11 RHEAUME EDUCATIONAL FUND	6.93	50	0.00	0.00	50.00	100.00 %
12 K ROGERS SCHOLARSHIP	6.55	0	0.00	0.00	0.00	0.00 %
15 CAFE	117,893.09	115,000	12,131.06	61,980.27	53,019.73	46.10 %
20 ISF - DENTAL	898,012.39	961,500	0.00	0.00	961,500.00	100.00 %
21 ISF - POST RETIREMENT BENEFITS	1,150,250.75	1,157,500	0.00	0.00	1,157,500.00	100.00 %
22 ISF - HEALTH SELECT 105	15,348,336.77	15,503,000	0.00	0.00	15,503,000.00	100.00 %
25 OPEB REVOCABLE TRUST	947,880.15	1,205,000	46,387.61	486,169.34	718,830.66	59.65 %
47 POST EMPLOYMENT BENEFITS	1,634,512.19	1,662,320	0.00	0.00	1,662,320.00	100.00 %
*** REPORT TOTALS:	170,589,680.41	147,471,770	11,124,958.20	80,977,156.25	66,494,613.75	45.08 %

**BURNSVILLE-EAGAN-SAVAGE**

**Independent School District 191**

**DISTRICT REVENUES**

**BY**

**SOURCE**

**WITHIN FUND**

**January, 2012**

REPORT: EXPREV 134 REVENUES - SUMMARY SOURCE WITHIN FUND  
 STATEMENT OF REVENUE  
 DIST 0191 Burnsville-Eagan-Savage ISD191 ACCOUNTING PERIOD 01/01/12 TO 01/31/12

RUN: WED 032812 13:04 PAGE 1

ACCT STATUS: Active and Next Year Accts		ACCOUNT RANGES: 01 TO 99-999-999-999-999				FISCAL YEAR 201107		
SRC FD	PRIOR YEAR ACTUAL	REVISED BUDGET	01/01/12 TO 01/31/12	RECEIVED THRU 01/31/12	REMAINING ON 01/31/12	PERCENT REMAINING	>	
001	MAINTENANCE LEVY	21,188,276.58	19,688,500	2,370,023.26	18,710,057.81	978,442.19	4.96 %	
004	TAX INCREMENT FINANCE - TIF	3,349.13	0	0.00	0.00	0.00	0.00 %	
009	FISCAL DISPARITIES	2,929,717.50	3,120,042	0.00	0.00	3,120,042.00	100.00 %	
010	COUNTY APPORTIONMENT	223,587.72	0	0.00	0.00	0.00	0.00 %	
019	MISC LOCAL TAXES	9,688.28	0	0.00	2,263.73	2,263.73-	0.00 %	
020	PROPERTY TAX SHIFT	8,132,867.68	8,100,000	0.00	0.00	8,100,000.00	100.00 %	
021	TUITION MN SCHL DIST	175,477.09	0	1,300.00	43,293.49	43,293.49-	0.00 %	
050	FEES	570,634.46	0	36,336.08	296,104.29	296,104.29-	0.00 %	
060	ADMISSION	225,246.35	0	28,457.40	118,240.86	118,240.86-	0.00 %	
071	MEDICAL ASSIST REVENUE	210,788.56	220,000	20,867.63	145,140.29	74,859.71	34.02 %	
092	INTEREST EARNINGS	20,594.06	20,500	1,163.64	4,976.19	15,523.81	75.72 %	
093	RENTAL OF FACILITIES	166,728.38	170,000	6,305.99	87,124.75	82,875.25	48.75 %	
096	GIFTS & BEQUESTS	283,139.74	250,000	9,988.14	102,516.06	147,483.94	58.99 %	
099	MISC LOCAL REVENUE	673,823.34	632,000	20,412.21	368,353.25	263,646.75	41.71 %	
201	ENDOWMENT AID	292,499.04	0	0.00	155,163.62	155,163.62-	0.00 %	
211	GENERAL EDUCATION AID	64,113,960.36	64,036,671	5,723,707.79	43,934,953.72	20,101,717.28	31.39 %	
213	FND AID-SHARED TIME	28,028.28	20,000	0.00	34,945.68	14,945.68-	74.72-%	

REPORT: EXPREV 134 REVENUES - SUMMARY SOURCE WITHIN FUND  
 STATEMENT OF REVENUE  
 DIST 0191 Burnsville-Eagan-Savage ISD191 ACCOUNTING PERIOD 01/01/12 TO 01/31/12

RUN: WED 032812 13:04 PAGE 2

SRC FD	PRIOR YEAR ACTUAL	REVISED BUDGET	01/01/12 TO 01/31/12	FISCAL YEAR 201107 RECEIVED THRU 01/31/12	REMAINING ON 01/31/12	PERCENT REMAINING
227 01	1,886.71	0	0.00	565.78	565.78-	0.00 %
227 ABATEMENT AID						
234	242,162.95	243,888	0.00	207,419.29	36,468.71	14.95 %
234 HOMESTEAD MKT VAL CREDIT						
258	2,390.07	2,391	0.00	2,047.61	343.39	14.36 %
258 STATE-OTHER CREDITS						
299	8,132,867.68-	8,100,000-	0.00	0.00	8,100,000.00-	100.00 %
299 STATE AID ADJUSTMENT						
300	3,381,037.21	1,588,497	475,179.46	1,495,468.36	93,028.64	5.85 %
300 STATE AID & GRANTS						
360	12,416,066.26	11,647,569	459,351.83	6,369,988.39	5,277,580.61	45.31 %
360 STATE-SPECIAL ED						
369	30,329.00	0	438.90	8,630.36	8,630.36-	0.00 %
369 REVENUE FR OTH ST AGENCIES						
370	80,992.00	15,000	0.00	16,640.00	1,640.00-	10.93-%
370 MISC CFL/SBVTE						
400	5,404,205.50	6,088,806	636,982.82	2,425,628.50	3,663,177.50	60.16 %
400 FED AIDS & GRANTS						
405	143,046.37	141,273	0.00	25,373.69	115,899.31	82.03 %
405 FED AID THRU OTHER AGENCIES						
621	102,486.76	100,000	4,026.38	45,711.39	54,288.61	54.28 %
621 SALE OF MAT. PUR FOR RESALE						
625	1,847,418.90	230,000	0.00	206,194.89	23,805.11	10.35 %
625 INSURANCE RECOVERY						
*** 01 GENERAL	114,767,560.60	108,215,137	9,794,541.53	74,806,802.00	33,408,335.00	30.87 %

REPORT: EXPREV 134 REVENUES - SUMMARY SOURCE WITHIN FUND  
 STATEMENT OF REVENUE  
 DIST 0191 Burnsville-Eagan-Savage ISD191 ACCOUNTING PERIOD 01/01/12 TO 01/31/12

RUN: WED 032812 13:04 PAGE 3

SRC FD	PRIOR YEAR ACTUAL	< - - - - - REVISED BUDGET	01/01/12 01/31/12	FISCAL YEAR 201107 RECEIVED THRU 01/31/12	- - - - - REMAINING ON 01/31/12	>   PERCENT REMAINING
092 02						
092 INTEREST	1,320.04	0	0.00	0.00	0.00	0.00 %
099 MISC LOCAL REVENUE	5,726.97	0	2,606.84	3,249.56	3,249.56-	0.00 %
319 STATE AID	170,730.85	152,911	16,295.32	71,731.21	81,179.79	53.08 %
400 FED AID & GRANTS	27,636.42	0	0.00	0.00	0.00	0.00 %
471 FEDERAL AID	284,966.69	203,700	65,713.43	143,661.13	60,038.87	29.47 %
472 FREE/REDUCED AID	1,263,322.34	1,304,197	113,455.51	572,055.16	732,141.84	56.13 %
473 COMMODITY CASH REBATES	91,206.87	80,000	5,106.99	13,442.31	66,557.69	83.19 %
474 COMMODITY DIST PROG	161,397.54	135,000	0.00	0.00	135,000.00	100.00 %
475 SPECIAL MILK PROGRAM	1,826.87	1,815	290.70	1,422.89	392.11	21.60 %
476 FED SCH BREAKFAST PRG	404,955.22	385,960	44,792.60	192,696.59	193,263.41	50.07 %
477 CASH IN LIEU/COMMODY	2,856.79	0	0.00	0.00	0.00	0.00 %
601 SALES TO PUPILS	1,945,202.55	2,041,298	203,461.24	966,575.89	1,074,722.11	52.64 %
606 SALES TO ADULTS	43,242.60	46,842	4,761.50	21,820.00	25,022.00	53.41 %
608 SPEC FUNCTION-FOOD	64,334.54	49,700	2,227.26	9,642.27	40,057.73	80.59 %
621 SALE SVCS/RESALE MAT	184.75	0	0.00	198.75	198.75-	0.00 %
622 SALE OF MATERIALS	245.50	0	0.00	800.00	800.00-	0.00 %
624 SALE OF EQUIPMENT	1,050.00	0	0.00	850.00	850.00-	0.00 %
*** 02 FOOD SERVICE	4,470,206.54	4,401,423	458,711.39	1,998,145.76	2,403,277.24	54.60 %

REPORT: EXPREV 134 REVENUES - SUMMARY SOURCE WITHIN FUND  
 STATEMENT OF REVENUE  
 DIST 0191 Burnsville-Eagan-Savage ISD191 ACCOUNTING PERIOD 01/01/12 TO 01/31/12

RUN: WED 032812 13:04 PAGE 4

SRC FD	PRIOR YEAR ACTUAL	REVISED BUDGET	01/01/12 TO 01/31/12	FISCAL YEAR 201107 RECEIVED THRU 01/31/12	REMAINING ON 01/31/12	PERCENT REMAINING
001 04	815,359.18	969,935	0.00	0.00	969,935.00	100.00 %
001 MAINTENANCE LEVY						
004 TAX INCREMENT FINANCE - TIF	133.49	0	0.00	0.00	0.00	0.00 %
009 FISCAL DISPARITIES	113,924.48	0	0.00	0.00	0.00	0.00 %
019 MISC LOCAL TAXES	503.95	0	0.00	0.00	0.00	0.00 %
020 PROPERTY TAX SHIFT	474,436.90	474,437	0.00	0.00	474,437.00	100.00 %
040 TUITION FROM PATRONS	4,256,112.88	3,534,200	240,045.24	2,302,949.57	1,231,250.43	34.83 %
050 FEES	29,469.94	34,000	2,270.00	21,471.60	12,528.40	36.84 %
060 ADMISSIONS	2,607.85	2,750	59.50	1,171.70	1,578.30	57.39 %
092 INTEREST EARNINGS	1,088.97	5,000	0.00	0.00	5,000.00	100.00 %
093 RENT-SCHL FACILITIES	68,931.90	45,600	3,380.79	21,260.17	24,339.83	53.37 %
096 GIFTS & BEQUESTS	63,094.07	58,000	2,374.20	24,382.54	33,617.46	57.96 %
099 MISC LOCAL REVENUE	106,913.86	94,942	77,033.83	11,442.92	83,499.08	87.94 %
227 ABATEMENT AID	202.34	0	0.00	60.58	60.58-	0.00 %
234 HOMESTEAD MKT VAL CREDIT	46,165.88	0	0.00	0.00	0.00	0.00 %
258 STATE-OTHER CREDITS	456.41	0	0.00	0.00	0.00	0.00 %
299 STATE AID ADJUSTMENT	474,436.90-	474,437-	0.00	0.00	474,437.00-	100.00 %
300 STATE-AID & GRANTS	854,913.31	823,753	347,985.34	676,268.06	147,484.94	17.90 %

REPORT: EXPREV 134 REVENUES - SUMMARY SOURCE WITHIN FUND  
 STATEMENT OF REVENUE  
 DIST 0191 Burnsville-Eagan-Savage ISD191 ACCOUNTING PERIOD 01/01/12 TO 01/31/12

RUN: WED 032812 13:04 PAGE 5

SRC FD	PRIOR YEAR ACTUAL	< - - - - - REVISED BUDGET	FISCAL YEAR 201107		REMAINING ON 01/31/12	PERCENT REMAINING
			01/01/12 01/31/12	RECEIVED THRU 01/31/12		
301 04						
301 NONPUBLIC AID	110,939.42	124,610	0.00	27,743.68	96,866.32	77.73 %
400 FED AID & GRANTS	43,047.00	79,619	0.00	0.00	79,619.00	100.00 %
477 CASH IN LIEU/COMMODY	0.00	500	0.00	0.00	500.00	100.00 %
621 MAT PUR FOR RESALE	19,898.11	22,000	466.00	11,828.89	10,171.11	46.23 %
622 SALE OF MATERIALS	0.00	500	0.00	914.00	414.00-	82.80-%
649 TRANSFER FROM OTH FD	0.00	183,369	0.00	0.00	183,369.00	100.00 %
*** 04 COMMUNITY SERVICE	6,533,763.04	5,978,778	673,614.90	3,099,493.71	2,879,284.29	48.15 %

REPORT: EXPREV 134 REVENUES - SUMMARY SOURCE WITHIN FUND

RUN: WED 032812 13:04 PAGE 6

STATEMENT OF REVENUE

DIST 0191 Burnsville-Eagan-Savage ISD191 ACCOUNTING PERIOD 01/01/12 TO 01/31/12

SRC FD	PRIOR YEAR ACTUAL	REVISED BUDGET	FISCAL YEAR 201107		REMAINING ON 01/31/12	PERCENT REMAINING
			01/01/12 TO 01/31/12	RECEIVED THRU 01/31/12		
092 06	6,743.64	40,000	641.31	3,486.16	36,513.84	91.28 %
631 SALE-CONSTRUCTION BONDS	16,903,926.45	0	0.00	0.00	0.00	0.00 %
*** 06 CAPITAL PROJECTS	16,910,670.09	40,000	641.31	3,486.16	36,513.84	91.28 %

REPORT: EXPREV 134 REVENUES - SUMMARY SOURCE WITHIN FUND  
 STATEMENT OF REVENUE  
 DIST 0191 Burnsville-Eagan-Savage ISD191 ACCOUNTING PERIOD 01/01/12 TO 01/31/12

RUN: WED 032812 13:04 PAGE 7

SRC FD	PRIOR YEAR ACTUAL	REVIS BUDGET	01/01/12 01/31/12	FISCAL YEAR 201107 RECEIVED THRU 01/31/12	REMAINING ON 01/31/12	PERCENT REMAINING
001 07						
001 MAINTENANCE LEVY	5,774,479.86	7,329,812	0.00	0.00	7,329,812.00	100.00 %
004 TAX INCREMENT FINANCE - TIF	590.54	0	0.00	0.00	0.00	0.00 %
009 FISCAL DISPARITIES	804,339.15	0	0.00	0.00	0.00	0.00 %
019 MISC LOCAL TAXES	2,229.45	0	0.00	0.00	0.00	0.00 %
092 INTEREST EARNINGS	1,600.37	20,000	0.00	0.00	20,000.00	100.00 %
234 HOMESTEAD MKT VAL CREDIT	325,325.81	0	21,831.69	107,961.44	107,961.44-	0.00 %
258 STATE-OTHER CREDITS	2,015.88	0	0.00	1,209.66	1,209.66-	0.00 %
*** 07 DEBT SERVICE	6,910,581.06	7,349,812	21,831.69	109,171.10	7,240,640.90	98.51 %

REPORT: EXPREV 134 REVENUES - SUMMARY SOURCE WITHIN FUND  
STATEMENT OF REVENUE

RUN: WED 032812 13:04 PAGE 8

DIST 0191 Burnsville-Eagan-Savage ISD191 ACCOUNTING PERIOD 01/01/12 TO 01/31/12

SRC FD	PRIOR YEAR ACTUAL	FISCAL YEAR 201107				REMAINING ON 01/31/12	PERCENT REMAINING
		REVISIED BUDGET	01/01/12 TO 01/31/12	RECEIVED THRU 01/31/12			
099 08							
099 MISC LOCAL REVENUE	841,936.15	850,000	117,098.71	409,407.91		440,592.09	51.83 %
*** 08 FLEX BENEFIT FUND	841,936.15	850,000	117,098.71	409,407.91		440,592.09	51.83 %

REPORT: EXPREV 134 REVENUES - SUMMARY SOURCE WITHIN FUND

RUN: WED 032812 13:04 PAGE 9

DIST 0191 Burnsville-Eagan-Savage ISD191 STATEMENT OF REVENUE  
 ACCOUNTING PERIOD 01/01/12 TO 01/31/12

SRC FD	PRIOR YEAR ACTUAL	REVISED BUDGET	01/01/12 TO 01/31/12	FISCAL YEAR 201107 RECEIVED THRU 01/31/12	REMAINING ON 01/31/12	PERCENT REMAINING
092 09						
092 INTEREST EARNINGS	130.66	250	0.00	0.00	250.00	100.00 %
096 GIFTS	52,933.45	27,000	0.00	2,500.00	24,500.00	90.74 %
099 MISC LOCAL REVENUE	5,000.00	5,000	0.00	0.00	5,000.00	100.00 %
*** 09 SCHOLARSHIP FUND	58,064.11	32,250	0.00	2,500.00	29,750.00	92.24 %

REPORT: EXPREV 134 REVENUES - SUMMARY SOURCE WITHIN FUND

RUN: WED 032812 13:04 PAGE 10

STATEMENT OF REVENUE

DIST 0191 Burnsville-Eagan-Savage ISD191 ACCOUNTING PERIOD 01/01/12 TO 01/31/12

SRC FD	PRIOR YEAR ACTUAL	REVISED BUDGET	FISCAL YEAR 201107		REMAINING ON 01/31/12	PERCENT REMAINING
			01/01/12 TO 01/31/12	RECEIVED THRU 01/31/12		
092 11						
092 INTEREST EARNINGS	6.93	50	0.00	0.00	50.00	100.00 %
*** 11 RHEAUME EDUCATIONAL FUND	6.93	50	0.00	0.00	50.00	100.00 %

REPORT: EXPREV 134 REVENUES - SUMMARY SOURCE WITHIN FUND

RUN: WED 032812 13:04 PAGE 11

DIST 0191 Burnsville-Eagan-Savage ISD191 STATEMENT OF REVENUE  
ACCOUNTING PERIOD 01/01/12 TO 01/31/12

SRC FD	PRIOR YEAR ACTUAL	FISCAL YEAR 201107				REMAINING ON 01/31/12	PERCENT REMAINING
		REVISED BUDGET	01/01/12 01/31/12	RECEIVED THRU 01/31/12			
092 12							
092 INTEREST EARNINGS	6.55	0	0.00	0.00		0.00	0.00 %
*** 12 K ROGERS SCHOLARSHIP	6.55	0	0.00	0.00		0.00	0.00 %

REPORT: EXPREV 134 REVENUES - SUMMARY SOURCE WITHIN FUND  
STATEMENT OF REVENUE  
DIST 0191 Burnsville-Eagan-Savage ISD191 ACCOUNTING PERIOD 01/01/12 TO 01/31/12

RUN: WED 032812 13:04 PAGE 12

SRC FD	PRIOR YEAR ACTUAL	< - - - - - REVISED BUDGET	FISCAL YEAR 201107		- - - - ->	
			01/01/12 01/31/12	RECEIVED THRU 01/31/12	REMAINING ON 01/31/12	PERCENT REMAINING
099 15						
099 MISC LOCAL REVENUE	117,893.09	115,000	12,131.06	61,980.27	53,019.73	46.10 %
*** 15 CAFE	117,893.09	115,000	12,131.06	61,980.27	53,019.73	46.10 %

REPORT: EXPREV 134 REVENUES - SUMMARY SOURCE WITHIN FUND  
STATEMENT OF REVENUE

RUN: WED 032812 13:04 PAGE 13

DIST 0191 Burnsville-Eagan-Savage ISD191 ACCOUNTING PERIOD 01/01/12 TO 01/31/12

SRC FD	PRIOR YEAR ACTUAL	REVISED BUDGET	01/01/12 01/31/12	FISCAL YEAR 201107 RECEIVED THRU 01/31/12	REMAINING ON 01/31/12	PERCENT REMAINING
092 20	999.95	1,500	0.00	0.00	1,500.00	100.00 %
092 INTEREST EARNINGS						
099 MISC LOCAL REVENUE	897,012.44	960,000	0.00	0.00	960,000.00	100.00 %
*** 20 ISF - DENTAL	898,012.39	961,500	0.00	0.00	961,500.00	100.00 %

REPORT: EXPREV 134 REVENUES - SUMMARY SOURCE WITHIN FUND  
 STATEMENT OF REVENUE  
 DIST 0191 Burnsville-Eagan-Savage ISD191 ACCOUNTING PERIOD 01/01/12 TO 01/31/12

RUN: WED 032812 13:04 PAGE 14

SRC FD	PRIOR YEAR ACTUAL	REVIS ED BUDGET	01/01/12 01/31/12	FISCAL YEAR 201107 RECEIVED THRU 01/31/12	REMAINING ON 01/31/12	PERCENT REMAINING
092 21						
092 INTEREST EARNINGS	3,400.75	7,500	0.00	0.00	7,500.00	100.00 %
099 MISC LOCAL REVENUE	1,146,850.00	1,150,000	0.00	0.00	1,150,000.00	100.00 %
*** 21 ISF - POST RETIREMENT BENEFIT	1,150,250.75	1,157,500	0.00	0.00	1,157,500.00	100.00 %

REPORT: EXPREV 134 REVENUES - SUMMARY SOURCE WITHIN FUND

RUN: WED 032812 13:04 PAGE 15

STATEMENT OF REVENUE

DIST 0191 Burnsville-Eagan-Savage ISD191 ACCOUNTING PERIOD 01/01/12 TO 01/31/12

SRC FD	PRIOR YEAR ACTUAL	REVIS ED BUDGET	01/01/12 01/31/12	FISCAL YEAR 201107 RECEIVED THRU 01/31/12	REMAINING ON 01/31/12	PERCENT REMAINING
092 22						
092 INTEREST EARNINGS	2,935.85	3,000	0.00	0.00	3,000.00	100.00 %
099 MISC LOCAL REVENUE	15,345,400.92	15,500,000	0.00	0.00	15,500,000.00	100.00 %
*** 22 ISF - HEALTH SELECT 105	15,348,336.77	15,503,000	0.00	0.00	15,503,000.00	100.00 %

REPORT: EXPREV 134 REVENUES - SUMMARY SOURCE WITHIN FUND  
 STATEMENT OF REVENUE  
 DIST 0191 Burnsville-Eagan-Savage ISD191 ACCOUNTING PERIOD 01/01/12 TO 01/31/12

RUN: WED 032812 13:04 PAGE 16

SRC FD	PRIOR YEAR ACTUAL	REVIS ED BUDGET	01/01/12 01/31/12	FISCAL YEAR 201107 RECEIVED THRU 01/31/12	REMAINING ON 01/31/12	PERCENT REMAINING
092 25						
092 INTEREST REVENUE	437,392.94	385,000	2,288.00	173,333.69	211,666.31	54.97 %
616 RETIREE CONT TO POST EMP TRUST	510,487.21	820,000	44,099.61	312,835.65	507,164.35	61.84 %
*** 25 OPEB REVOCABLE TRUST	947,880.15	1,205,000	46,387.61	486,169.34	718,830.66	59.65 %

REPORT: EXPREV 134 REVENUES - SUMMARY SOURCE WITHIN FUND  
 STATEMENT OF REVENUE  
 DIST 0191 Burnsville-Eagan-Savage ISD191 ACCOUNTING PERIOD 01/01/12 TO 01/31/12

RUN: WED 032812 13:04 PAGE 17

SRC FD	PRIOR YEAR ACTUAL	REVIS ED BUDGET	01/01/12 01/31/12	FISCAL YEAR 201107 RECEIVED THRU 01/31/12	REMAINING ON 01/31/12	PERCENT REMAINING
001 47						
001 MAINTENANCE LEVY	1,362,580.92	1,657,320	0.00	0.00	1,657,320.00	100.00 %
009 FISCAL DISPARITIES	191,894.08	0	0.00	0.00	0.00	0.00 %
092 INTEREST EARNINGS	330.50	5,000	0.00	0.00	5,000.00	100.00 %
234 HOMESTEAD MKT VAL CREDIT	77,743.64	0	0.00	0.00	0.00	0.00 %
258 STATE-OTHER CREDITS	1,963.05	0	0.00	0.00	0.00	0.00 %
*** 47 POST EMPLOYMENT BENEFITS	1,634,512.19	1,662,320	0.00	0.00	1,662,320.00	100.00 %
*** REPORT TOTALS:	170,589,680.41	147,471,770	11,124,958.20	80,977,156.25	66,494,613.75	45.08 %

REPORT: EXPREV 005 EXPENDITURES - SUMMARY BY FUND

RUN: TUE 032712 12:21 PAGE 1

DIST 0191 Burnsville-Eagan-Savage ISD191 STATEMENT OF EXPENDITURES  
 ACCOUNTING PERIOD 01/01/12 TO 01/31/12

ACCT STATUS: Active and Next Year Accts

ACCOUNT RANGES: 01- TO 99-

FD 01	PRIOR YEAR ACTUAL	REVISED BUDGET	01/01/12 01/31/12	EXPENDED THRU 01/31/12	FISCAL YEAR 201107 ENCUMBERED THRU 01/31/12	REMAINING ON 01/31/12	PERCENT REMAINING
01 GENERAL	106,706,065.09	103,353,556	7,940,414.81	46,740,900.90	363,474.42	56,249,180.68	54.42 %
02 FOOD SERVICE	4,331,050.98	4,576,388	438,170.81	2,182,847.13	2,279.42	2,391,261.45	52.25 %
03 TRANSPORTATION	6,557,762.00	6,568,891	767,266.17	2,691,931.99		3,876,959.01	59.01 %
04 COMMUNITY SERVICE	6,422,725.97	5,986,897	395,575.51	2,832,744.55	3,882.48	3,150,269.97	52.61 %
06 CAPITAL PROJECTS	2,915,650.87	11,770,000	393,364.34	7,880,060.84	969,043.58	2,920,895.58	24.81 %
07 DEBT SERVICE	7,658,255.25	7,489,579	6,006,276.93	7,485,830.69		3,748.31	0.05 %
08 FLEX BENEFIT FUND	841,812.96	846,750	57,859.03	392,522.76		454,227.24	53.64 %
09 SCHOLARSHIP FUND	60,895.25	42,000	1,150.00	7,381.83		34,618.17	82.42 %
11 RHEAUME EDUCATIONAL FUND	2,058.50	0	0.00	0.00		0.00	0.00 %
15 CAFE	113,193.77	110,264	9,421.80	57,062.49		53,201.51	48.24 %
20 ISF - DENTAL	957,211.60	980,300	78,296.23	543,220.38		437,079.62	44.58 %
21 ISF - POST RETIREMENT BENEFITS	328,002.00	1,000,000	0.00	14,649.60		985,350.40	98.53 %
22 ISF - HEALTH SELECT 105	16,051,224.50	15,500,000	0.00	0.00		15,500,000.00	100.00 %
25 OPEB REVOCABLE TRUST	1,335,974.06	1,358,100	110,200.98	801,545.32		556,554.68	40.98 %
47 POST EMPLOYMENT BENEFITS	987,650.00	1,578,400	1,099,650.00	1,578,850.00		450.00	0.02 %
*** REPORT TOTALS:	154,613,528.80	161,161,125	17,297,646.61	73,209,548.48	1,338,679.90	86,612,896.62	53.74 %

**BURNSVILLE-EAGAN-SAVAGE**

**Independent School District 191**

**DISTRICT EXPENDITURE BUDGET**

**BY**

**OBJECT**

**WITHIN FUND**

**January, 2012**

REPORT: EXPREV 345 EXP SUMMARY - OBJECT(OBJ) BY FUND  
 STATEMENT OF EXPENDITURES  
 DIST 0191 Burnsville-Eagan-Savage ISD191 ACCOUNTING PERIOD 01/01/12 TO 01/31/12

RUN: WED 032812 13:28 PAGE 1

ACCT STATUS: Active and Next Year Accts		ACCOUNT RANGES: 01 TO 99-999				FISCAL YEAR 201107		
OBJ	FD	PRIOR YEAR ACTUAL	REVISED BUDGET	01/01/12 TO 01/31/12	EXPENDED THRU 01/31/12	ENCUMBERED THRU 01/31/12	REMAINING ON 01/31/12	PERCENT REMAINING
100	SALARY CONTINGENCY	0.00	1,408,823	0.00	0.00		1,408,823.00	100.00 %
101	SALARIES PAYABLE	0.00-	0	0.00	7,065.94		7,065.94-	0.00 %
110	ADMINISTRATION/SUPERVISION	4,495,154.06	4,508,745	347,677.62	2,590,127.82		1,918,617.18	42.55 %
117	MANAGERIAL-OPERATIONS	303,170.00	303,170	25,264.16	176,849.12		126,320.88	41.66 %
140	LICENSED CLASSROOM	34,294,645.93	32,565,873	2,746,476.76	14,921,534.73		17,644,338.27	54.18 %
141	NON-LIC - CLASSROOM	662,368.26	602,206	45,494.12	227,557.33		374,648.67	62.21 %
143	LIC - CLASSROOM SUPPORT	6,033,327.96	5,285,273	446,562.32	2,418,466.89		2,866,806.11	54.24 %
144	NON-LIC - CLASSROOM SUPPORT	752,097.10	1,015,790	76,415.94	399,416.52		616,373.48	60.67 %
145	SUBSTITUTE TEACHERS	1,203,076.62	1,500	12,716.07	57,644.32		56,144.32-3742.95-	%
146	SUBSTITUTE NON-LIC INSTRUCT	232,636.33	161,070	3,630.76	21,336.61		139,733.39	86.75 %
151	OCCUPATIONAL THERAPIST	556,156.78	440,008	36,667.24	219,343.12		220,664.88	50.15 %
152	SPEECH/LANGUAGE PATHOLOGIST	1,492,954.23	1,433,235	111,171.04	637,259.94		795,975.06	55.53 %
154	SCHOOL NURSE	611,243.96	629,724	50,021.63	281,404.16		348,319.84	55.31 %
156	SCHOOL SOCIAL WORKER	234,047.50	258,729	21,560.68	118,583.74		140,145.26	54.16 %
157	SCHOOL PSYCHOLOGIST	666,907.82	535,160	44,778.40	251,937.49		283,222.51	52.92 %
161	EA PERSONAL CARE ASSISTANT	2,627,244.20	2,325,590	191,159.76	942,023.75		1,383,566.25	59.49 %
162	ONE TO ONE EA	296,837.13	295,411	24,774.46	123,495.62		171,915.38	58.19 %

REPORT: EXPREV 345 EXP SUMMARY - OBJECT(OBJ) BY FUND  
 STATEMENT OF EXPENDITURES  
 DIST 0191 Burnsville-Eagan-Savage ISD191 ACCOUNTING PERIOD 01/01/12 TO 01/31/12

RUN: WED 032812 13:28 PAGE 2

OBJ FD	PRIOR YEAR ACTUAL	REVISED BUDGET	01/01/12 01/31/12	FISCAL YEAR 201107 EXPENDED THRU 01/31/12	ENCUMBERED THRU 01/31/12	REMAINING ON 01/31/12	PERCENT REMAINING
163 01							
163 EMPLOYEE INTERPRETER	1,272.50	2,000	0.00	930.00		1,070.00	53.50 %
165 SCHOOL COUNSELOR	663,536.45	718,701	58,663.00	320,935.80		397,765.20	55.34 %
170 SEC-CLERICAL-OTHER	2,960,131.33	3,027,346	234,247.33	1,533,705.39		1,493,640.61	49.33 %
171 TEMPORARY & OVERTIME	234,248.78	74,778	14,384.59	127,315.07		52,537.07-	70.25-%
172 TECHNOLOGY SALARIES	186,585.39	148,926	11,689.24	90,856.29		58,069.71	38.99 %
174 CUSTODIAL SALARIES	3,368,215.78	3,383,025	280,874.74	1,939,381.95		1,443,643.05	42.67 %
175 CULTURAL LIASION	168,047.59	65,569	15,925.48	37,781.96		27,787.04	42.37 %
176 DRIVERS SALARIES	55,874.63	41,148	2,924.50	30,952.24		10,195.76	24.77 %
178 CAFETERIA SALARIES	6,913.10	0	0.00	0.00		0.00	0.00 %
179 DAPE SPECIALISTS	401,639.21	364,329	32,250.66	162,047.44		202,281.56	55.52 %
185 LIC INSTR - OTHER	3,696,621.66	1,678,259	88,614.10	975,092.05		703,166.95	41.89 %
186 NON-LIC INSTR - OTHER	592,036.03	515,558	40,133.22	267,849.76		247,708.24	48.04 %
191 SEVERANCE PAY	1,150,000.01	1,000,000	0.00	0.00		1,000,000.00	100.00 %
195 CHARGEBACK SALARIES	48,000.00-	0	0.00	0.00		0.00	0.00 %
199 OFFICIALS-JUDGE-TIMEKPRS	29,406.62	0	54.00	54.00		54.00-	0.00 %
** TOTAL OBJ SERIES: 100-199 SALARIES AND WAGES	67,928,396.96	62,789,946	4,964,131.82	28,880,949.05		33,908,996.95	54.00 %
201 TUITION REIMBURSEMENT	79,649.56	20,000	14,282.83	29,959.51		9,959.51-	49.79-%

REPORT: EXPREV 345 EXP SUMMARY - OBJECT(OBJ) BY FUND  
 STATEMENT OF EXPENDITURES  
 DIST 0191 Burnsville-Eagan-Savage ISD191 ACCOUNTING PERIOD 01/01/12 TO 01/31/12

RUN: WED 032812 13:28 PAGE 3

OBJ FD	PRIOR YEAR ACTUAL	REVISED BUDGET	01/01/12 TO 01/31/12	FISCAL YEAR 201107 EXPENDED THRU 01/31/12	ENCUMBERED THRU 01/31/12	REMAINING ON 01/31/12	PERCENT REMAINING
210 01							
210 FICA	4,862,303.62	4,551,883	360,330.26	2,097,689.99		2,454,193.01	53.91 %
214 PERA	926,569.18	862,789	77,483.20	455,576.20		407,212.80	47.19 %
218 TRA	2,936,646.33	2,794,065	233,654.59	1,344,576.54		1,449,488.46	51.87 %
220 HEALTH INSURANCE	10,818,483.02	10,537,511	847,213.47	4,620,554.47		5,916,956.53	56.15 %
230 LIFE INSURANCE	108,398.73	78,816	6,686.70	35,835.36		42,980.64	54.53 %
235 DENTAL INSURANCE	609,636.82	583,696	50,548.27	277,030.84		306,665.16	52.53 %
240 LONG TERM DISABILITY	345,993.28	331,396	27,960.07	146,411.70		184,984.30	55.81 %
250 TSA MATCH	656,767.40	695,546	55,064.43	319,250.01		376,295.99	54.10 %
251 HEALTH REIMBURSEMENT	8,584.25	782	0.00	0.00		782.00	100.00 %
252 HEALTH SAVINGS PLAN	100,433.59	0	0.00	63,251.40		63,251.40-	0.00 %
253 TSA - DISTRICT MATCH	154,488.85	0	0.00	61,242.60		61,242.60-	0.00 %
270 WORKERS COMP INS	355,423.09	359,274	24,772.09	171,773.34		187,500.66	52.18 %
280 REEMPLOYMENT COMP INS	241,593.26	700,000	0.00	347,323.43		352,676.57	50.38 %
295 EMPLOYEE BENEFITS CHGBK	12,000.00-	0-	0.00	0.00		0.00	0.00 %
** TOTAL OBJ SERIES: 200-299 EMPLOYEE BENEFITS	22,192,970.98	21,515,758	1,697,995.91	9,970,475.39		11,545,282.61	53.65 %
300 PURCHASED SERVICES CONTINGENCY	0.00	420,000-	0.00	0.00		420,000.00-	100.00 %
303 FED AWARDS UNDER \$25,000	338,059.51	697,731	21,026.29	42,592.19	19,998.96	635,139.85	91.02 %

REPORT: EXPREV 345 EXP SUMMARY - OBJECT(OBJ) BY FUND  
 STATEMENT OF EXPENDITURES  
 DIST 0191 Burnsville-Eagan-Savage ISD191 ACCOUNTING PERIOD 01/01/12 TO 01/31/12

RUN: WED 032812 13:28 PAGE 4

OBJ FD	PRIOR YEAR ACTUAL	REVIS ED BUDGET	01/01/12 01/31/12	FISCAL YEAR 201107 EXPENDED THRU 01/31/12	ENCUMBERED THRU 01/31/12	REMAINING ON 01/31/12	PERCENT REMAINING
304 01							
304 FED AWARDS OVER \$25,000	66,444.85	236,433	18,900.26	18,900.26	75,601.04	141,931.70	60.03 %
305 PROF & TECH SERV	1,602,475.25	3,429,287	52,411.84	731,648.99	45,858.70	2,651,779.31	77.32 %
307 SPED SUB TEACHER (KELLY SER)	0.00	359,000	17,468.91	101,651.43		257,348.57	71.68 %
310 SCHOOL BOARD PER DIEM	42,600.00	41,600	3,550.00	23,850.00		17,750.00	42.66 %
311 SUBSTITUTE TEACHER (KELLY SER)	0.00	664,000	61,565.68	399,101.94		264,898.06	39.89 %
319 OTHER PERSONAL SERVICES	113,714.82	66,750	14,834.30	88,349.04		21,599.04	32.35 %
320 COMMUNICATION SERVICES	232,800.84	276,872	51,573.57	161,723.05	12,000.00	103,148.95	37.25 %
321 PHONE-LONG DISTANCE	1,611.35	2,500	447.60	810.64		1,689.36	67.57 %
325 INTERDEPT POSTAGE	36,994.43	51,310	11,249.89	42,713.92		8,596.08	16.75 %
329 POSTAGE & PARCEL SERVICES	19,111.35	47,731	6,894.91	13,320.17		34,410.83	72.09 %
330 ELECTRICITY	935,097.32	886,000	83,394.05	381,924.72		504,075.28	56.89 %
331 WATER & SEWER	199,709.11	251,000	15,824.50	106,174.01		144,825.99	57.69 %
332 FIRM GAS	197,776.42	143,750	15,927.36	156,821.67		13,071.67	9.09 %
333 INTERRUPTIBLE GAS	346,665.84	423,500	62,635.13	107,818.14		315,681.86	74.54 %
334 REFUSE REMOVAL	53,879.21	40,000	131.72	30,342.67		9,657.33	24.14 %
340 PROPERTY/LIABILITY INSURANCE	210,020.44	491,000	17,045.00	217,876.75		273,123.25	55.62 %
350 REPAIRS/MAINT SERVICES	162,009.11	245,113	7,741.05	117,514.38	6,000.01	121,598.61	49.60 %

REPORT: EXPREV 345 EXP SUMMARY - OBJECT(OBJ) BY FUND  
 STATEMENT OF EXPENDITURES  
 DIST 0191 Burnsville-Eagan-Savage ISD191 ACCOUNTING PERIOD 01/01/12 TO 01/31/12

RUN: WED 032812 13:28 PAGE 5

OBJ FD	PRIOR YEAR ACTUAL	REVISED BUDGET	01/01/12 01/31/12	FISCAL YEAR 201107 EXPENDED THRU 01/31/12	ENCUMBERED THRU 01/31/12	REMAINING ON 01/31/12	PERCENT REMAINING
351 REPAIR/MAINT - BLDG	651,483.84	376,450	27,188.36	216,829.17	4,330.00	155,290.83	41.25 %
352 REPAIR/MAINT VEHICLE	7,266.11	14,000	2,071.06	5,223.22		8,776.78	62.69 %
353 REPAIR/MAINT - SITE	37,685.26	5,572	0.00	8,916.81		3,344.81-	60.02-%
357 DEAF INTERPRETER	948.00	0	140.00	360.00		360.00-	0.00 %
358 CONSULTANT INTERPERTER	61,559.50	48,110	4,201.50	32,863.10		15,246.90	31.69 %
360 TRANS-CONTRACTS	987.48	1,500	30.50	132.00		1,368.00	91.20 %
361 TRANS-CONTRACTS	206,011.06	31,090	22,813.70	92,398.04		61,308.04-	197.19-%
363 SNOW REMOVAL	211,225.72	12,000	14,548.00	17,873.00		5,873.00-	48.94-%
365 TRANS-FUEL CHARGBACK	26,042.97	31,570	3,318.81	12,706.55		18,863.45	59.75 %
366 TRAVEL/CONFERENCES	297,238.90	256,756	23,769.17	143,735.61	2,380.00	110,640.39	43.09 %
368 FEDERAL OUT-OF-STATE TRAVEL	2,137.05	8,500	0.00	1,672.14		6,827.86	80.32 %
369 ENTRY FEES/STUDENT TRAV ALLOW	205.00	400	0.00	205.00		195.00	48.75 %
370 RENTALS & LEASES	941,001.32	734,018	76,589.32	445,858.36	590.00	287,569.64	39.17 %
380 ADVERTISING	20,828.03	19,400	2,512.27	5,821.05		13,578.95	69.99 %
381 PRINTING-BINDING	54,468.42	71,101	9,759.60	41,607.90		29,493.10	41.48 %
385 INTERDEPT PRINTING	85.65-	3,375	3,474.30	4,031.62		656.62-	19.45-%
389 STAFF TUITION-OTHER REIMB	5,000.37	0	12.59	1,417.08-		1,417.08	0.00 %

REPORT: EXPREV 345 EXP SUMMARY - OBJECT(OBJ) BY FUND  
 STATEMENT OF EXPENDITURES  
 DIST 0191 Burnsville-Eagan-Savage ISD191 ACCOUNTING PERIOD 01/01/12 TO 01/31/12

RUN: WED 032812 13:28 PAGE 6

OBJ FD	PRIOR YEAR ACTUAL	REVISED BUDGET	01/01/12 TO 01/31/12	FISCAL YEAR 201107 EXPENDED THRU 01/31/12	ENCUMBERED THRU 01/31/12	REMAINING ON 01/31/12	PERCENT REMAINING
390 01	553,759.29	705,000	111,502.22	340,453.26		364,546.74	51.70 %
390 TUITION-MN ISD							
391 COST SHARING PAYMTS-MN ISD	20,610.04	30,000	0.00	0.00		30,000.00	100.00 %
392 TUITION - OUT OF STATE	12,297.54	10,000	0.00	7,638.58		2,361.42	23.61 %
393 SPEC ED CONTRACTED SERVICES	9,318.90	30,000	495.04	2,506.14		27,493.86	91.64 %
394 REGIST/ENTRY FEES	496,607.77	251,500	38,046.50	139,948.08		111,551.92	44.35 %
396 SALARIES	237,118.47	246,200	0.00	0.00		246,200.00	100.00 %
397 BENEFITS	0.00	75,000	0.00	0.00		75,000.00	100.00 %
398 MISC CHARGEBACK	120,641.00	110,000	0.00	110,000.00		0.00	0.00 %
** TOTAL OBJ SERIES: 300-399 PURCHASED SERVICES	8,292,044.24	10,785,119	789,305.18	4,152,496.52	166,758.71	6,465,863.77	59.95 %
400 SUPPLIES CONTINGENCY	0.00	423,993	0.00	0.00		423,993.00	100.00 %
401 GENERAL SUPPLIES	955,622.26	1,896,974	63,317.03	485,825.71	29,721.77	1,381,426.52	72.82 %
402 XEROX SUPPLIES	11,169.37	14,850	386.00	4,374.40	212.00	10,263.60	69.11 %
410 CUSTODIAL SUPPLIES	319,919.25	306,500	41,334.78	224,091.58	2,035.69	80,372.73	26.22 %
411 GROUNDS SUPPLIES	45,042.16	24,500	0.00	18,627.81		5,872.19	23.96 %
412 OPERATIONS UNIFORMS	13,850.23	15,000	858.22	14,647.45		352.55	2.35 %
420 REPAIR SUPPLIES	192,754.26	42,750	4,637.74	42,744.80	1,570.62	1,565.42	3.66 %
421 REPAIR PARTS - BLDG	16,298.34	65,408	3,409.61	33,291.84	24.96	32,091.20	49.06 %

REPORT: EXPREV 345 EXP SUMMARY - OBJECT(OBJ) BY FUND  
 STATEMENT OF EXPENDITURES  
 DIST 0191 Burnsville-Eagan-Savage ISD191 ACCOUNTING PERIOD 01/01/12 TO 01/31/12

RUN: WED 032812 13:28 PAGE 7

OBJ FD	PRIOR YEAR ACTUAL	REVISED BUDGET	01/01/12 TO 01/31/12	FISCAL YEAR 201107 EXPENDED THRU 01/31/12	ENCUMBERED THRU 01/31/12	REMAINING ON 01/31/12	PERCENT REMAINING
422 01	13,505.92	7,000	197.11	8,442.27		1,442.27-	20.60-%
422 REPAIR PARTS - VEHICLES							
423 REPAIR PARTS - SITE	0.00	5,642	0.00	0.00		5,642.00	100.00 %
430 INSTRUCT SUPPLIES	437,235.26	506,958	25,548.43	238,085.83	14,334.78	254,537.39	50.20 %
433 INDIVID INSTR MATERIALS	171,189.67	246,962	29,939.59	54,240.91	1,535.13	191,185.96	77.41 %
437 PROPANE	493.74	7,500	0.00	0.00		7,500.00	100.00 %
438 FUEL OIL	31,410.03	0	0.00	9,644.78		9,644.78-	0.00 %
442 GAS/OIL - VEHICLES	18,022.18	18,200	4,838.63	26,309.47		8,109.47-	44.55-%
450 MATERIALS FOR RESALE	82,057.94	7,800	2,607.20	25,123.59	379.00	17,702.59-	226.95-%
460 TEXT & WORKBOOKS	469,300.32	768,525	1,929.34	300,207.60	2,708.40	465,609.00	60.58 %
461 STANDARDIZED TESTS	103,345.64	124,585	0.00	125,188.85	405.00	1,008.85-	0.80-%
470 MEDIA RESOURCES	57,754.29	78,779	8,665.06	23,789.32	16,853.20	38,136.48	48.40 %
480 AUDIO VISUAL AIDS	1,249.29	1,200	0.00	15,789.78	162.13	14,751.91-	1229.32-%
489 PERIODICALS-PAPERS	17,382.02	14,973	48.00	9,003.52	143.98	5,825.50	38.90 %
490 FOOD	54,836.81	28,610	4,124.54	18,479.24	200.00	9,930.76	34.71 %
499 WAREHOUSE INVENTORY ADJ	12,511.71-	0	0.00	11,690.77		11,690.77-	0.00 %
** TOTAL OBJ SERIES: 400-499 SUPPLIES AND MATR'LS	2,999,927.27	4,606,709	191,841.28	1,689,599.52	70,286.66	2,846,822.82	61.79 %
500 CAPITAL CONTINGENCY	0.00	8,000	0.00	0.00		8,000.00	100.00 %

REPORT: EXPREV 345 EXP SUMMARY - OBJECT(OBJ) BY FUND  
 STATEMENT OF EXPENDITURES  
 DIST 0191 Burnsville-Eagan-Savage ISD191 ACCOUNTING PERIOD 01/01/12 TO 01/31/12

RUN: WED 032812 13:28 PAGE 8

OBJ FD	PRIOR YEAR ACTUAL	REVIS ED BUDGET	01/01/12 01/31/12	FISCAL YEAR 201107 EXPENDED THRU 01/31/12	ENCUMBERED THRU 01/31/12	REMAINING ON 01/31/12	PERCENT REMAINING
510 01							
510 SITE IMPROVEMENTS	18,743.80	0	0.00	4,041.78		4,041.78-	0.00 %
520 BLDG ACQUISTION & CONSTRUCTION	1,837,248.67	234,451	0.00	94,200.44	0.02	140,250.54	59.82 %
530 EQUIPMENT PURCHASED	252,129.27	346,897	1,711.68	269,588.44	39,752.13	37,556.43	10.82 %
533 OTH EQUIP-DIRECT INSTRUCTION	69,496.06	62,490	400.48	1,110.19		61,379.81	98.22 %
550 OTHER VEHICLES PURCHASED	0.00	3,500	0.00	0.00		3,500.00	100.00 %
555 TECHNOLOGY EQUIPMENT	1,180,381.63	1,220,852	168,585.65	623,027.34	47,015.90	550,808.76	45.11 %
556 TECH EQUIP-SP ED DIRECT INSTR	306,278.52	73,980	1,069.11	12,064.43		61,915.57	83.69 %
580 PRINCIPAL ON CERTIFICATES	512,471.72	473,771	105,220.00	344,035.59		129,735.41	27.38 %
581 INTEREST ON CERT OF PART	219,626.03	224,955	16,762.71	122,183.40		102,771.60	45.68 %
590 OTHER CAPITAL EXPENSE	55,137.94	2,469	1,453.64	32,261.27	51.00	29,843.27-	1208.71-%
** TOTAL OBJ SERIES: 500-599 CAPITAL EXPENDITURES	4,451,513.64	2,651,365	295,203.27	1,502,512.88	86,819.05	1,062,033.07	40.05 %
740 INTEREST EXPENSE	0.00	10,000	0.00	0.00		10,000.00	100.00 %
** TOTAL OBJ SERIES: 700-799 DEBT SERVICE	0.00	10,000	0.00	0.00		10,000.00	100.00 %
820 DUES, MBRSHPS, LICENSES & FEES	187,615.64	176,084	1,937.35	97,882.30	39,610.00	38,591.70	21.91 %
821 REGIONAL MEM DUES	447,108.00	460,206	0.00	373,063.00		87,143.00	18.93 %
896 TAXES AND SPECIAL ASSESSMENTS	106,832.36	88,000	0.00	71,178.24		16,821.76	19.11 %
898 STUDENT SCHOLARSHIPS	99,656.00	87,000	0.00	2,744.00		84,256.00	96.84 %
** TOTAL OBJ SERIES: 800-899 OTHER EXPENDITURES	841,212.00	811,290	1,937.35	544,867.54	39,610.00	226,812.46	27.95 %

REPORT: EXPREV 345 EXP SUMMARY - OBJECT(OBJ) BY FUND  
 STATEMENT OF EXPENDITURES  
 DIST 0191 Burnsville-Eagan-Savage ISD191 ACCOUNTING PERIOD 01/01/12 TO 01/31/12

RUN: WED 032812 13:28 PAGE 9

OBJ FD	PRIOR YEAR ACTUAL	< - - - - REVISED BUDGET	01/01/12 01/31/12	- - - - - EXPENDED THRU 01/31/12	FISCAL YEAR 201107 ENCUMBERED THRU 01/31/12	- - - - - REMAINING ON 01/31/12	>   PERCENT REMAINING
910 01							
910 TRANSFERS TO OTHER FUNDS	0.00	183,369	0.00	0.00		183,369.00	100.00 %
** TOTAL OBJ SERIES: 900-999	0.00	183,369	0.00	0.00		183,369.00	100.00 %
OTHER FINANCING USES							
*** 01 GENERAL	106,706,065.09	103,353,556	7,940,414.81	46,740,900.90	363,474.42	56,249,180.68	54.42 %
110 ADMIN/SUPERVISION	160,739.29	160,631	13,273.00	93,882.17		66,748.83	41.55 %
170 SEC-CLERICAL-OTHER	42,370.64	25,000	0.00	0.00		25,000.00	100.00 %
171 CASUAL & OVERTIME	7,002.38	0	0.00	0.00		0.00	0.00 %
175 SALARY TRANSFERS-CLERICAL	27,673.34	0	0.00	0.00		0.00	0.00 %
176 DRIVERS SALARIES	18,702.95	4,843	0.00	4,841.60		1.40	0.02 %
177 SUBSTITUTE CAFETERIA SALARIES	27,416.33	24,705	1,763.07	11,021.75		13,683.25	55.38 %
178 CAFETERIA SALARIES	1,282,172.19	1,279,153	103,632.85	541,608.51		737,544.49	57.65 %
** TOTAL OBJ SERIES: 100-199	1,566,077.12	1,494,332	118,668.92	651,354.03		842,977.97	56.41 %
SALARIES AND WAGES							
210 FICA	114,739.37	110,317	8,687.43	48,656.73		61,660.27	55.89 %
214 PERA	108,537.76	101,410	8,503.76	46,410.80		54,999.20	54.23 %
220 HEALTH INSURANCE	251,589.40	255,612	20,549.60	98,690.76		156,921.24	61.39 %
230 LIFE INSURANCE	2,720.94	3,331	270.90	1,314.32		2,016.68	60.54 %
235 DENTAL INSURANCE	13,371.70	13,560	1,216.25	6,404.59		7,155.41	52.76 %
240 LONG TERM DISABILITY	6,659.31	6,577	524.74	2,813.21		3,763.79	57.22 %
250 TSA MATCH	20,323.19	17,361	1,446.78	7,976.61		9,384.39	54.05 %

REPORT: EXPREV 345 EXP SUMMARY - OBJECT(OBJ) BY FUND

RUN: WED 032812 13:28 PAGE 10

STATEMENT OF EXPENDITURES  
DIST 0191 Burnsville-Eagan-Savage ISD191 ACCOUNTING PERIOD 01/01/12 TO 01/31/12

OBJ FD	PRIOR YEAR ACTUAL	REVISED BUDGET	01/01/12 01/31/12	FISCAL YEAR 201107 EXPENDED THRU 01/31/12	ENCUMBERED THRU 01/31/12	REMAINING ON 01/31/12	PERCENT REMAINING
252 02							
252 HEALTH SAVINGS PLAN	1,438.78	0	0.00	0.00		0.00	0.00 %
260 OTHER EMPLOYEES BENEFITS	8,835.62	9,160	0.00	8,310.99		849.01	9.26 %
270 WORKERS COMP INS	2,545.96	20,000	0.00	0.00		20,000.00	100.00 %
** TOTAL OBJ SERIES: 200-299 EMPLOYEE BENEFITS	530,762.03	537,328	41,199.46	220,578.01		316,749.99	58.94 %
305 PROF & TECH SERV	2,900.00	8,000	0.00	0.00		8,000.00	100.00 %
325 INTERDEPT POSTAGE	3,848.06	4,500	52.33	4,393.56		106.44	2.36 %
329 POSTAGE & PARCEL SERVICES	36.73	1,000	0.00	40.00		960.00	96.00 %
334 REFUSE REMOVAL	41,775.33	50,000	0.00	21,571.43		28,428.57	56.85 %
350 REPAIR/MAINT SERVICES	21,651.36	40,000	3,228.35	28,659.75		11,340.25	28.35 %
366 TRAVEL - BUSINESS	7,946.73	13,000	329.15	5,003.23		7,996.77	61.51 %
385 INTERDEPT PRINTING	4.32	0	1.27	5.42		5.42	0.00 %
398 MISC CHARGEBACK	110,000.00	110,000	0.00	110,000.00		0.00	0.00 %
** TOTAL OBJ SERIES: 300-399 PURCHASED SERVICES	188,162.53	226,500	3,611.10	169,673.39		56,826.61	25.08 %
401 GENERAL SUPPLIES	131,148.84	137,811	16,658.04	82,898.75	34.41	54,877.84	39.82 %
490 FOOD	1,410,577.62	1,615,638	217,303.01	837,291.67		778,346.33	48.17 %
491 COMMODITIES USED	161,397.54	135,000	0.00	0.00		135,000.00	100.00 %
495 MILK	229,918.74	174,779	21,330.40	107,112.74		67,666.26	38.71 %
** TOTAL OBJ SERIES: 400-499 SUPPLIES AND MATR'LS	1,933,042.74	2,063,228	255,291.45	1,027,303.16	34.41	1,035,890.43	50.20 %

REPORT: EXPREV 345 EXP SUMMARY - OBJECT(OBJ) BY FUND

RUN: WED 032812 13:28 PAGE 11

STATEMENT OF EXPENDITURES  
DIST 0191 Burnsville-Eagan-Savage ISD191 ACCOUNTING PERIOD 01/01/12 TO 01/31/12

OBJ FD	PRIOR YEAR ACTUAL	REVIS ED BUDGET	01/01/12 01/31/12	EXPEN DED THRU 01/31/12	FISCAL YEAR 201107 ENCUMBERED THRU 01/31/12	REMAINING ON 01/31/12	PERCENT REMAINING
530 02							
530 EQUIPMENT PURCHASE	83,132.12	240,000	19,374.88	107,152.34	2,245.00	130,602.66	54.41 %
555 TECHNOLOGY EQUIPMENT	25,414.86	10,000	0.00	6,294.20	0.01	3,705.79	37.05 %
** TOTAL OBJ SERIES: 500-599 CAPITAL EXPENDITURES	108,546.98	250,000	19,374.88	113,446.54	2,245.01	134,308.45	53.72 %
820 DUES & MEMBERSHIPS	4,459.58	5,000	25.00	492.00		4,508.00	90.16 %
** TOTAL OBJ SERIES: 800-899 OTHER EXPENDITURES	4,459.58	5,000	25.00	492.00		4,508.00	90.16 %
*** 02 FOOD SERVICE	4,331,050.98	4,576,388	438,170.81	2,182,847.13	2,279.42	2,391,261.45	52.25 %
110 ADMIN/SUPERVISION	42,103.04	5,666	0.00	0.00-		5,666.00	100.00 %
144 NON-LIC SUPPORT	44,831.44	79,627	8,287.30	39,886.71		39,740.29	49.90 %
170 SEC-CLERICAL-OTHER	108,199.89	84,522	7,007.04	43,288.44		41,233.56	48.78 %
171 CASUAL & OVERTIME	10,008.81	9,000	0.00	3,150.91		5,849.09	64.98 %
185 LIC INSTR - OTHER	1,329.21	0	0.00	0.00		0.00	0.00 %
186 NON-LIC INSTR - OTHER	343.10	0	0.00	585.61		585.61-	0.00 %
** TOTAL OBJ SERIES: 100-199 SALARIES AND WAGES	206,815.49	178,815	15,294.34	86,911.67		91,903.33	51.39 %
210 FICA	15,090.44	12,651	1,096.30	6,226.38		6,424.62	50.78 %
214 PERA	14,524.20	11,377	1,108.80	6,227.11		5,149.89	45.26 %
218 TRA	400.57	433	0.00	0.00-		433.00	100.00 %
220 HEALTH INSURANCE	39,846.96	39,746	4,150.76	23,217.91		16,528.09	41.58 %
230 LIFE INSURANCE	436.78	349	37.70	200.35		148.65	42.59 %

REPORT: EXPREV 345 EXP SUMMARY - OBJECT(OBJ) BY FUND  
 STATEMENT OF EXPENDITURES  
 DIST 0191 Burnsville-Eagan-Savage ISD191 ACCOUNTING PERIOD 01/01/12 TO 01/31/12

RUN: WED 032812 13:28 PAGE 12

OBJ FD	PRIOR YEAR ACTUAL	< - - - - REVISED BUDGET	01/01/12 01/31/12	FISCAL YEAR 201107 EXPENDED THRU 01/31/12	ENCUMBERED THRU 01/31/12	REMAINING ON 01/31/12	PERCENT REMAINING
235 03							
235 DENTAL INSURANCE	2,031.60	5,892	208.02	1,107.31		4,784.69	81.20 %
240 LONG TERM DISABILITY	1,157.04	783	82.52	457.83		325.17	41.52 %
250 TSA MATCH	2,877.74	1,758	204.96	1,153.97		604.03	34.35 %
251 HEALTH REIMBURSEMENT	43.41	0	0.00	0.00		0.00	0.00 %
270 WORKERS COMP INS	0.00	487	0.00	0.00		487.00	100.00 %
** TOTAL OBJ SERIES: 200-299 EMPLOYEE BENEFITS	76,408.74	73,476	6,889.06	38,590.86		34,885.14	47.47 %
305 PROF & TECH SERV	6,480.00	3,000	0.00	10,000.00		7,000.00	233.33 %
325 INTERDEPT POSTAGE	2,976.96	3,000	52.80	2,163.83		836.17	27.87 %
329 POSTAGE & PARCEL	1,831.22	1,000	0.00	0.00		1,000.00	100.00 %
350 REPAIRS-MAINT SERV	216.00	500	0.00	466.00		34.00	6.80 %
361 TRAN - CONTRACTS	5,398,291.93	2,810,000	622,246.16	2,188,179.70		621,820.30	22.12 %
362 EXP IN LIEU OF TRANS	90,151.94	140,000	0.00	3,753.92		136,246.08	97.31 %
363 SNOW REMOVAL	32,127.53	110,000	0.00	0.00		110,000.00	100.00 %
365 TRAN - FUEL CHGBK	28,886.70	2,525,000	3,493.51	17,114.33		2,542,114.33	100.67 %
366 TRAVEL-BUSINESS	1,008.31	5,400	0.00	33.08		5,366.92	99.38 %
381 PRINTING-BINDING	2,796.00	6,000	0.00	3,860.62		2,139.38	35.65 %
385 INTERDEPT PRINTING	81.33	500	4.43	15.21		484.79	96.95 %
** TOTAL OBJ SERIES: 300-399 PURCHASED SERVICES	5,507,074.52	5,604,400	618,809.88	2,191,358.03		3,413,041.97	60.89 %

REPORT: EXPREV 345 EXP SUMMARY - OBJECT(OBJ) BY FUND  
 STATEMENT OF EXPENDITURES  
 DIST 0191 Burnsville-Eagan-Savage ISD191 ACCOUNTING PERIOD 01/01/12 TO 01/31/12

RUN: WED 032812 13:28 PAGE 13

OBJ FD	PRIOR YEAR ACTUAL	REVISED BUDGET	01/01/12 TO 01/31/12	FISCAL YEAR 201107 EXPENDED THRU 01/31/12	ENCUMBERED THRU 01/31/12	REMAINING ON 01/31/12	PERCENT REMAINING
401 03	8,650.87	7,000	361.92	4,761.37		2,238.63	31.98 %
401 GENERAL SUPPLIES							
442 GAS/OIL-VEHICLE	751,622.16	700,000	125,910.97	365,052.20		334,947.80	47.84 %
489 PERIODICALS-PAPERS	217.00	200	0.00	0.00		200.00	100.00 %
** TOTAL OBJ SERIES: 400-499 SUPPLIES AND MATR'LS	760,490.03	707,200	126,272.89	369,813.57		337,386.43	47.70 %
555 TECHNOLOGY EQUIPMENT	981.30	0	0.00	0.00		0.00	0.00 %
** TOTAL OBJ SERIES: 500-599 CAPITAL EXPENDITURES	981.30	0	0.00	0.00		0.00	0.00 %
820 DUES & MEMBERSHIPS	5,991.92	5,000	0.00	5,257.86		257.86-	5.15-%
** TOTAL OBJ SERIES: 800-899 OTHER EXPENDITURES	5,991.92	5,000	0.00	5,257.86		257.86-	5.15-%
*** 03 TRANSPORTATION	6,557,762.00	6,568,891	767,266.17	2,691,931.99		3,876,959.01	59.01 %
100 SALARY CONTINGENCY	0.00	395,440	0.00	0.00		395,440.00	100.00 %
101 SALARIES PAYABLE	0.00-	0	0.00	502.46		502.46-	0.00 %
110 ADMIN/SUPERVISION	455,243.73	235,444	14,828.60	103,800.20		131,643.80	55.91 %
120 ECFE/SCHOOL READINESS COOR	125,102.65	131,766	10,980.52	76,863.64		54,902.36	41.66 %
140 LIC CLASSROOM	702,894.33	787,397	66,231.48	396,408.43		390,988.57	49.65 %
141 NON-LIC CLASSROOM	1,241,780.24	1,056,128	83,323.58	571,861.34		484,266.66	45.85 %
143 LIC CLASSROOM SUPPORT	11,812.78	23,240	1,934.96	10,642.28		12,597.72	54.20 %
145 LICENSED SUBSTITUTE - DAILY	213.57	2,000	355.95	2,339.46		339.46-	16.97-%
154 SCHOOL NURSE	25,493.63	25,494	2,124.46	11,684.53		13,809.47	54.16 %

REPORT: EXPREV 345 EXP SUMMARY - OBJECT(OBJ) BY FUND

RUN: WED 032812 13:28 PAGE 14

## STATEMENT OF EXPENDITURES

DIST 0191 Burnsville-Eagan-Savage ISD191 ACCOUNTING PERIOD 01/01/12 TO 01/31/12

OBJ FD	PRIOR YEAR ACTUAL	REVISED BUDGET	01/01/12 01/31/12	FISCAL YEAR 201107 EXPENDED THRU 01/31/12	ENCUMBERED THRU 01/31/12	REMAINING ON 01/31/12	PERCENT REMAINING
170 04							
170 SEC-CLERICAL-OTHER	229,753.71	248,027	15,169.04	107,413.28		140,613.72	56.69 %
171 CASUAL & OVERTIME	39,046.44	75,000	761.70	8,018.53		66,981.47	89.30 %
175 SAL TRANSFERS-CLERICAL	51,559.18	0	0.00	0.00		0.00	0.00 %
176 DRIVERS SALARIES	4,675.79	1,211	0.00	1,210.41		0.59	0.04 %
179 OTHER SALARIES	1,423.45	0	295.02	1,548.87		1,548.87-	0.00 %
185 LIC INSTRUCT - OTHER	219,392.51	174,104	10,483.80	68,597.65		105,506.35	60.59 %
186 NON-LIC INSTR - OTHER	927,060.25	731,078	44,682.02	434,456.81		296,621.19	40.57 %
195 CHARGEBACK SALARIES	48,000.00	48,000	0.00	0.00		48,000.00	100.00 %
** TOTAL OBJ SERIES: 100-199 SALARIES AND WAGES	4,083,452.26	3,934,329	251,171.13	1,795,347.89		2,138,981.11	54.36 %
201 TUITION REIMB	9,552.94	1,200	0.00	2,080.00		880.00-	73.33-%
210 FICA	296,669.11	246,067	18,527.08	132,429.07		113,637.93	46.18 %
214 PERA	162,196.66	109,201	11,330.90	71,611.18		37,589.82	34.42 %
218 TRA	73,822.61	73,355	6,042.92	40,188.68		33,166.32	45.21 %
220 HEALTH INSURANCE	538,348.21	467,646	36,066.99	225,036.88		242,609.12	51.87 %
230 LIFE INSURANCE	4,319.89	3,070	246.12	1,567.69		1,502.31	48.93 %
235 DENTAL INSURANCE	29,606.95	30,596	2,317.63	14,812.27		15,783.73	51.58 %
240 LONG TERM DISABILITY	15,560.82	13,238	1,070.14	6,931.93		6,306.07	47.63 %

REPORT: EXPREV 345 EXP SUMMARY - OBJECT(OBJ) BY FUND  
 STATEMENT OF EXPENDITURES  
 DIST 0191 Burnsville-Eagan-Savage ISD191 ACCOUNTING PERIOD 01/01/12 TO 01/31/12

RUN: WED 032812 13:28 PAGE 15

OBJ FD	PRIOR YEAR ACTUAL	REVISED BUDGET	01/01/12 01/31/12	FISCAL YEAR 201107 EXPENDED THRU 01/31/12	ENCUMBERED THRU 01/31/12	REMAINING ON 01/31/12	PERCENT REMAINING
250 TSA MATCH	19,333.84	18,118	1,466.22	9,320.36		8,797.64	48.55 %
251 HEALTH REIMBURSEMENT	1,866.47	0	0.00	0.00		0.00	0.00 %
252 HEALTH SAVINGS PLAN	4,529.21	0	0.00	0.00		0.00	0.00 %
270 WORKERS COMP INS	14,339.52	23,000	19.88	1,666.19		21,333.81	92.75 %
295 EMPLOYEE BENEFITS	12,000.00	12,000	0.00	0.00		12,000.00	100.00 %
** TOTAL OBJ SERIES: 200-299 EMPLOYEE BENEFITS	1,182,146.23	997,491	77,087.88	505,644.25		491,846.75	49.30 %
305 PROF & TECH SERVICES	472,562.35	328,750	11,395.26	183,026.40		145,723.60	44.32 %
311 PROF & TECH SERVICES	0.00	0	0.00	8,802.27		8,802.27	0.00 %
319 OTHER PERS SERV	723.50	100	0.00	0.00		100.00	100.00 %
320 COMMUNICATION SERVICES	5,339.14	6,200	372.53	2,572.91		3,627.09	58.50 %
325 INTERDEPT POSTAGE	8,591.48	8,510	1,162.64	4,242.24		4,267.76	50.14 %
329 POSTAGE & PARCEL	416.43	4,750	35.18	744.74		4,005.26	84.32 %
330 ELECTRICITY	0.00	46,000	0.00	0.00		46,000.00	100.00 %
331 WATER & SEWER	0.00	3,500	0.00	0.00		3,500.00	100.00 %
332 NATURAL GAS	0.00	15,000	0.00	0.00		15,000.00	100.00 %
334 REFUSE REMOVAL	10,443.83	9,800	0.00	5,392.85		4,407.15	44.97 %
350 REPAIRS-MAINT SERV	43,998.74	60,200	12,505.97	36,483.09		23,716.91	39.39 %

REPORT: EXPREV 345 EXP SUMMARY - OBJECT(OBJ) BY FUND

RUN: WED 032812 13:28 PAGE 16

STATEMENT OF EXPENDITURES  
DIST 0191 Burnsville-Eagan-Savage ISD191 ACCOUNTING PERIOD 01/01/12 TO 01/31/12

OBJ FD	PRIOR YEAR ACTUAL	REVIS BUDGET	01/01/12 01/31/12	FISCAL YEAR 201107 EXPENDED THRU 01/31/12	ENCUMBERED THRU 01/31/12	REMAINING ON 01/31/12	PERCENT REMAINING
351 04	0.00	0	0.00	8,186.00		8,186.00-	0.00 %
351 REPAIR-MAINT - BLDG							
361 TRANS CONTRACTS	27,584.30	36,250	2,493.35	17,664.85		18,585.15	51.26 %
365 TRANS FUEL CHGBK	2,843.73	3,100	171.45	4,354.53		1,254.53-	40.46-%
366 TRAVEL-BUSINESS	12,497.68	10,600	37.74	5,674.74		4,925.26	46.46 %
370 RENTALS & LEASES	19,283.35	15,200	2,447.07	12,019.66		3,180.34	20.92 %
380 ADVERTISING	650.00	4,200	655.00	655.00		3,545.00	84.40 %
381 PRINTING-BINDING	117,286.96	75,210	19,649.93	63,459.86		11,750.14	15.62 %
394 REGIST/ENTRY FEES	84,134.83	76,200	4,037.63	22,141.63	400.00	53,658.37	70.41 %
398 MISC CHARGEBACK	10,641.00	46,827	0.00	0.00		46,827.00	100.00 %
** TOTAL OBJ SERIES: 300-399 PURCHASED SERVICES	816,997.32	750,397	54,963.75	375,420.77	400.00	374,576.23	49.91 %
401 GENERAL SUPPLIES	109,602.79	77,850	5,154.46	53,394.92	560.78	23,894.30	30.69 %
430 INSTRUCT SUPPLIES	12,172.28	15,000	769.97	11,814.76		3,185.24	21.23 %
433 INDIVID INSTR MAT	4,139.59	3,000	0.00	3,003.18		3.18-	0.10-%
450 MATERIALS FOR RESALE	13,622.05	10,000	280.72	7,004.63	2,904.30	91.07	0.91 %
460 TEXT & WORKBOOKS	23,896.54	38,650	0.00	17,474.67	17.40	21,157.93	54.74 %
461 STANDARDIZED TESTS	0.00	7,000	0.00	0.00		7,000.00	100.00 %
489 PERIODIALS-PAPERS	618.99	1,300	0.00	0.00		1,300.00	100.00 %

REPORT: EXPREV 345 EXP SUMMARY - OBJECT(OBJ) BY FUND  
 STATEMENT OF EXPENDITURES  
 DIST 0191 Burnsville-Eagan-Savage ISD191 ACCOUNTING PERIOD 01/01/12 TO 01/31/12

RUN: WED 032812 13:28 PAGE 17

OBJ FD	PRIOR YEAR ACTUAL	REVISED BUDGET	01/01/12 TO 01/31/12	FISCAL YEAR 201107 EXPENDED THRU 01/31/12	ENCUMBERED THRU 01/31/12	REMAINING ON 01/31/12	PERCENT REMAINING
490 04	136,882.20	115,405	4,965.33	48,436.17		66,968.83	58.02 %
490 FOOD							
495 MILK	0.00-	10,000	469.77	3,933.66		6,066.34	60.66 %
** TOTAL OBJ SERIES: 400-499 SUPPLIES AND MATR'LS	300,934.44	278,205	11,640.25	145,061.99	3,482.48	129,660.53	46.60 %
530 EQUIP PURCH - NEW	2,940.80	6,600	92.50	92.50		6,507.50	98.59 %
555 TECHNOLOGY EQUIPMENT	9,103.96	6,500	0.00	58.95		6,441.05	99.09 %
590 OTHER CAP [SOFTWARE]	22,917.86	6,000	0.00	8,374.30		2,374.30-	39.57-%
** TOTAL OBJ SERIES: 500-599 CAPITAL EXPENDITURES	34,962.62	19,100	92.50	8,525.75		10,574.25	55.36 %
820 DUES & MEMBERSHIPS	4,233.10	6,375	620.00	2,743.90		3,631.10	56.95 %
899 MISC EXPENSES	0.00	1,000	0.00	0.00		1,000.00	100.00 %
** TOTAL OBJ SERIES: 800-899 OTHER EXPENDITURES	4,233.10	7,375	620.00	2,743.90		4,631.10	62.79 %
*** 04 COMMUNITY SERVICE	6,422,725.97	5,986,897	395,575.51	2,832,744.55	3,882.48	3,150,269.97	52.61 %
305 PROF & TECH SERV	979,477.96	1,291,000	113,286.60	262,142.71	54,290.21	974,567.08	75.48 %
** TOTAL OBJ SERIES: 300-399 PURCHASED SERVICES	979,477.96	1,291,000	113,286.60	262,142.71	54,290.21	974,567.08	75.48 %
510 SITE IMPROVEMENTS	0.00	25,000	0.00	34,112.46		9,112.46-	36.44-%
520 BUILDING CONSTRUCTION	1,936,172.91	10,454,000	280,077.74	7,583,805.67	914,753.37	1,955,440.96	18.70 %
** TOTAL OBJ SERIES: 500-599 CAPITAL EXPENDITURES	1,936,172.91	10,479,000	280,077.74	7,617,918.13	914,753.37	1,946,328.50	18.57 %
*** 06 CAPITAL PROJECTS	2,915,650.87	11,770,000	393,364.34	7,880,060.84	969,043.58	2,920,895.58	24.81 %
710 BOND, PRINCIPAL	4,480,000.00	4,020,000	4,020,000.00	4,020,000.00		0.00	0.00 %
720 BOND, INTEREST	3,103,982.50	3,464,079	1,985,376.93	3,464,080.69		1.69-	0.00-%
790 OTHER DEBT SERV EXP	74,272.75	5,500	900.00	1,750.00		3,750.00	68.18 %
** TOTAL OBJ SERIES: 700-799 DEBT SERVICE	7,658,255.25	7,489,579	6,006,276.93	7,485,830.69		3,748.31	0.05 %

REPORT: EXPREV 345 EXP SUMMARY - OBJECT(OBJ) BY FUND  
 STATEMENT OF EXPENDITURES  
 DIST 0191 Burnsville-Eagan-Savage ISD191 ACCOUNTING PERIOD 01/01/12 TO 01/31/12

RUN: WED 032812 13:28 PAGE 18

OBJ FD	PRIOR YEAR ACTUAL	REVISED BUDGET	01/01/12 TO 01/31/12	FISCAL YEAR 201107 EXPENDED THRU 01/31/12	ENCUMBERED THRU 01/31/12	REMAINING ON 01/31/12	PERCENT REMAINING
790 07							
*** 07 DEBT SERVICE	7,658,255.25	7,489,579	6,006,276.93	7,485,830.69		3,748.31	0.05 %
299 OTHER EMPLOYEE BENEFITS	841,812.96	846,750	57,859.03	392,522.76		454,227.24	53.64 %
** TOTAL OBJ SERIES: 200-299 EMPLOYEE BENEFITS	841,812.96	846,750	57,859.03	392,522.76		454,227.24	53.64 %
*** 08 FLEX BENEFIT FUND	841,812.96	846,750	57,859.03	392,522.76		454,227.24	53.64 %
394 REGIST/ENTRY FEES	12,455.00	0	0.00	0.00		0.00	0.00 %
** TOTAL OBJ SERIES: 300-399 PURCHASED SERVICES	12,455.00	0	0.00	0.00		0.00	0.00 %
400 CONTINGENCY	0.00	12,435-	0.00	0.00		12,435.00-	100.00 %
401 GENERAL SUPPLIES	109.75-	0	0.00	0.00		0.00	0.00 %
** TOTAL OBJ SERIES: 400-499 SUPPLIES AND MATR'LS	109.75-	12,435-	0.00	0.00		12,435.00-	100.00 %
898 STUDENT SCHOLARSHIPS	43,550.00	54,435	0.00	5,500.00		48,935.00	89.89 %
899 STUDENT SCHOLARSHIPS	5,000.00	0	1,150.00	1,881.83		1,881.83-	0.00 %
** TOTAL OBJ SERIES: 800-899 OTHER EXPENDITURES	48,550.00	54,435	1,150.00	7,381.83		47,053.17	86.43 %
*** 09 SCHOLARSHIP FUND	60,895.25	42,000	1,150.00	7,381.83		34,618.17	82.42 %
305 PROF & TECH SERV	1,931.50	0	0.00	0.00		0.00	0.00 %
** TOTAL OBJ SERIES: 300-399 PURCHASED SERVICES	1,931.50	0	0.00	0.00		0.00	0.00 %
430 INSTRUCT SUPP	127.00	0	0.00	0.00		0.00	0.00 %
** TOTAL OBJ SERIES: 400-499 SUPPLIES AND MATR'LS	127.00	0	0.00	0.00		0.00	0.00 %
*** 11 RHEAUME EDUCATIONAL FUND	2,058.50	0	0.00	0.00		0.00	0.00 %
101 SALARIES PAYABLE	0.00	0	0.00	40.00-		40.00	0.00 %
186 NON-LIC INSTR - OTHER	29,589.65	32,706	2,439.75	15,953.12		16,752.88	51.22 %
** TOTAL OBJ SERIES: 100-199 SALARIES AND WAGES	29,589.65	32,706	2,439.75	15,913.12		16,792.88	51.34 %

REPORT: EXPREV 345 EXP SUMMARY - OBJECT(OBJ) BY FUND  
 STATEMENT OF EXPENDITURES  
 DIST 0191 Burnsville-Eagan-Savage ISD191 ACCOUNTING PERIOD 01/01/12 TO 01/31/12

RUN: WED 032812 13:28 PAGE 19

OBJ FD	PRIOR YEAR ACTUAL	REVISED BUDGET	01/01/12 TO 01/31/12	FISCAL YEAR 201107 EXPENDED THRU 01/31/12	ENCUMBERED THRU 01/31/12	REMAINING ON 01/31/12	PERCENT REMAINING
210 15							
210 FICA	2,019.40	2,502	184.75	1,222.18		1,279.82	51.15 %
214 PERA	1,510.11	2,289	130.27	882.11		1,406.89	61.46 %
** TOTAL OBJ SERIES: 200-299 EMPLOYEE BENEFITS	3,529.51	4,791	315.02	2,104.29		2,686.71	56.07 %
305 PROF & TECH SERV	4,571.70	2,865	392.82	1,190.25		1,674.75	58.45 %
325 INTERDEPT POSTAGE	0.44	0	0.00	0.00		0.00	0.00 %
** TOTAL OBJ SERIES: 300-399 PURCHASED SERVICES	4,572.14	2,865	392.82	1,190.25		1,674.75	58.45 %
401 GENERAL SUPPLIES	961.46	300	0.00	1,162.85		862.85	287.61-%
450 MATERIALS FOR RESALE	64,808.00	54,150	6,274.21	34,176.32		19,973.68	36.88 %
499 WAREHOUSE INVENTORY ADJ	1,250.25	0	0.00	1,250.25		1,250.25	0.00 %
** TOTAL OBJ SERIES: 400-499 SUPPLIES AND MATR'LS	64,519.21	54,450	6,274.21	36,589.42		17,860.58	32.80 %
530 EQUIPMENT PURCHASED	10,616.26	15,000	0.00	847.89		14,152.11	94.34 %
** TOTAL OBJ SERIES: 500-599 CAPITAL EXPENDITURES	10,616.26	15,000	0.00	847.89		14,152.11	94.34 %
820 DUES, MBRSHPS, LICENSES & FEES	367.00	452	0.00	417.52		34.48	7.62 %
** TOTAL OBJ SERIES: 800-899 OTHER EXPENDITURES	367.00	452	0.00	417.52		34.48	7.62 %
*** 15 CAFE	113,193.77	110,264	9,421.80	57,062.49		53,201.51	48.24 %
299 DENTAL CLAIMS	877,293.98	898,000	72,029.06	499,663.25		398,336.75	44.35 %
** TOTAL OBJ SERIES: 200-299 EMPLOYEE BENEFITS	877,293.98	898,000	72,029.06	499,663.25		398,336.75	44.35 %
305 PROF & TECH SERV	79,917.62	82,300	6,267.17	43,557.13		38,742.87	47.07 %
** TOTAL OBJ SERIES: 300-399 PURCHASED SERVICES	79,917.62	82,300	6,267.17	43,557.13		38,742.87	47.07 %
*** 20 ISF - DENTAL	957,211.60	980,300	78,296.23	543,220.38		437,079.62	44.58 %

REPORT: EXPREV 345 EXP SUMMARY - OBJECT(OBJ) BY FUND  
 STATEMENT OF EXPENDITURES  
 DIST 0191 Burnsville-Eagan-Savage ISD191 ACCOUNTING PERIOD 01/01/12 TO 01/31/12

RUN: WED 032812 13:28 PAGE 20

OBJ FD	PRIOR YEAR ACTUAL	REVISED BUDGET	01/01/12 TO 01/31/12	FISCAL YEAR 201107 EXPENDED THRU 01/31/12	ENCUMBERED THRU 01/31/12	REMAINING ON 01/31/12	PERCENT REMAINING
191 SEVERANCE PAY	171,351.43-	1,000,000	0.00	0.00		1,000,000.00	100.00 %
192 CHANGE TO OPEB SEV LIABILITY	1,013,975.00-	0	0.00	0.00		0.00	0.00 %
** TOTAL OBJ SERIES: 100-199 SALARIES AND WAGES	1,185,326.43-	1,000,000	0.00	0.00		1,000,000.00	100.00 %
210 FICA	149.21	0	0.00	0.00		0.00	0.00 %
252 HEALTH SAVINGS PLAN	514,768.25	0	0.00	14,649.60		14,649.60-	0.00 %
253 TSA - DISTRICT MATCH	342,406.97	0	0.00	0.00		0.00	0.00 %
** TOTAL OBJ SERIES: 200-299 EMPLOYEE BENEFITS	857,324.43	0	0.00	14,649.60		14,649.60-	0.00 %
*** 21 ISF - POST RETIREMENT BENEFIT	328,002.00-	1,000,000	0.00	14,649.60		985,350.40	98.53 %
220 HEALTH INSURANCE	16,051,224.50	15,500,000	0.00	0.00		15,500,000.00	100.00 %
** TOTAL OBJ SERIES: 200-299 EMPLOYEE BENEFITS	16,051,224.50	15,500,000	0.00	0.00		15,500,000.00	100.00 %
*** 22 ISF - HEALTH SELECT 105	16,051,224.50	15,500,000	0.00	0.00		15,500,000.00	100.00 %
220 HEALTH INSURANCE	1,258,123.41	1,247,291	103,598.45	752,538.69		494,752.31	39.66 %
230 LIFE INSURANCE	2,468.80	5,133	153.19	1,680.90		3,452.10	67.25 %
235 DENTAL INSURANCE	75,069.40	105,676	6,428.51	47,200.75		58,475.25	55.33 %
** TOTAL OBJ SERIES: 200-299 EMPLOYEE BENEFITS	1,335,661.61	1,358,100	110,180.15	801,420.34		556,679.66	40.98 %
305 PROF & TECH SERV	312.45	0	20.83	124.98		124.98-	0.00 %
** TOTAL OBJ SERIES: 300-399 PURCHASED SERVICES	312.45	0	20.83	124.98		124.98-	0.00 %
*** 25 OPEB REVOCABLE TRUST	1,335,974.06	1,358,100	110,200.98	801,545.32		556,554.68	40.98 %
710 BOND, PRINCIPAL	0.00	620,000	620,000.00	620,000.00		0.00	0.00 %
720 BOND, INTEREST	987,650.00	958,400	479,200.00	958,400.00		0.00	0.00 %

REPORT: EXPREV 345 EXP SUMMARY - OBJECT(OBJ) BY FUND  
 STATEMENT OF EXPENDITURES  
 DIST 0191 Burnsville-Eagan-Savage ISD191 ACCOUNTING PERIOD 01/01/12 TO 01/31/12

RUN: WED 032812 13:28 PAGE 21

OBJ FD	PRIOR YEAR ACTUAL	REVISED BUDGET	01/01/12 01/31/12	FISCAL YEAR 201107 EXPENDED THRU 01/31/12	ENCUMBERED THRU 01/31/12	REMAINING ON 01/31/12	PERCENT REMAINING
790 47							
790 OTHER DEBT SERV EXP	0.00	0	450.00	450.00		450.00-	0.00 %
** TOTAL OBJ SERIES: 700-799 DEBT SERVICE	987,650.00	1,578,400	1,099,650.00	1,578,850.00		450.00-	0.02-%
*** 47 POST EMPLOYMENT BENEFITS	987,650.00	1,578,400	1,099,650.00	1,578,850.00		450.00-	0.02-%
*** REPORT TOTALS:	154,613,528.80	161,161,125	17,297,646.61	73,209,548.48	1,338,679.90	86,612,896.62	53.74 %

**BURNSVILLE-EAGAN-SAVAGE**

**Independent School District 191**

**DISTRICT EXPENDITURES**

**BY**

**PROGRAM/DEPARTMENT**

**WITHIN FUND**

**January, 2012**

REPORT: EXPREV 341 EXP SUMMARY - PROGRAMS (PRG) WITHIN FUND  
 STATEMENT OF EXPENDITURES  
 DIST 0191 Burnsville-Eagan-Savage ISD191 ACCOUNTING PERIOD 01/01/12 TO 01/31/12

RUN: WED 032812 13:05 PAGE 1

ACCT STATUS: Active and Next Year Accts		ACCOUNT RANGES: 01- TO 99-999		FISCAL YEAR 201107				
PRG FD	PRIOR YEAR ACTUAL	REVISED BUDGET	01/01/12 TO 01/31/12	EXPENDED THRU 01/31/12	ENCUMBERED THRU 01/31/12	REMAINING ON 01/31/12	PERCENT REMAINING	
010 01								
010 BOARD OF EDUCATION	118,570.52	160,770	7,263.77	75,175.22	27.50	85,567.28	53.22 %	
020 SUPERINTENDENT	294,371.32	298,210	27,681.14	176,095.68		122,114.32	40.94 %	
030 ASSIST SUP'T	14,021.87	223,035	18,244.59	128,760.26		94,274.74	42.26 %	
050 SCHOOL ADMINISTRATION	4,116,522.23	4,743,988	341,002.68	2,210,658.41	4,117.73	2,529,211.86	53.31 %	
** TOTAL PRG SERIES: 000-099 ADMINISTRATION	4,543,485.94	5,426,003	394,192.18	2,590,689.57	4,145.23	2,831,168.20	52.17 %	
105 GEN ADMIN SUPPORT	186,925.54	177,323	17,079.77	92,523.27	25,509.25	59,290.48	33.43 %	
110 BUSINESS SERVICES	1,299,989.55	1,293,202	103,539.03	753,454.87	1,179.85	538,567.28	41.64 %	
130 COMMUNITY RELATIONS	319,223.57	434,393	31,315.72	244,842.75	12,136.00	177,414.25	40.84 %	
140 DATA PROCESSING	728,280.13	756,588	21,845.06	570,270.37	16,034.86	170,282.77	22.50 %	
150 LEGAL SERVICES	11,158.20	20,000	0.00	473.60		19,526.40	97.63 %	
160 HUMAN RESOURCES	834,957.06	810,010	66,059.88	440,964.24		369,045.76	45.56 %	
170 PRINTING	37,674.12	46,900	3,392.92-	28,167.83		18,732.17	39.94 %	
180 CENSUS	123,099.30	214,616	19,238.10	101,927.12		112,688.88	52.50 %	
197 PARENTAL INVOLVEMENT	17,348.01	13,900	142.72	12,340.00	1,599.63	39.63-	0.28-%	
198 SPED PARENTAL SUPPORT	0.00	0	0.00	95.00		95.00-	0.00 %	
199 SCHOOL ELECTIONS	5,208.25	24,910	11,328.38	29,261.04		4,351.04-	17.46-%	
** TOTAL PRG SERIES: 100-199 DIST. SUPPORT SERV.	3,563,863.73	3,791,842	267,155.74	2,274,320.09	56,459.59	1,461,062.32	38.53 %	

REPORT: EXPREV 341 EXP SUMMARY - PROGRAMS (PRG) WITHIN FUND  
 STATEMENT OF EXPENDITURES  
 DIST 0191 Burnsville-Eagan-Savage ISD191 ACCOUNTING PERIOD 01/01/12 TO 01/31/12

RUN: WED 032812 13:05 PAGE 2

PRG FD	PRIOR YEAR ACTUAL	< - - - - REVISED BUDGET	01/01/12 01/31/12	FISCAL YEAR 201107 EXPENDED THRU 01/31/12	ENCUMBERED THRU 01/31/12	REMAINING ON 01/31/12	PERCENT REMAINING
201 01	1,589,206.94	1,332,911	110,518.97	599,162.74	773.49	732,974.77	54.99 %
201 KINDERGARTEN							
202 PRIMARY (1-3)	8,315,304.60	8,141,286	667,186.57	3,654,482.09	2,230.89	4,484,573.02	55.08 %
203 INTERMEDIATE (4-6)	10,215,616.58	12,376,533	889,242.06	4,878,450.92	2,658.81	7,495,423.27	60.56 %
204 TITLE II TEACHER TRAINING	271,982.06	311,706	27,426.99	54,661.33		257,044.67	82.46 %
205 TITLE III - LEP	210,179.77	142,106	8,218.50	58,279.59		83,826.41	58.98 %
208 ELE/SEC MIDDLE SCH'L	4,556.74	7,500	646.09	2,446.75		5,053.25	67.37 %
211 SECONDARY ED-GENERAL	4,708,772.50	5,600,137	293,614.57	1,868,631.65	46,469.89	3,685,035.46	65.80 %
212 ART	896,216.57	1,144,281	92,690.41	508,528.40	3,119.59	632,633.01	55.28 %
215 BUSINESS	108,321.45	122,677	13,902.03	58,770.51	678.00	63,228.49	51.54 %
216 TITLE I EDUCATIONALLY DISADVAN	1,167,435.76	1,412,860	114,379.77	467,848.06	97,937.38	847,074.56	59.95 %
217 ASSURANCE OF MASTERY	226,582.96	537,669	41,104.56	224,897.09		312,771.91	58.17 %
218 SCHOOL ENRICHMENT PROG	593,096.74	501,305	37,894.59	210,204.52		291,100.48	58.06 %
219 ESL	3,086,471.56	2,659,826	188,998.89	1,115,096.53		1,544,729.47	58.07 %
220 LANGUAGE ARTS	2,832,366.30	2,965,099	243,257.44	1,310,662.61	51.06	1,654,385.33	55.79 %
230 WORLD LANGUAGES	1,176,593.59	1,008,711	84,677.35	461,065.75	88.91	547,556.34	54.28 %
240 PHY ED-HEALTH-REC	2,086,707.30	1,952,912	161,617.11	881,749.29	1,343.02	1,069,819.69	54.78 %
250 FAMILY LIVING SCIENCE	151,192.50	131,409	11,635.65	57,780.55		73,628.45	56.02 %

REPORT: EXPREV 341 EXP SUMMARY - PROGRAMS (PRG) WITHIN FUND  
 STATEMENT OF EXPENDITURES  
 DIST 0191 Burnsville-Eagan-Savage ISD191 ACCOUNTING PERIOD 01/01/12 TO 01/31/12

RUN: WED 032812 13:05 PAGE 3

PRG FD	PRIOR YEAR ACTUAL	REVISED BUDGET	01/01/12 TO 01/31/12	FISCAL YEAR 201107 EXPENDED THRU 01/31/12	ENCUMBERED THRU 01/31/12	REMAINING ON 01/31/12	PERCENT REMAINING
255 01							
255 INDUSTRIAL EDUCATION	434,003.56	464,294	41,273.43	211,114.96	502.96	252,676.08	54.42 %
256 MATHEMATICS	2,697,473.32	2,647,572	216,088.81	1,189,774.45	0.01	1,457,797.54	55.06 %
258 MUSIC	1,986,220.43	1,547,869	140,892.77	745,841.95	1,140.99	800,886.06	51.74 %
260 NATURAL SCIENCES	3,292,537.99	3,202,425	266,820.81	1,468,217.48	1,623.47	1,732,584.05	54.10 %
270 SOCIAL STUDIES	2,743,291.74	2,584,624	211,835.86	1,153,015.52	136.87	1,431,471.61	55.38 %
291 CO-CURRICULAR	593,349.19	411,142	62,578.53	284,015.47	5,023.41	122,103.12	29.69 %
292 BOYS/GIRLS ATHLETICS	433,727.76	562,906	43,315.53	283,422.89		279,483.11	49.65 %
294 BOYS ATHLETICS	502,700.32	344,395	40,009.47	250,608.14	764.64	93,022.22	27.01 %
296 GIRLS ATHLETICS	420,969.95	286,673	32,254.66	223,623.81		63,049.19	21.99 %
** TOTAL PRG SERIES: 200-299 REGULAR INSTRUCTION	50,744,878.18	52,400,828	4,042,081.42	22,222,353.05	164,543.39	30,013,931.56	57.27 %
311 DISTRIBUTIVE EDUCATION	6,273.76	0	367.35	19,503.87		19,503.87-	0.00 %
331 HOME ECONOMICS ED	353,781.03	314,436	24,248.89	137,786.61	535.16	176,114.23	56.00 %
341 BUSINESS & OFFICE ED	167,126.96	173,086	12,766.97	72,534.99		100,551.01	58.09 %
351 TECHNICAL EDUCATION	15,811.13	18,750	0.00	1,249.00		17,501.00	93.33 %
361 TRADE-INDUSTRIAL ED	139,611.06	99,530	8,202.64	44,512.36		55,017.64	55.27 %
380 SPECIAL NEEDS	521,867.23	622,763	49,716.74	265,654.24		357,108.76	57.34 %
399 VOCATIONAL-GENERAL	273,134.37	343,711	0.00	121,140.15		222,570.85	64.75 %
** TOTAL PRG SERIES: 300-399 VOCATIONAL INSTRUC.	1,477,605.54	1,572,276	95,302.59	662,381.22	535.16	909,359.62	57.83 %

REPORT: EXPREV 341 EXP SUMMARY - PROGRAMS (PRG) WITHIN FUND  
 STATEMENT OF EXPENDITURES  
 DIST 0191 Burnsville-Eagan-Savage ISD191 ACCOUNTING PERIOD 01/01/12 TO 01/31/12

RUN: WED 032812 13:05 PAGE 4

PRG FD	PRIOR YEAR ACTUAL	< - - - - REVISED BUDGET	01/01/12 01/31/12	FISCAL YEAR 201107 EXPENDED THRU 01/31/12	ENCUMBERED THRU 01/31/12	REMAINING ON 01/31/12	PERCENT REMAINING	>
400 01								
400 GENERAL SPECIAL ED	317,995.54	50,190-	6,656.94	44,162.48		94,352.48-	187.99 %	
401 SPEECH/LANGUAGE IMPAIRED	1,448,111.79	1,446,900	88,482.67	523,641.58		923,258.42	63.80 %	
402 MMM MENTALLY IMP - MILD-MOD	1,413,584.77	1,172,629	123,595.66	548,213.92		624,415.08	53.24 %	
403 MSMI MENTALLY IMP - MOD-SEVERE	979,963.16	1,230,331	99,288.26	522,203.85		708,127.15	57.55 %	
404 PHYSICALLY IMPAIRED	444,497.06	422,399	28,577.03	141,158.39		281,240.61	66.58 %	
405 DEAF-HARD OF HEARING	126,631.21	106,396	0.00	0.00		106,396.00	100.00 %	
406 VISUALLY IMPAIRED	180,770.59	139,745	2,336.41	11,779.92		127,965.08	91.57 %	
407 LD SPECIFIC LRNING DISABILITY	3,347,407.68	2,433,165	193,376.42	1,031,985.27	124.00	1,401,055.73	57.58 %	
408 EBD EMOTION/BEHAVIOR DISORDER	4,382,881.75	3,803,396	306,239.40	1,661,432.07	164.91	2,141,799.02	56.31 %	
410 OTHER HEALTH IMPAIRED	365,317.32	224,295	23,825.62	89,311.03		134,983.97	60.18 %	
411 AUTISTIC	2,033,405.18	1,968,025	159,535.43	814,115.70	29.24	1,153,880.06	58.63 %	
412 EARLY CHILDHOOD SPEC EDUCATION	3,176,915.26	2,947,185	234,407.69	1,360,017.19	1,103.56	1,586,064.25	53.81 %	
414 TRAUMATIC BRAIN INJURY	0.00	120	0.00	0.00		120.00	100.00 %	
416 SEVERELY MULTIPLY IMPAIRED	180.00	220	0.00	17.90		202.10	91.86 %	
420 SPECIAL ED-GENERAL	2,907,447.30	3,007,277	164,685.61	1,120,093.58	668.98	1,886,514.44	62.73 %	
430 HOMEBOUND	0.00	400	0.00	0.00		400.00	100.00 %	
472 SP ED - HEALTH SERVICES	450,501.77	461,278	36,080.85	206,939.07		254,338.93	55.13 %	

REPORT: EXPREV 341 EXP SUMMARY - PROGRAMS (PRG) WITHIN FUND  
 STATEMENT OF EXPENDITURES  
 DIST 0191 Burnsville-Eagan-Savage ISD191 ACCOUNTING PERIOD 01/01/12 TO 01/31/12

RUN: WED 032812 13:05 PAGE 5

PRG FD	PRIOR YEAR ACTUAL	REVISED BUDGET	01/01/12 TO 01/31/12	FISCAL YEAR 201107 EXPENDED THRU 01/31/12	ENCUMBERED THRU 01/31/12	REMAINING ON 01/31/12	PERCENT REMAINING
473 01							
473 SP ED - PSYCHOLOGICAL SERV	1,061,818.66	854,367	69,851.01	407,624.06		446,742.94	52.28 %
474 SP ED - SOCIAL WORK	45,212.18	3,000	0.00	44.13		2,955.87	98.52 %
** TOTAL PRG SERIES: 400-499 SPECIAL ED INSTRUCT.	22,682,641.22	20,170,938	1,536,939.00	8,482,740.14	2,090.69	11,686,107.17	57.93 %
520 BALC - DIPLOMA	191,783.42	191,328	7,418.31	118,353.09		72,974.91	38.14 %
** TOTAL PRG SERIES: 500-599 COMMUNITY ED & SERV	191,783.42	191,328	7,418.31	118,353.09		72,974.91	38.14 %
600	0.00	32,140-	0.00	0.00		32,140.00-	100.00 %
605 GENERAL INSTRUCT SUPPORT	1,378,718.88	1,301,634	109,301.00	714,671.77	112.50	586,849.73	45.08 %
610 CURR CONSULT/DEVELOP	1,930,757.05	1,770,279	35,421.42	419,188.74	40,547.55	1,310,542.71	74.03 %
620 EDUCATIONAL MEDIA	904,816.42	1,076,513	88,170.98	455,352.48	23,144.14	598,016.38	55.55 %
640 STAFF DEVELOPMENT	2,062,448.39	392,507	25,646.19	225,449.41	170.00	166,887.59	42.51 %
680 COMP ASSIST INSTRUCT	1,465,960.80	1,578,718	167,880.30	797,008.46	32,907.00	748,802.54	47.43 %
690 OTHR INSTR SUPP SERV	45,450.00	49,076	5,375.95	25,106.17		23,969.83	48.84 %
** TOTAL PRG SERIES: 600-699 INSTRUC SUPPORT SERV	7,788,151.54	6,136,587	431,795.84	2,636,777.03	96,881.19	3,402,928.78	55.45 %
710 COUNSELING/GUIDANCE	1,118,759.46	1,031,210	95,392.39	514,612.35	583.01	516,014.64	50.03 %
720 HEALTH SERVICES	888,258.02	872,104	69,172.02	406,564.57	40.60	465,498.83	53.37 %
740 ATTEND/SOC WORK SERV	615,769.00	732,702	21,823.29	308,224.71		424,477.29	57.93 %
760 PUPIL TRANSPORTATION	0.00	28,091	0.00	0.00		28,091.00	100.00 %
770 FOOD SERVICES	60,850.85	0	1,485.37	15,601.66		15,601.66-	0.00 %

REPORT: EXPREV 341 EXP SUMMARY - PROGRAMS (PRG) WITHIN FUND  
 STATEMENT OF EXPENDITURES  
 DIST 0191 Burnsville-Eagan-Savage ISD191 ACCOUNTING PERIOD 01/01/12 TO 01/31/12

RUN: WED 032812 13:05 PAGE 6

PRG FD	PRIOR YEAR ACTUAL	REVISED BUDGET	01/01/12 TO 01/31/12	FISCAL YEAR 201107 EXPENDED THRU 01/31/12	ENCUMBERED THRU 01/31/12	REMAINING ON 01/31/12	PERCENT REMAINING
790 01							
790 OTHER PUPIL SUPPORT SERVICES	265,246.14	133,258	10,780.57	67,688.68	5,395.00	60,174.32	45.15 %
791 DIVERSITY/PEER LDRSHP	6,200.27	4,837	565.50	2,828.18		2,008.82	41.53 %
792 PUPIL APPRAISAL	405,523.85	383,090	27,027.14	285,673.12	405.00	97,011.88	25.32 %
** TOTAL PRG SERIES: 700-799 PUPIL SUPPORT SERV	3,360,607.59	3,185,292	226,246.28	1,601,193.27	6,423.61	1,577,675.12	49.52 %
810 OPERATIONS	7,258,907.21	7,104,971	689,383.81	3,911,479.08	5,055.69	3,188,436.23	44.87 %
811 MAINTENANCE	1,183,445.77	902,464	73,210.10	601,195.65	5,035.19	296,233.16	32.82 %
850 FACILITIES	3,700,674.51	1,786,658	159,644.54	1,288,909.05	22,304.68	475,444.27	26.61 %
** TOTAL PRG SERIES: 800-899 SITE, BUILDINGS, EQUIP	12,143,027.49	9,794,093	922,238.45	5,801,583.78	32,395.56	3,960,113.66	40.43 %
920 SHORT TERM DEBT	0.00	10,000	0.00	0.00		10,000.00	100.00 %
930 EMPLOYEE BENEFITS	0.00-	0	0.00	132,632.91		132,632.91-	0.00 %
940 PROPERTY & OTHER INS	210,020.44	491,000	17,045.00	217,876.75		273,123.25	55.62 %
950 TRANSFERS	0.00	183,369	0.00	0.00		183,369.00	100.00 %
** TOTAL PRG SERIES: 900-999 FISCAL & OTHER FIXED	210,020.44	684,369	17,045.00	350,509.66		333,859.34	48.78 %
*** 01 GENERAL	106,706,065.09	103,353,556	7,940,414.81	46,740,900.90	363,474.42	56,249,180.68	54.42 %
770 FOOD SERVICES	4,331,050.98	4,576,388	438,170.81	2,182,847.13	2,279.42	2,391,261.45	52.25 %
** TOTAL PRG SERIES: 700-799 PUPIL SUPPORT SERV	4,331,050.98	4,576,388	438,170.81	2,182,847.13	2,279.42	2,391,261.45	52.25 %
*** 02 FOOD SERVICE	4,331,050.98	4,576,388	438,170.81	2,182,847.13	2,279.42	2,391,261.45	52.25 %
760 PUPIL TRANSPORTATION	6,557,762.00	6,568,891	767,266.17	2,691,674.06		3,877,216.94	59.02 %
** TOTAL PRG SERIES: 700-799 PUPIL SUPPORT SERV	6,557,762.00	6,568,891	767,266.17	2,691,674.06		3,877,216.94	59.02 %
930 EMPLOYEE BENEFITS	0.00	0	0.00	257.93		257.93-	0.00 %
** TOTAL PRG SERIES: 900-999 FISCAL & OTHER FIXED	0.00	0	0.00	257.93		257.93-	0.00 %

REPORT: EXPREV 341 EXP SUMMARY - PROGRAMS (PRG) WITHIN FUND  
 STATEMENT OF EXPENDITURES  
 DIST 0191 Burnsville-Eagan-Savage ISD191 ACCOUNTING PERIOD 01/01/12 TO 01/31/12

RUN: WED 032812 13:05 PAGE 7

PRG FD	PRIOR YEAR ACTUAL	REVISED BUDGET	01/01/12 TO 01/31/12	FISCAL YEAR 201107 EXPENDED THRU 01/31/12	ENCUMBERED THRU 01/31/12	REMAINING ON 01/31/12	PERCENT REMAINING
*** 03 TRANSPORTATION	6,557,762.00	6,568,891	767,266.17	2,691,931.99		3,876,959.01	59.01 %
505 COMM SERV - GENERAL	355,966.65	553,010	24,506.74	143,845.68		409,164.32	73.98 %
510 ADULT EDUCATION	345,328.21	117,341	11,459.94	78,988.34		38,352.66	32.68 %
511 ADULT RECREATION	7,184.69	11,410	1,235.38	2,967.21		8,442.79	73.99 %
520 ADULT BASIC ED	524,059.69	540,191	43,856.78	306,346.55	417.40	233,427.05	43.21 %
550 PRESCHOOL	247,747.56	327,141	16,410.95	124,263.15	186.92	202,690.93	61.95 %
551 ELEMENTARY	333,081.31	160,356	18,201.97	126,033.64		34,322.36	21.40 %
552 SECONDARY	133,907.82	51,000	512.94	27,330.42		23,669.58	46.41 %
553 GTI GIFTED/TALENTED	55,302.04	52,689	0.00	45,311.64		7,377.36	14.00 %
554 SES	37,258.47	34,700	404.94	1,346.38		33,353.62	96.11 %
560 RECREATION	150,333.49	86,200	2,367.26	40,025.04		46,174.96	53.56 %
570 PROJECT KIDS	2,147,248.48	1,921,695	128,194.28	946,629.92		975,065.08	50.73 %
571 PROJ KIDS - PRESCHOOL	986,920.53	833,006	64,160.43	463,022.92	186.94	369,796.14	44.39 %
572 0-5 PROGRAM	0.00	58,940	0.00	0.00		58,940.00	100.00 %
580 EARLY CHILD & FAMILY ED	517,026.92	467,823	40,314.88	254,076.66	186.92	213,559.42	45.64 %
582 SCHOOL READINESS	96,711.10	114,923	7,725.80	44,454.20		70,468.80	61.31 %
583 PRESCHOOL SCREENING	46,718.71	50,693	1,673.39	23,510.26		27,182.74	53.62 %

REPORT: EXPREV 341 EXP SUMMARY - PROGRAMS (PRG) WITHIN FUND  
 STATEMENT OF EXPENDITURES  
 DIST 0191 Burnsville-Eagan-Savage ISD191 ACCOUNTING PERIOD 01/01/12 TO 01/31/12

RUN: WED 032812 13:05 PAGE 8

PRG FD	PRIOR YEAR ACTUAL	REVISED BUDGET	01/01/12 TO 01/31/12	FISCAL YEAR 201107 EXPENDED THRU 01/31/12	ENCUMBERED THRU 01/31/12	REMAINING ON 01/31/12	PERCENT REMAINING
585 04	71,766.75	86,000	7,723.30	44,630.02		41,369.98	48.10 %
585 YOUTH DEV/SERV							
586 AFTER SCHOOL ENRICHMENT	78,870.10	29,599	5,038.67	16,930.67		12,668.33	42.79 %
590 OTHER COMM SERVICES	287,293.45	490,180	21,787.86	142,564.09	2,904.30	344,711.61	70.32 %
** TOTAL PRG SERIES: 500-599 COMMUNITY ED & SERV	6,422,725.97	5,986,897	395,575.51	2,832,276.79	3,882.48	3,150,737.73	52.62 %
930 EMPLOYEE BENEFITS	0.00-	0	0.00	467.76		467.76-	0.00 %
** TOTAL PRG SERIES: 900-999 FISCAL & OTHER FIXED	0.00-	0	0.00	467.76		467.76-	0.00 %
*** 04 COMMUNITY SERVICE	6,422,725.97	5,986,897	395,575.51	2,832,744.55	3,882.48	3,150,269.97	52.61 %
850 FACILITIES	2,915,650.87	11,770,000	393,364.34	7,880,060.84	969,043.58	2,920,895.58	24.81 %
** TOTAL PRG SERIES: 800-899 SITE, BUILDINGS, EQUIP	2,915,650.87	11,770,000	393,364.34	7,880,060.84	969,043.58	2,920,895.58	24.81 %
*** 06 CAPITAL PROJECTS	2,915,650.87	11,770,000	393,364.34	7,880,060.84	969,043.58	2,920,895.58	24.81 %
910 DEBT RED-BOND'D DEBT	7,658,255.25	7,489,579	6,006,276.93	7,485,830.69		3,748.31	0.05 %
** TOTAL PRG SERIES: 900-999 FISCAL & OTHER FIXED	7,658,255.25	7,489,579	6,006,276.93	7,485,830.69		3,748.31	0.05 %
*** 07 DEBT SERVICE	7,658,255.25	7,489,579	6,006,276.93	7,485,830.69		3,748.31	0.05 %
050 SCHOOL ADMINISTRATION	39,450.09	40,000	1,519.09	19,643.44		20,356.56	50.89 %
** TOTAL PRG SERIES: 000-099 ADMINISTRATION	39,450.09	40,000	1,519.09	19,643.44		20,356.56	50.89 %
110 BUSINESS SERVICES	15,693.37	37,000	1,412.38	6,268.94		30,731.06	83.05 %
** TOTAL PRG SERIES: 100-199 DIST. SUPPORT SERV.	15,693.37	37,000	1,412.38	6,268.94		30,731.06	83.05 %
211 SECONDARY ED-GENERAL	702,749.15	705,000	49,117.95	325,279.62		379,720.38	53.86 %
** TOTAL PRG SERIES: 200-299 REGULAR INSTRUCTION	702,749.15	705,000	49,117.95	325,279.62		379,720.38	53.86 %
505 COMM SERV - GENERAL	43,478.55	46,250	839.93	18,608.26		27,641.74	59.76 %
** TOTAL PRG SERIES: 500-599 COMMUNITY ED & SERV	43,478.55	46,250	839.93	18,608.26		27,641.74	59.76 %

REPORT: EXPREV 341 EXP SUMMARY - PROGRAMS (PRG) WITHIN FUND  
 STATEMENT OF EXPENDITURES  
 DIST 0191 Burnsville-Eagan-Savage ISD191 ACCOUNTING PERIOD 01/01/12 TO 01/31/12

RUN: WED 032812 13:05 PAGE 9

PRG FD	PRIOR YEAR ACTUAL	REVISED BUDGET	01/01/12 TO 01/31/12	FISCAL YEAR 201107 EXPENDED THRU 01/31/12	ENCUMBERED THRU 01/31/12	REMAINING ON 01/31/12	PERCENT REMAINING
605 08							
605 GEN INSTRUCT SUPPORT	24,624.84	0	1,724.61	11,797.38		11,797.38-	0.00 %
** TOTAL PRG SERIES: 600-699 INSTRUC SUPPORT SERV	24,624.84	0	1,724.61	11,797.38		11,797.38-	0.00 %
770 FOOD SERVICES	4,183.77	2,775	371.50	1,187.51		1,587.49	57.20 %
** TOTAL PRG SERIES: 700-799 PUPIL SUPPORT SERV	4,183.77	2,775	371.50	1,187.51		1,587.49	57.20 %
810 OPERATIONS	11,633.19	15,725	2,873.57	9,737.61		5,987.39	38.07 %
** TOTAL PRG SERIES: 800-899 SITE, BUILDINGS, EQUIP	11,633.19	15,725	2,873.57	9,737.61		5,987.39	38.07 %
*** 08 FLEX BENEFIT FUND	841,812.96	846,750	57,859.03	392,522.76		454,227.24	53.64 %
790 OTHER PUPIL SUPP SER	60,895.25	42,000	1,150.00	7,381.83		34,618.17	82.42 %
** TOTAL PRG SERIES: 700-799 PUPIL SUPPORT SERV	60,895.25	42,000	1,150.00	7,381.83		34,618.17	82.42 %
*** 09 SCHOLARSHIP FUND	60,895.25	42,000	1,150.00	7,381.83		34,618.17	82.42 %
212 ART	2,058.50	0	0.00	0.00		0.00	0.00 %
** TOTAL PRG SERIES: 200-299 REGULAR INSTRUCTION	2,058.50	0	0.00	0.00		0.00	0.00 %
*** 11 RHEAUME EDUCATIONAL FUND	2,058.50	0	0.00	0.00		0.00	0.00 %
790 OTHER PUPIL SUPPORT SERVICES	113,193.77	110,264	9,421.80	57,062.49		53,201.51	48.24 %
** TOTAL PRG SERIES: 700-799 PUPIL SUPPORT SERV	113,193.77	110,264	9,421.80	57,062.49		53,201.51	48.24 %
*** 15 CAFE	113,193.77	110,264	9,421.80	57,062.49		53,201.51	48.24 %
050 SCHOOL ADMINISTRATION	43,962.58	48,500	3,648.57	25,303.60		23,196.40	47.82 %
** TOTAL PRG SERIES: 000-099 ADMINISTRATION	43,962.58	48,500	3,648.57	25,303.60		23,196.40	47.82 %
105 GEN ADMIN SUPPORT	16,989.78	16,300	1,409.33	9,777.96		6,522.04	40.01 %
** TOTAL PRG SERIES: 100-199 DIST. SUPPORT SERV.	16,989.78	16,300	1,409.33	9,777.96		6,522.04	40.01 %
203 INTERMEDIATE (4-6)	460,348.12	470,000	37,078.01	257,251.13		212,748.87	45.26 %
** TOTAL PRG SERIES: 200-299 REGULAR INSTRUCTION	460,348.12	470,000	37,078.01	257,251.13		212,748.87	45.26 %

REPORT: EXPREV 341 EXP SUMMARY - PROGRAMS (PRG) WITHIN FUND  
 STATEMENT OF EXPENDITURES  
 DIST 0191 Burnsville-Eagan-Savage ISD191 ACCOUNTING PERIOD 01/01/12 TO 01/31/12

RUN: WED 032812 13:05 PAGE 10

PRG FD	PRIOR YEAR ACTUAL	REVISED BUDGET	01/01/12 TO 01/31/12	FISCAL YEAR 201107 EXPENDED THRU 01/31/12	ENCUMBERED THRU 01/31/12	REMAINING ON 01/31/12	PERCENT REMAINING
399 20							
399 VOCATIONAL-GENERAL	12,190.49	13,000	1,011.60	7,018.33		5,981.67	46.01 %
** TOTAL PRG SERIES: 300-399 VOCATIONAL INSTRUC.	12,190.49	13,000	1,011.60	7,018.33		5,981.67	46.01 %
420 SPECIAL ED-GENERAL	216,771.99	223,000	17,983.06	124,736.49		98,263.51	44.06 %
** TOTAL PRG SERIES: 400-499 SPECIAL ED INSTRUC.	216,771.99	223,000	17,983.06	124,736.49		98,263.51	44.06 %
505 COMM SERV - GENERAL	55,611.69	61,000	4,998.41	34,678.99		26,321.01	43.14 %
** TOTAL PRG SERIES: 500-599 COMMUNITY ED & SERV	55,611.69	61,000	4,998.41	34,678.99		26,321.01	43.14 %
605 GEN INSTRUC SUPPORT	35,624.60	31,500	2,571.24	17,839.17		13,660.83	43.36 %
** TOTAL PRG SERIES: 600-699 INSTRUC SUPPORT SERV	35,624.60	31,500	2,571.24	17,839.17		13,660.83	43.36 %
790 OTHER PUPIL SUPPORT SERVICES	70,551.01	72,000	5,853.41	40,610.87		31,389.13	43.59 %
** TOTAL PRG SERIES: 700-799 PUPIL SUPPORT SERV	70,551.01	72,000	5,853.41	40,610.87		31,389.13	43.59 %
810 OPERATIONS	45,161.34	45,000	3,742.60	26,003.84		18,996.16	42.21 %
** TOTAL PRG SERIES: 800-899 SITE, BUILDINGS, EQUIP	45,161.34	45,000	3,742.60	26,003.84		18,996.16	42.21 %
*** 20 ISF - DENTAL	957,211.60	980,300	78,296.23	543,220.38		437,079.62	44.58 %
050 SCHOOL ADMINISTRATION	173,301.34-	225,000	0.00	0.00		225,000.00	100.00 %
** TOTAL PRG SERIES: 000-099 ADMINISTRATION	173,301.34-	225,000	0.00	0.00		225,000.00	100.00 %
110 BUSINESS SERVICES	18,488.54	0	0.00	0.00		0.00	0.00 %
** TOTAL PRG SERIES: 100-199 DIST. SUPPORT SERV.	18,488.54	0	0.00	0.00		0.00	0.00 %
211 SECONDARY ED-GENERAL	195,073.99-	775,000	0.00	14,649.60		760,350.40	98.10 %
** TOTAL PRG SERIES: 200-299 REGULAR INSTRUCTION	195,073.99-	775,000	0.00	14,649.60		760,350.40	98.10 %
770 FOOD SERVICES	21,077.41	0	0.00	0.00		0.00	0.00 %
** TOTAL PRG SERIES: 700-799 PUPIL SUPPORT SERV	21,077.41	0	0.00	0.00		0.00	0.00 %

REPORT: EXPREV 341 EXP SUMMARY - PROGRAMS (PRG) WITHIN FUND  
 STATEMENT OF EXPENDITURES  
 DIST 0191 Burnsville-Eagan-Savage ISD191 ACCOUNTING PERIOD 01/01/12 TO 01/31/12

RUN: WED 032812 13:05 PAGE 11

PRG FD	PRIOR YEAR ACTUAL	REVISED BUDGET	01/01/12 TO 01/31/12	FISCAL YEAR 201107 EXPENDED THRU 01/31/12	ENCUMBERED THRU 01/31/12	REMAINING ON 01/31/12	PERCENT REMAINING
810 21	807.38	0	0.00	0.00		0.00	0.00 %
** TOTAL PRG SERIES: 800-899 SITE, BUILDINGS, EQUIP	807.38	0	0.00	0.00		0.00	0.00 %
*** 21 ISF - POST RETIREMENT BENEFIT	328,002.00	1,000,000	0.00	14,649.60		985,350.40	98.53 %
105 GEN ADMIN SUPPORT	16,051,224.50	15,500,000	0.00	0.00		15,500,000.00	100.00 %
** TOTAL PRG SERIES: 100-199 DIST. SUPPORT SERV.	16,051,224.50	15,500,000	0.00	0.00		15,500,000.00	100.00 %
*** 22 ISF - HEALTH SELECT 105	16,051,224.50	15,500,000	0.00	0.00		15,500,000.00	100.00 %
050 SCHOOL ADMINISTRATION	112,319.62	50,603	7,959.06	57,518.68		6,915.68	13.66-%
** TOTAL PRG SERIES: 000-099 ADMINISTRATION	112,319.62	50,603	7,959.06	57,518.68		6,915.68	13.66-%
110 BUSINESS SERVICES	106,012.45	80,946	7,007.09	50,567.52		30,378.48	37.52 %
** TOTAL PRG SERIES: 100-199 DIST. SUPPORT SERV.	106,012.45	80,946	7,007.09	50,567.52		30,378.48	37.52 %
211 SECONDARY ED-GENERAL	606,842.33	521,418	51,114.39	380,498.49		140,919.51	27.02 %
** TOTAL PRG SERIES: 200-299 REGULAR INSTRUCTION	606,842.33	521,418	51,114.39	380,498.49		140,919.51	27.02 %
810 OPERATIONS	0.00	77	0.00	0.00		77.00	100.00 %
** TOTAL PRG SERIES: 800-899 SITE, BUILDINGS, EQUIP	0.00	77	0.00	0.00		77.00	100.00 %
935 OPEB RETIREE CONTRIBUTIONS	510,799.66	705,056	44,120.44	312,960.63		392,095.37	55.61 %
** TOTAL PRG SERIES: 900-999 FISCAL & OTHER FIXED	510,799.66	705,056	44,120.44	312,960.63		392,095.37	55.61 %
*** 25 OPEB REVOCABLE TRUST	1,335,974.06	1,358,100	110,200.98	801,545.32		556,554.68	40.98 %
910 DEBT RED-BOND'D DEBT	987,650.00	1,578,400	1,099,650.00	1,578,850.00		450.00	0.02-%
** TOTAL PRG SERIES: 900-999 FISCAL & OTHER FIXED	987,650.00	1,578,400	1,099,650.00	1,578,850.00		450.00	0.02-%
*** 47 POST EMPLOYMENT BENEFITS	987,650.00	1,578,400	1,099,650.00	1,578,850.00		450.00	0.02-%
*** REPORT TOTALS:	154,613,528.80	161,161,125	17,297,646.61	73,209,548.48	1,338,679.90	86,612,896.62	53.74 %

**BURNSVILLE-EAGAN-SAVAGE**

**Independent School District 191**

**DISTRICT EXPENDITURES**

**BY**

**BUILDING/ORGANIZATIONAL UNIT**

**WITHIN FUND**

**January, 2012**

REPORT: EXPREV 132 EXP SUMMARY - BUILDING(ORG) WITHIN FUND  
 STATEMENT OF EXPENDITURES  
 DIST 0191 Burnsville-Eagan-Savage ISD191 ACCOUNTING PERIOD 01/01/12 TO 01/31/12

RUN: WED 032812 13:04 PAGE 1

ACCT STATUS: Active and Next Year Accts		ACCOUNT RANGES: 01 TO 99-999						
ORG FD	PRIOR YEAR ACTUAL	REVISD BUDGET	01/01/12 TO 01/31/12	EXPENDED THRU 01/31/12	FISCAL YEAR 201107 ENCUMBERED THRU 01/31/12	REMAINING ON 01/31/12	PERCENT REMAINING	
005 DISTRICTWIDE	9,361,163.25	8,924,488	759,966.77	5,346,536.04	80,434.92	3,497,517.04	39.19 %	
006 ADMIN BLDG	33,187.52	32,630	2,738.55	17,592.98		15,037.02	46.08 %	
007 ENVISION-PERFORMING ARTS CTR	238,964.36	0-	0.00	76.30		76.30-	0.00 %	
008 DIAMONDHEAD	883,286.38	823,378	55,039.87	442,609.67		380,768.33	46.24 %	
014 BURNSVILLE SR HIGH	17,337,575.07	16,089,696	1,311,173.22	7,575,931.17	31,219.95	8,482,544.88	52.72 %	
015 METCALF JR HIGH	5,689,538.09	5,079,453	415,085.66	2,384,298.06	813.54	2,694,341.40	53.04 %	
066 EAGLE RIDGE JR HIGH	5,786,111.20	5,059,618	424,737.33	2,363,525.83	5,895.98	2,690,196.19	53.16 %	
085 NICOLLET JR HIGH	6,917,588.49	4,946,092	397,749.51	2,253,647.04	5,541.78	2,686,903.18	54.32 %	
** TOTAL ORG SERIES: 000-099 DISTRICT WIDE	46,247,414.36	40,955,355	3,366,490.91	20,384,217.09	123,906.17	20,447,231.74	49.92 %	
100 ELEMENTARY SERVICES	460,128.59	2,373,480	91,756.38	229,320.73	95,600.00	2,048,559.27	86.31 %	
** TOTAL ORG SERIES: 100-199 ELEMENTARY SERVICES	460,128.59	2,373,480	91,756.38	229,320.73	95,600.00	2,048,559.27	86.31 %	
200 ELE/SEC SERVICES	8,554,340.43	8,427,083	331,775.59	3,024,376.70	93,753.82	5,308,952.48	62.99 %	
201 CLUSTER EAST	0.00	969,033	75,739.92	422,086.78		546,946.22	56.44 %	
202 CLUSTER WEST	0.00	924,362	74,826.64	411,132.57		513,229.43	55.52 %	
203 CLUSTER CENTRAL	0.00	1,175,095	98,078.26	526,648.05		648,446.95	55.18 %	
204 CLUSTER SECONDARY	0.00	824,698	58,392.31	325,834.78		498,863.22	60.49 %	
205 CLUSTER ECSE	0.00	1,579,907	124,061.26	776,364.47		803,542.53	50.86 %	

REPORT: EXPREV 132 EXP SUMMARY - BUILDING(ORG) WITHIN FUND  
 STATEMENT OF EXPENDITURES  
 DIST 0191 Burnsville-Eagan-Savage ISD191 ACCOUNTING PERIOD 01/01/12 TO 01/31/12

RUN: WED 032812 13:04 PAGE 2

ORG FD	PRIOR YEAR ACTUAL	REVISED BUDGET	01/01/12 01/31/12	FISCAL YEAR 201107 EXPENDED THRU 01/31/12	ENCUMBERED THRU 01/31/12	REMAINING ON 01/31/12	PERCENT REMAINING
299 01							
299 SUMMER SCHOOL	36,663.75	1,000	0.00	18,775.73		17,775.73	1777.57-%
** TOTAL ORG SERIES: 200-299 ELEM/SECOND SERVICES	8,591,004.18	13,901,178	762,873.98	5,505,219.08	93,753.82	8,302,205.10	59.72 %
300 SECONDARY SERVICES	455,384.63	599,365	84,635.26	300,375.44	0.01	298,989.55	49.88 %
314 BALC - SECONDARY	451,356.29	523,748	80,134.45	222,538.57		301,209.43	57.51 %
315 BALC - ELEM/JRH	727,262.49	711,386	36,024.77	393,802.62		317,583.38	44.64 %
** TOTAL ORG SERIES: 300-399 SECONDARY SERVICES	1,634,003.41	1,834,499	200,794.48	916,716.63	0.01	917,782.36	50.02 %
414 BESTransition SERVICES	816,283.56	940,918	71,440.56	375,874.37	29.24	565,014.39	60.04 %
481 CEDAR ELEMENTARY	3,453,073.08	2,179,324	157,985.13	925,197.68	1,103.56	1,253,022.76	57.49 %
482 GIDEON POND ELEMENTARY	3,010,716.29	2,971,171	249,926.50	1,340,499.57	3,507.51	1,627,163.92	54.76 %
483 EDW NEILL ELEMENTARY	4,076,045.28	3,767,697	312,166.65	1,738,075.76	3,442.49	2,026,178.75	53.77 %
484 MARION W SAVAGE ELEMENTARY	4,599,466.92	3,809,820	309,982.61	1,730,550.43	7,628.12	2,071,641.45	54.37 %
485 SIOUX TRAIL ELEMENTARY	3,455,864.00	3,141,574	262,735.36	1,475,137.84	3,136.63	1,663,299.53	52.94 %
486 VISTA VIEW ELEMENTARY	3,993,121.96	3,677,248	292,041.74	1,628,861.70	2,546.79	2,045,839.51	55.63 %
487 BYRNE ELEMENTARY	4,001,995.76	3,414,993	277,358.83	1,539,288.40	1,839.60	1,873,865.00	54.87 %
488 RAHN ELEMENTARY	3,596,278.02	3,484,589	283,415.13	1,592,260.54	6,769.11	1,885,559.35	54.11 %
489 SKY OAKS ELEMENTARY	4,660,743.18	4,902,233	410,842.40	2,112,025.90	4,113.50	2,786,093.60	56.83 %
490 HIDDEN VALLEY ELEMENTARY	5,524,650.76	4,851,612	385,280.01	2,174,792.29	2,032.19	2,674,787.52	55.13 %

REPORT: EXPREV 132 EXP SUMMARY - BUILDING(ORG) WITHIN FUND  
 STATEMENT OF EXPENDITURES  
 DIST 0191 Burnsville-Eagan-Savage ISD191 ACCOUNTING PERIOD 01/01/12 TO 01/31/12

RUN: WED 032812 13:04 PAGE 3

ORG FD	PRIOR YEAR ACTUAL	REVISED BUDGET	01/01/12 TO 01/31/12	FISCAL YEAR 201107 EXPENDED THRU 01/31/12	ENCUMBERED THRU 01/31/12	REMAINING ON 01/31/12	PERCENT REMAINING
491 01							
491 HARRIET BISHOP ELEMENTARY	4,911,613.19	4,210,508	329,921.82	2,023,040.47	5,495.67	2,181,971.86	51.82 %
** TOTAL ORG SERIES: 400-499 UNDEFINED ORG SERIES	46,099,852.00	41,351,687	3,343,096.74	18,655,604.95	41,644.41	22,654,437.64	54.78 %
500 ABE - AREA LEARNING CENTER	212,260.63	191,328	7,418.31	118,353.09		72,974.91	38.14 %
509 VALE	1,521,243.55	1,200	575.63	5,329.31		4,129.31	344.10 %
514 CEDAR ALTERNATIVE	1,746,327.03	2,731,088	166,503.80	872,280.81	8,570.01	1,850,237.18	67.74 %
516 ANTHONY LEWIS CENTER	37,962.82	100	23.64	107.97		7.97	7.97 %
520 OPTIONS TREATMENT CENTER	69,683.63	2,570	0.00	0.00		2,570.00	100.00 %
530 SUMMER ESY K-12 STRETCH PROG	63,878.66	300	0.00	47,970.42		47,670.42	5890.14 %
** TOTAL ORG SERIES: 500-599 COMMUNITY SERVICE	3,651,356.32	2,926,586	174,521.38	1,044,041.60	8,570.01	1,873,974.39	64.03 %
701 ST JOHN'S	22,306.23	10,771	880.94	5,780.82		4,990.18	46.32 %
** TOTAL ORG SERIES: 700-799 NONPUBLIC SCHOOL	22,306.23	10,771	880.94	5,780.82		4,990.18	46.32 %
*** 01 GENERAL	106,706,065.09	103,353,556	7,940,414.81	46,740,900.90	363,474.42	56,249,180.68	54.42 %
005 DISTRICTWIDE	783,444.06	868,628	38,865.78	408,014.38	2,245.01	458,368.61	52.76 %
014 BURNSVILLE SR HIGH	608,856.93	620,930	65,912.82	292,267.35		328,662.65	52.93 %
015 METCALF JR HIGH	356,301.30	454,537	40,779.42	173,434.40		281,102.60	61.84 %
066 EAGLE RIDGE JR HIGH	336,911.16	334,989	36,987.87	153,144.61	4.29	181,840.10	54.28 %
085 NICOLLET JR HIGH	278,553.75	280,479	31,772.06	139,221.32	12.17	141,245.51	50.35 %
** TOTAL ORG SERIES: 000-099 DISTRICT WIDE	2,364,067.20	2,559,563	214,317.95	1,166,082.06	2,261.47	1,391,219.47	54.35 %
482 GIDEON POND ELEMENTARY	186,784.81	175,230	18,929.89	88,372.62		86,857.38	49.56 %

REPORT: EXPREV 132 EXP SUMMARY - BUILDING(ORG) WITHIN FUND  
 STATEMENT OF EXPENDITURES  
 DIST 0191 Burnsville-Eagan-Savage ISD191 ACCOUNTING PERIOD 01/01/12 TO 01/31/12

RUN: WED 032812 13:04 PAGE 4

ORG FD	PRIOR YEAR ACTUAL	REVIS BUDGET	01/01/12 01/31/12	FISCAL YEAR 201107 EXPENDED THRU 01/31/12	ENCUMBERED THRU 01/31/12	REMAINING ON 01/31/12	PERCENT REMAINING
483 EDW NEILL ELEMENTARY	171,890.65	178,881	17,538.43	82,932.71		95,948.29	53.63 %
484 MARION W SAVAGE ELEMENTARY	192,824.06	193,008	20,806.88	94,664.02		98,343.98	50.95 %
485 SIOUX TRAIL ELEMENTARY	187,976.87	183,627	20,421.35	85,443.50		98,183.50	53.46 %
486 VISTA VIEW ELEMENTARY	190,196.04	191,757	20,648.28	94,272.47	17.95	97,466.58	50.82 %
487 BYRNE ELEMENTARY	182,214.71	181,549	19,299.55	89,236.46		92,312.54	50.84 %
488 RAHN ELEMENTARY	164,519.39	154,287	23,243.01	97,420.31		56,866.69	36.85 %
489 SKY OAKS ELEMENTARY	234,614.23	256,235	32,195.65	140,318.24		115,916.76	45.23 %
490 HIDDEN VALLEY ELEMENTARY	236,999.02	269,411	26,980.26	129,985.27		139,425.73	51.75 %
491 HARRIET BISHOP ELEMENTARY	218,964.00	232,840	23,789.56	114,119.47		118,720.53	50.98 %
** TOTAL ORG SERIES: 400-499	1,966,983.78	2,016,825	223,852.86	1,016,765.07	17.95	1,000,041.98	49.58 %
UNDEFINED ORG SERIES							
*** 02 FOOD SERVICE	4,331,050.98	4,576,388	438,170.81	2,182,847.13	2,279.42	2,391,261.45	52.25 %
005 DISTRICTWIDE	6,557,762.00	6,568,891	767,266.17	2,691,931.99		3,876,959.01	59.01 %
** TOTAL ORG SERIES: 000-099	6,557,762.00	6,568,891	767,266.17	2,691,931.99		3,876,959.01	59.01 %
DISTRICT WIDE							
*** 03 TRANSPORTATION	6,557,762.00	6,568,891	767,266.17	2,691,931.99		3,876,959.01	59.01 %
005 DISTRICTWIDE	0.00	2,000	0.00	0.00		2,000.00	100.00 %
008 DIAMONDHEAD	70,641.00	2,500-	0.00	0.00		2,500.00-	100.00 %
014 BURNSVILLE SR HIGH	40,913.04	39,191	200.00	5,496.94		33,694.06	85.97 %
** TOTAL ORG SERIES: 000-099	111,554.04	38,691	200.00	5,496.94		33,194.06	85.79 %
DISTRICT WIDE							
482 GIDEON POND ELEMENTARY	47,691.41	59,866	4,158.93	21,849.87		38,016.13	63.50 %

REPORT: EXPREV 132 EXP SUMMARY - BUILDING(ORG) WITHIN FUND  
 STATEMENT OF EXPENDITURES  
 DIST 0191 Burnsville-Eagan-Savage ISD191 ACCOUNTING PERIOD 01/01/12 TO 01/31/12

RUN: WED 032812 13:04 PAGE 5

ORG FD	PRIOR YEAR ACTUAL	REVISED BUDGET	01/01/12 TO 01/31/12	FISCAL YEAR 201107 EXPENDED THRU 01/31/12	ENCUMBERED THRU 01/31/12	REMAINING ON 01/31/12	PERCENT REMAINING
483 04							
483 EDW NEILL ELEMENTARY	52,337.05	53,111	4,374.69	23,781.01		29,329.99	55.22 %
484 MARION W SAVAGE ELEMENTARY	58,962.30	49,284	3,643.78	19,739.86		29,544.14	59.94 %
485 SIOUX TRAIL ELEMENTARY	246,691.90	200,626	15,715.61	101,566.47		99,059.53	49.37 %
486 VISTA VIEW ELEMENTARY	225,315.81	150,188	16,824.00	107,993.67		42,194.33	28.09 %
487 BYRNE ELEMENTARY	66,192.23	72,277	6,813.48	33,983.77		38,293.23	52.98 %
488 RAHN ELEMENTARY	63,150.48	154,813	9,637.75	53,439.55		101,373.45	65.48 %
489 SKY OAKS ELEMENTARY	374,966.65	282,994	21,250.34	178,799.18		104,194.82	36.81 %
490 HIDDEN VALLEY ELEMENTARY	352,345.71	246,732	17,612.02	184,879.52		61,852.48	25.06 %
491 HARRIET BISHOP ELEMENTARY	347,433.77	308,052	21,841.62	167,970.64		140,081.36	45.47 %
** TOTAL ORG SERIES: 400-499 UNDEFINED ORG SERIES	1,835,087.31	1,577,943	121,872.22	894,003.54		683,939.46	43.34 %
500 ABE - AREA LEARNING CENTER	4,398,208.31	4,263,867	267,841.12	1,882,548.14	3,882.48	2,377,436.38	55.75 %
** TOTAL ORG SERIES: 500-599 COMMUNITY SERVICE	4,398,208.31	4,263,867	267,841.12	1,882,548.14	3,882.48	2,377,436.38	55.75 %
701 ST JOHN'S	73,727.48	103,396	5,662.17	47,686.15		55,709.85	53.88 %
799 HOME SCHOOLS	4,148.83	3,000	0.00	3,009.78		9.78	0.32 %
** TOTAL ORG SERIES: 700-799 NONPUBLIC SCHOOL	77,876.31	106,396	5,662.17	50,695.93		55,700.07	52.35 %
*** 04 COMMUNITY SERVICE	6,422,725.97	5,986,897	395,575.51	2,832,744.55	3,882.48	3,150,269.97	52.61 %
005 DISTRICTWIDE	209,494.05	1,616,000	147,274.57	844,875.41	69,703.75	701,420.84	43.40 %
006 ADMIN BLDG	24,227.50	3,000	0.00	0.00		3,000.00	100.00 %

REPORT: EXPREV 132 EXP SUMMARY - BUILDING(ORG) WITHIN FUND  
 STATEMENT OF EXPENDITURES  
 DIST 0191 Burnsville-Eagan-Savage ISD191 ACCOUNTING PERIOD 01/01/12 TO 01/31/12

RUN: WED 032812 13:04 PAGE 6

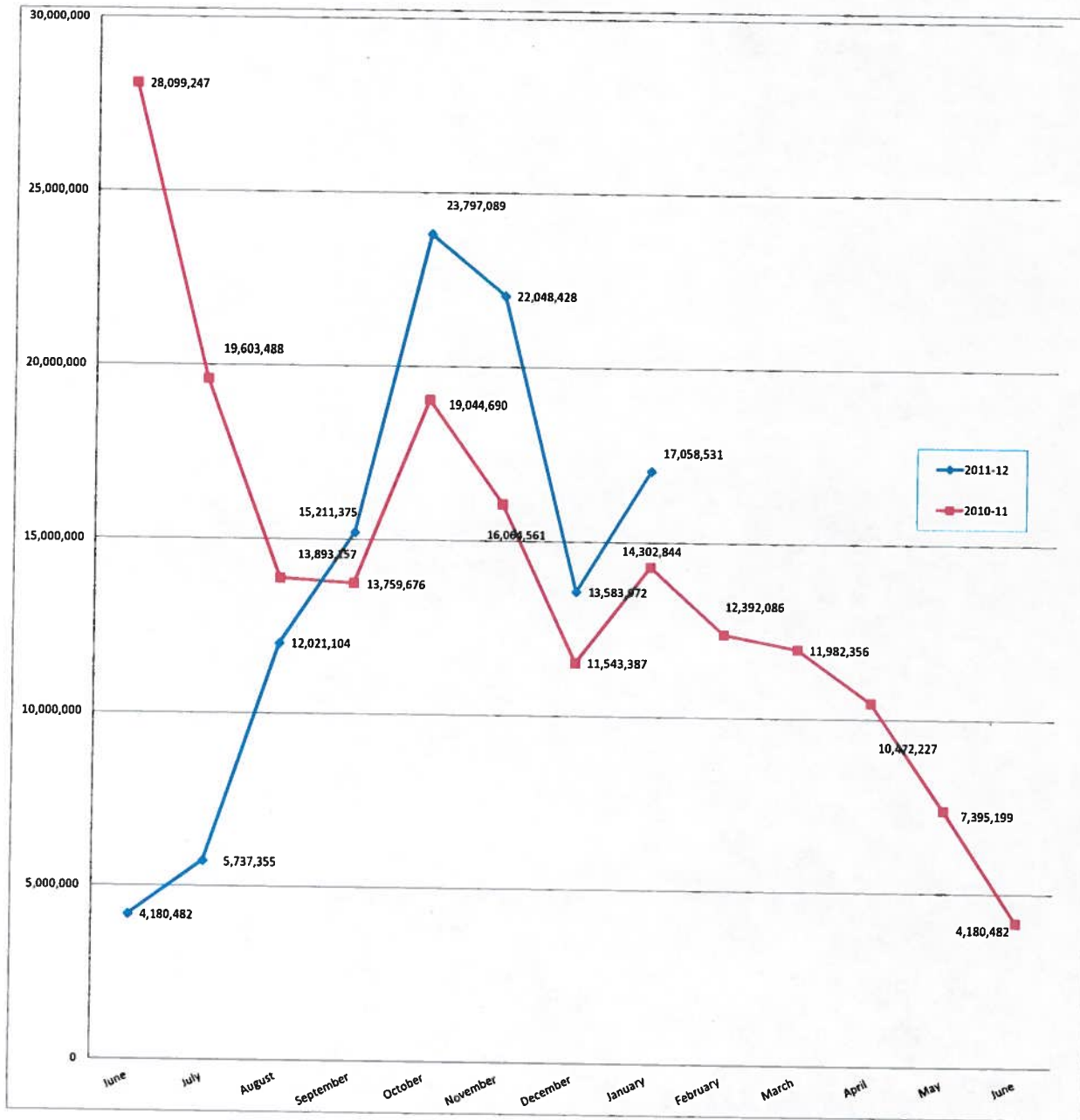
ORG FD	PRIOR YEAR ACTUAL	REVISED BUDGET	01/01/12 TO 01/31/12	FISCAL YEAR 201107 EXPENDED THRU 01/31/12	ENCUMBERED THRU 01/31/12	REMAINING ON 01/31/12	PERCENT REMAINING
008 06	0.00	0	7,580.00	7,580.00		7,580.00-	0.00 %
008 DIAMONDHEAD							
014 BURNSVILLE SR HIGH	2,509,912.47	9,113,000	238,311.77	6,555,036.77	856,499.83	1,701,463.40	18.67 %
015 METCALF JR HIGH	103,251.19	130,000	0.00	108,107.82	5,640.01	16,252.17	12.50 %
066 EAGLE RIDGE JR HIGH	2,296.19	100,000	0.00	54,030.61		45,969.39	45.96 %
085 NICOLLET JR HIGH	13,257.32	170,000	0.00	175,281.11	13,414.99	18,696.10-	10.99-%
** TOTAL ORG SERIES: 000-099 DISTRICT WIDE	2,862,438.72	11,132,000	393,166.34	7,744,911.72	945,258.58	2,441,829.70	21.93 %
482 GIDEON POND ELEMENTARY	0.00	50,000	0.00	0.00		50,000.00	100.00 %
484 MARION W SAVAGE ELEMENTARY	5,656.16	250,000	198.00	198.00		249,802.00	99.92 %
485 SIOUX TRAIL ELEMENTARY	0.00	50,000	0.00	0.00		50,000.00	100.00 %
486 VISTA VIEW ELEMENTARY	0.00	50,000	0.00	0.00		50,000.00	100.00 %
489 SKY OAKS ELEMENTARY	15,268.80	33,000	0.00	0.00		33,000.00	100.00 %
490 HIDDEN VALLEY ELEMENTARY	30,567.19	200,000	0.00	134,951.12	23,785.00	41,263.88	20.63 %
491 HARRIET BISHOP ELEMENTARY	1,720.00	5,000	0.00	0.00		5,000.00	100.00 %
** TOTAL ORG SERIES: 400-499 UNDEFINED ORG SERIES	53,212.15	638,000	198.00	135,149.12	23,785.00	479,065.88	75.08 %
*** 06 CAPITAL PROJECTS	2,915,650.87	11,770,000	393,364.34	7,880,060.84	969,043.58	2,920,895.58	24.81 %
005 DISTRICTWIDE	7,658,255.25	7,489,579	6,006,276.93	7,485,830.69		3,748.31	0.05 %
** TOTAL ORG SERIES: 000-099 DISTRICT WIDE	7,658,255.25	7,489,579	6,006,276.93	7,485,830.69		3,748.31	0.05 %
*** 07 DEBT SERVICE	7,658,255.25	7,489,579	6,006,276.93	7,485,830.69		3,748.31	0.05 %
005 DISTRICTWIDE	841,812.96	846,750	57,859.03	392,522.76		454,227.24	53.64 %
** TOTAL ORG SERIES: 000-099 DISTRICT WIDE	841,812.96	846,750	57,859.03	392,522.76		454,227.24	53.64 %
*** 08 FLEX BENEFIT FUND	841,812.96	846,750	57,859.03	392,522.76		454,227.24	53.64 %

REPORT: EXPREV 132 EXP SUMMARY - BUILDING(ORG) WITHIN FUND  
 STATEMENT OF EXPENDITURES  
 DIST 0191 Burnsville-Eagan-Savage ISD191 ACCOUNTING PERIOD 01/01/12 TO 01/31/12

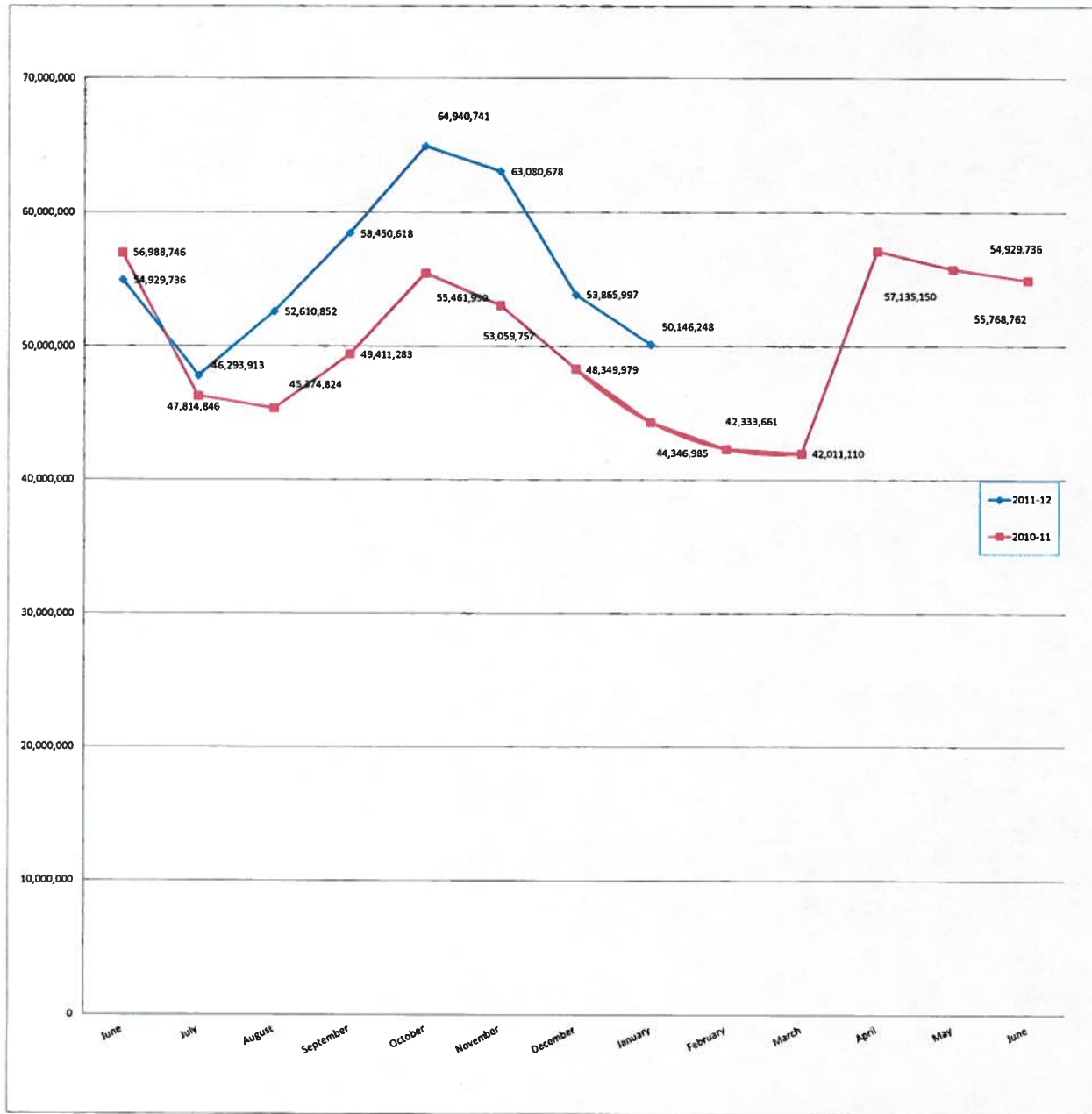
RUN: WED 032812 13:04 PAGE 7

ORG FD	PRIOR YEAR ACTUAL	REVISED BUDGET	01/01/12 TO 01/31/12	FISCAL YEAR 201107 EXPENDED THRU 01/31/12	ENCUMBERED THRU 01/31/12	REMAINING ON 01/31/12	PERCENT REMAINING
300 SECONDARY SERVICES	60,895.25	42,000	1,150.00	7,381.83		34,618.17	82.42 %
** TOTAL ORG SERIES: 300-399	60,895.25	42,000	1,150.00	7,381.83		34,618.17	82.42 %
SECONDARY SERVICES							
*** 09 SCHOLARSHIP FUND	60,895.25	42,000	1,150.00	7,381.83		34,618.17	82.42 %
005 DISTRICTWIDE	2,058.50	0	0.00	0.00		0.00	0.00 %
** TOTAL ORG SERIES: 000-099	2,058.50	0	0.00	0.00		0.00	0.00 %
DISTRICT WIDE							
*** 11 RHEAUME EDUCATIONAL FUND	2,058.50	0	0.00	0.00		0.00	0.00 %
008 CAFE	113,193.77	110,264	9,421.80	57,062.49		53,201.51	48.24 %
** TOTAL ORG SERIES: 000-099	113,193.77	110,264	9,421.80	57,062.49		53,201.51	48.24 %
DISTRICT WIDE							
*** 15 CAFE	113,193.77	110,264	9,421.80	57,062.49		53,201.51	48.24 %
005 DISTRICTWIDE	957,211.60	980,300	78,296.23	543,220.38		437,079.62	44.58 %
** TOTAL ORG SERIES: 000-099	957,211.60	980,300	78,296.23	543,220.38		437,079.62	44.58 %
DISTRICT WIDE							
*** 20 ISF - DENTAL	957,211.60	980,300	78,296.23	543,220.38		437,079.62	44.58 %
005 DISTRICTWIDE	328,002.00-	1,000,000	0.00	14,649.60		985,350.40	98.53 %
** TOTAL ORG SERIES: 000-099	328,002.00-	1,000,000	0.00	14,649.60		985,350.40	98.53 %
DISTRICT WIDE							
*** 21 ISF - POST RETIREMENT BENEFIT	328,002.00-	1,000,000	0.00	14,649.60		985,350.40	98.53 %
005 DISTRICTWIDE	16,051,224.50	15,500,000	0.00	0.00		15,500,000.00	100.00 %
** TOTAL ORG SERIES: 000-099	16,051,224.50	15,500,000	0.00	0.00		15,500,000.00	100.00 %
DISTRICT WIDE							
*** 22 ISF - HEALTH SELECT 105	16,051,224.50	15,500,000	0.00	0.00		15,500,000.00	100.00 %
005 DISTRICTWIDE	1,335,974.06	1,358,100	110,200.98	801,545.32		556,554.68	40.98 %
** TOTAL ORG SERIES: 000-099	1,335,974.06	1,358,100	110,200.98	801,545.32		556,554.68	40.98 %
DISTRICT WIDE							
*** 25 OPEB REVOCABLE TRUST	1,335,974.06	1,358,100	110,200.98	801,545.32		556,554.68	40.98 %
005 DISTRICTWIDE	987,650.00	1,578,400	1,099,650.00	1,578,850.00		450.00-	0.02-%
** TOTAL ORG SERIES: 000-099	987,650.00	1,578,400	1,099,650.00	1,578,850.00		450.00-	0.02-%
DISTRICT WIDE							
*** 47 POST EMPLOYMENT BENEFITS	987,650.00	1,578,400	1,099,650.00	1,578,850.00		450.00-	0.02-%
*** REPORT TOTALS:	154,613,528.80	161,161,125	17,297,646.61	73,209,548.48	1,338,679.90	86,612,896.62	53.74 %

GENERAL FUND 2010-11, 2011-12  
CASH INVESTMENTS

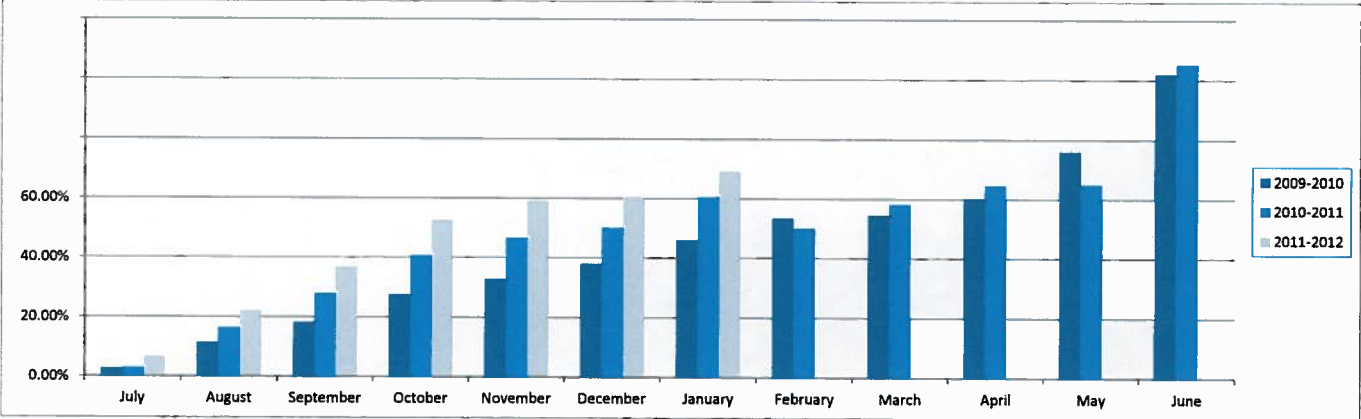


ALL FUNDS 2010-11, 2011-12  
CASH INVESTMENTS



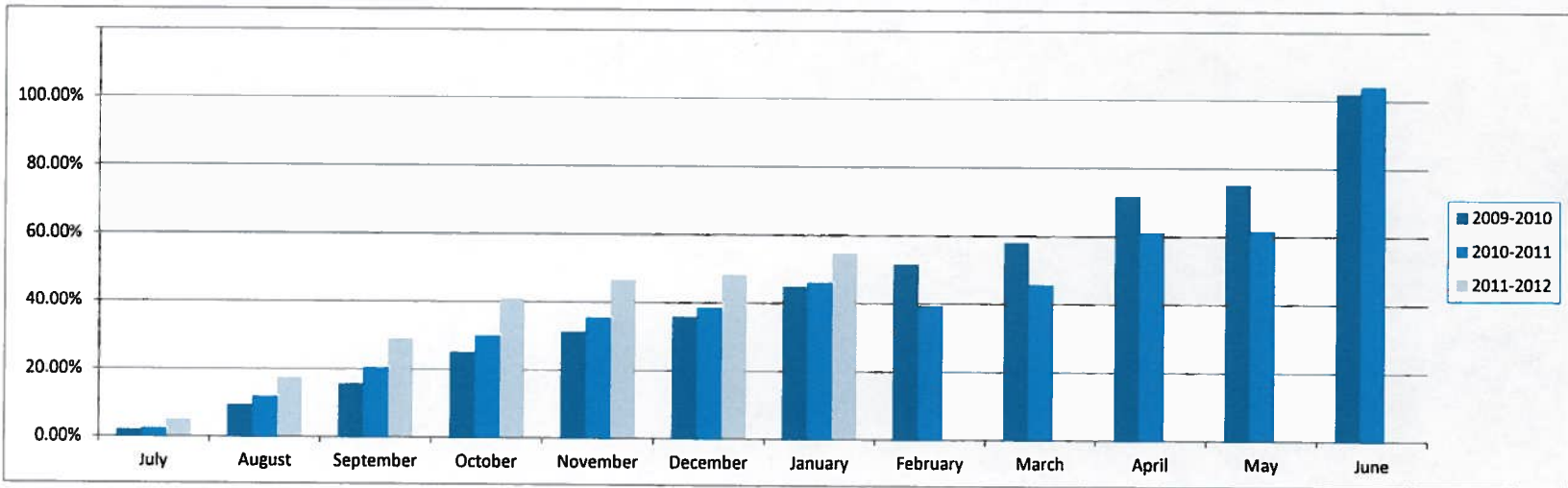
**REVENUE COMPARISON  
GENERAL FUND**

	2009-2010		2010-2011		2011-2012	
	\$	%	\$	%	\$	%
July	2,871,521	2.65%	3,122,179	2.86%	7,093,997	6.62%
August	12,347,748	11.37%	17,936,449	16.44%	23,532,598	21.96%
September	19,851,576	18.29%	30,322,237	27.78%	39,551,743	36.91%
October	29,813,213	27.46%	44,402,827	40.69%	56,355,393	52.59%
November	35,667,576	32.86%	50,842,027	46.59%	63,472,487	59.23%
December	41,257,584	38.00%	54,770,566	50.19%	65,012,573	60.67%
January	50,066,633	46.12%	66,187,965	60.65%	74,806,802	69.13%
February	57,948,551	53.38%	54,620,881	50.05%		
March	59,159,506	54.49%	63,578,814	58.26%		
April	65,449,135	60.29%	70,584,775	64.68%		
May	82,572,487	76.06%	71,023,409	65.08%		
June	110,681,782	102.00%	114,885,450	105.27%		
<b>BUDGET</b>	<b>108,560,562</b>	<b>100.00%</b>	<b>109,133,898</b>	<b>100.00%</b>	<b>109,012,175</b>	<b>100.00%</b>



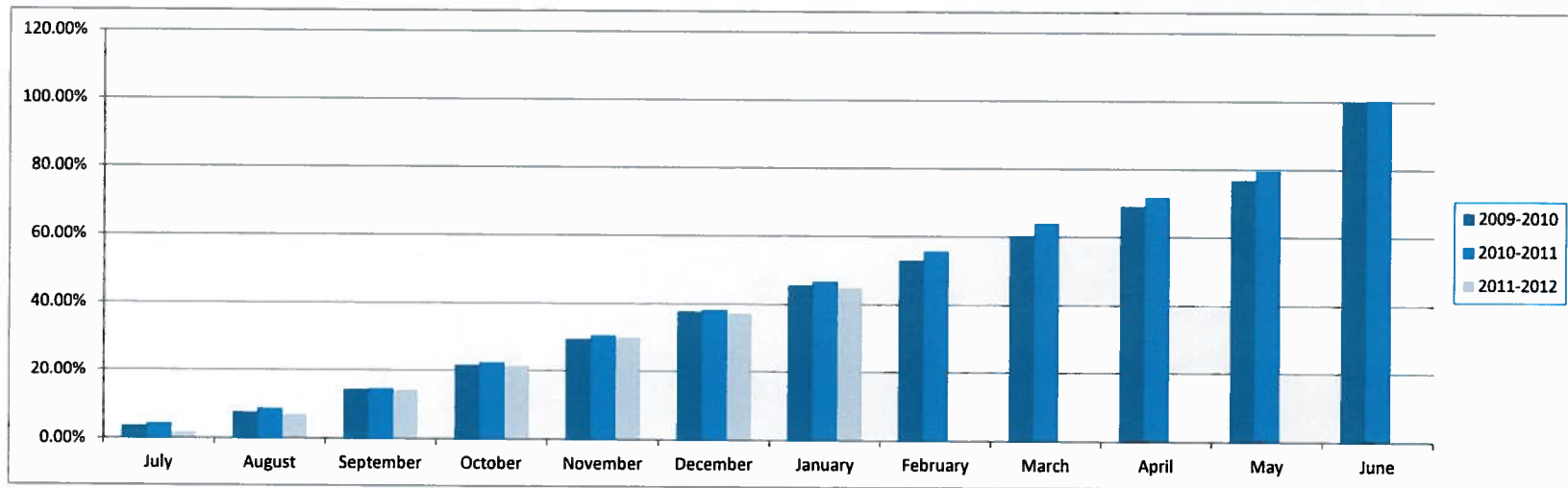
**REVENUE COMPARISON  
ALL FUNDS**

	2009-2010		2010-2011		2011-2012	
	\$	%	\$	%	\$	%
July	2,664,432	1.96%	3,960,044	2.43%	7,383,166	5.12%
August	12,740,367	9.36%	19,404,774	11.90%	25,261,709	17.51%
September	21,310,025	15.66%	33,360,592	20.49%	41,882,133	29.02%
October	34,096,925	25.06%	48,751,886	29.94%	59,133,007	40.97%
November	42,519,169	31.25%	57,799,789	35.49%	67,424,877	46.72%
December	48,868,132	35.92%	62,794,901	38.56%	69,852,511	48.40%
January	61,109,978	44.92%	75,192,383	46.17%	80,977,156	54.91%
February	70,277,617	51.66%	64,338,993	39.51%		
March	79,114,548	58.15%	74,733,309	45.89%		
April	97,529,879	71.69%	99,609,270	61.17%		
May	102,286,812	75.18%	100,463,856	61.69%		
June	139,247,681	102.00%	169,806,319	104.27%		
<b>BUDGET</b>	<b>136,048,053</b>	<b>100.00%</b>	<b>162,845,064</b>	<b>100.00%</b>	<b>146,164,218</b>	<b>100.00%</b>



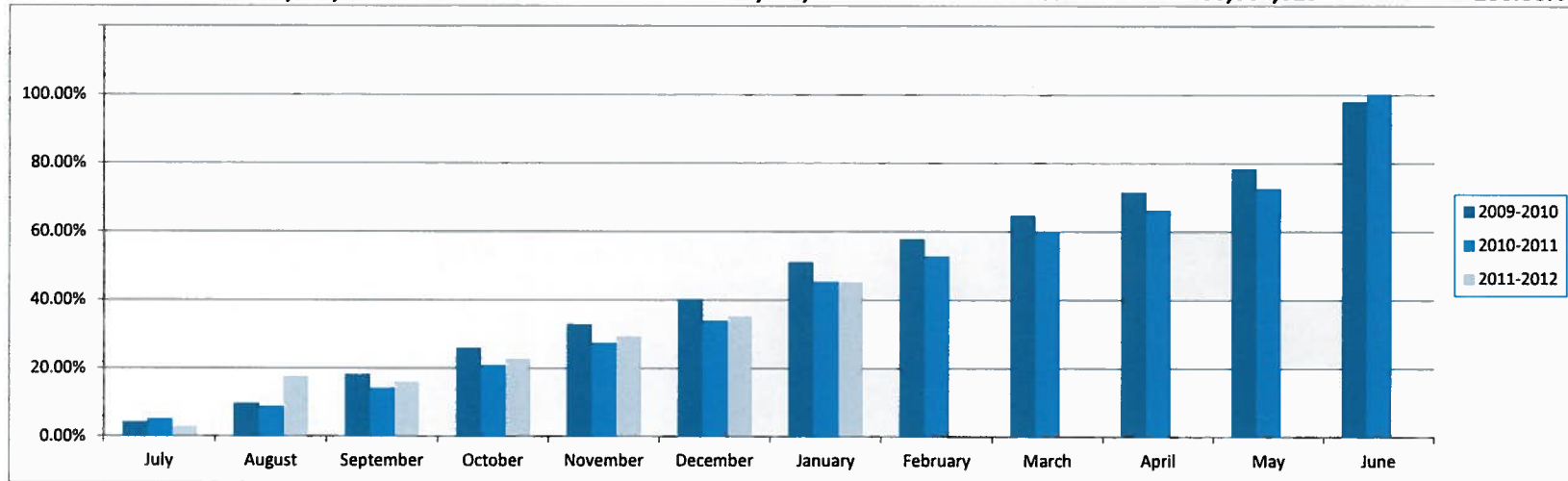
**EXPENDITURE COMPARISON  
GENERAL FUND**

	2009-2010		2010-2011		2011-2012	
	\$	%	\$	%	\$	%
July	3,991,603	3.51%	4,922,278	4.36%	1,920,659	1.76%
August	8,598,373	7.56%	9,854,424	8.74%	7,602,157	6.96%
September	16,345,602	14.37%	16,577,212	14.70%	15,549,941	14.24%
October	24,614,501	21.64%	25,373,519	22.49%	23,463,345	21.48%
November	33,449,701	29.41%	34,477,970	30.57%	32,846,900	30.07%
December	42,953,275	37.76%	43,159,365	38.26%	40,659,617	37.23%
January	51,693,027	45.45%	52,790,539	46.80%	49,371,206	44.91%
February	60,420,404	53.12%	62,902,754	55.76%		
March	68,678,042	60.38%	72,217,528	64.02%		
April	78,631,287	69.13%	81,095,423	71.89%		
May	87,561,326	76.98%	89,930,101	79.72%		
June	113,579,418	100.00%	113,377,017	100.51%		
<b>BUDGET</b>	<b>113,744,870</b>	<b>100.00%</b>	<b>112,801,550</b>	<b>100.00%</b>	<b>110,579,116</b>	<b>100.00%</b>



**EXPENDITURE COMPARISON  
ALL FUNDS**

	2009-2010		2010-2011		2011-2012	
	\$	%	\$	%	\$	%
July	6,321,339	4.21%	7,653,209	4.99%	4,443,384	2.80%
August	14,393,486	9.60%	13,296,265	8.68%	25,261,709	17.51%
September	27,125,784	18.08%	21,612,757	14.10%	25,168,247	15.85%
October	38,667,515	25.77%	31,685,546	20.68%	35,939,090	22.64%
November	49,181,701	32.78%	41,975,355	27.39%	46,557,513	29.33%
December	60,376,525	40.24%	51,987,145	33.92%	55,841,757	35.17%
January	76,723,843	51.14%	69,667,002	45.46%	73,137,729	45.38%
February	86,645,731	57.75%	81,081,869	52.91%		
March	97,091,351	64.71%	91,721,194	59.85%		
April	107,417,805	71.59%	101,449,986	66.20%		
May	117,564,453	78.36%	111,236,213	72.59%		
June	146,794,683	98.00%	153,708,757	100.30%		
<b>BUDGET</b>	<b>113,744,870</b>	<b>100.00%</b>	<b>153,243,891</b>	<b>100.00%</b>	<b>160,061,023</b>	<b>100.00%</b>



**AGENDA II-B-6  
February 16, 2012**



**TO: Members, Board of Education**

**FROM: Lisa K. Rider, Executive Director of Business Services**


**DATE: February 16, 2012**

**RE: Reject Bids for the 2012 M.W. Savage Elementary Heating Plant Replacement and HVAC Alterations project.**

**RECOMMENDATION:** That the board of education reject bids for the 2012 M. W. Savage Elementary heating plant replacement and HVAC alterations.

Bids were accepted on January 26, 2012 for the Marion W. Savage Elementary School heating plant replacement and HVAC alterations project. However, due to the fact that these bids exceeded the estimate and the and the threshold of \$1,400,000 set by the Minnesota Department of Education's requirement for a Review and comment submittal under Minn Stat 123B.59, the school board must reject the bids. The district is working with the Minnesota Department of Education to fulfill requirements under the state statute.

Please do not hesitate in contacting me should you have any concerns or questions.



TO: Members, Board of Education

Agenda II.B.7  
February 16, 2012

FROM: Randy Clegg, Superintendent

DATE: February 10, 2012

RE: Schedule Closed Session

**Recommendation:** That the Board of Education schedule Closed Sessions following the regularly scheduled board meetings on March 1 and March 22, 2012, for the discussion of negotiation strategies.



**AGENDA III-A  
February 16, 2012**

**TO: Members, Board of Education**

**FROM: Lisa K. Rider, Executive Director of Business Services**

**DATE: February 16, 2012**

**RE: Preliminary Guidelines & Assumptions for Developing 2012/2013 General Fund Budget.**

I am requesting that the school board receive the following preliminary guidelines and assumptions for developing the 2012/2013 General Fund Budget.

**Enrollments**

Enrollment projections used in planning the 2012/2013 budget are reflective of the projected end of year numbers for which our district anticipates funding to be based upon. The 2012/2013 budget will be based upon the projection of 9,426 ADM's, a decrease of 124 ADM's from the estimated 9,550 ADM's used in the revised 2011/2012 budget.

**Revenues**

It is recommended that the initial budget include the current legislative amount for the general education formula of \$5,224, a \$50/ADM increase over the amount for 2011/2012 budget. Even with the increase in the general education formula, we will receive less federal funding in the area of Ed Jobs funds for 2012/2013 compared to 2011/2012. With the district in the process of discussing the approval of Q-Comp (ProPay) funding, we are currently budgeting for both revenue and expenditures. This may require adjustment as further information is known. Therefore, it is anticipated the proposed adopted revenue budget for 2012/2013 will be more if a Q-Comp (Pro-Pay) plan is approved for 2012/2013 and likely the expenditures will also be greater in an amount equal to the increase in Q-Comp.

## **Expenditures**

All general fund expenditures will be adjusted at inflationary rates consistent with historical averages and trends for purposes of preparing the 2012/2013 budget. We expect to propose a balanced budget with options recommended for the possible use of fund balance should the Board of Education decide to use fund balance for the 2012/2013 budget.

To balance the budget assuming the inflationary increase inherent in our budget, we will be looking to find reductions from the current Revised 2011/2012 budget in the amount of \$5 to \$6 million dollars. Current planning is using average salaries and benefits and a more defined amount will be included in the proposed adopted budget for the board to consider.

Our long-range forecast for budget shows a continued need to reduce budget similarly each year through at least 2014/2015 assuming no significant change in state funding. The concern is that the revenue funding from the state has not kept pace with inflationary expenditures and we will need to continue to reduce expenditures to maintain a fiscally sound fund balance.

## **Fund Balance**

School Board Policy (DAA) recommends a minimum unassigned general fund balance of 8%. Currently, the unassigned general fund balance for June 30, 2012 is projected to be about 8.9% of average expenditures. At this time we are working to provide a budget that will maintain an estimated unassigned general fund balance of at least 8% for the Board of Education to review. This process will stay within the current policy. At the time of adoption, the Board of Education is expected to either approve a budget within the fund balance policy or an action to waive the fund balance policy would be made prior to adoption of the 2012/2013 budget.

Please feel free to contact me should you have any questions.

**AMENDED  
AGENDA III-B  
February 16, 2012**



**TO: Members, Board of Education**

**FROM: Lisa K. Rider, Executive Director of Business Services**

**DATE: February 16, 2012**

**RE: Call for Re-bid of M.W. Savage Elementary Heating Plant Replacement and HVAC Alterations project upon receipt of Commissioner's Letter of Approval for Review and Comment.**

**RECOMMENDATION:** That the board of education approve the call for re-bid of 2012 M. W. Savage Elementary heating plant replacement and HVAC alterations upon receipt of the Commissioner's Letter of Approval for Review and Comment.

On this evening's consent agenda, we requested the bids received on January 26, 2012 for the Marion W. Savage Elementary heating plant replacement and HVAC alterations be rejected.

Due to a change in the estimates, the project moved over a statutory \$1.4 million threshold. We are, therefore, required to submit a Review and Comment to Minnesota Department of Education with revised estimates. We have heard from the Minnesota Department of Education that they require more time for the completion of the approval process. Statute allows the department to use up to 60 days for approval; we are hopeful the approval will be received sooner. As this project must be started and completed within a specific time period to allow for the operation of the building, the additional time for publication of the re-bid, request receipt and award of bids places a strain on the planned timeline. In an effort to move this timeline along as quickly as possible, I recommend board approval to call for re-bid effective as soon as the Commissioner's approval letter is received. Once we are in receipt of the approval letter from the Minnesota Department of Education Commissioner it will be placed on the next board agenda for your review and formal approval. Your approval tonight will allow for us to move forward with the publications necessary for the re-bid of the project.

Please do not hesitate in contacting me should you have any concerns or questions.

---

TO: Members, Board of Education

Agenda III.C  
February 16, 2012

FROM: Randy Clegg, Superintendent

DATE: February 9, 2012

RE: District 191 Strategic Road Map

Public education is confronted with many challenges. The reality that schools now face is much different than it was even just a few years ago. The world has become more complex and expectations for schools continue to rise. More is expected from our students and from public education yet resources have dramatically dwindled and are likely to remain scarce for years to come. Our focus must be on aligning and prioritizing our limited resources to ensure that our students are real-world-ready and able to compete in a global economy and live successful lives.

It is the role of the Board of Education to provide the framework of mission, core values and vision which guides district administration as they plan, prioritize and align the work of the entire organization.

With input and feedback from the wider community, members of the Burnsville-Eagan-Savage School District 191 Board of Education have created a Strategic Road Map. The Road Map will give direction to all work across the district for several years to come. It will help answer questions like: How can we improve academic results? How can we continue to attract and retain top talent? How can we continue to provide a high-quality education with limited resources? How can we make sure we're meeting the needs of our students, our families and the community?

The first step in creating the Strategic Road Map was to develop a mission statement, core values and vision for the district — a process that had not been done for several years. The mission describes the core purpose of the district while the values summarize what matters most in District 191. The vision outlines what the district intends to create and the experiences it hopes to provide.

Board members put much time and effort into creating a draft document. Then, they sought feedback from students, families, staff members and community residents through an online survey (in English, Somali and Spanish), paper surveys and small group

discussions. Board members revisited the Road Map and modified it based upon the feedback they received.

The document being received tonight reflects those changes. When adopted by the Board in its final draft, it will become the strong foundation on which measurable strategic directions and actions will be built. Upon final approval district staff will begin developing the metrics which will be used to monitor progress toward the district's vision and operational plans which map out improvement initiatives and measurable work that will move the organization toward attainment of the board's vision.

# ISD 191 Strategic Roadmap

January, 2012

<p><b>Mission DRAFT</b> <span style="float: right;"><i>Our Core Purpose</i></span></p> <p style="text-align: center;"><i>Our Schools will Empower Learning, Energize Achievement, Embrace Community</i></p> <p style="text-align: center;"><b>Each Student Real-World-Ready</b></p>	<p><b>District Core Values DRAFT</b> <span style="float: right;"><i>Drivers of our Words and Actions</i></span></p> <p>Expectations: <span style="float: right;"><i>I will set a high bar for myself and others in learning, behavior, commitment to do one's best and service to others and community</i></span></p> <p>Respect: <span style="float: right;"><i>I will honor the uniqueness of myself and others</i></span></p> <p>Integrity: <span style="float: right;"><i>I will do the right thing...even when no one is looking</i></span></p> <p>Partnership: <span style="float: right;"><i>I will engage in relationships and action which empowers learning for ALL</i></span></p>
<p><b>Vision 2015 DRAFT</b> <span style="float: right;"><i>What We Intend to Create and Experience</i></span></p> <p>ISD 191 will become the leading and preferred source of learning and education for its students and adult learners because we:</p> <ul style="list-style-type: none"> <li>• Serve the unique needs of our students, families and communities first and foremost</li> <li>• Provide relevant and engaging student learning and enrichment leading to college and career readiness for all</li> <li>• Develop innovative, attractive and aligned academic programs, support services, and opportunities</li> <li>• Invest and engage in real partnership across those with differing interests, talents, assets and opportunities aligned with district mission and core values</li> <li>• Energize and leverage our community diversity in all forms as unique and valued assets for developing true real-world-ready learners and citizens</li> <li>• Attract, value, retain and develop the very best employees in education and operations to serve our students and families</li> </ul>	<p><b>Strategic Directions</b> <span style="float: right;"><i>Focused Allocation of Resources</i></span></p> <ol style="list-style-type: none"> <li>A. Increase student engagement and learning, dramatically reduce the achievement gap and improve the process of teaching and learning based on relevancy to students and results</li> <li>B. Redesign for equitable allocation of district human, financial, and physical resources based meeting specific student needs for learning, support, services and development</li> <li>C. Develop staff capacity to engage in the Mission and Vision work of the District through professional development and professional evaluation / feedback</li> <li>D. Implement continuous improvement across all aspects of District programming, operations and services through the development and use of leading data, analysis, feedback and application systems and practices</li> <li>E. Fast-track the development of a compelling and competitive District brand and message increasingly backed by student, staff and family experience and performance</li> <li>F. Reframe and redefine the district partnership practices, preferences and performance across those who govern, those who manage and those who consult.</li> </ol>