



Regular Meeting Agenda

Diamondhead Education Center
200 W. Burnsville Parkway
Burnsville, MN 55337
December 15, 2011
6:30 PM

I. Call to Order

- A. Welcome
- B. Pledge of Allegiance
- C. Public Recognition
 - 1. Mark Riggs, Inclusion Education Practices Award
 - 2. BHS Cross Country Team

II. Business Meeting

- A. Approval of Agenda
- B. Consent Agenda

Description: Although Board action is required, it is generally unnecessary to hold discussion on these items. In the event a Board member wishes to discuss an item, that item will be moved for separate consideration.

- 1. Meeting Minutes 3
- 2. Human Resources 7
- 3. Donation of a portrait of Tom Mraz (valued at \$1,000) donated to the Mraz Center by Ann Mraz; \$100 to ISD 191 from Residential Mortgage's charitable donation program; an anonymous donation of \$100 to Harriet Bishop to help finance holiday meals for students in need; and, the following donations to the BrainPower in a Backpack Program: Food donations valued at \$50 from Jen Waller's classes, \$100 from Gamma Sigma Sigma, \$350 from the BHS Food Drive, and \$20 contributed anonymously; cash donations to the program of \$1,000 from Primrose School of Savage, \$550 from Thrivent Financial for Lutherans, \$50 from Sheryl Burkhardt, \$50 from the Great Frame Up, \$900 from Target, \$108 from FEA at Normandale Community College, \$25 from Dorothy Turner, and \$300 from Richard Hardegger 9
- 4. Payroll, Expenditures, Receipts and Investments

5. Budget Analysis	43
6. Schedule Closed Sessions for discussion of negotiation strategies following the board meetings on January 5 and January 19, 2012	111
7. Approve bid award for waste and recycling	112
8. Approve agreement between ISD 191 and the City of Burnsville, Television Studio	114
III. Unfinished Business	
IV. New Business	
A. Approve revisions to the 2012-2013 Burnsville High School Registration Guide (10 minutes) (Roczniak/Lindholm)	122
B. Receive a report on the Community Education Youth Service Program at Burnsville High School (10 minutes) (Umhoefer/Finn)	127
V. Adjourn to Closed Session for discussion of negotiation strategies	

School Board Minutes
 INDEPENDENT SCHOOL DISTRICT 191
 December 1, 2011

The meeting of the Board of Education was called to order by Chair Hill at 6:30 p.m. at the Burnsville High School Senior Campus in the Diamondhead Education Center.

Call to Order

Members present: Directors Currier, Luth, Schmid, Sweep, Teiken, VandenBoom and Chair Hill. Others in attendance were Superintendent Randall Clegg, administrators and staff.

Attendance

Chair Hill welcomed the audience and asked Director Sweep to lead the Pledge of Allegiance.

Pledge of Allegiance

Business Manager Lisa Rider provided an overview of the district's current budget and proposed property tax information. The district's proposed 2012 tax levy is \$32,950,191 which reflects a decrease of \$967,069 (approximately 2.8%) compared to the 2011 property tax levy. The decrease is largely due to an adjustment in the Alternative Compensation Levy (for ProPay). Final certification of the district's 2012 Property Tax Levy is scheduled for later in the meeting.

Truth in Taxation Hearing

There were no comments from the public. The Truth in Taxation portion of the meeting concluded (6:35 p.m.-6:55 p.m.).

Moved by Director Luth, seconded by Director Schmid, to approve the agenda. Motion carried unanimously (7,0).

Agenda

Moved by Director Luth, seconded by Director Currier, to cancel the scheduled closed session to follow the meeting for discussion of negotiation strategies. Motion carried unanimously (7,0).

Moved by Director Sweep, seconded by Director Teiken, to approve the consent agenda as follows:

Consent Agenda
 Minutes
 Personnel
 Donations

- Minutes of the November 17, 2011 Board meeting
- Personnel changes for J. Hennen and T. Welsch
- Donation of \$250 from Peter & Monica Dorow to Sky Oaks; \$210 from Kathleen Volner to Harriet Bishop; and \$200 from Anghel Stoian & Diana Crintea-Stoian to Harriet Bishop Elementary
- Approve extended field trip for Sky Oaks Elementary sixth grade students to go to the Eagle Bluff Environmental Learning Center on December 14-16, 2011
- Approve change order #1 for the 2011-2012 Elevator Replacement

Field Trip

Change Order

- Project at John Metcalf and Joseph Nicollet Junior High Schools
- Schedule a Closed Session during the regularly scheduled board meeting on December 1, 2011, for preliminary consideration of allegations against an employee

Schedule Closed Session

Chair Hill made special mention of donations to the District. Motion carried unanimously (7,0).

Moved by Director Sweep, seconded by Director VandenBoom, to adopt the attached resolution immediately discharging a classified employee. WHEREAS, the School Board took action on September 1, 2011, proposing the discharge of Employee A; and WHEREAS, notice of the Board's action, including Employee A's rights under the Veterans Preference Act, were served on Employee A on September 10, 2011; and WHEREAS Employee A has not requested a hearing within the time period required under the Veterans Preference Act. NOW, THEREFORE, BE IT RESOLVED, by the School Board of Independent School District No. 191 as follows: 1) Employee A's employment with Independent School District No. 191 is hereby terminated effective immediately. 2) The Executive Director of Organizational Development is directed to send written notice to Employee A in substantially the form as provided in Attachment No. 1. A roll call vote was taken and the motion carried unanimously (7,0 with Directors Currier, Luth, Schmid, Sweep, Teiken, VandenBoom and Chair Hill voting in favor, none opposed).

Discharge Employee A

Assistant Superintendent Chris Lindholm gave a brief overview of the Teaching and Learning Team (TLT). The TLT is a relatively new team that was framed around the four core questions of a professional learning community: What do we want our students to know, understand and do? How will we know they are learning? How will we respond when they don't learn? How will we respond when they do learn? TLT directors Kathy Funston, David Bernard, Delonna Darsow and Connie Erickson summarized the team's efforts to align curriculum, instruction, assessment and technology integration. A detailed written report is available in the online board meeting packets at www.isd191.org.

TLT Update

Moved by Director Currier, seconded by Director Luth, to approve the 2011-12 AYP District Improvement Plan to be submitted to the Minnesota Department of Education. Motion carried unanimously (7,0).

AYP Plan

Moved by Director Sweep, seconded by Director Luth, to approve the District's final property tax levy for Payable 2012 as follows:

General – RMV, Voter Approved	\$17,904,124.89
General – RMV, Other	1,042,726.57

Final Certification of Property Tax Levy

General – NTC, Other	3,981,162.65
Community Service	1,006,162.69
General Debt Service, Voter Approved	4,224,863.03
General Debt Service, Other	3,129,631.31
OPEB/Pension, Other	<u>1,661,520.00</u>
Total	<u>\$32,950,191.14</u>

Motion carried unanimously (7,0).

Superintendent Clegg reported the high school is presenting the theater production "Blithe Spirit," along with choral and band concerts during December.

Sup't Report

The Board of Education is developing a strategic roadmap that encompasses a mission statement, core values, and vision statement for the district. They are asking for the assistance of community members in providing their input via an online survey that can be accessed at www.isd191.org.

Moved by Director Luth, seconded by Director Schmid, that the Board recess to Closed Session for preliminary consideration of allegations or charges against an employee or individual subject to its authority. Motion carried unanimously (7,0).

Recess to Closed Session

The Board recessed to Closed Session at 8:25 p.m. and reconvened at 11:18 p.m.

Moved by Director Luth, seconded by Director Schmid, that the Board appoint Ron Hill and DeeDee Currier to be the Board Representatives to address allegations or charges against an employee or individual subject to its authority. Motion carried unanimously (7,0).

Moved by Director Luth, seconded by Director Sweep, to adjourn the meeting at 11:20 p.m. Motion carried unanimously (7,0).

Adjourn

Daniel W. Luth, Clerk

**Closed Session Notes
INDEPENDENT SCHOOL DISTRICT 191
December 1, 2011**

The School Board Closed Session was called to order by Chair Hill at 8:29 p.m. at the Burnsville High School Senior Campus in the Diamondhead Education Center.

Call to Order

Members present: Directors Currier, Luth, Schmid, Sweep, Teiken, VandenBoom and Chair Hill

Attendance

Others in attendance:
Maggie Wallner, Attorney, Kennedy & Graven

The following item(s) were discussed:

Agenda

- Preliminary consideration of allegations relating to an employee or individual subject to its authority.

The Closed Session adjourned at 11:18 p.m.

Adjourn

Daniel W. Luth, Clerk

**Burnsville-Eagan-Savage Public Schools
Independent School District 191
Department of Organizational Development**

TO: Members, Board of Education
Randall Clegg, Superintendent

FROM: Tania Z. Chance, Ph.D., Executive Director Organizational Development

DATE: December 15, 2011

RE: Recommended Personnel Changes

**Certified
Appointment**

Melissa Deuel	*New-Teacher, Title I, .5 FTE, ST, effective 12/14/11
John Glas	*Replacement-Teacher, Instructional Interventionist, .5 FTE, Neill, effective 12/13/11
Jane Hall-Dayle	*New-Teacher, SPED Resource, .4 FTE (NJH), .5 FTE (Neill) and .1 FTE travel, effective 12/6/11
Hollie Johnson	*Replacement-Teacher, Resource LD, 1.0 FTE, HV, effective 12/16/11
Wendy Rippenburg	*New-Teacher, 1.0 FTE total, (.5 FTE ESL & .5 FTE Instructional Interventionist), SO, effective 12/19/11
Cheryl Sankary	*Replacement-Licensed School Nurse, 7 hrs/day, SO, effective 1/3/12

Leave of Absence

Jennifer Calnon	*Teacher, Byrne, requests an FMLA/maternity/parental leave of absence, effective approx. 3/19/12 through 5/29/12
-----------------	--

**Classified
Appointment**

Melanie Briscoe	*Replacement-Principal Secretary-Level 7, BHS, 8 hrs/day, 12 mo/yr, effective 12/13/11
Susan Datre	*Replacement-MEA, SO, 6.5 hrs/day, effective 12/19/11
Jayne Fratzke	*Replacement-Attendance Secretary, BHS, 8 hrs/day, effective 12/9/11
Kasey Hoyt	*Replacement-AVID Tutor, NJH, effective 12/12/11
Taylor Ziebol	*Replacement-AVID Tutor, NJH, effective 12/12/11

*added to original report
Burnsville-Eagan-Savage #191
Board Meeting – 12/15/2011

Change in Assignment

Steve Demmer

*Temporary change in assignment to Day Custodian, VV, 8 hrs/day, effective 10/31/11

Angela Pond

***Revised start date:** Level IV MEA BEST, 6.75 hrs/day, effective **11/28/11**

Sherry Thompson

-Temporary change in assignment to 2nd Cook Rahn, 3.0 hrs/day, effective 12/1/11

Sandra Toeller

-Assignment changes to 2nd Cook, HV, 3.0 hrs/day, effective 12/1/11

Leave of Absence

Bonnie Rose

-EA Level II, HB, requests a medical leave of absence, effective 12/9/11 - 1/13/12

Resignation

Jayne Fratzke

*Clerical/Grad Testing Support, BHS, effective 12/8/11

Bobbi Li Sutherland

*2nd Cook, BHS, effective 12/22/11

Retirement

Jane Grevstad

-Tech EA, GP, after 14 years in the District, effective 12/31/11

Dennis Palmquist

*Custodian, BHS, after 35 years in the District, effective 1/2/12



TO: Dr. Clegg
FROM: Dave Helke
DATE: December 5, 2011
RE: Donations

Please accept the following donation of a portrait of Tom Mraz (valued at \$1,000) donated to the Mraz Center at Burnsville High School by Ann Mraz. The portrait will be hung outside of the Mraz Center along with a plaque commemorating the dedication of the Performing Arts Center and the changing of the name from the Performing Arts Center to the Thomas B. Mraz Center for the Performing Arts.

Ann Mraz
260 4th Avenue SE
Harmony, MN 55939

Diamondhead Education Center

200 West Burnsville Parkway - Burnsville, MN 55337 - 952-707-4110

Fax 952-707-4166

To: Members, ISD 191 Board of Education

Agenda Item II.B.3
December 15, 2011

From: Tom Umhoefer, Community Education Director

Date: December 14, 2011

Re: BrainPower in a Backpack Donations

Recommendation: That the Board of Education accept cash and in-kind donations totaling \$3,503 to the *BrainPower in a Backpack* program.

The Community Education program would like to thank all those who generously donated to our BrainPower in a Backpack program.

Donation Source	Amount	In-Kind Items	Value
Primrose School of Savage	\$1,000		
Jenn Waller's Classes		food	\$50
Thrivent Financial for Lutherans	\$550		
Sheryl R. Burkhardt	\$50		
The Great Frame Up	\$50		
Gamma Sigma Sigma		food	\$100
Target	\$900		
BHS Food Drive		food	\$350
FEA at Normandale Community College	\$108		
Dorothy M. Turner	\$25		
Richard Hardegger	\$300		
Anonymous		food	\$20

Total Checks and Cash	\$2,983	\$520
Donated Food	\$520	
Total Value of Contributions	\$3,503	



**Agenda II B-4
December 15, 2011**

TO: Dr. Randall Clegg, Superintendent
FROM: Lisa K. Rider, Executive Director of Business Services
DATE: December 15, 2011
RE: November Payroll, Claims and Receipts

RECOMMENDATION: That the Board approve November payroll checks numbered 716130-716227, and Direct Deposit notices numbered 449715-452459, in the net amount of \$3,444,657.62. November & December claims to date represented by checks numbered 412427-413163, 100568-100587, 1003985-1004204 and wire transfers and adjustments totaling \$7,287,939.78. Also, that the Board accepts November receipts of \$8,171,162.29 and investments for Alt. Facilities and OPEB of \$22,098,280 as of November 30, 2011.

November payroll, wire transfers, claims and receipts have been prepared under the direction of Scott Brown, Director of Accounting Services, and is presented for approval by the School Board. I would be glad to answer any questions.

LKR/mp

INDEPENDENT SCHOOL DISTRICT 191
FINANCIAL REPORT
November 30, 2011

Cash Receipts

Receipts 75693-76054	\$8,171,162.29
Miscellaneous Adjustments	<u>\$0.00</u>

TOTAL NOVEMBER CASH RECEIVED

8,171,162.29

CASH DISBURSEMENTS

November	\$3,444,657.62
Regular Payroll Checks 716130-716227	
Direct Deposit Notices 449715-452459	

October Payables Previously Approved	\$473,025.16
November Claims Previously Approved:	\$214,762.94
November Claims:	

412427-412789	
412900-412944	
1003985-1004204	
100568-100587	\$1,844,563.73

November Wire Transfers	\$3,919,272.67
Miscellaneous Adjustments	<u>\$63,370.90</u>

TOTAL NOVEMBER CASH DISBURSED

9,959,653.02

TOTAL EXPENSES TO BE APPROVED

November Cash Disbursed	\$9,959,653.02
Less: Items Previously Approved	-\$687,798.00

Plus: November Payables	\$921,997.47
Checks	412790-412899
	413094-413163

December Claims:	\$538,735.01
Checks	412945-413093
	100581-100587

TOTAL TO BE APPROVED

10,732,597.40

OPEB	\$14,421,452.00
ALT FACILITIES	\$7,676,828.00
	<u>\$22,098,280.00</u>

**INDEPENDENT SCHOOL DISTRICT 191
ALT FACILITY OUTSTANDING INVESTMENTS
30-Nov-11**

Purchase Date	Depository	Investment Type	CD Yield	Maturity Date	Purchase Amount
4/12/2011	MN Trust	CD	0.101	12/2/2011	\$ 171,110
4/12/2011	MN Trust	CD	0.101	12/2/2011	249,862
5/25/2011	MN Trust	CD	0.150	12/2/2011	99,077
5/25/2011	MN Trust	CD	0.150	12/2/2011	100,079
6/23/2011	MN Trust	SEC	0.253	12/21/2011	249,000
4/12/2011	MN Trust	CD	0.150	1/6/2012	249,876
4/12/2011	MN Trust	CD	0.150	1/6/2012	229,254
4/12/2011	MN Trust	CD	0.151	1/6/2012	52,058
4/21/2011	MN Trust	SEC	0.200	1/20/2012	143,000
4/12/2011	MN Trust	CD	0.250	3/2/2012	143,393
4/12/2011	MN Trust	CD	0.292	4/6/2012	143,487
4/12/2011	MN Trust	CD	0.319	5/4/2012	249,946
4/12/2011	MN Trust	CD	0.457	6/1/2012	249,908
4/12/2011	MN Trust	CD	0.400	6/1/2012	249,934
6/14/2011	MN Trust	CD	0.396	6/13/2012	249,986
6/15/2011	MN Trust	CD	0.844	6/14/2012	249,987
6/16/2011	MN Trust	CDR	0.150	6/14/2012	241,962
6/16/2011	MN Trust	CDR	0.150	6/14/2012	241,962
6/16/2011	MN Trust	CDR	0.150	6/14/2012	218,343
6/16/2011	MN Trust	CDR	0.150	6/14/2012	50,955
6/20/2011	MN Trust	CD	0.401	6/20/2012	248,000
4/12/2011	MN Trust	CD	0.299	7/6/2012	249,921
4/12/2011	MN Trust	CD	0.293	7/6/2012	82,396
4/12/2011	MN Trust	CD	0.293	7/6/2012	83,300
4/12/2011	MN Trust	CD	0.293	7/6/2012	84,303
4/12/2011	MN Trust	CD	0.457	8/3/2012	249,969
4/12/2011	MN Trust	CD	0.300	8/3/2012	249,979
5/25/2011	MN Trust	CD	0.557	8/17/2012	248,878
4/12/2011	MN Trust	CD	0.400	9/7/2012	249,900
4/12/2011	MN Trust	CD	0.409	9/7/2012	249,931
4/13/2011	MN Trust	CD	0.599	10/4/2012	249,995
4/12/2011	MN Trust	CD	0.406	10/5/2012	249,996
4/20/2011	MN Trust	SEC	0.767	10/22/2012	248,000
4/12/2011	MN Trust	CD	0.599	12/7/2012	249,956
4/12/2011	MN Trust	CD	0.648	1/4/2013	249,980
5/25/2011	MN Trust	CD	0.000	3/8/2013	249,989
5/25/2011	MN Trust	CD	0.000	3/8/2013	100,790
5/25/2011	MN Trust	CD	0.000	3/8/2013	248,365
Ending Balance					<u><u>\$ 7,676,828</u></u>

INDEPENDENT SCHOOL DISTRICT 191
OPEB OUTSTANDING INVESTMENTS
30-Nov-11

Purchase Date	Depository	Investment Type	CD Yield	Maturity Date	Purchase Amount
12/15/2009	MN Trust	CD	1.409	12/15/2011	\$ 243,100
12/16/2009	MN Trust	CD	2.150	12/16/2011	239,600
12/23/2009	MN Trust	CD	1.168	12/23/2011	244,200
9/29/2009	MN Trust	SEC	2.300	2/1/2012	190,642
8/26/2009	MN Trust	SEC	2.200	2/1/2012	501,765
6/23/2009	MN Trust	SEC	4.000	2/1/2012	1,080,686
6/17/2010	MN Trust	SEC	1.500	2/1/2012	100,000
8/13/2009	MN Trust	SEC	2.450	4/1/2012	125,474
9/4/2009	MN Trust	CD	2.101	6/4/2012	235,600
9/10/2009	MN Trust	CD	2.100	6/8/2012	235,300
9/8/2009	MN Trust	SEC	2.100	6/8/2012	245,000
9/18/2009	MN Trust	CD	1.991	6/15/2012	237,000
12/16/2009	MN Trust	SEC	2.000	6/18/2012	245,000
12/22/2009	MN Trust	SEC	1.900	6/22/2012	245,000
9/9/2009	MN Trust	CD	2.120	6/25/2012	236,000
12/30/2009	MN Trust	SEC	1.700	6/29/2012	245,000
11/2/2009	MN Trust	CD	3.000	6/29/2012	245,000
12/31/2009	MN Trust	SEC	1.800	7/2/2012	245,000
7/27/2010	MN Trust	SEC	1.164	7/26/2012	249,871
8/2/2010	MN Trust	SEC	1.091	8/2/2012	249,844
8/20/2010	MN Trust	SEC	1.141	8/20/2012	249,884
8/3/2009	MN Trust	SEC	3.000	2/1/2013	101,194
10/19/2009	MN Trust	SEC	2.100	2/1/2013	800,000
2/15/2011	MN Trust	CD	0.962	2/1/2013	249,906
2/15/2011	MN Trust	CD	0.995	2/1/2013	149,930
9/2/2009	MN Trust	CD	2.550	6/3/2013	227,500
9/4/2009	MN Trust	CD	2.558	6/5/2013	455,100
8/23/2010	MN Trust	CD	1.300	8/23/2013	240,000
10/1/2009	MN Trust	SEC	2.650	12/30/2013	245,000
10/13/2009	MN Trust	SEC	2.880	2/1/2014	385,000
10/15/2009	MN Trust	SEC	2.880	2/1/2014	935,000
6/8/2010	MN Trust	SEC	2.400	2/1/2014	345,000
12/20/2010	MN Trust	SEC	1.900	2/1/2014	250,000
9/1/2009	MN Trust	SEC	2.980	3/1/2014	723,607
11/16/2011	MN Trust	SEC	1.500	11/17/2014	248,000
11/16/2011	MN Trust	SEC	1.355	11/17/2014	248,000
11/17/2011	MN Trust	SEC	1.506	11/17/2014	248,000
11/16/2011	MN Trust	SEC	1.506	11/17/2014	248,000
11/16/2011	MN Trust	SEC	1.506	11/17/2014	248,000
7/15/2009	MN Trust	SEC	5.000	2/1/2015	328,433
11/12/2009	MN Trust	SEC	3.800	2/1/2015	1,024,310
6/8/2010	MN Trust	SEC	2.750	2/1/2015	210,000
6/29/2009	MN Trust	SEC	3.350	6/1/2015	472,505
12/20/2010	MN Trust	SEC	3.350	2/1/2017	150,000
GRAND TOTAL:					\$ 14,421,452

November 2011

Wire Transfers

110111	MSDLAF	Internal Revenue Service	605,446.96	October 31, 2011 Federal Payroll Taxes
110111	MSDLAF	State of Minnesota	110,873.72	October 31, 2011 State Payroll Taxes
110111	MSDLAF	Medica	961,061.04	Health Insurance
110111	MSDLAF	Teacher Federated Credit Union	32,014.28	October 31, 2011 Payroll - Dues
110211	MSDLAF	People's Bank	143,334.72	October 31, 2011 Payroll - TSA Deductions
110211	MSDLAF	State of Minnesota	1,363.00	October 31, 2011 Payroll - Levies
110211	MSDLAF	State of Minnesota	2,541.29	October 31, 2011 Payroll - Child Support
110211	MSDLAF	Internal Revenue Service	201.72	October 31, 2011 Payroll - 3rd Party Sick
110311	State of Minnesota	MSDLAF	92,186.36	State Wire Payment
110411	Dakota County	MSDLAF	5,158,000.00	County Tax Advance
110411	Scott County	MSDLAF	1,616,223.69	County Tax Advance
110411	State of Minnesota	MSDLAF	148,219.52	State Wire Payment
110411	MSDLAF	Delta Dental	26,194.76	Dental Insurance
110811	State of Minnesota	MSDLAF	13,965.76	State Wire Payment
110911	State of Minnesota	MSDLAF	26,921.75	State Wire Payment
110911	MSDLAF	Delta Dental	14,789.32	Dental Insurance
111011	MSDLAF	TRA	241,943.09	October 31, 2011 Payroll - TRA
111011	MSDLAF	PERA	85,213.97	October 31, 2011 Payroll - PERA
111411	MSDLAF	State Unemployment	347,323.43	Unemployment Insurance
111511	MSDLAF	People's Bank	142,859.19	November 15, 2011 Payroll - TSA Deductions
111511	MSDLAF	Teacher Federated Credit Union	33,072.43	November 15, 2011 Payroll - Dues
111611	State of Minnesota	MSDLAF	4,848.75	State Wire Payment
111611	MSDLAF	Internal Revenue Service	574,129.10	November 15, 2011 Federal Payroll Taxes
111611	MSDLAF	State of Minnesota	105,892.48	November 15, 2011 State Payroll Taxes
111611	MSDLAF	Delta Dental	15,669.60	Dental Insurance
111611	MSDLAF	State of Minnesota	3,108.00	Sales Tax
111611	MSDLAF	State of Minnesota	1,379.00	November 15, 2011 Payroll - Levies
111611	MSDLAF	State of Minnesota	2,601.29	November 15, 2011 Payroll - Child Support
111711	State of Minnesota	MSDLAF	3,056.68	State Wire Payment
111811	MSDLAF	Wells Fargo	42,843.45	BHS Turf Lease Payment
112311	State of Minnesota	MSDLAF	24,623.90	State Wire Payment
112311	MSDLAF	TRA	239,688.49	November 15, 2011 Payroll - TRA
112311	MSDLAF	PERA	87,485.72	November 15, 2011 Payroll - PERA
112311	MSDLAF	Delta Dental	10,793.66	Dental Insurance
112511	MSDLAF	Pitney Bowes	5,000.00	Mailroom Postage
112911	State of Minnesota	MSDLAF	254,469.48	State Wire Payment
113011	MDE	MSDLAF	17,659.02	November 30, 2011 State Aid Payment
113011	MSDLAF	Delta Dental	7,765.28	Dental Insurance

Check Register Report

Bank Number	Check Number	Check Status	Check Amount	Check Date	Vendor Number	Vendor Address Number	Vendor Name
4	412427		\$60.00	11/08/11	27525	0	AHMED, SOFIA
4	412428		\$127.50	11/08/11	27129	0	ALI, AMAAL
4	412429		\$106.00	11/08/11	01100	0	ANCOM COMMUNICATIONS INC.
4	412430		\$860.00	11/08/11	00712	1	BUREAU OF EDUCATION & RESEARCH
4	412431		\$28,410.70	11/08/11	00435	0	BURNSVILLE ICE CENTER
4	412432		\$450.00	11/08/11	09272	2	ECM PUBLISHERS, INC.
4	412433		\$66.40	11/08/11	00001	1210	ELLIS, JEN
4	412434		\$420.00	11/08/11	23312	0	GORNY, MICHELE
4	412435		\$150.00	11/08/11	26803	0	HASSAN, RAHMA
4	412436		\$3,448.84	11/08/11	07139	0	HASTINGS BUS COMPANY
4	412437		\$46.50	11/08/11	00001	1209	HEINEN, PAT
4	412438		\$60.00	11/08/11	27363	0	HOANG, CONG
4	412439		\$160.00	11/08/11	26825	0	ITH, VANHUON
4	412440		\$40.62	11/08/11	10810	0	JOROENSEN, KATHLEEN A
4	412441		\$2,294.90	11/08/11	08356	1	KENNEDY & GRAVEN, CHARTERED
4	412442		\$199.00	11/08/11	09669	1	LEARNING FORWARD
4	412443		\$410.00	11/08/11	26282	0	LEE, WAI YEE
4	412444		\$4,566.54	11/08/11	27721	0	LINDSTROM ENVIRONMENTAL
4	412445		\$135.00	11/08/11	02634	5	MASBO
4	412446		\$29.45	11/08/11	00001	1204	MCDERMOTT, KIM
4	412447		\$489.08	11/08/11	06563	1	MCGRAW-HILL COMPANIES
4	412448		\$517.50	11/08/11	25421	0	MEDINA de SMITH, MARIA
4	412449		\$1,380.01	11/08/11	07752	0	MILLER ELECTRIC, INC.
4	412450		\$30.00	11/08/11	27454	0	MILLS, NANCY
4	412451		\$193.00	11/08/11	27547	1	MINNESOTA OFFICE TECHNOLOGY GROUP
4	412452		\$28.15	11/08/11	00001	1205	MITTS, CHRISTINA
4	412453		\$100.00	11/08/11	07914	0	MN DEPT OF LABOR AND INDUSTRY
4	412454		\$210.00	11/08/11	22324	0	MULTILINGUAL WORD, INC.
4	412455		\$465.00	11/08/11	24243	0	MUNOZ, MARIBEL
4	412456		\$20.80	11/08/11	00016	1705	MYERS, LISA
4	412457		\$5,114.38	11/08/11	22639	1	NEXTEL
4	412458		\$71.90	11/08/11	00001	1206	ORR, ANDREW
4	412459		\$240.00	11/08/11	26396	0	OSMAN, NIMO
4	412460		\$427.50	11/08/11	24879	0	PEREZ, MELISSA M.
4	412461		\$81.00	11/08/11	23949	0	PEREZ, TONY
4	412462		\$1,202.00	11/08/11	00016	2240	PIERSON & PIERSON, PLLP
4	412463		\$9,151.94	11/08/11	21744	0	QUALITY AIR MECHANICAL, INC.
4	412464		\$75.00	11/08/11	E6705	0	QUINN, CATHERINE A
4	412465		\$1,575.00	11/08/11	26796	0	SAFEBAY DRIVING SCHOOL
4	412466		\$4,398.00	11/08/11	27421	0	SANBORN EDUCATION ASSOCIATES, INC.
4	412467		\$88.75	11/08/11	00001	1207	SIMBA, JOSEPHINE

Check Register Report

Bank Number	Check Number	Check Status	Check Amount	Check Date	Vendor Number	Vendor Address Number	Vendor Name
4	412468		\$452.00	11/08/11	03660	0	SKATEVILLE
4	412469		\$917.28	11/08/11	22020	0	SPHERION CORPORATION
4	412470		\$90.00	11/08/11	25781	0	TAPIA, FRANCIS
4	412471		\$2,214.04	11/08/11	26627	0	THE PLAYS THE THING PRODUCTIONS
4	412472		\$433.99	11/08/11	04678	1	THOMPSON PUBLISHING GROUP, INC.
4	412473		\$176,867.12	11/08/11	08203	1	TIES
4	412474		\$6,558.50	11/08/11	21008	0	TLC SPECIAL TRANSPORTATION
4	412475	Unissued	\$0.00	11/08/11	21008	0	TLC SPECIAL TRANSPORTATION
4	412476	Unissued	\$0.00	11/08/11	21008	0	TLC SPECIAL TRANSPORTATION
4	412477	Unissued	\$0.00	11/08/11	21008	0	TLC SPECIAL TRANSPORTATION
4	412478	Unissued	\$0.00	11/08/11	21008	0	TLC SPECIAL TRANSPORTATION
4	412479		\$9,089.64	11/08/11	24601	0	TOTAL MECHANICAL SERVICES, INC.
4	412480		\$1,588.00	11/08/11	04498	1	TRUGREEN
4	412481		\$201.99	11/08/11	04172	0	UNITED PARCEL SERVICE
4	412482		\$29,966.34	11/08/11	04417	1	US FOODSERVICE
4	412483	Unissued	\$0.00	11/08/11	04417	1	US FOODSERVICE
4	412484	Unissued	\$0.00	11/08/11	04417	1	US FOODSERVICE
4	412485		\$430.29	11/08/11	03345	1	VALLEY NATIONAL GASES WV, LLC
4	412486		\$120.00	11/08/11	25837	0	WILLIAMS, REBECCA
4	412487		\$93.35	11/08/11	00001	1208	YTV, VIJILA
4	412488		\$74,814.11	11/08/11	27633	0	KELLY SERVICES, INC.
4	412489		\$680.67	11/10/11	01365	0	AMERIPRIDE LINEN AND APPAREL SERVICES
4	412490		\$468.27	11/10/11	00047	0	ANDREWS, JEFF
4	412491		\$86.06	11/10/11	00428	0	ARAMARK
4	412492		\$77.00	11/10/11	27854	0	BEAL, ASHONNA
4	412493		\$3,320.00	11/10/11	27679	0	BENEFITFOCUS.COM, INC.
4	412494		\$160.00	11/10/11	08571	0	BERGERSON, PAULINE
4	412495		\$30.00	11/10/11	00000	608	BLANCHARD, DICK
4	412496		\$30.50	11/10/11	27876	0	BRECHLIN, GREG
4	412497		\$30.00	11/10/11	06939	0	BUREAU OF CRIMINAL APPREHENSION
4	412498		\$265.42	11/10/11	02781	5	CENTURYLINK
4	412499		\$139.50	11/10/11	27870	0	CLAUDE, JAMES
4	412500		\$1,089.10	11/10/11	00132	0	CLINICARE CORPORATION
4	412501		\$60.00	11/10/11	25919	0	CORDOVA-MORALES, LETICIA
4	412502		\$139.50	11/10/11	27868	0	DAGSGARD, SHARON
4	412503		\$150.00	11/10/11	07857	0	DAKOTA COUNTY EXTENSION SERVICES
4	412504		\$63,738.12	11/10/11	00809	0	DAKOTA ELECTRIC ASSOCIATION
4	412505		\$104.55	11/10/11	23099	0	DEX MEDIA EAST, INC
4	412506		\$135.00	11/10/11	27880	0	DUNKLEE, KATHERINE
4	412507		\$101.00	11/10/11	00000	9045	EARL, SOPHIE
4	412508		\$600.00	11/10/11	26262	0	EDUCATORS BENEFIT CONSULTANTS, LLC

Check Register Report

Bank Number	Check Number	Check Status	Check Amount	Check Date	Vendor Number	Vendor Address Number	Vendor Name
4	412509		\$81.10	11/10/11	27864	0	EHLERS, NICHOLAS
4	412510		\$2,889.80	11/10/11	01078	0	ELECTRO WATCHMAN, INC.
4	412511		\$29.00	11/10/11	00000	607	ELSTAD, LINDA
4	412512		\$104.00	11/10/11	00000	606	FERRIS, RUTH
4	412513		\$29.00	11/10/11	00000	9093	FINK, JACKIE
4	412514		\$496,868.06	11/10/11	03328	0	FIRST STUDENT, INC.
4	412515	Unissued	\$0.00	11/10/11	03328	0	FIRST STUDENT, INC.
4	412516	Unissued	\$0.00	11/10/11	03328	0	FIRST STUDENT, INC.
4	412517	Unissued	\$0.00	11/10/11	03328	0	FIRST STUDENT, INC.
4	412518	Unissued	\$0.00	11/10/11	03328	0	FIRST STUDENT, INC.
4	412519	Unissued	\$0.00	11/10/11	03328	0	FIRST STUDENT, INC.
4	412520	Unissued	\$0.00	11/10/11	03328	0	FIRST STUDENT, INC.
4	412521	Unissued	\$0.00	11/10/11	03328	0	FIRST STUDENT, INC.
4	412522	Unissued	\$0.00	11/10/11	03328	0	FIRST STUDENT, INC.
4	412523	Unissued	\$0.00	11/10/11	03328	0	FIRST STUDENT, INC.
4	412524	Unissued	\$0.00	11/10/11	03328	0	FIRST STUDENT, INC.
4	412525	Unissued	\$0.00	11/10/11	03328	0	FIRST STUDENT, INC.
4	412526	Unissued	\$0.00	11/10/11	03328	0	FIRST STUDENT, INC.
4	412527		\$379.10	11/10/11	04527	1	FOLLETT EDUCATIONAL SERVICES
4	412528		\$153.00	11/10/11	27857	0	GREENWOOD, BARBARA
4	412529		\$100.00	11/10/11	25559	0	HAGEDORN, DAVID
4	412530		\$139.50	11/10/11	27851	0	HANSON, LANIS
4	412531		\$15.00	11/10/11	00016	2242	HAPNER, CHERILYN
4	412532		\$196.66	11/10/11	04407	0	HAUGEN, CLARE
4	412533		\$153.00	11/10/11	07026	0	HAUGEN, ROBERT
4	412534		\$15.00	11/10/11	00000	8348	HAYDEN, KRISTIN OR JAMES
4	412535		\$4,367.80	11/10/11	09318	1	HILLYARD INC - MINNEAPOLIS
4	412536		\$81.10	11/10/11	27865	0	HSU, CHIA-JEN
4	412537		\$104.00	11/10/11	00000	9706	HUERD, KAREN
4	412538		\$15,858.84	11/10/11	08893	4	IND. SCHOOL DIST. 1
4	412539		\$2,719.80	11/10/11	24335	0	IND. SCHOOL DIST. 8492
4	412540		\$216.00	11/10/11	26997	0	INTERMEDIA
4	412541		\$6,919.23	11/10/11	01390	0	INTERMEDIATE SCHOOL DISTRICT 287
4	412542		\$14,992.71	11/10/11	09327	0	INTERMEDIATE SCHOOL DISTRICT 917
4	412543		\$52.00	11/10/11	00000	1229	JENNINGS, VERNA
4	412544		\$109.00	11/10/11	00000	3046	JOHNSON, JULIE
4	412545		\$139.50	11/10/11	04003	0	JOHNSON, TWYLA
4	412546		\$135.00	11/10/11	27850	0	JORDAN, JOYCE
4	412547		\$70.00	11/10/11	27860	0	KASHEVATSKY, KATHERINE
4	412548		\$52.00	11/10/11	00000	3428	KENNEDY, FRANCES
4	412549		\$17,060.00	11/10/11	02102	0	KRAUS-ANDERSON INS. AGENCY, INC.
4	412550		\$154.78	11/10/11	27874	0	LELAND, MARGARET

Check Register Report

Bank Number	Check Number	Check Status	Check Amount	Check Date	Vendor Number	Vendor Address Number	Vendor Name
4	412551		\$70.00	11/10/11	27852	0	LEWIS, DALVIN
4	412552		\$300.00	11/10/11	02196	0	MACKIN EDUCATIONAL RESOURCES
4	412553		\$990.00	11/10/11	03412	0	MERZER, SHEILA M.A.L.P.
4	412554		\$62.00	11/10/11	00000	601	MEULI, MELYSSA
4	412555		\$1,616.69	11/10/11	27547	1	MINNESOTA OFFICE TECHNOLOGY GROUP
4	412556		\$14,471.96	11/10/11	07448	0	MINNESOTA VALLEY ELECTRIC COOPERATIVE
4	412557		\$66.50	11/10/11	27867	0	MISKA, TREVOR
4	412558		\$70.00	11/10/11	27859	0	MOHALLIM, HANAN
4	412559		\$463.75	11/10/11	22324	0	MULTILINGUAL WORD, INC.
4	412560		\$153.00	11/10/11	23735	0	NACHMAN, LEN
4	412561		\$135.00	11/10/11	27863	0	NACHMAN, MIMI
4	412562		\$180.55	11/10/11	20773	0	NELSON, LINDA M.
4	412563		\$74.44	11/10/11	27853	0	NGUYEN, KIM MI
4	412564		\$60.00	11/10/11	25874	0	NUR, ABDIRIZAK
4	412565		\$1,221.64	11/10/11	26086	0	ORKIN COMMERCIAL SERVICES
4	412566		\$52.00	11/10/11	00000	8730	PALM, JOANN
4	412567		\$52.00	11/10/11	00000	603	PEARSON, LAVONNE
4	412568		\$143.00	11/10/11	27877	0	POPEK, MATTHEW
4	412569		\$166.44	11/10/11	27879	0	RADDATZ, MINNIE
4	412570		\$82.00	11/10/11	25812	0	RANKIN, ROD
4	412571		\$157.44	11/10/11	27875	0	ROELKE, RON
4	412572		\$17.99	11/10/11	00000	9386	RUFFING, BARBARA
4	412573		\$66.50	11/10/11	27866	0	SANG, LENA
4	412574		\$168.66	11/10/11	27862	0	SARKINEN, DONALD
4	412575		\$161.94	11/10/11	27871	0	SARKINEN, MARY ANN
4	412576		\$74.44	11/10/11	27858	0	SCHMID, NATHAN
4	412577		\$2,500.89	11/10/11	23848	0	SFM
4	412578		\$157.50	11/10/11	27869	0	SHELSTAD, MANFRED
4	412579		\$42.00	11/10/11	00000	604	SOUR, ALLISON
4	412580		\$77.00	11/10/11	27855	0	SOURITHASAY, LINDSEY
4	412581		\$315.00	11/10/11	03413	0	SOUTH METRO SPORTS
4	412582		\$162.00	11/10/11	27861	0	SPANGLER, JAMES
4	412583		\$580.00	11/10/11	25672	0	SPECIAL DELIVERY OF MINNESOTA, INC
4	412584		\$32.28	11/10/11	03640	5	STAPLES PRINT SOLUTIONS
4	412585		\$69.28	11/10/11	27873	0	SULLIVAN, ROSE ANN
4	412586		\$99.00	11/10/11	00000	605	SWANSON, BECKY
4	412587		\$195.00	11/10/11	02347	0	THOMPSON, ELIZABETH
4	412588		\$492.99	11/10/11	00826	1	TIERNEY BROTHERS, INC.
4	412589		\$167.27	11/10/11	23080	0	USCHOLD WINKER, MARIE
4	412590		\$135.00	11/10/11	27856	0	VELASCO, SUSAN
4	412591		\$307.22	11/10/11	20007	0	WASTE MANAGEMENT

Check Register Report

Bank Number	Check Number	Check Status	Check Amount	Check Date	Vendor Number	Vendor Address Number	Vendor Name
4	412592		\$400.00	11/10/11	05454	0	WELLS FARGO BANK
4	412593		\$135.00	11/10/11	27872	0	WILD, LAJEAN
4	412594		\$64.00	11/10/11	00000	602	WILLIAMS, MELANIQUE
4	412595		\$13,525.97	11/10/11	02776	0	XCEL ENERGY
4	412596		\$3,815.75	11/10/11	04451	7	XEROX CORPORATION
4	412597		\$139.20	11/15/11	27125	0	ALLEN, DARIEL J.
4	412598		\$292,278.49	11/15/11	27335	0	AMERICAN HEALTH RESOURCES
4	412599		\$502.65	11/15/11	04895	0	ASSOCIATION OF CLERICAL EMPLOYEES
4	412600		\$24.00	11/15/11	27257	0	AUGUSTANA THERAPY SERVICES
4	412601		\$1,672.59	11/15/11	26720	0	BLUE BELL ENTERPRISES, INC.
4	412602		\$480.00	11/15/11	26409	0	BUTLER, VINCENT
4	412603		\$940.00	11/15/11	26648	0	CANETTI-FERNANDES, MONICA
4	412604		\$684.00	11/15/11	07314	0	CEDARVALE LANES
4	412605		\$8,748.10	11/15/11	24807	1	CHIP SHOPPE, THE
4	412606		\$60.00	11/15/11	25919	0	CORDOVA-MORALES, LETICIA
4	412607		\$327.84	11/15/11	00647	0	CROWN RENTAL, INC.
4	412608		\$324.00	11/15/11	26702	0	DELTA MANAGEMENT ASSOCIATES, INC.
4	412609		\$240.00	11/15/11	20524	0	DEWALD, RINA C.
4	412610		\$2,662.25	11/15/11	00605	0	DOYLE SECURITY PRODUCTS
4	412611		\$40.00	11/15/11	02995	0	FAST SIGNS
4	412612		\$75.00	11/15/11	00016	2261	FERRIS, JESSICA
4	412613		\$770.58	11/15/11	01458	1	GOPHER
4	412614		\$228.00	11/15/11	27604	0	GREAT LAKES HIGHER EDUCATION CORPORATIO
4	412615		\$645.85	11/15/11	07390	0	GREATER TWIN CITIES UNITED WAY
4	412616		\$101.00	11/15/11	20324	1	GURSTEL,STALOCH & CHARGO PA
4	412617		\$180.00	11/15/11	26803	0	HASSAN, RAHMA
4	412618		\$1,293.11	11/15/11	26918	0	IMB DISTRIBUTION
4	412619		\$39.34	11/15/11	27796	0	INTAB, INC.
4	412620		\$596.25	11/15/11	01390	0	INTERMEDIATE SCHOOL DISTRICT 287
4	412621		\$281.60	11/15/11	09327	0	INTERMEDIATE SCHOOL DISTRICT 917
4	412622		\$28.44	11/15/11	27225	0	K&K EXPRESS, LLC
4	412623		\$539.34	11/15/11	24253	0	LOFFLER COMPANIES, INC.
4	412624		\$101.50	11/15/11	26890	0	LOVLIE, CHRISTINE
4	412625		\$282.00	11/15/11	23866	0	MESSERLI & KRAMER PA
4	412626		\$550.00	11/15/11	08865	5	METRO ECSU
4	412627		\$1,595.00	11/15/11	02491	0	MIDWEST BAND INSTRUMENT SERV.
4	412628		\$929.30	11/15/11	08999	1	MINNESOTA ELEVATOR INC
4	412629		\$2,512.78	11/15/11	21193	1	MIRACLE RECREATION EQUIP CO
4	412630		\$332.00	11/15/11	08543	9	MN DEPT OF HEALTH
4	412631		\$550.00	11/15/11	09621	3	MN PERCUSSION ASSOCIATION
4	412632		\$60.00	11/15/11	27424	0	MOHAMED, IDIL A.

Check Register Report

Bank Number	Check Number	Check Status	Check Amount	Check Date	Vendor Number	Vendor Address Number	Vendor Name
4	412633		\$180.00	11/15/11	24243	0	MUNOZ, MARIBEL
4	412634		\$52.53	11/15/11	03519	0	NAPA AUTO PARTS
4	412635		\$2,641.60	11/15/11	03091	4	NCS PEARSON INC
4	412636		\$60.00	11/15/11	24879	0	PEREZ, MELISSA M.
4	412637		\$14.00	11/15/11	24681	0	PROFESSIONAL WIRELESS COMMUNICATIONS
4	412638		\$60.00	11/15/11	22793	0	RABINOWICZ, JACOB (JACK)
4	412639		\$1,618.75	11/15/11	20491	0	SAVAGE, DAWN
4	412640		\$350.96	11/15/11	03532	2	SCHMITT MUSIC
4	412641		\$275.00	11/15/11	25227	0	SHAW, STACY
4	412642		\$60.00	11/15/11	27563	0	SHRED RIGHT
4	412643		\$90.00	11/15/11	26857	0	SOTO, NESTOR DAVID
4	412644		\$336.00	11/15/11	26893	0	STEWART, ZLIMEN & JUNGERS, LTD.
4	412645		\$20.05	11/15/11	24311	0	SUNDHEIMER, DONNA
4	412646		\$60.00	11/15/11	25781	0	TAPIA, FRANCIS
4	412647		\$1,180.00	11/15/11	08203	1	TIES
4	412648		\$154.00	11/15/11	04037	1	TRIARCO ARTS & CRAFTS
4	412649		\$86.40	11/15/11	04172	0	UNITED PARCEL SERVICE
4	412650		\$163.27	11/15/11	23463	7	UNITED STATES TREASURY
4	412651		\$629.24	11/15/11	04417	1	US FOODSERVICE
4	412652		\$53.00	11/15/11	24743	0	WALBRAN, SHARON
4	412653		\$3,717.80	11/15/11	04451	7	XEROX CORPORATION
4	412654		\$12.85	11/18/11	27838	0	AC SALES COMPANY
4	412655		\$1,260.00	11/18/11	26795	1	ALLIED PROFESSIONALS, INC.
4	412656		\$5,252.25	11/18/11	26500	0	ARMSTRONG TORSETH SKOLD & RYDEEN INC.
4	412657		\$165.88	11/18/11	00000	9089	BEAL, JAY
4	412658		\$61.00	11/18/11	05039	0	BRANDT, KEVIN
4	412659		\$215.00	11/18/11	00712	1	BUREAU OF EDUCATION & RESEARCH
4	412660		\$2,484.00	11/18/11	00673	0	BURNSVILLE, CITY OF
4	412661		\$15.40	11/18/11	00001	1212	CALVERT, JAMES
4	412662		\$120.00	11/18/11	22414	0	CARLSON, ASHLEIGH
4	412663		\$121.18	11/18/11	00854	0	CARVER-SCOTT ED CO-OP ISD 930
4	412664		\$73.95	11/18/11	27884	0	CENTER FOR COLLABORATIVE EDUCATION
4	412665		\$280.00	11/18/11	07014	4	CHASKA DANCE TEAM
4	412666		\$920.00	11/18/11	20015	0	CLIMB THEATRE, INC
4	412667		\$635.00	11/18/11	00502	0	CORNERSTONE COPY CENTER
4	412668		\$2,416.80	11/18/11	02444	0	CYNMAR CORPORATION
4	412669		\$624.00	11/18/11	27788	0	DECA, INC.
4	412670		\$7,250.00	11/18/11	03980	0	DECISION RESOURCES, LTD.
4	412671		\$250.00	11/18/11	20524	0	DEWALD, RINA C.
4	412672		\$160.00	11/18/11	00000	6363	DIXON, PAMELA

Check Register Report

Bank Number	Check Number	Check Status	Check Amount	Check Date	Vendor Number	Vendor Address Number	Vendor Name
4	412673		\$515.00	11/18/11	27882	0	DX JUDGES ASSOCIATION
4	412674		\$4,453.05	11/18/11	02333	1	EARTHGRAINS CO.
4	412675		\$320.00	11/18/11	06734	2	EASTVIEW LDT BOOSTER CLUB
4	412676		\$16.40	11/18/11	00000	1482	EBERTOWSKI, TAMI
4	412677		\$351.00	11/18/11	09272	1	ECM DISTRIBUTION
4	412678		\$150.00	11/18/11	00000	8618	EHLERS, MICHELLE
4	412679		\$279.00	11/18/11	07210	0	EKEGREN, JEANNE
4	412680		\$820.00	11/18/11	26735	0	EMBROIDERY CENTRAL, INC.
4	412681		\$72.50	11/18/11	27883	0	FISKUM, RICHARD T
4	412682		\$1,584.00	11/18/11	27881	0	FUTURESTATE, LLC
4	412683		\$28.00	11/18/11	08391	1	GROUP HEALTH INC.-WORKSITE
4	412684		\$600.00	11/18/11	27564	0	HADI, MOHAMED
4	412685		\$195.00	11/18/11	26803	0	HASSAN, RAHMA
4	412686		\$23,621.32	11/18/11	24130	0	HASTINGS CO-OP CREAMERY
4	412687		\$10.10	11/18/11	00001	1213	HATFIELD, DONNA
4	412688		\$1,000.00	11/18/11	07462	1	IND. SCHOOL DIST. 709
4	412689		\$977.04	11/18/11	03036	1	IND. SCHOOL DIST. 742
4	412690		\$107.45	11/18/11	02483	0	INTEGRA TELECOM
4	412691		\$15.00	11/18/11	03003	2	J.W. PEPPER & SON INC.
4	412692		\$14.10	11/18/11	00001	1211	JOHNSON, JODY
4	412693		\$73.68	11/18/11	27225	0	K&K EXPRESS, LLC
4	412694		\$73,760.75	11/18/11	27633	0	KELLY SERVICES, INC.
4	412695		\$10.55	11/18/11	00001	920	KETCHER, ELIZABETH
4	412696		\$21,894.68	11/18/11	27751	0	LABRECHE
4	412697		\$800.00	11/18/11	08865	1	METRO ECSU
4	412698		\$1,125.00	11/18/11	08865	1	METRO ECSU
4	412699		\$193.00	11/18/11	27547	1	MINNESOTA OFFICE TECHNOLOGY GROUP
4	412700		\$14,989.00	11/18/11	08543	9	MN DEPT OF HEALTH
4	412701	Unissued	\$0.00	11/18/11	08543	9	MN DEPT OF HEALTH
4	412702		\$10.00	11/18/11	00016	2174	MOEHRLE, MARY
4	412703		\$80.66	11/18/11	27292	0	NAEIR
4	412704		\$125.00	11/18/11	03730	0	NELSON, DON
4	412705		\$5,760.00	11/18/11	21081	0	ON CALL CLINICIANS
4	412706		\$225.00	11/18/11	24879	0	PEREZ, MELISSA M.
4	412707		\$60.00	11/18/11	22793	0	RABINOWICZ, JACOB (JACK)
4	412708		\$3,500.00	11/18/11	27885	0	RED ROCK CANYON SCHOOL
4	412709		\$43,870.54	11/18/11	20099	0	RELIASTAR LIFE INSURANCE COMPANY
4	412710		\$643.01	11/18/11	20099	1	RELIASTAR LIFE INSURANCE COMPANY
4	412711		\$600.00	11/18/11	24672	0	ROBINSON, NEDRA
4	412712		\$360.00	11/18/11	09321	0	ROSEVILLE GIRLS BASKETBALL BOOSTER CLUB
4	412713		\$160.00	11/18/11	00016	2263	RUSSELL, TIM

Check Register Report

Bank Number	Check Number	Check Status	Check Amount	Check Date	Vendor Number	Vendor Address Number	Vendor Name
4	412714		\$440.00	11/18/11	26289	0	SALGADO-LANDA, NOE
4	412715		\$48.00	11/18/11	24679	0	SCHALLER, WES
4	412716		\$583.15	11/18/11	05681	3	SCHELDE NORTH AMERICA
4	412717		\$61.00	11/18/11	23437	0	SCHOENROCK, CHUCK
4	412718		\$16.15	11/18/11	00001	1214	SMITH, JODI
4	412719		\$600.00	11/18/11	25592	0	STARKS, SUE
4	412720		\$27.15	11/18/11	00001	1215	STEWART, MICHELLE
4	412721		\$25.20	11/18/11	00001	1216	SVENDAHL, ELIZABETH
4	412722		\$60.00	11/18/11	24968	0	TRANG, KRISTINE
4	412723		\$25.00	11/18/11	00016	2262	TSOGBAATAR, TAMIR
4	412724		\$110.00	11/18/11	27819	0	U.S. BANCORP EQUIPMENT FINANCE, INC.
4	412725		\$1,800.00	11/18/11	04153	1	U.S. POSTMASTER
4	412726		\$400.00	11/18/11	26514	0	WALLACE, MATT
4	412727		\$285.00	11/18/11	09814	1	WAYZATA HIGH SCHOOL
4	412728		\$180.00	11/18/11	25837	0	WILLIAMS, REBECCA
4	412729		\$19.45	11/18/11	00000	1059	WRIGHT, TERRI
4	412730		\$17,255.53	11/18/11	27490	0	XEROX FINANCIAL SERVICES LLC
4	412731		\$82.35	11/18/11	04549	0	ZEE MEDICAL
4	412732		\$384.00	11/22/11	23052	0	AMMAL, MIRAH
4	412733		\$4,836.39	11/22/11	26500	0	ARMSTRONG TORSETH SKOLD & RYDEEN INC.
4	412734		\$176.00	11/22/11	06797	0	BARNHART, LAWRENCE
4	412735		\$279.61	11/22/11	00000	9089	BEAL, JAY
4	412736		\$70.00	11/22/11	00000	8001	BECKER, TERESA
4	412737		\$47.73	11/22/11	00016	1028	BHS BOYS CROSS COUNTRY BOOSTER CLUB
4	412738		\$66.11	11/22/11	00016	2264	BHS GIRLS SOCCER
4	412739		\$13,231.81	11/22/11	02519	0	CENTERPOINT ENERGY
4	412740		\$1,473.00	11/22/11	27640	0	COMMERCIAL KITCHEN SERVICES
4	412741		\$60.00	11/22/11	25919	0	CORDOVA-MORALES, LETICIA
4	412742		\$216.00	11/22/11	08174	2	CPHS CHEERLEADING
4	412743		\$10.40	11/22/11	00001	835	DAVISON, DORIS
4	412744		\$144.00	11/22/11	09272	2	ECM PUBLISHERS, INC.
4	412745		\$623.00	11/22/11	27886	0	ENGELMANN, GRANT
4	412746		\$70.00	11/22/11	00016	2253	ERDMAN, MICHAEL OR JENNIFER
4	412747		\$60.00	11/22/11	24030	0	FRANSELL, DEAN
4	412748		\$687.50	11/22/11	26709	0	GALLAGHER BENEFIT SERVICES, INC.
4	412749		\$2,750.00	11/22/11	27473	0	GENERAL ASP
4	412750		\$70.00	11/22/11	00016	1820	GOERING, CAROLYN
4	412751		\$567.27	11/22/11	16514	0	GRAFF, SALLY
4	412752		\$150.00	11/22/11	27887	0	GRAYWOLF PRESS
4	412753		\$260.40	11/22/11	21252	0	HARMER, MARY

Check Register Report

Bank Number	Check Number	Check Status	Check Amount	Check Date	Vendor Number	Vendor Address Number	Vendor Name
4	412754		\$70.00	11/22/11	00016	2265	HINZ, JUDITH
4	412755		\$22.00	11/22/11	00906	5	ISD 917-FUND CHEF
4	412756		\$400.00	11/22/11	26879	0	KENZIE, BILL
4	412757		\$480.00	11/22/11	27465	0	KRUSE, JULIE ANNA
4	412758		\$79.50	11/22/11	27071	0	MAHOWALD, RANDY
4	412759		\$213.00	11/22/11	06559	0	MATRIX COMMUNICATIONS, INC.
4	412760		\$1,020.00	11/22/11	08315	0	MEADOW GREEN LAWN & LANDSCAPE
4	412761		\$70.00	11/22/11	00016	2266	MEYERS, JANE
4	412762		\$395.25	11/22/11	07752	0	MILLER ELECTRIC, INC.
4	412763		\$7,045.65	11/22/11	03029	1	MINNESOTA ENERGY RESOURCES CORPORATION
4	412764		\$35.00	11/22/11	08543	7	MN DEPT OF HEALTH
4	412765		\$269.00	11/22/11	00476	0	MN SOCIETY OF CERTIFIED PUBLIC ACCOUNTANTS
4	412766		\$60.00	11/22/11	26480	2	MULTI-LANGUAGE LINK, INC.
4	412767		\$255.10	11/22/11	25300	1	ORANGE TREE EMPLOYMENT SCREENING
4	412768		\$161.91	11/22/11	07235	0	REALLY GOOD STUFF
4	412769		\$2,208.00	11/22/11	09331	0	SCHMITTY & SONS SCHOOL BUSES, INC.
4	412770		\$18,771.00	11/22/11	23848	0	SFM
4	412771		\$580.00	11/22/11	25672	0	SPECIAL DELIVERY OF MINNESOTA, INC
4	412772		\$2,293.20	11/22/11	22020	0	SPHERION CORPORATION
4	412773		\$16,995.50	11/22/11	21008	0	TLC SPECIAL TRANSPORTATION
4	412774	Unissued	\$0.00	11/22/11	21008	0	TLC SPECIAL TRANSPORTATION
4	412775	Unissued	\$0.00	11/22/11	21008	0	TLC SPECIAL TRANSPORTATION
4	412776	Unissued	\$0.00	11/22/11	21008	0	TLC SPECIAL TRANSPORTATION
4	412777	Unissued	\$0.00	11/22/11	21008	0	TLC SPECIAL TRANSPORTATION
4	412778	Unissued	\$0.00	11/22/11	21008	0	TLC SPECIAL TRANSPORTATION
4	412779		\$601.66	11/22/11	03794	0	TOLL GAS & WELDING SUPPLY
4	412780		\$70.00	11/22/11	00016	2243	TOZIER, ROXANNE
4	412781		\$347.95	11/22/11	03986	0	TROPHY HOUSE, INC.
4	412782		\$170.71	11/22/11	21190	0	TROUSIL, WANDA
4	412783		\$190.00	11/22/11	04153	6	U.S. POSTMASTER
4	412784		\$9.97	11/22/11	02776	0	XCEL ENERGY
4	412785		\$182.00	11/22/11	04451	7	XEROX CORPORATION
4	412786		\$1,148.38	11/22/11	27490	0	XEROX FINANCIAL SERVICES LLC
4	412787		\$70.00	11/22/11	00000	4136	YOERG, COLLEEN
4	412788		\$642.82	11/22/11	04566	0	ZIEGLER INC.
4	412789		\$85.45	11/22/11	27357	0	ZRUST, CHRISTINA
4	412790		\$107.18	12/01/11	27838	0	AC SALES COMPANY
4	412791		\$1,027.50	12/01/11	27573	0	AKERBERG, DARCY
4	412792		\$50.00	12/01/11	00216	1	ALPHA VIDEO & AUDIO, INC.
4	412793		\$699.28	12/01/11	03503	0	AMERICAN TIME & SIGNAL
4	412794		\$332.00	12/01/11	01365	0	AMERIPRIDE LINEN AND APPAREL

Check Register Report

Bank Number	Check Number	Check Status	Check Amount	Check Date	Vendor Number	Vendor Address Number	Vendor Name
							SERVICES
4	412795	Unissued	\$0.00	12/01/11	01365	0	AMERIPRIDE LINEN AND APPAREL SERVICES
4	412796		\$768.00	12/01/11	00249	1	APPLE COMPUTER INC.
4	412797		\$1,256.84	12/01/11	03178	1	AQUA LOGIC, INC.
4	412798		\$621.44	12/01/11	00386	1	BARNES & NOBLE INC
4	412799		\$399.00	12/01/11	25425	0	BERRY BLENDZ
4	412800		\$7,667.64	12/01/11	00477	0	BIX PRODUCE COMPANY
4	412801	Unissued	\$0.00	12/01/11	00477	0	BIX PRODUCE COMPANY
4	412802	Unissued	\$0.00	12/01/11	00477	0	BIX PRODUCE COMPANY
4	412803		\$79.05	12/01/11	08073	1	CAMBRIDGE UNIVERSITY PRESS
4	412804		\$620.00	12/01/11	20289	1	CDW GOVERNMENT, INC.
4	412805		\$340.00	12/01/11	25513	1	CHURCH OFFSET PRINTING, INC.
4	412806		\$211.36	12/01/11	00645	0	CUB FOODS
4	412807		\$601.48	12/01/11	02444	0	CYNMAR CORPORATION
4	412808		\$961.75	12/01/11	00279	0	D.S.D., INC.
4	412809		\$66.80	12/01/11	00837	1	DEMCO, INC.
4	412810		\$2,671.86	12/01/11	01064	0	EARL F. ANDERSEN-DIVISION OF SAFETY SIG
4	412811		\$349.70	12/01/11	01078	0	ELECTRO WATCHMAN, INC.
4	412812		\$909.61	12/01/11	01231	0	FLINN SCIENTIFIC, INC.
4	412813		\$105.53	12/01/11	01011	0	FOWLER ELECTRIC CO., INC.
4	412814		\$3,102.00	12/01/11	02082	1	FRIEDGES DRYWALL, INC.
4	412815		\$267.46	12/01/11	01458	1	GOPHER
4	412816		\$12.86	12/01/11	24927	1	GOVCONNECTION, INC.
4	412817		\$1,303.05	12/01/11	09046	0	HI TECH REFRIGERATION
4	412818		\$75.50	12/01/11	01729	1	HIGHSMITH INC.
4	412819		\$3,142.20	12/01/11	09318	1	HILLYARD INC - MINNEAPOLIS
4	412820		\$800.00	12/01/11	23838	2	HM RECEIVABLES CO, LLC
4	412821		\$100.36	12/01/11	04818	0	HORIZON COMMERCIAL POOL SUPPLY
4	412822		\$473.41	12/01/11	01685	1	HOUGHTON MIFFLIN COMPANY
4	412823		\$440.00	12/01/11	01866	1	INDEPENDENT BLACK DIRT CO.
4	412824		\$788.15	12/01/11	05816	0	JOHN A. DAL SIN & SON, INC.
4	412825		\$322.25	12/01/11	08955	0	KELLEHER, HELMRICH AND ASSOCIATES
4	412826		\$1,312.50	12/01/11	27799	0	KEY DATA INTERNATIONAL, INC.
4	412827		\$112.49	12/01/11	24012	0	KIDS EXPRESS TRAIN, LLC
4	412828		\$701.15	12/01/11	06243	0	KUBITZ EDUCATIONAL SERVICES
4	412829		\$13,911.28	12/01/11	27253	0	LANDS BEST FOODS LLC
4	412830		\$56.85	12/01/11	02225	1	LIBRARY VIDEO COMPANY
4	412831		\$151.00	12/01/11	26151	0	LIGHTSPEED TECHNOLOGIES, INC.
4	412832		\$204.45	12/01/11	02320	0	LINGUI SYSTEMS, INC.
4	412833		\$125.00	12/01/11	05077	0	LOCKSAFE, INC.
4	412834		\$30.61	12/01/11	27181	0	LUPIENT CHEVROLET, INC

Check Register Report

Bank Number	Check Number	Check Status	Check Amount	Check Date	Vendor Number	Vendor Address Number	Vendor Name
4	412835		\$1,781.79	12/01/11	20328	0	MATERIALS PROCESSING CORPORATION
4	412836		\$4,878.06	12/01/11	20740	2	MCGRAW-HILL COMPANIES
4	412837		\$903.72	12/01/11	08315	0	MEADOW GREEN LAWN & LANDSCAPE
4	412838		\$147.00	12/01/11	20044	0	MIDWEST AUDIO VISUAL, INC.
4	412839		\$3,700.40	12/01/11	07752	0	MILLER ELECTRIC, INC.
4	412840		\$1,925.29	12/01/11	08999	1	MINNESOTA ELEVATOR INC
4	412841		\$1,110.00	12/01/11	01596	22	MN DEPARTMENT OF EDUCATION
4	412842		\$2,860.91	12/01/11	02544	1	MTI DISTRIBUTING CO.
4	412843		\$771.04	12/01/11	03519	0	NAPA AUTO PARTS
4	412844		\$27.96	12/01/11	02704	0	NASCO
4	412845		\$253.44	12/01/11	02832	1	NEW READER'S PRESS
4	412846		\$368.11	12/01/11	01197	1	NEXT DAY GOURMET
4	412847		\$2,195.13	12/01/11	02489	1	OFFICE DEPOT COMPANY
4	412848	Unissued	\$0.00	12/01/11	02489	1	OFFICE DEPOT COMPANY
4	412849	Unissued	\$0.00	12/01/11	02489	1	OFFICE DEPOT COMPANY
4	412850		\$169.95	12/01/11	27848	0	OFFICE LINK, INC.
4	412851		\$91.94	12/01/11	09295	0	PCI EDUCATIONAL PUBLISHING
4	412852		\$2,270.00	12/01/11	02475	3	PCS REVENUE CONTROL SYSTEMS, INC.
4	412853		\$108.16	12/01/11	26290	0	PERFORMANCE APPAREL, LLC
4	412854		\$95.00	12/01/11	27837	0	R & D INSTRUCTIONAL SOLUTIONS
4	412855		\$23.90	12/01/11	07235	0	REALLY GOOD STUFF
4	412856		\$364.74	12/01/11	05511	0	RED WING SHOE STORE
4	412857		\$519.20	12/01/11	21851	0	RED WING SHOE STORE
4	412858		\$54.00	12/01/11	09329	1	REGENTS OF THE UNIVERSITY OF MINNESOTA
4	412859		\$1,063.37	12/01/11	03744	1	RENAISSANCE LEARNING, INC.
4	412860		\$1,085.00	12/01/11	25729	0	RENT N' SAVE PORTABLE SERVICES
4	412861		\$16,500.00	12/01/11	25220	1	RESILITE SPORTS PRODUCTS INC
4	412862		\$70.18	12/01/11	03537	1	SCHOOL HEALTH SUPPLY CO., INC.
4	412863		\$221.10	12/01/11	27518	1	SCHOOL SPECIALTY
4	412864		\$723.49	12/01/11	25097	1	SCHOOL SPECIALTY INC
4	412865		\$606.50	12/01/11	04753	1	SCOPE SHOPPE, INC. THE
4	412866		\$32.31	12/01/11	03745	2	SHERWIN-WILLIAMS
4	412867		\$94.36	12/01/11	03472	2	SHIFFLER EQUIPMENT SALES INC
4	412868		\$1,608.36	12/01/11	03587	1	SIMPLEX GRINNELL
4	412869		\$191.68	12/01/11	24021	0	SPIRAL BINDING COMPANY, INC.
4	412870		\$259.88	12/01/11	23998	2	SUMMIT FACILITY & KITCHEN SERVICE
4	412871		\$386.40	12/01/11	02899	0	TESSMAN COMPANY
4	412872		\$60.00	12/01/11	00826	1	TIERNEY BROTHERS, INC.
4	412873		\$1,994.03	12/01/11	08203	1	TIES
4	412874		\$3,135.69	12/01/11	21184	4	TIES
4	412875		\$2,277.43	12/01/11	24601	0	TOTAL MECHANICAL SERVICES, INC.

Check Register Report

Bank Number	Check Number	Check Status	Check Amount	Check Date	Vendor Number	Vendor Address Number	Vendor Name
4	412876		\$64.53	12/01/11	04060	0	TRANS-MISSISSIPPI BIOLOGICAL SUPPLY
4	412877		\$123.24	12/01/11	04037	1	TRIARCO ARTS & CRAFTS
4	412878		\$15,706.68	12/01/11	03802	0	TRIO SUPPLY
4	412879	Unissued	\$0.00	12/01/11	03802	0	TRIO SUPPLY
4	412880	Unissued	\$0.00	12/01/11	03802	0	TRIO SUPPLY
4	412881	Unissued	\$0.00	12/01/11	03802	0	TRIO SUPPLY
4	412882	Unissued	\$0.00	12/01/11	03802	0	TRIO SUPPLY
4	412883		\$6,438.60	12/01/11	04498	1	TRUGREEN
4	412884		\$20.25	12/01/11	27463	0	TSBL DISTRIBUTING
4	412885		\$98,509.79	12/01/11	04417	1	US FOODSERVICE
4	412886	Unissued	\$0.00	12/01/11	04417	1	US FOODSERVICE
4	412887	Unissued	\$0.00	12/01/11	04417	1	US FOODSERVICE
4	412888	Unissued	\$0.00	12/01/11	04417	1	US FOODSERVICE
4	412889	Unissued	\$0.00	12/01/11	04417	1	US FOODSERVICE
4	412890	Unissued	\$0.00	12/01/11	04417	1	US FOODSERVICE
4	412891	Unissued	\$0.00	12/01/11	04417	1	US FOODSERVICE
4	412892	Unissued	\$0.00	12/01/11	04417	1	US FOODSERVICE
4	412893	Unissued	\$0.00	12/01/11	04417	1	US FOODSERVICE
4	412894	Unissued	\$0.00	12/01/11	04417	1	US FOODSERVICE
4	412895		\$676.40	12/01/11	04204	2	VIRCO INC
4	412896		\$244.00	12/01/11	04306	0	W.E. NEAL SLATE CO.
4	412897		\$1,869.67	12/01/11	04563	0	WENZEL PLYMOUTH PLUMBING
4	412898		\$178.40	12/01/11	22496	0	WILLIAM V. MACGILL & CO.
4	412899		\$4,044.68	12/01/11	04566	0	ZIEGLER INC.
4	412900		\$16.50	11/29/11	06215	0	AIRPORT TAXI, INC.
4	412901		\$1,260.00	11/29/11	26795	1	ALLIED PROFESSIONALS, INC.
4	412902		\$131.00	11/29/11	08629	0	BUDION, MIKE
4	412903		\$430.00	11/29/11	00712	1	BUREAU OF EDUCATION & RESEARCH
4	412904		\$135.00	11/29/11	21336	0	COMMUNICATION SERVICE FOR THE DEAF, INC
4	412905		\$183.60	11/29/11	25919	0	CORDOVA-MORALES, LETICIA
4	412906		\$645.00	11/29/11	20524	0	DEWALD, RINA C.
4	412907		\$26,182.64	11/29/11	03328	0	FIRST STUDENT, INC.
4	412908	Unissued	\$0.00	11/29/11	03328	0	FIRST STUDENT, INC.
4	412909	Unissued	\$0.00	11/29/11	03328	0	FIRST STUDENT, INC.
4	412910	Unissued	\$0.00	11/29/11	03328	0	FIRST STUDENT, INC.
4	412911	Unissued	\$0.00	11/29/11	03328	0	FIRST STUDENT, INC.
4	412912	Unissued	\$0.00	11/29/11	03328	0	FIRST STUDENT, INC.
4	412913	Unissued	\$0.00	11/29/11	03328	0	FIRST STUDENT, INC.
4	412914	Unissued	\$0.00	11/29/11	03328	0	FIRST STUDENT, INC.
4	412915	Unissued	\$0.00	11/29/11	03328	0	FIRST STUDENT, INC.
4	412916	Unissued	\$0.00	11/29/11	03328	0	FIRST STUDENT, INC.

Check Register Report

Bank Number	Check Number	Check Status	Check Amount	Check Date	Vendor Number	Vendor Address Number	Vendor Name
4	412917	Unissued	\$0.00	11/29/11	03328	0	FIRST STUDENT, INC.
4	412918		\$79.00	11/29/11	05130	1	FRED PRYOR SEMINARS
4	412919		\$250.00	11/29/11	08391	1	GROUP HEALTH INC.-WORKSITE
4	412920		\$61.00	11/29/11	06337	0	HANSON, GORDON
4	412921		\$420.00	11/29/11	26803	0	HASSAN, RAHMA
4	412922		\$49.00	11/29/11	00000	578	HILPISCH, MARY
4	412923		\$246.41	11/29/11	02483	0	INTEGRA TELECOM
4	412924		\$350.00	11/29/11	27466	0	KAMENOV, MICHELLE
4	412925		\$40.00	11/29/11	00000	6800	KUHN, COLETTE C
4	412926		\$29.00	11/29/11	00000	6560	KUPFER, BRETA
4	412927		\$118.00	11/29/11	00000	612	MAGEE, BECKY
4	412928		\$180.00	11/29/11	06559	0	MATRIX COMMUNICATIONS, INC.
4	412929		\$60.00	11/29/11	25421	0	MEDINA de SMITH, MARIA
4	412930		\$220.00	11/29/11	03412	0	MERZER, SHEILA M.A.L.P.
4	412931		\$172.67	11/29/11	02413	0	MIDWEST BADGE & NOVELTY CO., INC.
4	412932		\$113.38	11/29/11	27547	1	MINNESOTA OFFICE TECHNOLOGY GROUP
4	412933		\$300.00	11/29/11	00624	0	MN HISTORICAL SOCIETY
4	412934		\$270.00	11/29/11	24210	3	MNACTE/ACTE
4	412935		\$341.25	11/29/11	22324	0	MULTILINGUAL WORD, INC.
4	412936		\$120.00	11/29/11	24243	0	MUNOZ, MARIBEL
4	412937		\$3,525.79	11/29/11	02858	3	NEFF MOTIVATION, INC.
4	412938		\$848.00	11/29/11	02940	0	OLD LOG THEATRE
4	412939		\$525.00	11/29/11	04846	0	PARK SQUARE THEATRE
4	412940		\$120.00	11/29/11	24879	0	PEREZ, MELISSA M.
4	412941		\$20.00	11/29/11	09588	4	SAVAGE, CITY OF
4	412942		\$30.00	11/29/11	27563	0	SHRED RIGHT
4	412943		\$1,800.00	11/29/11	25234	0	STEINBERG-BOHN, JANET
4	412944		\$5,610.52	11/29/11	24234	0	TEAMWORKS INTERNATIONAL, INC.
4	412945		\$327.00	12/02/11	00128	2	AMERICAN RED CROSS - HEALTH & SAFETY SERVICES
4	412946		\$9,998.26	12/02/11	21261	0	ANDERSON BUS COMPANY, INC.
4	412947		\$270.00	12/02/11	26960	0	ANDREWS, BEN
4	412948		\$502.65	12/02/11	04895	0	ASSOCIATION OF CLERICAL EMPLOYEES
4	412949		\$540.00	12/02/11	09460	0	BAKKEN MUSEUM, THE
4	412950		\$56.56	12/02/11	00016	1690	BALLARD, EILEEN
4	412951		\$565.50	12/02/11	03931	0	BERRY COFFEE COMPANY
4	412952		\$2,000.00	12/02/11	09991	0	BURNSVILLE ASSOCIATION OF EDUCATIONAL ASSTS
4	412953		\$104.08	12/02/11	02519	0	CENTERPOINT ENERGY
4	412954		\$74.00	12/02/11	25787	0	CHANTARA, PHET
4	412955		\$214.50	12/02/11	00000	2030	CHRISTENSEN, MARYBETH
4	412956		\$17.25	12/02/11	00016	2038	CONNETT, MYRNA

Check Register Report

Bank Number	Check Number	Check Status	Check Amount	Check Date	Vendor Number	Vendor Address Number	Vendor Name
4	412957		\$61.00	12/02/11	27899	0	COONCE, PERRY
4	412958		\$103.95	12/02/11	06013	0	CULLIGAN
4	412959		\$112.00	12/02/11	22013	0	CUSTOM WATER WORKS
4	412960		\$493.90	12/02/11	27788	2	DECA IMAGES
4	412961		\$317.00	12/02/11	26702	0	DELTA MANAGEMENT ASSOCIATES, INC.
4	412962		\$3,040.00	12/02/11	27788	3	DISTRICT 2 DECA
4	412963		\$1,200.00	12/02/11	26551	1	EAGLES WINGS CAREER PREP.& WORKFORCE LLC
4	412964		\$150.00	12/02/11	27895	0	EBELING, LINDA
4	412965		\$160.00	12/02/11	07144	0	GAGNON PIANO SERVICE
4	412966		\$228.00	12/02/11	27604	0	GREAT LAKES HIGHER EDUCATION CORPORATIO
4	412967		\$645.85	12/02/11	07390	0	GREATER TWIN CITIES UNITED WAY
4	412968		\$101.00	12/02/11	20324	1	GURSTEL,STALOCH & CHARGO PA
4	412969		\$958.50	12/02/11	03539	1	H & A ADMINISTRATORS
4	412970		\$88.20	12/02/11	21252	0	HARMER, MARY
4	412971		\$61.00	12/02/11	27897	0	HARTMAN, ADAM
4	412972		\$2,862.04	12/02/11	07139	0	HASTINGS BUS COMPANY
4	412973		\$390.94	12/02/11	26918	0	IMB DISTRIBUTION
4	412974		\$206.41	12/02/11	24999	0	IMPACT COMPUTERS
4	412975		\$2,983.24	12/02/11	02483	0	INTEGRA TELECOM
4	412976		\$144.00	12/02/11	20523	0	JONES, SCOTT
4	412977		\$26.50	12/02/11	00016	2097	KAUPA, TAMI
4	412978		\$712.00	12/02/11	03042	0	KNUTSON FLYNN & DEANS, P.A.
4	412979		\$188.62	12/02/11	00016	1709	KOHOUT, KATHY
4	412980		\$16,919.00	12/02/11	02102	0	KRAUS-ANDERSON INS. AGENCY, INC.
4	412981		\$2,970.00	12/02/11	27305	0	LEE LINE CORPORATION
4	412982		\$337.50	12/02/11	09183	0	LINDSEY, DEBORAH ANN
4	412983		\$4,668.15	12/02/11	26241	0	M&E REALTY COMPANY
4	412984		\$170.00	12/02/11	09951	0	MATH MASTERS OF MN
4	412985		\$504.00	12/02/11	25512	0	MAYER ARTS, INC.
4	412986		\$70.00	12/02/11	00016	2267	MELATYAR, FARIDA
4	412987		\$163.00	12/02/11	23866	0	MESSERLI & KRAMER PA
4	412988		\$136.80	12/02/11	08118	0	METRO ATHLETIC SUPPLY
4	412989		\$222.94	12/02/11	24060	0	MEYER, RITA
4	412990		\$200.00	12/02/11	20044	0	MIDWEST AUDIO VISUAL, INC.
4	412991		\$9,950.00	12/02/11	07752	0	MILLER ELECTRIC, INC.
4	412992		\$913.00	12/02/11	27547	1	MINNESOTA OFFICE TECHNOLOGY GROUP
4	412993		\$255.00	12/02/11	03870	0	MN LANDSCAPE ARBORETUM
4	412994		\$170.00	12/02/11	27055	0	MURRAY, KATHLEEN
4	412995		\$983.25	12/02/11	04476	0	NATIONAL TREASURE KUNG FU INC
4	412996		\$144.00	12/02/11	08769	0	NCPERS MINNESOTA

Check Register Report

Bank Number	Check Number	Check Status	Check Amount	Check Date	Vendor Number	Vendor Address Number	Vendor Name
4	412997		\$5,038.63	12/02/11	22639	1	NEXTEL
4	412998		\$350.00	12/02/11	27894	0	BHS NORDIC SKI TEAM
4	412999		\$5,472.00	12/02/11	21081	0	ON CALL CLINICIANS
4	413000		\$294.75	12/02/11	03508	1	PARK NICOLLET CLINIC
4	413001		\$524.92	12/02/11	03219	1	PEPSI-COLA COMPANY
4	413002		\$797.00	12/02/11	00488	0	REGION 3AA
4	413003		\$756.00	12/02/11	00488	0	REGION 3AA
4	413004		\$250.00	12/02/11	00016	1348	RIVERA, LISA
4	413005		\$155.12	12/02/11	01686	0	RODGERS & HAMMERSTEIN THEATRICALS
4	413006		\$1,458.00	12/02/11	07711	0	ROLANDO, NORMAN
4	413007		\$227.20	12/02/11	25562	0	SACHS, ALICE
4	413008		\$146.10	12/02/11	09285	2	SAM'S CLUB DIRECT
4	413009		\$1,458.27	12/02/11	09285	2	SAM'S CLUB DIRECT
4	413010		\$8,750.00	12/02/11	09588	1	SAVAGE, CITY OF
4	413011		\$49.69	12/02/11	20956	0	SCHALLER, BARB
4	413012		\$6,840.77	12/02/11	07382	0	SCHOOL SERVICES EMPLOYEES LOCAL 284
4	413013		\$342.52	12/02/11	25907	0	SCHUERMAN, JEREMY DAVID
4	413014		\$737.15	12/02/11	20185	0	SHIRTY SOMETHING
4	413015		\$4,911.27	12/02/11	22020	0	SPHERION CORPORATION
4	413016		\$30.00	12/02/11	27896	0	STADSVOLD PROMOTIONAL PRODUCTS
4	413017		\$9.00	12/02/11	00000	9695	STEARNS, FRANCES
4	413018		\$212.00	12/02/11	26893	0	STEWART, ZLIMEN & JUNGERS, LTD.
4	413019		\$153.74	12/02/11	00826	1	TIERNEY BROTHERS, INC.
4	413020		\$1,796.00	12/02/11	08203	2	TIES 2011
4	413021		\$19,666.00	12/02/11	21008	0	TLC SPECIAL TRANSPORTATION
4	413022	Unissued	\$0.00	12/02/11	21008	0	TLC SPECIAL TRANSPORTATION
4	413023	Unissued	\$0.00	12/02/11	21008	0	TLC SPECIAL TRANSPORTATION
4	413024	Unissued	\$0.00	12/02/11	21008	0	TLC SPECIAL TRANSPORTATION
4	413025	Unissued	\$0.00	12/02/11	21008	0	TLC SPECIAL TRANSPORTATION
4	413026	Unissued	\$0.00	12/02/11	21008	0	TLC SPECIAL TRANSPORTATION
4	413027		\$121.44	12/02/11	21190	0	TROUSIL, WANDA
4	413028		\$190.00	12/02/11	04153	0	U.S. POSTMASTER
4	413029		\$153.27	12/02/11	23463	7	UNITED STATES TREASURY
4	413030		\$900.00	12/02/11	26514	0	WALLACE, MATT
4	413031		\$274.25	12/02/11	04451	1	XEROX CORPORATION
4	413032		\$7,232.10	12/02/11	04451	7	XEROX CORPORATION
4	413033	Unissued	\$0.00	12/02/11	04451	7	XEROX CORPORATION
4	413034	Unissued	\$0.00	12/02/11	04451	7	XEROX CORPORATION
4	413035		\$810.60	12/02/11	27490	0	XEROX FINANCIAL SERVICES LLC
4	413036		\$60.00	12/06/11	23909	0	ALEMENY-JONES, AUREA
4	413037		\$1,798.69	12/06/11	26795	1	ALLIED PROFESSIONALS, INC.

Check Register Report

Bank Number	Check Number	Check Status	Check Amount	Check Date	Vendor Number	Vendor Address Number	Vendor Name
4	413038		\$20.00	12/06/11	08153	0	ALWINE, JANE
4	413039		\$20.00	12/06/11	00016	2273	ANDERT, GREG
4	413040		\$150.52	12/06/11	03205	0	ASTLEFORD
4	413041		\$20.00	12/06/11	00016	2275	BAISCH, COREY OR DEANNA
4	413042		\$20.00	12/06/11	00016	1445	BROLIN, JENNIFER
4	413043		\$45.00	12/06/11	06939	0	BUREAU OF CRIMINAL APPREHENSION
4	413044		\$250.00	12/06/11	00673	0	BURNSVILLE, CITY OF
4	413045		\$160.00	12/06/11	00016	1079	CAYER, KATHERINE
4	413046		\$659.53	12/06/11	02519	3	CENTERPOINT ENERGY SERVICES, INC.
4	413047		\$240.00	12/06/11	25919	0	CORDOVA-MORALES, LETICIA
4	413048		\$3,325.00	12/06/11	24183	0	DAKOTA TRANSPORT, INC.
4	413049		\$90.00	12/06/11	20524	0	DEWALD, RINA C.
4	413050		\$150.00	12/06/11	00016	2274	EITREIM, DAN
4	413051		\$512.50	12/06/11	04416	0	FAIRVIEW
4	413052		\$150.00	12/06/11	00016	2272	GALBRECHT, JIM
4	413053		\$131.00	12/06/11	25939	0	GASKINS, NORMAN
4	413054		\$20.00	12/06/11	00016	2277	GHEBREKRUSTOS, ASMERON
4	413055		\$20.00	12/06/11	00016	2276	HANSRAJ, MAHENDRA
4	413056		\$240.00	12/06/11	26803	0	HASSAN, RAHMA
4	413057		\$60.00	12/06/11	27442	0	IBARRA, HILIANA
4	413058		\$69.59	12/06/11	24999	0	IMPACT COMPUTERS
4	413059		\$233.95	12/06/11	25195	0	IPROMOTEU, INC.
4	413060		\$662.15	12/06/11	08356	1	KENNEDY & GRAVEN, CHARTERED
4	413061		\$55.85	12/06/11	00001	1217	LANDBERG, JESSICA
4	413062		\$300.00	12/06/11	27775	0	LOWERTOWN GROUP, LLC
4	413063		\$229.22	12/06/11	00014	1326	MAINS, JOLENE
4	413064		\$20.00	12/06/11	00016	2270	MARTENS, ROXANNE
4	413065		\$451.14	12/06/11	00014	2310	MASLOW, MIKE OR KATHY
4	413066		\$250.00	12/06/11	00014	2238	MCMANMON, GEORGE
4	413067		\$60.00	12/06/11	25421	0	MEDINA de SMITH, MARIA
4	413068		\$44.25	12/06/11	08118	0	METRO ATHLETIC SUPPLY
4	413069		\$20.00	12/06/11	00016	1567	MILHAUPT, PAUL
4	413070		\$170.00	12/06/11	00016	2269	MILLER, STEVE
4	413071		\$500.00	12/06/11	00014	2241	MIXTER, JODY
4	413072		\$35.00	12/06/11	08543	7	MN DEPT OF HEALTH
4	413073		\$731.83	12/06/11	01706	20	MN DEPT OF REVENUE
4	413074		\$250.00	12/06/11	00014	1263	MOHER, BRIAN
4	413075		\$505.00	12/06/11	22324	0	MULTILINGUAL WORD, INC.
4	413076		\$120.00	12/06/11	24243	0	MUNOZ, MARIBEL
4	413077		\$750.00	12/06/11	00014	2334	NELSON, DAVE & TRACY
4	413078		\$250.00	12/06/11	00014	113	NESHEIM, JOHN
4	413079		\$250.00	12/06/11	00014	1013	NICHOLSON, JEFFREY

Check Register Report

Bank Number	Check Number	Check Status	Check Amount	Check Date	Vendor Number	Vendor Address Number	Vendor Name
4	413080		\$60.00	12/06/11	24879	0	PEREZ, MELISSA M.
4	413081		\$12.20	12/06/11	00014	1222	RODENBECK, DEANNA
4	413082		\$60.00	12/06/11	26289	0	SALGADO-LANDA, NOE
4	413083		\$500.00	12/06/11	00014	1131	SCHMID, SHARRY
4	413084		\$30.00	12/06/11	27563	0	SHRED RIGHT
4	413085		\$464.00	12/06/11	25672	0	SPECIAL DELIVERY OF MINNESOTA, INC
4	413086		\$907.73	12/06/11	22020	0	SPHERION CORPORATION
4	413087		\$20.00	12/06/11	00001	862	SWENSON, KRISTIN
4	413088		\$116.70	12/06/11	04172	0	UNITED PARCEL SERVICE
4	413089		\$2,112.80	12/06/11	04417	1	US FOODSERVICE
4	413090		\$60.00	12/06/11	25837	0	WILLIAMS, REBECCA
4	413091		\$2,275.73	12/06/11	04451	7	XEROX CORPORATION
4	413092		\$942.14	12/06/11	04451	9	XEROX CORPORATION
4	413093		\$103.15	12/06/11	04451	10	XEROX CORPORATION
4	413094		\$794.68	12/09/11	03503	0	AMERICAN TIME & SIGNAL
4	413095		\$502.61	12/09/11	01365	0	AMERIPRIDE LINEN AND APPAREL SERVICES
4	413096	Unissued	\$0.00	12/09/11	01365	0	AMERIPRIDE LINEN AND APPAREL SERVICES
4	413097	Unissued	\$0.00	12/09/11	01365	0	AMERIPRIDE LINEN AND APPAREL SERVICES
4	413098		\$256.40	12/09/11	03178	1	AQUA LOGIC, INC.
4	413099		\$137.31	12/09/11	00428	0	ARAMARK
4	413100		\$488.25	12/09/11	25449	2	AUTOMATED LOGIC CORPORATION
4	413101		\$92.46	12/09/11	00386	1	BARNES & NOBLE INC
4	413102		\$19.75	12/09/11	01253	1	BATTERIES PLUS
4	413103		\$684.00	12/09/11	25425	0	BERRY BLENDZ
4	413104		\$8,783.67	12/09/11	00477	0	BIX PRODUCE COMPANY
4	413105	Unissued	\$0.00	12/09/11	00477	0	BIX PRODUCE COMPANY
4	413106	Unissued	\$0.00	12/09/11	00477	0	BIX PRODUCE COMPANY
4	413107	Unissued	\$0.00	12/09/11	00477	0	BIX PRODUCE COMPANY
4	413108		\$274.00	12/09/11	27354	0	BME LABSTORE, INC.
4	413109		\$225.34	12/09/11	06201	1	C L BENSEN COMPANY, INC.
4	413110		\$2,127.35	12/09/11	03865	1	CARGILL INC.
4	413111		\$337.50	12/09/11	03622	1	CENGAGE LEARNING
4	413112		\$262.55	12/09/11	25513	1	CHURCH OFFSET PRINTING, INC.
4	413113		\$98.73	12/09/11	27279	1	COLE PAPERS INC.
4	413114		\$120.00	12/09/11	00502	0	CORNERSTONE COPY CENTER
4	413115		\$69.20	12/09/11	00647	0	CROWN RENTAL, INC.
4	413116		\$939.00	12/09/11	27836	0	CUSTOMINK.COM
4	413117		\$858.78	12/09/11	00279	0	D.S.D., INC.
4	413118		\$5,884.00	12/09/11	27288	0	DAKOTA UNLIMITED, INC.
4	413119		\$48.23	12/09/11	09859	1	DISCOUNT SCHOOL SUPPLY

Check Register Report

Bank Number	Check Number	Check Status	Check Amount	Check Date	Vendor Number	Vendor Address Number	Vendor Name
4	413120		\$440.00	12/09/11	01049	0	EAGAN, CITY OF
4	413121		\$450.00	12/09/11	27321	0	ELLIOTT'S PAINTING & DECORATING, INC.
4	413122		\$46.98	12/09/11	23054	1	FASTENAL
4	413123		\$623,786.97	12/09/11	03328	0	FIRST STUDENT, INC.
4	413124	Unissued	\$0.00	12/09/11	03328	0	FIRST STUDENT, INC.
4	413125	Unissued	\$0.00	12/09/11	03328	0	FIRST STUDENT, INC.
4	413126	Unissued	\$0.00	12/09/11	03328	0	FIRST STUDENT, INC.
4	413127	Unissued	\$0.00	12/09/11	03328	0	FIRST STUDENT, INC.
4	413128	Unissued	\$0.00	12/09/11	03328	0	FIRST STUDENT, INC.
4	413129		\$249.70	12/09/11	25922	1	FOLLETT LIBRARY RESOURCES
4	413130		\$167.71	12/09/11	01011	0	FOWLER ELECTRIC CO., INC.
4	413131		\$1,325.63	12/09/11	04387	1	GRAINGER
4	413132		\$498.88	12/09/11	01741	2	HARMON FULL SERVICE GROUP
4	413133		\$219.50	12/09/11	24154	0	HEALTH COUNSELING SERVICES
4	413134		\$187.64	12/09/11	01729	1	HIGHSMITH INC.
4	413135		\$17,148.81	12/09/11	09318	1	HILLYARD INC - MINNEAPOLIS
4	413136	Unissued	\$0.00	12/09/11	09318	1	HILLYARD INC - MINNEAPOLIS
4	413137		\$3,854.50	12/09/11	02527	2	HM RECEIVABLES CO LLC
4	413138		\$657.13	12/09/11	04818	0	HORIZON COMMERCIAL POOL SUPPLY
4	413139		\$358.44	12/09/11	22258	1	INDUSTRIAL WASTE SERVICES INC.
4	413140		\$222.50	12/09/11	01994	0	J&R SCHOOL SUPPLIES, INC.
4	413141		\$1,668.45	12/09/11	02203	0	LAKESHORE LEARNING MATERIALS
4	413142		\$17.60	12/09/11	06962	1	LANDSCAPE STRUCTURES INC.
4	413143		\$169.90	12/09/11	27439	1	LEARNING A-Z
4	413144		\$1,682.05	12/09/11	05077	0	LOCKSAFE, INC.
4	413145		\$82.15	12/09/11	27181	0	LUPIENT CHEVROLET, INC
4	413146		\$1,859.10	12/09/11	02196	0	MACKIN EDUCATIONAL RESOURCES
4	413147		\$653.11	12/09/11	20328	0	MATERIALS PROCESSING CORPORATION
4	413148		\$435.40	12/09/11	04333	1	MEDCO COMPANY
4	413149		\$1,400.00	12/09/11	01596	22	MN DEPARTMENT OF EDUCATION
4	413150		\$1,370.13	12/09/11	03519	0	NAPA AUTO PARTS
4	413151	Unissued	\$0.00	12/09/11	03519	0	NAPA AUTO PARTS
4	413152		\$87.71	12/09/11	02435	1	NATIONAL GEOGRAPHIC SCHOOL PUBLISHING &
4	413153		\$90.00	12/09/11	01596	1	NCS PEARSON INC
4	413154		\$332.66	12/09/11	02489	1	OFFICE DEPOT COMPANY
4	413155		\$245.00	12/09/11	24681	0	PROFESSIONAL WIRELESS COMMUNICATIONS
4	413156		\$2,471.30	12/09/11	21744	0	QUALITY AIR MECHANICAL, INC.
4	413157		\$352.34	12/09/11	25097	1	SCHOOL SPECIALTY INC
4	413158		\$1,295.00	12/09/11	03587	1	SIMPLEX GRINNELL
4	413159		\$981.85	12/09/11	02978	0	SOLUTION TREE

Check Register Report

Bank Number	Check Number	Check Status	Check Amount	Check Date	Vendor Number	Vendor Address Number	Vendor Name
4	413160		\$1,054.52	12/09/11	22907	1	SOLUTIONS4SURE.COM, INC.
4	413161		\$1,391.65	12/09/11	05761	0	SPECTRUM INDUSTRIES
4	413162		\$396.00	12/09/11	20034	0	TEAM MATES, INC
4	413163		\$1,259.00	12/09/11	05900	0	UNIQUE SOFTWARE CORPORATION
Check Count	737	Grand Total	\$2,840,608.35				

Check Register Report

Bank Number	Check Number	Check Status	Check Amount	Check Date	Vendor Number	Vendor Address Number	Vendor Name
3	100568		\$8,533.40	11/11/11	26303	0	ALL FURNITURE, INC.
3	100569		\$1,575.00	11/11/11	22603	0	ALTERNATIVE BUSINESS FURNITURE, INC.
3	100570		\$600.00	11/11/11	03178	1	AQUA LOGIC, INC.
3	100571		\$865.01	11/11/11	26500	0	ARMSTRONG TORSETH SKOLD & RYDEEN INC.
3	100572		\$2,399.00	11/11/11	01078	0	ELECTRO WATCHMAN, INC.
3	100573		\$4,430.54	11/11/11	26109	0	FIELD ENVIRONMENTAL CONSULTING, INC.
3	100574		\$19,327.63	11/11/11	02086	0	GLEWWE DOORS, INC.
3	100575		\$1,824.00	11/11/11	27842	0	HIGH VOLTAGE SERVICE, INC.
3	100576		\$5,890.75	11/11/11	27063	0	MIDWEST BLINDS
3	100577		\$13,660.00	11/11/11	02765	0	NORCOSTCO, INC.
3	100578		\$2,509.46	11/11/11	20320	0	NORTHERN AIR CORPORATION
3	100579		\$1,767.61	11/11/11	02217	1	SIEMENS INDUSTRY, INC.
3	100580		\$1,550.00	11/11/11	21164	0	W.V. NELSON CONSTRUCTION CORPORATION
3	100581		\$293.55	12/01/11	26303	0	ALL FURNITURE, INC.
3	100582		\$1,774.00	12/01/11	03178	1	AQUA LOGIC, INC.
3	100583		\$36,675.93	12/01/11	26500	0	ARMSTRONG TORSETH SKOLD & RYDEEN INC.
3	100584		\$321,575.00	12/01/11	26203	0	JORGENSON CONSTRUCTION, INC.
3	100585		\$3,637.98	12/01/11	03587	1	SIMPLEX GRINNELL
3	100586		\$13,130.50	12/01/11	27619	0	SRI CONSULTANTS, INC.
3	100587		\$1,095.00	12/01/11	03709	1	STORK TWIN CITY TESTING CORPORATION
Check Count	20	Grand Total	\$443,114.36				

Check Register Report

Bank Number	Check Number	Check Status	Check Amount	Check Date	Vendor Number	Vendor Address Number	Vendor Name
1	1003985		\$156.68	11/09/11	88888	17210	ACKERMAN, BRIANNA M
1	1003986		\$86.30	11/09/11	88888	16318	ANDERSON, SARAH R
1	1003987		\$95.00	11/09/11	88888	5518	AURON, PATRICIA R
1	1003988		\$36.62	11/09/11	88888	16826	BARR, BARBARA M
1	1003989		\$252.53	11/09/11	88888	7269	BARTH, TAMI RAE
1	1003990		\$28.47	11/09/11	88888	6452	BERG, JANET
1	1003991		\$487.81	11/09/11	88888	17523	BERNARD, DAVID
1	1003992		\$293.27	11/09/11	88888	15375	BIRCH, NANCY A
1	1003993		\$62.00	11/09/11	88888	7298	BRENNAN, CAROL ANN
1	1003994		\$37.02	11/09/11	88888	13495	BROWN, CHRISTOPHER M
1	1003995		\$75.00	11/09/11	88888	7863	CASTLE, KATHERINE
1	1003996		\$35.60	11/09/11	88888	15074	CHAMERLIK, KAREN
1	1003997		\$162.61	11/09/11	88888	12806	CORBAY, STEPHANIE A
1	1003998		\$23.80	11/09/11	88888	5747	CORDAHL, AMBER
1	1003999		\$80.00	11/09/11	88888	17322	CZAPAR, KELLY N
1	1004000		\$202.58	11/09/11	88888	17322	CZAPAR, KELLY N
1	1004001		\$44.40	11/09/11	88888	17322	CZAPAR, KELLY N
1	1004002		\$16.08	11/09/11	88888	16888	DAVIDSON, ELIZABETH A
1	1004003		\$13.00	11/09/11	88888	12100	DELMONT, BROOKE
1	1004004		\$41.63	11/09/11	88888	17507	DESTASIO-ANDERSON, MELISSA A
1	1004005		\$188.56	11/09/11	88888	14649	DRAYTON, MARGOT ELIZABETH
1	1004006		\$20.02	11/09/11	88888	13256	FANDRICH, KARI M
1	1004007		\$299.78	11/09/11	88888	11357	GANDRUD, JENNIFER L
1	1004008		\$110.95	11/09/11	88888	4110	GOETZ, DEBORAH E
1	1004009		\$31.58	11/09/11	88888	14219	GRIES, BRENDA J
1	1004010		\$60.18	11/09/11	88888	16313	HANSON, DEBRA A
1	1004011		\$39.98	11/09/11	88888	16617	HANSEN, MARIE C
1	1004012		\$97.13	11/09/11	88888	7255	HAUER, PAMELA A
1	1004013		\$75.00	11/09/11	88888	10045	HEID, DEBRA L
1	1004014		\$75.00	11/09/11	88888	17618	HERMAN, LINDA R
1	1004015		\$75.00	11/09/11	88888	6687	HILL, GWEN LOUISE
1	1004016		\$527.68	11/09/11	88888	13202	HRIMNAK, SANDI J
1	1004017		\$62.52	11/09/11	88888	3547	HUGSTAD-VAA, JENNIFER JO
1	1004018		\$98.40	11/09/11	88888	14623	JOHNSHOY, JANET
1	1004019		\$13.00	11/09/11	88888	14748	JOHNSON, HILLARY E
1	1004020		\$156.66	11/09/11	88888	16428	JORDAN, ALLISON A
1	1004021		\$79.21	11/09/11	88888	16004	JORGENSON, SHANNON E
1	1004022		\$103.91	11/09/11	88888	14751	KELLER, KATIE
1	1004023		\$63.83	11/09/11	88888	14479	KIBLER, JEANNE
1	1004024		\$26.91	11/09/11	88888	16167	KNUTSON, CHRISTINE
1	1004025		\$463.93	11/09/11	88888	16900	LEACH, JEFFREY A

Check Register Report

Bank Number	Check Number	Check Status	Check Amount	Check Date	Vendor Number	Vendor Address Number	Vendor Name
1	1004026		\$24.93	11/09/11	88888	16451	LOPEZ, MARIA T
1	1004027		\$19.98	11/09/11	88888	14836	MACDONALD, POLLY G
1	1004028		\$102.34	11/09/11	88888	9629	MCKINNEY, MARGARET
1	1004029		\$150.00	11/09/11	88888	17601	MURPHY, SARAH L
1	1004030		\$49.95	11/09/11	88888	15112	NELSON, TARA A
1	1004031		\$83.25	11/09/11	88888	13692	NIEMIEC, ALICIA
1	1004032		\$24.75	11/09/11	88888	15962	NIESEN, ELIZABETH A
1	1004033		\$46.18	11/09/11	88888	17003	OLSON, ANGELA JOY
1	1004034		\$28.58	11/09/11	88888	17467	OLSSON, CHRISSE R
1	1004035		\$24.20	11/09/11	88888	14964	PARENT, ANDREA J
1	1004036		\$72.00	11/09/11	88888	15699	PORTO, TAMERA L
1	1004037		\$38.36	11/09/11	88888	17555	POSTHUMUS, ANNA J
1	1004038		\$39.96	11/09/11	88888	17555	POSTHUMUS, ANNA J
1	1004039		\$49.95	11/09/11	88888	16633	RANDALL, DANA M
1	1004040		\$29.97	11/09/11	88888	16999	RENKEN, CARISSA M
1	1004041		\$75.00	11/09/11	88888	17609	REUVERS, MELISSA L
1	1004042		\$75.00	11/09/11	88888	17609	REUVERS, MELISSA L
1	1004043		\$141.53	11/09/11	88888	9670	ROBOLE, VICKI M
1	1004044		\$14.43	11/09/11	88888	12294	RUMPZA, LAURIE
1	1004045		\$75.00	11/09/11	88888	17053	SCHROEDER, MICHELLE R
1	1004046		\$193.64	11/09/11	88888	4356	SIMON, GLENN D.
1	1004047		\$225.00	11/09/11	88888	11808	SPODEN, ANNEMARIE
1	1004048		\$30.30	11/09/11	88888	11808	SPODEN, ANNEMARIE
1	1004049		\$115.44	11/09/11	88888	14961	SPRY, KARIE
1	1004050		\$27.42	11/09/11	88888	12724	STEEG, KIMBERLY KAYE
1	1004051		\$225.00	11/09/11	88888	16021	STREET, CHERYL K
1	1004052		\$150.00	11/09/11	88888	17603	THOMPSON, SHERRY B
1	1004053		\$10.00	11/09/11	88888	15856	TOUSIGNANT, HOLLY
1	1004054		\$75.00	11/09/11	88888	17453	WALLACE, JOY M
1	1004055		\$44.08	11/09/11	88888	11858	WALTER, VERONICA
1	1004056		\$16.88	11/09/11	88888	11966	WEAR, LISA
1	1004057		\$25.25	11/09/11	88888	17161	WEATHERFORD, ANDREA M
1	1004058		\$29.53	11/09/11	88888	6077	WEGLEITNER, JANE M
1	1004059		\$213.68	11/09/11	88888	15911	WILLSON, DAWN M
1	1004060		\$225.00	11/16/11	88888	13406	ALLEN, SUSAN M
1	1004061		\$47.38	11/16/11	88888	8188	ANDERSON, SUZANNE E
1	1004062		\$27.98	11/16/11	88888	14006	BECK, LYNDISAY K
1	1004063		\$42.90	11/16/11	88888	10841	CENCI, BARB
1	1004064		\$45.18	11/16/11	88888	14949	CHRISTENSON, ANNE
1	1004065		\$22.99	11/16/11	88888	12554	DENNIS, TERESA L
1	1004066		\$130.16	11/16/11	88888	14969	DEMPSEY, JODI JEAN
1	1004067		\$225.00	11/16/11	88888	15993	FAUST, DANIELLE M

Check Register Report

Bank Number	Check Number	Check Status	Check Amount	Check Date	Vendor Number	Vendor Address Number	Vendor Name
1	1004068		\$67.28	11/16/11	88888	9689	FINN, FAY E
1	1004069		\$23.68	11/16/11	88888	13256	FANDRICH, KARI M
1	1004070		\$33.30	11/16/11	88888	17592	FLORES, ROSA
1	1004071		\$73.38	11/16/11	88888	13396	HUTCHINSON, JENNIFER L
1	1004072		\$16.99	11/16/11	88888	17294	HAMILTON, ISAAC L
1	1004073		\$24.53	11/16/11	88888	14112	HARTL, ARAN J
1	1004074		\$15.82	11/16/11	88888	8255	HILL, KARI L
1	1004075		\$75.00	11/16/11	88888	8255	HILL, KARI L
1	1004076		\$247.47	11/16/11	88888	6429	HART, CYNTHIA K.
1	1004077		\$129.31	11/16/11	88888	8309	HENDRIX, EUGENIA M
1	1004078		\$225.00	11/16/11	88888	14624	JORDAN, JOANNA
1	1004079		\$225.00	11/16/11	88888	14147	KLINNERT, ELIZABETH
1	1004080		\$36.29	11/16/11	88888	7431	LANDMARK, SHARON K
1	1004081		\$4.12	11/16/11	88888	9881	LIVERS, GRACE
1	1004082		\$21.42	11/16/11	88888	12509	LEMIRE, MARY
1	1004083		\$45.84	11/16/11	88888	16679	MERKLING, ANGELA MARTIN
1	1004084		\$85.51	11/16/11	88888	13431	PAETZOLD, ROBERT JAMES
1	1004085		\$82.70	11/16/11	88888	11739	PARISEAU, MARCIA L
1	1004086		\$14.16	11/16/11	88888	16669	PETTINELLI, STEPHEN M
1	1004087		\$39.93	11/16/11	88888	12997	RICHARDSON, REBECCA ANN
1	1004088		\$10.00	11/16/11	88888	12209	RYKKEN, MEGAN M
1	1004089		\$91.86	11/16/11	88888	6968	SODERHOLM, WM ERIC
1	1004090		\$12.57	11/16/11	88888	14961	SPRY, KARIE
1	1004091		\$147.63	11/16/11	88888	16543	WILLIAMS, ROXANNE J
1	1004092		\$225.86	11/16/11	88888	17297	WRIGHT, LEA A
1	1004093		\$18.38	11/23/11	88888	9746	ALBERTUS, CANDY J
1	1004094		\$65.62	11/23/11	88888	13406	ALLEN, SUSAN M
1	1004095		\$30.53	11/23/11	88888	11817	ALVEY, HEATHER
1	1004096		\$34.02	11/23/11	88888	16377	ALEXON, BETH J
1	1004097		\$24.25	11/23/11	88888	4467	BARLAGE, SUSAN
1	1004098		\$10.65	11/23/11	88888	7839	BARNES, CHERISE C
1	1004099		\$225.00	11/23/11	88888	7839	BARNES, CHERISE C
1	1004100		\$17.26	11/23/11	88888	11018	BARRETT, MARY LU
1	1004101		\$225.00	11/23/11	88888	7269	BARTH, TAMI RAE
1	1004102		\$183.33	11/23/11	88888	10150	BARTON, DUANE
1	1004103		\$59.90	11/23/11	88888	17214	BATES, DANIEL W
1	1004104		\$613.03	11/23/11	88888	15237	BEAL, DIANE E
1	1004105		\$15.73	11/23/11	88888	4032	BIAGINI, LAURIE
1	1004106		\$60.10	11/23/11	88888	11821	BLANDIN, MELISSA
1	1004107		\$45.61	11/23/11	88888	12947	BLOM, ANNE E
1	1004108		\$10.60	11/23/11	88888	9960	BOEKHOFF, LYNETTE
1	1004109		\$76.59	11/23/11	88888	14963	BROADY, JOANNE

Check Register Report

Bank Number	Check Number	Check Status	Check Amount	Check Date	Vendor Number	Vendor Address Number	Vendor Name
1	1004110		\$14.00	11/23/11	88888	14963	BROADY, JOANNE
1	1004111		\$8.57	11/23/11	88888	17216	CHOUANARD, MARY E
1	1004112		\$500.00	11/23/11	88888	16319	CONNELL, PAUL J
1	1004113		\$42.77	11/23/11	88888	15717	COPELAND, ERIN C
1	1004114		\$225.00	11/23/11	88888	5747	CORDAHL, AMBER
1	1004115		\$102.40	11/23/11	88888	17570	DETERT, KYLE J
1	1004116		\$150.00	11/23/11	88888	17584	DIGMAN, JULIE
1	1004117		\$5.11	11/23/11	88888	11833	DOUGLAS, LORI
1	1004118		\$66.90	11/23/11	88888	14649	DRAYTON, MARGOT ELIZABETH
1	1004119		\$37.63	11/23/11	88888	15922	DUNN, RUTH C
1	1004120		\$48.45	11/23/11	88888	15993	FAUST, DANIELLE M
1	1004121		\$70.00	11/23/11	88888	15792	FEE, TROY R
1	1004122		\$185.17	11/23/11	88888	9689	FINN, FAY E
1	1004123		\$56.71	11/23/11	88888	9689	FINN, FAY E
1	1004124		\$101.90	11/23/11	88888	7399	GILES, SHARI M THEIS
1	1004125		\$76.90	11/23/11	88888	16617	HANSEN, MARIE C
1	1004126		\$93.50	11/23/11	88888	17596	HAYDEN, REBECCA A
1	1004127		\$225.00	11/23/11	88888	12301	HJERMSTAD, HEATHER
1	1004128		\$127.10	11/23/11	88888	9267	HOLDEN, MATTHEW J
1	1004129		\$1,959.00	11/23/11	88888	14984	JENSEN, AMANDA LYNN
1	1004130		\$11.43	11/23/11	88888	14147	KLINNERT, ELIZABETH
1	1004131		\$45.68	11/23/11	88888	7847	KOLSTAD, MICHELE M
1	1004132		\$102.73	11/23/11	88888	14118	KOMAR, KAREN K
1	1004133		\$91.50	11/23/11	88888	8868	LAATSCH, REBECCA
1	1004134		\$36.99	11/23/11	88888	16679	MERKLING, ANGELA MARTIN
1	1004135		\$40.00	11/23/11	88888	14646	MEEHAN, ANNE
1	1004136		\$225.00	11/23/11	88888	13693	NEAL, BRYENY B
1	1004137		\$225.00	11/23/11	88888	15962	NIESEN, ELIZABETH A
1	1004138		\$225.00	11/23/11	88888	12479	OSCARSON, KRISTI R
1	1004139		\$76.75	11/23/11	88888	7820	PAULY, LYNN L
1	1004140		\$10.63	11/23/11	88888	16669	PETTINELLI, STEPHEN M
1	1004141		\$181.61	11/23/11	88888	8382	REID, AMY M
1	1004142		\$54.50	11/23/11	88888	14609	ROESKE, MELISSA L
1	1004143		\$27.63	11/23/11	88888	16194	SCALZO, KRISTIN
1	1004144		\$12.19	11/23/11	88888	11354	SCHAFFER, KRISTY J
1	1004145		\$225.00	11/23/11	88888	12335	SCHLICHTING, CATHERINE
1	1004146		\$30.37	11/23/11	88888	17542	SMITH, JACQUELINE J
1	1004147		\$15.75	11/23/11	88888	806	SOMMERSTAD, PATRICIA ANN
1	1004148		\$26.56	11/23/11	88888	16046	STRAHOTA, SARA J
1	1004149		\$112.33	11/23/11	88888	17158	STRAWN, PAMELA J
1	1004150		\$11.26	11/23/11	88888	13437	SULLIVAN, JODI L

Check Register Report

Bank Number	Check Number	Check Status	Check Amount	Check Date	Vendor Number	Vendor Address Number	Vendor Name
1	1004151		\$39.07	11/23/11	88888	17569	TAYLOR, WILLIE
1	1004152		\$20.20	11/23/11	88888	17246	TRASK, EMILIE J
1	1004153		\$32.73	11/23/11	88888	6077	WEGLEITNER, JANE M
1	1004154		\$8.68	11/23/11	88888	13905	WENDLING, PAULA L
1	1004156		\$51.62	11/23/11	88888	13905	WENDLING, PAULA L
1	1004157		\$50.00	11/23/11	88888	15911	WILLSON, DAWN M
1	1004159		\$185.00	11/23/11	88888	17160	YIU, CAROL S
1	1004160		\$35.05	11/29/11	88888	15982	ANDERSON, BJORN RS
1	1004162		\$14.44	11/29/11	88888	9569	ANDREWS, DONNA
1	1004163		\$27.00	11/29/11	88888	14963	BROADY, JOANNE
1	1004165		\$400.00	11/29/11	88888	16560	CLEGG, RANDALL B
1	1004166		\$114.00	11/29/11	88888	9786	COLLINS, LEANNE
1	1004167		\$22.67	11/29/11	88888	16888	DAVIDSON, ELIZABETH A
1	1004168		\$84.00	11/29/11	88888	11980	DERENDAL, BARBARA L
1	1004169		\$10.58	11/29/11	88888	17545	DONAHUE, KARA
1	1004170		\$5.62	11/29/11	88888	11833	DOUGLAS, LORI
1	1004172		\$16.72	11/29/11	88888	13256	FANDRICH, KARI M
1	1004174		\$86.00	11/29/11	88888	9689	FINN, FAY E
1	1004175		\$57.72	11/29/11	88888	11357	GANDRUD, JENNIFER L
1	1004177		\$271.10	11/29/11	88888	7923	GRISWOLD, CHERYL A
1	1004178		\$3.94	11/29/11	88888	8737	HAMMES, TIMOTHY
1	1004180		\$130.00	11/29/11	88888	8737	HAMMES, TIMOTHY
1	1004181		\$55.50	11/29/11	88888	15977	HEIM, WILLIAM V
1	1004182		\$199.00	11/29/11	88888	3383	ILES, CORNELIA
1	1004183		\$1,175.79	11/29/11	88888	16003	JONES, STEPHANIE T
1	1004184		\$31.06	11/29/11	88888	274	KLATTE, JEAN H
1	1004185		\$62.70	11/29/11	88888	6810	KNUDSEN, EYENIA
1	1004186		\$37.97	11/29/11	88888	9236	LIPPKA, JONALYN
1	1004188		\$37.45	11/29/11	88888	10140	MACKAY, GALE M
1	1004189		\$16.70	11/29/11	88888	17324	MALONE, MEGGAN J
1	1004190		\$42.83	11/29/11	88888	12875	MATHEWS, STEPHANIE A
1	1004192		\$26.10	11/29/11	88888	14130	MCCROSKEY, SHARI
1	1004193		\$45.97	11/29/11	88888	13426	MILINOVICH, CHRIS M
1	1004194		\$32.24	11/29/11	88888	13433	PAULSEN, KATHY MARIE
1	1004195		\$57.72	11/29/11	88888	15952	RISIUS, SUSAN L
1	1004196		\$40.96	11/29/11	88888	10823	SMOLKE, ANGELA S C
1	1004197		\$83.41	11/29/11	88888	14226	STALOCK, SHARRON C
1	1004198		\$24.40	11/29/11	88888	17569	TAYLOR, WILLIE
1	1004199		\$9.61	11/29/11	88888	11452	TRANBY, BONITA K.
1	1004200		\$33.22	11/29/11	88888	7858	WARMKA, CHERI R
1	1004201		\$29.98	11/29/11	88888	1524	WENDORF, GREG
1	1004203		\$42.68	11/29/11	88888	17247	WOOD, KIMBERLY R

Check Register Report

Bank Number	Check Number	Check Status	Check Amount	Check Date	Vendor Number	Vendor Address Number	Vendor Name
1	1004204		\$35.00	11/29/11	88888	13867	ZIMMERMAN, SYBIL
Check Count	209	Grand Total	\$21,573.50				



**Agenda II B-5
December 15, 2011**

TO: Dr. Randall Clegg, Superintendent

FROM: Lisa K. Rider, Executive Director of Business Services

DATE: December 15, 2011

RE: Budget Analysis for the Month Ending November 2011

RECOMMENDATION: That the Board accept the Budget Analysis for the month ending November 30, 2011

The November Budget Reports are presented for Board information and review. The reports indicate that year-to-date expenditures plus encumbrances in all funds total \$48,390,801.47 or 30.48% of the Adopted Budget. Year-to-date revenue in all funds total \$67,424,877.23 or 46.72% of the Revised Budget.

Additional financial reports and summaries are provided to allow monthly monitoring of the budget. With respect to Revenue, we are furnishing two reports:

Revenue Summary By Fund
Revenue Summary By Source

Four expenditure reports are included in the board packet as follows:

Expenditure Summary By Fund
Expenditure By Object
Expenditure By Program
Expenditure By Building

All of the reports show last year's actual figures, this year's budget and this year's activity to date. Additional detail is available upon request.

To assist the Board in monitoring monthly financial activity and to help identify budget-to-actual deviations, graphs have been developed as follows:

Cash and Investments By Month for Last year and Current year
General Fund Revenues Year-to-Date for Last year and Current year
All Funds Revenue Year-to-Date for Last year and Current year
General Fund Expenditures Year-to-Date for Last year and Current year
All Funds Expenditure Year-to-Date for Last year and Current year

All of the reports and graphs are presented on a monthly basis together with comments regarding identified deviations or unanticipated occurrences. I would be glad to answer any questions regarding these reports.

REPORT: EXPREV 003 REVENUES - SUMMARY BY FUND

RUN: TUE 032712 09:45 PAGE 1

DIST 0191 Burnsville-Eagan-Savage ISD191 STATEMENT OF REVENUE
ACCOUNTING PERIOD 11/01/11 TO 11/30/11

FD	PRIOR YEAR ACTUAL	REVIS	BUDGET	11/01/11	RECEIVED	FISCAL YEAR 201107	REMAINING	PERCENT
01				11/30/11	THRU 11/30/11		ON 11/30/11	REMAINING
01 GENERAL	114,767,560.60	107,063,465	7,116,455.61	63,472,487.16			43,590,977.84	40.71 %
02 FOOD SERVICE	4,470,206.54	4,401,423	698,178.33	1,087,440.77			3,313,982.23	75.29 %
04 COMMUNITY SERVICE	6,533,763.04	5,978,778	297,651.99	2,164,081.12			3,814,696.88	63.80 %
06 CAPITAL PROJECTS	16,910,670.09	100,000	273.23	2,062.85			97,937.15	97.93 %
07 DEBT SERVICE	6,910,581.06	7,349,812	0.00	87,339.41			7,262,472.59	98.81 %
08 FLEX BENEFIT FUND	841,936.15	925,000	77,190.76	214,589.85			710,410.15	76.80 %
09 SCHOLARSHIP FUND	58,064.11	17,250	2,500.00	2,500.00			14,750.00	85.50 %
11 RHEAUME EDUCATIONAL FUND	6.93	50	0.00	0.00			50.00	100.00 %
12 K ROGERS SCHOLARSHIP	6.55	0	0.00	0.00			0.00	0.00 %
15 CAFE	117,893.09	94,733	13,671.56	38,987.60			55,745.40	58.84 %
20 ISF - DENTAL	898,012.39	961,500	0.00	0.00			961,500.00	100.00 %
21 ISF - POST RETIREMENT BENEFITS	1,150,250.75	1,157,500	0.00	0.00			1,157,500.00	100.00 %
22 ISF - HEALTH SELECT 105	15,348,336.77	13,393,410	0.00	0.00			13,393,410.00	100.00 %
25 OPEB REVOCABLE TRUST	947,880.15	1,205,000	43,485.36	355,388.47			849,611.53	70.50 %
47 POST EMPLOYMENT BENEFITS	1,634,512.19	1,662,320	0.00	0.00			1,662,320.00	100.00 %
*** REPORT TOTALS:	170,589,680.41	144,310,241	8,248,860.38	67,424,877.23			76,885,363.77	53.27 %

BURNSVILLE-EAGAN-SAVAGE

Independent School District 191

DISTRICT REVENUES

BY

SOURCE

WITHIN FUND

November, 2011

REPORT: EXPREV 134 REVENUES - SUMMARY SOURCE WITHIN FUND
 STATEMENT OF REVENUE
 DIST 0191 Burnsville-Eagan-Savage ISD191 ACCOUNTING PERIOD 11/01/11 TO 11/30/11

RUN: WED 032812 11:02 PAGE 1

ACCT STATUS: Active and Next Year Accts		ACCOUNT RANGES: 01 TO 99-999-999-999-999				FISCAL YEAR 201107	
SRC FD	PRIOR YEAR	REVISED BUDGET	11/01/11	RECEIVED	REMAINING	PERCENT	
001 01	ACTUAL		11/30/11	THRU 11/30/11	ON 11/30/11	REMAINING	
001 MAINTENANCE LEVY	21,188,276.58	23,708,615	6,774,223.69	15,588,753.77	8,119,861.23	34.24 %	
004 TAX INCREMENT FINANCE - TIF	3,349.13	0	0.00	0.00	0.00	0.00 %	
009 FISCAL DISPARITIES	2,929,717.50	0	0.00	0.00	0.00	0.00 %	
010 COUNTY APPORTIONMENT	223,587.72	0	0.00	0.00	0.00	0.00 %	
019 MISC LOCAL TAXES	9,688.28	0	0.00	2,263.73	2,263.73-	0.00 %	
020 PROPERTY TAX SHIFT	8,132,867.68	0	0.00	0.00	0.00	0.00 %	
021 TUITION MN SCHL DIST	175,477.09	0	49,766.09	50,516.09	50,516.09-	0.00 %	
050 FEES	570,634.46	0	46,715.08	226,141.30	226,141.30-	0.00 %	
060 ADMISSION	225,246.35	0	24,905.50	82,486.46	82,486.46-	0.00 %	
071 MEDICAL ASSIST REVENUE	210,788.56	80,400	51,545.65	99,354.64	18,954.64-	23.57-%	
092 INTEREST EARNINGS	20,594.06	0	949.81	2,441.46	2,441.46-	0.00 %	
093 RENTAL OF FACILITIES	166,728.38	0	6,107.00	57,752.76	57,752.76-	0.00 %	
096 GIFTS & BEQUESTS	283,139.74	0	10,793.44	88,563.80	88,563.80-	0.00 %	
099 MISC LOCAL REVENUE	673,823.34	552,267	87,349.50	272,712.01	279,554.99	50.61 %	
201 ENDOWMENT AID	292,499.04	0	0.00	155,163.62	155,163.62-	0.00 %	
211 GENERAL EDUCATION AID	64,113,960.36	62,187,765	0.00	38,211,245.93	23,976,519.07	38.55 %	
213 FND AID-SHARED TIME	28,028.28	20,000	0.00	34,945.68	14,945.68-	74.72-%	

REPORT: EXPREV 134 REVENUES - SUMMARY SOURCE WITHIN FUND
 STATEMENT OF REVENUE
 DIST 0191 Burnsville-Eagan-Savage ISD191 ACCOUNTING PERIOD 11/01/11 TO 11/30/11

RUN: WED 032812 11:02 PAGE 2

SRC FD	PRIOR YEAR ACTUAL	REVIS ED BUDGET	11/01/11 11/30/11	FISCAL YEAR 201107 RECEIVED THRU 11/30/11	REMAINING ON 11/30/11	PERCENT REMAINING
227 01	1,886.71	0	0.00	565.78	565.78-	0.00 %
234	242,162.95	242,163	0.00	207,419.29	34,743.71	14.34 %
258	2,390.07	3,143	0.00	2,047.61	1,095.39	34.85 %
299	8,132,867.68-	0	0.00	0.00	0.00	0.00 %
300	3,381,037.21	3,105,706	0.00	1,020,288.90	2,085,417.10	67.14 %
360	12,416,066.26	11,647,569	17,659.02	5,910,636.56	5,736,932.44	49.25 %
369	30,329.00	0	725.06	725.06	725.06-	0.00 %
370	80,992.00	15,000	0.00	16,640.00	1,640.00-	10.93-%
400	5,404,205.50	5,259,564	38,965.76	1,278,860.97	3,980,703.03	75.68 %
405	143,046.37	141,273	0.00	0.00	141,273.00	100.00 %
621	102,486.76	100,000	6,750.01	37,088.22	62,911.78	62.91 %
625	1,847,418.90	0	0.00	125,873.52	125,873.52-	0.00 %
*** 01 GENERAL	114,767,560.60	107,063,465	7,116,455.61	63,472,487.16	43,590,977.84	40.71 %

REPORT: EXPREV 134 REVENUES - SUMMARY SOURCE WITHIN FUND
 STATEMENT OF REVENUE
 DIST 0191 Burnsville-Eagan-Savage ISD191 ACCOUNTING PERIOD 11/01/11 TO 11/30/11

RUN: WED 032812 11:02 PAGE 3

SRC FD	PRIOR YEAR ACTUAL	REVISIED BUDGET	11/01/11 TO 11/30/11	FISCAL YEAR 201107 RECEIVED THRU 11/30/11	REMAINING ON 11/30/11	PERCENT REMAINING
092 02	1,320.04	0	0.00	0.00	0.00	0.00 %
099 MISC LOCAL REVENUE	5,726.97	0	787.54-	642.72	642.72-	0.00 %
319 STATE AID	170,730.85	152,911	35,191.20	35,191.20	117,719.80	76.98 %
400 FED AID & GRANTS	27,636.42	0	0.00	0.00	0.00	0.00 %
471 FEDERAL AID	284,966.69	203,700	61,004.24	61,004.24	142,695.76	70.05 %
472 FREE/REDUCED AID	1,263,322.34	1,304,197	280,457.31	280,457.31	1,023,739.69	78.49 %
473 COMMODITY CASH REBATES	91,206.87	80,000	5,892.23	8,335.32	71,664.68	89.58 %
474 COMMODITY DIST PROG	161,397.54	135,000	0.00	0.00	135,000.00	100.00 %
475 SPECIAL MILK PROGRAM	1,826.87	1,815	765.85	765.85	1,049.15	57.80 %
476 FED SCH BREAKFAST PRG	404,955.22	385,960	91,512.68	91,512.68	294,447.32	76.28 %
477 CASH IN LIEU/COMMODY	2,856.79	0	0.00	0.00	0.00	0.00 %
601 SALES TO PUPILS	1,945,202.55	2,041,298	217,344.00	588,120.30	1,453,177.70	71.18 %
606 SALES TO ADULTS	43,242.60	46,842	5,059.50	12,724.50	34,117.50	72.83 %
608 SPEC FUNCTION-FOOD	64,334.54	49,700	888.86	6,837.90	42,862.10	86.24 %
621 SALE SVCS/RESALE MAT	184.75	0	0.00	198.75	198.75-	0.00 %
622 SALE OF MATERIALS	245.50	0	0.00	800.00	800.00-	0.00 %
624 SALE OF EQUIPMENT	1,050.00	0	850.00	850.00	850.00-	0.00 %
*** 02 FOOD SERVICE	4,470,206.54	4,401,423	698,178.33	1,087,440.77	3,313,982.23	75.29 %

REPORT: EXPREV 134 REVENUES - SUMMARY SOURCE WITHIN FUND
 STATEMENT OF REVENUE
 DIST 0191 Burnsville-Eagan-Savage ISD191 ACCOUNTING PERIOD 11/01/11 TO 11/30/11

RUN: WED 032812 11:02 PAGE 4

SRC FD	PRIOR YEAR ACTUAL	REVISED BUDGET	11/01/11 TO 11/30/11	FISCAL YEAR 201107 RECEIVED THRU 11/30/11	REMAINING ON 11/30/11	PERCENT REMAINING
001 04						
001 MAINTENANCE LEVY	815,359.18	969,935	0.00	0.00	969,935.00	100.00 %
004 TAX INCREMENT FINANCE - TIF	133.49	0	0.00	0.00	0.00	0.00 %
009 FISCAL DISPARITIES	113,924.48	0	0.00	0.00	0.00	0.00 %
019 MISC LOCAL TAXES	503.95	0	0.00	0.00	0.00	0.00 %
020 PROPERTY TAX SHIFT	474,436.90	0	0.00	0.00	0.00	0.00 %
040 TUITION FROM PATRONS	4,256,112.88	3,534,200	284,561.94	1,810,447.59	1,723,752.41	48.77 %
050 FEES	29,469.94	34,000	1,443.60	17,836.60	16,163.40	47.53 %
060 ADMISSIONS	2,607.85	2,750	0.00	1,112.20	1,637.80	59.55 %
092 INTEREST EARNINGS	1,088.97	5,000	0.00	0.00	5,000.00	100.00 %
093 RENT-SCHL FACILITIES	68,931.90	45,600	1,020.00	14,162.26	31,437.74	68.94 %
096 GIFTS & BEQUESTS	63,094.07	58,000	3,995.00	20,200.34	37,799.66	65.17 %
099 MISC LOCAL REVENUE	106,913.86	94,942	2,873.43	66,606.02-	161,548.02	170.15 %
227 ABATEMENT AID	202.34	0	0.00	60.58	60.58-	0.00 %
234 HOMESTEAD MKT VAL CREDIT	46,165.88	0	0.00	0.00	0.00	0.00 %
258 STATE-OTHER CREDITS	456.41	0	0.00	0.00	0.00	0.00 %
299 STATE AID ADJUSTMENT	474,436.90-	0	0.00	0.00	0.00	0.00 %
300 STATE-AID & GRANTS	854,913.31	823,753	0.00	328,282.72	495,470.28	60.14 %

REPORT: EXPREV 134 REVENUES - SUMMARY SOURCE WITHIN FUND
 STATEMENT OF REVENUE
 DIST 0191 Burnsville-Eagan-Savage ISD191 ACCOUNTING PERIOD 11/01/11 TO 11/30/11

RUN: WED 032812 11:02 PAGE 5

SRC FD	PRIOR YEAR ACTUAL	REVISED BUDGET	11/01/11 TO 11/30/11	FISCAL YEAR 201107 RECEIVED THRU 11/30/11	REMAINING ON 11/30/11	PERCENT REMAINING
301 04						
301 NONPUBLIC AID	110,939.42	124,610	0.00	27,743.68	96,866.32	77.73 %
400 FED AID & GRANTS	43,047.00	79,619	0.00	0.00	79,619.00	100.00 %
477 CASH IN LIEU/COMMODY	0.00	500	0.00	0.00	500.00	100.00 %
621 MAT PUR FOR RESALE	19,898.11	22,000	3,758.02	9,927.17	12,072.83	54.87 %
622 SALE OF MATERIALS	0.00	500	0.00	914.00	414.00-	82.80-%
649 TRANSFER FROM OTH FD	0.00	183,369	0.00	0.00	183,369.00	100.00 %
*** 04 COMMUNITY SERVICE	6,533,763.04	5,978,778	297,651.99	2,164,081.12	3,814,696.88	63.80 %

REPORT: EXPREV 134 REVENUES - SUMMARY SOURCE WITHIN FUND

RUN: WED 032812 11:02 PAGE 6

STATEMENT OF REVENUE

DIST 0191 Burnsville-Eagan-Savage ISD191 ACCOUNTING PERIOD 11/01/11 TO 11/30/11

SRC FD	PRIOR YEAR ACTUAL	FISCAL YEAR 201107				REMAINING ON 11/30/11	PERCENT REMAINING
		< - - - - - REVISED BUDGET	11/01/11 11/30/11	RECEIVED THRU 11/30/11	- - - - ->		
092 06	6,743.64	100,000	273.23-	2,062.85		97,937.15	97.93 %
092 INTEREST EARNINGS							
631 SALE-CONSTRUCTION BONDS	16,903,926.45	0	0.00	0.00		0.00	0.00 %
*** 06 CAPITAL PROJECTS	16,910,670.09	100,000	273.23-	2,062.85		97,937.15	97.93 %

REPORT: EXPREV 134 REVENUES - SUMMARY SOURCE WITHIN FUND
 STATEMENT OF REVENUE
 DIST 0191 Burnsville-Eagan-Savage ISD191 ACCOUNTING PERIOD 11/01/11 TO 11/30/11

RUN: WED 032812 11:02 PAGE 7

SRC FD	PRIOR YEAR ACTUAL	REVIS BUDGET	11/01/11 11/30/11	FISCAL YEAR 201107 RECEIVED THRU 11/30/11	REMAINING ON 11/30/11	PERCENT REMAINING
001 07						
001 MAINTENANCE LEVY	5,774,479.86	7,329,812	0.00	0.00	7,329,812.00	100.00 %
004 TAX INCREMENT FINANCE - TIF	590.54	0	0.00	0.00	0.00	0.00 %
009 FISCAL DISPARITIES	804,339.15	0	0.00	0.00	0.00	0.00 %
019 MISC LOCAL TAXES	2,229.45	0	0.00	0.00	0.00	0.00 %
092 INTEREST EARNINGS	1,600.37	20,000	0.00	0.00	20,000.00	100.00 %
234 HOMESTEAD MKT VAL CREDIT	325,325.81	0	0.00	86,129.75	86,129.75-	0.00 %
258 STATE-OTHER CREDITS	2,015.88	0	0.00	1,209.66	1,209.66-	0.00 %
*** 07 DEBT SERVICE	6,910,581.06	7,349,812	0.00	87,339.41	7,262,472.59	98.81 %

REPORT: EXPREV 134 REVENUES - SUMMARY SOURCE WITHIN FUND
STATEMENT OF REVENUE
DIST 0191 Burnsville-Eagan-Savage ISD191 ACCOUNTING PERIOD 11/01/11 TO 11/30/11

RUN: WED 032812 11:02 PAGE 8

SRC FD	PRIOR YEAR ACTUAL	REVIS ED BUDGET	11/01/11 11/30/11	FISCAL YEAR 201107 RECEIVED THRU 11/30/11	REMAINING ON 11/30/11	PERCENT REMAINING
099 08						
099 MISC LOCAL REVENUE	841,936.15	925,000	77,190.76	214,589.85	710,410.15	76.80 %
*** 08 FLEX BENEFIT FUND	841,936.15	925,000	77,190.76	214,589.85	710,410.15	76.80 %

REPORT: EXPREV 134 REVENUES - SUMMARY SOURCE WITHIN FUND
 STATEMENT OF REVENUE

RUN: WED 032812 11:02 PAGE 9

DIST 0191 Burnsville-Eagan-Savage ISD191 ACCOUNTING PERIOD 11/01/11 TO 11/30/11

SRC FD	PRIOR YEAR ACTUAL	< - - - - - REVISED BUDGET	FISCAL YEAR 201107		- - - - ->	
			11/01/11 11/30/11	RECEIVED THRU 11/30/11	REMAINING ON 11/30/11	PERCENT REMAINING
092 09						
092 INTEREST EARNINGS	130.66	250	0.00	0.00	250.00	100.00 %
096 GIFTS	52,933.45	12,000	2,500.00	2,500.00	9,500.00	79.16 %
099 MISC LOCAL REVENUE	5,000.00	5,000	0.00	0.00	5,000.00	100.00 %
*** 09 SCHOLARSHIP FUND	58,064.11	17,250	2,500.00	2,500.00	14,750.00	85.50 %

REPORT: EXPREV 134 REVENUES - SUMMARY SOURCE WITHIN FUND
STATEMENT OF REVENUE
DIST 0191 Burnsville-Eagan-Savage ISD191 ACCOUNTING PERIOD 11/01/11 TO 11/30/11

RUN: WED 032812 11:02 PAGE 10

SRC FD	PRIOR YEAR ACTUAL	REVIS ED BUDGET	11/01/11 11/30/11	FISCAL YEAR 201107 RECEIVED THRU 11/30/11	REMAINING ON 11/30/11	PERCENT REMAINING
092 11	6.93	50	0.00	0.00	50.00	100.00 %
*** 11 RHEAUME EDUCATIONAL FUND	6.93	50	0.00	0.00	50.00	100.00 %

REPORT: EXPREV 134 REVENUES - SUMMARY SOURCE WITHIN FUND

RUN: WED 032812 11:02 PAGE 12

STATEMENT OF REVENUE

DIST 0191 Burnsville-Eagan-Savage ISD191 ACCOUNTING PERIOD 11/01/11 TO 11/30/11

SRC FD	PRIOR YEAR ACTUAL	FISCAL YEAR 201107				REMAINING ON 11/30/11	PERCENT REMAINING
		REVISED BUDGET	11/01/11 TO 11/30/11	RECEIVED THRU 11/30/11			
099 15							
099 MISC LOCAL REVENUE	117,893.09	94,733	13,671.56	38,987.60		55,745.40	58.84 %
*** 15 CAFE	117,893.09	94,733	13,671.56	38,987.60		55,745.40	58.84 %

REPORT: EXPREV 134 REVENUES - SUMMARY SOURCE WITHIN FUND
 STATEMENT OF REVENUE

RUN: WED 032812 11:02 PAGE 13

DIST 0191 Burnsville-Eagan-Savage ISD191 ACCOUNTING PERIOD 11/01/11 TO 11/30/11

SRC FD	PRIOR YEAR ACTUAL	< - - - - - REVISED BUDGET	FISCAL YEAR 201107		REMAINING ON 11/30/11	PERCENT REMAINING
			11/01/11 11/30/11	RECEIVED THRU 11/30/11		
092 20						
092 INTEREST EARNINGS	999.95	1,500	0.00	0.00	1,500.00	100.00 %
099 MISC LOCAL REVENUE	897,012.44	960,000	0.00	0.00	960,000.00	100.00 %
*** 20 ISF - DENTAL	898,012.39	961,500	0.00	0.00	961,500.00	100.00 %

REPORT: EXPREV 134 REVENUES - SUMMARY SOURCE WITHIN FUND
 STATEMENT OF REVENUE
 DIST 0191 Burnsville-Eagan-Savage ISD191 ACCOUNTING PERIOD 11/01/11 TO 11/30/11

RUN: WED 032812 11:02 PAGE 14

SRC FD	PRIOR YEAR ACTUAL	REVIS BUDGET	11/01/11 11/30/11	FISCAL YEAR 201107 RECEIVED THRU 11/30/11	REMAINING ON 11/30/11	PERCENT REMAINING
092 21						
092 INTEREST EARNINGS	3,400.75	7,500	0.00	0.00	7,500.00	100.00 %
099 MISC LOCAL REVENUE	1,146,850.00	1,150,000	0.00	0.00	1,150,000.00	100.00 %
*** 21 ISF - POST RETIREMENT BENEFIT	1,150,250.75	1,157,500	0.00	0.00	1,157,500.00	100.00 %

REPORT: EXPREV 134 REVENUES - SUMMARY SOURCE WITHIN FUND
STATEMENT OF REVENUE

RUN: WED 032812 11:02 PAGE 15

DIST 0191 Burnsville-Eagan-Savage ISD191 ACCOUNTING PERIOD 11/01/11 TO 11/30/11

SRC FD	PRIOR YEAR ACTUAL	< - - - - - REVISED BUDGET	FISCAL YEAR 201107		- - - - ->	
			11/01/11 11/30/11	RECEIVED THRU 11/30/11	REMAINING ON 11/30/11	PERCENT REMAINING
092 22						
092 INTEREST EARNINGS	2,935.85	0	0.00	0.00	0.00	0.00 %
099 MISC LOCAL REVENUE	15,345,400.92	13,393,410	0.00	0.00	13,393,410.00	100.00 %
*** 22 ISF - HEALTH SELECT 105	15,348,336.77	13,393,410	0.00	0.00	13,393,410.00	100.00 %

REPORT: EXPREV 134 REVENUES - SUMMARY SOURCE WITHIN FUND
 STATEMENT OF REVENUE
 DIST 0191 Burnsville-Eagan-Savage ISD191 ACCOUNTING PERIOD 11/01/11 TO 11/30/11

RUN: WED 032812 11:02 PAGE 16

SRC FD	PRIOR YEAR ACTUAL	REVIS ED BUDGET	11/01/11 11/30/11	FISCAL YEAR 201107 RECEIVED THRU 11/30/11	REMAINING ON 11/30/11	PERCENT REMAINING
092 25						
092 INTEREST REVENUE	437,392.94	385,000	98.46	128,821.24	256,178.76	66.53 %
616 RETIREE CONT TO POST EMP TRUST	510,487.21	820,000	43,386.90	226,567.23	593,432.77	72.36 %
*** 25 OPEB REVOCABLE TRUST	947,880.15	1,205,000	43,485.36	355,388.47	849,611.53	70.50 %

REPORT: EXPREV 134 REVENUES - SUMMARY SOURCE WITHIN FUND
STATEMENT OF REVENUE

RUN: WED 032812 11:02 PAGE 17

DIST 0191 Burnsville-Eagan-Savage ISD191 ACCOUNTING PERIOD 11/01/11 TO 11/30/11

SRC FD	PRIOR YEAR ACTUAL	REVIS ED BUDGET	11/01/11 11/30/11	FISCAL YEAR 201107 RECEIVED THRU 11/30/11	REMAINING ON 11/30/11	PERCENT REMAINING
001 47						
001 MAINTENANCE LEVY	1,362,580.92	1,657,320	0.00	0.00	1,657,320.00	100.00 %
009 FISCAL DISPARITIES	191,894.08	0	0.00	0.00	0.00	0.00 %
092 INTEREST EARNINGS	330.50	5,000	0.00	0.00	5,000.00	100.00 %
234 HOMESTEAD MKT VAL CREDIT	77,743.64	0	0.00	0.00	0.00	0.00 %
258 STATE-OTHER CREDITS	1,963.05	0	0.00	0.00	0.00	0.00 %
*** 47 POST EMPLOYMENT BENEFITS	1,634,512.19	1,662,320	0.00	0.00	1,662,320.00	100.00 %
*** REPORT TOTALS:	170,589,680.41	144,310,241	8,248,860.38	67,424,877.23	76,885,363.77	53.27 %

REPORT: EXPREV 005 EXPENDITURES - SUMMARY BY FUND

RUN: TUE 032712 10:28 PAGE 1

DIST 0191 Burnsville-Eagan-Savage ISD191 STATEMENT OF EXPENDITURES
 ACCOUNTING PERIOD 11/01/11 TO 11/30/11

ACCT STATUS: Active and Next Year Accts

ACCOUNT RANGES: 01- TO 99-

FD	PRIOR YEAR ACTUAL	REVISED BUDGET	11/01/11 TO 11/30/11	FISCAL YEAR 201107 EXPENDED THRU 11/30/11	ENCUMBERED THRU 11/30/11	REMAINING ON 11/30/11	PERCENT REMAINING
01 GENERAL	106,706,065.09	102,647,748	8,148,431.74	30,993,226.23	253,619.93	71,400,901.84	69.55 %
02 FOOD SERVICE	4,331,050.98	4,601,423	386,462.03	1,390,298.57	173.94	3,210,950.49	69.78 %
03 TRANSPORTATION	6,557,762.00	6,475,343	1,150,515.47	1,853,673.70		4,621,669.30	71.37 %
04 COMMUNITY SERVICE	6,422,725.97	5,978,778	401,622.37	1,997,728.36	3,897.21	3,977,152.43	66.52 %
06 CAPITAL PROJECTS	2,915,650.87	11,770,000	64,932.40	7,059,906.05	1,575,352.62	3,134,741.33	26.63 %
07 DEBT SERVICE	7,658,255.25	6,982,906	400.00	1,479,553.76		5,503,352.24	78.81 %
08 FLEX BENEFIT FUND	841,812.96	925,000	62,657.61	278,557.67		646,442.33	69.88 %
09 SCHOLARSHIP FUND	60,895.25	42,000	0.00	5,500.00		36,500.00	86.90 %
11 RHEAUME EDUCATIONAL FUND	2,058.50	0	0.00	0.00		0.00	0.00 %
15 CAFE	113,193.77	95,264	8,268.89	34,308.88		60,955.12	63.98 %
20 ISF - DENTAL	957,211.60	980,300	75,212.62	403,392.02		576,907.98	58.85 %
21 ISF - POST RETIREMENT BENEFITS	328,002.00-	975,000	0.00	0.00		975,000.00	100.00 %
22 ISF - HEALTH SELECT 105	16,051,224.50	13,600,000	0.00	0.00		13,600,000.00	100.00 %
25 OPEB REVOCABLE TRUST	1,335,974.06	2,108,100	111,931.46	582,167.82		1,525,932.18	72.38 %
47 POST EMPLOYMENT BENEFITS	987,650.00	1,578,400	0.00	479,200.00		1,099,200.00	69.64 %
*** REPORT TOTALS:	154,613,528.80	158,760,262	10,410,434.59	46,557,513.06	1,833,043.70	110,369,705.24	69.51 %

BURNSVILLE-EAGAN-SAVAGE

Independent School District 191

DISTRICT EXPENDITURE BUDGET

BY

OBJECT

WITHIN FUND

October, 2011

REPORT: EXPREV 345 EXP SUMMARY - OBJECT(OBJ) BY FUND
 STATEMENT OF EXPENDITURES
 DIST 0191 Burnsville-Eagan-Savage ISD191 ACCOUNTING PERIOD 11/01/11 TO 11/30/11

RUN: WED 032812 11:08 PAGE 1

ACCT STATUS: Active and Next Year Accts		ACCOUNT RANGES: 01 TO 99-999			FISCAL YEAR 201107			
OBJ	FD	PRIOR YEAR ACTUAL	REVISED BUDGET	11/01/11 TO 11/30/11	EXPENDED THRU 11/30/11	ENCUMBERED THRU 11/30/11	REMAINING ON 11/30/11	PERCENT REMAINING
100	01	0.00	5,481,376	0.00	0.00		5,481,376.00	100.00 %
101		0.00-	0	0.00	7,065.94		7,065.94-	0.00 %
110		4,495,154.06	4,574,159	370,205.50	1,869,411.98		2,704,747.02	59.13 %
117		303,170.00	303,170	25,264.16	126,320.80		176,849.20	58.33 %
140		34,294,645.93	33,015,411	2,704,999.53	9,462,443.25		23,552,967.75	71.33 %
141		662,368.26	587,053	49,757.98	136,485.30		450,567.70	76.75 %
143		6,033,327.96	4,451,866	461,201.79	1,545,205.75		2,906,660.25	65.29 %
144		752,097.10	957,495	76,502.42	247,280.16		710,214.84	74.17 %
145		1,203,076.62	0	12,602.20	25,757.35		25,757.35-	0.00 %
146		232,636.33	161,070	4,546.18	10,700.93		150,369.07	93.35 %
151		556,156.78	559,396	28,322.39	146,008.64		413,387.36	73.89 %
152		1,492,954.23	1,436,675	97,362.81	406,589.96		1,030,085.04	71.69 %
154		611,243.96	616,044	53,173.11	182,663.65		433,380.35	70.34 %
156		234,047.50	258,729	21,560.68	75,462.38		183,266.62	70.83 %
157		666,907.82	636,374	44,778.40	162,380.69		473,993.31	74.48 %
161		2,627,244.20	2,334,418	190,692.74	568,238.86		1,766,179.14	75.65 %
162		296,837.13	285,802	21,007.98	73,946.70		211,855.30	74.12 %

REPORT: EXPREV 345 EXP SUMMARY - OBJECT(OBJ) BY FUND
 STATEMENT OF EXPENDITURES
 DIST 0191 Burnsville-Eagan-Savage ISD191 ACCOUNTING PERIOD 11/01/11 TO 11/30/11

RUN: WED 032812 11:08 PAGE 2

OBJ FD	PRIOR YEAR ACTUAL	REVIS BUDGET	11/01/11 11/30/11	FISCAL YEAR 201107 EXPENDED THRU 11/30/11	ENCUMBERED THRU 11/30/11	REMAINING ON 11/30/11	PERCENT REMAINING
163 01							
163 EMPLOYEE INTERPRETER	1,272.50	0	930.00	930.00		930.00-	0.00 %
165 SCHOOL COUNSELOR	663,536.45	728,638	58,663.00	203,609.80		525,028.20	72.05 %
170 SEC-CLERICAL-OTHER	2,960,131.33	2,871,478	244,536.21	1,057,754.44		1,813,723.56	63.16 %
171 TEMPORARY & OVERTIME	234,248.78	115,329	11,866.56	101,054.27		14,274.73	12.37 %
172 TECHNOLOGY SALARIES	186,585.39	208,726	11,689.24	67,101.43		141,624.57	67.85 %
174 CUSTODIAL SALARIES	3,368,215.78	3,213,766	275,144.45	1,384,364.42		1,829,401.58	56.92 %
175 CULTURAL LIASION	168,047.59	15,681	3,621.12	8,517.36		7,163.64	45.68 %
176 DRIVERS SALARIES	55,874.63	35,769	2,924.50	25,103.24		10,665.76	29.81 %
178 CAFETERIA SALARIES	6,913.10	0	0.00	0.00		0.00	0.00 %
179 DAPE SPECIALISTS	401,639.21	318,160	30,360.66	99,487.87		218,672.13	68.73 %
185 LIC INSTR - OTHER	3,696,621.66	1,327,744	105,946.20	741,925.50		585,818.50	44.12 %
186 NON-LIC INSTR - OTHER	592,036.03	500,686	50,926.17	182,924.98		317,761.02	63.46 %
191 SEVERANCE PAY	1,150,000.01	1,000,000	0.00	0.00		1,000,000.00	100.00 %
195 CHARGEBACK SALARIES	48,000.00-	0	0.00	0.00		0.00	0.00 %
199 OFFICIALS-JUDGE-TIMEKPRS	29,406.62	0	0.00	0.00		0.00	0.00 %
** TOTAL OBJ SERIES: 100-199 SALARIES AND WAGES	67,928,396.96	65,995,015	4,958,585.98	18,918,735.65		47,076,279.35	71.33 %
201 TUITION REIMBURSEMENT	79,649.56	29,000	6,995.00	11,251.85		17,748.15	61.20 %

REPORT: EXPREV 345 EXP SUMMARY - OBJECT(OBJ) BY FUND

RUN: WED 032812 11:08 PAGE 3

STATEMENT OF EXPENDITURES

DIST 0191 Burnsville-Eagan-Savage ISD191 ACCOUNTING PERIOD 11/01/11 TO 11/30/11

OBJ FD	PRIOR YEAR ACTUAL	< - - - - REVISED BUDGET	11/01/11 11/30/11	FISCAL YEAR 201107 EXPENDED THRU 11/30/11	ENCUMBERED THRU 11/30/11	REMAINING ON 11/30/11	PERCENT REMAINING
210 01							
210 FICA	4,862,303.62	4,415,366	355,866.97	1,381,613.92		3,033,752.08	68.70 %
214 PERA	926,569.18	857,306	73,570.37	305,639.33		551,666.67	64.34 %
218 TRA	2,936,646.33	2,695,870	233,589.43	873,109.42		1,822,760.58	67.61 %
220 HEALTH INSURANCE	10,818,483.02	9,529,743	858,433.80	2,893,890.52		6,635,852.48	69.63 %
230 LIFE INSURANCE	108,398.73	93,607	6,688.63	22,453.00		71,154.00	76.01 %
235 DENTAL INSURANCE	609,636.82	594,907	51,379.07	171,763.90		423,143.10	71.12 %
240 LONG TERM DISABILITY	345,993.28	327,108	27,113.06	90,863.19		236,244.81	72.22 %
250 TSA MATCH	656,767.40	695,665	55,198.09	208,893.75		486,771.25	69.97 %
251 HEALTH REIMBURSEMENT	8,584.25	0	0.00	0.00		0.00	0.00 %
252 HEALTH SAVINGS PLAN	100,433.59	0	0.00	63,251.40		63,251.40-	0.00 %
253 TSA - DISTRICT MATCH	154,488.85	0	0.00	61,242.60		61,242.60-	0.00 %
270 WORKERS COMP INS	355,423.09	414,274	19,755.67	127,385.22		286,888.78	69.25 %
280 REEMPLOYMENT COMP INS	241,593.26	300,000	347,323.43	347,323.43		47,323.43-	15.77-%
295 EMPLOYEE BENEFITS CHGBK	12,000.00-	250,000	0.00	0.00		250,000.00	100.00 %
** TOTAL OBJ SERIES: 200-299 EMPLOYEE BENEFITS	22,192,970.98	20,202,846	2,035,913.52	6,558,681.53		13,644,164.47	67.53 %
300 PURCHASED SERVICES CONTINGENCY	0.00	306,796	0.00	0.00		306,796.00	100.00 %
303 FED AWARDS UNDER \$25,000	338,059.51	222,195	4,453.00	20,815.73		201,379.27	90.63 %

REPORT: EXPREV 345 EXP SUMMARY - OBJECT(OBJ) BY FUND
 STATEMENT OF EXPENDITURES
 DIST 0191 Burnsville-Eagan-Savage ISD191 ACCOUNTING PERIOD 11/01/11 TO 11/30/11

RUN: WED 032812 11:08 PAGE 4

OBJ FD	PRIOR YEAR ACTUAL	< - - - - - REVISED BUDGET	11/01/11 11/30/11	FISCAL YEAR 201107 EXPENDED THRU 11/30/11	ENCUMBERED THRU 11/30/11	REMAINING ON 11/30/11	PERCENT REMAINING	>
304 01								
304 FED AWARDS OVER \$25,000	66,444.85	0	0.00	0.00		0.00	0.00 %	
305 PROF & TECH SERV	1,602,475.25	3,217,779	146,587.27	603,081.27	58,790.00	2,555,907.73	79.43 %	
307 SPED SUB TEACHER (KELLY SER)	0.00	334,000	29,654.93	44,661.12		289,338.88	86.62 %	
310 SCHOOL BOARD PER DIEM	42,600.00	42,600	3,550.00	16,750.00		25,850.00	60.68 %	
311 SUBSTITUTE TEACHER (KELLY SER)	0.00	664,000	113,806.17	184,763.02		479,236.98	72.17 %	
319 OTHER PERSONAL SERVICES	113,714.82	62,250	14,158.26	64,048.86		1,798.86-	2.88-%	
320 COMMUNICATION SERVICES	232,800.84	361,846	9,118.96	94,858.50	59,257.50	207,730.00	57.40 %	
321 PHONE-LONG DISTANCE	1,611.35	2,500	0.00	74.92		2,425.08	97.00 %	
325 INTERDEPT POSTAGE	36,994.43	27,135	2,346.78	29,450.58		2,315.58-	8.53-%	
329 POSTAGE & PARCEL SERVICES	19,111.35	37,141	5,024.04	21,875.00		15,266.00	41.10 %	
330 ELECTRICITY	935,097.32	886,000	77,274.06	217,463.98		668,536.02	75.45 %	
331 WATER & SEWER	199,709.11	251,000	23,662.45	70,435.58		180,564.42	71.93 %	
332 FIRM GAS	197,776.42	143,750	19,798.72	140,130.70		3,619.30	2.51 %	
333 INTERRUPTIBLE GAS	346,665.84	423,500	21,849.95	28,055.68		395,444.32	93.37 %	
334 REFUSE REMOVAL	53,879.21	40,000	5,440.60	24,667.32		15,332.68	38.33 %	
340 PROPERTY/LIABILITY INSURANCE	210,020.44	491,000	17,060.00	183,912.75		307,087.25	62.54 %	
350 REPAIRS/MAINT SERVICES	162,009.11	240,856	7,355.52	89,066.62	10,300.37	141,489.01	58.74 %	

REPORT: EXPREV 345 EXP SUMMARY - OBJECT(OBJ) BY FUND

RUN: WED 032812 11:08 PAGE 5

STATEMENT OF EXPENDITURES

DIST 0191 Burnsville-Eagan-Savage ISD191 ACCOUNTING PERIOD 11/01/11 TO 11/30/11

OBJ FD	PRIOR YEAR ACTUAL	< - - - - - REVISED BUDGET	11/01/11 11/30/11	FISCAL YEAR 201107 EXPENDED THRU 11/30/11	ENCUMBERED THRU 11/30/11	REMAINING ON 11/30/11	PERCENT REMAINING
351 01							
351 REPAIR/MAINT - BLDG	651,483.84	376,450	47,655.29	159,813.71	1,877.50	214,758.79	57.04 %
352 REPAIR/MAINT VEHICLE	7,266.11	14,000	0.00	2,964.14		11,035.86	78.82 %
353 REPAIR/MAINT - SITE	37,685.26	5,572	3,443.30	8,916.81		3,344.81-	60.02-%
357 DEAF INTERPRETER	948.00	900	0.00	140.00		760.00	84.44 %
358 CONSULTANT INTERPERTER	61,559.50	41,460	8,081.80	25,284.30		16,175.70	39.01 %
360 TRANS-CONTRACTS	987.48	2,000	16.50	101.50		1,898.50	94.92 %
361 TRANS-CONTRACTS	206,011.06	23,140	52,891.60	52,891.60		29,751.60-	128.57-%
363 SNOW REMOVAL	211,225.72	12,000	0.00	0.00		12,000.00	100.00 %
365 TRANS-FUEL CHARGBACK	26,042.97	1,050	0.00	236.34		813.66	77.49 %
366 TRAVEL/CONFERENCES	297,238.90	210,014	16,668.69	65,262.34	2,380.00	142,371.66	67.79 %
368 FEDERAL OUT-OF-STATE TRAVEL	2,137.05	6,000	0.00	1,672.14		4,327.86	72.13 %
369 ENTRY FEES/STUDENT TRAV ALLOW	205.00	0	0.00	205.00		205.00-	0.00 %
370 RENTALS & LEASES	941,001.32	719,818	71,208.05	314,897.96	1,659.91	403,260.13	56.02 %
380 ADVERTISING	20,828.03	20,360	774.00	2,918.62		17,441.38	85.66 %
381 PRINTING-BINDING	54,468.42	71,251	2,515.40	25,684.08	1,755.24	43,811.68	61.48 %
385 INTERDEPT PRINTING	85.65-	3,375	7.74-	14.93-		3,389.93	100.44 %
389 STAFF TUITION-OTHER REIMB	5,000.37	0	0.00	1,454.96-		1,454.96	0.00 %

REPORT: EXPREV 345 EXP SUMMARY - OBJECT(OBJ) BY FUND
 STATEMENT OF EXPENDITURES
 DIST 0191 Burnsville-Eagan-Savage ISD191 ACCOUNTING PERIOD 11/01/11 TO 11/30/11

RUN: WED 032812 11:08 PAGE 6

OBJ FD	PRIOR YEAR ACTUAL	REVISED BUDGET	11/01/11 TO 11/30/11	FISCAL YEAR 201107 EXPENDED THRU 11/30/11	ENCUMBERED THRU 11/30/11	REMAINING ON 11/30/11	PERCENT REMAINING
390 TUITION-MN ISD	553,759.29	705,000	21,214.13	208,967.97		496,032.03	70.35 %
391 COST SHARING PAYMTS-MN ISD	20,610.04	30,000	0.00	0.00		30,000.00	100.00 %
392 TUITION - OUT OF STATE	12,297.54	10,000	4,589.10	7,638.58		2,361.42	23.61 %
393 SPEC ED CONTRACTED SERVICES	9,318.90	30,000	556.92	1,392.30		28,607.70	95.35 %
394 REGIST/ENTRY FEES	496,607.77	230,900	23,076.80	79,104.60		151,795.40	65.74 %
396 SALARIES	237,118.47	246,200	0.00	0.00		246,200.00	100.00 %
397 BENEFITS	0.00	75,000	0.00	0.00		75,000.00	100.00 %
398 MISC CHARGEBACK	120,641.00-	110,000-	0.00	110,000.00-		0.00	0.00-%
** TOTAL OBJ SERIES: 300-399 PURCHASED SERVICES	8,292,044.24	10,478,838	753,824.55	2,680,733.73	136,020.52	7,662,083.75	73.11 %
400 SUPPLIES CONTINGENCY	0.00	8,902	0.00	0.00		8,902.00	100.00 %
401 GENERAL SUPPLIES	955,622.26	946,930	32,564.06	336,878.88	20,785.75	589,265.37	62.22 %
402 XEROX SUPPLIES	11,169.37	13,000	386.00	2,713.40	249.98	10,036.62	77.20 %
410 CUSTODIAL SUPPLIES	319,919.25	306,500	26,177.83	163,621.15		142,878.85	46.61 %
411 GROUNDS SUPPLIES	45,042.16	24,500	10,125.91	18,203.81		6,296.19	25.69 %
412 OPERATIONS UNIFORMS	13,850.23	15,000	108.16	13,789.23		1,210.77	8.07 %
420 REPAIR SUPPLIES	192,754.26	42,750	2,770.83	32,878.37	788.97	9,082.66	21.24 %
421 REPAIR PARTS - BLDG	16,298.34	65,408	0.00	19,597.41	24.96	45,785.63	70.00 %

REPORT: EXPREV 345 EXP SUMMARY - OBJECT(OBJ) BY FUND
 STATEMENT OF EXPENDITURES
 DIST 0191 Burnsville-Eagan-Savage ISD191 ACCOUNTING PERIOD 11/01/11 TO 11/30/11

RUN: WED 032812 11:08 PAGE 7

OBJ FD	PRIOR YEAR ACTUAL	REVISED BUDGET	11/01/11 11/30/11	FISCAL YEAR 201107 EXPENDED THRU 11/30/11	ENCUMBERED THRU 11/30/11	REMAINING ON 11/30/11	PERCENT REMAINING
422 REPAIR PARTS - VEHICLES	13,505.92	7,000	2,295.61	6,849.44		150.56	2.15 %
423 REPAIR PARTS - SITE	0.00	5,642	0.00	0.00		5,642.00	100.00 %
430 INSTRUCT SUPPLIES	437,235.26	305,150	24,838.77	182,634.08	24,294.40	98,221.52	32.18 %
433 INDIVID INSTR MATERIALS	171,189.67	223,462	4,540.61	18,600.07	2,529.66	202,332.27	90.54 %
437 PROPANE	493.74	7,500	0.00	0.00		7,500.00	100.00 %
438 FUEL OIL	31,410.03	0	0.00	9,644.78		9,644.78-	0.00 %
442 GAS/OIL - VEHICLES	18,022.18	18,200	0.00	17,242.95		957.05	5.25 %
450 MATERIALS FOR RESALE	82,057.94	800	838.49	21,663.20	352.50	21,215.70-	2651.96-%
460 TEXT & WORKBOOKS	469,300.32	595,600	7,711.65	296,071.59	3,802.68	295,725.73	49.65 %
461 STANDARDIZED TESTS	103,345.64	124,585	0.00	111,121.20		13,463.80	10.80 %
470 MEDIA RESOURCES	57,754.29	46,786	4,067.43	11,277.16	21,341.41	14,167.43	30.28 %
480 AUDIO VISUAL AIDS	1,249.29	1,200	560.16	15,512.79		14,312.79-	1192.73-%
489 PERIODICALS-PAPERS	17,382.02	13,723	0.00	8,620.23	143.98	4,958.79	36.13 %
490 FOOD	54,836.81	9,545	2,409.63	7,538.69		2,006.31	21.01 %
499 WAREHOUSE INVENTORY ADJ	12,511.71-	0	0.00	11,690.77		11,690.77-	0.00 %
** TOTAL OBJ SERIES: 400-499 SUPPLIES AND MATR'LS	2,999,927.27	2,782,183	119,395.14	1,306,149.20	74,314.29	1,401,719.51	50.38 %
500 CAPITAL CONTINGENCY	0.00	8,000	0.00	0.00		8,000.00	100.00 %

REPORT: EXPREV 345 EXP SUMMARY - OBJECT(OBJ) BY FUND
 STATEMENT OF EXPENDITURES
 DIST 0191 Burnsville-Eagan-Savage ISD191 ACCOUNTING PERIOD 11/01/11 TO 11/30/11

RUN: WED 032812 11:08 PAGE 8

OBJ FD	PRIOR YEAR ACTUAL	REVIS ED BUDGET	11/01/11 11/30/11	FISCAL YEAR 201107 EXPENDED THRU 11/30/11	ENCUMBERED THRU 11/30/11	REMAINING ON 11/30/11	PERCENT REMAINING
510 01							
510 SITE IMPROVEMENTS	18,743.80	0	1,500.00	4,041.78	2,000.00	6,041.78-	0.00 %
520 BLDG ACQUISTION & CONSTRUCTION	1,837,248.67	207,000	21,066.54	97,350.44	2,379.02	107,270.54	51.82 %
530 EQUIPMENT PURCHASED	252,129.27	268,312	3,296.22	242,810.46	10,236.61	15,264.93	5.68 %
533 OTH EQUIP-DIRECT INSTRUCTION	69,496.06	60,700	0.00	0.00		60,700.00	100.00 %
550 OTHER VEHICLES PURCHASED	0.00	3,500	0.00	0.00		3,500.00	100.00 %
555 TECHNOLOGY EQUIPMENT	1,180,381.63	884,834	30,493.29	443,261.77	28,669.49	412,902.74	46.66 %
556 TECH EQUIP-SP ED DIRECT INSTR	306,278.52	110,000	1,063.37	10,995.32		99,004.68	90.00 %
580 PRINCIPAL ON CERTIFICATES	512,471.72	473,771	21,513.00	124,806.59		348,964.41	73.65 %
581 INTEREST ON CERT OF PART	219,626.03	224,955	21,330.45	40,019.57		184,935.43	82.20 %
590 OTHER CAPITAL EXPENSE	55,137.94	0	0.00	28,504.00		28,504.00-	0.00 %
** TOTAL OBJ SERIES: 500-599 CAPITAL EXPENDITURES	4,451,513.64	2,241,072	100,262.87	991,789.93	43,285.12	1,205,996.95	53.81 %
740 INTEREST EXPENSE	0.00	10,000	0.00	0.00		10,000.00	100.00 %
** TOTAL OBJ SERIES: 700-799 DEBT SERVICE	0.00	10,000	0.00	0.00		10,000.00	100.00 %
820 DUES, MBRSHPS, LICENSES & FEES	187,615.64	119,219	4,397.68	90,150.95		29,068.05	24.38 %
821 REGIONAL MEM DUES	447,108.00	460,206	176,052.00	373,063.00		87,143.00	18.93 %
896 TAXES AND SPECIAL ASSESSMENTS	106,832.36	88,000	0.00	71,178.24		16,821.76	19.11 %
898 STUDENT SCHOLARSHIPS	99,656.00	87,000	0.00	2,744.00		84,256.00	96.84 %
** TOTAL OBJ SERIES: 800-899 OTHER EXPENDITURES	841,212.00	754,425	180,449.68	537,136.19		217,288.81	28.80 %

REPORT: EXPREV 345 EXP SUMMARY - OBJECT(OBJ) BY FUND

RUN: WED 032812 11:08 PAGE 9

DIST 0191 Burnsville-Eagan-Savage ISD191 STATEMENT OF EXPENDITURES
 ACCOUNTING PERIOD 11/01/11 TO 11/30/11

OBJ FD	PRIOR YEAR ACTUAL	REVISED BUDGET	11/01/11 TO 11/30/11	FISCAL YEAR 201107 EXPENDED THRU 11/30/11	ENCUMBERED THRU 11/30/11	REMAINING ON 11/30/11	PERCENT REMAINING
910 01							
910 TRANSFERS TO OTHER FUNDS	0.00	183,369	0.00	0.00		183,369.00	100.00 %
** TOTAL OBJ SERIES: 900-999	0.00	183,369	0.00	0.00		183,369.00	100.00 %
OTHER FINANCING USES							
*** 01 GENERAL	106,706,065.09	102,647,748	8,148,431.74	30,993,226.23	253,619.93	71,400,901.84	69.55 %
110 ADMIN/SUPERVISION	160,739.29	159,276	13,227.90	67,358.72		91,917.28	57.70 %
170 SEC-CLERICAL-OTHER	42,370.64	25,000	0.00	0.00		25,000.00	100.00 %
171 CASUAL & OVERTIME	7,002.38	0	0.00	0.00		0.00	0.00 %
175 SALARY TRANSFERS-CLERICAL	27,673.34	0	0.00	0.00		0.00	0.00 %
176 DRIVERS SALARIES	18,702.95	22,000	0.00	4,841.60		17,158.40	77.99 %
177 SUBSTITUTE CAFETERIA SALARIES	27,416.33	24,705	2,987.51	5,498.74		19,206.26	77.74 %
178 CAFETERIA SALARIES	1,282,172.19	1,269,360	107,199.63	333,572.04		935,787.96	73.72 %
** TOTAL OBJ SERIES: 100-199	1,566,077.12	1,500,341	123,415.04	411,271.10		1,089,069.90	72.58 %
SALARIES AND WAGES							
210 FICA	114,739.37	116,100	9,099.91	31,040.80		85,059.20	73.26 %
214 PERA	108,537.76	110,200	8,696.57	29,258.45		80,941.55	73.44 %
220 HEALTH INSURANCE	251,589.40	248,000	19,123.32	58,039.62		189,960.38	76.59 %
230 LIFE INSURANCE	2,720.94	2,719	290.25	766.07		1,952.93	71.82 %
235 DENTAL INSURANCE	13,371.70	13,560	1,183.47	3,831.46		9,728.54	71.74 %
240 LONG TERM DISABILITY	6,659.31	6,985	524.46	1,757.05		5,227.95	74.84 %
250 TSA MATCH	20,323.19	29,630	1,446.78	5,083.05		24,546.95	82.84 %

REPORT: EXPREV 345 EXP SUMMARY - OBJECT(OBJ) BY FUND

RUN: WED 032812 11:08 PAGE 10

STATEMENT OF EXPENDITURES
DIST 0191 Burnsville-Eagan-Savage ISD191 ACCOUNTING PERIOD 11/01/11 TO 11/30/11

OBJ FD	PRIOR YEAR ACTUAL	< - - - - - REVISED BUDGET	11/01/11 11/30/11	FISCAL YEAR 201107 EXPENDED THRU 11/30/11	ENCUMBERED THRU 11/30/11	REMAINING ON 11/30/11	PERCENT REMAINING
252 02							
252 HEALTH SAVINGS PLAN	1,438.78	0	0.00	0.00		0.00	0.00 %
260 OTHER EMPLOYEES BENEFITS	8,835.62	9,160	0.00	7,620.99		1,539.01	16.80 %
270 WORKERS COMP INS	2,545.96	20,000	0.00	0.00		20,000.00	100.00 %
** TOTAL OBJ SERIES: 200-299 EMPLOYEE BENEFITS	530,762.03	556,354	40,364.76	137,397.49		418,956.51	75.30 %
305 PROF & TECH SERV	2,900.00	8,000	0.00	0.00		8,000.00	100.00 %
325 INTERDEPT POSTAGE	3,848.06	4,500	108.68	4,311.31		188.69	4.19 %
329 POSTAGE & PARCEL SERVICES	36.73	1,000	0.00	40.00		960.00	96.00 %
334 REFUSE REMOVAL	41,775.33	50,000	4,106.71	17,242.78		32,757.22	65.51 %
350 REPAIR/MAINT SERVICES	21,651.36	40,000	2,255.93	18,025.75		21,974.25	54.93 %
366 TRAVEL - BUSINESS	7,946.73	13,000	1,813.98	4,301.06		8,698.94	66.91 %
385 INTERDEPT PRINTING	4.32	0	0.75	4.15		4.15-	0.00 %
398 MISC CHARGEBACK	110,000.00	110,000	0.00	110,000.00		0.00	0.00 %
** TOTAL OBJ SERIES: 300-399 PURCHASED SERVICES	188,162.53	226,500	8,286.05	153,925.05		72,574.95	32.04 %
401 GENERAL SUPPLIES	131,148.84	137,811	19,979.75	52,587.19	173.93	85,049.88	61.71 %
490 FOOD	1,410,577.62	1,615,638	166,851.51	485,403.49		1,130,234.51	69.95 %
491 COMMODITIES USED	161,397.54	135,000	0.00	0.00		135,000.00	100.00 %
495 MILK	229,918.74	174,779	22,968.05	57,854.59		116,924.41	66.89 %
** TOTAL OBJ SERIES: 400-499 SUPPLIES AND MATR'LS	1,933,042.74	2,063,228	209,799.31	595,845.27	173.93	1,467,208.80	71.11 %

REPORT: EXPREV 345 EXP SUMMARY - OBJECT(OBJ) BY FUND
 STATEMENT OF EXPENDITURES
 DIST 0191 Burnsville-Eagan-Savage ISD191 ACCOUNTING PERIOD 11/01/11 TO 11/30/11

RUN: WED 032812 11:08 PAGE 11

OBJ FD	PRIOR YEAR ACTUAL	REVISED BUDGET	11/01/11 TO 11/30/11	FISCAL YEAR 201107 EXPENDED THRU 11/30/11	ENCUMBERED THRU 11/30/11	REMAINING ON 11/30/11	PERCENT REMAINING
530 EQUIPMENT PURCHASE	83,132.12	240,000	2,160.01	85,333.46		154,666.54	64.44 %
555 TECHNOLOGY EQUIPMENT	25,414.86	10,000	2,436.86	6,094.20	0.01	3,905.79	39.05 %
** TOTAL OBJ SERIES: 500-599 CAPITAL EXPENDITURES	108,546.98	250,000	4,596.87	91,427.66	0.01	158,572.33	63.42 %
820 DUES & MEMBERSHIPS	4,459.58	5,000	0.00	432.00		4,568.00	91.36 %
** TOTAL OBJ SERIES: 800-899 OTHER EXPENDITURES	4,459.58	5,000	0.00	432.00		4,568.00	91.36 %
*** 02 FOOD SERVICE	4,331,050.98	4,601,423	386,462.03	1,390,298.57	173.94	3,210,950.49	69.78 %
110 ADMIN/SUPERVISION	42,103.04	5,666	472.12	2,360.60		3,305.40	58.33 %
144 NON-LIC SUPPORT	44,831.44	71,181	8,178.86	22,891.20		48,289.80	67.84 %
170 SEC-CLERICAL-OTHER	108,199.89	84,522	3,677.75	27,687.83		56,834.17	67.24 %
171 CASUAL & OVERTIME	10,008.81	9,000	0.00	3,150.91		5,849.09	64.98 %
185 LIC INSTR - OTHER	1,329.21	0	0.00	0.00		0.00	0.00 %
186 NON-LIC INSTR - OTHER	343.10	0	103.45	585.61		585.61	0.00 %
** TOTAL OBJ SERIES: 100-199 SALARIES AND WAGES	206,815.49	170,369	12,432.18	56,676.15		113,692.85	66.73 %
210 FICA	15,090.44	12,324	882.80	4,057.16		8,266.84	67.07 %
214 PERA	14,524.20	11,288	867.08	3,863.96		7,424.04	65.76 %
218 TRA	400.57	340	28.32	141.60		198.40	58.35 %
220 HEALTH INSURANCE	39,846.96	31,419	3,835.33	14,937.60		16,481.40	52.45 %
230 LIFE INSURANCE	436.78	1,209	31.21	125.47		1,083.53	89.62 %

REPORT: EXPREV 345 EXP SUMMARY - OBJECT(OBJ) BY FUND
 STATEMENT OF EXPENDITURES
 DIST 0191 Burnsville-Eagan-Savage ISD191 ACCOUNTING PERIOD 11/01/11 TO 11/30/11

RUN: WED 032812 11:08 PAGE 12

OBJ FD	PRIOR YEAR ACTUAL	REVIS ED BUDGET	11/01/11 11/30/11	FISCAL YEAR 201107 EXPENDED THRU 11/30/11	ENCUMBERED THRU 11/30/11	REMAINING ON 11/30/11	PERCENT REMAINING
235 03							
235 DENTAL INSURANCE	2,031.60	5,892	170.69	705.78		5,186.22	88.02 %
240 LONG TERM DISABILITY	1,157.04	2,548	66.70	304.35		2,243.65	88.05 %
250 TSA MATCH	2,877.74	1,867	210.24	776.56		1,090.44	58.40 %
251 HEALTH REIMBURSEMENT	43.41	0	0.00	0.00		0.00	0.00 %
270 WORKERS COMP INS	0.00	487	0.00	0.00		487.00	100.00 %
** TOTAL OBJ SERIES: 200-299 EMPLOYEE BENEFITS	76,408.74	67,374	6,092.37	24,912.48		42,461.52	63.02 %
305 PROF & TECH SERV	6,480.00	3,000	0.00	5,000.00		2,000.00-	66.66-%
325 INTERDEPT POSTAGE	2,976.96	3,000	0.00	2,101.79		898.21	29.94 %
329 POSTAGE & PARCEL	1,831.22	1,000	0.00	0.00		1,000.00	100.00 %
350 REPAIRS-MAINT SERV	216.00	500	250.00	466.00		34.00	6.80 %
361 TRAN - CONTRACTS	5,398,291.93	5,256,000	969,619.95	1,514,437.02		3,741,562.98	71.18 %
362 EXP IN LIEU OF TRANS	90,151.94	140,000	0.00	73.56		139,926.44	99.94 %
363 SNOW REMOVAL	32,127.53	110,000	0.00	0.00		110,000.00	100.00 %
365 TRAN - FUEL CHGBK	28,886.70-	0	0.00	1,427.38-		1,427.38	0.00 %
366 TRAVEL-BUSINESS	1,008.31	5,400	0.00	33.08		5,366.92	99.38 %
381 PRINTING-BINDING	2,796.00	6,000	0.00	3,860.62		2,139.38	35.65 %
385 INTERDEPT PRINTING	81.33	500	6.99	10.78		489.22	97.84 %
** TOTAL OBJ SERIES: 300-399 PURCHASED SERVICES	5,507,074.52	5,525,400	969,876.94	1,524,555.47		4,000,844.53	72.40 %

REPORT: EXPREV 345 EXP SUMMARY - OBJECT(OBJ) BY FUND
 STATEMENT OF EXPENDITURES
 DIST 0191 Burnsville-Eagan-Savage ISD191 ACCOUNTING PERIOD 11/01/11 TO 11/30/11

RUN: WED 032812 11:08 PAGE 13

OBJ FD	PRIOR YEAR ACTUAL	REVIS BUDGET	11/01/11 11/30/11	FISCAL YEAR 201107 EXPENDED THRU 11/30/11	ENCUMBERED THRU 11/30/11	REMAINING ON 11/30/11	PERCENT REMAINING
401 03							
401 GENERAL SUPPLIES	8,650.87	7,000	0.00	4,160.48		2,839.52	40.56 %
442 GAS/OIL-VEHICLE	751,622.16	700,000	162,113.98	243,369.12		456,630.88	65.23 %
489 PERIODICALS-PAPERS	217.00	200	0.00	0.00		200.00	100.00 %
** TOTAL OBJ SERIES: 400-499 SUPPLIES AND MATR'LS	760,490.03	707,200	162,113.98	247,529.60		459,670.40	64.99 %
555 TECHNOLOGY EQUIPMENT	981.30	0	0.00	0.00		0.00	0.00 %
** TOTAL OBJ SERIES: 500-599 CAPITAL EXPENDITURES	981.30	0	0.00	0.00		0.00	0.00 %
820 DUES & MEMBERSHIPS	5,991.92	5,000	0.00	0.00		5,000.00	100.00 %
** TOTAL OBJ SERIES: 800-899 OTHER EXPENDITURES	5,991.92	5,000	0.00	0.00		5,000.00	100.00 %
*** 03 TRANSPORTATION	6,557,762.00	6,475,343	1,150,515.47	1,853,673.70		4,621,669.30	71.37 %
100 SALARY CONTINGENCY	0.00	395,440	0.00	0.00		395,440.00	100.00 %
101 SALARIES PAYABLE	0.00-	0	0.00	502.46		502.46-	0.00 %
110 ADMIN/SUPERVISION	455,243.73	228,447	14,828.60	74,143.00		154,304.00	67.54 %
120 ECFE/SCHOOL READINESS COOR	125,102.65	125,103	10,980.52	54,902.60		70,200.40	56.11 %
140 LIC CLASSROOM	702,894.33	750,802	66,040.37	263,945.47		486,856.53	64.84 %
141 NON-LIC CLASSROOM	1,241,780.24	1,045,690	83,323.58	405,214.18		640,475.82	61.24 %
143 LIC CLASSROOM SUPPORT	11,812.78	9,800	1,934.96	6,772.36		3,027.64	30.89 %
145 LICENSED SUBSTITUTE - DAILY	213.57	2,000	559.69	1,206.35		793.65	39.68 %
154 SCHOOL NURSE	25,493.63	18,000	2,124.46	7,435.61		10,564.39	58.69 %

REPORT: EXPREV 345 EXP SUMMARY - OBJECT(OBJ) BY FUND
 STATEMENT OF EXPENDITURES
 DIST 0191 Burnsville-Eagan-Savage ISD191 ACCOUNTING PERIOD 11/01/11 TO 11/30/11

RUN: WED 032812 11:08 PAGE 14

OBJ FD	PRIOR YEAR ACTUAL	REVIS BUDGET	11/01/11 11/30/11	FISCAL YEAR 201107 EXPENDED THRU 11/30/11	ENCUMBERED THRU 11/30/11	REMAINING ON 11/30/11	PERCENT REMAINING
170 04	229,753.71	251,950	15,169.04	77,075.20		174,874.80	69.40 %
170 SEC-CLERICAL-OTHER							
171 CASUAL & OVERTIME	39,046.44	75,000	1,541.99	5,892.76		69,107.24	92.14 %
175 SAL TRANSFERS-CLERICAL	51,559.18	0	0.00	0.00		0.00	0.00 %
176 DRIVERS SALARIES	4,675.79	4,061	0.00	1,210.41		2,850.59	70.19 %
179 OTHER SALARIES	1,423.45	0	450.73	942.44		942.44-	0.00 %
185 LIC INSTRUCT - OTHER	219,392.51	172,000	12,068.54	45,080.52		126,919.48	73.79 %
186 NON-LIC INSTR - OTHER	927,060.25	727,598	58,667.22	332,138.19		395,459.81	54.35 %
195 CHARGEBACK SALARIES	48,000.00	48,000	0.00	0.00		48,000.00	100.00 %
** TOTAL OBJ SERIES: 100-199 SALARIES AND WAGES	4,083,452.26	3,853,891	267,689.70	1,276,461.55		2,577,429.45	66.87 %
201 TUITION REIMB	9,552.94	1,200	2,080.00	2,080.00		880.00-	73.33-%
210 FICA	296,669.11	332,354	19,736.04	94,339.54		238,014.46	71.61 %
214 PERA	162,196.66	148,954	10,504.99	49,980.26		98,973.74	66.44 %
218 TRA	73,822.61	69,583	6,119.59	28,087.32		41,495.68	59.63 %
220 HEALTH INSURANCE	538,348.21	425,238	35,706.40	152,028.96		273,209.04	64.24 %
230 LIFE INSURANCE	4,319.89	4,341	242.94	1,078.73		3,262.27	75.15 %
235 DENTAL INSURANCE	29,606.95	30,596	2,297.48	9,857.30		20,738.70	67.78 %
240 LONG TERM DISABILITY	15,560.82	14,463	1,065.74	4,796.54		9,666.46	66.83 %

REPORT: EXPREV 345 EXP SUMMARY - OBJECT(OBJ) BY FUND
 STATEMENT OF EXPENDITURES
 DIST 0191 Burnsville-Eagan-Savage ISD191 ACCOUNTING PERIOD 11/01/11 TO 11/30/11

RUN: WED 032812 11:08 PAGE 15

OBJ FD	PRIOR YEAR ACTUAL	REVISED BUDGET	11/01/11 11/30/11	FISCAL YEAR 201107 EXPENDED THRU 11/30/11	ENCUMBERED THRU 11/30/11	REMAINING ON 11/30/11	PERCENT REMAINING
250 04							
250 TSA MATCH	19,333.84	13,996	1,466.22	6,388.85		7,607.15	54.35 %
251 HEALTH REIMBURSEMENT	1,866.47	0	0.00	0.00		0.00	0.00 %
252 HEALTH SAVINGS PLAN	4,529.21	0	0.00	0.00		0.00	0.00 %
270 WORKERS COMP INS	14,339.52	23,000	0.00	0.00		23,000.00	100.00 %
295 EMPLOYEE BENEFITS	12,000.00	12,000	0.00	0.00		12,000.00	100.00 %
** TOTAL OBJ SERIES: 200-299 EMPLOYEE BENEFITS	1,182,146.23	1,075,725	79,219.40	348,637.50		727,087.50	67.59 %
305 PROF & TECH SERVICES	472,562.35	328,750	25,655.32	129,802.23		198,947.77	60.51 %
311 PROF & TECH SERVICES	0.00	0	5,113.76	5,878.66		5,878.66	0.00 %
319 OTHER PERS SERV	723.50	100	0.00	0.00		100.00	100.00 %
320 COMMUNICATION SERVICES	5,339.14	6,200	341.82	1,825.01		4,374.99	70.56 %
325 INTERDEPT POSTAGE	8,591.48	8,510	227.12	2,701.15		5,808.85	68.25 %
329 POSTAGE & PARCEL	416.43	4,750	0.00	696.31		4,053.69	85.34 %
330 ELECTRICITY	0.00	46,000	0.00	0.00		46,000.00	100.00 %
331 WATER & SEWER	0.00	3,500	0.00	0.00		3,500.00	100.00 %
332 NATURAL GAS	0.00	15,000	0.00	0.00		15,000.00	100.00 %
334 REFUSE REMOVAL	10,443.83	9,800	1,026.68	4,310.69		5,489.31	56.01 %
350 REPAIRS-MAINT SERV	43,998.74	60,200	5,884.00	23,977.12		36,222.88	60.17 %

REPORT: EXPREV 345 EXP SUMMARY - OBJECT(OBJ) BY FUND
 STATEMENT OF EXPENDITURES
 DIST 0191 Burnsville-Eagan-Savage ISD191 ACCOUNTING PERIOD 11/01/11 TO 11/30/11

RUN: WED 032812 11:08 PAGE 16

OBJ FD	PRIOR YEAR ACTUAL	REVISED BUDGET	11/01/11 TO 11/30/11	FISCAL YEAR 201107 EXPENDED THRU 11/30/11	ENCUMBERED THRU 11/30/11	REMAINING ON 11/30/11	PERCENT REMAINING
351 04	0.00	0	0.00	8,186.00		8,186.00	0.00 %
351 REPAIR-MAINT - BLDG							
361 TRANS CONTRACTS	27,584.30	36,250	1,870.56	8,719.80		27,530.20	75.94 %
365 TRANS FUEL CHGBK	2,843.73	3,100	0.00	1,191.04		1,908.96	61.57 %
366 TRAVEL-BUSINESS	12,497.68	10,600	101.90	2,802.22		7,797.78	73.56 %
370 RENTALS & LEASES	19,283.35	15,200	3,380.45	8,454.94		6,745.06	44.37 %
380 ADVERTISING	650.00	4,200	0.00	0.00		4,200.00	100.00 %
381 PRINTING-BINDING	117,286.96	75,210	150.00	34,964.85		40,245.15	53.51 %
394 REGIST/ENTRY FEES	84,134.83	76,200	414.00	17,451.24		58,748.76	77.09 %
398 MISC CHARGEBACK	10,641.00	46,827	0.00	0.00		46,827.00	100.00 %
** TOTAL OBJ SERIES: 300-399 PURCHASED SERVICES	816,997.32	750,397	44,165.61	250,961.26		499,435.74	66.55 %
401 GENERAL SUPPLIES	109,602.79	77,850	808.79	42,327.27	812.78	34,709.95	44.58 %
430 INSTRUCT SUPPLIES	12,172.28	15,000	602.00	10,644.75		4,355.25	29.03 %
433 INDIVID INSTR MAT	4,139.59	3,000	0.00	3,003.18		3.18	0.10 %
450 MATERIALS FOR RESALE	13,622.05	10,000	1,154.37	5,843.91	3,084.43	1,071.66	10.71 %
460 TEXT & WORKBOOKS	23,896.54	38,650	332.49	17,366.72		21,283.28	55.06 %
461 STANDARDIZED TESTS	0.00	7,000	0.00	0.00		7,000.00	100.00 %
489 PERIODICALS-PAPERS	618.99	1,300	0.00	0.00		1,300.00	100.00 %

REPORT: EXPREV 345 EXP SUMMARY - OBJECT(OBJ) BY FUND

RUN: WED 032812 11:08 PAGE 17

STATEMENT OF EXPENDITURES

DIST 0191 Burnsville-Eagan-Savage ISD191 ACCOUNTING PERIOD 11/01/11 TO 11/30/11

OBJ FD	PRIOR YEAR ACTUAL	REVISED BUDGET	11/01/11 TO 11/30/11	FISCAL YEAR 201107 EXPENDED THRU 11/30/11	ENCUMBERED THRU 11/30/11	REMAINING ON 11/30/11	PERCENT REMAINING
490 04							
490 FOOD	136,882.20	109,490	896.74	29,997.28		79,492.72	72.60 %
495 MILK	0.00-	10,000	653.27	2,797.79		7,202.21	72.02 %
** TOTAL OBJ SERIES: 400-499 SUPPLIES AND MATR'LS	300,934.44	272,290	4,447.66	111,980.90	3,897.21	156,411.89	57.44 %
530 EQUIP PURCH - NEW	2,940.80	6,600	0.00	0.00		6,600.00	100.00 %
555 TECHNOLOGY EQUIPMENT	9,103.96	6,500	0.00	58.95		6,441.05	99.09 %
590 OTHER CAP [SOFTWARE]	22,917.86	6,000	6,100.00	8,374.30		2,374.30-	39.57-%
** TOTAL OBJ SERIES: 500-599 CAPITAL EXPENDITURES	34,962.62	19,100	6,100.00	8,433.25		10,666.75	55.84 %
820 DUES & MEMBERSHIPS	4,233.10	6,375	0.00	1,253.90		5,121.10	80.33 %
899 MISC EXPENSES	0.00	1,000	0.00	0.00		1,000.00	100.00 %
** TOTAL OBJ SERIES: 800-899 OTHER EXPENDITURES	4,233.10	7,375	0.00	1,253.90		6,121.10	82.99 %
*** 04 COMMUNITY SERVICE	6,422,725.97	5,978,778	401,622.37	1,997,728.36	3,897.21	3,977,152.43	66.52 %
305 PROF & TECH SERV	979,477.96	1,291,000	5,295.55	99,049.68	78,667.04	1,113,283.28	86.23 %
** TOTAL OBJ SERIES: 300-399 PURCHASED SERVICES	979,477.96	1,291,000	5,295.55	99,049.68	78,667.04	1,113,283.28	86.23 %
510 SITE IMPROVEMENTS	0.00	25,000	980.46	29,112.46	5,000.00	9,112.46-	36.44-%
520 BUILDING CONSTRUCTION	1,936,172.91	10,454,000	58,656.39	6,931,743.91	1,491,685.58	2,030,570.51	19.42 %
** TOTAL OBJ SERIES: 500-599 CAPITAL EXPENDITURES	1,936,172.91	10,479,000	59,636.85	6,960,856.37	1,496,685.58	2,021,458.05	19.29 %
*** 06 CAPITAL PROJECTS	2,915,650.87	11,770,000	64,932.40	7,059,906.05	1,575,352.62	3,134,741.33	26.63 %
710 BOND, PRINCIPAL	4,480,000.00	4,020,000	0.00	0.00		4,020,000.00	100.00 %
720 BOND, INTEREST	3,103,982.50	2,957,406	0.00	1,478,703.76		1,478,702.24	49.99 %
790 OTHER DEBT SERV EXP	74,272.75	5,500	400.00	850.00		4,650.00	84.54 %
** TOTAL OBJ SERIES: 700-799 DEBT SERVICE	7,658,255.25	6,982,906	400.00	1,479,553.76		5,503,352.24	78.81 %

REPORT: EXPREV 345 EXP SUMMARY - OBJECT(OBJ) BY FUND
 STATEMENT OF EXPENDITURES
 DIST 0191 Burnsville-Eagan-Savage ISD191 ACCOUNTING PERIOD 11/01/11 TO 11/30/11

RUN: WED 032812 11:08 PAGE 18

OBJ FD	PRIOR YEAR ACTUAL	REVISED BUDGET	11/01/11 TO 11/30/11	FISCAL YEAR 201107 EXPENDED THRU 11/30/11	ENCUMBERED THRU 11/30/11	REMAINING ON 11/30/11	PERCENT REMAINING
790 07							
*** 07 DEBT SERVICE	7,658,255.25	6,982,906	400.00	1,479,553.76		5,503,352.24	78.81 %
299 OTHER EMPLOYEE BENEFITS	841,812.96	925,000	62,657.61	278,557.67		646,442.33	69.88 %
** TOTAL OBJ SERIES: 200-299 EMPLOYEE BENEFITS	841,812.96	925,000	62,657.61	278,557.67		646,442.33	69.88 %
*** 08 FLEX BENEFIT FUND	841,812.96	925,000	62,657.61	278,557.67		646,442.33	69.88 %
394 REGIST/ENTRY FEES	12,455.00	0	0.00	0.00		0.00	0.00 %
** TOTAL OBJ SERIES: 300-399 PURCHASED SERVICES	12,455.00	0	0.00	0.00		0.00	0.00 %
401 GENERAL SUPPLIES	109.75-	0	0.00	0.00		0.00	0.00 %
** TOTAL OBJ SERIES: 400-499 SUPPLIES AND MATR'LS	109.75-	0	0.00	0.00		0.00	0.00 %
898 STUDENT SCHOLARSHIPS	43,550.00	42,000	0.00	5,500.00		36,500.00	86.90 %
899 STUDENT SCHOLARSHIPS	5,000.00	0	0.00	0.00		0.00	0.00 %
** TOTAL OBJ SERIES: 800-899 OTHER EXPENDITURES	48,550.00	42,000	0.00	5,500.00		36,500.00	86.90 %
*** 09 SCHOLARSHIP FUND	60,895.25	42,000	0.00	5,500.00		36,500.00	86.90 %
305 PROF & TECH SERV	1,931.50	0	0.00	0.00		0.00	0.00 %
** TOTAL OBJ SERIES: 300-399 PURCHASED SERVICES	1,931.50	0	0.00	0.00		0.00	0.00 %
430 INSTRUCT SUPP	127.00	0	0.00	0.00		0.00	0.00 %
** TOTAL OBJ SERIES: 400-499 SUPPLIES AND MATR'LS	127.00	0	0.00	0.00		0.00	0.00 %
*** 11 RHEAUME EDUCATIONAL FUND	2,058.50	0	0.00	0.00		0.00	0.00 %
101 SALARIES PAYABLE	0.00	0	0.00	40.00-		40.00	0.00 %
186 NON-LIC INSTR - OTHER	29,589.65	32,706	2,801.15	10,273.79		22,432.21	68.58 %
** TOTAL OBJ SERIES: 100-199 SALARIES AND WAGES	29,589.65	32,706	2,801.15	10,233.79		22,472.21	68.70 %
210 FICA	2,019.40	2,502	211.33	792.64		1,709.36	68.31 %

REPORT: EXPREV 345 EXP SUMMARY - OBJECT(OBJ) BY FUND
 STATEMENT OF EXPENDITURES
 DIST 0191 Burnsville-Eagan-Savage ISD191 ACCOUNTING PERIOD 11/01/11 TO 11/30/11

RUN: WED 032812 11:08 PAGE 19

OBJ FD	PRIOR YEAR ACTUAL	REVISED BUDGET	11/01/11 11/30/11	FISCAL YEAR 201107 EXPENDED THRU 11/30/11	ENCUMBERED THRU 11/30/11	REMAINING ON 11/30/11	PERCENT REMAINING
214 15							
214 PERA	1,510.11	2,289	143.08	586.36		1,702.64	74.38 %
** TOTAL OBJ SERIES: 200-299 EMPLOYEE BENEFITS	3,529.51	4,791	354.41	1,379.00		3,412.00	71.21 %
305 PROF & TECH SERV	4,571.70	2,865	276.66	515.17		2,349.83	82.01 %
325 INTERDEPT POSTAGE	0.44	0	0.00	0.00		0.00	0.00 %
** TOTAL OBJ SERIES: 300-399 PURCHASED SERVICES	4,572.14	2,865	276.66	515.17		2,349.83	82.01 %
401 GENERAL SUPPLIES	961.46	300	0.00	1,063.36		763.36-	254.45-%
450 MATERIALS FOR RESALE	64,808.00	54,150	4,504.67	18,601.90		35,548.10	65.64 %
499 WAREHOUSE INVENTORY ADJ	1,250.25-	0	0.00	1,250.25		1,250.25-	0.00 %
** TOTAL OBJ SERIES: 400-499 SUPPLIES AND MATR'LS	64,519.21	54,450	4,504.67	20,915.51		33,534.49	61.58 %
530 EQUIPMENT PURCHASED	10,616.26	0	0.00	847.89		847.89-	0.00 %
** TOTAL OBJ SERIES: 500-599 CAPITAL EXPENDITURES	10,616.26	0	0.00	847.89		847.89-	0.00 %
820 DUES, MBRSHPS, LICENSES & FEES	367.00	452	332.00	417.52		34.48	7.62 %
** TOTAL OBJ SERIES: 800-899 OTHER EXPENDITURES	367.00	452	332.00	417.52		34.48	7.62 %
*** 15 CAFE	113,193.77	95,264	8,268.89	34,308.88		60,955.12	63.98 %
299 DENTAL CLAIMS	877,293.98	898,000	68,975.21	372,249.94		525,750.06	58.54 %
** TOTAL OBJ SERIES: 200-299 EMPLOYEE BENEFITS	877,293.98	898,000	68,975.21	372,249.94		525,750.06	58.54 %
305 PROF & TECH SERV	79,917.62	82,300	6,237.41	31,142.08		51,157.92	62.16 %
** TOTAL OBJ SERIES: 300-399 PURCHASED SERVICES	79,917.62	82,300	6,237.41	31,142.08		51,157.92	62.16 %
*** 20 ISF - DENTAL	957,211.60	980,300	75,212.62	403,392.02		576,907.98	58.85 %
191 SEVERANCE PAY	171,351.43-	975,000	0.00	0.00		975,000.00	100.00 %

REPORT: EXPREV 345 EXP SUMMARY - OBJECT(OBJ) BY FUND
 STATEMENT OF EXPENDITURES
 DIST 0191 Burnsville-Eagan-Savage ISD191 ACCOUNTING PERIOD 11/01/11 TO 11/30/11

RUN: WED 032812 11:08 PAGE 20

OBJ FD	PRIOR YEAR ACTUAL	REVISED BUDGET	11/01/11 TO 11/30/11	FISCAL YEAR 201107 EXPENDED THRU 11/30/11	ENCUMBERED THRU 11/30/11	REMAINING ON 11/30/11	PERCENT REMAINING
192 21							
192 CHANGE TO OPEB SEV LIABILITY	1,013,975.00-	0	0.00	0.00		0.00	0.00 %
** TOTAL OBJ SERIES: 100-199 SALARIES AND WAGES	1,185,326.43-	975,000	0.00	0.00		975,000.00	100.00 %
210 FICA	149.21	0	0.00	0.00		0.00	0.00 %
252 HEALTH SAVINGS PLAN	514,768.25	0	0.00	0.00		0.00	0.00 %
253 TSA - DISTRICT MATCH	342,406.97	0	0.00	0.00		0.00	0.00 %
** TOTAL OBJ SERIES: 200-299 EMPLOYEE BENEFITS	857,324.43	0	0.00	0.00		0.00	0.00 %
*** 21 ISF - POST RETIREMENT BENEFIT	328,002.00-	975,000	0.00	0.00		975,000.00	100.00 %
220 HEALTH INSURANCE	16,051,224.50	13,600,000	0.00	0.00		13,600,000.00	100.00 %
** TOTAL OBJ SERIES: 200-299 EMPLOYEE BENEFITS	16,051,224.50	13,600,000	0.00	0.00		13,600,000.00	100.00 %
*** 22 ISF - HEALTH SELECT 105	16,051,224.50	13,600,000	0.00	0.00		13,600,000.00	100.00 %
220 HEALTH INSURANCE	1,258,123.41	1,997,291	104,991.30	546,462.51		1,450,828.49	72.63 %
230 LIFE INSURANCE	2,468.80	5,133	5,676.98	12,219.32		7,086.32-	138.05-%
235 DENTAL INSURANCE	75,069.40	105,676	1,263.18	23,423.50		82,252.50	77.83 %
** TOTAL OBJ SERIES: 200-299 EMPLOYEE BENEFITS	1,335,661.61	2,108,100	111,931.46	582,105.33		1,525,994.67	72.38 %
305 PROF & TECH SERV	312.45	0	0.00	62.49		62.49-	0.00 %
** TOTAL OBJ SERIES: 300-399 PURCHASED SERVICES	312.45	0	0.00	62.49		62.49-	0.00 %
*** 25 OPEB REVOCABLE TRUST	1,335,974.06	2,108,100	111,931.46	582,167.82		1,525,932.18	72.38 %
710 BOND, PRINCIPAL	0.00	620,000	0.00	0.00		620,000.00	100.00 %
720 BOND, INTEREST	987,650.00	958,400	0.00	479,200.00		479,200.00	50.00 %
** TOTAL OBJ SERIES: 700-799 DEBT SERVICE	987,650.00	1,578,400	0.00	479,200.00		1,099,200.00	69.64 %
*** 47 POST EMPLOYMENT BENEFITS	987,650.00	1,578,400	0.00	479,200.00		1,099,200.00	69.64 %
*** REPORT TOTALS:	154,613,528.80	158,760,262	10,410,434.59	46,557,513.06	1,833,043.70	110,369,705.24	69.51 %

BURNSVILLE-EAGAN-SAVAGE

Independent School District 191

DISTRICT EXPENDITURES

BY

PROGRAM/DEPARTMENT

WITHIN FUND

November, 2011

REPORT: EXPREV 341 EXP SUMMARY - PROGRAMS (PRG) WITHIN FUND
 STATEMENT OF EXPENDITURES
 DIST 0191 Burnsville-Eagan-Savage ISD191 ACCOUNTING PERIOD 11/01/11 TO 11/30/11

RUN: WED 032812 11:03 PAGE 1

ACCT STATUS:	Active and Next Year Accts	ACCOUNT RANGES:		FISCAL YEAR 201107				PERCENT
PRG FD	PRIOR YEAR ACTUAL	REVISED BUDGET	11/01/11 TO 11/30/11	EXPENDED THRU 11/30/11	ENCUMBERED THRU 11/30/11	REMAINING ON 11/30/11	REMAINING	
010	BOARD OF EDUCATION	118,570.52	136,225	4,242.74	49,841.12	12,968.00	73,415.88	53.89 %
020	SUPERINTENDENT	294,371.32	288,204	27,545.33	126,360.73		161,843.27	56.15 %
030	ASSIST SUP'T	14,021.87	218,312	17,125.72	92,795.07		125,516.93	57.49 %
050	SCHOOL ADMINISTRATION	4,116,522.23	4,091,378	331,854.98	1,540,630.60	8,791.00	2,541,956.40	62.12 %
**	TOTAL PRG SERIES: 000-099 ADMINISTRATION	4,543,485.94	4,734,119	380,768.77	1,809,627.52	21,759.00	2,902,732.48	61.31 %
105	GEN ADMIN SUPPORT	186,925.54	181,146	10,493.98	60,966.27	18,550.05	101,629.68	56.10 %
110	BUSINESS SERVICES	1,299,989.55	1,234,393	91,894.13	547,669.89	1,784.00	684,939.11	55.48 %
130	COMMUNITY RELATIONS	319,223.57	415,535	51,298.18	176,501.56	20,136.00	218,897.44	52.67 %
140	DATA PROCESSING	728,280.13	757,931	200,319.75	518,644.34	18,157.92	221,128.74	29.17 %
150	LEGAL SERVICES	11,158.20	64,000	281.60	473.60		63,526.40	99.26 %
160	HUMAN RESOURCES	834,957.06	836,924	61,582.36	303,656.72		533,267.28	63.71 %
170	PRINTING	37,674.12	36,900	4,657.99	29,747.90		7,152.10	19.38 %
180	CENSUS	123,099.30	161,932	16,602.50	66,907.58		95,024.42	58.68 %
197	PARENTAL INVOLVEMENT	17,348.01	800	216.00	8,901.29		8,101.29	1012.66-%
198	SPED PARENTAL SUPPORT	0.00	0	95.00	95.00		95.00	0.00 %
199	SCHOOL ELECTIONS	5,208.25	30,000	6,802.64	17,136.34		12,863.66	42.87 %
**	TOTAL PRG SERIES: 100-199 DIST. SUPPORT SERV.	3,563,863.73	3,719,561	444,244.13	1,730,700.49	58,627.97	1,930,232.54	51.89 %

REPORT: EXPREV 341 EXP SUMMARY - PROGRAMS (PRG) WITHIN FUND
 STATEMENT OF EXPENDITURES
 DIST 0191 Burnsville-Eagan-Savage ISD191 ACCOUNTING PERIOD 11/01/11 TO 11/30/11

RUN: WED 032812 11:03 PAGE 2

PRG FD	PRIOR YEAR ACTUAL	REVIS ED BUDGET	11/01/11 11/30/11	FISCAL YEAR 201107 EXPENDED THRU 11/30/11	ENCUMBERED THRU 11/30/11	REMAINING ON 11/30/11	PERCENT REMAINING
201 01							
201 KINDERGARTEN	1,589,206.94	1,291,549	110,056.62	378,821.27	1,303.72	911,424.01	70.56 %
202 PRIMARY (1-3)	8,315,304.60	8,229,724	668,077.88	2,315,760.92	2,201.69	5,911,761.39	71.83 %
203 INTERMEDIATE (4-6)	10,215,616.58	11,791,600	847,395.55	3,091,997.72	3,372.44	8,696,229.84	73.74 %
204 TITLE II TEACHER TRAINING	271,982.06	293,813	10,697.79	30,328.28		263,484.72	89.67 %
205 TITLE III - LEP	210,179.77	196,630	10,188.08	46,208.27		150,421.73	76.49 %
208 ELE/SEC MIDDLE SCH'L	4,556.74	7,500	562.95	1,136.52		6,363.48	84.84 %
211 SECONDARY ED-GENERAL	4,708,772.50	4,477,899	516,994.28	1,353,683.29	4,173.87	3,120,041.84	69.67 %
212 ART	896,216.57	1,102,618	93,484.47	319,244.99	2,194.69	781,178.32	70.84 %
215 BUSINESS	108,321.45	123,397	11,174.47	34,903.12	4,163.50	84,330.38	68.34 %
216 TITLE I EDUCATIONALLY DISADVAN	1,167,435.76	729,671	77,835.61	261,509.95	139.67	468,021.38	64.14 %
217 ASSURANCE OF MASTERY	226,582.96	492,802	41,216.82	142,524.21		350,277.79	71.07 %
218 SCHOOL ENRICHMENT PROG	593,096.74	478,600	38,262.22	133,395.50		345,204.50	72.12 %
219 ESL	3,086,471.56	2,731,400	205,310.06	717,922.13		2,013,477.87	73.71 %
220 LANGUAGE ARTS	2,832,366.30	2,985,403	237,986.69	827,482.21	14.06	2,157,906.73	72.28 %
230 WORLD LANGUAGES	1,176,593.59	1,037,652	87,585.29	292,526.86	0.01	745,125.13	71.80 %
240 PHY ED-HEALTH-REC	2,086,707.30	1,995,422	161,661.37	556,146.30	1,437.85	1,437,837.85	72.05 %
250 FAMILY LIVING SCIENCE	151,192.50	180,517	10,443.29	33,814.15	119.85	146,583.00	81.20 %

REPORT: EXPREV 341 EXP SUMMARY - PROGRAMS (PRG) WITHIN FUND
 STATEMENT OF EXPENDITURES
 DIST 0191 Burnsville-Eagan-Savage ISD191 ACCOUNTING PERIOD 11/01/11 TO 11/30/11

RUN: WED 032812 11:03 PAGE 3

PRG FD	PRIOR YEAR ACTUAL	REVISED BUDGET	11/01/11 TO 11/30/11	FISCAL YEAR 201107 EXPENDED THRU 11/30/11	ENCUMBERED THRU 11/30/11	REMAINING ON 11/30/11	PERCENT REMAINING
255 01							
255 INDUSTRIAL EDUCATION	434,003.56	484,715	37,257.15	130,433.79	631.47	353,649.74	72.96 %
256 MATHEMATICS	2,697,473.32	2,654,880	217,697.48	756,158.84	35.72	1,898,685.44	71.51 %
258 MUSIC	1,986,220.43	1,594,727	140,178.29	467,849.17	3,732.79	1,123,145.04	70.42 %
260 NATURAL SCIENCES	3,292,537.99	3,178,650	269,226.48	935,209.81	3,018.89	2,240,421.30	70.48 %
270 SOCIAL STUDIES	2,743,291.74	2,564,958	211,530.24	727,749.91	140.12	1,837,067.97	71.62 %
291 CO-CURRICULAR	593,349.19	385,362	45,918.41	165,831.32	6,107.15	213,423.53	55.38 %
292 BOYS/GIRLS ATHLETICS	433,727.76	393,054	53,480.92	210,663.72		182,390.28	46.40 %
294 BOYS ATHLETICS	502,700.32	286,977	54,051.56	175,779.01		111,197.99	38.74 %
296 GIRLS ATHLETICS	420,969.95	253,939	50,083.94	159,320.18	384.00	94,234.82	37.10 %
** TOTAL PRG SERIES: 200-299 REGULAR INSTRUCTION	50,744,878.18	49,943,459	4,208,357.91	14,266,401.44	33,171.49	35,643,886.07	71.36 %
311 DISTRIBUTIVE EDUCATION	6,273.76	0	84.00	19,136.52		19,136.52-	0.00 %
331 HOME ECONOMICS ED	353,781.03	321,463	24,651.81	87,163.26	535.16	233,764.58	72.71 %
341 BUSINESS & OFFICE ED	167,126.96	171,429	13,402.14	46,446.60		124,982.40	72.90 %
351 TECHNICAL EDUCATION	15,811.13	18,750	0.00	1,249.00		17,501.00	93.33 %
361 TRADE-INDUSTRIAL ED	139,611.06	98,703	8,201.37	28,107.74		70,595.26	71.52 %
380 SPECIAL NEEDS	521,867.23	532,876	55,097.02	167,130.91		365,745.09	68.63 %
399 VOCATIONAL-GENERAL	273,134.37	343,711	0.00	124,661.48		219,049.52	63.73 %
** TOTAL PRG SERIES: 300-399 VOCATIONAL INSTRUC.	1,477,605.54	1,486,932	101,436.34	473,895.51	535.16	1,012,501.33	68.09 %

REPORT: EXPREV 341 EXP SUMMARY - PROGRAMS (PRG) WITHIN FUND
 STATEMENT OF EXPENDITURES
 DIST 0191 Burnsville-Eagan-Savage ISD191 ACCOUNTING PERIOD 11/01/11 TO 11/30/11

RUN: WED 032812 11:03 PAGE 4

PRG FD	PRIOR YEAR ACTUAL	REVISED BUDGET	11/01/11 TO 11/30/11	FISCAL YEAR 201107 EXPENDED THRU 11/30/11	ENCUMBERED THRU 11/30/11	REMAINING ON 11/30/11	PERCENT REMAINING
400 01	317,995.54	50,260-	16,273.20	25,001.01		75,261.01-	149.74 %
400 GENERAL SPECIAL ED							
401 SPEECH/LANGUAGE IMPAIRED	1,448,111.79	1,553,567	74,714.17	350,498.46	858.45	1,202,210.09	77.38 %
402 MMM MENTALLY IMP - MILD-MOD	1,413,584.77	1,260,099	97,402.91	326,954.60		933,144.40	74.05 %
403 MSMI MENTALLY IMP - MOD-SEVERE	979,963.16	943,917	104,894.21	322,208.94		621,708.06	65.86 %
404 PHYSICALLY IMPAIRED	444,497.06	361,614	31,567.12	83,493.37		278,120.63	76.91 %
405 DEAF-HARD OF HEARING	126,631.21	80,600	0.00	0.00		80,600.00	100.00 %
406 VISUALLY IMPAIRED	180,770.59	108,720	2,336.39	7,009.42		101,710.58	93.55 %
407 LD SPECIFIC LRNING DISABILITY	3,347,407.68	2,381,548	182,336.99	640,139.61	508.24	1,740,900.15	73.09 %
408 EBD EMOTION/BEHAVIOR DISORDER	4,382,881.75	4,095,168	320,392.90	1,042,042.54	2,543.91	3,050,581.55	74.49 %
410 OTHER HEALTH IMPAIRED	365,317.32	239,061	15,872.63	48,842.30		190,218.70	79.56 %
411 AUTISTIC	2,033,405.18	1,907,037	140,958.55	495,122.56	118.45	1,411,795.99	74.03 %
412 EARLY CHILDHOOD SPEC EDUCATION	3,176,915.26	2,755,435	224,954.88	885,718.18	894.86	1,868,821.96	67.82 %
414 TRAUMATIC BRAIN INJURY	0.00	120	0.00	0.00		120.00	100.00 %
416 SEVERELY MULTIPLY IMPAIRED	180.00	220	0.00	0.00		220.00	100.00 %
420 SPECIAL ED-GENERAL	2,907,447.30	3,458,902	195,058.42	790,572.73	3,161.59	2,665,167.68	77.05 %
430 HOMEBOUND	0.00	400	0.00	0.00		400.00	100.00 %
472 SP ED - HEALTH SERVICES	450,501.77	442,374	37,890.37	134,806.00		307,568.00	69.52 %

REPORT: EXPREV 341 EXP SUMMARY - PROGRAMS (PRG) WITHIN FUND
 STATEMENT OF EXPENDITURES
 DIST 0191 Burnsville-Eagan-Savage ISD191 ACCOUNTING PERIOD 11/01/11 TO 11/30/11

RUN: WED 032812 11:03 PAGE 5

PRG FD	PRIOR YEAR ACTUAL	REVISED BUDGET	11/01/11 TO 11/30/11	FISCAL YEAR 201107 EXPENDED THRU 11/30/11	ENCUMBERED THRU 11/30/11	REMAINING ON 11/30/11	PERCENT REMAINING
473 01							
473 SP ED - PSYCHOLOGICAL SERV	1,061,818.66	881,966	71,862.48	268,801.51		613,164.49	69.52 %
474 SP ED - SOCIAL WORK	45,212.18	3,000	0.00	44.13		2,955.87	98.52 %
** TOTAL PRG SERIES: 400-499 SPECIAL ED INSTRUCT.	22,682,641.22	20,423,488	1,516,515.22	5,421,255.36	8,085.50	14,994,147.14	73.41 %
520 BALC - DIPLOMA	191,783.42	80,004	10,904.92	102,101.46		22,097.46-	27.62-%
** TOTAL PRG SERIES: 500-599 COMMUNITY ED & SERV	191,783.42	80,004	10,904.92	102,101.46		22,097.46-	27.62-%
600	0.00	32,140-	0.00	0.00		32,140.00-	100.00 %
605 GENERAL INSTRUCT SUPPORT	1,378,718.88	1,368,726	109,555.84	496,223.78	338.11	872,164.11	63.72 %
610 CURR CONSULT/DEVELOP	1,930,757.05	1,867,311	62,580.34	291,790.85	7,729.25	1,567,790.90	83.95 %
620 EDUCATIONAL MEDIA	904,816.42	947,191	85,828.99	283,352.63	22,861.89	640,976.48	67.67 %
640 STAFF DEVELOPMENT	2,062,448.39	3,047,398	65,862.94	68,077.55	818.00	2,978,502.45	97.73 %
680 COMP ASSIST INSTRUCT	1,465,960.80	1,436,786	77,286.36	567,233.48	21,138.00	848,414.52	59.04 %
690 OTHR INSTR SUPP SERV	45,450.00	51,793	5,113.46	14,354.10		37,438.90	72.28 %
** TOTAL PRG SERIES: 600-699 INSTRUC SUPPORT SERV	7,788,151.54	8,687,065	406,227.93	1,721,032.39	52,885.25	6,913,147.36	79.57 %
710 COUNSELING/GUIDANCE	1,118,759.46	1,045,434	86,908.71	330,741.11		714,692.89	68.36 %
720 HEALTH SERVICES	888,258.02	848,799	74,332.61	267,435.27		581,363.73	68.49 %
740 ATTEND/SOC WORK SERV	615,769.00	696,783	86,137.09	266,173.76		430,609.24	61.79 %
760 PUPIL TRANSPORTATION	0.00	1,909-	0.00	0.00		1,909.00-	100.00 %
770 FOOD SERVICES	60,850.85	0	6,309.87	9,471.11		9,471.11-	0.00 %

REPORT: EXPREV 341 EXP SUMMARY - PROGRAMS (PRG) WITHIN FUND
 STATEMENT OF EXPENDITURES
 DIST 0191 Burnsville-Eagan-Savage ISD191 ACCOUNTING PERIOD 11/01/11 TO 11/30/11

RUN: WED 032812 11:03 PAGE 6

PRG FD	PRIOR YEAR ACTUAL	REVISED BUDGET	11/01/11 TO 11/30/11	FISCAL YEAR 201107 EXPENDED THRU 11/30/11	ENCUMBERED THRU 11/30/11	REMAINING ON 11/30/11	PERCENT REMAINING
790 01							
790 OTHER PUPIL SUPPORT SERVICES	265,246.14	132,455	11,518.29	45,188.25	7,158.00	80,108.75	60.47 %
791 DIVERSITY/PEER LDRSHP	6,200.27	6,888	565.49	1,697.05		5,190.95	75.36 %
792 PUPIL APPRAISAL	405,523.85	536,139	6,869.89	223,437.49		312,701.51	58.32 %
** TOTAL PRG SERIES: 700-799 PUPIL SUPPORT SERV	3,360,607.59	3,264,589	272,641.95	1,144,144.04	7,158.00	2,113,286.96	64.73 %
810 OPERATIONS	7,258,907.21	6,838,218	598,130.42	2,668,012.84	43,870.00	4,126,335.16	60.34 %
811 MAINTENANCE	1,183,445.77	975,993	74,059.94	431,275.11	2,822.55	541,895.34	55.52 %
850 FACILITIES	3,700,674.51	1,809,951	118,084.21	908,234.41	24,705.01	877,011.58	48.45 %
** TOTAL PRG SERIES: 800-899 SITE, BUILDINGS, EQUIP	12,143,027.49	9,624,162	790,274.57	4,007,522.36	71,397.56	5,545,242.08	57.61 %
920 SHORT TERM DEBT	0.00	10,000	0.00	0.00		10,000.00	100.00 %
930 EMPLOYEE BENEFITS	0.00-	0	0.00	132,632.91		132,632.91-	0.00 %
940 PROPERTY & OTHER INS	210,020.44	491,000	17,060.00	183,912.75		307,087.25	62.54 %
950 TRANSFERS	0.00	183,369	0.00	0.00		183,369.00	100.00 %
** TOTAL PRG SERIES: 900-999 FISCAL & OTHER FIXED	210,020.44	684,369	17,060.00	316,545.66		367,823.34	53.74 %
*** 01 GENERAL	106,706,065.09	102,647,748	8,148,431.74	30,993,226.23	253,619.93	71,400,901.84	69.55 %
770 FOOD SERVICES	4,331,050.98	4,601,423	386,462.03	1,390,298.57	173.94	3,210,950.49	69.78 %
** TOTAL PRG SERIES: 700-799 PUPIL SUPPORT SERV	4,331,050.98	4,601,423	386,462.03	1,390,298.57	173.94	3,210,950.49	69.78 %
*** 02 FOOD SERVICE	4,331,050.98	4,601,423	386,462.03	1,390,298.57	173.94	3,210,950.49	69.78 %
760 PUPIL TRANSPORTATION	6,557,762.00	6,475,343	1,150,515.47	1,853,415.77		4,621,927.23	71.37 %
** TOTAL PRG SERIES: 700-799 PUPIL SUPPORT SERV	6,557,762.00	6,475,343	1,150,515.47	1,853,415.77		4,621,927.23	71.37 %
930 EMPLOYEE BENEFITS	0.00	0	0.00	257.93		257.93-	0.00 %
** TOTAL PRG SERIES: 900-999 FISCAL & OTHER FIXED	0.00	0	0.00	257.93		257.93-	0.00 %

REPORT: EXPREV 341 EXP SUMMARY - PROGRAMS (PRG) WITHIN FUND
 STATEMENT OF EXPENDITURES
 DIST 0191 Burnsville-Eagan-Savage ISD191 ACCOUNTING PERIOD 11/01/11 TO 11/30/11

RUN: WED 032812 11:03 PAGE 7

PRG FD	PRIOR YEAR ACTUAL	REVISED BUDGET	11/01/11 TO 11/30/11	FISCAL YEAR 201107 EXPENDED THRU 11/30/11	ENCUMBERED THRU 11/30/11	REMAINING ON 11/30/11	PERCENT REMAINING
*** 03 TRANSPORTATION	6,557,762.00	6,475,343	1,150,515.47	1,853,673.70		4,621,669.30	71.37 %
505 COMM SERV - GENERAL	355,966.65	580,021	26,575.57	103,176.30		476,844.70	82.21 %
510 ADULT EDUCATION	345,328.21	99,418	14,354.48	52,155.59		47,262.41	47.53 %
511 ADULT RECREATION	7,184.69	11,410	517.88	1,374.02		10,035.98	87.95 %
520 ADULT BASIC ED	524,059.69	553,371	43,368.31	219,009.79	32.50	334,328.71	60.41 %
550 PRESCHOOL	247,747.56	252,055	21,999.80	86,565.79	241.15	165,248.06	65.56 %
551 ELEMENTARY	333,081.31	133,705	17,225.00	80,707.74		52,997.26	39.63 %
552 SECONDARY	133,907.82	51,000	2,984.77	17,665.82		33,334.18	65.36 %
553 GTI GIFTED/TALENTED	55,302.04	52,689	0.00	44,904.56		7,784.44	14.77 %
554 SES	37,258.47	34,700	941.44	941.44		33,758.56	97.28 %
560 RECREATION	150,333.49	86,200	5,603.35	31,795.05		54,404.95	63.11 %
570 PROJECT KIDS	2,147,248.48	1,968,928	129,621.81	674,957.80		1,293,970.20	65.71 %
571 PROJ KIDS - PRESCHOOL	986,920.53	864,147	65,758.30	324,008.73	241.18	539,897.09	62.47 %
572 0-5 PROGRAM	0.00	58,940	0.00	0.00		58,940.00	100.00 %
580 EARLY CHILD & FAMILY ED	517,026.92	500,904	39,238.10	170,218.09	297.95	330,387.96	65.95 %
582 SCHOOL READINESS	96,711.10	113,126	6,595.00	30,204.79		82,921.21	73.29 %
583 PRESCHOOL SCREENING	46,718.71	50,693	3,861.97	18,025.20		32,667.80	64.44 %

REPORT: EXPREV 341 EXP SUMMARY - PROGRAMS (PRG) WITHIN FUND
 STATEMENT OF EXPENDITURES
 DIST 0191 Burnsville-Eagan-Savage ISD191 ACCOUNTING PERIOD 11/01/11 TO 11/30/11

RUN: WED 032812 11:03 PAGE 8

PRG FD	PRIOR YEAR ACTUAL	REVISED BUDGET	11/01/11 TO 11/30/11	FISCAL YEAR 201107 EXPENDED THRU 11/30/11	ENCUMBERED THRU 11/30/11	REMAINING ON 11/30/11	PERCENT REMAINING
585 04	71,766.75	77,058	4,993.75	29,505.53		47,552.47	61.70 %
586	78,870.10	28,000	1,663.25	9,125.36		18,874.64	67.40 %
590 OTHER COMM SERVICES	287,293.45	462,413	16,319.59	102,919.00	3,084.43	356,409.57	77.07 %
** TOTAL PRG SERIES: 500-599 COMMUNITY ED & SERV	6,422,725.97	5,978,778	401,622.37	1,997,260.60	3,897.21	3,977,620.19	66.52 %
930 EMPLOYEE BENEFITS	0.00-	0	0.00	467.76		467.76-	0.00 %
** TOTAL PRG SERIES: 900-999 FISCAL & OTHER FIXED	0.00-	0	0.00	467.76		467.76-	0.00 %
*** 04 COMMUNITY SERVICE	6,422,725.97	5,978,778	401,622.37	1,997,728.36	3,897.21	3,977,152.43	66.52 %
850 FACILITIES	2,915,650.87	11,770,000	64,932.40	7,059,906.05	1,575,352.62	3,134,741.33	26.63 %
** TOTAL PRG SERIES: 800-899 SITE, BUILDINGS, EQUIP	2,915,650.87	11,770,000	64,932.40	7,059,906.05	1,575,352.62	3,134,741.33	26.63 %
*** 06 CAPITAL PROJECTS	2,915,650.87	11,770,000	64,932.40	7,059,906.05	1,575,352.62	3,134,741.33	26.63 %
910 DEBT RED-BOND'D DEBT	7,658,255.25	6,982,906	400.00	1,479,553.76		5,503,352.24	78.81 %
** TOTAL PRG SERIES: 900-999 FISCAL & OTHER FIXED	7,658,255.25	6,982,906	400.00	1,479,553.76		5,503,352.24	78.81 %
*** 07 DEBT SERVICE	7,658,255.25	6,982,906	400.00	1,479,553.76		5,503,352.24	78.81 %
050 SCHOOL ADMINISTRATION	39,450.09	83,250	7,076.97	15,943.74		67,306.26	80.84 %
** TOTAL PRG SERIES: 000-099 ADMINISTRATION	39,450.09	83,250	7,076.97	15,943.74		67,306.26	80.84 %
110 BUSINESS SERVICES	15,693.37	37,000	2,120.02	4,806.39		32,193.61	87.00 %
** TOTAL PRG SERIES: 100-199 DIST. SUPPORT SERV.	15,693.37	37,000	2,120.02	4,806.39		32,193.61	87.00 %
211 SECONDARY ED-GENERAL	702,749.15	740,000	48,067.46	226,550.52		513,449.48	69.38 %
** TOTAL PRG SERIES: 200-299 REGULAR INSTRUCTION	702,749.15	740,000	48,067.46	226,550.52		513,449.48	69.38 %
505 COMM SERV - GENERAL	43,478.55	46,250	3,617.47	16,736.54		29,513.46	63.81 %
** TOTAL PRG SERIES: 500-599 COMMUNITY ED & SERV	43,478.55	46,250	3,617.47	16,736.54		29,513.46	63.81 %

REPORT: EXPREV 341 EXP SUMMARY - PROGRAMS (PRG) WITHIN FUND
 STATEMENT OF EXPENDITURES
 DIST 0191 Burnsville-Eagan-Savage ISD191 ACCOUNTING PERIOD 11/01/11 TO 11/30/11

RUN: WED 032812 11:03 PAGE 9

PRG FD	PRIOR YEAR ACTUAL	< - - - - - REVISED BUDGET	FISCAL YEAR 201107				REMAINING ON 11/30/11	PERCENT REMAINING
			11/01/11 11/30/11	EXPENDED THRU 11/30/11	ENCUMBERED THRU 11/30/11			
605 08								
605 GEN INSTRUCT SUPPORT	24,624.84	0	940.50	7,056.94		7,056.94-	0.00 %	
** TOTAL PRG SERIES: 600-699 INSTRUC SUPPORT SERV	24,624.84	0	940.50	7,056.94		7,056.94-	0.00 %	
770 FOOD SERVICES	4,183.77	2,775	0.00	701.26		2,073.74	74.72 %	
** TOTAL PRG SERIES: 700-799 PUPIL SUPPORT SERV	4,183.77	2,775	0.00	701.26		2,073.74	74.72 %	
810 OPERATIONS	11,633.19	15,725	835.19	6,762.28		8,962.72	56.99 %	
** TOTAL PRG SERIES: 800-899 SITE,BUILDINGS,EQUIP	11,633.19	15,725	835.19	6,762.28		8,962.72	56.99 %	
*** 08 FLEX BENEFIT FUND	841,812.96	925,000	62,657.61	278,557.67		646,442.33	69.88 %	
790 OTHER PUPIL SUPP SER	60,895.25	42,000	0.00	5,500.00		36,500.00	86.90 %	
** TOTAL PRG SERIES: 700-799 PUPIL SUPPORT SERV	60,895.25	42,000	0.00	5,500.00		36,500.00	86.90 %	
*** 09 SCHOLARSHIP FUND	60,895.25	42,000	0.00	5,500.00		36,500.00	86.90 %	
212 ART	2,058.50	0	0.00	0.00		0.00	0.00 %	
** TOTAL PRG SERIES: 200-299 REGULAR INSTRUCTION	2,058.50	0	0.00	0.00		0.00	0.00 %	
*** 11 RHEAUME EDUCATIONAL FUND	2,058.50	0	0.00	0.00		0.00	0.00 %	
790 OTHER PUPIL SUPPORT SERVICES	113,193.77	95,264	8,268.89	34,308.88		60,955.12	63.98 %	
** TOTAL PRG SERIES: 700-799 PUPIL SUPPORT SERV	113,193.77	95,264	8,268.89	34,308.88		60,955.12	63.98 %	
*** 15 CAFE	113,193.77	95,264	8,268.89	34,308.88		60,955.12	63.98 %	
050 SCHOOL ADMINISTRATION	43,962.58	48,500	3,493.86	18,793.75		29,706.25	61.25 %	
** TOTAL PRG SERIES: 000-099 ADMINISTRATION	43,962.58	48,500	3,493.86	18,793.75		29,706.25	61.25 %	
105 GEN ADMIN SUPPORT	16,989.78	16,300	1,353.83	7,261.05		9,038.95	55.45 %	
** TOTAL PRG SERIES: 100-199 DIST. SUPPORT SERV.	16,989.78	16,300	1,353.83	7,261.05		9,038.95	55.45 %	
203 INTERMEDIATE (4-6)	460,348.12	470,000	35,622.17	191,025.40		278,974.60	59.35 %	
** TOTAL PRG SERIES: 200-299 REGULAR INSTRUCTION	460,348.12	470,000	35,622.17	191,025.40		278,974.60	59.35 %	

REPORT: EXPREV 341 EXP SUMMARY - PROGRAMS (PRG) WITHIN FUND
 STATEMENT OF EXPENDITURES
 DIST 0191 Burnsville-Eagan-Savage ISD191 ACCOUNTING PERIOD 11/01/11 TO 11/30/11

RUN: WED 032812 11:03 PAGE 10

PRG FD	PRIOR YEAR ACTUAL	REVIS BUDGET	11/01/11 11/30/11	FISCAL YEAR 201107 EXPENDED THRU 11/30/11	ENCUMBERED THRU 11/30/11	REMAINING ON 11/30/11	PERCENT REMAINING
399 20							
399 VOCATIONAL-GENERAL	12,190.49	13,000	971.54	5,212.97		7,787.03	59.90 %
** TOTAL PRG SERIES: 300-399 VOCATIONAL INSTRUC.	12,190.49	13,000	971.54	5,212.97		7,787.03	59.90 %
420 SPECIAL ED-GENERAL	216,771.99	223,000	17,243.98	92,625.63		130,374.37	58.46 %
** TOTAL PRG SERIES: 400-499 SPECIAL ED INSTRUCT.	216,771.99	223,000	17,243.98	92,625.63		130,374.37	58.46 %
505 COMM SERV - GENERAL	55,611.69	61,000	4,801.15	25,754.82		35,245.18	57.77 %
** TOTAL PRG SERIES: 500-599 COMMUNITY ED & SERV	55,611.69	61,000	4,801.15	25,754.82		35,245.18	57.77 %
605 GEN INSTRUCT SUPPORT	35,624.60	31,500	2,469.56	13,249.66		18,250.34	57.93 %
** TOTAL PRG SERIES: 600-699 INSTRUC SUPPORT SERV	35,624.60	31,500	2,469.56	13,249.66		18,250.34	57.93 %
790 OTHER PUPIL SUPPORT SERVICES	70,551.01	72,000	5,622.26	30,160.99		41,839.01	58.10 %
** TOTAL PRG SERIES: 700-799 PUPIL SUPPORT SERV	70,551.01	72,000	5,622.26	30,160.99		41,839.01	58.10 %
810 OPERATIONS	45,161.34	45,000	3,634.27	19,307.75		25,692.25	57.09 %
** TOTAL PRG SERIES: 800-899 SITE, BUILDINGS, EQUIP	45,161.34	45,000	3,634.27	19,307.75		25,692.25	57.09 %
*** 20 ISF - DENTAL	957,211.60	980,300	75,212.62	403,392.02		576,907.98	58.85 %
050 SCHOOL ADMINISTRATION	173,301.34-	225,000	0.00	0.00		225,000.00	100.00 %
** TOTAL PRG SERIES: 000-099 ADMINISTRATION	173,301.34-	225,000	0.00	0.00		225,000.00	100.00 %
110 BUSINESS SERVICES	18,488.54	0	0.00	0.00		0.00	0.00 %
** TOTAL PRG SERIES: 100-199 DIST. SUPPORT SERV.	18,488.54	0	0.00	0.00		0.00	0.00 %
211 SECONDARY ED-GENERAL	195,073.99-	750,000	0.00	0.00		750,000.00	100.00 %
** TOTAL PRG SERIES: 200-299 REGULAR INSTRUCTION	195,073.99-	750,000	0.00	0.00		750,000.00	100.00 %
770 FOOD SERVICES	21,077.41	0	0.00	0.00		0.00	0.00 %
** TOTAL PRG SERIES: 700-799 PUPIL SUPPORT SERV	21,077.41	0	0.00	0.00		0.00	0.00 %

REPORT: EXPREV 341 EXP SUMMARY - PROGRAMS (PRG) WITHIN FUND
 STATEMENT OF EXPENDITURES
 DIST 0191 Burnsville-Eagan-Savage ISD191 ACCOUNTING PERIOD 11/01/11 TO 11/30/11

RUN: WED 032812 11:03 PAGE 11

PRG FD	PRIOR YEAR ACTUAL	REVISED BUDGET	11/01/11 TO 11/30/11	FISCAL YEAR 201107 EXPENDED THRU 11/30/11	ENCUMBERED THRU 11/30/11	REMAINING ON 11/30/11	PERCENT REMAINING
810 OPERATIONS	807.38	0	0.00	0.00		0.00	0.00 %
** TOTAL PRG SERIES: 800-899 SITE, BUILDINGS, EQUIP	807.38	0	0.00	0.00		0.00	0.00 %
*** 21 ISF - POST RETIREMENT BENEFIT	328,002.00	975,000	0.00	0.00		975,000.00	100.00 %
105 GEN ADMIN SUPPORT	16,051,224.50	13,600,000	0.00	0.00		13,600,000.00	100.00 %
** TOTAL PRG SERIES: 100-199 DIST. SUPPORT SERV.	16,051,224.50	13,600,000	0.00	0.00		13,600,000.00	100.00 %
*** 22 ISF - HEALTH SELECT 105	16,051,224.50	13,600,000	0.00	0.00		13,600,000.00	100.00 %
050 SCHOOL ADMINISTRATION	112,319.62	50,603	7,959.06	41,600.56		9,002.44	17.79 %
** TOTAL PRG SERIES: 000-099 ADMINISTRATION	112,319.62	50,603	7,959.06	41,600.56		9,002.44	17.79 %
110 BUSINESS SERVICES	106,012.45	80,946	7,012.89	36,547.54		44,398.46	54.84 %
** TOTAL PRG SERIES: 100-199 DIST. SUPPORT SERV.	106,012.45	80,946	7,012.89	36,547.54		44,398.46	54.84 %
211 SECONDARY ED-GENERAL	606,842.33	521,418	53,572.61	277,390.00		244,028.00	46.80 %
** TOTAL PRG SERIES: 200-299 REGULAR INSTRUCTION	606,842.33	521,418	53,572.61	277,390.00		244,028.00	46.80 %
810 OPERATIONS	0.00	77	0.00	0.00		77.00	100.00 %
** TOTAL PRG SERIES: 800-899 SITE, BUILDINGS, EQUIP	0.00	77	0.00	0.00		77.00	100.00 %
935 OPEB RETIREE CONTRIBUTIONS	510,799.66	1,455,056	43,386.90	226,629.72		1,228,426.28	84.42 %
** TOTAL PRG SERIES: 900-999 FISCAL & OTHER FIXED	510,799.66	1,455,056	43,386.90	226,629.72		1,228,426.28	84.42 %
*** 25 OPEB REVOCABLE TRUST	1,335,974.06	2,108,100	111,931.46	582,167.82		1,525,932.18	72.38 %
910 DEBT RED-BOND'D DEBT	987,650.00	1,578,400	0.00	479,200.00		1,099,200.00	69.64 %
** TOTAL PRG SERIES: 900-999 FISCAL & OTHER FIXED	987,650.00	1,578,400	0.00	479,200.00		1,099,200.00	69.64 %
*** 47 POST EMPLOYMENT BENEFITS	987,650.00	1,578,400	0.00	479,200.00		1,099,200.00	69.64 %
*** REPORT TOTALS:	154,613,528.80	158,760,262	10,410,434.59	46,557,513.06	1,833,043.70	110,369,705.24	69.51 %

BURNSVILLE-EAGAN-SAVAGE

Independent School District 191

DISTRICT EXPENDITURES

BY

BUILDING/ORGANIZATIONAL UNIT

WITHIN FUND

November, 2011

REPORT: EXPREV 132 EXP SUMMARY - BUILDING(ORG) WITHIN FUND
 STATEMENT OF EXPENDITURES
 DIST 0191 Burnsville-Eagan-Savage ISD191 ACCOUNTING PERIOD 11/01/11 TO 11/30/11

RUN: WED 032812 10:41 PAGE 1

ACCT STATUS:	Active and Next Year Accts	ACCOUNT RANGES: 01 TO 99-999			FISCAL YEAR 201107			PERCENT
ORG FD	PRIOR YEAR ACTUAL	REVISED BUDGET	11/01/11 TO 11/30/11	EXPENDED THRU 11/30/11	ENCUMBERED THRU 11/30/11	REMAINING ON 11/30/11	REMAINING	
005 01								
005 DISTRICTWIDE	9,361,163.25	11,777,864	769,837.87	3,955,427.75	138,187.60	7,684,248.65	65.24 %	
006 ADMIN BLDG	33,187.52	32,630	2,709.40	12,602.93		20,027.07	61.37 %	
007 ENVISION-PERFORMING ARTS CTR	238,964.36	156,210	0.00	76.30		156,133.70	99.95 %	
008 DIAMONDHEAD	883,286.38	774,676	42,049.88	170,424.96		604,251.04	78.00 %	
014 BURNSVILLE SR HIGH	17,337,575.07	14,699,240	1,397,657.63	4,977,096.23	13,862.03	9,708,281.74	66.04 %	
015 METCALF JR HIGH	5,689,538.09	5,042,597	449,883.60	1,523,268.41	3,448.91	3,515,879.68	69.72 %	
066 EAGLE RIDGE JR HIGH	5,786,111.20	5,184,092	425,427.68	1,513,623.14	8,011.50	3,662,457.36	70.64 %	
085 NICOLLET JR HIGH	6,917,588.49	4,684,348	404,239.48	1,466,409.42	14,546.14	3,203,392.44	68.38 %	
** TOTAL ORG SERIES: 000-099 DISTRICT WIDE	46,247,414.36	42,351,657	3,491,805.54	13,618,929.14	178,056.18	28,554,671.68	67.42 %	
100 ELEMENTARY SERVICES	460,128.59	1,690,995	20,679.54	96,833.31		1,594,161.69	94.27 %	
** TOTAL ORG SERIES: 100-199 ELEMENTARY SERVICES	460,128.59	1,690,995	20,679.54	96,833.31		1,594,161.69	94.27 %	
200 ELE/SEC SERVICES	8,554,340.43	9,050,387	696,956.14	2,433,988.86	23,335.10	6,593,063.04	72.84 %	
201 CLUSTER EAST	0.00	948,999	70,326.06	270,606.94		678,392.06	71.48 %	
202 CLUSTER WEST	0.00	1,001,894	91,015.19	261,502.94		740,391.06	73.89 %	
203 CLUSTER CENTRAL	0.00	1,180,692	84,841.99	330,500.21		850,191.79	72.00 %	
204 CLUSTER SECONDARY	0.00	772,549	81,492.54	226,870.92		545,678.08	70.63 %	
205 CLUSTER ECSE	0.00	1,404,842	104,836.50	514,151.79		890,690.21	63.40 %	

REPORT: EXPREV 132 EXP SUMMARY - BUILDING(ORG) WITHIN FUND
 STATEMENT OF EXPENDITURES
 DIST 0191 Burnsville-Eagan-Savage ISD191 ACCOUNTING PERIOD 11/01/11 TO 11/30/11

RUN: WED 032812 10:41 PAGE 2

ORG FD	PRIOR YEAR ACTUAL	REVIS BUDGET	11/01/11 11/30/11	FISCAL YEAR 201107 EXPENDED THRU 11/30/11	ENCUMBERED THRU 11/30/11	REMAINING ON 11/30/11	PERCENT REMAINING
299 01	36,663.75	1,000	34.93	18,775.73		17,775.73	1777.57-%
** TOTAL ORG SERIES: 200-299 ELEM/SECOND SERVICES	8,591,004.18	14,360,363	1,129,503.35	4,056,397.39	23,335.10	10,280,630.51	71.59 %
300 SECONDARY SERVICES	455,384.63	599,365	20,302.99	189,188.80	0.01	410,176.19	68.43 %
314 BALC - SECONDARY	451,356.29	635,904	31,606.59	107,004.15		528,899.85	83.17 %
315 BALC - ELEM/JRH	727,262.49	425,588	20,237.69	311,630.17		113,957.83	26.77 %
** TOTAL ORG SERIES: 300-399 SECONDARY SERVICES	1,634,003.41	1,660,857	72,147.27	607,823.12	0.01	1,053,033.87	63.40 %
414 BESTransition SERVICES	816,283.56	899,373	46,911.10	221,650.37	1,155.24	676,567.39	75.22 %
481 CEDAR ELEMENTARY	3,453,073.08	2,176,500	161,808.60	603,042.70	894.86	1,572,562.44	72.25 %
482 GIDEON POND ELEMENTARY	3,010,716.29	3,123,125	246,325.01	850,414.04	3,714.11	2,268,996.85	72.65 %
483 EDW NEILL ELEMENTARY	4,076,045.28	3,713,291	308,762.55	1,108,330.77	4,014.58	2,600,945.65	70.04 %
484 MARION W SAVAGE ELEMENTARY	4,599,466.92	3,858,613	315,315.33	1,111,768.20	1,591.50	2,745,253.30	71.14 %
485 SIOUX TRAIL ELEMENTARY	3,455,864.00	3,127,061	261,142.95	937,477.86	3,664.16	2,185,918.98	69.90 %
486 VISTA VIEW ELEMENTARY	3,993,121.96	3,717,028	291,068.43	1,030,619.83	5,982.75	2,680,425.42	72.11 %
487 BYRNE ELEMENTARY	4,001,995.76	3,271,934	277,611.50	985,714.55	2,136.34	2,284,083.11	69.80 %
488 RAHN ELEMENTARY	3,596,278.02	3,297,938	277,747.49	1,017,333.24	5,334.06	2,275,270.70	68.99 %
489 SKY OAKS ELEMENTARY	4,660,743.18	4,849,219	360,888.66	1,315,651.06	4,513.32	3,529,054.62	72.77 %
490 HIDDEN VALLEY ELEMENTARY	5,524,650.76	4,765,975	390,093.27	1,372,658.82	352.50	3,392,963.68	71.19 %

REPORT: EXPREV 132 EXP SUMMARY - BUILDING(ORG) WITHIN FUND
 STATEMENT OF EXPENDITURES
 DIST 0191 Burnsville-Eagan-Savage ISD191 ACCOUNTING PERIOD 11/01/11 TO 11/30/11

RUN: WED 032812 10:41 PAGE 3

ORG FD	PRIOR YEAR ACTUAL	REVIS BUDGET	11/01/11 11/30/11	FISCAL YEAR 201107 EXPENDED THRU 11/30/11	ENCUMBERED THRU 11/30/11	REMAINING ON 11/30/11	PERCENT REMAINING
491 01							
491 HARRIET BISHOP ELEMENTARY	4,911,613.19	3,791,043	339,001.70	1,351,394.93	11,717.21	2,427,930.86	64.04 %
** TOTAL ORG SERIES: 400-499 UNDEFINED ORG SERIES	46,099,852.00	40,591,100	3,276,676.59	11,906,056.37	45,070.63	28,639,973.00	70.55 %
500 ABE - AREA LEARNING CENTER	212,260.63	80,004	10,904.92	102,101.46		22,097.46-	27.62-%
509 VALE	1,521,243.55	4,263	274.25	4,479.43		216.43-	5.07-%
514 CEDAR ALTERNATIVE	1,746,327.03	1,877,087	145,559.33	549,524.55	7,158.01	1,320,404.44	70.34 %
516 ANTHONY LEWIS CENTER	37,962.82	100	0.00	37.11		62.89	62.89 %
520 OPTIONS TREATMENT CENTER	69,683.63	2,570	0.00	0.00		2,570.00	100.00 %
530 SUMMER ESY K-12 STRETCH PROG	63,878.66	300	0.00	47,970.42		47,670.42-	5890.14-%
** TOTAL ORG SERIES: 500-599 COMMUNITY SERVICE	3,651,356.32	1,964,324	156,738.50	704,112.97	7,158.01	1,253,053.02	63.79 %
701 ST JOHN'S	22,306.23	28,452	880.95	3,073.93		25,378.07	89.19 %
** TOTAL ORG SERIES: 700-799 NONPUBLIC SCHOOL	22,306.23	28,452	880.95	3,073.93		25,378.07	89.19 %
*** 01 GENERAL	106,706,065.09	102,647,748	8,148,431.74	30,993,226.23	253,619.93	71,400,901.84	69.55 %
005 DISTRICTWIDE	783,444.06	915,556	31,722.18	337,791.07	0.01	577,764.92	63.10 %
014 BURNSVILLE SR HIGH	608,856.93	610,731	63,475.07	169,149.98	4.94	441,576.08	72.30 %
015 METCALF JR HIGH	356,301.30	454,797	32,046.16	97,576.52		357,220.48	78.54 %
066 EAGLE RIDGE JR HIGH	336,911.16	319,610	28,035.55	84,854.13	4.29	234,751.58	73.44 %
085 NICOLLET JR HIGH	278,553.75	281,235	25,825.04	83,314.10	12.17	197,908.73	70.37 %
** TOTAL ORG SERIES: 000-099 DISTRICT WIDE	2,364,067.20	2,581,929	181,104.00	772,685.80	21.41	1,809,221.79	70.07 %
482 GIDEON POND ELEMENTARY	186,784.81	174,460	17,768.40	53,927.51		120,532.49	69.08 %

REPORT: EXPREV 132 EXP SUMMARY - BUILDING(ORG) WITHIN FUND
 STATEMENT OF EXPENDITURES
 DIST 0191 Burnsville-Eagan-Savage ISD191 ACCOUNTING PERIOD 11/01/11 TO 11/30/11

RUN: WED 032812 10:41 PAGE 4

ORG FD	PRIOR YEAR ACTUAL	REVIS BUDGET	11/01/11 11/30/11	FISCAL YEAR 201107 EXPENDED THRU 11/30/11	ENCUMBERED THRU 11/30/11	REMAINING ON 11/30/11	PERCENT REMAINING
483 EDW NEILL ELEMENTARY	171,890.65	179,009	15,994.46	49,510.23		129,498.77	72.34 %
484 MARION W SAVAGE ELEMENTARY	192,824.06	192,524	24,204.58	58,931.55		133,592.45	69.39 %
485 SIOUX TRAIL ELEMENTARY	187,976.87	178,364	16,447.07	49,828.12		128,535.88	72.06 %
486 VISTA VIEW ELEMENTARY	190,196.04	191,116	19,067.24	56,574.19	69.26	134,472.55	70.36 %
487 BYRNE ELEMENTARY	182,214.71	192,634	19,671.77	54,045.23	60.82	138,527.95	71.91 %
488 RAHN ELEMENTARY	164,519.39	165,582	21,715.68	57,493.42		108,088.58	65.27 %
489 SKY OAKS ELEMENTARY	234,614.23	254,204	26,080.89	87,293.08	22.45	166,888.47	65.65 %
490 HIDDEN VALLEY ELEMENTARY	236,999.02	270,774	22,534.21	83,441.49		187,332.51	69.18 %
491 HARRIET BISHOP ELEMENTARY	218,964.00	220,827	21,873.73	66,567.95		154,259.05	69.85 %
** TOTAL ORG SERIES: 400-499 UNDEFINED ORG SERIES	1,966,983.78	2,019,494	205,358.03	617,612.77	152.53	1,401,728.70	69.40 %
*** 02 FOOD SERVICE	4,331,050.98	4,601,423	386,462.03	1,390,298.57	173.94	3,210,950.49	69.78 %
005 DISTRICTWIDE	6,557,762.00	6,475,343	1,150,515.47	1,853,673.70		4,621,669.30	71.37 %
** TOTAL ORG SERIES: 000-099 DISTRICT WIDE	6,557,762.00	6,475,343	1,150,515.47	1,853,673.70		4,621,669.30	71.37 %
*** 03 TRANSPORTATION	6,557,762.00	6,475,343	1,150,515.47	1,853,673.70		4,621,669.30	71.37 %
005 DISTRICTWIDE	0.00	2,000	0.00	0.00		2,000.00	100.00 %
008 DIAMONDHEAD	70,641.00	2,500-	0.00	0.00		2,500.00-	100.00 %
014 BURNSVILLE SR HIGH	40,913.04	39,191	0.00	2,638.34		36,552.66	93.26 %
** TOTAL ORG SERIES: 000-099 DISTRICT WIDE	111,554.04	38,691	0.00	2,638.34		36,052.66	93.18 %
482 GIDEON POND ELEMENTARY	47,691.41	62,053	4,365.79	12,434.25		49,618.75	79.96 %

REPORT: EXPREV 132 EXP SUMMARY - BUILDING(ORG) WITHIN FUND
 STATEMENT OF EXPENDITURES
 DIST 0191 Burnsville-Eagan-Savage ISD191 ACCOUNTING PERIOD 11/01/11 TO 11/30/11

RUN: WED 032812 10:41 PAGE 5

ORG FD	PRIOR YEAR ACTUAL	REVISED BUDGET	11/01/11 TO 11/30/11	FISCAL YEAR 201107 EXPENDED THRU 11/30/11	ENCUMBERED THRU 11/30/11	REMAINING ON 11/30/11	PERCENT REMAINING
483 EDW NEILL ELEMENTARY	52,337.05	52,697	4,373.39	15,032.11		37,664.89	71.47 %
484 MARION W SAVAGE ELEMENTARY	58,962.30	48,870	3,643.78	12,452.30		36,417.70	74.51 %
485 SIOUX TRAIL ELEMENTARY	246,691.90	206,462	15,565.70	70,397.30		136,064.70	65.90 %
486 VISTA VIEW ELEMENTARY	225,315.81	171,839	17,246.91	72,906.02		98,932.98	57.57 %
487 BYRNE ELEMENTARY	66,192.23	72,089	6,107.91	19,863.58		52,225.42	72.44 %
488 RAHN ELEMENTARY	63,150.48	98,424	9,441.42	34,249.17		64,174.83	65.20 %
489 SKY OAKS ELEMENTARY	374,966.65	319,666	23,748.00	131,676.10		187,989.90	58.80 %
490 HIDDEN VALLEY ELEMENTARY	352,345.71	273,452	17,179.91	143,481.83		129,970.17	47.52 %
491 HARRIET BISHOP ELEMENTARY	347,433.77	295,428	22,756.38	124,384.52		171,043.48	57.89 %
** TOTAL ORG SERIES: 400-499 UNDEFINED ORG SERIES	1,835,087.31	1,600,980	124,429.19	636,877.18		964,102.82	60.21 %
500 ABE - AREA LEARNING CENTER	4,398,208.31	4,263,447	271,277.23	1,318,841.25	3,897.21	2,940,708.54	68.97 %
** TOTAL ORG SERIES: 500-599 COMMUNITY SERVICE	4,398,208.31	4,263,447	271,277.23	1,318,841.25	3,897.21	2,940,708.54	68.97 %
701 ST JOHN'S	73,727.48	72,660	5,915.95	36,361.81		36,298.19	49.95 %
799 HOME SCHOOLS	4,148.83	3,000	0.00	3,009.78		9.78	0.32 %
** TOTAL ORG SERIES: 700-799 NONPUBLIC SCHOOL	77,876.31	75,660	5,915.95	39,371.59		36,288.41	47.96 %
*** 04 COMMUNITY SERVICE	6,422,725.97	5,978,778	401,622.37	1,997,728.36	3,897.21	3,977,152.43	66.52 %
005 DISTRICTWIDE	209,494.05	1,616,000	28,820.61	606,274.88	115,511.53	894,213.59	55.33 %
006 ADMIN BLDG	24,227.50	3,000	0.00	0.00		3,000.00	100.00 %

REPORT: EXPREV 132 EXP SUMMARY - BUILDING(ORG) WITHIN FUND
 STATEMENT OF EXPENDITURES
 DIST 0191 Burnsville-Eagan-Savage ISD191 ACCOUNTING PERIOD 11/01/11 TO 11/30/11

RUN: WED 032812 10:41 PAGE 6

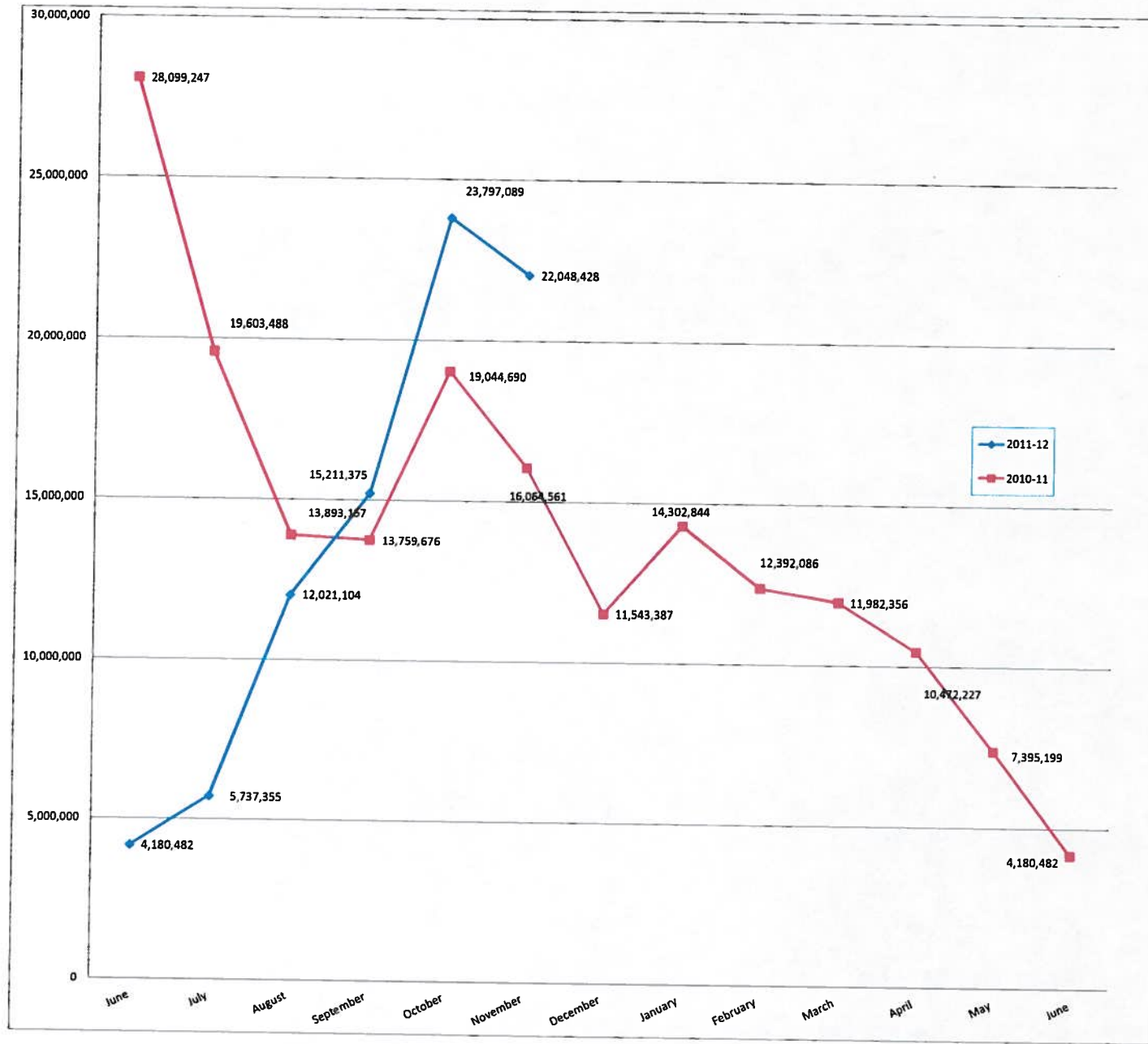
ORG FD	PRIOR YEAR ACTUAL	< - - - - - REVISED BUDGET	11/01/11 11/30/11	FISCAL YEAR 201107 EXPENDED THRU 11/30/11	ENCUMBERED THRU 11/30/11	REMAINING ON 11/30/11	PERCENT REMAINING
008 06	0.00	0	0.00	0.00	7,400.00	7,400.00-	0.00 %
008 DIAMONDHEAD							
014 BURNSVILLE SR HIGH	2,509,912.47	9,113,000	35,603.79	5,981,260.51	1,408,089.92	1,723,649.57	18.91 %
015 METCALF JR HIGH	103,251.19	130,000	0.00	108,107.82	5,640.01	16,252.17	12.50 %
066 EAGLE RIDGE JR HIGH	2,296.19	100,000	0.00	54,030.61		45,969.39	45.96 %
085 NICOLLET JR HIGH	13,257.32	170,000	0.00	175,281.11	13,414.99	18,696.10-	10.99-%
** TOTAL ORG SERIES: 000-099 DISTRICT WIDE	2,862,438.72	11,132,000	64,424.40	6,924,954.93	1,550,056.45	2,656,988.62	23.86 %
482 GIDEON POND ELEMENTARY	0.00	50,000	0.00	0.00		50,000.00	100.00 %
484 MARION W SAVAGE ELEMENTARY	5,656.16	250,000	0.00	0.00		250,000.00	100.00 %
485 SIOUX TRAIL ELEMENTARY	0.00	50,000	0.00	0.00		50,000.00	100.00 %
486 VISTA VIEW ELEMENTARY	0.00	50,000	0.00	0.00		50,000.00	100.00 %
489 SKY OAKS ELEMENTARY	15,268.80	33,000	0.00	0.00		33,000.00	100.00 %
490 HIDDEN VALLEY ELEMENTARY	30,567.19	200,000	508.00	134,951.12	25,296.17	39,752.71	19.87 %
491 HARRIET BISHOP ELEMENTARY	1,720.00	5,000	0.00	0.00		5,000.00	100.00 %
** TOTAL ORG SERIES: 400-499 UNDEFINED ORG SERIES	53,212.15	638,000	508.00	134,951.12	25,296.17	477,752.71	74.88 %
*** 06 CAPITAL PROJECTS	2,915,650.87	11,770,000	64,932.40	7,059,906.05	1,575,352.62	3,134,741.33	26.63 %
005 DISTRICTWIDE	7,658,255.25	6,982,906	400.00	1,479,553.76		5,503,352.24	78.81 %
** TOTAL ORG SERIES: 000-099 DISTRICT WIDE	7,658,255.25	6,982,906	400.00	1,479,553.76		5,503,352.24	78.81 %
*** 07 DEBT SERVICE	7,658,255.25	6,982,906	400.00	1,479,553.76		5,503,352.24	78.81 %
005 DISTRICTWIDE	841,812.96	925,000	62,657.61	278,557.67		646,442.33	69.88 %
** TOTAL ORG SERIES: 000-099 DISTRICT WIDE	841,812.96	925,000	62,657.61	278,557.67		646,442.33	69.88 %
*** 08 FLEX BENEFIT FUND	841,812.96	925,000	62,657.61	278,557.67		646,442.33	69.88 %

REPORT: EXPREV 132 EXP SUMMARY - BUILDING(ORG) WITHIN FUND
 STATEMENT OF EXPENDITURES
 DIST 0191 Burnsville-Eagan-Savage ISD191 ACCOUNTING PERIOD 11/01/11 TO 11/30/11

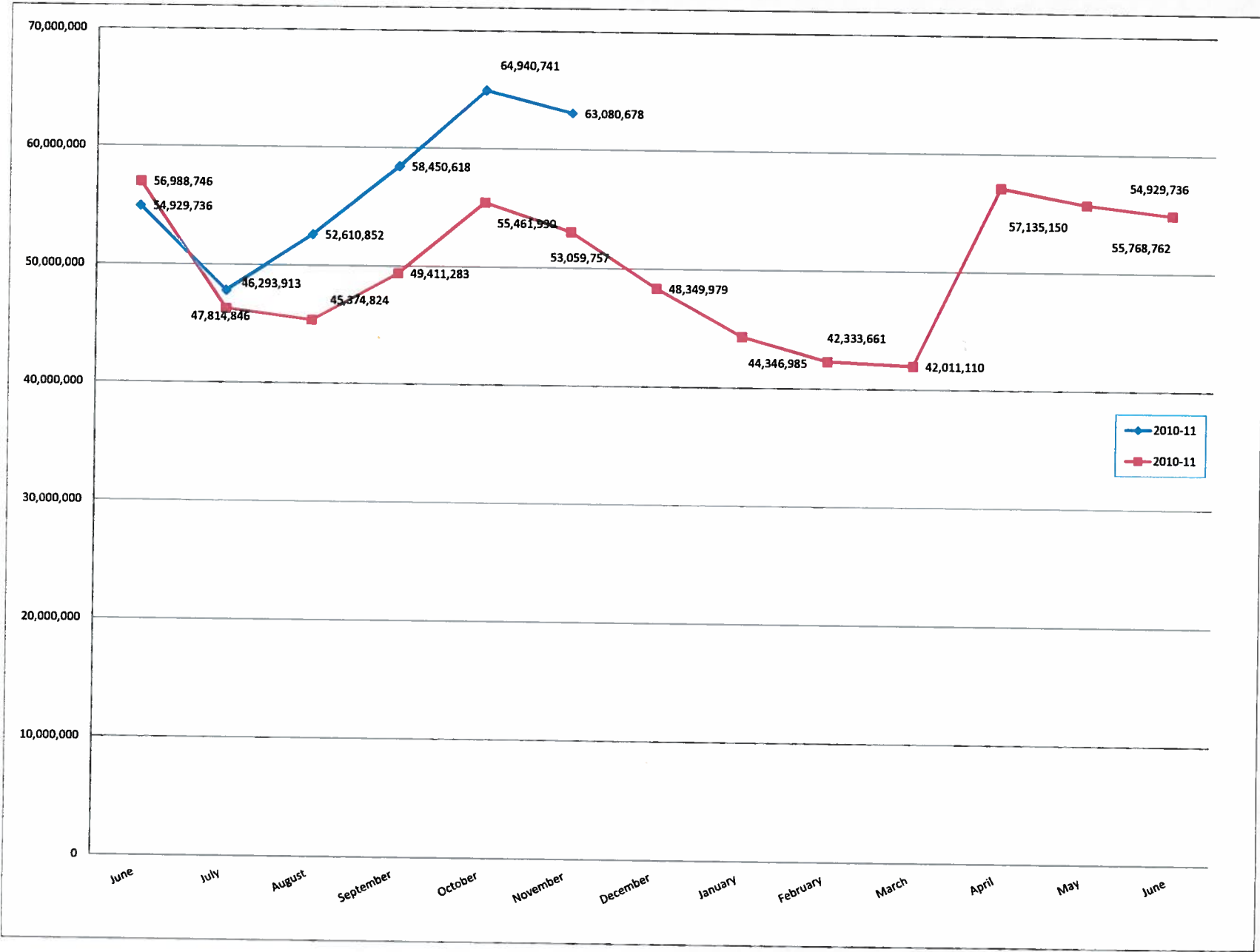
RUN: WED 032812 10:41 PAGE 7

ORG FD	PRIOR YEAR ACTUAL	REVISED BUDGET	11/01/11 TO 11/30/11	FISCAL YEAR 201107 EXPENDED THRU 11/30/11	ENCUMBERED THRU 11/30/11	REMAINING ON 11/30/11	PERCENT REMAINING
300 SECONDARY SERVICES	60,895.25	42,000	0.00	5,500.00		36,500.00	86.90 %
** TOTAL ORG SERIES: 300-399	60,895.25	42,000	0.00	5,500.00		36,500.00	86.90 %
SECONDARY SERVICES							
*** 09 SCHOLARSHIP FUND	60,895.25	42,000	0.00	5,500.00		36,500.00	86.90 %
005 DISTRICTWIDE	2,058.50	0	0.00	0.00		0.00	0.00 %
** TOTAL ORG SERIES: 000-099	2,058.50	0	0.00	0.00		0.00	0.00 %
DISTRICT WIDE							
*** 11 RHEAUME EDUCATIONAL FUND	2,058.50	0	0.00	0.00		0.00	0.00 %
008 CAFE	113,193.77	95,264	8,268.89	34,308.88		60,955.12	63.98 %
** TOTAL ORG SERIES: 000-099	113,193.77	95,264	8,268.89	34,308.88		60,955.12	63.98 %
DISTRICT WIDE							
*** 15 CAFE	113,193.77	95,264	8,268.89	34,308.88		60,955.12	63.98 %
005 DISTRICTWIDE	957,211.60	980,300	75,212.62	403,392.02		576,907.98	58.85 %
** TOTAL ORG SERIES: 000-099	957,211.60	980,300	75,212.62	403,392.02		576,907.98	58.85 %
DISTRICT WIDE							
*** 20 ISF - DENTAL	957,211.60	980,300	75,212.62	403,392.02		576,907.98	58.85 %
005 DISTRICTWIDE	328,002.00-	975,000	0.00	0.00		975,000.00	100.00 %
** TOTAL ORG SERIES: 000-099	328,002.00-	975,000	0.00	0.00		975,000.00	100.00 %
DISTRICT WIDE							
*** 21 ISF - POST RETIREMENT BENEFIT	328,002.00-	975,000	0.00	0.00		975,000.00	100.00 %
005 DISTRICTWIDE	16,051,224.50	13,600,000	0.00	0.00		13,600,000.00	100.00 %
** TOTAL ORG SERIES: 000-099	16,051,224.50	13,600,000	0.00	0.00		13,600,000.00	100.00 %
DISTRICT WIDE							
*** 22 ISF - HEALTH SELECT 105	16,051,224.50	13,600,000	0.00	0.00		13,600,000.00	100.00 %
005 DISTRICTWIDE	1,335,974.06	2,108,100	111,931.46	582,167.82		1,525,932.18	72.38 %
** TOTAL ORG SERIES: 000-099	1,335,974.06	2,108,100	111,931.46	582,167.82		1,525,932.18	72.38 %
DISTRICT WIDE							
*** 25 OPEB REVOCABLE TRUST	1,335,974.06	2,108,100	111,931.46	582,167.82		1,525,932.18	72.38 %
005 DISTRICTWIDE	987,650.00	1,578,400	0.00	479,200.00		1,099,200.00	69.64 %
** TOTAL ORG SERIES: 000-099	987,650.00	1,578,400	0.00	479,200.00		1,099,200.00	69.64 %
DISTRICT WIDE							
*** 47 POST EMPLOYMENT BENEFITS	987,650.00	1,578,400	0.00	479,200.00		1,099,200.00	69.64 %
*** REPORT TOTALS:	154,613,528.80	158,760,262	10,410,434.59	46,557,513.06	1,833,043.70	110,369,705.24	69.51 %

GENERAL FUND 2010-11, 2011-12
CASH INVESTMENTS

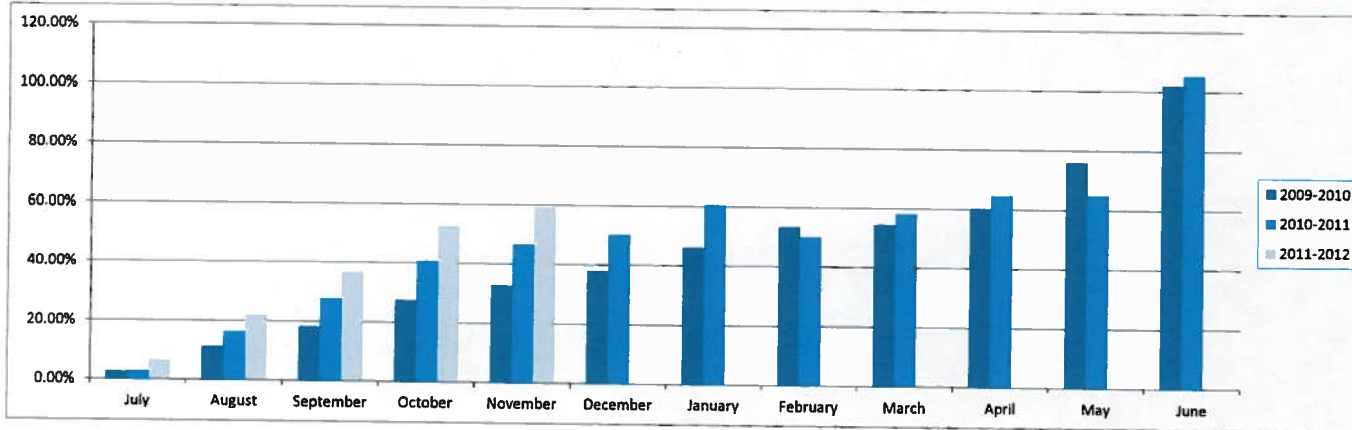


ALL FUNDS 2010-11, 2011-12
CASH INVESTMENTS



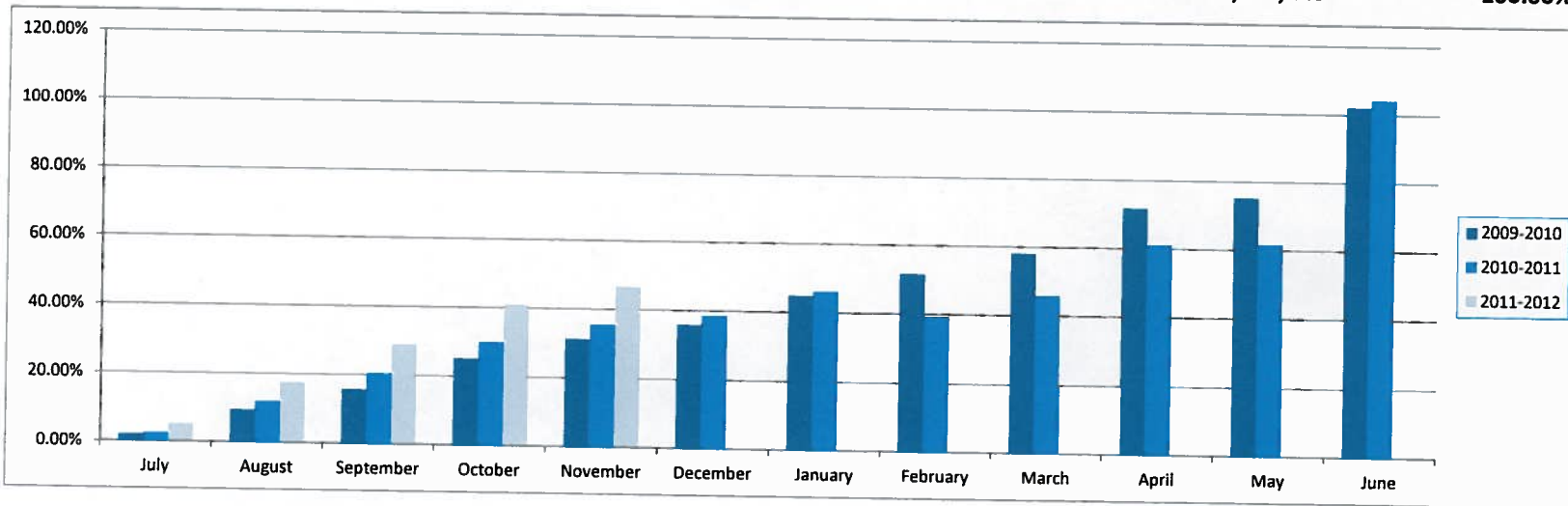
**REVENUE COMPARISON
GENERAL FUND**

	2009-2010		2010-2011		2011-2012	
	\$	%	\$	%	\$	%
July	2,871,521	2.65%	3,122,179	2.86%	7,093,997	6.62%
August	12,347,748	11.37%	17,936,449	16.44%	23,532,598	21.96%
September	19,851,576	18.29%	30,322,237	27.78%	39,551,743	36.91%
October	29,813,213	27.46%	44,402,827	40.69%	56,355,393	52.59%
November	35,667,576	32.86%	50,842,027	46.59%	63,472,487	59.23%
December	41,257,584	38.00%	54,770,566	50.19%		
January	50,066,633	46.12%	66,187,965	60.65%		
February	57,948,551	53.38%	54,620,881	50.05%		
March	59,159,506	54.49%	63,578,814	58.26%		
April	65,449,135	60.29%	70,584,775	64.68%		
May	82,572,487	76.06%	71,023,409	65.08%		
June	110,681,782	102.00%	114,885,450	105.27%		
BUDGET	108,560,562	100.00%	109,133,898	100.00%	109,012,175	100.00%



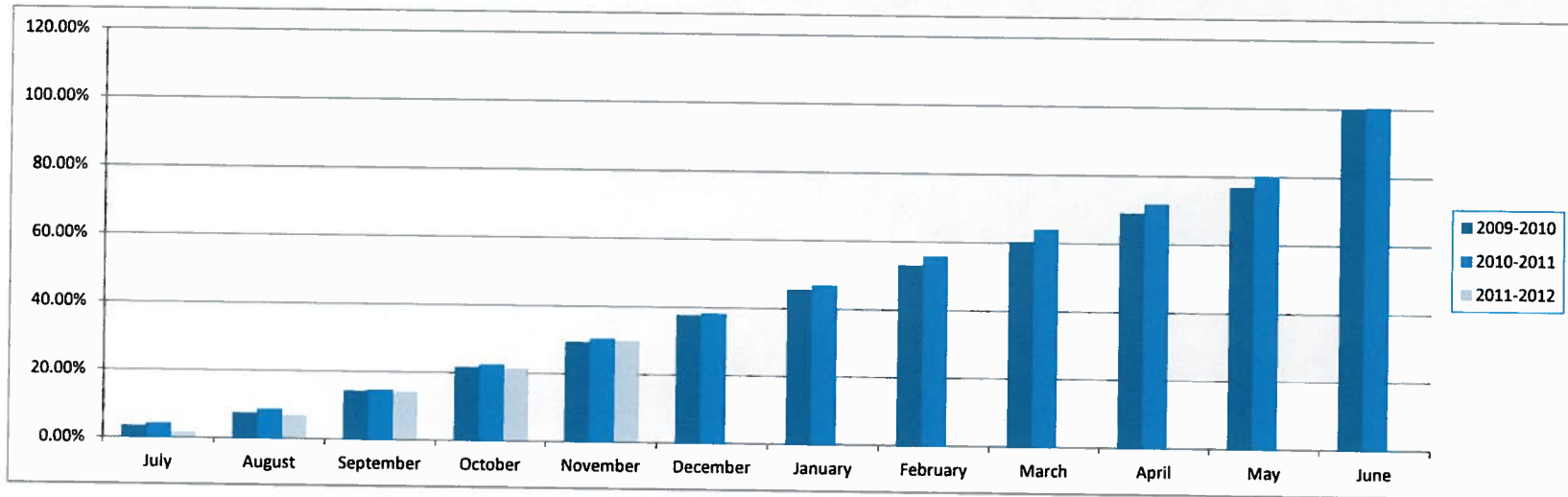
**REVENUE COMPARISON
ALL FUNDS**

	2009-2010		2010-2011		2011-2012	
	\$	%	\$	%	\$	%
July	2,664,432	1.96%	3,960,044	2.43%	7,383,166	5.12%
August	12,740,367	9.36%	19,404,774	11.90%	25,261,709	17.51%
September	21,310,025	15.66%	33,360,592	20.49%	41,882,133	29.02%
October	34,096,925	25.06%	48,751,886	29.94%	59,133,007	40.97%
November	42,519,169	31.25%	57,799,789	35.49%	67,424,877	46.72%
December	48,868,132	35.92%	62,794,901	38.56%		
January	61,109,978	44.92%	75,192,383	46.17%		
February	70,277,617	51.66%	64,338,993	39.51%		
March	79,114,548	58.15%	74,733,309	45.89%		
April	97,529,879	71.69%	99,609,270	61.17%		
May	102,286,812	75.18%	100,463,856	61.69%		
June	139,247,681	102.00%	169,806,319	104.27%		
BUDGET	136,048,053	100.00%	162,845,064	100.00%	146,164,218	100.00%



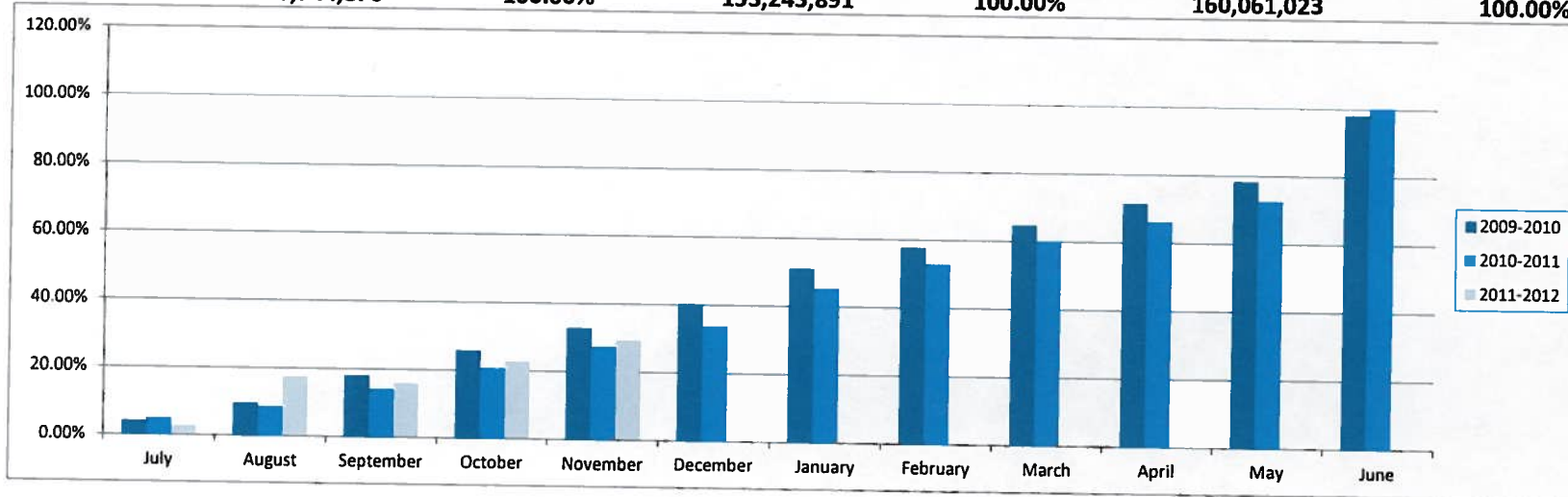
**EXPENDITURE COMPARISON
GENERAL FUND**


	2009-2010		2010-2011		2011-2012	
	\$	%	\$	%	\$	%
July	3,991,603	3.51%	4,922,278	4.36%	1,920,659	1.76%
August	8,598,373	7.56%	9,854,424	8.74%	7,602,157	6.96%
September	16,345,602	14.37%	16,577,212	14.70%	15,549,941	14.24%
October	24,614,501	21.64%	25,373,519	22.49%	23,463,345	21.48%
November	33,449,701	29.41%	34,477,970	30.57%	32,846,900	30.07%
December	42,953,275	37.76%	43,159,365	38.26%		
January	51,693,027	45.45%	52,790,539	46.80%		
February	60,420,404	53.12%	62,902,754	55.76%		
March	68,678,042	60.38%	72,217,528	64.02%		
April	78,631,287	69.13%	81,095,423	71.89%		
May	87,561,326	76.98%	89,930,101	79.72%		
June	113,579,418	100.00%	113,377,017	100.51%		
BUDGET	113,744,870	100.00%	112,801,550	100.00%	110,579,116	100.00%



**EXPENDITURE COMPARISON
ALL FUNDS**

	2009-2010		2010-2011		2011-2012	
	\$	%	\$	%	\$	%
July	6,321,339	4.21%	7,653,209	4.99%	4,443,384	2.80%
August	14,393,486	9.60%	13,296,265	8.68%	25,261,709	17.51%
September	27,125,784	18.08%	21,612,757	14.10%	25,168,247	15.85%
October	38,667,515	25.77%	31,685,546	20.68%	35,939,090	22.64%
November	49,181,701	32.78%	41,975,355	27.39%	46,557,513	29.33%
December	60,376,525	40.24%	51,987,145	33.92%		
January	76,723,843	51.14%	69,667,002	45.46%		
February	86,645,731	57.75%	81,081,869	52.91%		
March	97,091,351	64.71%	91,721,194	59.85%		
April	107,417,805	71.59%	101,449,986	66.20%		
May	117,564,453	78.36%	111,236,213	72.59%		
June	146,794,683	98.00%	153,708,757	100.30%		
BUDGET	113,744,870	100.00%	153,243,891	100.00%	160,061,023	100.00%





TO: Members, Board of Education Agenda Item II.B.6
December 15, 2011

FROM: Randy Clegg, Superintendent

DATE: December 9, 2011

RE: Schedule Closed Session

Recommendation: That the Board of Education schedule Closed Sessions following the regularly scheduled board meetings on January 5 and January 19, 2012 at the Burnsville High School Senior Campus for the discussion of negotiation strategies.



**Agenda II.B.7
December 15, 2011**

**To: Members, Board of Education
Dr. Randall Clegg, Superintendent**

From: Lisa K. Rider, Executive Director of Business Services

Date: December 15, 2011

Re: Approve Bid Award for waste and recycling

RECOMMENDATION: That the Board of Education approve the waste and recycling bid award to DSI/LSI (Dick’s Sanitation/Lakeville Sanitation) as the exclusive single source supplier for all of our district locations for a period of three years.

Bids were received and opened on Tuesday November 22, 2011 at 1:30 PM. We reached out to five suppliers for the bid, three responded. Our current supplier was one of the three who responded. Below is a summary of the bid totals received:

	Waste Management	DSI / LSI Dick’s Sanitation and Lakeville Sanitation	Allied Waste Services of Minnesota
Total Bid	\$130,960.62	\$89,506.32	\$203,218.37

By approving the bid award to DSI / LSI, we will obtain an annual savings of \$25,109 or 21.91% savings against our annual spend of \$114,616. DSI has agreed to protect pricing and fuel surcharges with a three year contract. During the first quarter Dick’s Sanitation will do a waste audit to see if there are other recommendations that may reduce costs to the District.

References were conducted from three schools including, Prior Lake Schools, Farmington Schools, and Lakeville Schools.

- All the schools serviced have anywhere from 10-18 locations, which fits in to the size of the Burnsville School District.
- Quality of work on a scale of 1-5, was rated by all to be a 4-5.
- Schools have been with Dick’s Sanitation anywhere from 1 ½ - 30 years. Schools have gone out to bid with Dick’s as the incumbent and they have stayed competitive winning the business again.

- Schools mentioned that Dick's will help out easily at big events, are environmentally helpful with programs, and very proactive.
- Schools currently have a 3-5 year contract.

It is recommended that the Board of Education approve the awarding of the waste and recycling bid to DSI / LSI for exclusive service to our locations for a three year period.



**Agenda II.B.8
December 15, 2011**

**To: Members, Board of Education
Dr. Randall Clegg, Superintendent**

From: Lisa K. Rider, Executive Director of Business Services

Date: December 15, 2011

**Re: Approve agreement between ISD 191 and the City of Burnsville,
Television Studio**

RECOMMENDATION: That the Board of Education approve the agreement between ISD 191 and the City of Burnsville to continue operation of a shared television studio for an additional three years.

In 2008, the School District entered into a three-year agreement with the City of Burnsville to share video equipment and a television studio located within Burnsville High School for operation of Burnsville Community Television. The agreement expires on December 31, 2011, and the School and City staff recommend an updated/renewal of the agreement for an additional three-year term.

The updated agreement maintains the joint relationship between the School District and City, in which the School District maintains the studio facility, office space and associated utilities and provides them to the City at no charge. In return, the City provides video/communications equipment that is shared with the School District at no charge.

The partnership is intended to promote the shared use of resources and educational opportunities for School District students, while providing a home for the City's television operation.

The City of Burnsville has approved the agreement December 6, 2011. I have attached a copy of the agreement for your review. Any questions or comments are invited.

I recommend approval of the joint powers agreement between ISD 191 and the City of Burnsville for an additional three years.

Attachment: Agreement between ISD 191 and the City of Burnsville

AGREEMENT

THIS AGREEMENT, dated this 6th day of December, 2011, is between **INDEPENDENT SCHOOL DISTRICT 191** ("School District") and the **CITY OF BURNSVILLE**, a Minnesota municipal corporation ("City").

WHEREAS, the City requires a location for its communications equipment and staff for the production of programs in connection with Burnsville Television; and

WHEREAS, the School District has offered to provide studio and office space to the City for the production of programming for Burnsville Television;

WHEREAS, the City and the School District have agreed to partner in the sharing of the School District's studio space and equipment and the sharing of the City's communications equipment;

WHEREAS, the parties desire to promote a shared use of resources and educational opportunities for School District students in the use of the City's equipment.

NOW, THEREFORE, in consideration of the mutual undertakings herein, the parties agree as follows:

1. TERM

This Agreement shall commence on Jan. 1, 2012, and shall continue through Dec. 31, 2014, unless otherwise renewed by the parties through a written amendment of this Agreement or terminated as provided under this Agreement.

2. SCHOOL DISTRICT AND CITY CONTRIBUTIONS

A. The School District will provide a communications studio for the City's use for Burnsville Community Television broadcasting at Burnsville High School, together with adjoining office space for up to three City communications employees (the studio and office space shall collectively be referred to herein as the "Studio Facility"). Except for the City contributions in this section, the School District will provide and maintain the Studio Facility and the following utilities and services at no cost to the City: electricity, internet, heating, telephone, refuse disposal, cleaning and building maintenance services, parking for City employees and volunteers, and use of restrooms.

B. The School District has made certain facility improvements to the Studio Facility as set forth in the attached Exhibit A (hereinafter "School District owned Studio Facility Improvements and Equipment"), the cost of such improvements was paid by the School District, and maintenance and upkeep of these improvements and equipment will remain the responsibility of the School District. During the term of this Agreement, the School District and the City will share the use of the Studio Facility and Equipment.

C. During the term of this Agreement, the School District and the City will also share in the use of Studio and Portable equipment housed within the Studio Facility. "City owned Communications Equipment" is set forth in attached

Exhibit B. The City will be responsible for the repairs and maintenance of all “City owned Communications Equipment.”

D. New equipment purchases will be outlined in a three year capital improvement plan (CIP) developed by the City and the School District and reflecting the responsibility for purchasing, maintenance and resulting ownership of new or replacement equipment. During the term of this agreement, the City and the School District shall meet each January and July to review capital improvements and purchases made by either the City or the School District and update Exhibit A and B as necessary.

3. CABLE CHANNEL UTILIZATION

One cable television channel will be made available for exclusive use by the School District for the duration of this agreement. The use of this channel will remain uninterrupted barring regulatory changes at the state or federal level or Cable Franchise company decisions adversely affecting the City’s control and usage of its cable operations.

4. STUDIO FACILITY USE

The City’s use of the Studio Facility is subject to the following:

A. During the term of this agreement, the studio and all associated equipment will be managed by City staff. Use of the studio and its equipment by School District employees, students, non-staff volunteers or non-staff members of the public shall be coordinated and scheduled with City staff through a/the designated School District liaison. All facility and equipment users shall be trained and certified by City staff prior to utilizing the studio facility or associated equipment.

B. During the school year, City use shall occur between the hours of 6 a.m. and 10 p.m. Monday-Friday and 6:30 a.m. to 3 p.m. on Saturday unless notified otherwise in advance. This includes external door access, internal studio access and accessibility to elevators. During summer hours, City use shall occur between the hours of 5:30 a.m. and 10 p.m. Monday-Friday. Access required outside of these hours will be coordinated by the City in advance through the school’s custodial office or facility use calendar.

C. City use shall comply with School District rules and policies in the use of the Studio Facility and any other School District property.

D. Access to the studio by non-staff members of the public (certified volunteers, public access users, class takers, etc) shall be allowed in accordance with School District rules and policies. If the time of the access to the studio by non-staff members of the public is outside of the school day, staff members of the Studio will escort the non-staff members upon entry into the building.

5. RECORDS AVAILABILITY AND RETENTION

Pursuant to Minn. Stat. §16C.05, Subd. 5, the School District agrees that the City, the State Auditor, or any of their duly authorized representatives at any time

during normal business hours and as often as they may reasonably deem necessary, shall have access to and the right to examine, audit, excerpt, and transcribe any books, documents, papers, records, etc., which are pertinent to the accounting practices and procedures of the School District and involve transactions relating to this Agreement.

6. DATA PRACTICES

All data collected, created, received, maintained, or disseminated or used for any purposes in the course of this Agreement by each party is governed by the Minnesota Government Data Practices Act, Minnesota Statutes Chapter 13, as amended, the Minnesota Rules implementing such act now in force or as adopted, as well as federal regulations on data privacy.

7. INDEMNIFICATION

Each party agrees that it will be responsible for its own acts and the results thereof to the extent authorized by law and shall not be responsible for the acts of the other party and the results thereof. Each party's liability shall be governed by the provisions of Minnesota Statute Chapter 466 and other applicable law as modified hereby.

8. CITY EMPLOYEES

City employees authorized to use the Studio Facility shall be City employees and shall not be considered employees of the School District for any purpose, including, but not limited to salaries, wages, other compensation or fringe benefits, workers compensation, unemployment compensation, PERA, Social Security, liability insurance, keeping of personnel records, termination of employment, individual contracts or other contractual rights. City employees will provide training on equipment and studio operations as well as guidance on District video operations to School District employees only when authorized by the School District Communications Office. All requests for training and use of the studio facility and equipment by School District staff and students should be coordinated with City staff via the School District Communications Office or Media teacher.

9. INSURANCE

The School District will provide and maintain during the term of this Agreement general liability and property insurance policies or coverage against claims for personal injury, death, or property damage occurring in connection with the use and occupancy of the Studio Facility and other areas authorized for use by the City. The City will provide and maintain during the term of this Agreement adequate insurance coverage for the equipment owned by the City included in the Studio Facility. The City shall provide a certificate of insurance to the School District showing their General Liability, Automobile, Workers' Compensation and Property coverage as it relates to the equipment and staff housed within the Studio Facility.

10. SUBCONTRACTING

Neither party shall enter into any subcontract for performance of any services contemplated under this Agreement without the prior approval of the other party and subject to such conditions and provisions as they may deem necessary.

11. NONDISCRIMINATION

During the performance of this Agreement, the parties agree to the following: No person shall, on the grounds of race, color, religion, age, sex, disability, marital status, public assistance status, creed or national origin be excluded from full employment rights in, participation in, be denied the benefits of or be otherwise subjected to discrimination under any and all applicable federal and state laws against discrimination.

12. TERMINATION

This Agreement may be terminated with or without cause, following 6 months written notice by any party. Upon termination, the capital assets contained in Exhibit "A" considered "School District owned Studio Facility Improvements and Equipment" will be retained by the School District. The capital assets contained in Exhibit "B" considered "City owned Communications Equipment" (unless otherwise noted) will be retained by the City. Capital purchases made after the adoption of this agreement will be updated annually and reflected on Exhibits "A" and "B" as appropriate.

13. SURRENDER OF POSSESSION

The City agrees that at the expiration or cancellation of this Agreement, the City will yield up possession of the Studio Facility in as good of order and condition as when same were entered by the City, reasonable wear, tear and damage by the elements alone expected. Upon surrendering possession of the Property, the City agrees to remove all property belonging to the City, including the "City owned Communications Equipment" outlined in Exhibit "B".

14. NOTICES

All notices, requests, demands, and other communications hereunder shall be in writing and shall be deemed given if personally delivered or mailed, certified mail, return receipt requested, to the following addresses:

If to City: City of Burnsville
 Craig Ebeling
 City Manager
 100 Civic Center Parkway
 Burnsville, MN 55337

With Copy to: Burnsville City Attorney
Campbell Knutson P.A.
317 Eagandale Office Center
1380 Corporate Center Curve
Eagan, MN 55121

If to School District: Independent School District 191
Lisa Rider
Executive Director of Business Services
100 River Ridge Court
Burnsville, MN 55337

15. WAIVER OF DEFAULT

Any waiver by either party of a default under the provisions of this Agreement by the other party will not operate or be construed as a waiver of a subsequent default.

16. INVALIDITY OF PROVISIONS

If any term or provision of this Agreement or any application hereof to any person or circumstance is to any extent found to be invalid or unenforceable, the remainder of this Agreement or the application of such term or provision to persons or circumstances other than those as to which it is held invalid or unenforceable will not be effected thereby and each term and provision of this Agreement will be valid and be enforced to the fullest extent permitted by law.

17. ENTIRE AGREEMENT

This instrument herein contains the entire and only agreement between the parties and no oral statements or representations or prior written matter not contained in this instrument will have any force and effect. This Agreement cannot be modified in any way except by writing executed by both parties.

18. GOVERNING LAW

This Agreement will be governed exclusively by the provisions hereof and by the laws of the State of Minnesota, as the same from time to time exists.

IN WITNESS WHEREOF, the parties have hereunto set their hands as of the day and year first above written.

Dated: _____

CITY OF BURNSVILLE

By: _____
Mayor

By: _____
City Manager

Dated: _____

INDEPENDENT SCHOOL DISTRICT 191

By: _____

Its _____

EXHIBIT "B"

**Description of City owned Communication Equipment
(Full equipment inventory available upon request)**

Studio Equipment purchased in Calendar 2009-2011:						
BECT Equipment Value					\$ 43,500.00	
Broadcast Pix Switching Package					37,615.80	
Editing Stations					4,085.34	
Portable – Alpha Video					27,970.96	
Portable – Full Compass					26,646.61	
Installation/Integration					90,100.00	
Additional Editing & Workflow Improvements;						
	(3) Teleprompters, virtual sets, microphones					
	In 2011				20,000.00	
Granicus license for District (Annual)					2,412.00	
					\$ 252,330.71	



TO: Members, Board of Education
Randy Clegg, Superintendent

Agenda Item IV.A
December 15, 2011

FROM: Chris Lindholm, Assistant Superintendent

DATE: December 8, 2011

RE: 2012-13 High School Registration Guide

RECOMMENDATION: That the Board of Education approve the following changes to the 2012-2013 Burnsville High School Registration Guide.

The BHS registration guide is presented to the Board of Education for approval each year prior to the course registration process. BHS Principal Dave Helke will be present to speak to changes made in the registration guide and answer questions.

I. NEW COURSES

AVID (Advancement Via Individual Determination)

Open to 10

AVID (Advancement Via Individual Determination) is a college prep system for students in the academic middle. AVID is offered as an elective course that, like any other regular class, meets five hours per week. Students receive two hours of instruction per week in college entry level skills, two hours per week in tutor led study groups, and one hour per week in motivational activities and academic survival skills.

INTERACTIVE DESIGN AND APPLICATION DEVELOPMENT

Computer Science

Open to 10, 11, 12

The course is designed for students to work with industry's digital design software to build user-friendly and engaging websites, render motion graphics, and create interactive media application projects, including apps.

ADVANCED AUTO/VEHICLE SERVICES**Technology Education**

Open to 11, 12

Prerequisite: Introduction to Consumer Auto

Note: Enrollment is limited. Priority for entrance to class will be given to student earning a "C" or above in Basic Consumer Auto.

Note: This is a two-credit course that meets two-periods daily.

Note: Fulfills Senior Studies requirement with an additional project

Advanced Auto/Vehicle Services continues where the Basic Consumer Auto class left off. In the basic course focus was on how the car works. In the Advanced Auto/Vehicle Services class the focus is on how to work on the car. In this class we will learn vehicle inspection, maintenance and repairs. We will cover everything from basic services to advanced diagnosis and repair.

DIGITAL PHOTOGRAPHY AND MANIPULATION**Technology Education**

Open to 10, 11, 12

Prerequisite: None

Note: Credit may be used to satisfy the Fine Arts requirement.

Digital Photography and Manipulation includes the study of cameras (types, accessories and handling), Photographic Composition as well as Digital Manipulation (image enhancements and repairs through special techniques) with Adobe Cs5 or higher, Picasa and Piknik. Students will also study printing and presentation techniques (contact printing, enlarging and displaying) while using PowerPoint and Windows Movie Maker. To complete the required projects, students are encouraged to provide their own cameras. *Students may be responsible for materials needed for take-home projects.*

ADVANCED DIGITAL PHOTOGRAPHY AND MANIPULATION**Technology Education**

Open to 10, 11, 12

Prerequisite: Digital Photography and Manipulation

Note: Credit may be used to satisfy the Fine Arts requirement.

Advanced Digital Photography and Manipulation continues where Digital Photography and Manipulation leaves off with a more in-depth study of Photographic Composition of Portrait/People and Nature photography with an emphasis on Controlled Lighting and Flash Photography. Students will also study Advanced Digital Manipulation and Facial Repair (image enhancements) with Adobe Cs5 or higher. Students will perform verbal presentations, printing, enlarging and displaying as well as creating presentation with PowerPoint and Windows Movie Maker. To complete the required projects, students are encouraged to provide their own cameras. *Students may be responsible for materials needed for take-home projects.*

CONSTRUCTION TRADES PROGRAM**Technology Education**

Open to 10, 11, 12

Note: This is a two-credit course that meets two-periods daily.

The Construction Trades Program (CTP) is a hands-on project-based course where you will be working both in the classroom and in the field (job site). You will learn both new and remodeling construction techniques in a work-related environment. Skills developed will include project management, safe use of hand tools, power tools, stationary equipment and technical reading and writing.

Global Information Systems (GIS)**Social Studies**

Open to (to be determined upon confirmation of grant and partnership)

Prerequisites: To be determined upon confirmation of grant and partnership)

Note: The availability of this course is dependent on confirmation of a grant and partnership. This should be known in January.

Note: There would be the opportunity for college credit available to students, but the specifics for determining this are to be determined upon confirmation of grant and partnership)

The course is focused tightly on elements of STEM education and is entirely project-based, culminating in an extended final project, with a strong emphasis on real world uses of GIS.

II. EXISTING COURSE CHANGES**SMALL BUSINESS MANAGEMENT A and SMALL BUSINESS MANAGEMENT B****BUSINESS**

Change title to STARTING YOUR OWN BUSINESS A and STARTING YOUR OWN BUSINESS B.
Also, this course is now eligible for articulate college credit through Inver Hills.

ACCOUNTING B**BUSINESS**

Change title to COLLEGE ACCOUNTING.

MICROCOMPUTER APPLICATION**BUSINESS**

Change title to COMPUTER APPLICATIONS - SENIOR STUDIES OPTION

HONORS ENGLISH 10 A & B, bHONORS ENGLISH 11 A & B, HONORS AMERICAN LITERATURE, and CIS/AMERICAN LITERATURE

LANGUAGE ARTS

Add note: This course has a summer reading and writing requirement.

First Aid and CPR

PHYSICAL EDUCATION

Add note: This course meets the senior studies requirement.

PHYSICS A & B and HONORS PHYSICS A & B

SCIENCE

Add course offerings with specifically designated course numbers for being offered at the Senior Campus SC3721/SC3732 SC3821/SC3832

HONORS BIOLOGY A & B

SCIENCE

Change prerequisite to include or by approval based on student test score profile and teacher recommendation.

III. COURSE DELETIONS

KEYBOARDING B

BUSINESS

PRINCIPLES OF INTERNATIONAL BUSINESS

BUSINESS

ADVANCED MICROCOMPUTER APPLICATIONS

BUSINESS

BASIC ENGLISH 10 A & B and BASIC ENGLISH 11 A & B

LANGUAGE ARTS

ENGLISH 11 A & B GENDER SPECIFIC

LANGUAGE ARTS

LITERATURE APPRECIATION

LANGUAGE ARTS

ALGEBRA I CONCEPTS A & B

MATH

WELDING/METALS FABRICATION

TECHNOLOGY EDUCATION

(This course will be included in 7748 AUTO BODYWORK AND REFINISHING)

IV. OTHER CHANGES

- A. Add CTE/AP Computer Science under the eligible courses for Dual Ranking.
- B. Add a note stating, "After August 1, 2013 student-athletes who wish to compete at Division II institutions must complete 16 core courses." in the NCAA Eligibility section.
- C. Combined Business, Computer Science, FACS, and Technology Education into one section titled Career and Technical Education (CTE)
- D. Removed the section titled Enrichment Opportunities - Activities and Athletics as a separate booklet will be brought for approval annually inclusive of that information.
- E. Removed all information and course offerings included in the section for Envision as the program is not offered.

Diamondhead Education Center

200 West Burnsville Parkway - Burnsville, MN 55337 - 952-707-4110
Fax 952-707-4166

To: Members, ISD 191 Board of Education

Agenda Item IV.B
December 15, 2011

From: Tom Umhoefer, Community Education Director

Date: December 15, 2011

Re: Youth Service / Youth Development

Fay Finn will present information about the Community Education Youth Service Program at Burnsville High School, including statistics about students in the program, where they volunteer, and the types of contributions they make to the community.

She will offer updates on special projects, particularly BrainPower in a Backpack and Empty Bowls for Full Bellies.