



Regular Meeting Agenda

Diamondhead Education Center
200 W. Burnsville Parkway
Burnsville, MN 55337
February 17, 2011
6:30 PM

I. Call to Order

- A. Welcome
- B. Pledge of Allegiance
- C. E2T2 Report

II. Business Meeting

- A. Approval of Agenda
- B. Consent Agenda

Description: Although Board action is required, it is generally unnecessary to hold discussion on these items. In the event a Board member wishes to discuss an item, that item will be moved for separate consideration.

- 1. Meeting Minutes 3
- 2. Human Resources 5
- 3. Donation of \$12.48 from Scott Galvin, \$105 from Brionne Sillman, and \$36 from Robin Swanson to Hidden Valley in support of the Literacy Library; \$650 from Syngenta Seeds Inc. to Hidden Valley for BrainPower in a Backpack program; 22 pairs of snowshoes (estimated value \$1,540) from Jim, Nancy and Sharon Allen to Hidden Valley; \$679.24 from the Burnsville Lions Club to Eagle Ridge Junior High for the Media Center; \$1,000 from the Gordon & Margaret Bailey Foundation to Rahn Elementary; and \$13,150 from the Hidden Valley PTO to Hidden Valley Elementary in support of student programs and activities 8
- 4. Payroll, Expenditures, Receipts and Investments 14
- 5. Budget Analysis 40
- 6. Schedule a joint board meeting with the ISD 194 Board of Education at 5:00 p.m. on Tuesday, February 22, at the Lakeville District Office Board Room 109

III. New Business

District 191 welcomes members of the public to attend Board of Education meetings, work sessions and other public gatherings. However, public participation is allowed only during listening sessions, which are held before regular board meetings. Community members who wish to share their thoughts and opinions on meeting topics should contact the Superintendent's office at 952-707-2005 to schedule a meeting with the Superintendent or member of her leadership team.

A. Approve contract with Kelly Services (20 minutes) (Chance)	110
B. Approve, on a first reading basis, revisions to Board Policy GBEAC, Family and Medical Leave, Policy JO, Protection and Privacy of Pupil Records, and Policy KJA and KJA-R, Solicitations, Promotions, Advertising, Literature Drops (10 minutes) (Clegg)	111
IV. Adjourn to Board Workshop on Special Ed Assistive Technologies	

School Board Minutes
 INDEPENDENT SCHOOL DISTRICT 191
 February 3, 2011

The meeting of the Board of Education was called to order by Chair Hill at 6:30 p.m. at the Burnsville High School Senior Campus in the Diamondhead Education Center.

Call to Order

Members present: Directors Currier, Luth, Morrison, Schmid, Sweep, Teiken and Chair Hill. Others in attendance were Superintendent Clegg, Student Advisor Jaeger, administrators and staff.

Attendance

Chair Hill welcomed the audience and asked Director Schmid to lead the Pledge of Allegiance.

Pledge of Allegiance

Principal Renee Brandner, along with students Abdullahi Abdullahi, Hamdi Hussien and Sabrina Carper, provided an overview of AVID, a magnet college readiness program started at Nicollet Junior High School last fall. Students explained how the schoolwide program works and the benefits they are experiencing.

Public Recognition

Moved by Director Morrison, seconded by Director Luth, to approve the agenda. Motion carried unanimously (7,0).

Agenda

Moved by Director Currier, seconded by Director Sweep, to approve the consent agenda.

Consent Agenda

- Minutes of the January 20, 2011 board meeting
- Personnel changes for K. Weihman, A. Engdahl, R. Kunkel, M. Barenbaum, M. Shaughnessy, S. Keough, R. Donnohue, P. Singleton, S. Sovine, M. Williams
- Donation of \$700 from Target to Vista View Elementary for first grade field trip expenses; and, \$1,000 from the Peace Maker Foundation to Gideon Pond Elementary to fund a Kindness Retreat for fifth grade students

Minutes
 HR Report

Donations

Chair Hill made special mention of the generous donations. Motion carried unanimously (7,0).

Moved by Director Morrison, seconded by Director Luth, to approve the release for bid of construction documents related to BHS Phase 1 Deferred Maintenance Project. Motion carried unanimously (7,0).

Deferred Maintenance
 Bids - BHS

Moved by Director Luth, seconded by Director Schmid, to approve an agreement with American Legion Post 435 as an independent provider of high school athletics in the area of Rifle Target

Rifle Target
 Shooting

Shooting. Motion carried unanimously (7,0).

Student Advisor Jaeger noted they are half-way through the Council sponsored Snow Week activities and the dance will be held on Saturday. The boys hockey team is currently ranked number one in the Conference. She also commented on what an honor it was to participate in the recent One Act Play.

Student Report

Dr. Clegg reported that Sharmila Ahmed and Matt Hardegger were selected Burnsville High School recipients of the Triple A Awards; the BHS robotics team received a second grant of \$5,000 from NASA; nominations for inductees into the 2011 Hall of Fame at BHS are due by April 8; and, the District Spelling Bee has been re-scheduled for February 28, 7:00 p.m. in the Mraz Center.

Superintendent Report

Director Currier attended the MSBA State Conference, a Foundation 191 strategic planning retreat, danceline fund raiser, and Rahn Elementary School’s production of the *Wild, Wild West* at the Mraz Center. Director Sweep congratulated BHS junior Christopher Phenicie who won first place in this year’s “Voice of Democracy” essay contest (sponsored by VFW Post 5833). She encouraged anyone interested in creating bowls for the annual “Empty Bowls” event to contact Community Ed. Director Schmid was a judge at the Hidden Valley Science Fair. Several board members attended an event hosted by the Minnesota Chamber of Commerce and listened to U.S. Education Secretary Arne Duncan’s speech on the future of education in Minnesota. Chair Hill attended the recent AMSD Legislative Preview with remarks from Governor Dayton and key members of the legislature. He also extended an invitation to anyone interested in participating in the district’s Legislative Coalition to call the administrative office.

Board Member Reports

Moved by Director Luth, seconded by Director Schmid, to adjourn at 7:49 p.m.

Adjourn

Daniel W. Luth, Clerk

**Burnsville-Eagan-Savage Public Schools
Independent School District 191
Human Resources Office**

TO: Members, Board of Education
Randall Clegg, Superintendent

FROM: Tania Z. Chance, Ph.D., Executive Director Human Resources

DATE: February 17, 2011

RE: Recommended Personnel Changes

Administrative
Leave of Absence
Julie Kronabetter

*Assistant Food Service Director, requests a military leave of absence, effective March 28 - April 1, April 4 - April 8, and April 11 - April 15, 2011

Retirement
Stephen Hoiland

*Director of Purchasing and Transportation, after 16 years in the District, effective 6/30/11

Certified
Appointment
Rebecca Hawks

*Replacement-Teacher, ECSE, 1.0 FTE, effective 2/28/11

Chrisse Olsson

*Replacement-Long term substitute, 1.0 FTE, Kindergarten, Rahn, effective 1/6/11 - 2/18/11

Katherine Phillips

*Replacement-Long term substitute, 1.0 FTE, DCD, ST, effective 2/14/11 - 3/25/11

Jennifer Purdy-Erdahl

*Replacement-Long term substitute, 1.0 FTE, LD, effective 1/3/11 - 2/21/11

Leave of Absence
Amy Faust

*Elem. Literacy Coordinator, requests unpaid leave for a period of 2 weeks, Feb. 21 - 25 and Feb. 28 - March 4, 2011

Megan Gonzalez

-ESL Teacher, ST, requests a 1.0 FTE FMLA/maternity leave of absence, effective approx. 5/4/11 through the end of school year 2010/11, returning for the 2011/12 school year

Mary McHugh

*Teacher, HV, requests a 1.0 FTE medical leave of absence, effective 3/11/11, returning to work 4/4/11

Hye-Jeong Thompson

*Teacher, ECSE, requests a 1.0 FTE FMLA/maternity/parental leave of absence, effective approx. 3/22/11 for the remainder of the 2010/11 school year

*added to original report
Burnsville-Eagan-Savage #191
Board Meeting – 2/17/2011

Resignation

Ryan Bisson	-Teacher (currently on leave), effective 6/10/11
Jennifer Kennedy	-Teacher (currently on leave), effective 6/10/11
Carolyn Kothe	-Teacher, EBD, Rahn, effective 6/10/11
Susan Miles	-Teacher (currently on leave), effective 1/31/11

Retirement

Bruce Anderson	*Teacher, BHS, after 36 years in the District, effective 6/10/11
Cynthia Anderson	*Teacher, BHS, after 35 years in the District, effective 6/10/11
Byron Bong	*Teacher, MWS, after 41 years in the District, effective 6/10/11
Genell Brandell	*Teacher, MWS, after 24 years in the District, effective 6/10/11
Marilou Chamberlain	*Teacher, GP, after 40 years in the District, effective 6/10/11
Daniel Dornfeld	*Teacher, ERJH, after 36 years in the District, effective 6/10/11
Kathleen Garnett	*Teacher (currently on leave), after 13 years in the District, effective 6/10/11
Susan Johnson	*Teacher, NJH, after 35 years in the District, effective 6/10/11
Gloria Karbo	*Teacher, Neill, after 37 years in the District, effective 6/10/11
Mary Jo Kurtz	*Teacher, BHS, after 28 years in the District, effective 6/10/11
Ann Lee	*Teacher, HB, after 36 years in the District, effective 6/10/11
Janet MacKenzie-Polanski	*Teacher, HB, after 38 years in the District, effective 6/10/11
Robert Mayne	*Teacher, VV, after 35 years in the District, effective 6/10/11
Cynthia Nichols	*Teacher, ST, after 36 years in the District, effective 6/10/11
Diane Nolte	*Teacher, SO, after 33 years in the District, effective 6/10/11

*added to original report
Burnsville-Eagan-Savage #191
Board Meeting – 2/17/2011

Thomas Ochs	*Teacher, HV, after 42 years in the District, effective 6/10/11
Betty Ramsbacher	*Teacher, GP, after 35 years in the District, effective 6/10/11
Emily Soelter	*Teacher, Rahn, after 22 years in the District, effective 6/10/11
William Tapper	*Teacher, GP, after 36 years in the District, effective 6/10/11
Thomas Troester	*Teacher, GP, after 33 years in the District, effective 6/10/11
Judy Willemsen	*Teacher, ST, after 36 years in the District, effective 6/10/11

Classified
Appointment

Brandee Davis	-Replacement-2nd Cook, 2.25 hrs/day, VV, effective 2/3/11
---------------	---

Change in Assignment

Karen Knudsen	*2nd Cook, BHS, assignment increases to 5.25 hrs/day, effective 2/16/11
---------------	---

Resignation

Tara Strickland	-MEA, MWS, effective 3/23/11
-----------------	------------------------------

To: Randy Clegg, Superintendent of Schools

II.B.3
February 17, 2011

From: Jon Bonneville, Principal

Date: February 8, 2011

RE: Donation

It is my recommendation that the School Board of Independent School District #191 accept this donation in the amount of \$153.48 from the following Wells Fargo employees:

Scott Galvin	\$12.48
Brionne J. Sillman	\$105.00
Robin Swanson	\$36.00

We will be using these funds to support the Literacy Library at Hidden Valley.

Scott Galvin
13640 Lynn Ave.
Savage, MN 55378

Brionne J. Sillman
13415 Glenhurst Ave.
Savage, MN 55378

Robin Swanson
13750 Glenhurst Ave.
Savage, MN 55378

To: Dr. Randall Clegg

II.B.3
February 17, 2011

From: Jon Bonneville, Principal

Date: February 4, 2011

RE: Donation

It is my recommendation that the School Board of Independent School District #191 accept this check from Syngenta Seeds, Inc. in the amount \$650.00. These funds will be used to purchase food items for our "Brain Power in a Backpack" program at Hidden Valley.

Hidden Valley appreciates Syngenta Seeds Inc. support.

Syngenta Seeds, Inc.
11055 Wayzata Blvd
Minnetonka, MN 55305-1526

To: Randall Clegg, Superintendent of Schools

II.B.3

From: Jon Bonneville, Principal

Date: February 17, 2011

RE: Private Donation

Hidden Valley has received a generous donation of 22 pair of snowshoes from Jim, Nancy and Sharon Allen. These snowshoes have an estimated value of \$70.00 per pair, totaling \$1,540.00.

The staff very much appreciates the Allen family's donation and the continued support of our school community.

Jim, Nancy and Sharon Allen
4818 McColl Drive
Savage, MN 55378

***EAGLE RIDGE JUNIOR HIGH SCHOOL
BURNSVILLE-EAGAN-SAVAGE
INDEPENDENT SCHOOL DISTRICT 191***



MEMO

II.B.3

TO: Superintendent Randall Clegg
Members of the District 191 School Board

FROM: Don Leake

DATE: February 15, 2011

Re: Donation to Eagle Ridge Junior High School

I recommend that the Board of Education accept a donation of \$679.24 to the Media Center for the purchase of books, from The Burnsville Lions Club.

We are grateful for this generous donation, and want to extend our appreciation for their support of our school community.



TO: Superintendent Clegg
Board of Education I.I.B.3

FROM: Elaine Mehdizadeh, Rahn Elementary School Principal

DATE: February 15, 2011

RE: Donation from the Gordon & Margaret Bailey Foundation

I am pleased to recognize the Gordon and Margaret Bailey Foundation for a donation to Rahn Elementary School. Please accept on our behalf their donation of \$1000. The donation is a result of a parent recognizing the efforts of Rahn School to serve their three children. We appreciate their financial support and confidence in our school's ability to meet the children's needs.

This donation will be used to support programs and purchase materials to enhance teaching and learning at Rahn Elementary. We greatly appreciate this donor and the difference these donations will make in the education of our students.

To: Randy Clegg, Superintendent of Schools

II.B.3

From: Jon Bonneville, Principal


Date: February 17, 2011

RE: PTO Donations

It is my recommendation that the School Board of Independent School District #191 accept a check for \$13,150.00 in support of:

Accelerated Reader	\$1,000.00
ACE-Achievement through Education/SEEKERS	\$ 3,000.00
August Class Assignment mailing	\$ 400.00
English Language Learners	\$ 400.00
Field Trips	\$3,000.00
All School Field Trip	\$1,000.00
Patrols	\$1,000.00
Planners for grades 4-5-6	\$1,000.00
Principal Fund	\$ 50.00
PTO Copying Costs	\$ 550.00
Scholarship Fund	\$ 250.00

The staff very much appreciates the continued support of our school community and the hard work of our PTO members.



Agenda II B-4
February 17, 2011

TO: Dr. Randall Clegg, Superintendent

FROM: Lisa K. Rider, Executive Director of Business Services

DATE: February 17, 2011

RE: January Payroll, Claims and Receipts

RECOMMENDATION: That the Board approve January payroll checks numbered 715269-715361, and Direct Deposit notices numbered 418777-422093, in the net amount of \$3,857,797.98. January & February claims to date represented by checks numbered 405146-405968, 1002258-1002419, 100465-100466 and wire transfers and adjustments, totaling \$13,179,710.05. Also, that the Board accepts January receipts of \$12,599,824.13 and investments for General Operations and Alt. Facilities and OPEB of \$17,175,877.71 as of January 31, 2011.

January payroll, wire transfers, claims and receipts have been prepared under the direction of Scott Brown, Director of Accounting Services, and is presented for approval by the School Board. I would be glad to answer any questions.

LKR/mp

**INDEPENDENT SCHOOL DISTRICT 191
FINANCIAL REPORT
January 31, 2011**

CASH RECEIPTS

Receipts 71665-72005	\$ 12,599,836.67
Miscellaneous Adjustments	<u>(12.54)</u>

TOTAL JANUARY CASH RECEIVED \$ 12,599,824.13

CASH DISBURSEMENTS

January		\$ 3,857,797.98
Regular Payroll Checks	715269-715361	
Direct Deposit Notices	418777-422093	

December Payables Previously Approved		393,252.32
January Claims:		455,360.32
Previously Approved		
Checks:		
405146-405451		
405584-405643		
1002258-1002387		
100465-100466		1,997,155.02

January Wire Transfers:		9,800,826.30
Miscellaneous Adjustments		<u>3,125.82</u>

TOTAL JANUARY CASH DISBURSED \$ 16,507,517.76

TOTAL EXPENSES TO BE APPROVED

January Cash Disbursed		\$ 16,507,517.76
Less: Items Previously Approved		(848,612.64)

Plus: January Payables:		
Checks:		
405452-405583		743,264.71
405849-405968		

February Claims:		635,338.20
Checks:		
405644-405848		
1002388-1002419		

TOTAL TO BE APPROVED \$ 17,037,508.03

OPEB 17,175,877.71

\$17,175,877.71

INDEPENDENT SCHOOL DISTRICT 191
OPEB OUTSTANDING INVESTMENTS
31-Jan-11

Purchase Date	Depository	Investment Type	CD Yield	Maturity Date	Purchase Amount
11/25/2009	MN Trust	CD	1.250	5/15/2011	\$ 248,000.00
4/24/2009	MN Trust	CD	1.800	6/10/2011	96,000.00
4/24/2009	MN Trust	CD	1.790	6/15/2011	2,704,000.00
12/17/2009	MN Trust	CD	0.994	6/15/2011	246,300.00
7/23/2010	MN Trust	CD	0.834	7/25/2011	100,031.87
8/6/2010	MN Trust	CD	0.550	8/8/2011	249,974.79
8/12/2010	MN Trust	CD	0.800	8/12/2011	249,984.00
8/23/2010	MN Trust	CD	0.644	8/23/2011	249,999.70
8/12/2010	MN Trust	CD	0.800	9/16/2011	249,972.50
12/15/2009	MN Trust	CD	1.409	12/15/2011	243,100.00
12/16/2009	MN Trust	CD	2.150	12/16/2011	239,600.00
12/23/2009	MN Trust	CD	1.168	12/23/2011	244,200.00
9/29/2009	MN Trust	SEC	2.300	2/1/2012	190,642.20
8/26/2009	MN Trust	SEC	2.200	2/1/2012	501,765.00
6/23/2009	MN Trust	SEC	4.000	2/1/2012	1,080,686.30
6/17/2010	MN Trust	SEC	1.500	2/1/2012	100,000.00
8/13/2009	MN Trust	SEC	2.450	4/1/2012	125,473.75
9/4/2009	MN Trust	CD	2.101	6/4/2012	235,600.00
9/10/2009	MN Trust	CD	2.100	6/8/2012	235,300.00
9/8/2009	MN Trust	SEC	2.100	6/8/2012	245,000.00
9/18/2009	MN Trust	CD	1.991	6/15/2012	237,000.00
12/16/2009	MN Trust	SEC	2.000	6/18/2012	245,000.00
12/22/2009	MN Trust	SEC	1.900	6/22/2012	245,000.00
9/9/2009	MN Trust	CD	2.120	6/25/2012	236,000.00
12/30/2009	MN Trust	SEC	1.700	6/29/2012	245,000.00
11/2/2009	MN Trust	CD	3.000	6/29/2012	245,000.00
12/31/2009	MN Trust	SEC	1.800	7/2/2012	245,000.00
7/27/2010	MN Trust	SEC	1.164	7/26/2012	249,871.23
8/2/2010	MN Trust	SEC	1.091	8/2/2012	249,843.96
8/20/2010	MN Trust	SEC	1.141	8/20/2012	249,883.51
8/3/2009	MN Trust	SEC	3.000	2/1/2013	101,194.00
10/19/2009	MN Trust	SEC	2.100	2/1/2013	800,000.00
9/2/2009	MN Trust	CD	2.550	6/3/2013	227,500.00
9/4/2009	MN Trust	CD	2.558	6/5/2013	455,100.00
8/23/2010	MN Trust	CD	1.300	8/23/2013	240,000.00
10/1/2009	MN Trust	SEC	2.650	12/30/2013	245,000.00
10/13/2009	MN Trust	SEC	2.880	2/1/2014	385,000.00
10/15/2009	MN Trust	SEC	2.880	2/1/2014	935,000.00
6/8/2010	MN Trust	SEC	2.400	2/1/2014	345,000.00
12/20/2010	MN Trust	SEC	1.900	2/1/2014	250,000.00
9/1/2009	MN Trust	SEC	2.980	3/1/2014	723,607.20
7/15/2009	MN Trust	SEC	5.000	2/1/2015	328,432.60
11/12/2009	MN Trust	SEC	3.800	2/1/2015	1,024,310.00
6/8/2010	MN Trust	SEC	2.750	2/1/2015	210,000.00
6/29/2009	MN Trust	SEC	3.350	6/1/2015	472,505.10
12/20/2010	MN Trust	SEC	3.350	2/1/2017	150,000.00
GRAND TOTAL:					<u>\$ 17,175,877.71</u>

January

Wire Transfers

10311	State of Minnesota	MSDLAF	13.75	State Wire Payment - Refund
10311	MSDLAF	Peoples' Bank	149,041.69	December 31, 2010 Payroll - TSA Deductions
10311	MSDLAF	Teachers Federated Credit Union	35,670.37	December 31, 2010 Payroll - Dues
10411	Dakota County	MSDLAF	1,000.28	County Wire Payment - Food Service
10411	MSDLAF	Internal Revenue Service	696.27	December 31, 2010 Payroll - 3rd Party Sick
10511	State of Minnesota	MSDLAF	17,539.68	State Wire Payment - IEP
10511	MSDLAF	State of Minnesota	4,788.00	State Wire Payment - Retiree
10511	MSDLAF	State of Minnesota	3,771.40	State Wire Payment - Child Support
10511	MSDLAF	State of Minnesota	222.00	State Wire Payment - Levies
10511	MSDLAF	Delta Dental	22,359.83	Dental Insurance
10711	MSDLAF	Health Partners	1,061,988.38	Health Insurance
11011	MSDLAF	TRA	246,161.88	December 31, 2010 Payroll - TRA
11011	MSDLAF	PERA	93,313.11	December 31, 2010 Payroll - PERA
11011	MSDLAF	Wells Fargo	121,982.71	Phone Lease Payment
11111	Dakota County	MSDLAF	4,812.78	County Wire Payment -
11211	MSDLAF	Delta Dental	18,039.21	Dental Insurance
11311	MSDLAF	State of Minnesota	337.00	December Sales Tax
11411	State of Minnesota	MSDLAF	5,238,238.84	January 15, 2011 State Aid Payment
11811	MSDLAF	Internal Revenue Service	651,394.68	January 15, 2011 Federal Payroll Taxes
11811	MSDLAF	State of Minnesota	118,959.48	January 15, 2011 State Payroll Taxes
11811	MSDLAF	Peoples' Bank	289,702.98	January 15, 2011 Payroll - TSA Deductions
11811	MSDLAF	Teacher Federated Credit Union	35,670.37	January 15, 2011 Payroll - Dues
11911	MSDLAF	State of Minnesota	3,771.40	January 15, 2011 Payroll - Child Support
11911	MSDLAF	State of Minnesota	182.00	January 15, 2011 Payroll - Levies
11911	MSDLAF	State of Minnesota	3,807.00	January 15, 2011 Payroll - Retirees
12011	State of Minnesota	MSDLAF	3,613.98	State Wire Payment - IEP
12011	MSDLAF	Delta Dental	23,254.19	Dental Insurance
12411	MSDLAF	TRA	239,992.86	January 15, 2011 Payroll - TRA
12511	Dakota County	MSDLAF	1,906,884.97	Tax Distribution

12511 Scott County	MSDLAF	50,412.67	Tax Distribution
12511 MSDLAF	Bond Trust Service	2,043,775.00	General Obligation Refunding Bond Payment
12511 MSDLAF	Bond Trust Service	1,078,825.00	OPEB Bond Payment
12511 MSDLAF	Bond Trust Service	731,831.25	Alternative Facilities Bond Payment
12511 MSDLAF	Wells Fargo	1,808,793.75	Debt Service Payment
12511 MSDLAF	Wells Fargo	862,591.24	Debt Service Payment
12511 MSDLAF	Bond Trust Service	450.00	Agent Fee - OPEB Bonds
12511 MSDLAF	Bond Trust Service	450.00	Agent Fee - Alternative Facilities Bonds
12511 MSDLAF	Pitney Bowes	5,000.00	Mailroom Postage
12611 Dakota County	MSDLAF	333.04	County Wire Payment
12611 MSDLAF	Delta Dental	20,748.51	Dental Insurance
12711 State of Minnesota	MSDLAF	17,363.60	State Wire Payment - Commodity Rebate
12811 State of Minnesota	MSDLAF	4,053,180.26	January 30, 2011 State Aid Payment

CHECK #	TYPE	CHECK AMT	CHECK DATE	VENDOR #	ADDRS #	VENDOR NAME	CHECK STATUS
1002258	E	\$225.00	01/12/11	88888	13406	ALLEN, SUSAN M	OUTSTANDING
1002259	E	\$98.08	01/12/11	88888	15982	ANDERSON, BJORN RS	OUTSTANDING
1002260	E	\$38.95	01/12/11	88888	6858	BARZEE, KATHRYN L	OUTSTANDING
1002261	E	\$225.00	01/12/11	88888	7269	BARTH, TAMI RAE	OUTSTANDING
1002262	E	\$225.00	01/12/11	88888	7839	BARNES, CHERISE C	OUTSTANDING
1002263	E	\$22.23	01/12/11	88888	16422	BEACH, NICHOLIS J	OUTSTANDING
1002264	E	\$33.60	01/12/11	88888	15074	CHAMERLIK, KAREN	OUTSTANDING
1002265	E	\$94.50	01/12/11	88888	9786	COLLINS, LEANNE	OUTSTANDING
1002266	E	\$225.00	01/12/11	88888	5747	CORDAHL, AMBER	OUTSTANDING
1002267	E	\$29.40	01/12/11	88888	17193	CARLSON, BONNIE P	OUTSTANDING
1002268	E	\$152.60	01/12/11	88888	12806	CORBAY, STEPHANIE A	OUTSTANDING
1002269	E	\$225.00	01/12/11	88888	9552	DORIGAN-SLETTE, CYNTHIA M	OUTSTANDING
1002270	E	\$154.90	01/12/11	88888	15792	FEE, TROY R	OUTSTANDING
1002271	E	\$225.00	01/12/11	88888	15993	FAUST, DANIELLE M	OUTSTANDING
1002272	E	\$116.00	01/12/11	88888	7923	GRISWOLD, CHERYL A	OUTSTANDING
1002273	E	\$22.65	01/12/11	88888	7304	GOSSMAN, LISA ANN	OUTSTANDING
1002274	E	\$20.63	01/12/11	88888	14989	GRUENEICH, JANELLE	OUTSTANDING
1002275	E	\$71.40	01/12/11	88888	12139	HIMRICH, JOANNE M	OUTSTANDING
1002276	E	\$118.00	01/12/11	88888	7255	HAUER, PAMELA A	OUTSTANDING
1002277	E	\$225.00	01/12/11	88888	12301	HJERMSTAD, HEATHER	OUTSTANDING
1002278	E	\$208.00	01/12/11	88888	8737	HAMMES, TIMOTHY	OUTSTANDING
1002279	E	\$150.00	01/12/11	88888	14652	HERKENHOFF, PATRICIA ANN	OUTSTANDING
1002280	E	\$45.98	01/12/11	88888	17402	HULTBERG, ANNALISA J	OUTSTANDING
1002281	E	\$70.30	01/12/11	88888	17402	HULTBERG, ANNALISA J	OUTSTANDING
1002282	E	\$75.60	01/12/11	88888	9267	HOLDEN, MATTHEW J	OUTSTANDING
1002283	E	\$122.15	01/12/11	88888	14623	JOHNSHOY, JANET	OUTSTANDING
1002284	E	\$225.00	01/12/11	88888	14624	JORDAN, JOANNA	OUTSTANDING
1002285	E	\$149.40	01/12/11	88888	16709	JOHNSON, SARAH A	OUTSTANDING
1002286	E	\$4036.50	01/12/11	88888	16426	JOHNSON, MICHAEL L	OUTSTANDING
1002287	E	\$1371.00	01/12/11	88888	14984	JOHNSON, AMANDA LYNN	OUTSTANDING
1002288	E	\$35.05	01/12/11	88888	16004	JORGENSEN, SHANNON E	OUTSTANDING
1002289	E	\$199.00	01/12/11	88888	14479	KIBLER, JEANNE	OUTSTANDING
1002290	E	\$132.70	01/12/11	88888	7847	KOLSTAD, MICHELE M	OUTSTANDING
1002291	E	\$75.00	01/12/11	88888	9244	LANGE, LINDA L	OUTSTANDING
1002292	E	\$123.00	01/12/11	88888	9216	MEYER, NANCY L	OUTSTANDING
1002293	E	\$201.50	01/12/11	88888	17325	MOE, JULIA M	OUTSTANDING
1002294	E	\$25.65	01/12/11	88888	14612	MULLINS, CYNTHIA	OUTSTANDING
1002295	E	\$108.00	01/12/11	88888	15112	NELSON, TARA A	OUTSTANDING
1002296	E	\$256.00	01/12/11	88888	16501	NESS, KAREN M	OUTSTANDING
1002297	E	\$225.00	01/12/11	88888	13693	NEAL, BRYENY B	OUTSTANDING
1002298	E	\$225.00	01/12/11	88888	15962	NIESEN, ELIZABETH A	OUTSTANDING
1002299	E	\$211.12	01/12/11	88888	7836	NANIA, PAULA A	OUTSTANDING
1002300	E	\$11.00	01/12/11	88888	16318	PEDERSEN, SARAH R	OUTSTANDING
1002301	E	\$188.35	01/12/11	88888	14964	PARENT, ANDREA J	OUTSTANDING
1002302	E	\$166.25	01/12/11	88888	14609	ROESKE, MELISSA L	OUTSTANDING
1002303	E	\$49.90	01/12/11	88888	17306	ROBERTS-SIMMONS, MARGIE	OUTSTANDING
1002304	E	\$56.53	01/12/11	88888	15952	RISIUS, SUSAN L	OUTSTANDING
1002305	E	\$225.00	01/12/11	88888	11808	SPODEN, ANNEMARIE	OUTSTANDING
1002306	E	\$225.00	01/12/11	88888	14961	SPRY, KARIE	OUTSTANDING
1002307	E	\$700.00	01/12/11	88888	17282	SCHEUNEMAN, KRISTEN JOY	OUTSTANDING
1002308	E	\$44.90	01/12/11	88888	6855	SCHILLING, PAM A	OUTSTANDING
1002309	E	\$24.98	01/12/11	88888	6855	SCHILLING, PAM A	OUTSTANDING

CHECK #	TYPE	CHECK AMT	CHECK DATE	VENDOR #	ADDRS #	VENDOR NAME	CHECK STATUS
1002310	E	\$39.77	01/12/11	88888	15288	STAPP, BENJAMIN	OUTSTANDING
1002311	E	\$225.00	01/12/11	88888	16021	STREET, CHERYL K	OUTSTANDING
1002312	E	\$9.00	01/12/11	88888	16194	SCALZO, KRISTIN	OUTSTANDING
1002313	E	\$30.21	01/12/11	88888	13385	SPERAL, JAMES S	OUTSTANDING
1002314	E	\$128.45	01/12/11	88888	4356	SIMON, GLENN D.	OUTSTANDING
1002315	E	\$225.00	01/12/11	88888	16023	VODNICK, SARAH A	OUTSTANDING
1002316	E	\$74.30	01/12/11	88888	17169	VAUGHT, ELIZABETH C	OUTSTANDING
1002317	E	\$225.00	01/12/11	88888	10536	WEIERS, PAMELA	OUTSTANDING
1002318	E	\$7.49	01/12/11	88888	10972	WITTNEBEL, KATHY	OUTSTANDING
1002319	E	\$1587.42	01/12/11	88888	16469	WEIN, JORDAN M	OUTSTANDING
1002320	E	\$75.00	01/12/11	88888	16831	WRIGHT, KEVIN P	OUTSTANDING
1002321	E	\$79.99	01/12/11	88888	12647	WALLER MCDEVITT, JENNIFER	OUTSTANDING
1002322	E	\$247.50	01/19/11	88888	7770	ANDERSON, MEGAN	OUTSTANDING
1002323	E	\$31.71	01/19/11	88888	17292	CALNON, JENNIFER	OUTSTANDING
1002324	E	\$75.00	01/19/11	88888	16752	FOX, JYLAINE RAE	OUTSTANDING
1002325	E	\$46.95	01/19/11	88888	4030	HUBBARD, DEBRA	OUTSTANDING
1002326	E	\$6.86	01/19/11	88888	10045	HEID, DEBRA L	OUTSTANDING
1002327	E	\$230.00	01/19/11	88888	14984	JOHNSON, AMANDA LYNN	OUTSTANDING
1002328	E	\$95.00	01/19/11	88888	16375	KUHLMAN, SUSAN M	OUTSTANDING
1002329	E	\$37.43	01/19/11	88888	16167	KNUTSON, CHRISTINE	OUTSTANDING
1002330	E	\$1074.00	01/19/11	88888	16188	KLOECKL, SARAH ANN	OUTSTANDING
1002331	E	\$81.26	01/19/11	88888	8868	LAATSCH, REBECCA	OUTSTANDING
1002332	E	\$21.60	01/19/11	88888	17304	LARSON, RACHAEL M	OUTSTANDING
1002333	E	\$143.30	01/19/11	88888	15808	ESPINOZA, CYNTHIA L	OUTSTANDING
1002334	E	\$70.00	01/19/11	88888	17146	MCDONALD, PATRICIA A	OUTSTANDING
1002335	E	\$63.56	01/19/11	88888	16710	MILO, JOANNA E	OUTSTANDING
1002336	E	\$46.76	01/19/11	88888	7326	MORRISSETTE, BRUCE P	OUTSTANDING
1002337	E	\$168.76	01/19/11	88888	12351	PORTER, JANICE	OUTSTANDING
1002338	E	\$2014.50	01/19/11	88888	12351	PORTER, JANICE	OUTSTANDING
1002339	E	\$47.40	01/19/11	88888	13144	ROLF, BRENDA J	OUTSTANDING
1002340	E	\$10.00	01/19/11	88888	11689	SCHWAB, ANGELA M	OUTSTANDING
1002341	E	\$175.90	01/19/11	88888	16695	SCHWAB, MICHELLE M	OUTSTANDING
1002342	E	\$100.00	01/19/11	88888	13651	SEXTON, MARCIA	OUTSTANDING
1002343	E	\$10.97	01/19/11	88888	16298	WALCZAK, BRANDON	OUTSTANDING
1002344	E	\$30.00	01/19/11	88888	16345	WALCZAK, CHERYL M	OUTSTANDING
1002345	E	\$36.42	01/19/11	88888	16401	WALGENBACH, RACHEL C	OUTSTANDING
1002346	E	\$11.70	01/19/11	88888	15727	ZICKRICK, SANDRA	OUTSTANDING
1002347	E	\$9.99	01/26/11	88888	9390	ANDERSON, BARBARA JEAN	OUTSTANDING
1002348	E	\$74.05	01/26/11	88888	9829	BONNEVILLE, JON G	OUTSTANDING
1002349	E	\$51.90	01/26/11	88888	13957	BERRA, ANGELA M	OUTSTANDING
1002350	E	\$18.28	01/26/11	88888	16876	BARTLE, WHITNEY L	OUTSTANDING
1002351	E	\$35.60	01/26/11	88888	17401	CLEAR, JEFFREY P	OUTSTANDING
1002352	E	\$6.36	01/26/11	88888	7863	CASTLE, KATHERINE	OUTSTANDING
1002353	E	\$400.00	01/26/11	88888	16560	CLEGG, RANDALL B	OUTSTANDING
1002354	E	\$36.00	01/26/11	88888	17218	DEERING, BETSY M	OUTSTANDING
1002355	E	\$39.90	01/26/11	88888	2117	DORNFELD, DANIEL J	OUTSTANDING
1002356	E	\$213.31	01/26/11	88888	17175	FUNSTON, KATHY L	OUTSTANDING
1002357	E	\$578.30	01/26/11	88888	9689	FINN, FAY E	OUTSTANDING
1002358	E	\$177.60	01/26/11	88888	8297	GALLAND, JOHN	OUTSTANDING
1002359	E	\$225.00	01/26/11	88888	8309	HENDRIX, EUGENIA M	OUTSTANDING
1002360	E	\$170.29	01/26/11	88888	14710	HARTOG, KARRA L	OUTSTANDING
1002361	E	\$18.88	01/26/11	88888	14501	HARRISON, STACY LYNN	OUTSTANDING

CHECK #	TYPE	CHECK AMT	CHECK DATE	VENDOR #	ADDRS #	VENDOR NAME	CHECK STATUS
1002362	E	\$42.95	01/26/11	88888	11818	HAMMER, JEFFREY	OUTSTANDING
1002363	E	\$133.35	01/26/11	88888	14601	HOESCHEN, KERRY	OUTSTANDING
1002364	E	\$6.87	01/26/11	88888	16004	JORGENSEN, SHANNON E	OUTSTANDING
1002365	E	\$195.53	01/26/11	88888	15691	KING, LAURIE J	OUTSTANDING
1002366	E	\$26.40	01/26/11	88888	14118	KOMAR, KAREN K	OUTSTANDING
1002367	E	\$69.88	01/26/11	88888	274	KLATTE, JEAN H	OUTSTANDING
1002368	E	\$68.47	01/26/11	88888	10140	MACKEY, GALE M	OUTSTANDING
1002369	E	\$225.00	01/26/11	88888	15693	MEULEBROECK, SUSANNE	OUTSTANDING
1002370	E	\$78.76	01/26/11	88888	11073	MEYER, CHAD	OUTSTANDING
1002371	E	\$36.99	01/26/11	88888	13693	NEAL, BRYENY B	OUTSTANDING
1002372	E	\$221.05	01/26/11	88888	9756	NELSON, ROBERT J	OUTSTANDING
1002373	E	\$58.90	01/26/11	88888	15177	NOONAN, TIMOTHY P	OUTSTANDING
1002374	E	\$50.00	01/26/11	88888	10313	OLSON, AMY	OUTSTANDING
1002375	E	\$121.54	01/26/11	88888	8627	ORTH, STEVEN D. R.	OUTSTANDING
1002376	E	\$9.49	01/26/11	88888	16287	PERALTA, NANCY E	OUTSTANDING
1002377	E	\$187.27	01/26/11	88888	16906	RHODE, JOEL T	OUTSTANDING
1002378	E	\$49.70	01/26/11	88888	16906	RHODE, JOEL T	OUTSTANDING
1002379	E	\$5.00	01/26/11	88888	17306	ROBERTS-SIMMONS, MARGIE	OUTSTANDING
1002380	E	\$225.00	01/26/11	88888	12335	SCHLICHTING, CATHERINE	OUTSTANDING
1002381	E	\$17.67	01/26/11	88888	16940	SHERMAN, KARLEEN G	OUTSTANDING
1002382	E	\$86.12	01/26/11	88888	16213	STAHLY, JANICE	OUTSTANDING
1002383	E	\$65.50	01/26/11	88888	16213	STAHLY, JANICE	OUTSTANDING
1002384	E	\$97.36	01/26/11	88888	16979	SYLVESTER, GREGORY	OUTSTANDING
1002385	E	\$17.05	01/26/11	88888	15695	THOMPSON, HYE-JEONG M	OUTSTANDING
1002386	E	\$196.10	01/26/11	88888	7841	VANDERWOUDE, MARK B	OUTSTANDING
1002387	E	\$54.91	01/26/11	88888	184	WOLF, PATRICIA ANNE	OUTSTANDING
1002388	E	\$172.32	02/03/11	88888	14115	ANDREWS, BRIDGETTE	OUTSTANDING
1002389	E	\$114.93	02/03/11	88888	15237	BEAL, DIANE E	OUTSTANDING
1002390	E	\$73.64	02/03/11	88888	8725	BORNE, SUSAN R	OUTSTANDING
1002391	E	\$225.00	02/03/11	88888	13411	BRINKMAN, CAROLE I	OUTSTANDING
1002392	E	\$44.40	02/03/11	88888	12319	CIN, STEPHANIE P	OUTSTANDING
1002393	E	\$23.92	02/03/11	88888	11980	DERENDAL, BARBARA L	OUTSTANDING
1002394	E	\$63.96	02/03/11	88888	16949	FAUST, AMY K	OUTSTANDING
1002395	E	\$33.74	02/03/11	88888	8128	GIERADA, BARBARA L	OUTSTANDING
1002396	E	\$81.35	02/03/11	88888	4110	GOETZ, DEBORAH E	OUTSTANDING
1002397	E	\$32.15	02/03/11	88888	13378	HAPPE, NICOLE	OUTSTANDING
1002398	E	\$50.40	02/03/11	88888	13378	HAPPE, NICOLE	OUTSTANDING
1002399	E	\$97.60	02/03/11	88888	14601	HOESCHEN, KERRY	OUTSTANDING
1002400	E	\$575.51	02/03/11	88888	13202	HRIMNAK, SANDI J	OUTSTANDING
1002401	E	\$32.56	02/03/11	88888	17301	IZEA-MARTINEZ, IVETTE	OUTSTANDING
1002402	E	\$9.99	02/03/11	88888	16428	JORDAN, ALLISON A	OUTSTANDING
1002403	E	\$188.19	02/03/11	88888	16789	KRONABETTER, JULIE	OUTSTANDING
1002404	E	\$22.44	02/03/11	88888	14243	LAQUA, NANCY	OUTSTANDING
1002405	E	\$48.58	02/03/11	88888	17324	MALONE, MEGGAN J	OUTSTANDING
1002406	E	\$44.67	02/03/11	88888	16679	MARTIN, ANGELA R	OUTSTANDING
1002407	E	\$89.94	02/03/11	88888	16675	MASON, BRIDGET C	OUTSTANDING
1002408	E	\$68.28	02/03/11	88888	7838	MOULSOFF, NORINE L	OUTSTANDING
1002409	E	\$26.00	02/03/11	88888	7915	PIHL, BETTE J	OUTSTANDING
1002410	E	\$49.64	02/03/11	88888	17471	SCHMID, JAMES D	OUTSTANDING
1002411	E	\$81.70	02/03/11	88888	8182	SMITH-LOSSIAH, SHARON KAY	OUTSTANDING
1002412	E	\$188.25	02/03/11	88888	12439	STACHOWSKI, SUSAN C	OUTSTANDING
1002413	E	\$36.87	02/03/11	88888	16064	TAYLOR, REBECCA D	OUTSTANDING

CHECK #	TYPE	CHECK AMT	CHECK DATE	VENDOR #	ADDRS #	VENDOR NAME	CHECK STATUS
1002414	E	\$6.15	02/03/11	88888	16064	TAYLOR, REBECCA D	OUTSTANDING
1002415	E	\$49.64	02/03/11	88888	17470	TEIKEN, PAULA	OUTSTANDING
1002416	E	\$75.00	02/03/11	88888	10288	TOMOSON, RHONDA G	OUTSTANDING
1002417	E	\$18.90	02/03/11	88888	17323	VITULLO, KIMBERLY J	OUTSTANDING
1002418	E	\$11.55	02/03/11	88888	17323	VITULLO, KIMBERLY J	OUTSTANDING
1002419	E	\$117.30	02/03/11	88888	15911	WILLSON, DAWN M	OUTSTANDING
TOTAL # OF ISSUED CHECKS:			162	TOTAL AMOUNT		27250.90	
TOTAL # OF VOIDED CHECKS:			0	TOTAL AMOUNT		0.00	
TOTAL # OF UNISSUED CHECKS:			0				

CHECK #	TYPE	CHECK AMT	CHECK DATE	VENDOR #	ADDRS #	VENDOR NAME	CHECK STATUS
405146	S	\$1068.75	01/11/11	27343	0	ACCURATE HOME CARE, LLC	CLEARED
405147	S	\$71.00	01/11/11	23014	0	ADDY, DAVID	CLEARED
405148	S	\$207.61	01/11/11	06215	0	AIRPORT TAXI, INC.	CLEARED
405149	S	\$60.00	01/11/11	27129	0	ALI, AMAAL	CLEARED
405150	S	\$2016.00	01/11/11	26795	1	ALLIED PROFESSIONALS, INC.	CLEARED
405151	S	\$1040.00	01/11/11	27503	0	AMERICA SINGS!	CLEARED
405152	S	\$617.50	01/11/11	01365	0	AMERIPRIDE LINEN AND APPAREL SERVICES	CLEARED
405153	S	\$80.95	01/11/11	00428	0	ARAMARK	CLEARED
405154	S	\$129.00	01/11/11	26992	0	BABICH, CARL	CLEARED
405155	S	\$16.00	01/11/11	00016	2008	BECK, APRIL	CLEARED
405156	S	\$105.00	01/11/11	26486	0	BERGE, KEVIN	OUTSTANDING
405157	S	\$133.87	01/11/11	27124	0	BOLDTHEN, TRAE J.	CLEARED
405158	S	\$77.00	01/11/11	27506	0	BREITLOW, JEFF	CLEARED
405159	S	\$980.00	01/11/11	03694	0	BURNSVILLE BLAZE FOOTBALL BOOSTERS	CLEARED
405160	S	\$8960.00	01/11/11	27504	0	CAPELLA UNIVERSITY	CLEARED
405161	S	\$67.00	01/11/11	25513	1	CHURCH OFFSET PRINTING, INC.	CLEARED
405162	S	\$313.75	01/11/11	21336	0	COMMUNICATION SERVICE FOR THE DEAF, INC.	CLEARED
405163	S	\$129.00	01/11/11	26492	0	CUNDY, BRODIE	CLEARED
405164	S	\$45151.75	01/11/11	24183	0	DAKOTA TRANSPORT, INC.	CLEARED
405165	S	\$5000.00	01/11/11	24574	0	DENNIS DAHLMAN CONSULTING, LLC	CLEARED
405166	S	\$30.00	01/11/11	22323	0	DOCUMENT DESTRUCTION SERVICE LTD, INC.	CLEARED
405167	S	\$6188.00	01/11/11	20041	1	EAGLE BLUFF ENVIRONMENTAL LEARNING CENTER	CLEARED
405168	S	\$61493.00	01/11/11	01475	0	FRIEDGES LANDSCAPING, INC.	CLEARED
405169	S	\$60.00	01/11/11	21339	0	GOMEZ, THERESA	CLEARED
405170	S	\$63.00	01/11/11	21290	0	GORMLEY, DAN	CLEARED
405171	S	\$360.50	01/11/11	08754	0	GUTHRIE THEATER	CLEARED
405172	S	\$1917.00	01/11/11	03539	1	H & A ADMINISTRATORS	CLEARED
405173	S	\$1551.64	01/11/11	01641	0	H&B SPECIALIZED PRODUCTS, INC.	CLEARED
405174	S	\$77.00	01/11/11	27505	0	HAGBERG, CRAIG	CLEARED
405175	S	\$71.00	01/11/11	22710	0	HARRIS, DENNIS	CLEARED
405176	S	\$60.00	01/11/11	26968	0	HERBY, DONOVAN	CLEARED
405177	S	\$277.74	01/11/11	01394	1	IND. SCHOOL DIST. 196	CLEARED
405178	S	\$15105.24	01/11/11	09327	0	INTERMEDIATE SCHOOL DISTRICT 917	CLEARED
405179	S	\$276.21	01/11/11	22921	0	JOHNSON, AYRLAHN	CLEARED
405180	S	\$1196.96	01/11/11	26011	0	KEGEL, STANLEY	CLEARED
405181	S	\$40.92	01/11/11	26406	0	KLATTE, JERRY	CLEARED
405182	S	\$495.80	01/11/11	24920	0	LILLIE SUBURBAN NEWSPAPERS, INC.	CLEARED
405183	S	\$539.34	01/11/11	24253	0	LOFFLER COMPANIES, INC.	CLEARED
405184	S	\$145.00	01/11/11	27308	0	MADSEN, KAREN KAY	CLEARED
405185	S	\$63.00	01/11/11	08647	0	MARSHALL, JAMES	CLEARED
405186	S	\$75.00	01/11/11	26482	0	MCDOWALL, DAN	CLEARED
405187	S	\$275.00	01/11/11	08118	0	METRO ATHLETIC SUPPLY	CLEARED
405188	S	\$380.00	01/11/11	09215	0	MN CHILDREN'S MUSEUM	CLEARED
405189	S	\$150.00	01/11/11	07361	1	MN NINTH GRADE AND UNDER WRESTLING LEAGUE	OUTSTANDING
405190	S	\$120.00	01/11/11	24879	0	PEREZ, MELISSA M.	CLEARED
405191	S	\$386.73	01/11/11	26009	0	PHENECIE, ROBERT	CLEARED
405192	S	\$189.13	01/11/11	23374	0	RECYCLE TECHNOLOGIES, INC.	CLEARED
405193	S	\$8333.33	01/11/11	09588	1	SAVAGE, CITY OF	CLEARED
405194	S	\$21.96	01/11/11	03532	0	SCHMITT MUSIC	CLEARED
405195	S	\$60.00	01/11/11	27486	0	SHOOK, RILEY	CLEARED
405196	S	\$175.00	01/11/11	03587	1	SIMPLEX GRINNELL	CLEARED
405197	S	\$66.50	01/11/11	02683	0	SPANGLER, JOHN	OUTSTANDING

CHECK #	TYPE	CHECK AMT	CHECK DATE	VENDOR #	ADDRS #	VENDOR NAME	CHECK STATUS
405198	S	\$736.72	01/11/11	22020	0	SPHERION CORPORATION	CLEARED
405199	S	\$3350.00	01/11/11	09651	0	ST. JOHN THE BAPTIST CATHOLIC SCHOOL	CLEARED
405200	S	\$600.00	01/11/11	08203	0	TIES	CLEARED
405201	S	\$1035.00	01/11/11	21008	0	TLC SPECIAL TRANSPORTATION	CLEARED
405202	S	\$850.00	01/11/11	25501	0	TREKELL, HEATH	CLEARED
405203	S	\$246.17	01/11/11	04417	1	US FOODSERVICE	CLEARED
405204	S	\$92.07	01/11/11	20422	0	WENDORF, VERN	CLEARED
405205	S	\$1600.00	01/11/11	27357	0	ZRUST, CHRISTINA	CLEARED
405206	S	\$77.00	01/13/11	27097	0	ADAMS, TOM	CLEARED
405207	S	\$180.00	01/13/11	00000	492	ALT, ABIGAIL	CLEARED
405208	S	\$278984.21	01/13/11	27335	0	AMERICAN HEALTH RESOURCES	CLEARED
405209	S	\$21908.54	01/13/11	21261	0	ANDERSON BUS COMPANY, INC.	CLEARED
405210	S	\$107.00	01/13/11	26993	0	BABICH, CHRIS	CLEARED
405211	S	\$40.00	01/13/11	00000	491	BATULIS, BROOK	CLEARED
405212	S	\$74.00	01/13/11	24082	0	BENDELL, DAN	CLEARED
405213	S	\$201.00	01/13/11	03931	0	BERRY COFFEE COMPANY	CLEARED
405214	S	\$129.00	01/13/11	25956	0	BOERBOON, JAKE	CLEARED
405215	S	\$24.00	01/13/11	00000	489	BUGENSTEIN, JEFFREY	CLEARED
405216	S	\$14260.00	01/13/11	00435	0	BURNSVILLE ICE CENTER	CLEARED
405217	S	\$272.00	01/13/11	08957	1	BURNSVILLE ROTARY BREAKFAST	OUTSTANDING
405218	S	\$435.50	01/13/11	00673	0	BURNSVILLE, CITY OF	CLEARED
405219	S	\$2009.06	01/13/11	00132	0	CLINICARE CORPORATION	CLEARED
405220	S	\$800.00	01/13/11	27509	0	COLE, ALEXANDER D.	CLEARED
405221	S	\$153.85	01/13/11	26695	1	COMPVIEW INC.	CLEARED
405222	S	\$1277.50	01/13/11	25919	0	CORDOVA-MORALES, LETICIA	CLEARED
405223	S	\$54936.66	01/13/11	00809	0	DAKOTA ELECTRIC ASSOCIATION	CLEARED
405224	S		01/13/11	00809	0	UNISSUED	UNISSUED
405225	S	\$1440.00	01/13/11	20524	0	DEWALD, RINA C.	CLEARED
405226	S	\$429.80	01/13/11	27483	0	DOUBLE TAKE PROMOTIONAL PRODUCTS	CLEARED
405227	S	\$100.00	01/13/11	01049	0	EAGAN, CITY OF	CLEARED
405228	S	\$3773.60	01/13/11	09272	1	ECM DISTRIBUTION	CLEARED
405229	S	\$214.00	01/13/11	23645	0	ESTR PUBLICATIONS	OUTSTANDING
405230	S	\$337.50	01/13/11	04416	0	FAIRVIEW	CLEARED
405231	S	\$542372.36	01/13/11	03328	0	FIRST STUDENT, INC.	CLEARED
405232	S	\$593.20	01/13/11	24191	2	FRASER CHILD & FAMILY CENTER	CLEARED
405233	S	\$56.27	01/13/11	27388	0	FUNK, WAYNE	CLEARED
405234	S	\$2890.00	01/13/11	23990	0	FUTURA LANGUAGE PROFESSIONALS	CLEARED
405235	S	\$9.00	01/13/11	00016	2010	GAHLIN, SARAH	CLEARED
405236	S	\$420.00	01/13/11	26803	0	HASSAN, RAHMA	CLEARED
405237	S	\$62.50	01/13/11	26968	0	HERBY, DONOVAN	CLEARED
405238	S	\$1600.00	01/13/11	E0272	0	HILL, MARY LOUISE	OUTSTANDING
405239	S	\$245.21	01/13/11	02483	0	INTEGRA TELECOM	CLEARED
405240	S	\$63.00	01/13/11	01703	0	JOHNSON, ANDY	CLEARED
405241	S	\$6232.70	01/13/11	08356	1	KENNEDY & GRAVEN, CHARTERED	CLEARED
405242	S	\$77.00	01/13/11	25504	0	KENT, BRUCE	OUTSTANDING
405243	S	\$9.00	01/13/11	00016	2009	LABATHE, SUMIYAH	OUTSTANDING
405244	S	\$129.00	01/13/11	26417	0	LARSEN, BRETT	CLEARED
405245	S	\$71.00	01/13/11	07719	0	LEIGHTON, TIM	CLEARED
405246	S	\$107.00	01/13/11	26493	0	LIKES, TIMOTHY	CLEARED
405247	S	\$495.80	01/13/11	24920	0	LILLIE SUBURBAN NEWSPAPERS, INC.	CLEARED
405248	S	\$63.00	01/13/11	08647	0	MARSHALL, JAMES	CLEARED
405249	S	\$350.00	01/13/11	02538	0	MESPA	CLEARED

CHECK #	TYPE	CHECK AMT	CHECK DATE	VENDOR #	ADDRS #	VENDOR NAME	CHECK STATUS
405250	S	\$600.00	01/13/11	27510	0	MINNESOTA CHAMBER OF COMMERCE	CLEARED
405251	S	\$1049.00	01/13/11	24621	0	MINNESOTA PREMIER PUBLICATIONS	CLEARED
405252	S	\$150.00	01/13/11	03936	2	MINNETONKA PUBLIC SCHOOLS SITE VISIT	CLEARED
405253	S	\$100.00	01/13/11	03164	0	MN MUSIC EDUCATORS ASSOCIATION	CLEARED
405254	S	\$823.00	01/13/11	22324	0	MULTILINGUAL WORD, INC.	CLEARED
405255	S	\$360.00	01/13/11	24243	0	MUNOZ, MARIBEL	CLEARED
405256	S	\$70.00	01/13/11	08681	0	NATIONAL GEOGRAPHY CHALLENGE	CLEARED
405257	S	\$210.00	01/13/11	25019	0	NEEDHAM, BRENDA	CLEARED
405258	S	\$552.50	01/13/11	02752	0	NORTH AMERICAN ASSOCIATION OF	OUTSTANDING
405259	S	\$207.45	01/13/11	23915	0	OKLAHOMA SCORING SERVICE, INC.	CLEARED
405260	S	\$109.55	01/13/11	25300	1	ORANGE TREE EMPLOYMENT SCREENING	CLEARED
405261	S	\$180.00	01/13/11	26396	0	OSMAN, NIMO	CLEARED
405262	S	\$74.00	01/13/11	20649	0	PIRAM, GARY	CLEARED
405263	S	\$49.56	01/13/11	25860	0	PRIORITY COURIER EXPERTS	CLEARED
405264	S	\$17903.00	01/13/11	23848	0	SFM	CLEARED
405265	S	\$11632.05	01/13/11	23848	0	SFM	CLEARED
405266	S	\$60.00	01/13/11	27486	0	SHOOK, RILEY	CLEARED
405267	S	\$200.00	01/13/11	01076	1	SOUTHWEST NEWSPAPERS	CLEARED
405268	S	\$129.00	01/13/11	00060	0	STRAND, JIM	CLEARED
405269	S	\$2811.52	01/13/11	26627	0	THE PLAYS THE THING PRODUCTIONS	CLEARED
405270	S	\$74.00	01/13/11	22337	0	THEISEN, CHAD	CLEARED
405271	S	\$24067.50	01/13/11	21008	0	TLC SPECIAL TRANSPORTATION	CLEARED
405272			01/13/11	21008	0	UNISSUED	UNISSUED
405273			01/13/11	21008	0	UNISSUED	UNISSUED
405274			01/13/11	21008	0	UNISSUED	UNISSUED
405275			01/13/11	21008	0	UNISSUED	UNISSUED
405276			01/13/11	21008	0	UNISSUED	UNISSUED
405277	S	\$120.00	01/13/11	24968	0	TRANG, KRISTINE	CLEARED
405278	S	\$92.07	01/13/11	20422	0	WENDORF, VERN	CLEARED
405279	S	\$537.28	01/13/11	04451	1	XEROX CORPORATION	CLEARED
405280	S	\$13846.78	01/13/11	04451	7	XEROX CORPORATION	CLEARED
405281			01/13/11	04451	0	UNISSUED	UNISSUED
405282	S	\$979.36	01/13/11	04451	9	XEROX CORPORATION	CLEARED
405283	S	\$290.79	01/13/11	04451	10	XEROX CORPORATION	CLEARED
405284	S	\$225.00	01/18/11	25993	0	ABBOTT, TONY	OUTSTANDING
405285	S	\$1000.00	01/18/11	25481	0	ABRA - BURNSVILLE	OUTSTANDING
405286	S	\$627.30	01/18/11	04895	0	ASSOCIATION OF CLERICAL EMPLOYEES	OUTSTANDING
405287	S	\$1164.19	01/18/11	26720	0	BLUE BELL ENTERPRISES, INC.	CLEARED
405288	S	\$1129.00	01/18/11	09972	0	BUCK HILL, INC.	CLEARED
405289	S	\$570.00	01/18/11	04122	1	CALCULATORS INC.	CLEARED
405290	S	\$195.00	01/18/11	23556	0	CARLSON, KARL F.	CLEARED
405291	S	\$21050.65	01/18/11	02519	0	CENTERPOINT ENERGY	CLEARED
405292	S	\$3655.38	01/18/11	02519	3	CENTERPOINT ENERGY SERVICES, INC.	CLEARED
405293	S	\$1018.50	01/18/11	08621	1	CHILDREN'S THEATRE COMPANY	CLEARED
405294	S	\$71.00	01/18/11	04698	0	CHROMY, TOM	OUTSTANDING
405295	S	\$112.00	01/18/11	22013	0	CUSTOM WATER WORKS	CLEARED
405296	S	\$358.00	01/18/11	26702	0	DELTA MANAGEMENT ASSOCIATES, INC.	CLEARED
405297	S	\$224.00	01/18/11	27334	0	DS ERICKSON	CLEARED
405298	S	\$523.37	01/18/11	01002	0	EAGAN, CITY OF	CLEARED
405299	S	\$3111.11	01/18/11	02333	1	EARTHGRAINS CO.	CLEARED
405300	S	\$125.00	01/18/11	26974	0	GENEREUX, PAUL	CLEARED
405301	S	\$706.18	01/18/11	07390	0	GREATER TWIN CITIES UNITED WAY	CLEARED

CHECK #	TYPE	CHECK AMT	CHECK DATE	VENDOR #	ADDRS #	VENDOR NAME	CHECK STATUS
405302	S	\$20244.26	01/18/11	24130	0	HASTINGS CO-OP CREAMERY	CLEARED
405303			01/18/11	24130	0	UNISSUED	UNISSUED
405304	S	\$65.00	01/18/11	26968	0	HERBY, DONOVAN	CLEARED
405305	S	\$565.00	01/18/11	27391	0	ILLINOIS STATE DISBURSEMENT UNIT	CLEARED
405306	S	\$618.89	01/18/11	26918	0	IMB DISTRIBUTION	CLEARED
405307	S	\$77.00	01/18/11	01894	0	KORBA, SCOTT	OUTSTANDING
405308	S	\$123.00	01/18/11	09971	0	LILLEMOEN, JON	OUTSTANDING
405309	S	\$64.00	01/18/11	21638	0	MCLAUGHLIN, JERRY	OUTSTANDING
405310	S	\$352.80	01/18/11	00624	0	MN HISTORICAL SOCIETY	CLEARED
405311	S	\$156.00	01/18/11	02854	1	MN UI FUND	CLEARED
405312	S	\$5412.37	01/18/11	04476	0	NATIONAL TREASURE KUNG FU INC	CLEARED
405313	S	\$4323.45	01/18/11	22639	1	NEXTEL	CLEARED
405314	S	\$55.26	01/18/11	02489	1	OFFICE DEPOT COMPANY	CLEARED
405315	S	\$1221.64	01/18/11	26086	0	ORKIN COMMERCIAL SERVICES	CLEARED
405316	S	\$9.00	01/18/11	00000	493	PETERSON, KELSEY	OUTSTANDING
405317	S	\$58.52	01/18/11	08685	1	PIONEER PRESS	CLEARED
405318	S	\$470.00	01/18/11	26388	0	RAUSCH, STURM, ISRAEL, ENERSON & HORNIK	CLEARED
405319	S	\$225.00	01/18/11	25927	0	ROSSINI, CHRIS	CLEARED
405320	S	\$65.00	01/18/11	27486	0	SHOOK, RILEY	CLEARED
405321	S	\$225.00	01/18/11	26441	0	SYMANITZ, DAVID	OUTSTANDING
405322	S	\$275.00	01/18/11	27356	0	TERHAAR, ARCHIBALD, PFEFFERLE & GRIEBEL, LLP	CLEARED
405323	S	\$171.00	01/18/11	23463	7	UNITED STATES TREASURY	CLEARED
405324	S	\$60.00	01/18/11	23463	11	UNITED STATES TREASURY	CLEARED
405325	S	\$225.00	01/18/11	23463	14	UNITED STATES TREASURY	CLEARED
405326	S	\$290.00	01/18/11	08595	0	UNIVERSITY OF MINNESOTA-TUITION	CLEARED
405327	S	\$40.00	01/18/11	02813	1	US DEPARTMENT OF EDUCATION	CLEARED
405328	S	\$81.84	01/18/11	20422	0	WENDORF, VERN	CLEARED
405329	S	\$14375.06	01/18/11	02776	0	XCEL ENERGY	CLEARED
405330	S	\$259.00	01/21/11	05599	0	1ST LINE/LEEWES VENTURES LLC	CLEARED
405331	S	\$3249.00	01/21/11	06890	2	ADVANTAGE EDUCATIONAL PROGRAMS LLC	CLEARED
405332	S	\$486.62	01/21/11	04958	2	ATLAS PEN & PENCIL CORP.	CLEARED
405333	S	\$107.00	01/21/11	26993	0	BABICH, CHRIS	CLEARED
405334	S	\$243.00	01/21/11	03931	0	BERRY COFFEE COMPANY	CLEARED
405335	S	\$195.00	01/21/11	06939	0	BUREAU OF CRIMINAL APPREHENSION	CLEARED
405336	S	\$70.00	01/21/11	25670	0	CARLSON, WAYNE	CLEARED
405337	S	\$1000.00	01/21/11	08621	1	CHILDREN'S THEATRE COMPANY	CLEARED
405338	S	\$1328.50	01/21/11	08621	1	CHILDREN'S THEATRE COMPANY	CLEARED
405339	S	\$249.62	01/21/11	00502	0	CORNERSTONE COPY CENTER	CLEARED
405340	S	\$116.60	01/21/11	23099	0	DEX MEDIA EAST, INC	CLEARED
405341	S	\$180.00	01/21/11	00875	1	DRAMATIC PUBLISHING	CLEARED
405342	S	\$3184.50	01/21/11	26379	0	EPN TRAVEL SERVICES, INC.	CLEARED
405343	S	\$1633.96	01/21/11	23060	1	FARONICS TECHNOLOGIES USA INC.	CLEARED
405344	S	\$195984.81	01/21/11	03328	0	FIRST STUDENT, INC.	CLEARED
405345	S	\$101.58	01/21/11	01231	0	FLINN SCIENTIFIC, INC.	CLEARED
405346	S	\$165.50	01/21/11	24032	0	GAME TIME	CLEARED
405347	S	\$182.50	01/21/11	21161	1	GCS SERVICE, INC.	CLEARED
405348	S	\$129.00	01/21/11	23541	0	GERVAIS, DAVE	CLEARED
405349	S	\$77.00	01/21/11	27126	0	GHIZONI, DAVID	CLEARED
405350	S	\$71.00	01/21/11	24168	0	GRIFFITHS, DAN	OUTSTANDING
405351	S	\$125.00	01/21/11	27516	0	HARRIS, JOHN	CLEARED
405352	S	\$165.00	01/21/11	26803	0	HASSAN, RAHMA	CLEARED
405353	S	\$60.00	01/21/11	26968	0	HERBY, DONOVAN	CLEARED

CHECK #	TYPE	CHECK AMT	CHECK DATE	VENDOR #	ADDRS #	VENDOR NAME	CHECK STATUS
405354	S	\$2964.24	01/21/11	01685	1	HOUGHTON MIFFLIN COMPANY	CLEARED
405355	S	\$16603.20	01/21/11	20347	1	HOUSE OF PRINT	CLEARED
405356	S	\$598.00	01/21/11	24274	1	INNOVATIVE OFFICE SOLUTIONS	CLEARED
405357	S	\$107.51	01/21/11	02483	0	INTEGRA TELECOM	CLEARED
405358	S	\$1050.00	01/21/11	27512	0	JEFFERSON PARTNERS LP	CLEARED
405359	S	\$77.00	01/21/11	27514	0	JEPSON, NATHAN A.	CLEARED
405360	S	\$267.00	01/21/11	24067	0	JOHNSON, DENNIS	CLEARED
405361	S	\$55.00	01/21/11	27517	0	KASSIS, DAN	OUTSTANDING
405362	S	\$77.00	01/21/11	25504	0	KENT, BRUCE	OUTSTANDING
405363	S	\$1187.84	01/21/11	E1614	0	KING, PETER	CLEARED
405364	S	\$71.00	01/21/11	05047	0	KOCKELMAN, DEAN	CLEARED
405365	S	\$70.00	01/21/11	03225	0	KORTE, STEVE	CLEARED
405366	S	\$289.00	01/21/11	00014	1198	LANDAIS, KERRY	CLEARED
405367	S	\$77.00	01/21/11	27068	0	LARSON, CURTIS	CLEARED
405368	S	\$84.95	01/21/11	27439	1	LEARNING A-Z	CLEARED
405369	S	\$70.00	01/21/11	27058	0	LEHNEN, TERRY	CLEARED
405370	S	\$71.00	01/21/11	07719	0	LEIGHTON, TIM	CLEARED
405371	S	\$920.60	01/21/11	06559	0	MATRIX COMMUNICATIONS, INC.	CLEARED
405372	S	\$90.00	01/21/11	08865	0	METRO ECSU	CLEARED
405373	S	\$123.00	01/21/11	27513	0	MICEK, NICKOLAS JAMES	CLEARED
405374	S	\$100.00	01/21/11	02563	1	MN STATE H.S. COACHES ASSOCIATION, INC.	OUTSTANDING
405375	S	\$71.00	01/21/11	05219	0	MOORE, CHARLES	CLEARED
405376	S	\$77.00	01/21/11	27347	0	NEIBAUER, NICK	CLEARED
405377	S	\$504.00	01/21/11	26881	0	OFFICE SYSTEMS AND DESIGN	CLEARED
405378	S	\$43410.19	01/21/11	20099	0	RELIASTAR LIFE INSURANCE COMPANY	CLEARED
405379	S	\$150.00	01/21/11	00016	1453	SANDERSON, KEVIN	CLEARED
405380	S	\$20.00	01/21/11	09588	4	SAVAGE, CITY OF	CLEARED
405381	S	\$120.00	01/21/11	27486	0	SHOOK, RILEY	CLEARED
405382	S	\$373.50	01/21/11	27209	0	SOCCERCHILI.COM	CLEARED
405383	S	\$570.00	01/21/11	25672	0	SPECIAL DELIVERY OF MINNESOTA, INC	CLEARED
405384	S	\$440.00	01/21/11	04664	0	SUMMIT PRINT COPY AND MAIL SERVICE	CLEARED
405385	S	\$4025.00	01/21/11	03467	0	TAMS WITMARK MUSIC	CLEARED
405386	S	\$165.00	01/21/11	25781	0	TAPIA, FRANCIS	CLEARED
405387	S	\$74.00	01/21/11	22337	0	THEISEN, CHAD	CLEARED
405388	S	\$735.59	01/21/11	08203	0	TIES	CLEARED
405389	S	\$132.00	01/21/11	25100	0	TOP 20 TRAINING, LLC	OUTSTANDING
405390	S	\$1041.67	01/21/11	27429	0	TRANSWORLD SYSTEMS, INC.	CLEARED
405391	S	\$55.00	01/21/11	27515	0	UZAREK, BRANDON	CLEARED
405392	S	\$194.37	01/21/11	20422	0	WENDORF, VERN	CLEARED
405393	S	\$1517.91	01/21/11	04451	7	XEROX CORPORATION	CLEARED
405394	S	\$269.00	01/21/11	27357	0	ZRUST, CHRISTINA	CLEARED
405395	S	\$798.75	01/25/11	27343	0	ACCURATE HOME CARE, LLC	CLEARED
405396	S	\$50.00	01/25/11	26972	0	AGATE, ALEC	CLEARED
405397	S	\$210.00	01/25/11	27129	0	ALI, AMAAL	CLEARED
405398	S	\$1656.00	01/25/11	26795	1	ALLIED PROFESSIONALS, INC.	CLEARED
405399	S	\$195.00	01/25/11	23692	0	ATTITUDE DANCE COMPANIES, INC.	CLEARED
405400	S	\$39.98	01/25/11	01253	1	BATTERIES PLUS	CLEARED
405401	S	\$190.00	01/25/11	24024	0	BRIH DESIGN, LLC	OUTSTANDING
405402	S	\$1694.00	01/25/11	09972	0	BUCK HILL, INC.	CLEARED
405403	S	\$228.00	01/25/11	26409	0	BUTLER, VINCENT	CLEARED
405404	S	\$372.00	01/25/11	26648	0	CANETTI-FERNANDES, MONICA	CLEARED
405405	S	\$465.10	01/25/11	27046	0	CAROL F. SIEGEL, Ph.D., INC.	OUTSTANDING

CHECK #	TYPE	CHECK AMT	CHECK DATE	VENDOR #	ADDRS #	VENDOR NAME	CHECK STATUS
405406	S	\$45993.96	01/25/11	02519	0	CENTERPOINT ENERGY	CLEARED
405407	S	\$607.50	01/25/11	21336	0	COMMUNICATION SERVICE FOR THE DEAF, INC.	CLEARED
405408	S	\$300.00	01/25/11	25919	0	CORDOVA-MORALES, LETICIA	CLEARED
405409	S	\$47.50	01/25/11	00930	4	DAKOTA COUNTY BLC	OUTSTANDING
405410	S	\$720.00	01/25/11	20524	0	DEWALD, RINA C.	CLEARED
405411	S	\$270.00	01/25/11	26368	0	DOWNING-KLINISKE, VALERIE	CLEARED
405412	S	\$62.25	01/25/11	26331	0	EDUCATION TO GO	CLEARED
405413	S	\$5467.35	01/25/11	23244	0	ELITE DANCE COMPANY, INC.	OUTSTANDING
405414	S	\$256.25	01/25/11	04416	0	FAIRVIEW	CLEARED
405415	S	\$50.00	01/25/11	27502	0	FRANTI, OLIVIA K.	CLEARED
405416	S	\$7925.00	01/25/11	02082	1	FRIEDGES DRYWALL, INC.	CLEARED
405417	S	\$50.00	01/25/11	27126	0	GHIZONI, DAVID	OUTSTANDING
405418	S	\$348.00	01/25/11	23312	0	GORNY, MICHELE	OUTSTANDING
405419	S	\$300.00	01/25/11	26803	0	HASSAN, RAHMA	CLEARED
405420	S	\$15.77	01/25/11	21184	1	HEWLETT-PACKARD COMPANY	CLEARED
405421	S	\$10268.02	01/25/11	09327	0	INTERMEDIATE SCHOOL DISTRICT 917	CLEARED
405422	S	\$72.00	01/25/11	20523	0	JONES, SCOTT	CLEARED
405423	S	\$120.00	01/25/11	03225	0	KORTE, STEVE	OUTSTANDING
405424	S	\$1080.00	01/25/11	20876	0	LB SPEECH CONSULTING AND CONTRACTING, LLC	CLEARED
405425	S	\$70.00	01/25/11	27058	0	LEHNEN, TERRY	CLEARED
405426	S	\$196.00	01/25/11	26890	0	LOVLIE, CHRISTINE	OUTSTANDING
405427	S	\$639.20	01/25/11	26671	0	LS PIZZA SHACK	CLEARED
405428	S	\$392.00	01/25/11	08112	0	MEDICINE LAKE TOURS	CLEARED
405429	S	\$1700.00	01/25/11	03412	0	MERZER, SHEILA M.A., L.P.	CLEARED
405430	S	\$350.00	01/25/11	02538	0	MESPA	CLEARED
405431	S	\$17717.99	01/25/11	03029	1	MINNESOTA ENERGY RESOURCES CORPORATION	CLEARED
405432	S	\$535.50	01/25/11	00624	0	MN HISTORICAL SOCIETY	CLEARED
405433	S	\$240.00	01/25/11	24243	0	MUNOZ, MARIBEL	CLEARED
405434	S	\$216.80	01/25/11	25300	1	ORANGE TREE EMPLOYMENT SCREENING	CLEARED
405435	S	\$60.00	01/25/11	26396	0	OSMAN, NIMO	OUTSTANDING
405436	S	\$300.00	01/25/11	24879	0	PEREZ, MELISSA M.	OUTSTANDING
405437	S	\$114.73	01/25/11	25562	0	SACHS, ALICE	CLEARED
405438	S	\$20.00	01/25/11	09588	4	SAVAGE, CITY OF	CLEARED
405439	S	\$1373.75	01/25/11	20491	0	SAVAGE, DAWN	CLEARED
405440	S	\$64.80	01/25/11	26365	0	SCHENCK, MELISSA	OUTSTANDING
405441	S	\$170.10	01/25/11	23331	2	SCHOOL SPECIALTY	CLEARED
405442	S	\$1034.00	01/25/11	03609	0	SCIENCE MUSEUM OF MINN.	OUTSTANDING
405443	S	\$480.00	01/25/11	25227	0	SHAW, STACY	OUTSTANDING
405444	S	\$2600.00	01/25/11	27462	1	SOLIANT HEALTH	CLEARED
405445	S	\$300.00	01/25/11	04664	0	SUMMIT PRINT COPY AND MAIL SERVICE	CLEARED
405446	S	\$1248.50	01/25/11	20034	0	TEAM MATES, INC	OUTSTANDING
405447	S	\$348.00	01/25/11	00000	494	TESEMA, SHEWALEM	OUTSTANDING
405448	S	\$2895.00	01/25/11	01546	0	THE MANDT SYSTEM	CLEARED
405449	S	\$12.07	01/25/11	04172	0	UNITED PARCEL SERVICE	CLEARED
405450	S	\$552.50	01/25/11	26391	1	WORLD SAVVY	OUTSTANDING
405451	S	\$95.00	01/25/11	07164	1	MN TRACK COACHES ASSOCIATION	OUTSTANDING
405452	S	\$12.98	02/01/11	05588	0	ACE HARDWARE & PAINT	OUTSTANDING
405453	S	\$1584.00	02/01/11	00216	1	ALPHA VIDEO & AUDIO, INC.	OUTSTANDING
405454	S	\$215.62	02/01/11	01365	0	AMERIPRIDE LINEN AND APPAREL SERVICES	OUTSTANDING
405455	S		02/01/11	01365	0	UNISSUED	UNISSUED
405456	S	\$330.12	02/01/11	03178	1	AQUA LOGIC, INC.	OUTSTANDING
405457	S	\$357.60	02/01/11	05941	1	ASPEN EQUIPMENT CO.	OUTSTANDING

CHECK #	TYPE	CHECK AMT	CHECK DATE	VENDOR #	ADDRS #	VENDOR NAME	CHECK STATUS
405458	S	\$450.45	02/01/11	03197	1	ATTAINMENT COMPANY, INC.	OUTSTANDING
405459	S	\$26.95	02/01/11	21633	1	AUTISM ASPERGER PUBLISHING COMPANY	OUTSTANDING
405460	S	\$517.00	02/01/11	25449	0	AUTOMATEDLOGIC	OUTSTANDING
405461	S	\$306.90	02/01/11	20362	2	BENCHMARK EDUCATION COMPANY	OUTSTANDING
405462	S	\$184.34	02/01/11	21653	0	BEYOND PLAY, LLC	OUTSTANDING
405463	S	\$5183.62	02/01/11	00477	0	BIX PRODUCE COMPANY	OUTSTANDING
405464			02/01/11	00477	0	UNISSUED	UNISSUED
405465	S	\$84.56	02/01/11	06201	1	C L BENSEN COMPANY, INC.	OUTSTANDING
405466	S	\$130.65	02/01/11	25513	1	CHURCH OFFSET PRINTING, INC.	OUTSTANDING
405467	S	\$117.81	02/01/11	27279	1	COLE PAPERS INC.	OUTSTANDING
405468	S	\$4174.80	02/01/11	00514	0	COMBUSTION HEAT & POWER, INC.	OUTSTANDING
405469	S	\$1455.00	02/01/11	26149	0	COMMERCIAL FLOORING SERVICES LLC	OUTSTANDING
405470	S	\$148.11	02/01/11	03866	0	CONTINENTAL CLAY COMPANY	OUTSTANDING
405471	S	\$476.53	02/01/11	23509	0	COOL AIR MECHANICAL, INC.	OUTSTANDING
405472	S	\$81.25	02/01/11	00502	0	CORNERSTONE COPY CENTER	OUTSTANDING
405473	S	\$80.88	02/01/11	00647	0	CROWN RENTAL, INC.	OUTSTANDING
405474	S	\$145.20	02/01/11	24563	0	CRYSTAL BROOK DIRECT	OUTSTANDING
405475	S	\$1205.20	02/01/11	00279	0	D.S.D., INC.	OUTSTANDING
405476	S	\$79.10	02/01/11	00837	1	DEMCO, INC.	OUTSTANDING
405477	S	\$1382.61	02/01/11	00605	0	DOYLE SECURITY PRODUCTS	OUTSTANDING
405478	S	\$106.05	02/01/11	01064	0	EARL F. ANDERSEN, INC.	OUTSTANDING
405479	S	\$389.25	02/01/11	06626	1	EDUCATIONAL PRODUCTS, INC	OUTSTANDING
405480	S	\$3780.00	02/01/11	27321	0	ELLIOTT'S PAINTING & DECORATING, INC.	OUTSTANDING
405481	S	\$38.95	02/01/11	22450	1	ERIC ARMIN INC.	OUTSTANDING
405482	S	\$130.00	02/01/11	23645	0	ESTR PUBLICATIONS	OUTSTANDING
405483	S	\$16.88	02/01/11	23054	1	FASTENAL	OUTSTANDING
405484	S	\$1054.18	02/01/11	08698	1	FERGUSON ENTERPRISES # 1657	OUTSTANDING
405485	S	\$7353.63	02/01/11	03328	0	FIRST STUDENT, INC.	OUTSTANDING
405486			02/01/11	03328	0	UNISSUED	UNISSUED
405487			02/01/11	03328	0	UNISSUED	UNISSUED
405488			02/01/11	03328	0	UNISSUED	UNISSUED
405489	S	\$45.79	02/01/11	02148	2	FISHER SCIENTIFIC	OUTSTANDING
405490	S	\$140.27	02/01/11	01231	0	FLINN SCIENTIFIC, INC.	OUTSTANDING
405491	S	\$154.31	02/01/11	01457	1	GOODIN COMPANY	OUTSTANDING
405492	S	\$1139.14	02/01/11	01458	1	GOPHER	OUTSTANDING
405493	S	\$3851.33	02/01/11	04387	1	GRAINGER	OUTSTANDING
405494			02/01/11	04387	0	UNISSUED	UNISSUED
405495	S	\$1013.94	02/01/11	01478	1	GRAYBAR ELECTRIC COMPANY, INC.	OUTSTANDING
405496	S	\$870.00	02/01/11	01774	1	HALDEMAN-HOMME, INC.	OUTSTANDING
405497	S	\$1725.00	02/01/11	01741	2	HARMON FULL SERVICE GROUP	OUTSTANDING
405498	S	\$816.06	02/01/11	09046	0	HI TECH REFRIGERATION	OUTSTANDING
405499	S	\$9356.28	02/01/11	09318	1	HILLYARD INC - MINNEAPOLIS	OUTSTANDING
405500			02/01/11	09318	0	UNISSUED	UNISSUED
405501			02/01/11	09318	0	UNISSUED	UNISSUED
405502	S	\$93.70	02/01/11	01622	0	HOBART SERVICE	OUTSTANDING
405503	S	\$194.97	02/01/11	04818	0	HORIZON COMMERCIAL POOL SUPPLY	OUTSTANDING
405504	S	\$85.00	02/01/11	22258	1	INDUSTRIAL WASTE SERVICES INC.	OUTSTANDING
405505	S	\$309.50	02/01/11	01994	0	J&R SCHOOL SUPPLIES, INC.	OUTSTANDING
405506	S	\$354.99	02/01/11	03003	2	J.W. PEPPER & SON INC.	OUTSTANDING
405507	S	\$5585.00	02/01/11	01576	0	JAYTECH, INC.	OUTSTANDING
405508	S	\$565.90	02/01/11	01134	0	JIM COOPERS TIRE & AUTO STORES	OUTSTANDING
405509	S	\$3407.98	02/01/11	05816	0	JOHN A. DAL SIN & SON, INC.	OUTSTANDING

CHECK #	TYPE	CHECK AMT	CHECK DATE	VENDOR #	ADDRS #	VENDOR NAME	CHECK STATUS
405510	S	\$8.50	02/01/11	02174	1	KAPLAN EARLY LEARNING CO.	OUTSTANDING
405511	S	\$353.25	02/01/11	08955	0	KELLEHER, HELMRICH AND ASSOCIATES	OUTSTANDING
405512	S	\$230.18	02/01/11	02144	0	KEY CURRICULUM PRESS	OUTSTANDING
405513	S	\$446.88	02/01/11	23988	1	LAMPS AND SCREENS ONLINE, LLC	OUTSTANDING
405514	S	\$981.60	02/01/11	07319	0	LIGHTING PLASTICS OF MN, INC.	OUTSTANDING
405515	S	\$1297.04	02/01/11	05077	0	LOCKS SAFE, INC.	OUTSTANDING
405516	S	\$8360.07	02/01/11	02196	0	MACKIN BOOK COMPANY	OUTSTANDING
405517	S	\$107.00	02/01/11	05166	0	MARBLESOFT, LLC	OUTSTANDING
405518	S	\$212.90	02/01/11	27353	0	MATTSON, CLARK	OUTSTANDING
405519	S	\$9379.00	02/01/11	08315	0	MEADOW GREEN LAWN & LANDSCAPE	OUTSTANDING
405520	S	\$1867.11	02/01/11	02395	0	MENARDS	OUTSTANDING
405521			02/01/11	02395	0	UNISSUED	UNISSUED
405522	S	\$250.00	02/01/11	08118	0	METRO ATHLETIC SUPPLY	OUTSTANDING
405523	S	\$236.25	02/01/11	22385	0	METRO TRANSIT	OUTSTANDING
405524	S	\$365.00	02/01/11	26970	0	MIDWEST COMBUSTION CONTROLS	OUTSTANDING
405525	S	\$1005.72	02/01/11	07752	0	MILLER ELECTRIC, INC.	OUTSTANDING
405526	S	\$14146.77	02/01/11	08999	1	MINNESOTA ELEVATOR INC	OUTSTANDING
405527	S	\$554.99	02/01/11	04961	0	MINVALCO, INC.	OUTSTANDING
405528	S	\$1400.00	02/01/11	01596	16	MN DEPARTMENT OF EDUCATION	OUTSTANDING
405529	S	\$400.00	02/01/11	26978	1	MOVIE LICENSING USA	OUTSTANDING
405530	S	\$290.00	02/01/11	00453	0	MULCAHY COMPANY, INC.	OUTSTANDING
405531	S	\$122.96	02/01/11	03519	0	NAPA AUTO PARTS	OUTSTANDING
405532	S	\$236.60	02/01/11	02704	0	NASCO	OUTSTANDING
405533	S	\$126.00	02/01/11	26298	2	NCS PEARSON	OUTSTANDING
405534	S	\$132.25	02/01/11	03091	4	NCS PEARSON INC	OUTSTANDING
405535	S	\$1340.39	02/01/11	25372	4	NCS PEARSON INC	OUTSTANDING
405536	S	\$250.00	02/01/11	02765	0	NORCOSTCO, INC.	OUTSTANDING
405537	S	\$1006.85	02/01/11	02489	1	OFFICE DEPOT COMPANY	OUTSTANDING
405538			02/01/11	02489	0	UNISSUED	UNISSUED
405539	S	\$23.97	02/01/11	06011	2	ORIENTAL TRADING COMPANY	OUTSTANDING
405540	S	\$349.95	02/01/11	03695	0	OVERHEAD DOOR COMPANY OF THE NORTHLAND	OUTSTANDING
405541	S	\$145.00	02/01/11	25372	0	PEARSON ASSESSMENTS	OUTSTANDING
405542	S	\$112.00	02/01/11	06470	0	PELLETS	OUTSTANDING
405543	S	\$263.45	02/01/11	06832	0	POSITIVE PROMOTIONS	OUTSTANDING
405544	S	\$528.00	02/01/11	26064	0	PRINTEEZ & PROMOTION	OUTSTANDING
405545	S	\$517.00	02/01/11	24681	0	PROFESSIONAL WIRELESS COMMUNICATIONS	OUTSTANDING
405546	S	\$50.00	02/01/11	03058	0	PSYCHOLOGICAL ASSESS. RESOURCES INC	OUTSTANDING
405547	S	\$15841.56	02/01/11	21744	0	QUALITY AIR MECHANICAL, INC.	OUTSTANDING
405548			02/01/11	21744	0	UNISSUED	UNISSUED
405549	S	\$323.00	02/01/11	03409	0	R.M. COTTON COMPANY	OUTSTANDING
405550	S	\$4814.75	02/01/11	27285	0	REALITYWORKS, INC	OUTSTANDING
405551	S	\$26.93	02/01/11	07235	0	REALLY GOOD STUFF	OUTSTANDING
405552	S	\$659.67	02/01/11	05511	0	RED WING SHOE STORE	OUTSTANDING
405553	S	\$201.00	02/01/11	21851	0	RED WING SHOE STORE	OUTSTANDING
405554	S	\$187.02	02/01/11	00927	0	RUBENSTEIN & ZIFF, INC.	OUTSTANDING
405555	S	\$8992.00	02/01/11	27355	0	SAGE TECHNOLOGY GROUP, LLC	OUTSTANDING
405556	S	\$114.50	02/01/11	03808	1	SCANTRON CORPORATION	OUTSTANDING
405557	S	\$5123.00	02/01/11	23997	0	SCHADEGG MECHANICAL, INC.	OUTSTANDING
405558	S	\$342.01	02/01/11	25097	1	SCHOOL SPECIALTY INC	OUTSTANDING
405559	S	\$49.99	02/01/11	03745	1	SHERWIN-WILLIAMS	OUTSTANDING
405560	S	\$529.61	02/01/11	03745	2	SHERWIN-WILLIAMS	OUTSTANDING
405561	S	\$631.06	02/01/11	03472	2	SHIFFLER EQUIPMENT SALES INC	OUTSTANDING

CHECK #	TYPE	CHECK AMT	CHECK DATE	VENDOR #	ADDRS #	VENDOR NAME	CHECK STATUS
405562	S	\$952.35	02/01/11	20185	0	SHIRTY SOMETHING	OUTSTANDING
405563	S	\$20.38	02/01/11	03405	0	SHURAIL SUPPLY CO.	OUTSTANDING
405564	S	\$1389.24	02/01/11	26050	0	SOFTWARE ONE	OUTSTANDING
405565	S	\$146.95	02/01/11	22907	1	SOLUTIONS4SURE.COM, INC.	OUTSTANDING
405566	S	\$35.32	02/01/11	03640	1	STAPLES ADVANTAGE	OUTSTANDING
405567	S	\$329.81	02/01/11	03658	0	SUBSCRIPTION SERVICES OF AMERICA INC.	OUTSTANDING
405568	S	\$31.90	02/01/11	04308	0	SUPER DUPER SCHOOL CO.	OUTSTANDING
405569	S	\$28.95	02/01/11	01377	0	THERAPY SHOPPE	OUTSTANDING
405570	S	\$533.89	02/01/11	08203	0	TIES	OUTSTANDING
405571	S	\$959.06	02/01/11	22123	1	TOTAL FILTRATION SERVICES, INC.	OUTSTANDING
405572	S	\$6067.49	02/01/11	24601	0	TOTAL MECHANICAL SERVICES, INC.	OUTSTANDING
405573	S	\$176.79	02/01/11	04060	0	TRANS-MISSISSIPPI BIOLOGICAL SUPPLY	OUTSTANDING
405574	S	\$3401.22	02/01/11	03802	0	TRIO SUPPLY	OUTSTANDING
405575	S	\$39556.50	02/01/11	04417	1	US FOODSERVICE	OUTSTANDING
405576			02/01/11	04417	0	UNISSUED	UNISSUED
405577			02/01/11	04417	0	UNISSUED	UNISSUED
405578			02/01/11	04417	0	UNISSUED	UNISSUED
405579			02/01/11	04417	0	UNISSUED	UNISSUED
405580	S	\$43.80	02/01/11	06504	2	US TOY CO/CONSTRUCTIVE PLAYTHINGS	OUTSTANDING
405581	S	\$2195.00	02/01/11	04195	1	VIKING AUTOMATIC SPRINKLER COMPANY	OUTSTANDING
405582	S	\$5.67	02/01/11	04243	1	VIKING ELECTRIC SUPPLY, INC.	OUTSTANDING
405583	S	\$11052.69	02/01/11	04566	0	ZIEGLER INC.	OUTSTANDING
405584	S	\$60.00	01/28/11	27525	0	AHMED, SOFIA	OUTSTANDING
405585	S	\$232.50	01/28/11	23652	0	ALL IN ONE TRANSLATION AGENCY, LLC	CLEARED
405586	S	\$95.00	01/28/11	00000	495	ANDERSON, MELISSA	OUTSTANDING
405587	S	\$71.00	01/28/11	27522	0	BAKKE, JASON	OUTSTANDING
405588	S	\$43.42	01/28/11	00016	1690	BALLARD, ELLEEN	OUTSTANDING
405589	S	\$71.00	01/28/11	03528	0	BREKKE, ERIC	OUTSTANDING
405590	S	\$465.10	01/28/11	27046	0	CAROL F. SIEGEL, Ph.D., INC.	OUTSTANDING
405591	S	\$10570.68	01/28/11	02519	0	CENTERPOINT ENERGY	OUTSTANDING
405592	S	\$300.00	01/28/11	25919	0	CORDOVA-MORALES, LETICIA	OUTSTANDING
405593	S	\$71.00	01/28/11	27524	0	CRUM, CODY	OUTSTANDING
405594	S	\$780.00	01/28/11	20524	0	DEWALD, RINA C.	OUTSTANDING
405595	S	\$2000.00	01/28/11	22061	0	DISTRIBUTED WEBSITE CORPORATION	OUTSTANDING
405596	S	\$30.00	01/28/11	22323	0	DOCUMENT DESTRUCTION SERVICE LTD, INC.	OUTSTANDING
405597	S	\$66492.78	01/28/11	01049	1	EAGAN, CITY OF	OUTSTANDING
405598	S	\$166.16	01/28/11	24275	0	FAGERNES, JOYCE	OUTSTANDING
405599	S	\$61.38	01/28/11	27388	0	FUNK, WAYNE	OUTSTANDING
405600	S	\$123.00	01/28/11	27126	0	GHIZONI, DAVID	OUTSTANDING
405601	S	\$108.00	01/28/11	03847	1	GREAT CLIPS IMAX THEATRE	OUTSTANDING
405602	S	\$77.00	01/28/11	09827	0	HAMMER, ED	OUTSTANDING
405603	S	\$543.50	01/28/11	01741	2	HARMON FULL SERVICE GROUP	OUTSTANDING
405604	S	\$360.00	01/28/11	26803	0	HASSAN, RAHMA	OUTSTANDING
405605	S	\$242.76	01/28/11	26968	0	HERBY, DONOVAN	OUTSTANDING
405606	S	\$881.57	01/28/11	26918	0	IMB DISTRIBUTION	OUTSTANDING
405607	S	\$4546.33	01/28/11	09327	0	INTERMEDIATE SCHOOL DISTRICT 917	OUTSTANDING
405608	S	\$370.50	01/28/11	01994	0	J&R SCHOOL SUPPLIES, INC.	OUTSTANDING
405609	S	\$77.00	01/28/11	26166	0	JAMESON, STEVE	OUTSTANDING
405610	S	\$50.00	01/28/11	01703	0	JOHNSON, ANDY	OUTSTANDING
405611	S	\$53.00	01/28/11	24067	0	JOHNSON, DENNIS	OUTSTANDING
405612	S	\$81.84	01/28/11	26406	0	KLATTE, JERRY	OUTSTANDING
405613	S	\$53.00	01/28/11	03225	0	KORTE, STEVE	OUTSTANDING

CHECK #	TYPE	CHECK AMT	CHECK DATE	VENDOR #	ADDRS #	VENDOR NAME	CHECK STATUS
405614	S	\$70.00	01/28/11	27058	0	LEHNEN, TERRY	OUTSTANDING
405615	S	\$77.00	01/28/11	24962	0	LONG, CHRIS	OUTSTANDING
405616	S	\$93.00	01/28/11	27526	0	LOOSBROCK, DANIEL	OUTSTANDING
405617	S	\$50.00	01/28/11	27523	0	MARX, JAMES PATRICK	OUTSTANDING
405618	S	\$252.00	01/28/11	25512	0	MAYER ARTS, INC.	OUTSTANDING
405619	S	\$63.00	01/28/11	27521	0	MCCANN, WILLIAM F.	OUTSTANDING
405620	S	\$150.00	01/28/11	03412	0	MERZER, SHEILA M.A.,L.P.	OUTSTANDING
405621	S	\$692.00	01/28/11	08543	9	MN DEPT OF HEALTH	OUTSTANDING
405622	S	\$180.00	01/28/11	24243	0	MUNOZ, MARIBEL	OUTSTANDING
405623	S	\$160.00	01/28/11	25019	0	NEEDHAM, BRENDA	OUTSTANDING
405624	S	\$38.45	01/28/11	00001	1134	PHILLIPS, RONALD	OUTSTANDING
405625	S	\$207.00	01/28/11	03055	1	PITNEY BOWES INC.	OUTSTANDING
405626	S	\$35.00	01/28/11	24681	0	PROFESSIONAL WIRELESS COMMUNICATIONS	OUTSTANDING
405627	S	\$24.30	01/28/11	00001	1135	QUIROZ, YOLANDA	OUTSTANDING
405628	S	\$2341.00	01/28/11	27421	0	SANBORN EDUCATION ASSOCIATES, INC.	OUTSTANDING
405629	S	\$77.00	01/28/11	27520	0	SANDERS, JASON CHARLES	OUTSTANDING
405630	S	\$228.55	01/28/11	25907	0	SCHUERMAN, JEREMY DAVID	OUTSTANDING
405631	S	\$160.00	01/28/11	08171	2	SCOTT COUNTY TREASURER	OUTSTANDING
405632	S	\$182.76	01/28/11	27486	0	SHOOK, RILEY	OUTSTANDING
405633	S	\$112.50	01/28/11	03660	0	SKATEVILLE	OUTSTANDING
405634	S	\$61.38	01/28/11	02683	0	SPANGLER, JOHN	OUTSTANDING
405635	S	\$212.63	01/28/11	00321	0	SUN NEWSPAPERS	OUTSTANDING
405636	S	\$350.00	01/28/11	01637	0	THREE RIVERS PARK DISTRICT	OUTSTANDING
405637	S	\$60.00	01/28/11	24968	0	TRANG, KRISTINE	CLEARED
405638	S	\$523.99	01/28/11	04417	1	US FOODSERVICE	OUTSTANDING
405639	S	\$163.68	01/28/11	20422	0	WENDORF, VERN	OUTSTANDING
405640	S	\$187.50	01/28/11	25837	0	WILLIAMS, REBECCA	OUTSTANDING
405641	S	\$642.80	01/28/11	04451	7	XEROX CORPORATION	OUTSTANDING
405642	S	\$295.51	01/28/11	04451	9	XEROX CORPORATION	OUTSTANDING
405643	S	\$71.00	01/28/11	24171	0	YORKOVICH, BRAD	OUTSTANDING
405644	S	\$1493.10	02/02/11	26985	0	A PLUS TUTORING SERVICE, LTD.	OUTSTANDING
405645	S	\$81.91	02/02/11	06215	0	AIRPORT TAXI, INC.	OUTSTANDING
405646	S	\$6.00	02/02/11	00128	2	AMERICAN RED CROSS - MINNESOTA	OUTSTANDING
405647	S	\$2383.94	02/02/11	27176	0	ATS PROJECT SUCCESS	OUTSTANDING
405648	S	\$296.91	02/02/11	02519	0	CENTERPOINT ENERGY	OUTSTANDING
405649	S	\$71.00	02/02/11	08232	0	CLANCY, BILL	OUTSTANDING
405650	S	\$1289.22	02/02/11	26984	0	COLLEGE NANNIES & TUTORS, LLC	OUTSTANDING
405651	S	\$237.13	02/02/11	24217	1	DAKOTA COUNTY TREASURER AUDITOR	OUTSTANDING
405652	S	\$287.00	02/02/11	22061	0	DISTRIBUTED WEBSITE CORPORATION	OUTSTANDING
405653	S	\$120.00	02/02/11	24014	0	ESPINOZA, LEO	OUTSTANDING
405654	S	\$169.32	02/02/11	23284	0	FOLSTAD, DENISE	OUTSTANDING
405655	S	\$129.00	02/02/11	25939	0	GASKINS, NORMAN	OUTSTANDING
405656	S	\$184.00	02/02/11	23541	0	GERVAIS, DAVE	OUTSTANDING
405657	S	\$150.00	02/02/11	27459	0	GHEBREGZI, ALEX	OUTSTANDING
405658	S	\$71.00	02/02/11	24168	0	GRIFFITHS, DAN	OUTSTANDING
405659	S	\$958.50	02/02/11	03539	1	H & A ADMINISTRATORS	OUTSTANDING
405660	S	\$270.00	02/02/11	26803	0	HASSAN, RAHMA	OUTSTANDING
405661	S	\$65.00	02/02/11	26968	0	HERBY, DONOVAN	OUTSTANDING
405662	S	\$236.00	02/02/11	25538	0	HYMES, DAVID	OUTSTANDING
405663	S	\$4952.71	02/02/11	05834	0	INSTITUTE FOR ENVIRONMENTAL ASSESSMENT, INC.	OUTSTANDING
405664	S	\$2991.90	02/02/11	02483	0	INTEGRA TELECOM	OUTSTANDING
405665	S	\$342489.76	02/02/11	09327	0	INTERMEDIATE SCHOOL DISTRICT 917	OUTSTANDING

CHECK #	TYPE	CHECK AMT	CHECK DATE	VENDOR #	ADDRS #	VENDOR NAME	CHECK STATUS
405666	S	\$787.71	02/02/11	22921	0	JOHNSON, AYRLAHN	OUTSTANDING
405667	S	\$77.00	02/02/11	26423	0	KETTER, STEVE	OUTSTANDING
405668	S	\$253.98	02/02/11	22843	0	KUIPER, HEIDI	OUTSTANDING
405669	S	\$4621.91	02/02/11	26241	0	M&E REALTY COMPANY	OUTSTANDING
405670	S	\$74.00	02/02/11	27488	0	MARCOTTE, DAVE	OUTSTANDING
405671	S	\$797.97	02/02/11	24960	0	MCCABE, ED	OUTSTANDING
405672	S	\$3500.00	02/02/11	22460	0	NUTTING, NANCY A	OUTSTANDING
405673	S	\$74.00	02/02/11	05032	0	PARKER, SCOTT	OUTSTANDING
405674	S	\$120.00	02/02/11	24879	0	PEREZ, MELISSA M.	OUTSTANDING
405675	S	\$40.00	02/02/11	22793	0	RABINOWICZ, JACK	OUTSTANDING
405676	S	\$75.00	02/02/11	26316	0	ROTARY CLUB OF SAVAGE	OUTSTANDING
405677	S	\$8333.33	02/02/11	09588	1	SAVAGE, CITY OF	OUTSTANDING
405678	S	\$475.00	02/02/11	02490	1	SEA LIFE MINNESOTA, INC.	OUTSTANDING
405679	S	\$77.00	02/02/11	26102	0	SORENSEN, MATTHEW	OUTSTANDING
405680	S	\$300.00	02/02/11	03413	0	SOUTH METRO SPORTS	OUTSTANDING
405681	S	\$92.07	02/02/11	02683	0	SPANGLER, JOHN	OUTSTANDING
405682	S	\$160.06	02/02/11	08203	0	TIES	OUTSTANDING
405683	S	\$71.33	02/02/11	04172	0	UNITED PARCEL SERVICE	OUTSTANDING
405684	S	\$854.05	02/02/11	08379	5	UNITED RENTALS NORTHWEST INC	OUTSTANDING
405685	S	\$11250.00	02/02/11	26645	1	VENUWORKS OF BURNSVILLE LLC/BPAC	OUTSTANDING
405686	S	\$12117.94	02/02/11	04204	2	VIRCO INC	OUTSTANDING
405687	S	\$4897.64	02/02/11	23715	0	WELLS FARGO BANK - REMITTANCE CENTER	OUTSTANDING
405688	S	\$92.07	02/02/11	20422	0	WENDORF, VERN	OUTSTANDING
405689	S	\$18357.95	02/02/11	04451	7	XEROX CORPORATION	OUTSTANDING
405690	S	\$1000.00	02/02/11	07737	0	YOUTH FRONTIERS, INC.	OUTSTANDING
405691	S	\$68.50	02/02/11	27357	0	ZRUST, CHRISTINA	OUTSTANDING
405700	S	\$14510.22	02/04/11	05296	0	360 COMMUNITIES	OUTSTANDING
405701	S	\$60.00	02/04/11	27129	0	ALI, AMAAL	OUTSTANDING
405702	S	\$1440.00	02/04/11	26795	1	ALLIED PROFESSIONALS, INC.	OUTSTANDING
405703	S	\$371.00	02/04/11	27123	0	ANDERSON, BOB	OUTSTANDING
405704	S	\$120.00	02/04/11	00009	0	APPLE VALLEY HIGH SCHOOL	OUTSTANDING
405705	S	\$105.00	02/04/11	26374	0	ARTISAN CREATIVE	OUTSTANDING
405706	S	\$627.30	02/04/11	04895	0	ASSOCIATION OF CLERICAL EMPLOYEES	OUTSTANDING
405707	S	\$25.00	02/04/11	00281	0	ASSOCIATION OF METROPOLITAN SCHOOL DISTRICTS	OUTSTANDING
405708	S	\$535.50	02/04/11	07571	0	BRIANNO'S	OUTSTANDING
405709	S	\$2140.00	02/04/11	09991	0	BURNSVILLE ASSOCIATION OF EDUCATIONAL ASSTS	OUTSTANDING
405710	S	\$200.00	02/04/11	27534	0	CAHLANDER, KARLA	OUTSTANDING
405711	S	\$70.00	02/04/11	25670	0	CARLSON, WAYNE	OUTSTANDING
405712	S	\$40.92	02/04/11	27530	0	CARLSTROM, CANDACE LEE	OUTSTANDING
405713	S	\$15.00	02/04/11	00016	2011	CODNER, KEVIN	OUTSTANDING
405714	S	\$270.00	02/04/11	21336	0	COMMUNICATION SERVICE FOR THE DEAF, INC.	OUTSTANDING
405715	S	\$121.58	02/04/11	00645	0	CUB FOODS	OUTSTANDING
405716	S	\$112.00	02/04/11	22013	0	CUSTOM WATER WORKS	OUTSTANDING
405717	S	\$350.00	02/04/11	26702	0	DELTA MANAGEMENT ASSOCIATES, INC.	OUTSTANDING
405718	S	\$30.00	02/04/11	22323	0	DOCUMENT DESTRUCTION SERVICE LTD, INC.	OUTSTANDING
405719	S	\$236.54	02/04/11	03328	0	FIRST STUDENT, INC.	OUTSTANDING
405720	S	\$30.00	02/04/11	00016	1780	FOUNDATION 191	OUTSTANDING
405721	S	\$280.00	02/04/11	24250	0	FRAWG WILD	OUTSTANDING
405722	S	\$706.18	02/04/11	07390	0	GREATER TWIN CITIES UNITED WAY	OUTSTANDING
405723	S	\$60.00	02/04/11	26803	0	HASSAN, RAHMA	OUTSTANDING
405724	S	\$480.00	02/04/11	27533	0	HENDERSON, JUDY M.	OUTSTANDING
405725	S	\$2854.00	02/04/11	04769	0	IDEAL PRINTERS, INC.	OUTSTANDING

CHECK #	TYPE	CHECK AMT	CHECK DATE	VENDOR #	ADDRS #	VENDOR NAME	CHECK STATUS
405726	S	\$565.00	02/04/11	27391	0	ILLINOIS STATE DISBURSEMENT UNIT	OUTSTANDING
405727	S	\$3234.00	02/04/11	01394	5	IND. SCHOOL DIST. 196	OUTSTANDING
405728	S	\$495.31	02/04/11	02483	0	INTEGRA TELECOM	OUTSTANDING
405729	S	\$19.20	02/04/11	00001	1137	JENSEN, KEVIN	OUTSTANDING
405730	S	\$290.00	02/04/11	24067	0	JOHNSON, DENNIS	OUTSTANDING
405731	S	\$199.08	02/04/11	27225	0	K&K EXPRESS, LLC	OUTSTANDING
405732	S	\$11241.19	02/04/11	26218	0	KELLEY FUELS, INC.	OUTSTANDING
405733	S	\$788.88	02/04/11	27519	0	KLERITEC	OUTSTANDING
405734	S	\$50.00	02/04/11	03225	0	KORTE, STEVE	OUTSTANDING
405735	S	\$540.00	02/04/11	20876	0	LB SPEECH CONSULTING AND CONTRACTING, LLC	OUTSTANDING
405736	S	\$568.79	02/04/11	26671	0	LS PIZZA SHACK	OUTSTANDING
405737	S	\$50.55	02/04/11	00001	1136	LUU, DEB	OUTSTANDING
405738	S	\$76.81	02/04/11	02395	0	MENARDS	OUTSTANDING
405739	S	\$11321.72	02/04/11	07448	0	MINNESOTA VALLEY ELECTRIC COOPERATIVE	OUTSTANDING
405740	S	\$818.00	02/04/11	26466	0	MN HIGHWAY SAFETY & RESEARCH CENTER	OUTSTANDING
405741	S	\$192.00	02/04/11	08769	0	MN NCPERS GROUP LIFE INS.	OUTSTANDING
405742	S	\$156.00	02/04/11	02854	1	MN UI FUND	OUTSTANDING
405743	S	\$25.00	02/04/11	04656	2	MSNA	OUTSTANDING
405744	S	\$180.00	02/04/11	24243	0	MUNOZ, MARIBEL	OUTSTANDING
405745	S	\$7967.29	02/04/11	22639	1	NEXTEL	OUTSTANDING
405746	S	\$180.00	02/04/11	21664	0	NUTRITIONAL WEIGHT & WELLNESS	OUTSTANDING
405747	S	\$125.14	02/04/11	03508	1	PARK NICOLLET CLINIC	OUTSTANDING
405748	S	\$804.00	02/04/11	04846	0	PARK SQUARE THEATRE	OUTSTANDING
405749	S	\$120.00	02/04/11	24879	0	PEREZ, MELISSA M.	OUTSTANDING
405750	S	\$100.00	02/04/11	27057	0	PRENDI, GJON	OUTSTANDING
405751	S	\$6355.00	02/04/11	27462	0	PROCARE THERAPY, INC.	OUTSTANDING
405752	S	\$850.99	02/04/11	24126	0	QUINN VIOLINS	OUTSTANDING
405753	S	\$20.00	02/04/11	00016	1860	RHODE, JENNIFER	OUTSTANDING
405754	S	\$1260.00	02/04/11	26796	0	SAFeway DRIVING SCHOOL	OUTSTANDING
405755	S	\$71.00	02/04/11	27531	0	SCHEFFLER, BENJAMIN	OUTSTANDING
405756	S	\$29.96	02/04/11	03532	0	SCHMITT MUSIC	OUTSTANDING
405757	S	\$7700.24	02/04/11	07382	0	SCHOOL SERVICES EMPLOYEES LOCAL 284	OUTSTANDING
405758	S	\$4233.85	02/04/11	03587	1	SIMPLEX GRINNELL	OUTSTANDING
405759	S	\$38.95	02/04/11	00001	429	SKOVVAN, STEVE	OUTSTANDING
405760	S	\$2080.00	02/04/11	27462	1	SOLIANT HEALTH	OUTSTANDING
405761	S	\$1823.68	02/04/11	22020	0	SPHERION CORPORATION	OUTSTANDING
405762	S	\$934.00	02/04/11	23419	0	STAHL, BARBARA	OUTSTANDING
405763	S	\$234.00	02/04/11	26893	0	STEWART, ZLIMEN & JUNGERS, LTD.	OUTSTANDING
405764	S	\$1200.00	02/04/11	05995	1	STRATEGIC EQUIPMENT	OUTSTANDING
405765	S	\$7909.44	02/04/11	22640	0	SYLVAN-MN LEARNING CENTER	OUTSTANDING
405766	S	\$336.00	02/04/11	20034	0	TEAM MATES, INC	OUTSTANDING
405767	S	\$965.00	02/04/11	01546	0	THE MANDT SYSTEM	OUTSTANDING
405768	S	\$24867.50	02/04/11	21008	0	TLC SPECIAL TRANSPORTATION	OUTSTANDING
405769			02/04/11	21008	0	UNISSUED	UNISSUED
405770			02/04/11	21008	0	UNISSUED	UNISSUED
405771			02/04/11	21008	0	UNISSUED	UNISSUED
405772			02/04/11	21008	0	UNISSUED	UNISSUED
405773			02/04/11	21008	0	UNISSUED	UNISSUED
405774			02/04/11	21008	0	UNISSUED	UNISSUED
405775	S	\$150.00	02/04/11	00000	6387	TRACHSEL, CAROL	OUTSTANDING
405776	S	\$161.00	02/04/11	23463	7	UNITED STATES TREASURY	OUTSTANDING
405777	S	\$60.00	02/04/11	23463	11	UNITED STATES TREASURY	OUTSTANDING

CHECK #	TYPE	CHECK AMT	CHECK DATE	VENDOR #	ADDRS #	VENDOR NAME	CHECK STATUS
405778	S	\$225.00	02/04/11	23463	14	UNITED STATES TREASURY	OUTSTANDING
405779	S	\$1654.43	02/04/11	26645	1	VENUWORKS OF BURNSVILLE LLC/BPAC	OUTSTANDING
405780	S	\$50.00	02/04/11	21589	0	WASHINGER, JEFF	OUTSTANDING
405781	S	\$9498.16	02/04/11	20007	0	WASTE MANAGEMENT	OUTSTANDING
405782	S	\$63.00	02/04/11	27532	0	WIDBOON, AARON MICHAEL	OUTSTANDING
405783	S	\$195.00	02/04/11	25837	0	WILLIAMS, REBECCA	OUTSTANDING
405784	S	\$29.00	02/04/11	27078	0	WILSON, JEAN	OUTSTANDING
405785	S	\$103.15	02/04/11	04451	10	XEROX CORPORATION	OUTSTANDING
405786	S	\$441.00	02/04/11	06363	0	YOUTH PERFORMANCE COMPANY	OUTSTANDING
405787	S	\$124.80	02/04/11	00001	1138	ZYLSTRA, AMY	OUTSTANDING
405788	S	\$540.00	02/08/11	27343	0	ACCURATE HOME CARE, LLC	OUTSTANDING
405789	S	\$630.00	02/08/11	26089	0	ADAGIO DJAY ENTERTAINMENT	OUTSTANDING
405790	S	\$1152.00	02/08/11	26795	1	ALLIED PROFESSIONALS, INC.	OUTSTANDING
405791	S	\$108.00	02/08/11	00128	2	AMERICAN RED CROSS - MINNESOTA	OUTSTANDING
405792	S	\$178.00	02/08/11	03931	0	BERRY COFFEE COMPANY	OUTSTANDING
405793	S	\$200.00	02/08/11	09011	0	BESTPREP	OUTSTANDING
405794	S	\$1028.40	02/08/11	27359	0	BOULDER NORDIC SPORT EAST	OUTSTANDING
405795	S	\$150.00	02/08/11	05142	2	BRAINERD HIGH SCHOOL	OUTSTANDING
405796	S	\$71.00	02/08/11	05039	0	BRANDT, KEVIN	OUTSTANDING
405797	S	\$39.00	02/08/11	00000	449	BRANLUND, PAM	OUTSTANDING
405798	S	\$1000.00	02/08/11	03690	0	BURNSVILLE BLAZE WRESTLING BOOSTER CLUB	OUTSTANDING
405799	S	\$59.00	02/08/11	00000	499	CHARLTON, ELANA	OUTSTANDING
405800	S	\$845.92	02/08/11	00132	0	CLINICARE CORPORATION	OUTSTANDING
405801	S	\$420.00	02/08/11	25919	0	CORDOVA-MORALES, LETICIA	OUTSTANDING
405802	S	\$1908.13	02/08/11	00502	0	CORNERSTONE COPY CENTER	OUTSTANDING
405803	S	\$59.00	02/08/11	00000	498	CRUZ, MARIA	OUTSTANDING
405804	S	\$153.43	02/08/11	00645	0	CUB FOODS	OUTSTANDING
405805	S	\$950.00	02/08/11	24574	0	DENNIS DAHLMAN CONSULTING, LLC	OUTSTANDING
405806	S	\$540.00	02/08/11	20524	0	DEWALD, RINA C.	OUTSTANDING
405807	S	\$40.00	02/08/11	26356	0	DIAZ, MA ANA	OUTSTANDING
405808	S	\$89.00	02/08/11	00000	9304	ESPANDER, CYNTHIA	OUTSTANDING
405809	S	\$22.76	02/08/11	25061	0	GILES, KARA	OUTSTANDING
405810	S	\$63.00	02/08/11	21290	0	GORMLEY, DAN	OUTSTANDING
405811	S	\$77.00	02/08/11	27505	0	HAGBERG, CRAIG	OUTSTANDING
405812	S	\$502.50	02/08/11	26803	0	HASSAN, RAHMA	OUTSTANDING
405813	S	\$71.00	02/08/11	23592	0	HELMER, TERRY	OUTSTANDING
405814	S	\$120.00	02/08/11	26968	0	HERBY, DONOVAN	OUTSTANDING
405815	S	\$60.00	02/08/11	27442	0	IBARRA, HILIANA	OUTSTANDING
405816	S	\$408.27	02/08/11	26918	0	IMB DISTRIBUTION	OUTSTANDING
405817	S	\$20239.25	02/08/11	09327	0	INTERMEDIATE SCHOOL DISTRICT 917	OUTSTANDING
405818	S	\$249.99	02/08/11	03003	2	J.W. PEPPER & SON INC.	OUTSTANDING
405819	S	\$85.00	02/08/11	01525	2	JEFFERSON BOYS SWIM & DIVE BOOSTER CLUB	OUTSTANDING
405820	S	\$77.00	02/08/11	24067	0	JOHNSON, DENNIS	OUTSTANDING
405821	S	\$89.00	02/08/11	00000	497	KIRCHNER, DIANE	OUTSTANDING
405822	S	\$59.00	02/08/11	00000	9620	KOOPMAN, CINDY	OUTSTANDING
405823	S	\$70.00	02/08/11	03225	0	KORTE, STEVE	OUTSTANDING
405824	S	\$16215.40	02/08/11	02102	0	KRAUS-ANDERSON INS. AGENCY, INC.	OUTSTANDING
405825	S	\$77.00	02/08/11	27058	0	LEHNEN, TERRY	OUTSTANDING
405826	S	\$63.00	02/08/11	08647	0	MARSHALL, JAMES	OUTSTANDING
405827	S	\$1363.00	02/08/11	06559	0	MATRIX COMMUNICATIONS, INC.	OUTSTANDING
405828	S	\$2250.00	02/08/11	03412	0	MERZER, SHEILA M.A.,L.P.	OUTSTANDING
405829	S	\$140.00	02/08/11	02491	0	MIDWEST BAND INSTRUMENT SERV.	OUTSTANDING

CHECK #	TYPE	CHECK AMT	CHECK DATE	VENDOR #	ADDRS #	VENDOR NAME	CHECK STATUS
405830	S	\$330.00	02/08/11	22304	0	MN INTERSCHOLASTIC ATHLETIC ADMIN. ASSOC.	OUTSTANDING
405831	S	\$106.00	02/08/11	07432	0	MROZ, GORDON	OUTSTANDING
405832	S	\$106.00	02/08/11	25938	0	MULDER, JOHN	OUTSTANDING
405833	S	\$240.00	02/08/11	24243	0	MUNOZ, MARIBEL	OUTSTANDING
405834	S	\$80.00	02/08/11	25019	0	NEEDHAM, BRENDA	OUTSTANDING
405835	S	\$421.02	02/08/11	03219	1	PEPSI-COLA COMPANY	OUTSTANDING
405836	S	\$60.00	02/08/11	24879	0	PEREZ, MELISSA M.	OUTSTANDING
405837	S	\$8528.00	02/08/11	27462	0	PROCARE THERAPY, INC.	OUTSTANDING
405838	S	\$265.42	02/08/11	02781	5	QWEST	OUTSTANDING
405839	S	\$120.00	02/08/11	27486	0	SHOOK, RILEY	OUTSTANDING
405840	S	\$456.00	02/08/11	25672	0	SPECIAL DELIVERY OF MINNESOTA, INC	OUTSTANDING
405841	S	\$267.76	02/08/11	00321	0	SUN NEWSPAPERS	OUTSTANDING
405842	S	\$90.00	02/08/11	25781	0	TAPIA, FRANCIS	OUTSTANDING
405843	S	\$267.75	02/08/11	01637	0	THREE RIVERS PARK DISTRICT	OUTSTANDING
405844	S	\$240.00	02/08/11	08203	0	TIES	OUTSTANDING
405845	S	\$150.00	02/08/11	25679	0	TOAY, GRETCHEN	OUTSTANDING
405846	S	\$60.00	02/08/11	24968	0	TRANG, KRISTINE	OUTSTANDING
405847	S	\$1094.46	02/08/11	04417	1	US FOODSERVICE	OUTSTANDING
405848	S	\$173.91	02/08/11	20422	0	WENDORF, VERN	OUTSTANDING
405849	S	\$300.00	02/11/11	26293	0	ACCESS LIFTS, INC.	OUTSTANDING
405850	S	\$242.66	02/11/11	01365	0	AMERIPRIDE LINEN AND APPAREL SERVICES	OUTSTANDING
405851			02/11/11	01365	0	UNISSUED	UNISSUED
405852	S	\$68.85	02/11/11	21633	1	AUTISM ASPERGER PUBLISHING COMPANY	OUTSTANDING
405853	S	\$1356.30	02/11/11	00386	1	BARNES & NOBLE INC	OUTSTANDING
405854	S	\$104.36	02/11/11	21653	0	BEYOND PLAY, LLC	OUTSTANDING
405855	S	\$7278.03	02/11/11	00477	0	BIX PRODUCE COMPANY	OUTSTANDING
405856			02/11/11	00477	0	UNISSUED	UNISSUED
405857			02/11/11	00477	0	UNISSUED	UNISSUED
405858			02/11/11	00477	0	UNISSUED	UNISSUED
405859	S	\$7428.00	02/11/11	20289	1	CDW GOVERNMENT, INC.	OUTSTANDING
405860	S	\$943.50	02/11/11	25034	0	COASTAL ENTERPRISES	OUTSTANDING
405861	S	\$450.52	02/11/11	27279	1	COLE PAPERS INC.	OUTSTANDING
405862	S	\$9058.50	02/11/11	00514	0	COMBUSTION HEAT & POWER, INC.	OUTSTANDING
405863	S	\$889.80	02/11/11	03866	0	CONTINENTAL CLAY COMPANY	OUTSTANDING
405864	S	\$24.60	02/11/11	00647	0	CROWN RENTAL, INC.	OUTSTANDING
405865	S	\$149.00	02/11/11	27092	0	CUSTOM EDUCATION SOLUTIONS	OUTSTANDING
405866	S	\$1299.56	02/11/11	00279	0	D.S.D., INC.	OUTSTANDING
405867	S	\$254.90	02/11/11	00837	1	DEMCO, INC.	OUTSTANDING
405868	S	\$411.06	02/11/11	09859	1	DISCOUNT SCHOOL SUPPLY	OUTSTANDING
405869	S	\$49.75	02/11/11	00605	0	DOYLE SECURITY PRODUCTS	OUTSTANDING
405870	S	\$311.40	02/11/11	06626	1	EDUCATIONAL PRODUCTS, INC	OUTSTANDING
405871	S	\$378.00	02/11/11	23953	0	ELECTRONIC COMMUNICATION SYSTEMS, INC.	OUTSTANDING
405872	S	\$15.08	02/11/11	23054	1	FASTENAL	OUTSTANDING
405873	S	\$1731.96	02/11/11	08698	1	FERGUSON ENTERPRISES # 1657	OUTSTANDING
405874	S	\$279323.02	02/11/11	03328	0	FIRST STUDENT, INC.	OUTSTANDING
405875			02/11/11	03328	0	UNISSUED	UNISSUED
405876			02/11/11	03328	0	UNISSUED	UNISSUED
405877			02/11/11	03328	0	UNISSUED	UNISSUED
405878			02/11/11	03328	0	UNISSUED	UNISSUED
405879			02/11/11	03328	0	UNISSUED	UNISSUED
405880			02/11/11	03328	0	UNISSUED	UNISSUED
405881			02/11/11	03328	0	UNISSUED	UNISSUED

CHECK #	TYPE	CHECK AMT	CHECK DATE	VENDOR #	ADDRS #	VENDOR NAME	CHECK STATUS
405882	S	\$37.29	02/11/11	27147	0	FLOCABULARY	OUTSTANDING
405883	S	\$75.15	02/11/11	04527	1	FOLLETT EDUCATIONAL SERVICES	OUTSTANDING
405884	S	\$2063.00	02/11/11	02086	0	GLEWWE DOORS, INC.	OUTSTANDING
405885	S	\$125.16	02/11/11	01457	1	GOODIN COMPANY	OUTSTANDING
405886	S	\$1427.43	02/11/11	01458	1	GOPHER	OUTSTANDING
405887	S	\$1005.79	02/11/11	04387	1	GRAINGER	OUTSTANDING
405888	S	\$33.51	02/11/11	01478	1	GRAYBAR ELECTRIC COMPANY, INC.	OUTSTANDING
405889	S	\$2603.29	02/11/11	01641	0	H&B SPECIALIZED PRODUCTS, INC.	OUTSTANDING
405890	S	\$25.00	02/11/11	24154	0	HEALTH COUNSELING SERVICES	OUTSTANDING
405891	S	\$8605.72	02/11/11	21184	1	HEWLETT-PACKARD COMPANY	OUTSTANDING
405892	S	\$146.00	02/11/11	09046	0	HI TECH REFRIGERATION	OUTSTANDING
405893	S	\$79.88	02/11/11	01729	4	HIGHSMITH	OUTSTANDING
405894	S	\$10914.59	02/11/11	09318	1	HILLYARD INC - MINNEAPOLIS	OUTSTANDING
405895			02/11/11	09318	0	UNISSUED	UNISSUED
405896	S	\$237.60	02/11/11	01622	0	HOBART SERVICE	OUTSTANDING
405897	S	\$4059.89	02/11/11	04818	0	HORIZON COMMERCIAL POOL SUPPLY	OUTSTANDING
405898	S	\$15430.70	02/11/11	01685	1	HOUGHTON MIFFLIN COMPANY	OUTSTANDING
405899	S	\$731.04	02/11/11	26525	0	INDIANAPOLIS RACKET CLUB, INC.	OUTSTANDING
405900	S	\$15.48	02/11/11	24274	1	INNOVATIVE OFFICE SOLUTIONS	OUTSTANDING
405901	S	\$266.00	02/11/11	01994	0	J&R SCHOOL SUPPLIES, INC.	OUTSTANDING
405902	S	\$7261.40	02/11/11	01576	0	JAYTECH, INC.	OUTSTANDING
405903			02/11/11	01576	0	UNISSUED	UNISSUED
405904	S	\$630.95	02/11/11	05816	0	JOHN A. DAL SIN & SON, INC.	OUTSTANDING
405905	S	\$142.74	02/11/11	00953	0	K-LOG INC.	OUTSTANDING
405906	S	\$785.32	02/11/11	02203	0	LAKESHORE LEARNING MATERIALS	OUTSTANDING
405907	S	\$299.50	02/11/11	06419	1	LENSCRAFTERS, INC.	OUTSTANDING
405908	S	\$85.90	02/11/11	02320	0	LINGUI SYSTEMS, INC.	OUTSTANDING
405909	S	\$889.67	02/11/11	05077	0	LOCKSAFE, INC.	OUTSTANDING
405910	S	\$3467.99	02/11/11	02196	0	MACKIN BOOK COMPANY	OUTSTANDING
405911	S	\$1500.00	02/11/11	20986	0	MARSHALL CAVENDISH	OUTSTANDING
405912	S	\$865.75	02/11/11	20328	0	MATERIALS PROCESSING CORPORATION	OUTSTANDING
405913	S	\$420.03	02/11/11	02395	0	MENARDS	OUTSTANDING
405914	S	\$2245.00	02/11/11	26970	0	MIDWEST COMBUSTION CONTROLS	OUTSTANDING
405915	S	\$4932.88	02/11/11	07752	0	MILLER ELECTRIC, INC.	OUTSTANDING
405916	S	\$35966.00	02/11/11	08999	1	MINNESOTA ELEVATOR INC	OUTSTANDING
405917	S	\$209.29	02/11/11	04961	0	MINVALCO, INC.	OUTSTANDING
405918	S	\$159.80	02/11/11	02526	0	MN CLAY USA	OUTSTANDING
405919	S	\$330.00	02/11/11	02540	0	MN SCHOOL BOARDS ASSOCIATION	OUTSTANDING
405920	S	\$359.68	02/11/11	03519	0	NAPA AUTO PARTS	OUTSTANDING
405921			02/11/11	03519	0	UNISSUED	UNISSUED
405922	S	\$27.16	02/11/11	02704	0	NASCO	OUTSTANDING
405923	S	\$79.25	02/11/11	03091	4	NCS PEARSON INC	OUTSTANDING
405924	S	\$625.27	02/11/11	01197	1	NEXT DAY GOURMET	OUTSTANDING
405925	S	\$1046.15	02/11/11	02489	1	OFFICE DEPOT COMPANY	OUTSTANDING
405926			02/11/11	02489	0	UNISSUED	UNISSUED
405927	S	\$1646.16	02/11/11	25544	0	ORCA BOOK PUBLISHERS	OUTSTANDING
405928	S	\$366.40	02/11/11	06985	0	PERIPOLE - BERGERAULT, INC.	OUTSTANDING
405929	S	\$237.55	02/11/11	03415	3	PITSCO EDUCATION	OUTSTANDING
405930	S	\$318.00	02/11/11	03101	0	PUMP & METER SERVICE, INC.	OUTSTANDING
405931	S	\$4516.00	02/11/11	21744	0	QUALITY AIR MECHANICAL, INC.	OUTSTANDING
405932	S	\$189.12	02/11/11	27507	1	QUIRK ROBERTS PUBLISHING	OUTSTANDING
405933	S	\$120.00	02/11/11	23374	0	RECYCLE TECHNOLOGIES, INC.	OUTSTANDING

CHECK #	TYPE	CHECK AMT	CHECK DATE	VENDOR #	ADDRS #	VENDOR NAME	CHECK STATUS
405934	S	\$39.99	02/11/11	03364	0	REMEDIA PUBLICATIONS, INC.	OUTSTANDING
405935	S	\$1311.43	02/11/11	03339	1	ROTO-ROOTER	OUTSTANDING
405936	S	\$68.80	02/11/11	03537	1	SCHOOL HEALTH SUPPLY CO., INC.	OUTSTANDING
405937	S	\$288.09	02/11/11	25097	1	SCHOOL SPECIALTY INC	OUTSTANDING
405938	S	\$139.82	02/11/11	03745	2	SHERWIN-WILLIAMS	OUTSTANDING
405939	S	\$1471.17	02/11/11	03472	2	SHIFFLER EQUIPMENT SALES INC	OUTSTANDING
405940	S	\$2227.43	02/11/11	02217	1	SIEMENS INDUSTRY, INC.	OUTSTANDING
405941	S	\$3630.73	02/11/11	22907	1	SOLUTIONS4SURE.COM, INC.	OUTSTANDING
405942	S	\$130.51	02/11/11	26913	0	SOUTHWEST PLASTIC BINDING COMPANY	OUTSTANDING
405943	S	\$40.54	02/11/11	03689	0	STATE SUPPLY CO., INC.	OUTSTANDING
405944	S	\$235.50	02/11/11	23998	2	SUMMIT FACILITY & KITCHEN SERVICE	OUTSTANDING
405945	S	\$308.00	02/11/11	04664	0	SUMMIT PRINT COPY AND MAIL SERVICE	OUTSTANDING
405946	S	\$1923.00	02/11/11	00826	1	TIERNEY BROTHERS, INC.	OUTSTANDING
405947	S	\$1550.92	02/11/11	21184	4	TIES	OUTSTANDING
405948	S	\$6041.00	02/11/11	08203	2	TIES 2010	OUTSTANDING
405949	S	\$162.60	02/11/11	00497	1	TIME FOR KIDS	OUTSTANDING
405950	S	\$70.71	02/11/11	03794	0	TOLL GAS & WELDING SUPPLY	OUTSTANDING
405951	S	\$1396.39	02/11/11	24601	0	TOTAL MECHANICAL SERVICES, INC.	OUTSTANDING
405952	S	\$330.84	02/11/11	22312	0	TOYOTA-LIFT OF MINNESOTA	OUTSTANDING
405953	S	\$6377.87	02/11/11	03802	0	TRIO SUPPLY	OUTSTANDING
405954			02/11/11	03802	0	UNISSUED	UNISSUED
405955	S	\$83.76	02/11/11	04242	1	UPSTART	OUTSTANDING
405956	S	\$71903.82	02/11/11	04417	1	US FOODSERVICE	OUTSTANDING
405957			02/11/11	04417	0	UNISSUED	UNISSUED
405958			02/11/11	04417	0	UNISSUED	UNISSUED
405959			02/11/11	04417	0	UNISSUED	UNISSUED
405960			02/11/11	04417	0	UNISSUED	UNISSUED
405961			02/11/11	04417	0	UNISSUED	UNISSUED
405962			02/11/11	04417	0	UNISSUED	UNISSUED
405963			02/11/11	04417	0	UNISSUED	UNISSUED
405964			02/11/11	04417	0	UNISSUED	UNISSUED
405965	S	\$178.37	02/11/11	03345	1	VALLEY NATIONAL GASES	OUTSTANDING
405966	S	\$240.00	02/11/11	04195	1	VIKING AUTOMATIC SPRINKLER COMPANY	OUTSTANDING
405967	S	\$85.12	02/11/11	04243	1	VIKING ELECTRIC SUPPLY, INC.	OUTSTANDING
405968	S	\$184.80	02/11/11	04419	0	WESTERN PSYCHOLOGICAL SERVICES	OUTSTANDING

TOTAL # OF ISSUED CHECKS: 762 TOTAL AMOUNT 3150510.62
 TOTAL # OF VOIDED CHECKS: 0 TOTAL AMOUNT 0.00
 TOTAL # OF UNISSUED CHECKS: 53

CHECK #	TYPE	CHECK AMT	CHECK DATE	VENDOR #	ADDRS #	VENDOR NAME	CHECK STATUS
100465	S	\$196311.41	01/20/11	26500	0	ARMSTRONG TORSETH SKOLD & RYDEEN INC.	OUTSTANDING
100466	S	\$1685.00	01/20/11	21164	0	W.V. NELSON CONSTRUCTION CORPORATION	OUTSTANDING
TOTAL # OF ISSUED CHECKS:			2	TOTAL AMOUNT		197996.41	
TOTAL # OF VOIDED CHECKS:			0	TOTAL AMOUNT		0.00	
TOTAL # OF UNISSUED CHECKS:			0				

INDEPENDENT SCHOOL DISTRICT 191
Burnsville-Eagan-Savage
Business Office

TO: Members of the School Board

FROM: Lisa K. Rider, Executive Director of Business Services

DATE: February 17, 2011

RE: Budget Analysis for the Month Ending January 2011

RECOMMENDATION: That the Board accept the Budget Analysis for the Month ending January 31, 2011.

The January Budget Reports are presented for Board information and review. The reports indicate that year-to-date expenditures plus encumbrances in all funds total \$70,163,753.88 or 45.79% of the Adopted Budgets. Year-to-date revenue in all funds total \$75,192,382.64 or 46.17% of the Revised Budgets.

Additional financial reports and summaries to are provided to allow monthly monitoring of the budget. With respect to Revenue, we are furnishing two reports:

Revenue Summary By Fund
Revenue Summary By Source

Four expenditure reports are included in the board packet as follows:

Expenditure Summary By Fund
Expenditure By Object
Expenditure By Program
Expenditure By Building

All of the reports show last year's actual figures, this year's budget and this year's activity to date. Additional detail is available on request.

To assist the Board in monitoring monthly financial activity and to help identify budget-to-actual deviations, graphs have been developed as follows:

Cash and Investments By Month for Last year and Current year
General Fund Revenues Year-to-Date for Last year and Current year
All Funds Revenue Year-to-Date for Last year and Current year
General Fund Expenditures Year-to-Date for Last year and Current year
All Funds Expenditure Year-to-Date for Last year and Current year

All of the reports and graphs are presented on a monthly basis together with comments regarding identified deviations or unanticipated occurrences. I would be glad to answer any questions regarding these reports.

STATEMENT OF REVENUE

DIST 0191 Burnsville-Eagan-Savage ISD191 ACCOUNTING PERIOD 01/01/11 TO 01/31/11

ACCT STATUS: Active and Next Year Accts ACCOUNT RANGES: 01 TO 99-999
 ZERO BALANCES: Suppress Zero Balances
 SORTED BY: ACCOUNT FD ORG
 SUBTOTALED BY: ACCOUNT FD
 SERIES TOTALS: <None Selected>
 PAGE BREAK ON: <None Selected>

FD	PRIOR	< - - - - -	- - - - -	FISCAL YEAR 201007	- - - - -	>
01	YEAR	REVISED	01/01/11	RECEIVED	REMAINING	PERCENT
	ACTUAL	BUDGET	01/31/11	THRU 01/31/11	ON 01/31/11	REMAINING
01 GENERAL	110,681,782.05	109,039,165	11,417,426.25	66,187,964.58	42,851,200.42	39.29 %
02 FOOD SERVICE	4,399,632.71	4,000,604	332,380.09	1,812,742.77	2,187,861.23	54.68 %
04 COMMUNITY SERVICE	6,673,727.18	6,571,007	360,530.74	4,002,385.08	2,568,621.92	39.09 %
06 CAPITAL PROJECTS	1,704,906.63	16,615,000	85.22	727.16	16,614,272.84	99.99 %
07 DEBT SERVICE	7,006,152.81	6,970,962	144,532.90	2,250,362.23	4,720,599.77	67.71 %
08 FLEX BENEFIT FUND	897,474.38	925,000	85,507.80	407,879.85	517,120.15	55.90 %
09 SCHOLARSHIP FUND	62,202.84	33,300	1,000.00	730.00	32,570.00	97.80 %
11 RHEAUME EDUCATIONAL FUND	15.32	100	0.00	0.00	100.00	100.00 %
12 K ROGERS SCHOLARSHIP	16.44	0	0.00	0.00	0.00	0.00 %
15 <DESC. NOT FOUND>	73,324.48	94,733	13,291.22	60,162.72	34,570.28	36.49 %
20 ISF - DENTAL	900,398.65	963,000	0.00	0.00	963,000.00	100.00 %
21 ISF - POST RETIREMENT BENEFITS	3,097,616.40	1,007,500	0.00	0.00	1,007,500.00	100.00 %
22 ISF - HEALTH SELECT 105	2,638,341.58	13,393,410	0.00	0.00	13,393,410.00	100.00 %
25 OPEB REVOCABLE TRUST	1,112,089.22	1,205,000	42,754.92	469,428.25	735,571.75	61.04 %
47 POST EMPLOYMENT BENEFITS	0.00	2,026,283	0.00	0.00	2,026,283.00	100.00 %
*** REPORT TOTALS:	139,247,680.69	162,845,064	12,397,509.14	75,192,382.64	87,652,681.36	53.82 %

BURNSVILLE-EAGAN-SAVAGE

Independent School District 191

DISTRICT REVENUES

BY

SOURCE

WITHIN FUND

January, 2011

ACCT STATUS: Active and Next Year Accts ACCOUNT RANGES: 01 TO 99-999-999-999-999
 ZERO BALANCES: Suppress Zero Balances
 SORTED BY: ACCOUNT FD SRC
 SUBTOTALLED BY: ACCOUNT FD SRC
 SERIES TOTALS: <None Selected>
 PAGE BREAK ON: FUND

SRC FD	PRIOR YEAR ACTUAL	REVISD BUDGET	01/01/11 TO 01/31/11	FISCAL YEAR 201007 RECEIVED THRU 01/31/11	REMAINING ON 01/31/11	PERCENT REMAINING
001 MAINTENANCE LEVY	20,898,071.09	21,044,378	1,623,499.10	15,991,301.86	5,053,076.14	24.01 %
004 TAX INCREMENT FINANCE - TIF	482.88	0	0.00	0.00	0.00	0.00 %
009 FISCAL DISPARITIES	2,904,731.76	2,952,778	27,074.96	209,858.85	2,742,919.15	92.89 %
010 COUNTY APPORTIONMENT	250,714.81	0	113,163.96	261,080.13	261,080.13-	0.00 %
019 MISC LOCAL TAXES	44,277.83	0	0.00	0.00	0.00	0.00 %
021 TUITION MN SCHL DIST	163,189.17	0	0.00	67,739.33	67,739.33-	0.00 %
050 FEES	524,191.30	400	39,210.31	295,391.93	294,991.93-	3747.98-%
060 ADMISSION	215,666.32	0	18,422.80	131,596.97	131,596.97-	0.00 %
071 MEDICAL ASSIST REVENUE	136,156.04	80,000	20,973.66	88,396.16	8,396.16-	10.49-%
091 INTEREST EARNINGS-ESCROW AGENT	42.96	0	0.00	0.00	0.00	0.00 %
092 INTEREST EARNINGS	102,456.16	0	3,536.12	25,484.66	25,484.66-	0.00 %
093 RENTAL OF FACILITIES	110,863.13	0	16,468.56	76,717.99	76,717.99-	0.00 %
096 GIFTS & BEQUESTS	217,590.20	0	20,748.45	184,092.91	184,092.91-	0.00 %
099 MISC LOCAL REVENUE	568,611.72	660,000	66,862.10	338,261.67	321,738.33	48.74 %
201 ENDOWMENT AID	293,886.07	0	0.00	142,295.82	142,295.82-	0.00 %

SRC FD	PRIOR YEAR ACTUAL	REVISED BUDGET	01/01/11 TO 01/31/11	FISCAL YEAR 201007 RECEIVED THRU 01/31/11	REMAINING ON 01/31/11	PERCENT REMAINING
211 01	57,458,585.13	63,089,078	8,283,562.61	34,617,582.33	28,471,495.67	45.12 %
213	26,337.36	20,000	0.00	0.00	20,000.00	100.00 %
227	1,234.73	0	0.00	1,223.33	1,223.33-	0.00 %
234	296,851.17	242,163	0.00	80,149.76	162,013.24	66.90 %
258	3,210.20	3,143	0.00	866.66	2,276.34	72.42 %
300	3,129,030.55	2,925,230	289,931.49	1,331,811.35	1,593,418.65	54.47 %
360	11,752,427.25	11,774,734	498,619.28	8,304,815.26	3,469,918.74	29.46 %
369	4,249.00	500-	5,870.00	12,105.00	12,605.00-2521.00	%
370	63,461.49	15,000	0.00	40,882.43	25,882.43-	172.54-%
400	11,254,740.90	5,096,317	348,249.19	3,658,852.02	1,437,464.98	28.20 %
405	118,039.80	136,444	29,911.39	48,317.88	88,126.12	64.58 %
421	7,155.02	0	0.00	0.00	0.00	0.00 %
621	132,956.75	100,000	7,717.84	75,535.85	24,464.15	24.46 %
625	2,571.26	900,000	3,604.43	203,604.43	696,395.57	77.37 %
*** 01 GENERAL	110,681,782.05	109,039,165	11,417,426.25	66,187,964.58	42,851,200.42	39.29 %

SRC FD	PRIOR YEAR ACTUAL	REVISED BUDGET	01/01/11 TO 01/31/11	FISCAL YEAR 201007 RECEIVED THRU 01/31/11	REMAINING ON 01/31/11	PERCENT REMAINING
092 INTEREST	2,993.87	18,000	0.00	0.00	18,000.00	100.00 %
099 MISC LOCAL REVENUE	4,021.13	0	1,015.08	5,680.39	5,680.39-	0.00 %
319 STATE AID	160,500.95	126,334	21,213.78	68,343.24	57,990.76	45.90 %
400 <DESC. NOT FOUND>	26,000.00	0	0.00	0.00	0.00	0.00 %
471 FEDERAL AID	244,508.68	225,700	24,962.79	67,625.67	158,074.33	70.03 %
472 FREE/REDUCED AID	1,121,609.58	1,026,200	453.56-	429,325.64	596,874.36	58.16 %
473 COMMODITY CASH REBATES	66,336.71	60,000	17,519.25	22,862.58	37,137.42	61.89 %
474 COMMODITY DIST PROG	118,127.65	135,000	0.00	0.00	135,000.00	100.00 %
475 SPECIAL MILK PROGRAM	1,861.44	1,850	0.00	528.96	1,321.04	71.40 %
476 FED SCH BREAKFAST PRG	303,640.61	269,100	41,495.70	148,412.46	120,687.54	44.84 %
601 SALES TO PUPILS	2,237,736.94	2,067,550	215,473.15	1,014,268.82	1,053,281.18	50.94 %
606 SALES TO ADULTS	40,869.60	37,720	5,030.40	22,228.00	15,492.00	41.07 %
608 SPEC FUNCTION-FOOD	67,169.55	33,150	6,155.25	33,145.76	4.24	0.01 %
621 SALE SVCS/RESALE MAT	0.00	0	0.00	178.50	178.50-	0.00 %
622 SALE OF MATERIALS	121.00	0	43.25	142.75	142.75-	0.00 %
624 SALE OF EQUIPMENT	4,135.00	0	75.00-	0.00	0.00	0.00 %
*** 02 FOOD SERVICE	4,399,632.71	4,000,604	332,380.09	1,812,742.77	2,187,861.23	54.68 %

SRC FD	PRIOR YEAR ACTUAL	REVISED BUDGET	01/01/11 TO 01/31/11	FISCAL YEAR 201007 RECEIVED THRU 01/31/11	REMAINING ON 01/31/11	PERCENT REMAINING
001 04	781,966.72	811,507	48,710.75	547,149.45	264,357.55	32.57 %
004	22.74	0	0.00	0.00	0.00	0.00 %
009	96,387.82	122,976	579.87	8,699.64-	131,675.64	107.07 %
019	111.72	0	0.00	0.00	0.00	0.00 %
040	4,098,451.92	4,282,000	374,776.98	2,746,142.42	1,535,857.58	35.86 %
050	39,780.81	31,000	3,146.50	21,139.94	9,860.06	31.80 %
060	3,633.91	2,750	0.00	2,376.85	373.15	13.56 %
092	2,527.26	5,000	0.03	0.26	4,999.74	99.99 %
093	58,109.59	45,600	3,453.83	37,654.78	7,945.22	17.42 %
096	60,717.70	27,500	1,125.00	20,229.13	7,270.87	26.43 %
099	129,320.67	94,710	1,476.71	22,662.43	72,047.57	76.07 %
227	244.38	0	0.00	161.26	161.26-	0.00 %
234	39,868.55	46,165	0.00	10,764.69	35,400.31	76.68 %
258	430.70	422	0.00	116.40	305.60	72.41 %
300	844,978.46	800,929	155.51	441,181.43	359,747.57	44.91 %
301	102,300.31	116,610	75,879.42-	101,533.55	15,076.45	12.92 %
400	45,971.21	61-	0.00	39,397.77	39,458.77-4686.50	85.82 %

SRC FD	PRIOR YEAR ACTUAL	< - - - - - REVISED BUDGET	FISCAL YEAR 201007		- - - - ->	
			01/01/11 01/31/11	RECEIVED THRU 01/31/11	REMAINING ON 01/31/11	PERCENT REMAINING
477 04	337.36	500	0.00	2,856.79	2,356.79-	471.35-%
477 CASH IN LIEU/COMMODY						
621 MAT PUR FOR RESALE	22,143.52	15,600	2,984.98	17,717.57	2,117.57-	13.57-%
622 SALE OF MATERIALS	910.00	1,000	0.00	0.00	1,000.00	100.00 %
649 TRANSFER FROM OTH FD	345,511.83	166,799	0.00	0.00	166,799.00	100.00 %
*** 04 COMMUNITY SERVICE	6,673,727.18	6,571,007	360,530.74	4,002,385.08	2,568,621.92	39.09 %

SRC FD	PRIOR YEAR ACTUAL	< - - - - ->	FISCAL YEAR 201007		REMAINING PERCENT		
			REVISIED BUDGET	01/01/11 01/31/11	RECEIVED THRU 01/31/11	ON 01/31/11	REMAINING
001 06							
001 MAINTENANCE LEVY	1,650,239.00	0	0.00	0.00		0.00	0.00 %
092 INTEREST EARNINGS	54,667.63	40,000	85.22	727.16		39,272.84	98.18 %
631 SALE-CONSTRUCTION BONDS	0.00	16,575,000	0.00	0.00		16,575,000.00	100.00 %
*** 06 CAPITAL PROJECTS	1,704,906.63	16,615,000	85.22	727.16		16,614,272.84	99.99 %

SRC FD	PRIOR YEAR ACTUAL	REVISED BUDGET	01/01/11 TO 01/31/11	FISCAL YEAR 201007 RECEIVED THRU 01/31/11	REMAINING ON 01/31/11	PERCENT REMAINING
001 MAINTENANCE LEVY	5,969,116.96	5,716,155	141,640.52	2,036,475.25	3,679,679.75	64.37 %
004 TAX INCREMENT FINANCE - TIF	109.14	0	0.00	0.00	0.00	0.00 %
009 FISCAL DISPARITIES	716,020.68	866,279	2,628.48	35,659.19-	901,938.19	104.11 %
019 MISC LOCAL TAXES	536.22	0	0.00	0.00	0.00	0.00 %
092 INTEREST EARNINGS	11,673.15	60,000	0.00	0.00	60,000.00	100.00 %
234 HOMESTEAD MKT VAL CREDIT	305,394.66	325,305	263.90	246,391.36	78,913.64	24.25 %
258 STATE-OTHER CREDITS	3,302.00	3,223	0.00	3,154.81	68.19	2.11 %
*** 07 DEBT SERVICE	7,006,152.81	6,970,962	144,532.90	2,250,362.23	4,720,599.77	67.71 %

SRC FD	PRIOR YEAR	FISCAL YEAR 201007			REMAINING PERCENT	
		REVISIED BUDGET	01/01/11 01/31/11	RECEIVED THRU 01/31/11	ON 01/31/11	REMAINING
099 08	ACTUAL					
099 MISC LOCAL REVENUE	897,474.38	925,000	85,507.80	407,879.85	517,120.15	55.90 %
*** 08 FLEX BENEFIT FUND	897,474.38	925,000	85,507.80	407,879.85	517,120.15	55.90 %

SRC FD	PRIOR YEAR	FISCAL YEAR 201007			REMAINING PERCENT	
		REVIS ACTUAL	01/01/11 01/31/11	RECEIVED THRU 01/31/11	ON 01/31/11	REMAINING
092 INTEREST EARNINGS	272.12	1,300	0.00	0.00	1,300.00	100.00 %
096 GIFTS	49,663.00	27,000	1,000.00	730.00	26,270.00	97.29 %
099 MISC LOCAL REVENUE	12,267.72	5,000	0.00	0.00	5,000.00	100.00 %
*** 09 SCHOLARSHIP FUND	62,202.84	33,300	1,000.00	730.00	32,570.00	97.80 %

SRC FD	PRIOR YEAR	FISCAL YEAR 201007			REMAINING PERCENT	
		REVISIED BUDGET	01/01/11 01/31/11	RECEIVED THRU 01/31/11	ON 01/31/11	REMAINING
092 11	ACTUAL					
092 INTEREST EARNINGS	15.32	100	0.00	0.00	100.00	100.00 %
*** 11 RHEAUME EDUCATIONAL FUND	15.32	100	0.00	0.00	100.00	100.00 %

SRC FD	PRIOR YEAR	FISCAL YEAR 201007			REMAINING PERCENT	
		REVIS BUDGET	01/01/11 01/31/11	RECEIVED THRU 01/31/11	ON 01/31/11	REMAINING
092 12	ACTUAL					
092 INTEREST EARNINGS	16.44	0	0.00	0.00	0.00	0.00 %
*** 12 K ROGERS SCHOLARSHIP	16.44	0	0.00	0.00	0.00	0.00 %

SRC FD	PRIOR YEAR	FISCAL YEAR 201007				REMAINING ON 01/31/11	PERCENT REMAINING
		REVISED BUDGET	01/01/11 01/31/11	RECEIVED THRU 01/31/11			
099 15	ACTUAL						
099 MISC LOCAL REVENUE	73,324.48	94,733	13,291.22	60,162.72	34,570.28	36.49 %	
*** 15 <DESC. NOT FOUND>	73,324.48	94,733	13,291.22	60,162.72	34,570.28	36.49 %	

SRC FD	PRIOR YEAR ACTUAL	< - - - - - REVISED BUDGET	FISCAL YEAR 201007		- - - - ->	
			01/01/11 01/31/11	RECEIVED THRU 01/31/11	REMAINING ON 01/31/11	PERCENT REMAINING
092 20	1,220.77	3,000	0.00	0.00	3,000.00	100.00 %
092 INTEREST EARNINGS						
099 MISC LOCAL REVENUE	899,177.88	960,000	0.00	0.00	960,000.00	100.00 %
*** 20 ISF - DENTAL	900,398.65	963,000	0.00	0.00	963,000.00	100.00 %

SRC FD	PRIOR YEAR ACTUAL	< - - - - - REVISED BUDGET	FISCAL YEAR 201007		REMAINING PERCENT	
			01/01/11 01/31/11	RECEIVED THRU 01/31/11	REMAINING ON 01/31/11	PERCENT REMAINING
092 INTEREST EARNINGS	8,154.40	7,500	0.00	0.00	7,500.00	100.00 %
099 MISC LOCAL REVENUE	1,150,000.00	1,000,000	0.00	0.00	1,000,000.00	100.00 %
649 TRANSFER FROM OTH FD	1,939,462.00	0	0.00	0.00	0.00	0.00 %
*** 21 ISF - POST RETIREMENT BENEFIT	3,097,616.40	1,007,500	0.00	0.00	1,007,500.00	100.00 %

SRC FD	PRIOR YEAR	ACTUAL	REVISED BUDGET	FISCAL YEAR 201007		REMAINING ON 01/31/11	PERCENT REMAINING
				01/01/11 TO 01/31/11	RECEIVED THRU 01/31/11		
092 INTEREST EARNINGS	4,539.58	0	0.00	0.00	0.00	0.00	0.00 %
099 MISC LOCAL REVENUE	0.00	13,393,410	0.00	0.00	0.00	13,393,410.00	100.00 %
649 TRANSFERS BETWEEN FUNDS	2,633,802.00	0	0.00	0.00	0.00	0.00	0.00 %
*** 22 ISF - HEALTH SELECT 105	2,638,341.58	13,393,410	0.00	0.00	0.00	13,393,410.00	100.00 %

SRC FD	PRIOR YEAR ACTUAL	< - - - - - REVISED BUDGET	FISCAL YEAR 201007		- - - - ->	
			01/01/11 01/31/11	RECEIVED THRU 01/31/11	REMAINING ON 01/31/11	PERCENT REMAINING
092 INTEREST REVENUE	285,719.31	385,000	10.08	164,725.59	220,274.41	57.21 %
614 <DESC. NOT FOUND>	145,802.08	0	0.00	0.00	0.00	0.00 %
616 <DESC. NOT FOUND>	680,567.83	820,000	42,744.84	304,702.66	515,297.34	62.84 %
*** 25 OPEB REVOCABLE TRUST	1,112,089.22	1,205,000	42,754.92	469,428.25	735,571.75	61.04 %

SRC FD	PRIOR YEAR	FISCAL YEAR 201007			REMAINING PERCENT	
		REVISIED BUDGET	01/01/11 01/31/11	RECEIVED THRU 01/31/11	ON 01/31/11	REMAINING
001 47	0.00	1,366,552	0.00	0.00	1,366,552.00	100.00 %
001 MAINTENANCE LEVY	0.00	1,366,552	0.00	0.00	1,366,552.00	100.00 %
009 FISCAL DISPARITIES	0.00	206,987	0.00	0.00	206,987.00	100.00 %
092 INTEREST EARNINGS	0.00	375,000	0.00	0.00	375,000.00	100.00 %
234 HOMESTEAD MKT VAL CREDIT	0.00	77,744	0.00	0.00	77,744.00	100.00 %
*** 47 POST EMPLOYMENT BENEFITS	0.00	2,026,283	0.00	0.00	2,026,283.00	100.00 %
*** REPORT TOTALS:		139,247,680.69	162,845,064	12,397,509.14	75,192,382.64	87,652,681.36 53.82 %

STATEMENT OF EXPENDITURES

DIST 0191 Burnsville-Eagan-Savage ISD191 ACCOUNTING PERIOD 01/01/11 TO 01/31/11

ACCT STATUS: Active and Next Year Accts ACCOUNT RANGES: 01- TO 99-
 ZERO BALANCES: Suppress Zero Balances
 SORTED BY: ACCOUNT FD ORG
 SUBTOTALLED BY: ACCOUNT FD
 SERIES TOTALS: <None Selected>
 PAGE BREAK ON: <None Selected>

FD	PRIOR	< - - - - -	FISCAL YEAR 201007	- - - - -	>		
01	YEAR	REVISED	01/01/11	EXPENDED	ENCUMBERED	REMAINING	PERCENT
	ACTUAL	BUDGET	01/31/11	THRU 01/31/11	THRU 01/31/11	ON 01/31/11	REMAINING
01 GENERAL	107,400,275.02	106,345,185	8,558,322.97	50,245,876.48	473,572.60	55,625,735.92	52.30 %
02 FOOD SERVICE	4,265,454.09	4,048,636	372,092.86	1,958,080.76	2,316.97	2,088,238.27	51.57 %
03 TRANSPORTATION	6,175,031.07	6,361,101	1,072,851.21	2,544,662.61		3,816,438.39	59.99 %
04 COMMUNITY SERVICE	6,780,588.95	6,571,007	485,638.15	3,477,384.77	5,227.36	3,088,394.87	47.00 %
06 CAPITAL PROJECTS	10,030,899.92	2,800,000	197,996.41	855,028.09	15,635.00	1,929,336.91	68.90 %
07 DEBT SERVICE	6,989,932.08	7,004,482	6,526,716.24	8,573,382.50		1,568,900.50-	22.39-%
08 FLEX BENEFIT FUND	955,958.38	925,000	52,606.84	432,297.36		492,702.64	53.26 %
09 SCHOLARSHIP FUND	58,357.75	42,000	75.00	13,120.25		28,879.75	68.76 %
10 PRIN EARLY RET INS FUND	75,222.94	0	0.00	0.00		0.00	0.00 %
15 CAFE	82,029.00	95,264	10,603.91	46,698.97		48,565.03	50.97 %
20 ISF - DENTAL	963,847.28	900,600	84,232.74	523,948.05		376,651.95	41.82 %
21 ISF - POST RETIREMENT BENEFITS	111,153.17	996,000	207,365.02	203,739.03		792,260.97	79.54 %
22 ISF - HEALTH SELECT 105	0.00	13,393,410	0.00	0.00		13,393,410.00	100.00 %
25 OPEB REVOCABLE TRUST	2,119,932.04	2,188,556	111,355.85	792,783.08		1,395,772.92	63.77 %
47 POST EMPLOYMENT BENEFITS	781,890.00	1,572,650	0.00	0.00		1,572,650.00	100.00 %
*** REPORT TOTALS:	146,790,571.69	153,243,891	17,679,857.20	69,667,001.95	496,751.93	83,080,137.12	54.21 %

BURNSVILLE-EAGAN-SAVAGE

Independent School District 191

DISTRICT EXPENDITURE BUDGET

BY

OBJECT

WITHIN FUND

January, 2011

ACCT STATUS: Active and Next Year Accts ACCOUNT RANGES: 01 TO 99-999
 ZERO BALANCES: Suppress Zero Balances
 SORTED BY: ACCOUNT FD OBJ
 SUBTOTALLED BY: ACCOUNT FD OBJ
 SERIES TOTALS: ACCOUNT OBJ
 PAGE BREAK ON: <None Selected>

OBJ FD	PRIOR YEAR ACTUAL	< - - - - - REVISED BUDGET	01/01/11 01/31/11	FISCAL YEAR 201007 EXPENDED THRU 01/31/11	ENCUMBERED THRU 01/31/11	REMAINING ON 01/31/11	PERCENT REMAINING
100 01							
100 SALARY CONTINGENCY	0.00	1,149,944	0.00	0.00		1,149,944.00	100.00 %
101 SALARIES PAYABLE	0.00	0	6,419.20	48,200.93		48,200.93-	0.00 %
110 ADMINISTRATION/SUPERVISION	4,196,024.05	4,774,966	368,662.38	2,573,393.44		2,201,572.56	46.10 %
117 MANAGERIAL-OPERATIONS	299,265.00	303,170	25,264.16	176,849.12		126,320.88	41.66 %
140 LICENSED CLASSROOM	32,733,761.39	34,617,578	2,872,907.03	15,684,351.67		18,933,226.33	54.69 %
141 NON-LIC - CLASSROOM	730,230.66	739,598	54,515.37	271,593.70		468,004.30	63.27 %
143 LIC - CLASSROOM SUPPORT	5,442,855.82	6,101,012	511,864.15	2,765,634.74		3,335,377.26	54.66 %
144 NON-LIC - CLASSROOM SUPPORT	886,510.20	753,713	63,319.83	340,315.82		413,397.18	54.84 %
145 SUBSTITUTE TEACHERS	1,125,217.40	1,054,052	113,572.58	506,433.79		547,618.21	51.95 %
146 SUBSTITUTE NON-LIC INSTRUCT	171,651.21	143,955	20,917.96	108,663.41		35,291.59	24.51 %
151 OCCUPATIONAL THERAPIST	538,282.87	555,330	46,278.30	273,022.47		282,307.53	50.83 %
152 SPEECH/LANGUAGE PATHOLOGIST	1,418,342.99	1,530,699	125,193.10	718,375.69		812,323.31	53.06 %
154 SCHOOL NURSE	574,940.74	599,536	50,021.88	274,393.13		325,142.87	54.23 %
156 SCHOOL SOCIAL WORKER	221,790.44	234,049	19,503.96	107,271.78		126,777.22	54.16 %
157 SCHOOL PSYCHOLOGIST	626,600.66	652,671	56,917.76	320,557.56		332,113.44	50.88 %

OBJ FD	PRIOR YEAR ACTUAL	REVISED BUDGET	01/01/11 TO 01/31/11	FISCAL YEAR 201007 EXPENDED THRU 01/31/11	ENCUMBERED THRU 01/31/11	REMAINING ON 01/31/11	PERCENT REMAINING
161 01							
161 EA PERSONAL CARE ASSISTANT	2,924,747.20	2,649,854	221,825.53	1,093,660.99		1,556,193.01	58.72 %
162 ONE TO ONE EA	75,881.29	312,889	26,698.36	129,177.51		183,711.49	58.71 %
163 EMPLOYEE INTERPRETER	1,890.00	2,000	0.00	800.00		1,200.00	60.00 %
165 SCHOOL COUNSELOR	697,622.54	663,536	55,945.78	299,889.37		363,646.63	54.80 %
170 SEC-CLERICAL-OTHER	2,903,328.83	3,009,558	266,070.99	1,581,609.94		1,427,948.06	47.44 %
171 TEMPORARY & OVERTIME	176,158.68	284,575	6,462.90-	136,458.46		148,116.54	52.04 %
172 TECHNOLOGY SALARIES	213,477.72	204,213	11,545.66	108,370.64		95,842.36	46.93 %
174 CUSTODIAL SALARIES	3,312,183.76	3,388,267	291,621.44	1,974,384.78		1,413,882.22	41.72 %
175 CULTURAL LIASION	152,554.69	184,534	14,012.54	79,513.67		105,020.33	56.91 %
176 DRIVERS SALARIES	62,333.66	55,400	3,308.67	32,536.21		22,863.79	41.27 %
179 DAPE SPECIALISTS	363,423.28	400,056	33,290.60	181,578.12		218,477.88	54.61 %
185 LIC INSTR - OTHER	3,357,529.53	2,353,419	146,997.31	1,381,144.81		972,274.19	41.31 %
186 NON-LIC INSTR - OTHER	541,082.43	508,670	48,485.57	327,904.06		180,765.94	35.53 %
191 SEVERANCE PAY	1,150,000.00	1,000,000	0.00	3,150.01		996,849.99	99.68 %
195 CHARGEBACK SALARIES	48,000.00-	48,000-	0.00	0.00		48,000.00-	100.00 %
199 OFFICIALS-JUDGE-TIMEKPRS	32,290.00	35,508	3,163.93	14,648.81		20,859.19	58.74 %
** TOTAL OBJ SERIES: 100-199 SALARIES AND WAGES	64,881,977.04	68,214,752	5,451,861.14	31,513,884.63		36,700,867.37	53.80 %

OBJ FD	PRIOR YEAR ACTUAL	REVISED BUDGET	01/01/11 TO 01/31/11	FISCAL YEAR 201007 EXPENDED THRU 01/31/11	ENCUMBERED THRU 01/31/11	REMAINING ON 01/31/11	PERCENT REMAINING
201 01							
201 TUITION REIMBURSEMENT	45,622.04	32,000	22,474.88	41,033.88		9,033.88-	28.23-%
210 FICA	4,666,496.74	4,783,081	395,799.32	2,290,285.61		2,492,795.39	52.11 %
214 PERA	936,777.22	848,823	77,755.49	472,088.02		376,734.98	44.38 %
218 TRA	2,773,538.19	2,792,794	236,625.28	1,342,835.91		1,449,958.09	51.91 %
220 HEALTH INSURANCE	12,090,243.88	10,517,112	937,884.43	4,907,792.95		5,609,319.05	53.33 %
230 LIFE INSURANCE	77,516.36	105,033	9,032.11	47,601.00		57,432.00	54.67 %
235 DENTAL INSURANCE	569,947.28	576,043	52,153.58	272,588.29		303,454.71	52.67 %
240 LONG TERM DISABILITY	378,573.57	346,790	29,375.36	156,676.55		190,113.45	54.82 %
250 TSA MATCH	554,195.17	660,695	54,948.84	327,013.80		333,681.20	50.50 %
251 HEALTH REIMBURSEMENT	10,800.00	6,025	0.00	0.00		6,025.00	100.00 %
252 HEALTH SAVINGS PLAN	16,892.56	0	0.00	130,493.75		130,493.75-	0.00 %
253 TSA - DISTRICT MATCH	16,892.55-	0	0.00	154,488.85		154,488.85-	0.00 %
270 WORKERS COMP INS	279,773.70	406,151	23,011.59	186,046.58		220,104.42	54.19 %
280 REEMPLOYMENT COMP INS	252,004.05	260,000	0.00	129,617.36		130,382.64	50.14 %
295 EMPLOYEE BENEFITS CHGBK	12,000.00-	733,119	0.00	0.00		733,119.00	100.00 %
** TOTAL OBJ SERIES: 200-299 EMPLOYEE BENEFITS	22,623,488.21	22,067,666	1,839,060.88	10,458,562.55		11,609,103.45	52.60 %
303 FED AWARDS UNDER \$25,000	229,794.45	301,274	17,320.74	102,089.03		199,184.97	66.11 %

OBJ FD	PRIOR YEAR ACTUAL	REVISED BUDGET	01/01/11 01/31/11	FISCAL YEAR 201007 EXPENDED THRU 01/31/11	ENCUMBERED THRU 01/31/11	REMAINING ON 01/31/11	PERCENT REMAINING
304 01							
304 FED AWARDS OVER \$25,000	66,532.92	115,828	21,700.00	26,620.00		89,208.00	77.01 %
305 PROF & TECH SERV	1,228,106.02	1,461,136	156,645.35	677,352.87	13,532.75	770,250.38	52.71 %
310 SCHOOL BOARD PER DIEM	42,600.00	42,600	3,550.00	24,850.00		17,750.00	41.66 %
319 OTHER PERSONAL SERVICES	99,935.91	137,395	17,905.95	65,098.00		72,297.00	52.61 %
320 COMMUNICATION SERVICES	296,153.54	402,247	13,032.98	78,907.21	10,787.50	312,552.29	77.70 %
321 PHONE-LONG DISTANCE	1,672.11	2,501	299.47	388.79		2,112.21	84.45 %
325 INTERDEPT POSTAGE	41,848.64	36,599	2,817.42	19,752.10		16,846.90	46.03 %
329 POSTAGE & PARCEL SERVICES	29,741.43	54,108	2,667.71	15,895.60		38,212.40	70.62 %
330 ELECTRICITY	829,142.50	646,800	99,244.40	480,150.11		166,649.89	25.76 %
331 WATER & SEWER	240,024.62	232,700	15,556.33	89,860.25		142,839.75	61.38 %
332 FIRM GAS	116,582.76	108,650	45,960.67	78,669.03		29,980.97	27.59 %
333 INTERRUPTIBLE GAS	383,924.71	602,000	42,813.99	107,427.88		494,572.12	82.15 %
334 REFUSE REMOVAL	55,310.48	40,000	4,826.40	29,090.29		10,909.71	27.27 %
340 PROPERTY/LIABILITY INSURANCE	202,268.83	500,000	18,290.10	177,755.64		322,244.36	64.44 %
350 REPAIRS/MAINT SERVICES	381,386.37	321,787	11,630.74	70,768.27	4,335.75	246,682.98	76.66 %
351 REPAIR/MAINT - BLDG	390,584.22	470,500	89,892.91	424,151.98	6,567.10	39,780.92	8.45 %
352 REPAIR/MAINT VEHICLE	9,385.84	20,000	565.90	4,060.88		15,939.12	79.69 %

OBJ FD	PRIOR YEAR ACTUAL	REVISED BUDGET	01/01/11 TO 01/31/11	FISCAL YEAR 201007 EXPENDED THRU 01/31/11	ENCUMBERED THRU 01/31/11	REMAINING ON 01/31/11	PERCENT REMAINING
353 REPAIR/MAINT - SITE	15,732.87	7,960	9,379.00	18,948.18	7,263.00	18,251.18	229.28-%
357 DEAF INTERPRETER	1,145.50	2,000	0.00	598.00		1,402.00	70.10 %
358 CONSULTANT INTERPERTER	56,725.50	79,150	5,246.50	28,912.00		50,238.00	63.47 %
360 TRANS-CONTRACTS	583.80	73,947	207.61	447.62		73,499.38	99.39 %
361 TRANS-CONTRACTS	216,169.24	148,139	21,352.97	100,370.45		47,768.55	32.24 %
363 SNOW REMOVAL	15,083.20	12,000	106,644.75	118,768.00		106,768.00	889.73-%
365 TRANS-FUEL CHARGBACK	47,991.45	73,903	2,400.00	9,661.71		64,241.29	86.92 %
366 TRAVEL/CONFERENCES	268,846.84	310,317	23,818.80	107,949.34	2,149.00	200,218.66	64.52 %
368 FEDERAL OUT-OF-STATE TRAVEL	2,911.37	8,200	0.00	2,137.05		6,062.95	73.93 %
369 ENTRY FEES/STUDENT TRAV ALLOW	185.00	400	0.00	205.00		195.00	48.75 %
370 RENTALS & LEASES	901,391.79	730,698	97,890.43	549,506.93	113,466.30	67,724.77	9.26 %
380 ADVERTISING	14,700.97	51,600	3,207.13	15,700.50		35,899.50	69.57 %
381 PRINTING-BINDING	77,233.77	89,380	4,664.62	33,146.68		56,233.32	62.91 %
385 INTERDEPT PRINTING	113.45-	4,105	1.64-	27.67-		4,132.67	100.67 %
390 TUITION-MN ISD	788,143.61	745,355	37,627.55	326,965.99		418,389.01	56.13 %
391 COST SHARING PAYMTS-MN ISD	27,979.51	30,000	0.00	0.00		30,000.00	100.00 %
392 <DESC. NOT FOUND>	3,383.68	5,000	2,009.06	10,362.52		5,362.52-	107.25-%

OBJ FD	PRIOR YEAR ACTUAL	REVISED BUDGET	01/01/11 TO 01/31/11	FISCAL YEAR 201007 EXPENDED THRU 01/31/11	ENCUMBERED THRU 01/31/11	REMAINING ON 01/31/11	PERCENT REMAINING
393 01							
393 SPEC ED CONTRACTED SERVICES	29,936.33	3,100	0.00	3,382.96		282.96-	9.12-%
394 REGIST/ENTRY FEES	386,075.03	317,961	53,800.20	236,359.10		81,601.90	25.66 %
396 SALARIES	267,766.81	107,700	0.00	0.00		107,700.00	100.00 %
397 BENEFITS	91,365.50	94,084	0.00	0.00		94,084.00	100.00 %
398 MISC CHARGEBACK	121,949.00-	110,000-	0.00	0.00		110,000.00-	100.00 %
** TOTAL OBJ SERIES: 300-399 PURCHASED SERVICES	7,736,284.67	8,281,124	932,968.04	4,036,282.29	158,101.40	4,086,740.31	49.35 %
400 SUPPLIES CONTINGENCY	121.00	834,247-	0.00	14.00		834,261.00-	100.00 %
401 GENERAL SUPPLIES	1,032,950.18	1,246,177	40,037.85	504,655.32	37,876.41	703,645.27	56.46 %
402 XEROX SUPPLIES	12,788.96	16,406	374.00	4,294.85	739.00	11,372.15	69.31 %
410 CUSTODIAL SUPPLIES	386,398.06	331,600	36,408.34	157,584.60	5,604.68	168,410.72	50.78 %
411 GROUNDS SUPPLIES	49,366.72	35,000	1,077.40	35,890.91	6,809.32	7,700.23-	22.00-%
412 OPERATIONS UNIFORMS	13,523.30	18,000	0.00	13,483.24		4,516.76	25.09 %
420 REPAIR SUPPLIES	124,213.24	66,150	13,910.27	134,456.43	93,997.84	162,304.27-	245.35-%
421 REPAIR PARTS - BLDG	77,328.08	93,440	3,841.33	10,296.38		83,143.62	88.98 %
422 REPAIR PARTS - VEHICLES	18,806.99	10,000	417.18	6,663.58	1,823.97	1,512.45	15.12 %
423 REPAIR PARTS - SITE	1,262.62	8,060	0.00	0.00		8,060.00	100.00 %
430 INSTRUCT SUPPLIES	573,698.17	472,601	26,645.42	189,294.10	13,045.34	270,261.56	57.18 %

OBJ FD	PRIOR YEAR ACTUAL	REVISED BUDGET	01/01/11 TO 01/31/11	FISCAL YEAR 201007 EXPENDED THRU 01/31/11	ENCUMBERED THRU 01/31/11	REMAINING ON 01/31/11	PERCENT REMAINING
433 01							
433 INDIVID INSTR MATERIALS	376,457.54	225,240	9,666.92	70,773.42	12,648.31	141,818.27	62.96 %
437 PROPANE	968.49-	10,000	0.00	0.00		10,000.00	100.00 %
438 FUEL OIL	7,431.65	0	0.00	23,079.31		23,079.31-	0.00 %
442 GAS/OIL - VEHICLES	23,189.74	26,000	0.00	3,759.87	11,244.00	10,996.13	42.29 %
450 MATERIALS FOR RESALE	91,037.02	7,774	2,374.32	28,578.48	5,316.05	26,120.53-	335.99-%
460 TEXT & WORKBOOKS	575,226.63	613,612	25,496.69	444,676.34	8,496.29	160,439.37	26.14 %
461 STANDARDIZED TESTS	103,462.37	124,585	0.00	101,725.64	611.74	22,247.62	17.85 %
470 MEDIA RESOURCES	69,692.82	77,354	6,880.80	22,862.54	27,370.95	27,120.51	35.06 %
480 AUDIO VISUAL AIDS	1,096.91	2,160	0.00	911.03	185.99	1,062.98	49.21 %
489 PERIODICALS-PAPERS	20,627.75	18,649	513.44	16,292.11	295.90	2,060.99	11.05 %
490 FOOD	38,436.67	40,659	6,187.07	18,297.97	2,238.51	20,122.52	49.49 %
499 WAREHOUSE INVENTORY ADJ	19.54	0	0.00	0.00		0.00	0.00 %
** TOTAL OBJ SERIES: 400-499 SUPPLIES AND MATR'LS	3,596,167.47	2,609,220	173,831.03	1,787,590.12	228,304.30	593,325.58	22.73 %
500 CAPITAL CONTINGENCY	0.00	8,000	0.00	0.00		8,000.00	100.00 %
510 SITE IMPROVEMENTS	19,369.99	29,900	0.00	872.20		29,027.80	97.08 %
520 BLDG ACQUISTION & CONSTRUCTION	264,877.40	1,089,240	0.00	205,890.75	0.02	883,349.23	81.09 %
530 EQUIPMENT PURCHASED	491,232.35	576,460	3,880.35	114,966.10	25,291.90	436,202.00	75.66 %

OBJ FD	PRIOR YEAR ACTUAL	REVISED BUDGET	01/01/11 TO 01/31/11	FISCAL YEAR 201007 EXPENDED THRU 01/31/11	ENCUMBERED THRU 01/31/11	REMAINING ON 01/31/11	PERCENT REMAINING
533 01							
533 OTH EQUIP-DIRECT INSTRUCTION	19,854.10	60,452	775.82	14,717.50	3,744.42	41,990.08	69.46 %
535 CAPITAL LEASES	1,103,500.00	0	0.00	0.00		0.00	0.00 %
550 OTHER VEHICLES PURCHASED	35,645.00	5,000	0.00	0.00		5,000.00	100.00 %
555 TECHNOLOGY EQUIPMENT	1,288,806.52	1,329,322	25,247.11	655,861.08	54,838.58	618,622.34	46.53 %
556 TECH EQUIP-SP ED DIRECT INSTR	256,763.12	330,200	0.00	298,774.80	3,291.98	28,133.22	8.52 %
580 PRINCIPAL ON CERTIFICATES	290,074.47	510,882	103,293.59	426,949.59		83,932.41	16.42 %
581 INTEREST ON CERT OF PART	198,057.86	228,844	18,689.12	39,269.40		189,574.60	82.84 %
589 LEASE TRANSACTONS	1,103,500.00-	0	0.00	0.00		0.00	0.00 %
590 OTHER CAPITAL EXPENSE	122,956.11	49,101	1,701.00	45,075.73		4,025.27	8.19 %
** TOTAL OBJ SERIES: 500-599 CAPITAL EXPENDITURES	2,987,636.92	4,217,401	153,586.99	1,802,377.15	87,166.90	2,327,856.95	55.19 %
740 INTEREST EXPENSE	33,909.38	10,000	0.00	0.00		10,000.00	100.00 %
** TOTAL OBJ SERIES: 700-799 DEBT SERVICE	33,909.38	10,000	0.00	0.00		10,000.00	100.00 %
820 DUES, MBRSHPS, LICENSES & FEES	112,572.94	154,713	7,014.89	120,854.89		33,858.11	21.88 %
821 REGIONAL MEM DUES	405,574.00	460,206	0.00	433,247.00		26,959.00	5.85 %
896 TAXES AND SPECIAL ASSESSMENTS	42,811.56	88,000	0.00	79,773.85		8,226.15	9.34 %
898 STUDENT SCHOLARSHIPS	61,077.00	75,304	0.00	13,304.00		62,000.00	82.33 %
** TOTAL OBJ SERIES: 800-899 OTHER EXPENDITURES	622,035.50	778,223	7,014.89	647,179.74		131,043.26	16.83 %
910 TRANSFERS TO OTHER FUNDS	4,918,775.83	166,799	0.00	0.00		166,799.00	100.00 %
** TOTAL OBJ SERIES: 900-999 OTHER FINANCING USES	4,918,775.83	166,799	0.00	0.00		166,799.00	100.00 %

OBJ FD	PRIOR YEAR	REVISED BUDGET	01/01/11 TO 01/31/11	FISCAL YEAR 201007 EXPENDED THRU 01/31/11	ENCUMBERED THRU 01/31/11	REMAINING ON 01/31/11	PERCENT REMAINING
910 01	ACTUAL	BUDGET	01/01/11 TO 01/31/11	EXPENDED THRU 01/31/11	ENCUMBERED THRU 01/31/11	REMAINING ON 01/31/11	PERCENT REMAINING
*** 01 GENERAL	107,400,275.02	106,345,185	8,558,322.97	50,245,876.48	473,572.60	55,625,735.92	52.30 %
110 ADMIN/SUPERVISION	109,705.01	159,276	13,273.00	94,374.21		64,901.79	40.74 %
170 SEC-CLERICAL-OTHER	47,251.44	47,815	3,984.60	27,892.20		19,922.80	41.66 %
171 CASUAL & OVERTIME	52,293.62	0	177.38	7,002.38		7,002.38-	0.00 %
172 TECHNOLOGY SALARIES	8,384.00	0	0.00	0.00		0.00	0.00 %
175 SALARY TRANSFERS-CLERICAL	26,471.48	27,032	2,238.88	16,143.54		10,888.46	40.27 %
176 DRIVERS SALARIES	19,282.42	16,245	1,559.74	10,904.24		5,340.76	32.87 %
177 SUBSTITUTE CAFETERIA SALARIES	26,342.21	20,400	1,964.62	11,983.73		8,416.27	41.25 %
178 CAFETERIA SALARIES	1,277,287.53	1,245,528	111,540.06	554,094.95		691,433.05	55.51 %
** TOTAL OBJ SERIES: 100-199 SALARIES AND WAGES	1,567,017.71	1,516,296	134,738.28	722,395.25		793,900.75	52.35 %
210 FICA	115,129.14	113,600	9,817.69	53,077.86		60,522.14	53.27 %
214 PERA	110,537.36	103,664	9,369.59	49,391.68		54,272.32	52.35 %
220 HEALTH INSURANCE	296,486.56	239,884	20,907.92	109,434.20		130,449.80	54.38 %
230 LIFE INSURANCE	2,189.29	2,776	235.20	1,254.11		1,521.89	54.82 %
235 DENTAL INSURANCE	12,886.30	12,424	1,112.98	5,709.37		6,714.63	54.04 %
240 LONG TERM DISABILITY	7,334.77	7,010	564.59	3,080.80		3,929.20	56.05 %
250 TSA MATCH	17,833.30	21,576	1,700.82	9,179.09		12,396.91	57.45 %

OBJ FD	PRIOR YEAR ACTUAL	REVISED BUDGET	01/01/11 TO 01/31/11	FISCAL YEAR 201007 EXPENDED THRU 01/31/11	ENCUMBERED THRU 01/31/11	REMAINING ON 01/31/11	PERCENT REMAINING
251 02							
251 HEALTH REIMBURSEMENT	189.65	0	0.00	0.00		0.00	0.00 %
252 <DESC. NOT FOUND>	0.00	0	0.00	801.35		801.35-	0.00 %
260 OTHER EMPLOYEES BENEFITS	8,550.62	7,650	0.00	8,335.62		685.62-	8.96-%
270 WORKERS COMP INS	12,023.47	24,000	0.00	130.44		23,869.56	99.45 %
** TOTAL OBJ SERIES: 200-299 EMPLOYEE BENEFITS	583,160.46	532,584	43,708.79	240,394.52		292,189.48	54.86 %
305 PROF & TECH SERV	9,812.50	20,000	0.00	2,900.00		17,100.00	85.50 %
320 COMMUNICATION SERVICES	189.49	0	0.00	0.00		0.00	0.00 %
325 INTERDEPT POSTAGE	3,992.91	5,000	56.05	3,665.38		1,334.62	26.69 %
329 POSTAGE & PARCEL SERVICES	986.08	0	0.00	36.73		36.73-	0.00 %
334 REFUSE REMOVAL	44,248.27	50,000	3,775.07	22,862.73		27,137.27	54.27 %
350 REPAIR/MAINT SERVICES	24,156.01	40,000	1,435.16	14,071.63		25,928.37	64.82 %
366 TRAVEL - BUSINESS	6,125.41	10,000	264.85	4,856.36		5,143.64	51.43 %
380 ADVERTISING	0.00	0	125.41	125.41		125.41-	0.00 %
385 INTERDEPT PRINTING	34.30	0	0.00	4.26		4.26-	0.00 %
398 MISC CHARGEBACK	110,000.00	110,000	0.00	0.00		110,000.00	100.00 %
** TOTAL OBJ SERIES: 300-399 PURCHASED SERVICES	199,544.97	235,000	5,656.54	48,522.50		186,477.50	79.35 %
401 GENERAL SUPPLIES	141,677.41	129,950	25,684.98	80,547.01	21.96	49,381.03	38.00 %

OBJ FD	PRIOR YEAR ACTUAL	REVISED BUDGET	01/01/11 TO 01/31/11	FISCAL YEAR 201007 EXPENDED THRU 01/31/11	ENCUMBERED THRU 01/31/11	REMAINING ON 01/31/11	PERCENT REMAINING
490 FOOD	1,349,495.29	1,249,831	141,632.73	764,490.03		485,340.97	38.83 %
491 COMMODITIES USED	118,127.65	135,000	0.00	0.00		135,000.00	100.00 %
495 MILK	196,552.94	159,975	19,471.54	88,809.40		71,165.60	44.48 %
** TOTAL OBJ SERIES: 400-499 SUPPLIES AND MATR'LS	1,805,853.29	1,674,756	186,789.25	933,846.44	21.96	740,887.60	44.23 %
530 EQUIPMENT PURCHASE	82,588.24	70,000	1,200.00	6,338.00	2,295.00	61,367.00	87.66 %
555 TECHNOLOGY EQUIPMENT	22,374.90	15,000	0.00	6,114.05	0.01	8,885.94	59.23 %
590 OTHER CAPITAL EXPENSE	140.02	0	0.00	0.00		0.00	0.00 %
** TOTAL OBJ SERIES: 500-599 CAPITAL EXPENDITURES	105,103.16	85,000	1,200.00	12,452.05	2,295.01	70,252.94	82.65 %
820 DUES & MEMBERSHIPS	4,774.50	5,000	0.00	470.00		4,530.00	90.60 %
** TOTAL OBJ SERIES: 800-899 OTHER EXPENDITURES	4,774.50	5,000	0.00	470.00		4,530.00	90.60 %
*** 02 FOOD SERVICE	4,265,454.09	4,048,636	372,092.86	1,958,080.76	2,316.97	2,088,238.27	51.57 %
110 ADMIN/SUPERVISION	52,569.09	39,094	3,257.78	22,804.45		16,289.55	41.66 %
144 NON-LIC SUPPORT	42,595.41	46,168	3,802.66	19,733.92		26,434.08	57.25 %
170 SEC-CLERICAL-OTHER	146,677.95	108,096	9,007.98	63,159.99		44,936.01	41.57 %
171 CASUAL & OVERTIME	7,756.22	0	0.00	8,239.14		8,239.14-	0.00 %
185 LIC INSTR - OTHER	0.00	0	0.00	1,329.21		1,329.21-	0.00 %
186 NON-LIC INSTR - OTHER	0.00	0	0.00	343.10		343.10-	0.00 %
** TOTAL OBJ SERIES: 100-199 SALARIES AND WAGES	249,598.67	193,358	16,068.42	115,609.81		77,748.19	40.20 %
210 FICA	16,184.04	14,771	1,137.41	8,515.34		6,255.66	42.35 %

OBJ FD	PRIOR YEAR ACTUAL	REVISED BUDGET	01/01/11 TO 01/31/11	FISCAL YEAR 201007 EXPENDED THRU 01/31/11	ENCUMBERED THRU 01/31/11	REMAINING ON 01/31/11	PERCENT REMAINING
214 PERA	14,523.99	13,139	1,130.73	7,758.20		5,380.80	40.95 %
218 TRA	306.80	312	25.96	277.52		34.48	11.05 %
220 HEALTH INSURANCE	48,495.27	33,776	4,223.56	20,523.89		13,252.11	39.23 %
230 LIFE INSURANCE	394.75	409	37.24	233.78		175.22	42.84 %
235 DENTAL INSURANCE	2,334.84	1,867	168.64	1,089.10		777.90	41.66 %
240 LONG TERM DISABILITY	1,560.10	1,067	94.41	645.29		421.71	39.52 %
250 TSA MATCH	2,338.33	2,825	254.24	1,504.56		1,320.44	46.74 %
252 HEALTH SAVINGS PLAN	0.00	0	0.00	15,576.96		15,576.96-	0.00 %
270 WORKERS COMP INS	0.00	477	0.00	0.00		477.00	100.00 %
** TOTAL OBJ SERIES: 200-299 EMPLOYEE BENEFITS	86,138.12	68,643	7,072.19	56,124.64		12,518.36	18.23 %
305 PROF & TECH SERV	4,870.00	7,000	1,280.00	1,280.00		5,720.00	81.71 %
325 INTERDEPT POSTAGE	3,156.81	3,000	17.23	2,038.01		961.99	32.06 %
329 POSTAGE & PARCEL	0.00	0	0.00	1,171.47		1,171.47-	0.00 %
350 REPAIRS-MAINT SERV	384.75	1,000	0.00	216.00		784.00	78.40 %
352 REPAIR-MAINT VEHICLE	4,329.92	2,000	0.00	0.00		2,000.00	100.00 %
361 TRAN - CONTRACTS	5,042,589.76	5,221,000	980,140.88	2,032,423.83		3,188,576.17	61.07 %
362 EXP IN LIEU OF TRANS	126,803.19	140,000	289.00	2,488.81		137,511.19	98.22 %

OBJ FD	PRIOR YEAR ACTUAL	REVISED BUDGET	01/01/11 TO 01/31/11	FISCAL YEAR 201007 EXPENDED THRU 01/31/11	ENCUMBERED THRU 01/31/11	REMAINING ON 01/31/11	PERCENT REMAINING
363 03							
363 SNOW REMOVAL	135,748.57	135,000	0.00	10,917.00		124,083.00	91.91 %
365 TRAN - FUEL CHGBK	50,516.15-	0	1,002.70-	10,160.86-		10,160.86	0.00 %
366 TRAVEL-BUSINESS	72.44	6,400	51.90	51.90		6,348.10	99.18 %
381 PRINTING-BINDING	2,165.28	7,000	0.00	2,796.00		4,204.00	60.05 %
385 INTERDEPT PRINTING	79.15	1,500	1.64	23.41		1,476.59	98.43 %
** TOTAL OBJ SERIES: 300-399 PURCHASED SERVICES	5,269,683.72	5,523,900	980,777.95	2,043,245.57		3,480,654.43	63.01 %
401 GENERAL SUPPLIES	22,415.00	10,000	59.94	5,617.74		4,382.26	43.82 %
442 GAS/OIL-NOT BUILD'G	542,460.56	557,000	68,809.74	317,801.88		239,198.12	42.94 %
489 PERIODICALS-PAPERS	0.00	200	0.00	217.00		17.00-	8.50-%
** TOTAL OBJ SERIES: 400-499 SUPPLIES AND MATR'LS	564,875.56	567,200	68,869.68	323,636.62		243,563.38	42.94 %
555 TECHNOLOGY EQUIPMENT	0.00	0	0.00	1,121.00		1,121.00-	0.00 %
** TOTAL OBJ SERIES: 500-599 CAPITAL EXPENDITURES	0.00	0	0.00	1,121.00		1,121.00-	0.00 %
820 DUES & MEMBERSHIPS	4,735.00	8,000	62.97	4,924.97		3,075.03	38.43 %
** TOTAL OBJ SERIES: 800-899 OTHER EXPENDITURES	4,735.00	8,000	62.97	4,924.97		3,075.03	38.43 %
*** 03 TRANSPORTATION	6,175,031.07	6,361,101	1,072,851.21	2,544,662.61		3,816,438.39	59.99 %
100 SALARY CONTINGENCY	0.00	239,677	0.00	0.00		239,677.00	100.00 %
110 ADMIN/SUPERVISION	329,945.47	351,292	28,474.56	208,719.35		142,572.65	40.58 %
120 ECFE/SCHOOL READINESS COOR	127,462.13	125,103	10,425.24	72,976.68		52,126.32	41.66 %
140 LIC CLASSROOM	687,630.41	717,124	59,252.89	362,581.35		354,542.65	49.43 %

OBJ FD	PRIOR YEAR ACTUAL	REVISED BUDGET	01/01/11 TO 01/31/11	FISCAL YEAR 201007 EXPENDED THRU 01/31/11	ENCUMBERED THRU 01/31/11	REMAINING ON 01/31/11	PERCENT REMAINING
141 04							
141 NON-LIC CLASSROOM	1,346,250.51	1,227,377	104,070.56	705,526.45		521,850.55	42.51 %
143 LIC CLASSROOM SUPPORT	15,684.16	11,813	984.40	5,414.20		6,398.80	54.16 %
145 LICENSED SUBSTITUTE - DAILY	1,069.74	0	77.12	136.45		136.45-	0.00 %
146 SUBSTITUTE NON-LIC INSTRUCT	105.28	0	0.00	0.00		0.00	0.00 %
154 SCHOOL NURSE	21,162.36	25,494	2,124.46	11,684.53		13,809.47	54.16 %
163 EMPLOYEE INTERPRETER	416.43	0	0.00	0.00		0.00	0.00 %
170 SEC-CLERICAL-OTHER	316,830.00	275,572	18,784.47	153,908.51		121,663.49	44.14 %
171 CASUAL & OVERTIME	69,490.36	66,800	1,852.38	23,219.85		43,580.15	65.23 %
175 SAL TRANSFERS-CLERICAL	48,952.70	49,776	4,106.10	30,156.84		19,619.16	39.41 %
176 DRIVERS SALARIES	4,159.81	4,061	389.94	2,726.09		1,334.91	32.87 %
179 OTHER SALARIES	2,696.38	0	0.00	764.98		764.98-	0.00 %
185 LIC INSTRUCT - OTHER	257,036.92	223,867	17,586.55	98,398.50		125,468.50	56.04 %
186 NON-LIC INSTR - OTHER	850,989.76	715,640	51,544.20	523,885.49		191,754.51	26.79 %
195 CHARGEBACK SALARIES	48,000.00	48,000	0.00	0.00		48,000.00	100.00 %
** TOTAL OBJ SERIES: 100-199 SALARIES AND WAGES	4,127,882.42	4,081,596	299,672.87	2,200,099.27		1,881,496.73	46.09 %
201 TUITION REIMB	16,465.75	13,200	0.00	3,190.12		10,009.88	75.83 %
210 FICA	295,966.85	300,555	21,609.77	159,450.32		141,104.68	46.94 %

OBJ FD	PRIOR YEAR ACTUAL	REVISED BUDGET	01/01/11 TO 01/31/11	FISCAL YEAR 201007 EXPENDED THRU 01/31/11	ENCUMBERED THRU 01/31/11	REMAINING ON 01/31/11	PERCENT REMAINING
214 04							
214 PERA	186,019.11	244,331	12,511.42	91,053.64		153,277.36	62.73 %
218 TRA	69,756.09	83,852	5,976.12	38,107.46		45,744.54	54.55 %
220 HEALTH INSURANCE	629,780.45	529,343	45,939.69	298,686.22		230,656.78	43.57 %
230 LIFE INSURANCE	3,498.15	4,458	386.12	2,394.43		2,063.57	46.28 %
235 DENTAL INSURANCE	30,038.43	29,020	2,549.35	16,106.59		12,913.41	44.49 %
240 LONG TERM DISABILITY	18,518.10	16,343	1,337.40	8,654.84		7,688.16	47.04 %
250 TSA MATCH	19,244.15	21,391	1,612.52	10,928.24		10,462.76	48.91 %
251 HEALTH REIMBURSEMENT	0.00	400	0.00	0.00		400.00	100.00 %
252 <DESC. NOT FOUND>	0.00	0	0.00	2,404.06		2,404.06	0.00 %
270 WORKERS COMP INS	2,141.83	22,793	68.73	715.38		22,077.62	96.86 %
295 EMPLOYEE BENEFITS	12,000.00	12,000	0.00	0.00		12,000.00	100.00 %
** TOTAL OBJ SERIES: 200-299 EMPLOYEE BENEFITS	1,279,145.25	1,277,686	91,991.12	631,691.30		645,994.70	50.55 %
305 PROF & TECH SERVICES	463,552.89	398,031	39,282.74	226,766.28		171,264.72	43.02 %
319 OTHER PERS SERV	763.30	1,000	35.70	669.95		330.05	33.00 %
320 COMMUNICATION SERVICES	3,871.42	12,700	321.52	3,321.91		9,378.09	73.84 %
325 INTERDEPT POSTAGE	13,780.00	11,760	297.49	5,824.18		5,935.82	50.47 %
329 POSTAGE & PARCEL	415.41	6,400	7.16	306.84		6,093.16	95.20 %

OBJ FD	PRIOR YEAR ACTUAL	REVISED BUDGET	01/01/11 TO 01/31/11	FISCAL YEAR 201007 EXPENDED THRU 01/31/11	ENCUMBERED THRU 01/31/11	REMAINING ON 01/31/11	PERCENT REMAINING
330 04							
330 ELECTRICITY	46,804.53	55,000	0.00	0.00		55,000.00	100.00 %
331 WATER & SEWER	3,491.29	5,000	0.00	0.00		5,000.00	100.00 %
332 NATURAL GAS	13,949.87	30,000	0.00	0.00		30,000.00	100.00 %
334 REFUSE REMOVAL	11,062.08	8,000	943.77	5,715.67		2,284.33	28.55 %
350 REPAIRS-MAINT SERV	75,458.08	70,113	0.00	20,670.46		49,442.54	70.51 %
361 TRANS CONTRACTS	46,021.89	40,000	1,229.15	19,901.90		20,098.10	50.24 %
365 TRANS FUEL CHGBK	2,524.70	2,950	28.84	2,015.85		934.15	31.66 %
366 TRAVEL-BUSINESS	5,769.77	11,215	443.27	6,226.98		4,988.02	44.47 %
370 RENTALS & LEASES	21,985.36	15,000	3,023.31	9,364.92		5,635.08	37.56 %
380 ADVERTISING	1,260.00	3,100	650.00	650.00		2,450.00	79.03 %
381 PRINTING-BINDING	128,669.65	128,710	20,481.95	76,891.49		51,818.51	40.25 %
394 REGIST/ENTRY FEES	92,728.01	44,100	502.00	57,519.44		13,419.44	30.42 %
398 MISC CHARGEBACK	11,949.00	0	0.00	0.00		0.00	0.00 %
** TOTAL OBJ SERIES: 300-399 PURCHASED SERVICES	944,057.25	843,079	67,246.90	435,845.87		407,233.13	48.30 %
401 GENERAL SUPPLIES	115,888.03	101,175	4,233.85	43,679.48	126.31	57,369.21	56.70 %
430 INSTRUCT SUPPLIES	39,008.97	32,950	451.03	8,488.40		24,461.60	74.23 %
433 INDIVID INSTR MAT	5,696.92	31,039	0.00	2,023.09		29,015.91	93.48 %

OBJ FD	PRIOR YEAR ACTUAL	REVISED BUDGET	01/01/11 TO 01/31/11	FISCAL YEAR 201007 EXPENDED THRU 01/31/11	ENCUMBERED THRU 01/31/11	REMAINING ON 01/31/11	PERCENT REMAINING
450 04	8,925.94	10,100	172.31	12,572.03	1,501.55	3,973.58	39.34-%
450 MATERIALS FOR RESALE							
460 TEXT & WORKBOOKS	43,253.28	52,382	292.50	35,213.44	299.50	16,869.06	32.20 %
461 STANDARDIZED TESTS	675.00	0	0.00	0.00		0.00	0.00 %
489 PERIODICALS-PAPERS	196.41	1,050	0.00	618.99		431.01	41.04 %
490 FOOD	181,820.04	99,765	9,695.79	73,910.53		25,854.47	25.91 %
495 MILK	11,598.72	7,500	772.72	5,183.11		2,316.89	30.89 %
** TOTAL OBJ SERIES: 400-499 SUPPLIES AND MATR'LS	407,063.31	335,961	15,618.20	181,689.07	1,927.36	152,344.57	45.34 %
530 EQUIP PURCH - NEW	11,228.23	10,100	0.00	2,925.71		7,174.29	71.03 %
555 TECHNOLOGY EQUIPMENT	1,492.26	10,500	0.00	2,460.00		8,040.00	76.57 %
590 OTHER CAP [SOFTWARE]	6,482.91	5,300	11,109.06	20,498.55	3,300.00	18,498.55	349.02-%
** TOTAL OBJ SERIES: 500-599 CAPITAL EXPENDITURES	19,203.40	25,900	11,109.06	25,884.26	3,300.00	3,284.26	12.68-%
820 DUES & MEMBERSHIPS	3,237.32	5,785	0.00	2,175.00		3,610.00	62.40 %
899 MISC EXPENSES	0.00	1,000	0.00	0.00		1,000.00	100.00 %
** TOTAL OBJ SERIES: 800-899 OTHER EXPENDITURES	3,237.32	6,785	0.00	2,175.00		4,610.00	67.94 %
*** 04 COMMUNITY SERVICE	6,780,588.95	6,571,007	485,638.15	3,477,384.77	5,227.36	3,088,394.87	47.00 %
305 PROF & TECH SERV	343,064.19	2,525,000	196,311.41	692,332.38		1,832,667.62	72.58 %
** TOTAL OBJ SERIES: 300-399 PURCHASED SERVICES	343,064.19	2,525,000	196,311.41	692,332.38		1,832,667.62	72.58 %
520 BUILDING CONSTRUCTION	9,687,835.73	275,000	1,685.00	162,695.71	15,635.00	96,669.29	35.15 %
** TOTAL OBJ SERIES: 500-599 CAPITAL EXPENDITURES	9,687,835.73	275,000	1,685.00	162,695.71	15,635.00	96,669.29	35.15 %
*** 06 CAPITAL PROJECTS	10,030,899.92	2,800,000	197,996.41	855,028.09	15,635.00	1,929,336.91	68.90 %

OBJ FD	PRIOR YEAR	< - - - - - REVISED BUDGET	01/01/11 01/31/11	FISCAL YEAR 201007 EXPENDED THRU 01/31/11	ENCUMBERED THRU 01/31/11	REMAINING ON 01/31/11	PERCENT REMAINING
710 07							
710 BOND, PRINCIPAL	3,750,000.00	3,895,000	4,480,000.00	4,480,000.00		585,000.00-	15.01-%
720 BOND, INTEREST	3,237,782.08	3,103,982	2,045,816.24	4,091,632.50		987,650.50-	31.81-%
790 OTHER DEBT SERV EXP	2,150.00	5,500	900.00	1,750.00		3,750.00	68.18 %
** TOTAL OBJ SERIES: 700-799 DEBT SERVICE	6,989,932.08	7,004,482	6,526,716.24	8,573,382.50		1,568,900.50-	22.39-%
*** 07 DEBT SERVICE	6,989,932.08	7,004,482	6,526,716.24	8,573,382.50		1,568,900.50-	22.39-%
299 OTHER EMPLOYEE BENEFITS	955,958.38	925,000	52,606.84	432,297.36		492,702.64	53.26 %
** TOTAL OBJ SERIES: 200-299 EMPLOYEE BENEFITS	955,958.38	925,000	52,606.84	432,297.36		492,702.64	53.26 %
*** 08 FLEX BENEFIT FUND	955,958.38	925,000	52,606.84	432,297.36		492,702.64	53.26 %
394 REGIST/ENTRY FEES	12,432.00	0	75.00	650.00		650.00-	0.00 %
** TOTAL OBJ SERIES: 300-399 PURCHASED SERVICES	12,432.00	0	75.00	650.00		650.00-	0.00 %
400 CONTINGENCY	0.00	19,510-	0.00	0.00		19,510.00-	100.00 %
401 GENERAL SUPPLIES	559.50	0	0.00	279.75-		279.75	0.00 %
** TOTAL OBJ SERIES: 400-499 SUPPLIES AND MATR'LS	559.50	19,510-	0.00	279.75-		19,230.25-	98.56 %
898 STUDENT SCHOLARSHIPS	39,366.25	61,510	0.00	10,750.00		50,760.00	82.52 %
899 STUDENT SCHOLARSHIPS	6,000.00	0	0.00	2,000.00		2,000.00-	0.00 %
** TOTAL OBJ SERIES: 800-899 OTHER EXPENDITURES	45,366.25	61,510	0.00	12,750.00		48,760.00	79.27 %
*** 09 SCHOLARSHIP FUND	58,357.75	42,000	75.00	13,120.25		28,879.75	68.76 %
235 DENTAL INSURANCE	75,222.94	0	0.00	0.00		0.00	0.00 %
** TOTAL OBJ SERIES: 200-299 EMPLOYEE BENEFITS	75,222.94	0	0.00	0.00		0.00	0.00 %
*** 10 PRIN EARLY RET INS FUND	75,222.94	0	0.00	0.00		0.00	0.00 %
186 NON-LIC INSTR - OTHER	31,295.34	32,706	2,273.75	13,808.97		18,897.03	57.77 %
** TOTAL OBJ SERIES: 100-199 SALARIES AND WAGES	31,295.34	32,706	2,273.75	13,808.97		18,897.03	57.77 %

OBJ FD	PRIOR YEAR ACTUAL	REVISED BUDGET	01/01/11 TO 01/31/11	FISCAL YEAR 201007 EXPENDED THRU 01/31/11	ENCUMBERED THRU 01/31/11	REMAINING ON 01/31/11	PERCENT REMAINING
210 15							
210 FICA	2,394.05	2,502	173.94	1,056.40		1,445.60	57.77 %
214 PERA	1,442.91	2,289	119.31	711.93		1,577.07	68.89 %
218 TRA	28.89-	0	0.00	0.00		0.00	0.00 %
** TOTAL OBJ SERIES: 200-299 EMPLOYEE BENEFITS	3,808.07	4,791	293.25	1,768.33		3,022.67	63.09 %
305 PROF & TECH SERV	2,219.06	2,865	637.97	1,147.72		1,717.28	59.93 %
366 TRAVEL/CONFERENCES	61.19	0	0.00	0.00		0.00	0.00 %
** TOTAL OBJ SERIES: 300-399 PURCHASED SERVICES	2,280.25	2,865	637.97	1,147.72		1,717.28	59.93 %
401 GENERAL SUPPLIES	812.87	300	0.00	319.00		19.00-	6.33-%
450 MATERIALS FOR RESALE	44,599.06	54,150	7,398.94	30,561.93		23,588.07	43.56 %
499 <DESC. NOT FOUND>	1,273.98-	0	0.00	1,273.98-		1,273.98	0.00 %
** TOTAL OBJ SERIES: 400-499 SUPPLIES AND MATR'LS	44,137.95	54,450	7,398.94	29,606.95		24,843.05	45.62 %
820 DUES, MBRSHPS, LICENSES & FEES	507.39	452	0.00	367.00		85.00	18.80 %
** TOTAL OBJ SERIES: 800-899 OTHER EXPENDITURES	507.39	452	0.00	367.00		85.00	18.80 %
*** 15 CAFE	82,029.00	95,264	10,603.91	46,698.97		48,565.03	50.97 %
299 DENTAL CLAIMS	883,601.67	828,000	77,632.58	477,448.71		350,551.29	42.33 %
** TOTAL OBJ SERIES: 200-299 EMPLOYEE BENEFITS	883,601.67	828,000	77,632.58	477,448.71		350,551.29	42.33 %
305 PROF & TECH SERV	80,245.61	72,600	6,600.16	46,499.34		26,100.66	35.95 %
** TOTAL OBJ SERIES: 300-399 PURCHASED SERVICES	80,245.61	72,600	6,600.16	46,499.34		26,100.66	35.95 %
*** 20 ISF - DENTAL	963,847.28	900,600	84,232.74	523,948.05		376,651.95	41.82 %
191 SEVERANCE PAY	958,780.26	996,000	58,189.09	58,189.09		937,810.91	94.15 %

OBJ FD	PRIOR YEAR ACTUAL	REVISED BUDGET	01/01/11 TO 01/31/11	FISCAL YEAR 201007 EXPENDED THRU 01/31/11	ENCUMBERED THRU 01/31/11	REMAINING ON 01/31/11	PERCENT REMAINING
192 21							
192 CHANGE TO OPEB SEV LIABILITY	856,994.19-	0	0.00	0.00		0.00	0.00 %
** TOTAL OBJ SERIES: 100-199 SALARIES AND WAGES	101,786.07	996,000	58,189.09	58,189.09		937,810.91	94.15 %
210 FICA	9,367.10	0	4,451.48	825.49		825.49-	0.00 %
253 TSA - DISTRICT MATCH	0.00	0	144,724.45	144,724.45		144,724.45-	0.00 %
** TOTAL OBJ SERIES: 200-299 EMPLOYEE BENEFITS	9,367.10	0	149,175.93	145,549.94		145,549.94-	0.00 %
*** 21 ISF - POST RETIREMENT BENEFIT	111,153.17	996,000	207,365.02	203,739.03		792,260.97	79.54 %
220 HEALTH INSURANCE	0.00	13,393,410	0.00	0.00		13,393,410.00	100.00 %
** TOTAL OBJ SERIES: 200-299 EMPLOYEE BENEFITS	0.00	13,393,410	0.00	0.00		13,393,410.00	100.00 %
*** 22 ISF - HEALTH SELECT 105	0.00	13,393,410	0.00	0.00		13,393,410.00	100.00 %
220 <DESC. NOT FOUND>	1,971,102.11	2,037,803	104,891.06	746,595.57		1,291,207.43	63.36 %
230 <DESC. NOT FOUND>	45,662.45	45,077	188.80	1,516.80		43,560.20	96.63 %
235 <DESC. NOT FOUND>	102,959.18	105,676	6,213.50	44,483.24		61,192.76	57.90 %
** TOTAL OBJ SERIES: 200-299 EMPLOYEE BENEFITS	2,119,723.74	2,188,556	111,293.36	792,595.61		1,395,960.39	63.78 %
305 <DESC. NOT FOUND>	208.30	0	62.49	187.47		187.47-	0.00 %
** TOTAL OBJ SERIES: 300-399 PURCHASED SERVICES	208.30	0	62.49	187.47		187.47-	0.00 %
*** 25 OPEB REVOCABLE TRUST	2,119,932.04	2,188,556	111,355.85	792,783.08		1,395,772.92	63.77 %
710 BOND, PRINCIPAL	0.00	585,000	0.00	0.00		585,000.00	100.00 %
720 BOND, INTEREST	781,890.00	987,650	0.00	0.00		987,650.00	100.00 %
** TOTAL OBJ SERIES: 700-799 DEBT SERVICE	781,890.00	1,572,650	0.00	0.00		1,572,650.00	100.00 %
*** 47 POST EMPLOYMENT BENEFITS	781,890.00	1,572,650	0.00	0.00		1,572,650.00	100.00 %
*** REPORT TOTALS:	146,790,571.69	153,243,891	17,679,857.20	69,667,001.95	496,751.93	83,080,137.12	54.21 %

BURNSVILLE-EAGAN-SAVAGE

Independent School District 191

DISTRICT EXPENDITURES

BY

PROGRAM/DEPARTMENT

WITHIN FUND

January, 2011

ACCT STATUS: Active and Next Year Accts ACCOUNT RANGES: 01- TO 99-999
 ZERO BALANCES: Suppress Zero Balances
 SORTED BY: ACCOUNT FD PRG
 SUBTOTALLED BY: ACCOUNT FD PRG
 SERIES TOTALS: ACCOUNT PRG
 PAGE BREAK ON: <None Selected>

PRG FD	PRIOR YEAR ACTUAL	REVISD BUDGET	01/01/11 TO 01/31/11	FISCAL YEAR 201007 EXPENDED THRU 01/31/11	ENCUMBERED THRU 01/31/11	REMAINING ON 01/31/11	PERCENT REMAINING
010 01							
010 BOARD OF EDUCATION	83,111.70	141,798	5,116.82	64,713.13	202.00	76,882.87	54.21 %
020 SUPERINTENDENT	328,385.92	320,926	23,116.48	158,395.46		162,530.54	50.64 %
030 ASSIST SUP'T	75,452.85	198,650	64.58	2,624.70		196,025.30	98.67 %
050 SCHOOL ADMINISTRATION	4,312,187.18	4,308,414	332,090.23	2,250,466.91	5,019.96	2,052,927.13	47.64 %
** TOTAL PRG SERIES: 000-099 ADMINISTRATION	4,799,137.65	4,969,788	360,388.11	2,476,200.20	5,221.96	2,488,365.84	50.06 %
105 GEN ADMIN SUPPORT	146,813.50	180,799	13,257.46	117,473.02	397.90	62,928.08	34.80 %
107 OTH ADMIN SUPPORT	0.01	0	0.00	0.00		0.00	0.00 %
110 BUSINESS SERVICES	1,431,467.12	1,268,221	103,194.23	761,564.37	175.01	506,481.62	39.93 %
130 COMMUNITY RELATIONS	326,070.85	356,244	23,697.74	179,432.34	12,200.00	164,611.66	46.20 %
140 DATA PROCESSING	730,761.96	771,955	22,471.31	567,552.45	2,015.74	202,386.81	26.21 %
150 LEGAL SERVICES	13,953.70	64,000	3,669.80	8,244.60		55,755.40	87.11 %
160 HUMAN RESOURCES	635,318.33	716,952	57,398.91	430,763.35		286,188.65	39.91 %
170 PRINTING	31,961.10	38,000	4,428.10	28,410.77	162.73	9,426.50	24.80 %
180 CENSUS	27,437.27	125,482	9,812.31	67,620.96	1,599.00	56,262.04	44.83 %
195 COMMUNITY PARTNERSHIP	650.00	0	0.00	0.00		0.00	0.00 %

PRG FD	PRIOR YEAR ACTUAL	REVISED BUDGET	01/01/11 TO 01/31/11	FISCAL YEAR 201007 EXPENDED THRU 01/31/11	ENCUMBERED THRU 01/31/11	REMAINING ON 01/31/11	PERCENT REMAINING
197 01							
197 PARENTAL INVOLVEMENT	24,336.20	171,223	339.58	11,427.80		159,795.20	93.32 %
199 SCHOOL ELECTIONS	0.00	18,400	1,784.88	3,998.25		14,401.75	78.27 %
** TOTAL PRG SERIES: 100-199 DIST. SUPPORT SERV.	3,368,770.04	3,711,276	240,054.32	2,176,487.91	16,550.38	1,518,237.71	40.90 %
201 KINDERGARTEN	1,565,923.38	1,588,365	132,777.89	719,325.01	95.04	868,944.95	54.70 %
202 PRIMARY (1-3)	8,226,805.94	8,418,393	695,324.12	3,792,693.53	58.36	4,625,641.11	54.94 %
203 INTERMEDIATE (4-6)	9,621,195.94	9,934,185	841,818.82	4,650,314.63	82,746.66	5,201,123.71	52.35 %
204 TITLE II TEACHER TRAINING	327,511.52	293,963	26,105.85	124,727.10		169,235.90	57.57 %
205 TITLE III - LEP	198,583.84	242,661	14,577.99	96,363.54	250.00	146,047.46	60.18 %
208 ELE/SEC MIDDLE SCH'L	7,659.65	7,500	298.45	1,246.95		6,253.05	83.37 %
211 SECONDARY ED-GENERAL	4,457,304.91	3,361,440	214,988.43	1,769,966.98	50,411.31	1,541,061.71	45.84 %
212 ART	851,566.57	894,177	74,596.85	414,978.42	2,248.44	476,950.14	53.33 %
215 BUSINESS	69,745.58	108,660	8,953.20	49,982.35		58,677.65	54.00 %
216 TITLE I EDUCATIONALLY DISADVAN	1,385,032.29	1,217,658	123,061.73	529,847.46	2,379.00	685,431.54	56.29 %
217 ASSURANCE OF MASTERY	201,276.66	241,791	19,989.82	109,593.88	7.84	132,189.28	54.67 %
218 SCHOOL ENRICHMENT PROG	514,790.42	596,576	49,414.38	265,703.10	7.84	330,865.06	55.46 %
219 ESL	2,908,932.10	3,111,342	258,436.07	1,403,288.61	156.59	1,707,896.80	54.89 %
220 LANGUAGE ARTS	2,657,975.69	2,894,740	239,410.69	1,298,109.35	978.18	1,595,652.47	55.12 %

PRG FD	PRIOR YEAR ACTUAL	REVISED BUDGET	01/01/11 TO 01/31/11	FISCAL YEAR 201007 EXPENDED THRU 01/31/11	ENCUMBERED THRU 01/31/11	REMAINING ON 01/31/11	PERCENT REMAINING
230 01							
230 WORLD LANGUAGES	1,180,596.53	1,173,436	98,733.81	545,326.42	7.85	628,101.73	53.52 %
240 PHY ED-HEALTH-REC	2,110,962.60	2,080,144	176,825.25	951,493.89	129.04	1,128,521.07	54.25 %
250 FAMILY LIVING SCIENCE	162,026.35	164,932	12,665.82	66,774.82	153.90	98,003.28	59.42 %
255 INDUSTRIAL EDUCATION	432,280.93	447,473	37,102.41	201,080.39	456.45	245,936.16	54.96 %
256 MATHEMATICS	2,744,967.66	2,759,139	229,171.63	1,246,186.86	0.01	1,512,952.13	54.83 %
258 MUSIC	1,998,269.35	1,968,019	167,459.96	906,829.14	3,652.57	1,057,537.29	53.73 %
260 NATURAL SCIENCES	3,279,666.45	3,307,874	282,055.02	1,513,873.28	7,958.94	1,786,041.78	53.99 %
270 SOCIAL STUDIES	2,689,519.35	2,786,858	230,015.73	1,237,434.35	4.56	1,549,419.09	55.59 %
291 CO-CURRICULAR	717,659.69	577,876	43,820.55	308,142.54	326.40	269,407.06	46.62 %
292 BOYS/GIRLS ATHLETICS	501,328.12	524,847	59,910.15	289,063.45	2,653.80	233,129.75	44.41 %
294 BOYS ATHLETICS	456,232.02	480,631	48,638.89	297,147.73	2,960.05	180,523.22	37.55 %
296 GIRLS ATHLETICS	428,654.46	419,587	34,000.83	244,632.93	1,295.54	173,658.53	41.38 %
** TOTAL PRG SERIES: 200-299 REGULAR INSTRUCTION	49,696,468.00	49,602,267	4,120,154.34	23,034,126.71	158,938.37	26,409,201.92	53.24 %
311 DISTRIBUTIVE EDUCATION	20,999.79	11,689	1,096.92	12,340.47	5,143.05	5,794.52-	49.57-%
331 HOME ECONOMICS ED	301,182.18	392,515	33,414.78	155,596.50		236,918.50	60.35 %
341 BUSINESS & OFFICE ED	149,540.10	155,031	12,560.35	72,204.11	2,227.94	80,598.95	51.98 %
351 TECHNICAL EDUCATION	8,922.01	0	0.00	10,835.10		10,835.10-	0.00 %

PRG FD	PRIOR YEAR ACTUAL	REVISED BUDGET	01/01/11 TO 01/31/11	FISCAL YEAR 201007 EXPENDED THRU 01/31/11	ENCUMBERED THRU 01/31/11	REMAINING ON 01/31/11	PERCENT REMAINING
361 01							
361 TRADE-INDUSTRIAL ED	129,506.76	141,609	11,848.58	62,731.20		78,877.80	55.70 %
380 SPECIAL NEEDS	608,929.25	497,346	42,383.21	236,932.10		260,413.90	52.36 %
399 VOCATIONAL-GENERAL	365,999.90	342,587	15,105.24	212,925.21		129,661.79	37.84 %
** TOTAL PRG SERIES: 300-399 VOCATIONAL INSTRUC.	1,585,079.99	1,540,777	116,409.08	763,564.69	7,370.99	769,841.32	49.96 %
400 GENERAL SPECIAL ED	109,926.54	85,168-	20,444.42	78,605.88	3,520.31	167,294.19-	196.42 %
401 SPEECH/LANGUAGE IMPAIRED	1,298,272.01	1,438,978	113,763.30	637,055.71	49.00	801,873.29	55.72 %
402 MMM MENTALLY IMP - MILD-MOD	1,117,560.08	1,532,855	115,229.18	621,134.35		911,720.65	59.47 %
403 MSMI MENTALLY IMP - MOD-SEVERE	1,148,444.67	961,058	82,133.37	417,553.22	5.74	543,499.04	56.55 %
404 PHYSICALLY IMPAIRED	423,766.24	498,906	28,645.07	159,219.42		339,686.58	68.08 %
405 DEAF-HARD OF HEARING	104,108.24	24,100	0.00	80.00		24,020.00	99.66 %
406 VISUALLY IMPAIRED	143,444.65	95,123	5,819.85	26,898.65		68,224.35	71.72 %
407 LD SPECIFIC LRNING DISABILITY	3,198,610.51	3,282,475	269,627.87	1,472,794.91	672.23	1,809,007.86	55.11 %
408 EBD EMOTION/BEHAVIOR DISORDER	4,234,317.75	4,231,315	355,126.93	1,897,099.49	3,833.68	2,330,381.83	55.07 %
410 OTHER HEALTH IMPAIRED	397,777.63	323,512	29,355.24	144,542.52	115.94	178,853.54	55.28 %
411 AUTISTIC	2,426,259.30	2,072,055	172,701.79	876,211.25	4,538.11	1,191,305.64	57.49 %
412 EARLY CHILDHOOD SPEC EDUCATION	2,972,854.38	3,147,967	246,779.29	1,476,174.77	4,462.51	1,667,329.72	52.96 %
414 TRAUMATIC BRAIN INJURY	120.00	100	0.00	0.00		100.00	100.00 %

PRG FD	PRIOR YEAR ACTUAL	REVISED BUDGET	01/01/11 TO 01/31/11	FISCAL YEAR 201007 EXPENDED THRU 01/31/11	ENCUMBERED THRU 01/31/11	REMAINING ON 01/31/11	PERCENT REMAINING
416 01	6,710.36	100	0.00	120.00		20.00-	20.00-%
416 SEVERELY MULTIPLY IMPAIRED							
420 SPECIAL ED-GENERAL	2,678,589.16	3,828,990	193,835.44	1,606,975.91	8,081.63	2,213,932.46	57.82 %
430 HOMEBOUND	50,898.17	42,463	3,651.89	19,213.11		23,249.89	54.75 %
472 SP ED - HEALTH SERVICES	393,295.77	403,970	33,107.30	186,617.54		217,352.46	53.80 %
473 SP ED - PSYCHOLOGICAL SERV	819,626.45	1,055,506	90,063.60	494,468.35		561,037.65	53.15 %
474 SP ED - SOCIAL WORK	1,959.69	45,594	3,600.27	19,541.26		26,052.74	57.14 %
** TOTAL PRG SERIES: 400-499 SPECIAL ED INSTRUCT.	21,526,541.60	22,899,899	1,763,884.81	10,134,306.34	25,279.15	12,740,313.51	55.63 %
505 COMM SERV - GENERAL	315.40-	0	0.00	0.00		0.00	0.00 %
520 BALC - DIPLOMA	135,057.57	189,695	6,412.64	146,563.62		43,131.38	22.73 %
** TOTAL PRG SERIES: 500-599 COMMUNITY ED & SERV	134,742.17	189,695	6,412.64	146,563.62		43,131.38	22.73 %
600 <DESC. NOT FOUND>	37,367.51-	35,273-	0.00	0.00		35,273.00-	100.00 %
605 GENERAL INSTRUCT SUPPORT	1,336,539.16	1,409,592	118,154.26	754,171.25		655,420.75	46.49 %
610 CURR CONSULT/DEVELOP	1,837,185.54	1,944,149	82,417.22	726,631.36	3,276.96	1,214,240.68	62.45 %
620 EDUCATIONAL MEDIA	989,785.30	912,861	83,567.19	433,991.81	33,877.48	444,991.71	48.74 %
640 STAFF DEVELOPMENT	2,306,365.06	2,554,332	109,053.73	559,309.82		1,995,022.18	78.10 %
680 COMP ASSIST INSTRUCT	1,494,029.50	1,713,922	86,348.14	832,476.40	43,817.80	837,627.80	48.87 %
690 OTHR INSTR SUPP SERV	47,039.00	42,540	4,977.45	24,732.72		17,807.28	41.86 %
** TOTAL PRG SERIES: 600-699 INSTRUC SUPPORT SERV	7,973,576.05	8,542,123	484,517.99	3,331,313.36	80,972.24	5,129,837.40	60.05 %

PRG FD	PRIOR YEAR ACTUAL	REVISED BUDGET	01/01/11 TO 01/31/11	FISCAL YEAR 201007 EXPENDED THRU 01/31/11	ENCUMBERED THRU 01/31/11	REMAINING ON 01/31/11	PERCENT REMAINING
710 01							
710 COUNSELING/GUIDANCE	1,158,382.20	1,060,344	89,773.99	511,366.56		548,977.44	51.77 %
720 HEALTH SERVICES	941,900.06	871,475	74,119.94	426,558.06	525.29	444,391.65	50.99 %
740 ATTEND/SOC WORK SERV	526,440.15	564,901	77,285.82	283,983.52		280,917.48	49.72 %
760 PUPIL TRANSPORTATION	26,536.98	57,904	0.00	0.00		57,904.00	100.00 %
770 FOOD SERVICES	24,328.47	0	5,008.05	13,019.77		13,019.77-	0.00 %
780 ALCOHOL/DRUG PREV PRG	39,855.25	0	0.00	0.00		0.00	0.00 %
790 OTHER PUPIL SUPPORT SERVICES	427,794.28	262,391	18,772.63	145,946.29	8,065.00	108,379.71	41.30 %
791 DIVERSITY/PEER LDRSHP	6,793.93	6,888	729.41	3,647.47		3,240.53	47.04 %
792 PUPIL APPRAISAL	383,024.29	422,445	25,326.28	281,487.47	611.74	140,345.79	33.22 %
** TOTAL PRG SERIES: 700-799 PUPIL SUPPORT SERV	3,535,055.61	3,246,348	291,016.12	1,666,009.14	9,202.03	1,571,136.83	48.39 %
810 OPERATIONS	6,801,131.10	6,977,466	788,138.72	4,022,341.33	5,872.18	2,949,252.49	42.26 %
811 MAINTENANCE	1,279,737.82	1,143,352	126,354.19	723,474.79	147,724.26	272,152.95	23.80 %
850 FACILITIES	1,545,080.95	2,845,395	235,439.21	1,319,479.97	16,441.04	1,509,473.99	53.04 %
** TOTAL PRG SERIES: 800-899 SITE,BUILDINGS,EQUIP	9,625,949.87	10,966,213	1,149,932.12	6,065,296.09	170,037.48	4,730,879.43	43.14 %
920 SHORT TERM DEBT	33,909.38	10,000	0.00	0.00		10,000.00	100.00 %
930 EMPLOYEE BENEFITS	0.00	0	7,263.34	274,252.78		274,252.78-	0.00 %
940 PROPERTY & OTHER INS	202,268.83	500,000	18,290.10	177,755.64		322,244.36	64.44 %

PRG FD	PRIOR YEAR	REVISED BUDGET	01/01/11 TO 01/31/11	FISCAL YEAR 201007 EXPENDED THRU 01/31/11	ENCUMBERED THRU 01/31/11	REMAINING ON 01/31/11	PERCENT REMAINING
950 01							
950 TRANSFERS	4,918,775.83	166,799	0.00	0.00		166,799.00	100.00 %
** TOTAL PRG SERIES: 900-999 FISCAL & OTHER FIXED	5,154,954.04	676,799	25,553.44	452,008.42		224,790.58	33.21 %
*** 01 GENERAL	107,400,275.02	106,345,185	8,558,322.97	50,245,876.48	473,572.60	55,625,735.92	52.30 %
770 FOOD SERVICES	4,265,454.09	4,048,636	372,092.86	1,958,080.76	2,316.97	2,088,238.27	51.57 %
** TOTAL PRG SERIES: 700-799 PUPIL SUPPORT SERV	4,265,454.09	4,048,636	372,092.86	1,958,080.76	2,316.97	2,088,238.27	51.57 %
*** 02 FOOD SERVICE	4,265,454.09	4,048,636	372,092.86	1,958,080.76	2,316.97	2,088,238.27	51.57 %
760 PUPIL TRANSPORTATION	6,175,031.07	6,361,101	1,072,851.21	2,529,085.65		3,832,015.35	60.24 %
** TOTAL PRG SERIES: 700-799 PUPIL SUPPORT SERV	6,175,031.07	6,361,101	1,072,851.21	2,529,085.65		3,832,015.35	60.24 %
930 EMPLOYEE BENEFITS	0.00	0	0.00	15,576.96		15,576.96-	0.00 %
** TOTAL PRG SERIES: 900-999 FISCAL & OTHER FIXED	0.00	0	0.00	15,576.96		15,576.96-	0.00 %
*** 03 TRANSPORTATION	6,175,031.07	6,361,101	1,072,851.21	2,544,662.61		3,816,438.39	59.99 %
505 COMM SERV - GENERAL	320,042.38	555,615	41,263.74	195,621.72		359,993.28	64.79 %
510 ADULT EDUCATION	300,002.48	350,798	20,495.31	159,629.42	67.00	191,101.58	54.47 %
511 ADULT RECREATION	12,730.71	11,229	1,129.61	2,350.85		8,878.15	79.06 %
520 ADULT BASIC ED	513,802.86	522,201	51,610.55	294,637.00	3,628.81	223,935.19	42.88 %
550 PRESCHOOL	223,067.37	240,063	17,823.11	125,319.57		114,743.43	47.79 %
551 ELEMENTARY	320,552.50	271,048	35,513.64	179,402.58		91,645.42	33.81 %
552 SECONDARY	131,268.13	124,746	5,904.97	67,767.07		56,978.93	45.67 %
553 GTI GIFTED/TALENTED	55,917.43	52,345	0.00	39,777.66		12,567.34	24.00 %
554 SES	60,392.44	53,645	8,482.57	25,890.22		27,754.78	51.73 %

PRG FD	PRIOR YEAR ACTUAL	REVISED BUDGET	01/01/11 TO 01/31/11	FISCAL YEAR 201007 EXPENDED THRU 01/31/11	ENCUMBERED THRU 01/31/11	REMAINING ON 01/31/11	PERCENT REMAINING
560 RECREATION	175,215.00	139,427	5,516.59	93,390.90		46,036.10	33.01 %
570 PROJECT KIDS	2,248,574.70	1,966,506	152,709.09	1,181,931.56		784,574.44	39.89 %
571 PROJ KIDS - PRESCHOOL	1,120,424.26	962,176	74,967.08	537,511.81		424,664.19	44.13 %
580 EARLY CHILD & FAMILY ED	561,310.60	549,923	34,954.55	266,910.70		283,012.30	51.46 %
582 SCHOOL READINESS	120,386.41	112,122	5,688.92	42,710.00		69,412.00	61.90 %
583 PRESCHOOL SCREENING	48,368.05	52,443	15,932.34	25,339.22		27,103.78	51.68 %
585 YOUTH DEV/SERV	67,931.61	77,202	5,763.64	38,058.08		39,143.92	50.70 %
586 AFTER SCHOOL ENRICHMENT	64,516.84	59,330	5,584.24	23,267.22		36,062.78	60.78 %
590 OTHER COMM SERVICES	436,085.18	470,188	2,298.20	177,869.19	1,531.55	290,787.26	61.84 %
** TOTAL PRG SERIES: 500-599 COMMUNITY ED & SERV	6,780,588.95	6,571,007	485,638.15	3,477,384.77	5,227.36	3,088,394.87	47.00 %
*** 04 COMMUNITY SERVICE	6,780,588.95	6,571,007	485,638.15	3,477,384.77	5,227.36	3,088,394.87	47.00 %
850 FACILITIES	10,030,899.92	2,800,000	197,996.41	855,028.09	15,635.00	1,929,336.91	68.90 %
** TOTAL PRG SERIES: 800-899 SITE,BUILDINGS,EQUIP	10,030,899.92	2,800,000	197,996.41	855,028.09	15,635.00	1,929,336.91	68.90 %
*** 06 CAPITAL PROJECTS	10,030,899.92	2,800,000	197,996.41	855,028.09	15,635.00	1,929,336.91	68.90 %
910 DEBT RED-BOND'D DEBT	6,989,932.08	7,004,482	6,526,716.24	8,573,382.50		1,568,900.50-	22.39-%
** TOTAL PRG SERIES: 900-999 FISCAL & OTHER FIXED	6,989,932.08	7,004,482	6,526,716.24	8,573,382.50		1,568,900.50-	22.39-%
*** 07 DEBT SERVICE	6,989,932.08	7,004,482	6,526,716.24	8,573,382.50		1,568,900.50-	22.39-%
050 SCHOOL ADMINISTRATION	48,510.37	83,250	1,651.43	26,227.51		57,022.49	68.49 %
** TOTAL PRG SERIES: 000-099 ADMINISTRATION	48,510.37	83,250	1,651.43	26,227.51		57,022.49	68.49 %
110 BUSINESS SERVICES	24,069.96	37,000	786.65	8,546.56		28,453.44	76.90 %
** TOTAL PRG SERIES: 100-199 DIST. SUPPORT SERV.	24,069.96	37,000	786.65	8,546.56		28,453.44	76.90 %

PRG FD	PRIOR YEAR ACTUAL	< - - - - - REVISED BUDGET	FISCAL YEAR 201007		REMAINING ON 01/31/11	PERCENT REMAINING
			01/01/11 01/31/11	EXPENDED THRU 01/31/11		
211 08						
211 SECONDARY ED-GENERAL	789,018.91	740,000	45,762.86	350,323.87	389,676.13	52.65 %
** TOTAL PRG SERIES: 200-299 REGULAR INSTRUCTION	789,018.91	740,000	45,762.86	350,323.87	389,676.13	52.65 %
505 COMM SERV - GENERAL	42,312.99	46,250	2,185.82	26,155.35	20,094.65	43.44 %
** TOTAL PRG SERIES: 500-599 COMMUNITY ED & SERV	42,312.99	46,250	2,185.82	26,155.35	20,094.65	43.44 %
605 GEN INSTRUCT SUPPORT	24,102.61	0	1,726.99	11,688.10	11,688.10-	0.00 %
** TOTAL PRG SERIES: 600-699 INSTRUC SUPPORT SERV	24,102.61	0	1,726.99	11,688.10	11,688.10-	0.00 %
770 FOOD SERVICES	4,816.24	2,775	411.39	1,252.87	1,522.13	54.85 %
** TOTAL PRG SERIES: 700-799 PUPIL SUPPORT SERV	4,816.24	2,775	411.39	1,252.87	1,522.13	54.85 %
810 OPERATIONS	23,127.30	15,725	81.70	8,103.10	7,621.90	48.46 %
** TOTAL PRG SERIES: 800-899 SITE,BUILDINGS,EQUIP	23,127.30	15,725	81.70	8,103.10	7,621.90	48.46 %
*** 08 FLEX BENEFIT FUND	955,958.38	925,000	52,606.84	432,297.36	492,702.64	53.26 %
790 OTHER PUPIL SUPP SER	58,357.75	42,000	75.00	13,120.25	28,879.75	68.76 %
** TOTAL PRG SERIES: 700-799 PUPIL SUPPORT SERV	58,357.75	42,000	75.00	13,120.25	28,879.75	68.76 %
*** 09 SCHOLARSHIP FUND	58,357.75	42,000	75.00	13,120.25	28,879.75	68.76 %
930 EMPLOYEE BENEFITS	75,222.94	0	0.00	0.00	0.00	0.00 %
** TOTAL PRG SERIES: 900-999 FISCAL & OTHER FIXED	75,222.94	0	0.00	0.00	0.00	0.00 %
*** 10 PRIN EARLY RET INS FUND	75,222.94	0	0.00	0.00	0.00	0.00 %
790 OTHER PUPIL SUPPORT SERVICES	82,029.00	95,264	10,603.91	46,698.97	48,565.03	50.97 %
** TOTAL PRG SERIES: 700-799 PUPIL SUPPORT SERV	82,029.00	95,264	10,603.91	46,698.97	48,565.03	50.97 %
*** 15 CAFE	82,029.00	95,264	10,603.91	46,698.97	48,565.03	50.97 %
050 SCHOOL ADMINISTRATION	44,180.40	43,500	3,925.93	24,393.04	19,106.96	43.92 %
** TOTAL PRG SERIES: 000-099 ADMINISTRATION	44,180.40	43,500	3,925.93	24,393.04	19,106.96	43.92 %

PRG FD	PRIOR YEAR	REVISED BUDGET	01/01/11 TO 01/31/11	FISCAL YEAR 201007 EXPENDED THRU 01/31/11	ENCUMBERED THRU 01/31/11	REMAINING ON 01/31/11	PERCENT REMAINING
105 20							
105 GEN ADMIN SUPPORT	17,192.27	16,300	1,516.18	9,431.06		6,868.94	42.14 %
** TOTAL PRG SERIES: 100-199 DIST. SUPPORT SERV.	17,192.27	16,300	1,516.18	9,431.06		6,868.94	42.14 %
203 INTERMEDIATE (4-6)	461,489.16	424,000	39,888.29	248,153.00		175,847.00	41.47 %
** TOTAL PRG SERIES: 200-299 REGULAR INSTRUCTION	461,489.16	424,000	39,888.29	248,153.00		175,847.00	41.47 %
399 VOCATIONAL-GENERAL	12,274.56	12,000	1,088.45	6,764.84		5,235.16	43.62 %
** TOTAL PRG SERIES: 300-399 VOCATIONAL INSTRUC.	12,274.56	12,000	1,088.45	6,764.84		5,235.16	43.62 %
420 SPECIAL ED-GENERAL	219,110.72	208,000	19,347.14	120,322.05		87,677.95	42.15 %
** TOTAL PRG SERIES: 400-499 SPECIAL ED INSTRUC.	219,110.72	208,000	19,347.14	120,322.05		87,677.95	42.15 %
505 COMM SERV - GENERAL	60,843.90	57,600	5,377.69	33,439.67		24,160.33	41.94 %
** TOTAL PRG SERIES: 500-599 COMMUNITY ED & SERV	60,843.90	57,600	5,377.69	33,439.67		24,160.33	41.94 %
605 GEN INSTRUCT SUPPORT	31,234.97	29,400	2,766.47	17,197.25		12,202.75	41.50 %
** TOTAL PRG SERIES: 600-699 INSTRUC SUPPORT SERV	31,234.97	29,400	2,766.47	17,197.25		12,202.75	41.50 %
790 OTHER PUPIL SUPPORT SERVICES	71,209.20	67,400	6,297.65	39,156.62		28,243.38	41.90 %
** TOTAL PRG SERIES: 700-799 PUPIL SUPPORT SERV	71,209.20	67,400	6,297.65	39,156.62		28,243.38	41.90 %
810 OPERATIONS	46,312.10	42,400	4,024.94	25,090.52		17,309.48	40.82 %
** TOTAL PRG SERIES: 800-899 SITE,BUILDINGS,EQUIP	46,312.10	42,400	4,024.94	25,090.52		17,309.48	40.82 %
*** 20 ISF - DENTAL	963,847.28	900,600	84,232.74	523,948.05		376,651.95	41.82 %
030 ASSIST SUP'T	0.00	21,000	79,879.71	79,879.71		58,879.71	280.37-%
050 SCHOOL ADMINISTRATION	495,308.85	225,000	46,724.46	43,098.47		181,901.53	80.84 %
** TOTAL PRG SERIES: 000-099 ADMINISTRATION	495,308.85	246,000	126,604.17	122,978.18		123,021.82	50.00 %

PRG FD	PRIOR YEAR	< - - - - ->	FISCAL YEAR 201007				REMAINING ON 01/31/11	PERCENT REMAINING
			REVISED BUDGET	01/01/11 01/31/11	EXPENDED THRU 01/31/11	ENCUMBERED THRU 01/31/11		
160 21								
160 HUMAN RESOURCES	0.00	0	79,953.47	79,953.47		79,953.47-	0.00 %	
** TOTAL PRG SERIES: 100-199	0.00	0	79,953.47	79,953.47		79,953.47-	0.00 %	
DIST. SUPPORT SERV.								
211 SECONDARY ED-GENERAL	384,155.68-	750,000	0.00	0.00		750,000.00	100.00 %	
** TOTAL PRG SERIES: 200-299	384,155.68-	750,000	0.00	0.00		750,000.00	100.00 %	
REGULAR INSTRUCTION								
810 OPERATIONS	0.00	0	807.38	807.38		807.38-	0.00 %	
** TOTAL PRG SERIES: 800-899	0.00	0	807.38	807.38		807.38-	0.00 %	
SITE,BUILDINGS,EQUIP								
*** 21 ISF - POST RETIREMENT BENEFIT	111,153.17	996,000	207,365.02	203,739.03		792,260.97	79.54 %	
105 GEN ADMIN SUPPORT	0.00	13,393,410	0.00	0.00		13,393,410.00	100.00 %	
** TOTAL PRG SERIES: 100-199	0.00	13,393,410	0.00	0.00		13,393,410.00	100.00 %	
DIST. SUPPORT SERV.								
*** 22 ISF - HEALTH SELECT 105	0.00	13,393,410	0.00	0.00		13,393,410.00	100.00 %	
050 <DESC. NOT FOUND>	46,236.10	50,603	9,163.89	67,677.99		17,074.99-	33.74-%	
** TOTAL PRG SERIES: 000-099	46,236.10	50,603	9,163.89	67,677.99		17,074.99-	33.74-%	
ADMINISTRATION								
110 <DESC. NOT FOUND>	77,998.28	80,946	8,869.25	62,084.75		18,861.25	23.30 %	
** TOTAL PRG SERIES: 100-199	77,998.28	80,946	8,869.25	62,084.75		18,861.25	23.30 %	
DIST. SUPPORT SERV.								
211 <DESC. NOT FOUND>	497,799.79	561,930	50,515.38	358,130.21		203,799.79	36.26 %	
** TOTAL PRG SERIES: 200-299	497,799.79	561,930	50,515.38	358,130.21		203,799.79	36.26 %	
REGULAR INSTRUCTION								
810 <DESC. NOT FOUND>	35.00	77	0.00	0.00		77.00	100.00 %	
** TOTAL PRG SERIES: 800-899	35.00	77	0.00	0.00		77.00	100.00 %	
SITE,BUILDINGS,EQUIP								
935 <DESC. NOT FOUND>	1,497,862.87	1,495,000	42,807.33	304,890.13		1,190,109.87	79.60 %	
** TOTAL PRG SERIES: 900-999	1,497,862.87	1,495,000	42,807.33	304,890.13		1,190,109.87	79.60 %	
FISCAL & OTHER FIXED								
*** 25 OPEB REVOCABLE TRUST	2,119,932.04	2,188,556	111,355.85	792,783.08		1,395,772.92	63.77 %	
910 DEBT RED-BOND'D DEBT	781,890.00	1,572,650	0.00	0.00		1,572,650.00	100.00 %	
** TOTAL PRG SERIES: 900-999	781,890.00	1,572,650	0.00	0.00		1,572,650.00	100.00 %	
FISCAL & OTHER FIXED								

PRG FD	PRIOR YEAR	REVIS	REVISED	01/01/11	FISCAL YEAR 201007	EXPENDED	ENCUMBERED	REMAINING	PERCENT
910 47	ACTUAL	BUDGET	01/31/11	THRU 01/31/11	THRU 01/31/11	THRU 01/31/11	ON 01/31/11	REMAINING	
*** 47 POST EMPLOYMENT BENEFITS	781,890.00	1,572,650	0.00	0.00			1,572,650.00	100.00 %	
*** REPORT TOTALS:	146,790,571.69	153,243,891	17,679,857.20	69,667,001.95			496,751.93	83,080,137.12	54.21 %

BURNSVILLE-EAGAN-SAVAGE

Independent School District 191

DISTRICT EXPENDITURES

BY

BUILDING / ORGANIZATIONAL UNIT

WITHIN FUND

January, 2011

ACCT STATUS: Active and Next Year Accts ACCOUNT RANGES: 01 TO 99-999
 ZERO BALANCES: Suppress Zero Balances
 SORTED BY: ACCOUNT FD ORG
 SUBTOTALLED BY: ACCOUNT FD ORG
 SERIES TOTALS: ACCOUNT ORG
 PAGE BREAK ON: <None Selected>

ORG FD	PRIOR YEAR ACTUAL	< - - - - - REVISED BUDGET	01/01/11 01/31/11	FISCAL YEAR 201007 EXPENDED THRU 01/31/11	ENCUMBERED THRU 01/31/11	REMAINING ON 01/31/11	PERCENT REMAINING
005 01							
005 DISTRICTWIDE	12,513,122.06	10,238,701	911,370.55	5,696,309.94	173,925.06	4,368,466.00	42.66 %
006 ADMIN BLDG	30,833.33	26,900	2,437.20	14,109.69		12,790.31	47.54 %
007 ENVISION-PERFORMING ARTS CTR	312,532.03	231,024	13,517.05	103,916.30		127,107.70	55.01 %
008 DIAMONDHEAD	786,623.55	827,027	34,145.56	447,720.55	7,263.00	372,043.45	44.98 %
014 BURNSVILLE SR HIGH	17,626,414.82	17,605,676	1,464,664.30	8,216,807.54	28,431.04	9,360,437.42	53.16 %
015 METCALF JR HIGH	5,837,633.73	5,645,577	482,092.81	2,635,937.55	12,809.99	2,996,829.46	53.08 %
066 EAGLE RIDGE JR HIGH	5,888,483.34	5,740,044	486,792.77	2,704,469.86	12,360.90	3,023,213.24	52.66 %
085 NICOLLET JR HIGH	5,544,200.98	6,247,589	468,111.31	2,711,523.19	15,935.20	3,520,130.61	56.34 %
** TOTAL ORG SERIES: 000-099 DISTRICT WIDE	48,539,843.84	46,562,538	3,863,131.55	22,530,794.62	250,725.19	23,781,018.19	51.07 %
100 ELEMENTARY SERVICES	527,348.29	324,816	64,718.81	200,781.21	512.75	123,522.04	38.02 %
** TOTAL ORG SERIES: 100-199 ELEMENTARY SERVICES	527,348.29	324,816	64,718.81	200,781.21	512.75	123,522.04	38.02 %
200 ELE/SEC SERVICES	7,593,805.53	8,468,568	433,725.92	4,041,396.45	88,203.61	4,338,967.94	51.23 %
299 SUMMER SCHOOL	32,902.65	28,250	0.00	36,657.37		8,407.37-	29.76-%
** TOTAL ORG SERIES: 200-299 ELEM/SECOND SERVICES	7,626,708.18	8,496,818	433,725.92	4,078,053.82	88,203.61	4,330,560.57	50.96 %
300 SECONDARY SERVICES	637,392.05	587,379	21,950.63	290,718.08	0.01	296,660.91	50.50 %
314 BALC - SECONDARY	264,695.11	450,118	45,159.68	183,518.60		266,599.40	59.22 %

ORG FD	PRIOR YEAR ACTUAL	REVISED BUDGET	01/01/11 TO 01/31/11	FISCAL YEAR 201007 EXPENDED THRU 01/31/11	ENCUMBERED THRU 01/31/11	REMAINING ON 01/31/11	PERCENT REMAINING
315 01							
315 BALC - ELEM/JRH	510,854.63	700,116	43,634.25	402,461.18		297,654.82	42.51 %
** TOTAL ORG SERIES: 300-399 SECONDARY SERVICES	1,412,941.79	1,737,613	110,744.56	876,697.86	0.01	860,915.13	49.54 %
414 BESTransition SERVICES	768,382.37	787,565	66,279.17	371,757.30	36.77	415,770.93	52.79 %
481 CEDAR ELEMENTARY	3,375,876.60	3,469,987	276,570.48	1,603,843.76	6,451.02	1,859,692.22	53.59 %
482 GIDEON POND ELEMENTARY	3,038,674.70	2,977,923	248,420.53	1,351,514.21	12,845.28	1,613,563.51	54.18 %
483 EDW NEILL ELEMENTARY	4,067,438.32	3,960,655	346,468.38	1,865,599.51	12,056.34	2,082,999.15	52.59 %
484 MARION W SAVAGE ELEMENTARY	4,435,453.75	4,544,141	382,386.72	2,075,969.94	12,270.59	2,455,900.47	54.04 %
485 SIOUX TRAIL ELEMENTARY	3,386,672.47	3,585,942	285,452.65	1,558,721.14	13,640.70	2,013,580.16	56.15 %
486 VISTA VIEW ELEMENTARY	3,891,070.29	3,957,478	330,966.82	1,798,116.11	11,456.71	2,147,905.18	54.27 %
487 BYRNE ELEMENTARY	4,103,723.17	3,936,386	328,513.74	1,842,352.24	15,728.21	2,078,305.55	52.79 %
488 RAHN ELEMENTARY	3,388,325.62	3,566,744	297,015.74	1,608,879.36	10,923.67	1,946,940.97	54.58 %
489 SKY OAKS ELEMENTARY	5,091,002.57	4,652,623	391,756.97	2,113,085.55	13,932.97	2,525,604.48	54.28 %
490 HIDDEN VALLEY ELEMENTARY	5,427,037.91	5,489,778	455,579.10	2,516,756.18	9,764.57	2,963,257.25	53.97 %
491 HARRIET BISHOP ELEMENTARY	4,680,496.15	4,419,570	381,543.15	2,086,758.60	9,584.20	2,323,227.20	52.56 %
** TOTAL ORG SERIES: 400-499 UNDEFINED ORG SERIES	45,654,153.92	45,348,792	3,790,953.45	20,793,353.90	128,691.03	24,426,747.07	53.86 %
500 ABE - AREA LEARNING CENTER	161,594.55	240,242	8,183.35	155,417.16		84,824.84	35.30 %
509 VALE	1,645,063.29	1,531,090	130,056.50	695,931.59	2,720.00	832,438.41	54.36 %

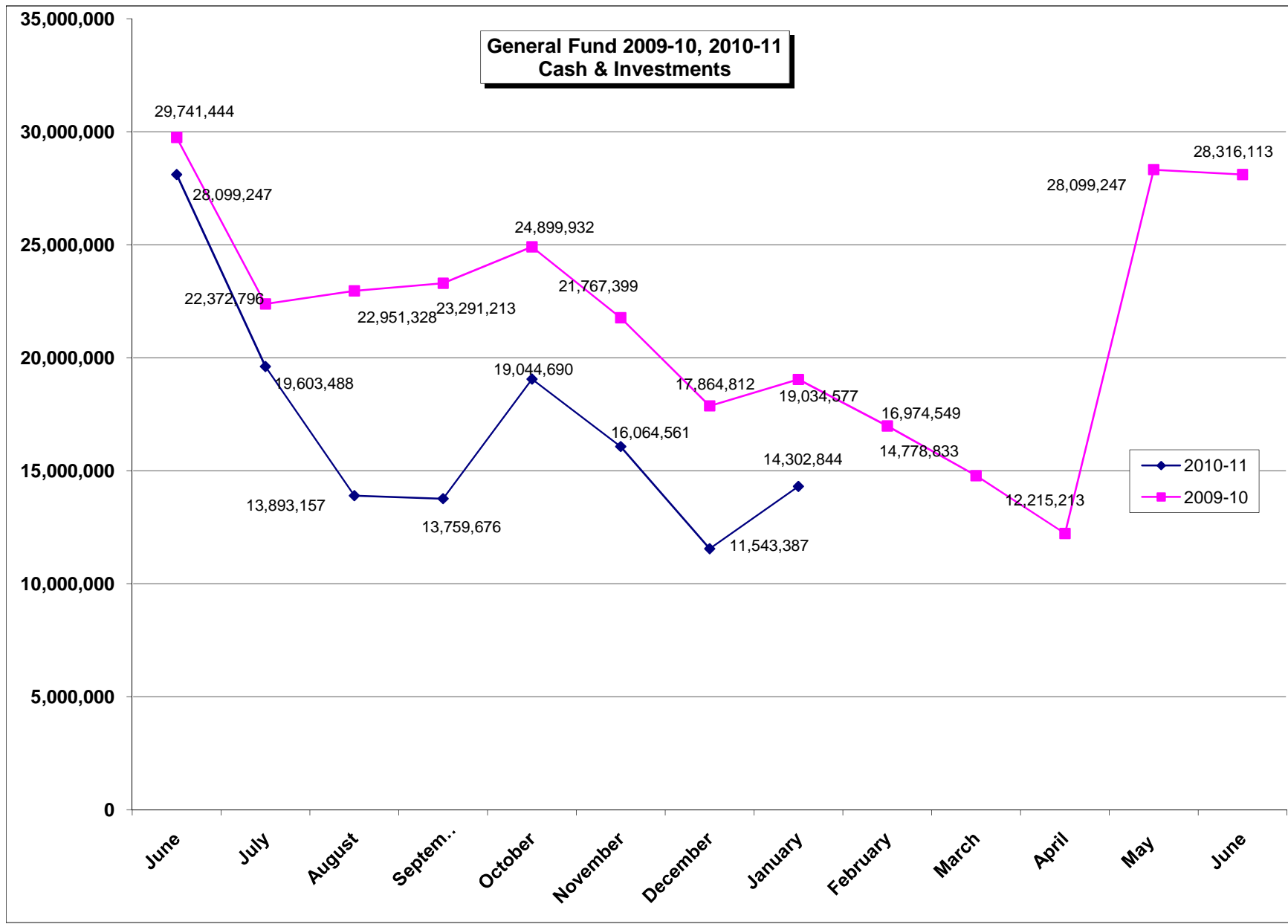
ORG FD	PRIOR YEAR ACTUAL	REVISED BUDGET	01/01/11 TO 01/31/11	FISCAL YEAR 201007 EXPENDED THRU 01/31/11	ENCUMBERED THRU 01/31/11	REMAINING ON 01/31/11	PERCENT REMAINING
514 CEDAR ALTERNATIVE	1,656,206.93	1,898,503	140,547.51	793,453.29	2,720.01	1,102,329.70	58.06 %
516 ANTHONY LEWIS CENTER	39,668.77	39,700	4,317.45	17,070.07		22,629.93	57.00 %
520 OPTIONS TREATMENT CENTER	40,219.11	84,307	6,641.47	32,581.62		51,725.38	61.35 %
530 SUMMER ESY K-12 STRETCH PROG	71,721.90	58,394	566.86	60,743.39		2,349.39-	4.02-%
** TOTAL ORG SERIES: 500-599 COMMUNITY SERVICE	3,614,474.55	3,852,236	290,313.14	1,755,197.12	5,440.01	2,091,598.87	54.29 %
701 ST JOHN'S	24,804.45	22,372	4,735.54	10,997.95		11,374.05	50.84 %
** TOTAL ORG SERIES: 700-799 NONPUBLIC SCHOOL	24,804.45	22,372	4,735.54	10,997.95		11,374.05	50.84 %
*** 01 GENERAL	107,400,275.02	106,345,185	8,558,322.97	50,245,876.48	473,572.60	55,625,735.92	52.30 %
005 DISTRICTWIDE	821,352.31	795,687	32,227.61	260,249.26	2,305.99	533,131.75	67.00 %
014 BURNSVILLE SR HIGH	676,213.60	607,159	61,915.13	288,727.48		318,431.52	52.44 %
015 METCALF JR HIGH	333,798.35	325,599	35,434.57	168,233.75	10.98	157,354.27	48.32 %
066 EAGLE RIDGE JR HIGH	332,115.57	304,084	32,982.74	163,938.19		140,145.81	46.08 %
085 NICOLLET JR HIGH	287,007.43	283,754	27,007.83	134,389.11		149,364.89	52.63 %
** TOTAL ORG SERIES: 000-099 DISTRICT WIDE	2,450,487.26	2,316,283	189,567.88	1,015,537.79	2,316.97	1,298,428.24	56.05 %
482 GIDEON POND ELEMENTARY	165,412.78	156,164	16,867.33	86,017.81		70,146.19	44.91 %
483 EDW NEILL ELEMENTARY	167,964.27	157,250	17,898.20	83,255.75		73,994.25	47.05 %
484 MARION W SAVAGE ELEMENTARY	178,848.68	175,270	17,804.69	94,691.85		80,578.15	45.97 %
485 SIOUX TRAIL ELEMENTARY	164,522.26	157,972	15,884.82	83,184.33		74,787.67	47.34 %

ORG FD	PRIOR YEAR ACTUAL	REVISED BUDGET	01/01/11 TO 01/31/11	FISCAL YEAR 201007 EXPENDED THRU 01/31/11	ENCUMBERED THRU 01/31/11	REMAINING ON 01/31/11	PERCENT REMAINING
486 02							
486 VISTA VIEW ELEMENTARY	182,144.33	177,137	19,854.96	95,424.31		81,712.69	46.12 %
487 BYRNE ELEMENTARY	171,273.00	168,997	15,997.61	87,232.81		81,764.19	48.38 %
488 RAHN ELEMENTARY	147,923.97	145,218	15,170.60	79,062.10		66,155.90	45.55 %
489 SKY OAKS ELEMENTARY	227,751.52	186,945	20,658.73	113,493.20		73,451.80	39.29 %
490 HIDDEN VALLEY ELEMENTARY	212,270.56	207,735	22,526.61	114,959.91		92,775.09	44.66 %
491 HARRIET BISHOP ELEMENTARY	196,855.46	199,665	19,861.43	105,220.90		94,444.10	47.30 %
** TOTAL ORG SERIES: 400-499	1,814,966.83	1,732,353	182,524.98	942,542.97		789,810.03	45.59 %
UNDEFINED ORG SERIES							
*** 02 FOOD SERVICE	4,265,454.09	4,048,636	372,092.86	1,958,080.76	2,316.97	2,088,238.27	51.57 %
005 DISTRICTWIDE	6,175,031.07	6,361,101	1,072,851.21	2,544,662.61		3,816,438.39	59.99 %
** TOTAL ORG SERIES: 000-099	6,175,031.07	6,361,101	1,072,851.21	2,544,662.61		3,816,438.39	59.99 %
DISTRICT WIDE							
*** 03 TRANSPORTATION	6,175,031.07	6,361,101	1,072,851.21	2,544,662.61		3,816,438.39	59.99 %
005 DISTRICTWIDE	41,781.07-	40,639-	0.00	0.00		40,639.00-	100.00 %
008 DIAMONDHEAD	1,194.85-	0	0.00	0.00		0.00	0.00 %
014 BURNSVILLE SR HIGH	55,437.85	25,280	134.55	18,383.82		6,896.18	27.27 %
** TOTAL ORG SERIES: 000-099	12,461.93	15,359-	134.55	18,383.82		33,742.82-	219.69 %
DISTRICT WIDE							
482 GIDEON POND ELEMENTARY	39,664.12	44,964	3,833.58	23,351.80		21,612.20	48.06 %
483 EDW NEILL ELEMENTARY	52,546.70	52,631	4,358.44	23,671.15		28,959.85	55.02 %
484 MARION W SAVAGE ELEMENTARY	51,249.03	60,472	5,174.18	27,607.51		32,864.49	54.34 %
485 SIOUX TRAIL ELEMENTARY	309,507.21	264,692	17,053.61	144,749.69		119,942.31	45.31 %

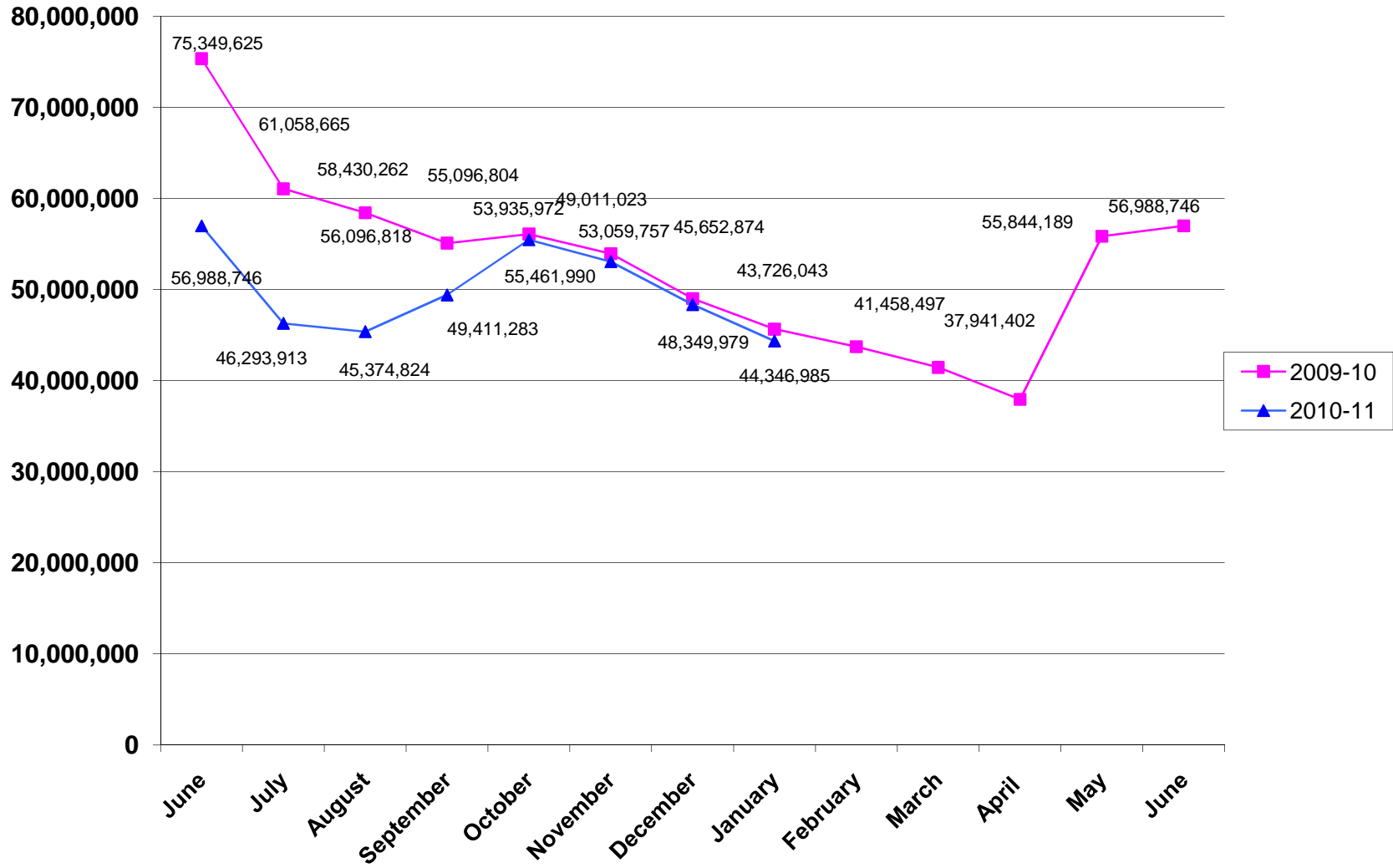
ORG FD	PRIOR YEAR ACTUAL	REVISED BUDGET	01/01/11 TO 01/31/11	FISCAL YEAR 201007 EXPENDED THRU 01/31/11	ENCUMBERED THRU 01/31/11	REMAINING ON 01/31/11	PERCENT REMAINING
486 04							
486 VISTA VIEW ELEMENTARY	277,158.53	200,276	18,644.28	118,241.73		82,034.27	40.96 %
487 BYRNE ELEMENTARY	65,176.75	63,118	6,405.70	31,050.10		32,067.90	50.80 %
488 RAHN ELEMENTARY	73,109.25	60,228	5,309.33	30,805.95		29,422.05	48.85 %
489 SKY OAKS ELEMENTARY	379,325.16	355,517	27,135.05	204,310.70		151,206.30	42.53 %
490 HIDDEN VALLEY ELEMENTARY	371,628.78	294,768	20,975.89	200,718.53		94,049.47	31.90 %
491 HARRIET BISHOP ELEMENTARY	295,466.35	315,056	21,989.59	202,456.11		112,599.89	35.73 %
** TOTAL ORG SERIES: 400-499 UNDEFINED ORG SERIES	1,914,831.88	1,711,722	130,879.65	1,006,963.27		704,758.73	41.17 %
500 ABE - AREA LEARNING CENTER	4,754,913.95	4,736,418	349,992.48	2,391,665.18	5,197.36	2,339,555.46	49.39 %
** TOTAL ORG SERIES: 500-599 COMMUNITY SERVICE	4,754,913.95	4,736,418	349,992.48	2,391,665.18	5,197.36	2,339,555.46	49.39 %
701 ST JOHN'S	91,730.52	102,026	4,631.47	58,349.41	30.00	43,646.59	42.77 %
704 TESSERACT SCHOOL	953.75	5,161	0.00	0.00		5,161.00	100.00 %
705 CYRPUS	0.00	1,032	0.00	0.00		1,032.00	100.00 %
799 HOME SCHOOLS	5,696.92	30,007	0.00	2,023.09		27,983.91	93.25 %
** TOTAL ORG SERIES: 700-799 NONPUBLIC SCHOOL	98,381.19	138,226	4,631.47	60,372.50	30.00	77,823.50	56.30 %
*** 04 COMMUNITY SERVICE	6,780,588.95	6,571,007	485,638.15	3,477,384.77	5,227.36	3,088,394.87	47.00 %
005 DISTRICTWIDE	169,415.80	0	0.00	52,942.30	14,285.00	67,227.30	0.00 %
006 ADMIN BLDG	20,557.00	0	0.00	0.00		0.00	0.00 %
014 BURNSVILLE SR HIGH	4,567,699.61	2,525,000	196,311.41	684,534.68	1,350.00	1,839,115.32	72.83 %

ORG FD	PRIOR YEAR	REVISED BUDGET	01/01/11 01/31/11	FISCAL YEAR 201007 EXPENDED THRU 01/31/11	ENCUMBERED THRU 01/31/11	REMAINING ON 01/31/11	PERCENT REMAINING
015 06							
015 METCALF JR HIGH	4,515,068.89	225,000	0.00	94,874.11		130,125.89	57.83 %
** TOTAL ORG SERIES: 000-099 DISTRICT WIDE	9,272,741.30	2,750,000	196,311.41	832,351.09	15,635.00	1,902,013.91	69.16 %
482 GIDEON POND ELEMENTARY	3,731.00	0	0.00	0.00		0.00	0.00 %
483 EDW NEILL ELEMENTARY	22,931.53	0	0.00	0.00		0.00	0.00 %
484 MARION W SAVAGE ELEMENTARY	103,448.11	0	0.00	0.00		0.00	0.00 %
486 VISTA VIEW ELEMENTARY	77,295.55	50,000	0.00	20,992.00		29,008.00	58.01 %
488 RAHN ELEMENTARY	252,027.18	0	1,685.00	1,685.00		1,685.00-	0.00 %
489 SKY OAKS ELEMENTARY	3,223.00	0	0.00	0.00		0.00	0.00 %
490 HIDDEN VALLEY ELEMENTARY	150,219.63	0	0.00	0.00		0.00	0.00 %
** TOTAL ORG SERIES: 400-499 UNDEFINED ORG SERIES	612,876.00	50,000	1,685.00	22,677.00		27,323.00	54.64 %
514 CEDAR ALTERNATIVE	145,282.62	0	0.00	0.00		0.00	0.00 %
** TOTAL ORG SERIES: 500-599 COMMUNITY SERVICE	145,282.62	0	0.00	0.00		0.00	0.00 %
*** 06 CAPITAL PROJECTS	10,030,899.92	2,800,000	197,996.41	855,028.09	15,635.00	1,929,336.91	68.90 %
005 DISTRICTWIDE	6,989,932.08	7,004,482	6,526,716.24	8,573,382.50		1,568,900.50-	22.39-%
** TOTAL ORG SERIES: 000-099 DISTRICT WIDE	6,989,932.08	7,004,482	6,526,716.24	8,573,382.50		1,568,900.50-	22.39-%
*** 07 DEBT SERVICE	6,989,932.08	7,004,482	6,526,716.24	8,573,382.50		1,568,900.50-	22.39-%
005 DISTRICTWIDE	955,958.38	925,000	52,606.84	432,297.36		492,702.64	53.26 %
** TOTAL ORG SERIES: 000-099 DISTRICT WIDE	955,958.38	925,000	52,606.84	432,297.36		492,702.64	53.26 %
*** 08 FLEX BENEFIT FUND	955,958.38	925,000	52,606.84	432,297.36		492,702.64	53.26 %
300 SECONDARY SERVICES	58,357.75	42,000	75.00	13,120.25		28,879.75	68.76 %
** TOTAL ORG SERIES: 300-399 SECONDARY SERVICES	58,357.75	42,000	75.00	13,120.25		28,879.75	68.76 %
*** 09 SCHOLARSHIP FUND	58,357.75	42,000	75.00	13,120.25		28,879.75	68.76 %

ORG FD	PRIOR YEAR ACTUAL	< - - - - - REVISED BUDGET	FISCAL YEAR 201007				REMAINING ON 01/31/11	PERCENT REMAINING
			01/01/11 01/31/11	EXPENDED THRU 01/31/11	ENCUMBERED THRU 01/31/11			
005 10								
005 DISTRICTWIDE	75,222.94	0	0.00	0.00		0.00	0.00 %	
** TOTAL ORG SERIES: 000-099	75,222.94	0	0.00	0.00		0.00	0.00 %	
DISTRICT WIDE								
*** 10 PRIN EARLY RET INS FUND	75,222.94	0	0.00	0.00		0.00	0.00 %	
008 CAFE	82,029.00	95,264	10,603.91	46,698.97		48,565.03	50.97 %	
** TOTAL ORG SERIES: 000-099	82,029.00	95,264	10,603.91	46,698.97		48,565.03	50.97 %	
DISTRICT WIDE								
*** 15 CAFE	82,029.00	95,264	10,603.91	46,698.97		48,565.03	50.97 %	
005 DISTRICTWIDE	963,847.28	900,600	84,232.74	523,948.05		376,651.95	41.82 %	
** TOTAL ORG SERIES: 000-099	963,847.28	900,600	84,232.74	523,948.05		376,651.95	41.82 %	
DISTRICT WIDE								
*** 20 ISF - DENTAL	963,847.28	900,600	84,232.74	523,948.05		376,651.95	41.82 %	
005 DISTRICTWIDE	111,153.17	996,000	207,365.02	203,739.03		792,260.97	79.54 %	
** TOTAL ORG SERIES: 000-099	111,153.17	996,000	207,365.02	203,739.03		792,260.97	79.54 %	
DISTRICT WIDE								
*** 21 ISF - POST RETIREMENT BENEFIT	111,153.17	996,000	207,365.02	203,739.03		792,260.97	79.54 %	
005 DISTRICTWIDE	0.00	13,393,410	0.00	0.00		13,393,410.00	100.00 %	
** TOTAL ORG SERIES: 000-099	0.00	13,393,410	0.00	0.00		13,393,410.00	100.00 %	
DISTRICT WIDE								
*** 22 ISF - HEALTH SELECT 105	0.00	13,393,410	0.00	0.00		13,393,410.00	100.00 %	
005 <DESC. NOT FOUND>	2,119,932.04	2,188,556	111,355.85	792,783.08		1,395,772.92	63.77 %	
** TOTAL ORG SERIES: 000-099	2,119,932.04	2,188,556	111,355.85	792,783.08		1,395,772.92	63.77 %	
DISTRICT WIDE								
*** 25 OPEB REVOCABLE TRUST	2,119,932.04	2,188,556	111,355.85	792,783.08		1,395,772.92	63.77 %	
005 DISTRICTWIDE	781,890.00	1,572,650	0.00	0.00		1,572,650.00	100.00 %	
** TOTAL ORG SERIES: 000-099	781,890.00	1,572,650	0.00	0.00		1,572,650.00	100.00 %	
DISTRICT WIDE								
*** 47 POST EMPLOYMENT BENEFITS	781,890.00	1,572,650	0.00	0.00		1,572,650.00	100.00 %	
*** REPORT TOTALS:	146,790,571.69	153,243,891	17,679,857.20	69,667,001.95	496,751.93	83,080,137.12	54.21 %	

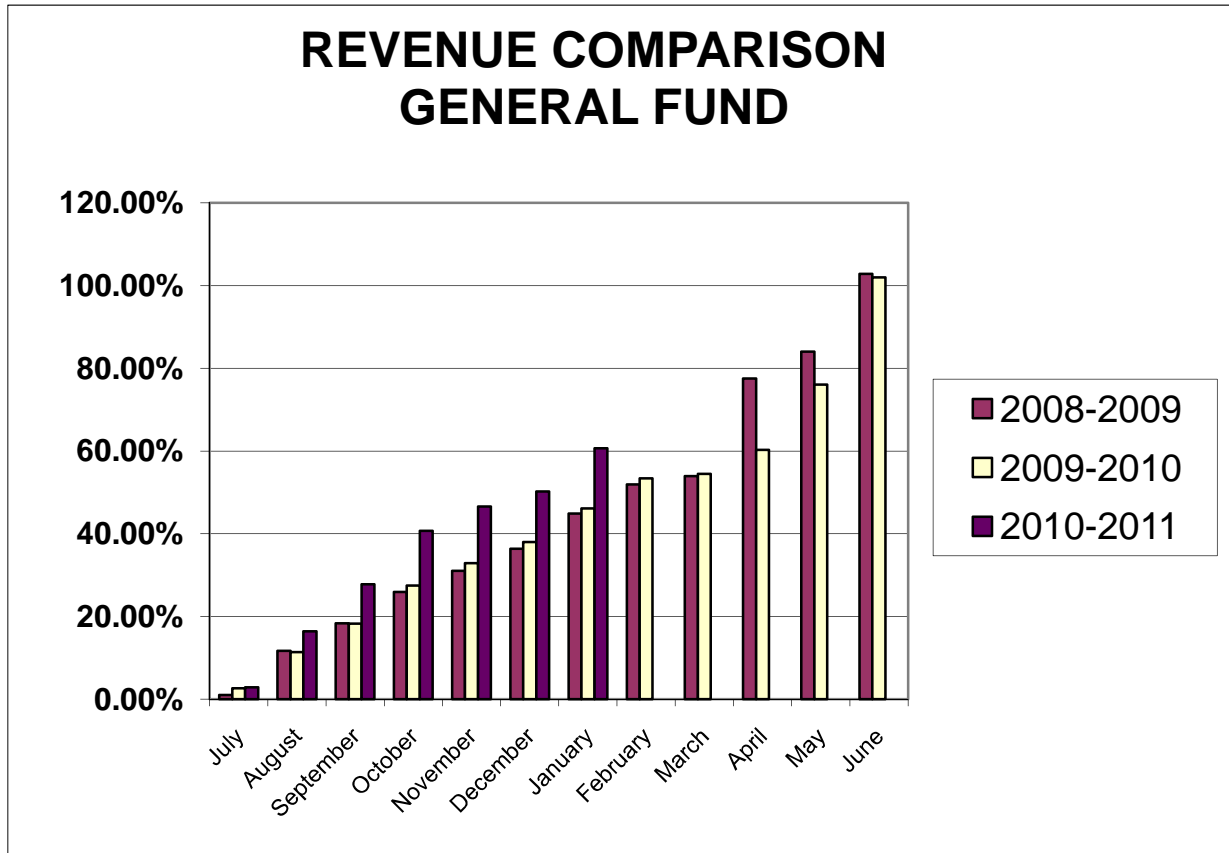


**All Funds
2009-10, 2010-11 Cash & Investments**



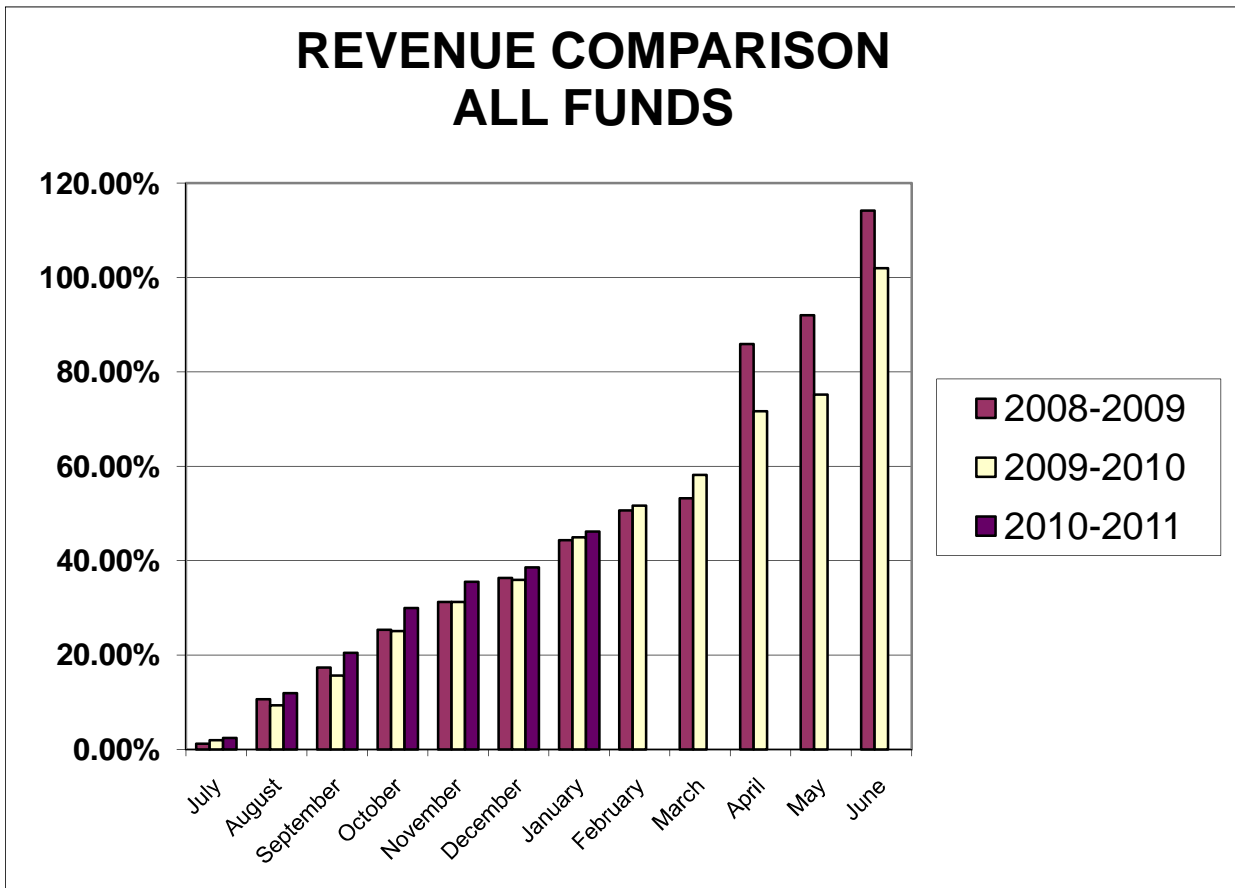
**REVENUE COMPARISON
GENERAL FUND**

	2008-2009		2009-2010		2010-2011	
	\$ Year-to-Date	% of Budget	\$ Year-to-Date	% of Budget	\$ Year-to-Date	% of Budget
July	1,296,759	1.01%	2,871,521	2.65%	3,122,179	2.86%
August	14,958,823	11.66%	12,347,748	11.37%	17,936,449	16.44%
September	23,539,868	18.35%	19,851,576	18.29%	30,322,237	27.78%
October	33,283,925	25.95%	29,813,213	27.46%	44,402,827	40.69%
November	39,845,301	31.06%	35,667,576	32.86%	50,842,027	46.59%
December	46,642,783	36.36%	41,257,584	38.00%	54,770,566	50.19%
January	57,524,506	44.85%	50,066,633	46.12%	66,187,965	60.65%
February	66,613,832	51.93%	57,948,551	53.38%		
March	69,154,793	53.92%	59,159,506	54.49%		
April	99,417,567	77.51%	65,449,135	60.29%		
May	107,746,997	84.00%	82,572,487	76.06%		
June	131,901,250	102.83%	110,681,782	102.00%		
BUDGET	128,265,475	100.00%	108,560,562	100.00%	109,133,898	100.00%



**REVENUE COMPARISON
ALL FUNDS**

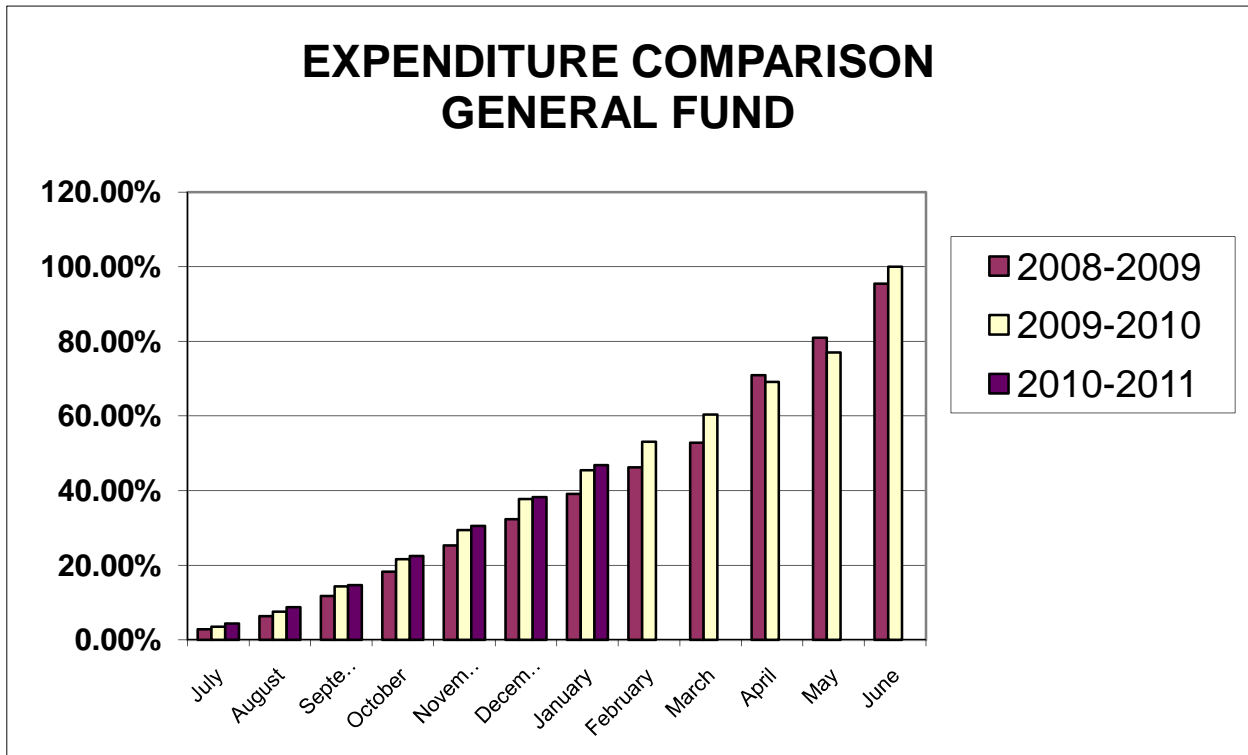
	2008-2009		2009-2010		2010-2011	
	\$ Year-to-Date	% of Budget	\$ Year-to-Date	% of Budget	\$ Year-to-Date	% of Budget
July	1,858,832	1.22%	2,664,432	1.96%	3,960,044	2.43%
August	16,247,032	10.62%	12,740,367	9.36%	19,404,774	11.90%
September	26,539,157	17.35%	21,310,025	15.66%	33,360,592	20.49%
October	38,762,224	25.35%	34,096,925	25.06%	48,751,886	29.94%
November	47,784,521	31.25%	42,519,169	31.25%	57,799,789	35.49%
December	55,596,293	36.36%	48,868,132	35.92%	62,794,901	38.56%
January	67,807,260	44.34%	61,109,978	44.92%	75,192,383	46.17%
February	77,436,435	50.64%	70,277,617	51.66%		
March	81,353,289	53.20%	79,114,548	58.15%		
April	131,397,074	85.92%	97,529,879	71.69%		
May	140,703,112	92.01%	102,286,812	75.18%		
June	174,665,508	114.22%	139,247,681	102.00%		
BUDGET	152,920,964	100.00%	136,048,053	100.00%	162,845,064	100.00%



**EXPENDITURE COMPARISON
GENERAL FUND**

	2008-2009		2009-2010		2010-2011	
	\$ Year-to-Date	% of Budget	\$ Year-to-Date	% of Budget	\$ Year-to-Date	% of Budget
July	3,698,233	2.89%	3,991,603	3.51%	4,922,278	4.36%
August	8,137,409	6.35%	8,598,373	7.56%	9,854,424	8.74%
September	15,133,822	11.81%	16,345,602	14.37%	16,577,212	14.70%
October	23,380,076	18.25%	24,614,501	21.64%	25,373,519	22.49%
November	32,450,703	25.33%	33,449,701	29.41%	34,477,970	30.57%
December	41,448,779	32.35%	42,953,275	37.76%	43,159,365	38.26%
January	50,107,345	39.11%	51,693,027	45.45%	52,790,539	46.80%
February	59,242,188	46.24%	60,420,404	53.12%		
March	67,719,897	52.85%	68,678,042	60.38%		
April	90,881,891	70.94%	78,631,287	69.13%		
May	103,699,855	80.94%	87,561,326	76.98%		
June	122,230,905	95.41%	113,579,418	100.00%		
BUDGET	128,116,873	100.00%	113,744,870	100.00%	112,801,550	100.00%

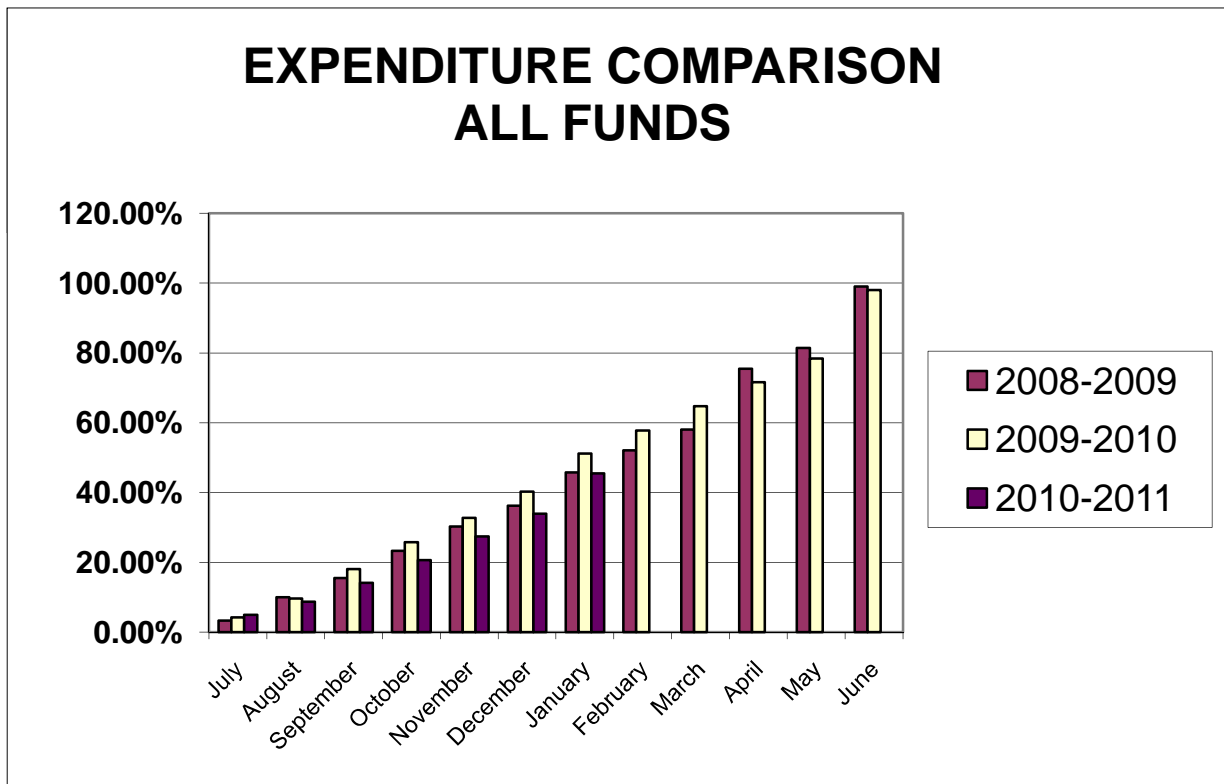
Does not include encumbrances (unpaid open purchase orders)
Combines General and Transportation from reports



**EXPENDITURE COMPARISON
ALL FUNDS**

	2008-2009		2009-2010		2010-2011	
	\$	%	\$	%	\$	%
	Year-to-Date	of Budget	Year-to-Date	of Budget	Year-to-Date	of Budget
July	5,521,224	3.35%	6,321,339	4.21%	7,653,209	4.99%
August	16,467,956	9.99%	14,393,486	9.60%	13,296,265	8.68%
September	25,607,012	15.53%	27,125,784	18.08%	21,612,757	14.10%
October	38,425,616	23.30%	38,667,515	25.77%	31,685,546	20.68%
November	49,093,080	30.26%	49,181,701	32.78%	41,975,355	27.39%
December	59,673,298	36.19%	60,376,525	40.24%	51,987,145	33.92%
January	75,425,616	45.74%	76,723,843	51.14%	69,667,002	45.46%
February	85,873,860	52.08%	86,645,731	57.75%		
March	95,776,076	58.09%	97,091,351	64.71%		
April	124,380,103	75.43%	107,417,805	71.59%		
May	134,305,443	81.45%	117,564,453	78.36%		
June	163,245,778	99.00%	146,794,683	98.00%		
BUDGET	164,888,551	100.00%	150,039,645	100.00%	153,243,891	100.00%

Does not include encumbrances (unpaid open purchase orders)



TO: Members, Board of Education Agenda II.B.6
February 17, 2011
FROM: Randy Clegg, Superintendent
DATE: February 8, 2011
RE: Special Joint Board Meeting

Recommendation: That the Board of Education schedule a Special Joint Board Meeting with the ISD 194 Board of Education at 5:00 p.m. on Tuesday, February 22, 2011 at the Lakeville District Office Board Room at 8670 210th Street W., Lakeville, MN.

**INDEPENDENT SCHOOL DISTRICT 191
BURNSVILLE - EAGAN - SAVAGE
HUMAN RESOURCES**

110

AGENDA ITEM: III.A

To: Members of the Board of Education
Superintendent Randy Clegg

From: Tania Z. Chance, Ph.D.
Executive Director of Human Resources

Date: February 17, 2011

RE: **Kelly Services Contract**

**RECOMMENDATION: THAT THE BOARD OF EDUCATION
APPROVE THE CONTRACT FOR TEACHER & EA SUBSTITUTE
SERVICES WITH KELLY SERVICES**

Discussion:

In response to the recent Human Resources Audit, the department has been right-sized in order to meet all auditor recommendations to improve effectiveness and efficiency of all services throughout the district. The department's reconfiguration includes personnel changes, software installation, and the outsourcing of sub services to an established educational staffing firm that offers a comprehensive solution to ensure that our students are served by highest quality professionals.

Kelly Educational Staffing recruits, screens, hires, trains, schedules, and evaluates a diverse pool of substitute teachers. Outsourcing this service will bring multiple benefits for our students, teachers, substitutes, and District.

TO: Members, Board of Education Agenda III.B
February 17, 2011
FROM: Randy Clegg, Superintendent
DATE: February 17, 2011
RE: Board Policy Revisions

Recommendation: That the Board of Education approve, on a first reading basis, revisions to Board Policy GBEAC, *Family and Medical Leave*, Policy JO, *Protection and Privacy of Pupil Records*, and Policy KJA and KJA-R, *Solicitations, Promotions, Advertising, Literature Drops*.

Descriptor Term: **Staff Protection**
Family and Medical Leave Policy

Descriptor Code: **GBEAC**

Issued Date: **4/01**

Reviewed Date: **7/09 2/11**

Revised Date: **9/09**

Rescinds:

I. PURPOSE

The purpose of this policy is to provide for family and medical leave to Independent School District 191 employees in accordance with the Family and Medical Leave Act. This policy also provides for parenting leave under state law.

II. GENERAL STATEMENT OF POLICY

The following procedures and policies regarding family and medical leave are adopted by the school district, pursuant to the requirements of the Family and Medical Leave Act of 1993 (FMLA) and consistent with the requirements of the Minnesota Parenting Leave laws.

III. DEFINITIONS

~~A. "Active duty" or "call to active duty" means a federal call to active duty as a member of the reserve components (Army National Guard, Army Reserve, Navy Reserve, Marine Corps Reserve, Air National Guard, Air Force Reserve, and Coast Guard Reserve) or a retired member of the regular Armed Forces or reserve component in support of a contingency operation. For purposes of this policy, active duty or call to active duty status does not include members of the regular Armed Forces.~~

~~B. "Contingency operation" means a military operation that is designated by the Secretary of Defense as an operation in which members of the Armed Forces are or may become involved in military actions, operations, or hostilities against an enemy of the United States or against an opposing military force or which results in the call or order to, or retention on, active duty of members of the uniformed services under federal law or any other provision of law during a war or during a national emergency declared by the President or Congress.~~

A. "Covered active duty" means:

1. in the case of a member of a regular component of the Armed Forces, duty during the deployment of the member with the Armed Forces to a foreign country; and
2. in the case of a member of a reserve component of the Armed Forces, duty during the deployment of the member with the Armed Forces to a foreign country under a call or order to active duty under a provision of law referred to in 10 U.S.C. § 101(a)(13)(B).

B. “Covered servicemember” means:

1. a member of the Armed Forces, including a member of the National Guard or Reserves, who is undergoing medical treatment, recuperation, or therapy, is otherwise in outpatient status, or is otherwise on the temporary disability retired list, for a serious injury or illness; or
2. a veteran who is undergoing medical treatment, recuperation, or therapy for a serious injury or illness and who was a member of the Armed Forces, including a member of the National Guard or Reserves, at any time during the period of five years preceding the date on which the veteran undergoes that medical treatment, recuperation, or therapy.

~~C.~~ “Covered military member” means the employee’s spouse, son, daughter or parent on active duty or call to active duty status.

~~D.~~ “Covered servicemember” means a current member of the Armed Forces, including a member of the National Guard or Reserves, who is undergoing medical treatment, recuperation, or therapy, is otherwise in outpatient status, or is otherwise on the temporary disability retired list, for a serious injury or illness incurred in the line of duty while on active duty that may render the servicemember medically unfit to perform the duties of his or her office, grade, rank, or rating.

E.C. “Eligible employee” means an employee who has been employed by the school district for a total of a least 12 months and who has been employed for at least 1,250 hours of service during the 12-month period immediately preceding the commencement of the leave. While the 12 months of employment need not be consecutive, employment periods prior to a break in service of seven years or more may not be counted unless the break is occasioned by the employee’s fulfillment of his or her National Guard or Reserve military service obligation or a written agreement, including a collective bargaining agreement, exists concerning the school district’s intention to rehire the employee after the break in service.

F.D. “Next of kin of a covered servicemember” means the nearest blood relative other than the covered servicemember’s spouse, parent, son, or daughter, in the following order of priority: blood relatives who have been granted legal custody of the covered servicemember by court decree or statutory provisions, brothers and sisters, grandparents, aunts and uncles, and first cousins, unless the covered servicemember has specifically designated in writing another blood relative as his or her nearest blood relative for purposes of military caregiver leave under the ~~FLMA~~ FMLA. When no such designation is made and there are multiple family members with the same level of relationship to the covered servicemember, all such family members shall be considered the covered servicemember’s next of kin, and the employee may take FMLA leave to provide care to the covered servicemember, either consecutively or simultaneously. When such designation has been made, the designated individual shall be deemed to be the covered_servicemember’s only next of kin.

E. “Outpatient status” means, with respect to a covered servicemember, the status of a member of the Armed Forces assigned to:

1. a military medical treatment facility as an outpatient; or
2. a unit established for the purpose of providing command and control of members of the Armed Forces receiving care as outpatients.

G. E. “Qualifying exigency” means a situation where the eligible employee seeks leave for one or more of the following reasons:

1. to address any issues that arise from a short-notice deployment (seven calendar days or less) of a covered military member;
2. to attend military events and related activities of a covered military member;
3. to address issues related to childcare and school activities of a covered military member’s child;
4. to address financial and legal arrangements for a covered military member;
5. to attend counseling provided by someone other than a health care provider for oneself, a covered military member, or his/her child;
6. to spend up to five days with a covered military member who is on short-term, temporary rest and recuperation leave during a period of deployment ;
7. to attend post-deployment activities related to a covered military member; and
8. to address other events related to a covered military member that both the employee and school district agree is a qualifying exigency.

G. “Serious health condition” means an illness, injury, impairment, or physical or mental condition that involves:

1. inpatient care in a hospital, hospice, or residential medical care facility; or
2. continuing treatment by a health care provider.

H. “Veteran” has the meaning given in 38 U.S.C. § 101.

IV. LEAVE ENTITLEMENT

A. Twelve-week Leave

1. Eligible employees are entitled to a total of 12 work weeks of unpaid family or medical leave during the applicable 12-month period as defined below, plus any additional leave as required by law. Leave may be taken for one or more of the following reasons in accordance with applicable law:
 - a. birth of the employee's child and to care for such child;
 - b. placement of an adopted or foster child with the employee;
 - c. to care for the employee's spouse, son, daughter, or parent with a serious health condition;
 - d. the employee's serious health condition makes the employee unable to perform the functions of the employee's job; and/or
 - e. any qualifying exigency arising from the employee's spouse, son, daughter, or parent being on covered active duty, or notified of an impending call or order to covered active duty in the Armed Forces, ~~or notified of an impending call or order to active duty, in the reserve component of the Armed Forces or a retired member of the regular Armed Forces or reserve component in support of a contingency operation.~~
2. For the purposes of this policy, one (1) year is defined as a rolling 12-month period measured backward from the date an employee's leave is to commence.
3. An employee's entitlement to FMLA leave for the birth, adoption, or foster care of a child expires at the end of the 12-month period beginning on the date of the birth or placement.
4. A "serious health condition" typically requires either inpatient care or continuing treatment by or under the supervision of a health care provider, as defined by applicable law. Family and medical leave generally is not intended to cover short-term conditions for which treatment and recovery are very brief. ~~Family and medical leave generally is not intended to cover short-term conditions for which treatment and recovery are very brief.~~
5. A "serious injury or illness," in the case of a member of the Armed Forces, including a member of the National Guard or Reserves, means:
 - a. injury or illness that was incurred by the member in the line of duty on active duty in the Armed Forces (or that existed before the beginning of the member's active duty and was aggravated by service in the line of duty on active duty in the Armed Forces) and that may render the member medically unfit to perform the duties of the member's office, grade, rank, or rating; and

b. a “serious injury or illness,” in the case of a veteran who was a member of the Armed Forces, including a member of the National Guard or Reserves, at any time, during the period of five years preceding the date on which the veteran undergoes the medical treatment, recuperation, or therapy, means a qualifying injury or illness that was incurred by the member in the line of duty on active duty in the Armed Forces (or that existed before the beginning of the member’s active duty and was aggravated by service in the line of duty in the Armed Forces) and that manifested itself before or after the member became a veteran.

5.6. Eligible spouses employed by the school district are limited to an aggregate of 12 weeks of leave during any 12-month period for the birth and care of a newborn child or adoption of a child, the placement of a child for foster care or to care for a parent. This limitation for spouses employed by the school district does not apply to leave taken by one spouse to care for the other spouse who is seriously ill, to care for a child with a serious health condition, or because of the employees own serious health condition; or pursuant to Paragraph IV.A.1.e. above.

~~6.7. Depending on the type of leave, intermittent or reduced schedule leave may be granted in the discretion of the school district or when medically necessary. Part time employees who have worked less than 1250 hours the previous year are not eligible for FMLA leave. However, part time employees who have worked more than 1250 hours the previous year are eligible for a pro-rata portion of leave to be used on an intermittent or reduced schedule basis, based on their average hours worked per week. Where an intermittent or reduced schedule leave is foreseeable based on planned medical treatment, the school district may transfer the employee temporarily to an available alternative position for which the employee is qualified and which better accommodates recurring periods of leave than does the employee’s regular position, and which has equivalent pay and benefits.~~

7. Depending on the type of leave, intermittent or reduced schedule leave may be granted in the discretion of the school district or when medically necessary. However, part-time employees are only eligible for a pro-rata portion of leave to be used on an intermittent or reduced schedule basis, based on their average hours worked per week. Where an intermittent or reduced schedule leave is foreseeable based on planned medical treatment, the school district may transfer the employee temporarily to an available alternative position for which the employee is qualified and which better accommodates recurring periods of leave than does the employee’s regular position, and which has equivalent pay and benefits.

- 7.8. If an employee requests a leave for the serious health condition of the employee or the employee's spouse, child or parent, the employee will be required to submit sufficient medical certification. In such a case, the employee must submit the medical certification within 15 days from the date of the request or as soon as practicable under the circumstances.
- 8.9. If the school district has reason to doubt the validity of a health care provider's certification, it may require a second opinion at the school district's expense. If the opinions of the first and second health care providers differ, the school district may require certification from a third health care provider at the school district's expense. An employee may also be required to present a certification from a health care provider indicating that the employee is able to return to work.
- 9.10. Requests for leave shall be made to the school district. When leave relates to an employee's spouse, son, daughter, or parent or covered servicemember being on covered active duty, or notified of an impending call or order to covered active duty pursuant to Paragraph IV.A.1.e. above, and such leave is foreseeable, the employee shall provide reasonable and practical notice to the school district of the need for leave. For all other leaves, employees must give 30 days' written notice of a leave of absence where practicable. The failure to provide the required notice may result in a delay of the requested leave. Employees are expected to make a reasonable effort to schedule leaves resulting from planned medical treatment so as not to disrupt unduly the operations of the school district, subject to and in coordination with the health care provider.
- 10.11. The school district may require that a request for leave under Paragraph IV.A.1.e. above be supported by a copy of the covered military member's active duty orders or other documentation issued by the military indicating active duty or a call to active duty status ~~in support of a contingency operation~~ and the dates of active duty service. In addition, the school district may require the employee to provide sufficient certification supporting the qualifying exigency for which leave is requested.
- 11.12. During the period of a leave permitted under this policy, the school district will provide health insurance under its group health plan under the same conditions coverage would have been provided had the employee not taken the leave. The employee will be responsible for payment of the employee contribution to continue group health insurance coverage during the leave. An employee's failure to make necessary and timely contributions may result in termination of coverage. An employee who does not return to work after the leave may, in some situations, be required to reimburse the school district for the cost of the health plan premiums paid by it.
- 12.13. The school district may request or require the employees to substitute accrued paid leave for any part of the 12-week period. Employees may be allowed to substitute paid leave for unpaid leave by meeting the requirements set out in the administrative directives and guidelines established for the implementation of this policy, if any. Employees eligible for leave must comply with the family and medical leave directives and guidelines prior to starting leave. ~~It shall be the responsibility of the~~ The superintendent shall be responsible to develop directives and guidelines as necessary to implement this policy. Such directives and guidelines shall be submitted to the school board for annual review.

The school district shall comply with written notice requirements as set forth in federal regulations.

- 13.14. Employees returning from a leave permitted under this policy are eligible for reinstatement in the same or an equivalent position as provided by law. However, the employee has no greater right to reinstatement or to other benefits and conditions of employment than if the employee had been continuously employed during the leave.

B. Six-week Leave

An employee who does not qualify for parenting leave under Paragraphs IV. A.1.a. or IV.A.1.b above ~~will~~ may qualify for a six-week unpaid parenting leave for birth or adoption of a child. The employee ~~will~~ may qualify if he or she has worked for the school district for at least 12 consecutive months and has worked an average number of hours per week equal to one-half of the full-time equivalent. This leave is separate and exclusive of the family and medical leave described in the preceding paragraphs.

C. Twenty-six-week Servicemember Family Military Leave

1. An eligible employee who is the spouse, son, daughter, parent, or next of kin of a covered servicemember shall be entitled to a total of 26 work weeks of leave during a 12-month period to care for the servicemember. The leave described in this paragraph shall only be available during a single 12-month period. For purposes of this leave, the need to care for a servicemember includes both physical and psychological care.
2. During the single 12-month period, an employee shall be entitled to a combined total of 26 work weeks of leave under Paragraphs IV.A. and IV.C. above.
3. The 12-month period referred to in this section begins on the first day the eligible employee takes leave to care for a covered servicemember and ends 12 months after that date.
4. Eligible spouses employed by the school district are limited to an aggregate of 26 weeks of leave during any 12-month period if leave is taken for birth of the employee's child or to care for the child after birth; for placement of a child with the employee for adoption or foster care or to care for the child after placement; to care for the employee's parent with a serious health condition; or to care for a covered servicemember with a serious injury or illness.
5. The school district may request or require the employee to substitute accrued paid leave for any part of the 26-week period. Employees may be allowed to substitute paid leave for unpaid leave by meeting the requirements set out in the administrative directives and guidelines established for the implementation of this policy, if any. Employees eligible for leave must comply with the family and medical leave directives and guidelines prior to starting leave.
6. An employee will be required to submit sufficient medical certification issued by the health care provider of the covered servicemember and other information in support of requested leave and eligibility for such

leave under this section within 15 days from the date of the request or as soon as practicable under the circumstances.

7. The provisions of Paragraphs ~~IV.A.6, IV.A.9., IV.A.11., IV.A.12., and IV.A.13.~~ IV.A.7., IV.A.10., IV.A.12., IV.A.13., and IV.A.14. above shall apply to leaves under this section.

V. SPECIAL RULES FOR INSTRUCTIONAL EMPLOYEES.

- A. An instructional employee is one whose principal function is to teach and instruct students in a class, a small group, or an individual setting. This includes, but is not limited to, teachers, coaches, driver's education instructors, and special education assistants.
- B. Instructional employees who request foreseeable medically necessary intermittent or reduced work schedule leave greater than twenty percent of the work days in the leave period may be required to:
 1. take leave for the entire period or periods of the planned medical treatment; or
 2. move to an available alternative position for which the employee is qualified, and which provides equivalent pay and benefits, but not necessarily equivalent duties.
- C. Instructional employees who request continuous leave near the end of a semester may be required to extend the leave through the end of the semester. The number of weeks remaining before the end of a semester does not include scheduled school breaks, such as summer, winter, or spring break.
 1. If an instructional employee begins leave for any purpose more than five weeks before the end of a semester and it is likely the leave will last at least three weeks, the school district may require that the leave be continued until the end of the semester.
 2. If the employee begins leave for a purpose other than the employee's own serious health condition during the last five weeks of a semester, the school district may require that the leave be continued until the end of the semester if the leave will last more than two weeks or if the employee's return from leave would occur during the last two weeks of the semester.
 3. If the employee begins leave for a purpose other than the employee's own serious health condition during the last three weeks of the semester and the leave will last more than five working days, school district may require the employee to continue taking leave until the end of the semester.
- D. The entire period of leave taken under the special rules will be counted as leave. The school district will continue to fulfill the school district's leave responsibilities and obligations, including the obligation to continue the employee's health insurance and other benefits, if an instructional employee's leave entitlement ends before the involuntary leave period expires.

VI. OTHER

- A. The provisions of this policy are intended to comply with applicable law, including the FMLA and applicable regulations. Any terms used from the FMLA will have the same meaning as defined by the FMLA and/or applicable regulations.
- B. The provisions of this policy are intended to comply with applicable law, including the FMLA and applicable regulations. Any terms used from the FMLA will have the same meaning as defined by the FMLA and/or applicable regulations. To the extent that this policy is ambiguous or contradicts applicable law, the language of the applicable law will prevail.
- C. The requirements stated in the collective bargaining agreement between employees in a certified collective bargaining unit and the school district regarding family and medical leaves (if any) shall be followed.

VII. ~~DISSEMINATION OF POLICY~~

- A. This policy shall be conspicuously posted in each school district building in areas accessible to employees.
- B. This policy will be reviewed at least annually for compliance with state and federal law.

~~Legal References:~~

~~Minn. Stat. 181.940-181.944 (Parenting Leave)
 29 U.S.C. 2601 et seq. (Family and Medical Leave Act)
 29 C.F.R. pt. 825 (Family and Medical Leave Act)~~

Legal References: [Minn. Stat. §§ 181.940-181.944 \(Parenting Leave\)](#)
[10 U.S.C. § 101 et seq. \(Armed Forces General Military Law\)](#)
[29 U.S.C. § 2601 et seq. \(Family and Medical Leave Act\)](#)
[38 U.S.C. § 101 \(Definitions\)](#)
[29 C.F.R. Part 825 \(Family and Medical Leave Act\)](#)

Cross References: [MSBA Service Manual, Chapter 13, School Law Bulletin “M” \(Statutory Provisions Which Grant Leaves to Licensed as well as Non-Licensed School District Employees – Family and Medical Leave Act Summary\)](#)

Descriptor Term: **Protection and Privacy of Student Records**

Descriptor Code: **JO**

Issued Date: **10/97**

Reviewed Date:

Revised Date: ~~12/08~~ **2/11**

Rescinds:

I. PURPOSE

The school district recognizes its responsibility in regard to the collection, maintenance and dissemination of pupil records and the protection of the privacy rights of students as provided in federal law and state statutes.

II. GENERAL STATEMENT OF POLICY

The following procedures and policies regarding the protection and privacy of parents and students are adopted by the school district, pursuant to the requirements of 20 U.S.C. §1232g, et seq., (Family Educational Rights and Privacy Act) 34 C.F.R. Part 99 and consistent with the requirements of the Minnesota Government Data Practices Act, Minn. Stat. Ch. 13. and Minn. Rules Parts 1205.0100-1205.2000.

III. DEFINITIONS

A. Dates of Attendance

Date of attendance, as referred to in Directory Information, means the period of time during which a student attends or attended a school or schools in the school district. The term does not include specific daily records of a student's attendance at a school or schools in the school district.

B. Dependent Student

A "dependent student" is an individual who during each of five (5) calendar months during the calendar year in which the taxable year of the parent begins:

1. is a full-time student at an educational institution; or
2. is pursuing a full-time course of instructional on-farm training under the supervision of an accredited agent of an educational institution or of a state or political subdivision of the state.

C. Directory Information

"Directory information" means information contained in an education record of a student which would not generally be considered harmful or an invasion of privacy if disclosed. For students enrolled in grades K-12, directory information includes: the student's name; address; telephone listing; gender; participation in officially recognized activities and sports; weight and height of members of athletic teams; ~~dates of attendance~~; degrees honors and awards received; ~~the most recent previous school attended~~; and pictures for school-approved publications, newspapers and videotapes. Directory information does not include personally identifiable data which references religion, race, color, social position or nationality. For students enrolled in prekindergarten programs, no information will be defined as directory information.

Descriptor Term: **Solicitations, Promotions, Advertising,
Literature Drops**

Descriptor Code: **KJA**

Issued Date: **11/91**

Reviewed Date:

Revised Date: **8/06-2/11**

Rescinds:

Non-school agencies or persons shall not be permitted access to students, employees, staff, school visitors, school buildings, or school sites for the purpose of distributing literature and materials, posting signs, soliciting donations, promoting products/private interests or recruiting volunteers.

Exceptions may be granted for program announcements from other governmental agencies, or youth groups listed in Title 36 of the United States Code as patriotic societies. "Community youth sports organizations" means the Burnsville Athletic Club.

The School District retains the right to permit access for its own programs, for those of an individual school or school group such as Parent Teacher Organization or Student Council.

The intent of this policy is to avoid using students, employees and school patrons as a captive audience, to avoid disruption of the learning environment and to ensure that the School District, its employees, and students are not burdened or offended by information provided.

Students have the right to distribute at reasonable times and places and in a reasonable manner, nonschool sponsored materials. Such materials must be approved by the principal or designee to ensure that they are not obscene to minors, defamatory, promoting illegal products/services, harassing or discriminatory, in violation of District policy, or that they present a clear, present likelihood that distribution may cause disruption to the education environment. Students will be required to distribute such materials before or after school from one location designated by the principal or designee.

This policy is not intended to limit the exchange of ideas in an educational setting, restrict individual rights with respect to freedom of expression, impede the use of school facilities for proprietary purposes as provided in policies regarding the use of school facilities, or restrict communications between employee bargaining units and their membership.

Descriptor Term: **Solicitations, Promotions, Advertising,
Literature Drops**

Descriptor Code: **KJA-R**

Issued Date: **11/91**

Reviewed Date:

Revised Date: **8/06**

Rescinds:

The following criteria are to be used in determining whether the proposed solicitation or promotion will be authorized:

1. The activity/materials should contribute significantly to the instructional program, community betterment, student welfare, or student activities.
2. The activity/materials should be a type that teachers seek not ones that are thrust upon them to promote the interests of an outside agency. Typically, the initiative for securing same should come from the school. Provision of any resource should not limit the discretion of the school or teachers in the use of the materials.
3. The activity/materials should be of such content and quality that they contribute to the educational process. Donated resources should meet the same standards used for the selection and purchase of other instructional materials.
4. Although the materials may contain advertising, this feature should be inconspicuous and the commercial purposes of the sponsor should not be dominant in the material. Sponsor recognition or use of logos should be for identification rather than for commercial purposes.
5. Unless of nominal value, acceptance of any material or product is subject to the District's Gift Policy.
6. District employees should be cognizant of the need to use instructional time for instructional purposes and the burdens (social, economic and psychological) that promoting the use of particular products may place on some students.
7. Care should be taken to assure that one proprietary interest is not satisfied to the exclusion of all others.
8. The sale of advertising in student newspapers, yearbooks and programs is permitted consistent with foregoing criteria relating to benefit, appropriateness and proprietary interest.