



Regular Meeting Agenda

Diamondhead Education Center
200 W. Burnsville Parkway
Burnsville, MN 55337
September 16, 2010
6:30 PM

I. Call to Order

- A. Welcome
- B. Pledge of Allegiance

II. Business Meeting

- A. Approval of Agenda
- B. Consent Agenda

Description: Although Board action is required, it is generally unnecessary to hold discussion on these items. In the event a Board member wishes to discuss an item, that item will be moved for separate consideration.

- 1. Board Meeting Minutes 3
- 2. Human Resources Report 7
- 3. Donations 9
- 4. Payroll, Expenditures, Receipts and Investments 10
- 5. Budget Analysis 42
- 6. Approve an extended field trip for BHS Baseball to Phoenix, AZ on March 27-April 1, 2011 112
- 7. Approve extended field trip proposal for Sky Oaks 6th grade to Eagle Bluff Environmental Learning Center, December 15-17, 2010 113

III. Unfinished Business

IV. New Business

- A. Approve implementation of an Arts & Technology Learning Theme at Rahn Elementary (15 minutes) (Mehdizadeh)
- B. Approve continuation of schematic design to proceed with Phase I of BHS renovation project as proposed under approved Review and Comment (30 minutes) (Rider) 114
- C. Authorize issuance and sale of General Obligation Alternative Facilities Bonds (10 minutes) (Rider)

D. Approve the audit report for fiscal year 2010 as prepared and presented
by the School District's auditor, LarsonAllen LLP (30 minutes)
(Rider/Hoogeveen)

124

V. Adjourn

School Board Minutes
 INDEPENDENT SCHOOL DISTRICT 191
 November 4, 2010

The meeting of the Board of Education was called to order by Chair Currier at 6:30 p.m. at the Burnsville High School Senior Campus in the Diamondhead Education Center.

Call to Order

Members present: Directors Banyard, Hill, Luth, Martin, Morrison, Sweep and Chair Currier. Others in attendance were Superintendent Randall Clegg, Student Advisor Abbey Jaeger, administrators and staff.

Attendance

Chair Currier welcomed the audience and asked Director Luth to lead the Pledge of Allegiance.

Pledge of Allegiance

Moved by Director Hill, seconded by Director Sweep, to approve the agenda. Motion carried unanimously (7,0).

Agenda

Moved by Director Luth, seconded by Director Martin, to approve the consent agenda as follows:

Consent
 Agenda
 Minutes

- Minutes of October 14, 2010 Board meeting and Special Board Meeting/Work Session with the Burnsville City Council
- Personnel changes A. Luomo, M. Moe, J. Kugler, E. Copeland, J. Grueneich, A. Lutz, S. Olson, D. Chaffee, E. Kopp, A. Meeham, A. Naas, L. Scollard, E. Bates, B. Becker, P. McDonald, E. Teachout, J. Callahan, C. Carlson, T. Ringger, D. MacDonald, A. Naas, M. Sutton
- Accept donation of \$57 from Kathryn Rosecrans to Gideon Pond; \$14.56 from Scott Galvin, \$122.50 from Brionne Sillman, and \$42 from Robin Swanson to Hidden Valley; a Briggs & Stratton engine (valued at \$200) to the BHS Tech Ed Department from Dave & Denise Helke; \$250 to Burnsville High School's P.R.O.U.D. from Vera & Tom Marquardt; \$250 from Blue Cross/Blue Shield and Elizabeth Harrigan to the BHS Blaze Fund; and multiple cash and in-kind donations totaling \$9,079.23 to the BrainPower in a Backpack program
- Accept a grant of \$250 from United Educators Foundation to Hidden Valley
- Approve cancelling the Superintendent Listening Session and reschedule the start time of the November 18, 2010 board meeting from 6:30 p.m. to 7:30 p.m. at the Burnsville High School Senior Campus in the Diamondhead Education Center

Human
 Resources

Donations

Grant

Meeting Time
 Change

- Schedule a Special Board Meeting with ISD 194 board members for Thursday, November 18, 2010 at 5:30 p.m. at the Burnsville High School Senior Campus in the Diamondhead Education Center to discuss the ISD 191/194 joint integration plan
- Adopt the following Resolution: BE IT RESOLVED, by the School Board of Independent School District 191, to accept a grant in the amount of \$5,000 to provide support for high school youth to participate in athletics and fine arts from the Minnesota State High School League Foundation

Chair Currier made special mention of donations to the District.
Motion carried unanimously (7,0).

Board members received the Annual Enrollment Report from Lisa Rider, Executive Director of Business Services. The report focused on fall enrollment and the current composition of the district compared to the 2002-03 school year. Enrollment projections were given using both the fall 2010 numbers and end of year enrollment. When planning and projecting for future budgets, year-end enrollment projections will be used.

A comparison of fall 2009 and fall 2010 enrollment numbers shows an overall increase of 45 students at the elementary level and overall decrease of 215 students at the secondary level. School choice accounts for approximately 500 students entering the district and 1,000 students opting out.

Moved by Director Hill, seconded by Director Banyard, to approve the 2010-11 AYP District Improvement Plan to be submitted to the Minnesota Department of Education. Motion carried unanimously (7,0).

Student Advisor Jaeger reported the musical “Godspell” opens this evening, November 4. The Student Council is organizing the Sadies activities. Over 2,000 books have already been collected for the Gideon Pond book drive by Public Affairs is conducting.

Dr. Clegg congratulated Gail Morrison and Dan Luth on their re-election and Paula Teiken and Jim Schmid on their election to the Board of Education. A special board meeting is scheduled for 7:30 a.m. on November 9 to officially canvass the election results. Ms. Teiken and Mr. Schmid will be sworn in as members of the Board at the January 6, 2011 meeting.

He also noted that Eagle Ridge Junior High has been awarded a \$3,000 grant to increase student participation in the school breakfast program. The grant is from the Child Nutrition Fitness Initiative

Schedule a
Special Board
Meeting

MSHSL
Foundation
Grant

Enrollment
Report

District
Improvement
Plan

Student
Report

Sup't Report

Breakfast program, sponsored by General Mills Foodservice in partnership with the National Dairy Council. Veterans Day will be observed on November 11 with various school activities. Artwork created by students from Sky Oaks Elementary, Eagle Ridge Junior High and Burnsville High School is on display at the Campus Cup located in the Diamondhead Education Center through December 3.

Chair Currier briefly reported on the Foundation 191 FunRaiser and Director Hill thanked the marching band for all the events they participate in.

Moved by Director Sweep, seconded by Director Luth, to adjourn the meeting at 7:38 p.m.

Board
Member
Reports

Adjourn

Sandra M. Sweep, Clerk

School Board Special Meeting
INDEPENDENT SCHOOL DISTRICT 191
November 9, 2010

The meeting of the Board of Education was called to order by Chair Currier at 7:31 a.m. at the Administrative Services Center.

Call to Order

Members present: Directors Luth, Martin, Morrison, Sweep and Chair Currier. Others in attendance were Business Manager Lisa Rider and Superintendent Randy Clegg.

Attendance

Members absent: Directors Banyard and Hill

Chair Currier welcomed the audience and asked Director Sweep to lead the Pledge of Allegiance.

Pledge of Allegiance

Moved by Director Sweep, seconded by Director Martin to approve the agenda. Motion carried unanimously (5,0).

Approve Agenda

Moved by Director Morrison, seconded by Director Sweep to adopt the Resolution Canvassing Returns of Votes of School District Election held on November 2, 2010 and the Resolution Authorizing Issuance of Certificates of Election to: Gail Morrison, Jim Schmid, Paula Teiken and Dan Luth. Motion carried unanimously (5,0).

Canvass Election Returns

Moved by Director Morrison, seconded by Director Luth, to adjourn at 7:34 a.m. Motion carried unanimously (5,0).

Adjourn

Sandra M. Sweep, Clerk

**Burnsville-Eagan-Savage Public Schools
Independent School District 191
Human Resources Office**

TO: Members, Board of Education
Randall Clegg, Superintendent

FROM: Tania Z. Chance, Ph.D., Executive Director Human Resources

DATE: November 18, 2010

RE: Recommended Personnel Changes

**Certified
Appointment**

Connie Bjoin -New-Teacher, Targeted Services Elementary, .5 FTE, BALC, effective 11/9/10

Alyssa Herkenhoff -Replacement-Long term substitute, 1.0 FTE, Grade 1, SO, effective 11/8/10 - 12/22/10

Sherry Miley -Replacement-Long term substitute, 1.0 FTE, ECSE, effective 11/1/10 - 12/22/10

Robyn Poythress New-Primary Reading Interventionist, 1.0 FTE, SO, effective 11/10/10

Alexander Tofte -New-Teacher, Targeted Services Elementary, .5 FTE, BALC, effective 11/9/10

Change in Assignment

Mary Chouanard -Resource Teacher, assignment changes to 1.0 FTE, VV, effective 11/8/10

Janelle Grueneich -Teacher, Math, ERJH, assignment increases with addition of .1 FTE, effective 11/11/10

Ashley Marshalla -Teacher, assignment increases with the addition of .4 FTE, ESL, Wm. Byrne, effective 11/15/10

Leave of Absence

Emily Robb -Teacher, NJH, requests a 1.0 FTE FMLA/maternity/parental leave of absence, effective approx. 1/9/11, for a period of 8 weeks

**Classified
Appointment**

Sean Kacer -Replacement- MEA, FEST/NB Program, BHS, 7 hrs/day, 5 days/ week, effective 11/12/10

David Lake -Replacement-B-Shift Custodian, MJH, 8 hrs/as per contract, effective 11/8/10

*added to original report
Burnsville-Eagan-Savage #191
Board Meeting – 11/18/2010

James Reimers

-Replacement-B-Shift Custodian, NJH, 8 hrs/as per contract, effective 11/1/10

Change in Assignment

Linda Schmeichel

-EA, Byrne, assignment increases with the addition of 1 hr/day, general EA support, effective 11/3/10

8

Released During Probationary Period

Amber Collignon

-Due Process Clerk, BEST/MJH, effective 11/5/10

TO: Members, Board of Education Agenda Item II.B.3
November 18, 2010

FROM: Randy Clegg, Superintendent


DATE: November 12, 2010

RE: Donation

Recommendation: That the Board of Education accept a donation of \$65.61 from Qwest.

This donation was made to District 191 as part of the Qwest One Percent Back to Schools program. The funds are from parents, staff and supporters who have signed up to become a part of this program that directs one percent of their monthly Qwest bill to the public school of their choice. It has been requested that these funds be directed toward technology needs in the district.

We appreciate their generosity and value their support of the students in District 191.



**Agenda II B-4
November 18, 2010**

TO: Dr. Randall Clegg, Superintendent

FROM: Lisa K. Rider, Executive Director of Business Services

DATE: November 18, 2010

RE: October Payroll, Claims and Receipts

RECOMMENDATION: That the Board approve October payroll checks numbered 714884-714995, and Direct Deposit notices numbered 407167-412073, in the net amount of \$3,851,259.14. October & November claims to date represented by checks numbered 402648-403734, 1001704-1001872, 100445-100449 and wire transfers and adjustments, totaling \$6,443,742.96. Also, that the Board accepts October receipts of \$16,015,752.73 and investments for General Operations and Alt. Facilities and OPEB of \$17,418,477.71 as of October 31, 2010.

October payroll, wire transfers, claims and receipts have been prepared under the direction of Scott Brown, Director of Accounting Services, and is presented for approval by the School Board. I would be glad to answer any questions.

LKR/mp

**INDEPENDENT SCHOOL DISTRICT 191
FINANCIAL REPORT
October 31, 2010**

CASH RECEIPTS

Receipts 70148-70780	\$ 16,012,953.23
Miscellaneous Adjustments	<u>2,799.50</u>

TOTAL OCTOBER CASH RECEIVED **\$ 16,015,752.73**

CASH DISBURSEMENTS

October	\$ 3,851,259.14
Regular Payroll Checks	714884-714995
Direct Deposit Notices	407167-412073

September Payables Previously Approved	564,577.62
October Claims:	157,848.27

Previously Approved Checks:	402648-403161 403294-403357 403360-403446 1001704-1001838 100445-100449
	1,630,342.98

October Wire Transfers:	3,744,310.05
Miscellaneous Adjustments	<u>12,672.64</u>

TOTAL OCTOBER CASH DISBURSED **\$ 9,961,010.70**

TOTAL EXPENSES TO BE APPROVED

October Cash Disbursed	\$ 9,961,010.70
Less: Items Previously Approved	(722,425.89)

Plus: October Payables:	
Checks:	403162-403293
	403611-403734
	647,113.20

November Claims:	409,304.09
Checks:	403358-403359
	403447-403610
	1001839-1001872

TOTAL TO BE APPROVED **\$ 10,295,002.10**

Investments: General Operations	\$ -
OPEB	17,418,478

\$17,418,478.00

INDEPENDENT SCHOOL DISTRICT 191
OPEB OUTSTANDING INVESTMENTS
31-Oct-10

Purchase Date	Depository	Investment Type	CD Yield	Maturity Date	Purchase Amount
12/17/2009	MN Trust	CD	0.865	12/17/2010	\$ 146,000.00
12/17/2009	MN Trust	CD	0.763	12/17/2010	248,100.00
12/23/2009	MN Trust	CD	0.570	12/23/2010	248,500.00
11/25/2009	MN Trust	CD	1.250	5/15/2011	248,000.00
4/24/2009	MN Trust	CD	1.800	6/10/2011	96,000.00
4/24/2009	MN Trust	CD	1.790	6/15/2011	2,704,000.00
12/17/2009	MN Trust	CD	0.994	6/15/2011	246,300.00
7/23/2010	MN Trust	CD	0.834	7/25/2011	100,031.87
8/6/2010	MN Trust	CD	0.550	8/8/2011	249,974.79
8/12/2010	MN Trust	CD	0.800	8/12/2011	249,984.00
8/23/2010	MN Trust	CD	0.644	8/23/2011	249,999.70
8/12/2010	MN Trust	CD	0.800	9/16/2011	249,972.50
12/15/2009	MN Trust	CD	1.409	12/15/2011	243,100.00
12/16/2009	MN Trust	CD	2.150	12/16/2011	239,600.00
12/23/2009	MN Trust	CD	1.168	12/23/2011	244,200.00
9/29/2009	MN Trust	SEC	2.300	2/1/2012	190,642.20
8/26/2009	MN Trust	SEC	2.200	2/1/2012	501,765.00
6/23/2009	MN Trust	SEC	4.000	2/1/2012	1,080,686.30
6/17/2010	MN Trust	SEC	1.500	2/1/2012	100,000.00
8/13/2009	MN Trust	SEC	2.450	4/1/2012	125,473.75
9/4/2009	MN Trust	CD	2.101	6/4/2012	235,600.00
9/10/2009	MN Trust	CD	2.100	6/8/2012	235,300.00
9/8/2009	MN Trust	SEC	2.100	6/8/2012	245,000.00
9/18/2009	MN Trust	CD	1.991	6/15/2012	237,000.00
12/16/2009	MN Trust	SEC	2.000	6/18/2012	245,000.00
12/22/2009	MN Trust	SEC	1.900	6/22/2012	245,000.00
9/9/2009	MN Trust	CD	2.120	6/25/2012	236,000.00
12/30/2009	MN Trust	SEC	1.700	6/29/2012	245,000.00
11/2/2009	MN Trust	CD	3.000	6/29/2012	245,000.00
12/31/2009	MN Trust	SEC	1.800	7/2/2012	245,000.00
7/27/2010	MN Trust	SEC	1.164	7/26/2012	249,871.23
8/2/2010	MN Trust	SEC	1.091	8/2/2012	249,843.96
8/20/2010	MN Trust	SEC	1.141	8/20/2012	249,883.51
8/3/2009	MN Trust	SEC	3.000	2/1/2013	101,194.00
10/19/2009	MN Trust	SEC	2.100	2/1/2013	800,000.00
9/2/2009	MN Trust	CD	2.550	6/3/2013	227,500.00
9/4/2009	MN Trust	CD	2.558	6/5/2013	455,100.00
8/23/2010	MN Trust	CD	1.300	8/23/2013	240,000.00
10/1/2009	MN Trust	SEC	2.650	12/30/2013	245,000.00
10/13/2009	MN Trust	SEC	2.880	2/1/2014	385,000.00
10/15/2009	MN Trust	SEC	2.880	2/1/2014	935,000.00
6/8/2010	MN Trust	SEC	2.400	2/1/2014	345,000.00
9/1/2009	MN Trust	SEC	2.980	3/1/2014	723,607.20
7/15/2009	MN Trust	SEC	5.000	2/1/2015	328,432.60
11/12/2009	MN Trust	SEC	3.800	2/1/2015	1,024,310.00
6/8/2010	MN Trust	SEC	2.750	2/1/2015	210,000.00
6/29/2009	MN Trust	SEC	3.350	6/1/2015	472,505.10
					17,418,477.71
					\$ 17,418,477.71
GRAND TOTAL:					

Note: Alt. Facility and General Investments have matured.

October

Wire Transfers

100110	MSDLAF+, New York	Internal Revenue Service	724,322.93	September 30, 2010	Federal Payroll Taxes
100110	MSDLAF+, New York	State of Minnesota	123,743.57	September 30, 2010	State Payroll Taxes
100110	MSDLAF+, New York	Pitney Bowes	5,000.00		Mailroom Postage
100410	MSDLAF+, New York	People's Bank	141,821.59	September 30, 2010	Payroll - TSA Deductions
100410	MSDLAF+, New York	Internal Revenue Service	754.63	September 30, 2010	Payroll - 3rd Party Sick
100510	MSDLAF+, New York	State of Minnesota	3,533.50	September 30, 2010	Payroll - Child Support
100510	MSDLAF+, New York	State of Minnesota	176.00	September 30, 2010	Payroll - Levies
100510	MSDLAF+, New York	State of Minnesota	1,440.00	September 30, 2010	Payroll - Retirees
100610	MSDLAF+, New York	Delta Dental	17,861.18		Dental Insurance
100710	State of Minnesota	MSDLAF+, New York	2,812.08		State Wire Payment - Federal Draw
100810	MSDLAF+, New York	People's Bank	937.34	September 30, 2010	Payroll - TSA Deductions
101310	State of Minnesota	MSDLAF+, New York	1,748.89		State Wire Payment - IEP
101310	MSDLAF+, New York	Health Partners	1,020,107.92		Health Insurance
101310	MSDLAF+, New York	Delta Dental	16,698.78		Dental Insurance
100810	MSDLAF+, New York	TRA	248,998.88	September 30, 2010	Payroll - TRA
100810	MSDLAF+, New York	PERA	92,400.95	September 30, 2010	Payroll - PERA
101410	State of Minnesota	MSDLAF+, New York	60,199.23		State Wire Payment - Title & Sub Reimb
101510	MSDLAF+, New York	MSDLAF+, New York	1,974,571.80	October 15, 2010	State Aid Payment
101510	MSDLAF+, New York	State of Minnesota	715.00		Sales Tax
101810	State of Minnesota	MSDLAF+, New York	1,000,000.00		State Wire Payment - Federal Draw
101810	MSDLAF+, New York	Internal Revenue Service	681,310.02	October 15, 2010	Federal Payroll Taxes
101810	MSDLAF+, New York	State of Minnesota	116,556.63	October 15, 2010	State Payroll Taxes
101810	MSDLAF+, New York	Teacher Federated Credit Union	34,360.95		Teacher Dues
101910	MSDLAF+, New York	People's Bank	142,940.39	October 15, 2010	Payroll - TSA Deductions
102010	State of Minnesota	MSDLAF	616.42		Cobra Payment
102010	MSDLAF+, New York	Delta Dental	12,431.10		Dental Insurance
102010	MSDLAF+, New York	State of Minnesota	3,703.00	October 15, 2010	Payroll - Child Support
102010	MSDLAF+, New York	State of Minnesota	3,120.00	October 15, 2010	Payroll - Retirees
102010	MSDLAF+, New York	State of Minnesota	151.00	October 15, 2010	Payroll - Levies

102610	Dakota County	MSDLAF+, New York	5,219,000.00	Tax Advance
102610	Scott County	MSDLAF+, New York	1,352,830.67	Tax Advance
102710	State of Minnesota	MSDLAF+, New York	5,984.23	State Wire Payment - IEP
102710	MSDLAF+, New York	Delta Dental	11,572.21	Dental Insurance
102810	State of Minnesota	MSDLAF+, New York	128.00	State Wire Payment -
102810	MSDLAF+, New York	TRA	245,249.83	October 15, 2010 Payroll - TRA
102810	MSDLAF+, New York	PERA	93,672.05	October 15, 2010 Payroll - PERA
102910	MDE	MSDLAF+, New York	5,293,360.20	October 29, 2010 State Aid Payment

CHECK #	TYPE	CHECK AMT	CHECK DATE	VENDOR #	ADDRS #	VENDOR NAME	CHECK STATUS
402648	S	\$169.32	10/05/10	05391	0	ADAMS, KAREN & JOHN	OUTSTANDING
402649	S	\$150.00	10/05/10	00016	1677	ALLEN, MR. OR MRS.	CLEARED
402650	S	\$40.00	10/05/10	00000	9604	ALLEN, PATRICIA	CLEARED
402651	S	\$69.00	10/05/10	00000	442	ANDERSON, CAROL	CLEARED
402652	S	\$289.17	10/05/10	26652	1	APEX PRINT TECHNOLOGIES	CLEARED
402653	S	\$245.00	10/05/10	00009	0	APPLE VALLEY HIGH SCHOOL	CLEARED
402654	S	\$634.95	10/05/10	04895	0	ASSOCIATION OF CLERICAL EMPLOYEES	CLEARED
402655	S	\$117.00	10/05/10	25827	0	BAREDZIAK, RICK	CLEARED
402656	S	\$567.55	10/05/10	26720	0	BLUE BELL ENTERPRISES, INC.	CLEARED
402657	S	\$60.00	10/05/10	06463	0	BOHMBACH, JOHN	OUTSTANDING
402658	S	\$94.00	10/05/10	25338	0	BOUGIE, PATRICK	CLEARED
402659	S	\$480.00	10/05/10	06939	0	BUREAU OF CRIMINAL APPREHENSION	CLEARED
402660	S	\$2020.00	10/05/10	09991	0	BURNSVILLE ASSOCIATION OF EDUCATIONAL ASSTS	CLEARED
402661	S	\$102.30	10/05/10	26772	0	CARLSON, CAROL	CLEARED
402662	S	\$163.68	10/05/10	22379	0	CASADA, NANCY	CLEARED
402663	S	\$173.91	10/05/10	26264	0	CLARK, JOANN	CLEARED
402664	S	\$47.00	10/05/10	26809	0	CLARK, NICOLE	CLEARED
402665	S	\$43.00	10/05/10	26752	0	CODNER, KEVIN	CLEARED
402666	S	\$49.00	10/05/10	00000	441	COLE, SALLIE	CLEARED
402667	S	\$60.00	10/05/10	27345	0	COON, MATTHEW	CLEARED
402668	S	\$240.00	10/05/10	25919	0	CORDOVA-MORALES, LETICIA	CLEARED
402669	S	\$15.75	10/05/10	03640	5	CORPORATE EXPRESS DOC & PRINT MGMT	CLEARED
402670	S	\$63.00	10/05/10	23540	0	CRUNSTEDT, BOB	CLEARED
402671	S	\$29.00	10/05/10	00000	7018	DAMIAN, LIZ	CLEARED
402672	S	\$81.00	10/05/10	23972	0	DEGARDNER, RICK	CLEARED
402673	S	\$330.00	10/05/10	26702	0	DELTA MANAGEMENT ASSOCIATES, INC.	CLEARED
402674	S	\$240.00	10/05/10	20524	0	DEWALD, RINA C.	CLEARED
402675	S	\$224.00	10/05/10	27334	0	DS ERICKSON	CLEARED
402676	S	\$120.00	10/05/10	00000	8618	EHLERS, MICHELLE	CLEARED
402677	S	\$32.00	10/05/10	24706	0	ELVIDGE, DAVID	CLEARED
402678	S	\$39.00	10/05/10	00000	440	ESCH, SHIRLEY	CLEARED
402679	S	\$93.75	10/05/10	04416	0	FAIRVIEW	CLEARED
402680	S	\$250.00	10/05/10	00016	1780	FOUNDATION 191	CLEARED
402681	S	\$81.00	10/05/10	03348	0	GARRISON, LEWIS	CLEARED
402682	S	\$67.00	10/05/10	24708	0	GEIKEN, GARY	CLEARED
402683	S	\$238.00	10/05/10	27349	0	GENERAL REVENUE COPORATION	CLEARED
402684	S	\$19.00	10/05/10	00000	439	GRABANSKI, NADINE	CLEARED
402685	S	\$603.99	10/05/10	07390	0	GREATER TWIN CITIES UNITED WAY	CLEARED
402686	S	\$117.00	10/05/10	21992	0	GRIFFITH, JENNIFER	OUTSTANDING
402687	S	\$318.00	10/05/10	20324	1	GURSTEL, STALOCH & CHARGO PA	CLEARED
402688	S	\$63.00	10/05/10	26991	0	HANLEY, PETER	CLEARED
402689	S	\$240.00	10/05/10	26803	0	HASSAN, RAHMA	CLEARED
402690	S	\$2300.00	10/05/10	22082	0	HEACOX, DIANE	CLEARED
402691	S	\$60.00	10/05/10	23863	0	HOWLAND, ZACH	CLEARED
402692	S	\$117.00	10/05/10	26828	0	HUSEMANN, MATTHEW	CLEARED
402693	S	\$3094.68	10/05/10	02483	0	INTEGRA TELECOM	CLEARED
402694	S	\$25863.01	10/05/10	09327	0	INTERMEDIATE SCHOOL DISTRICT 917	CLEARED
402695	S	\$81.00	10/05/10	09024	0	JOHNSON, JEFF	CLEARED
402696	S	\$81.00	10/05/10	26319	0	JOHNSON, JIM	CLEARED
402697	S	\$60.00	10/05/10	09903	0	JUNDT, JOHN	CLEARED
402698	S	\$44.00	10/05/10	00000	438	KACHELMYER, KATHY	OUTSTANDING
402699	S	\$32.00	10/05/10	00194	0	KELLY, SEAN	CLEARED

CHECK #	TYPE	CHECK AMT	CHECK DATE	VENDOR #	ADDRS #	VENDOR NAME	CHECK STATUS
402700	S	\$60.00	10/05/10	06519	0	KORBA, JERRY	CLEARED
402701	S	\$32.00	10/05/10	03225	0	KORTE, STEVE	CLEARED
402702	S	\$16494.70	10/05/10	02102	0	KRAUS-ANDERSON INS. AGENCY, INC.	CLEARED
402703	S	\$81.00	10/05/10	25801	0	LINDSTROM, JEFF	OUTSTANDING
402704	S	\$425.00	10/05/10	25774	0	MAGNET SCHOOLS OF AMERICA, INC.	OUTSTANDING
402705	S	\$150.00	10/05/10	00016	1979	MALINAO, MR OR MRS	CLEARED
402706	S	\$63.00	10/05/10	08647	0	MARSHALL, JAMES	CLEARED
402707	S	\$60.00	10/05/10	02868	0	MASER, WARD	OUTSTANDING
402708	S	\$422.40	10/05/10	06559	0	MATRIX COMMUNICATIONS, INC.	CLEARED
402709	S	\$81.00	10/05/10	01321	0	MAUER, KEN	CLEARED
402710	S	\$81.00	10/05/10	03052	0	MAUER, TOM	CLEARED
402711	S	\$117.00	10/05/10	26777	0	MCGREGER, CAMERON	CLEARED
402712	S	\$208.00	10/05/10	00000	436	MCKEE, CHARLOTTE	CLEARED
402713	S	\$385.00	10/05/10	25868	0	METZ, REBECCA	CLEARED
402714	S	\$192.00	10/05/10	08769	0	MN NCPERS GROUP LIFE INS.	CLEARED
402715	S	\$396.00	10/05/10	08858	0	MN ORCHESTRA ASSOCIATION	CLEARED
402716	S	\$154.00	10/05/10	02854	1	MN UI FUND	CLEARED
402717	S	\$47.00	10/05/10	24140	0	MORTON, SCOTT	CLEARED
402718	S	\$115.00	10/05/10	09120	0	NATIONAL CURRENT EVENTS LEAGUE	CLEARED
402719	S	\$90.00	10/05/10	02694	0	NATIONAL GEOGRAPHIC BEE	CLEARED
402720	S	\$81.00	10/05/10	08025	0	NESVIG, PAUL	CLEARED
402721	S	\$47.00	10/05/10	24847	0	NICHOLS, RICHARD L.	CLEARED
402722	S	\$47.00	10/05/10	26604	0	PAULSON, JON	CLEARED
402723	S	\$150.00	10/05/10	00016	1867	PETERSON, KARL OR AMY	CLEARED
402724	S	\$40.00	10/05/10	25787	0	PHET, CHANTARA	CLEARED
402725	S	\$265.42	10/05/10	02781	5	QWEST	CLEARED
402726	S	\$81.00	10/05/10	25812	0	RANKIN, RODNEY	OUTSTANDING
402727	S	\$560.00	10/05/10	08521	0	RATWIK, ROSZAK & MALONEY, P.A.	CLEARED
402728	S	\$332.00	10/05/10	26388	0	RAUSCH, STURM, ISRAEL, ENERSON & HORNIK	CLEARED
402729	S	\$60.00	10/05/10	25516	0	REAMER, MARK	CLEARED
402730	S	\$47.00	10/05/10	00000	9582	REGEZ, MOLLY	CLEARED
402731	S	\$43.00	10/05/10	21267	0	RINGGER, TRACY	CLEARED
402732	S	\$81.00	10/05/10	09054	0	ROBINSON, DAVE	CLEARED
402733	S	\$47.00	10/05/10	24679	0	SCHALLER, WES	CLEARED
402734	S	\$60.00	10/05/10	23437	0	SCHOENROCK, CHUCK	CLEARED
402735	S	\$7562.12	10/05/10	07382	0	SCHOOL SERVICES EMPLOYEES LOCAL 284	CLEARED
402736	S	\$62.00	10/05/10	27348	0	SEGLEM, SCOTT	CLEARED
402737	S	\$124.00	10/05/10	26830	0	SELBY, SCOTT	CLEARED
402738	S	\$60.00	10/05/10	22045	0	SIMMONS, STAN	CLEARED
402739	S	\$80.00	10/05/10	07272	0	SMITH, DEB	CLEARED
402740	S	\$99.00	10/05/10	00000	437	SOLOMON NAZA, MAURY	CLEARED
402741	S	\$80.00	10/05/10	26780	0	SUNQUIST, JIM	CLEARED
402742	S	\$60.00	10/05/10	24758	0	THAYER, CHUCK	CLEARED
402743	S	\$44.05	10/05/10	04172	0	UNITED PARCEL SERVICE	CLEARED
402744	S	\$167.00	10/05/10	23463	7	UNITED STATES TREASURY	CLEARED
402745	S	\$376.54	10/05/10	23463	10	UNITED STATES TREASURY	CLEARED
402746	S	\$127.00	10/05/10	23463	11	UNITED STATES TREASURY	CLEARED
402747	S	\$19.00	10/05/10	02813	1	US DEPARTMENT OF EDUCATION	CLEARED
402748	S	\$260.00	10/05/10	00016	1978	VIGEN, MR OR MRS	CLEARED
402749	S	\$117.00	10/05/10	25783	0	VU, HIEP	CLEARED
402750	S	\$80158.36	10/05/10	23715	0	WELLS FARGO BANK - REMITTANCE CENTER	CLEARED
402751	S	\$551.82	10/05/10	20422	0	WENDORF, VERN	CLEARED

CHECK #	TYPE	CHECK AMT	CHECK DATE	VENDOR #	ADDRS #	VENDOR NAME	CHECK STATUS
402752	S	\$1000.00	10/09/10	00016	1970	ALI, MUNA	CLEARED
402753	S	\$60.00	10/09/10	27373	0	AYENI, PHILIP	CLEARED
402754	S	\$1016.00	10/09/10	27370	0	B&B TIMING, LLP	CLEARED
402755	S	\$47.00	10/09/10	27380	0	BACH, BILL	CLEARED
402756	S	\$62.00	10/09/10	27389	0	BARTCZAK, ROBERT	CLEARED
402757	S	\$62.00	10/09/10	27372	0	BARTON, JOSIAH	OUTSTANDING
402758	S	\$50.00	10/09/10	26265	0	BEECHER, JOHN	CLEARED
402759	S	\$175.37	10/09/10	00016	1981	BIEN, ANDREA	OUTSTANDING
402760	S	\$44.75	10/09/10	00001	1118	BOESER, AMY	CLEARED
402761	S	\$169.32	10/09/10	00016	1802	BOLDENOW, LISA	CLEARED
402762	S	\$480.00	10/09/10	06939	0	BUREAU OF CRIMINAL APPREHENSION	CLEARED
402763	S	\$12229.54	10/09/10	04226	0	BURNSVILLE, CITY OF	CLEARED
402764			10/09/10	04226	0	UNISSUED	UNISSUED
402765	S	\$815.10	10/09/10	27046	0	CAROL F. SIEGEL, Ph.D., INC.	CLEARED
402766	S	\$303.75	10/09/10	21336	0	COMMUNICATION SERVICE FOR THE DEAF, INC.	CLEARED
402767	S	\$300.00	10/09/10	20524	0	DEWALD, RINA C.	CLEARED
402768	S	\$1060.00	10/09/10	24933	0	DURAND MANUFACTURING, INC.	CLEARED
402769	S	\$600.00	10/09/10	26262	0	EDUCATORS BENEFIT CONSULTANTS, LLC	CLEARED
402770	S	\$709.99	10/09/10	23953	0	ELECTRONIC COMMUNICATION SYSTEMS, INC.	CLEARED
402771	S	\$995.00	10/09/10	27321	0	ELLIOTT'S PAINTING & DECORATING, INC.	CLEARED
402772	S	\$94.00	10/09/10	09718	0	EMMA KRUMBEE'S ORCHARD & FARM, LLC	CLEARED
402773	S	\$850.00	10/09/10	26379	0	EPN TRAVEL SERVICES, INC.	CLEARED
402774	S	\$143.22	10/09/10	27388	0	FUNK, WAYNE	CLEARED
402775	S	\$94.00	10/09/10	24708	0	GEIKEN, GARY	CLEARED
402776	S	\$58.50	10/09/10	01569	1	GENERAL OFFICE PRODUCTS	CLEARED
402777	S	\$1353.61	10/09/10	16514	0	GRAFF, SALLY	CLEARED
402778	S	\$63.00	10/09/10	27387	0	GREEN, BRUCE	CLEARED
402779	S	\$60.00	10/09/10	27386	0	HAASE, JASON	OUTSTANDING
402780	S	\$195.00	10/09/10	26803	0	HASSAN, RAHMA	CLEARED
402781	S	\$2533.80	10/09/10	21184	1	HEWLETT-PACKARD COMPANY	CLEARED
402782	S	\$60.00	10/09/10	27385	0	HO, MIKE	OUTSTANDING
402783	S	\$117.00	10/09/10	27384	0	HUSEMANN, LEE	CLEARED
402784	S	\$801.46	10/09/10	01812	0	IND. SCHOOL DIST. 281	CLEARED
402785	S	\$1043.56	10/09/10	24335	0	IND. SCHOOL DIST. 8492	CLEARED
402786	S	\$5317.05	10/09/10	01390	0	INTERMEDIATE SCHOOL DISTRICT 287	CLEARED
402787	S	\$36.30	10/09/10	09327	0	INTERMEDIATE SCHOOL DISTRICT 917	CLEARED
402788	S	\$2500.00	10/09/10	03397	1	JAMES SEWELL BALLET	CLEARED
402789	S	\$60.00	10/09/10	27383	0	JOHNSON, SCOTT	CLEARED
402790	S	\$60.00	10/09/10	27382	0	JORDAN, SEAN	CLEARED
402791	S	\$27.25	10/09/10	00001	1119	KOLLAR, JEN	CLEARED
402792	S	\$80.00	10/09/10	06118	0	KORNFUEHRER, GEORGIANNE	CLEARED
402793	S	\$18000.00	10/09/10	27322	1	LARSONALLEN LLP	CLEARED
402794	S	\$60.00	10/09/10	26884	0	LEVY, RACHEL S.	CLEARED
402795	S	\$975.00	10/09/10	08899	0	MAASFEP	OUTSTANDING
402796	S	\$169.32	10/09/10	00016	1624	MASLOW, KATHY	CLEARED
402797	S	\$170.00	10/09/10	09951	0	MATH MASTERS OF MN	CLEARED
402798	S	\$972.05	10/09/10	08315	0	MEADOW GREEN LAWN & LANDSCAPE	CLEARED
402799	S	\$450.00	10/09/10	03412	0	MERZER, SHEILA M.A., L.P.	CLEARED
402800	S	\$80.00	10/09/10	08865	12	METRO ECSU	CLEARED
402801	S	\$47.00	10/09/10	05886	0	MILLER, STEVE	CLEARED
402802	S	\$13626.92	10/09/10	07448	0	MINNESOTA VALLEY ELECTRIC COOPERATIVE	CLEARED
402803	S	\$50.00	10/09/10	03333	4	MN ASSOC OF ALTERNATIVE PROGRAMS	OUTSTANDING

CHECK #	TYPE	CHECK AMT	CHECK DATE	VENDOR #	ADDRS #	VENDOR NAME	CHECK STATUS
402804	S	\$80.00	10/09/10	08014	0	MN ASSOC OF SECRETARIES TO THE PRINCIPALS	CLEARED
402805	S	\$979.00	10/09/10	26466	0	MN HIGHWAY SAFETY & RESEARCH CENTER	CLEARED
402806	S	\$80.00	10/09/10	08616	1	MN STATE CHESS ASSOCIATION	OUTSTANDING
402807	S	\$62.00	10/09/10	27374	0	NELSON, BRAD	CLEARED
402808	S	\$60.00	10/09/10	27375	0	NELSON, CHRISTOPHER	CLEARED
402809	S	\$211.65	10/09/10	21804	0	OBERG, JEANNE	CLEARED
402810	S	\$7.95	10/09/10	00016	1980	OLIVEROS, DENISE	OUTSTANDING
402811	S	\$1080.00	10/09/10	27315	1	PERFORMANCE HEADWEAR, INC	CLEARED
402812	S	\$375.00	10/09/10	27371	0	PETER'S PUMPKINS AND CARMEN'S CORN	OUTSTANDING
402813	S	\$315.00	10/09/10	02200	0	ROBICHON, NOELLE	OUTSTANDING
402814	S	\$5115.21	10/09/10	09588	0	SAVAGE, CITY OF	CLEARED
402815	S	\$120.00	10/09/10	27376	0	SCHMIDT, JASON	CLEARED
402816	S	\$200.00	10/09/10	06265	1	SCHOOL NURSE ORGANIZATION OF MN	OUTSTANDING
402817	S	\$8034.02	10/09/10	23848	0	SFM	CLEARED
402818	S	\$60.00	10/09/10	27377	0	SIMMONS, CHRIS	CLEARED
402819	S	\$1007.00	10/09/10	22408	0	SKATETIME SCHOOL PROGRAMS	CLEARED
402820	S	\$80.00	10/09/10	27378	0	SMITH, NORA	CLEARED
402821	S	\$628.80	10/09/10	22020	0	SPHERION CORPORATION	CLEARED
402822	S	\$1858.00	10/09/10	02520	0	STAR TRIBUNE MEDIA COMPANY LLC	CLEARED
402823	S	\$169.32	10/09/10	00000	2545	STASKA, LEAH	CLEARED
402824	S	\$16608.50	10/09/10	21008	0	TLC SPECIAL TRANSPORTATION	CLEARED
402825			10/09/10	21008	0	UNISSUED	UNISSUED
402826			10/09/10	21008	0	UNISSUED	UNISSUED
402827			10/09/10	21008	0	UNISSUED	UNISSUED
402828	S	\$120.00	10/09/10	25781	0	TAPIA, FRANCIS	CLEARED
402829	S	\$159083.00	10/09/10	00826	1	TIERNEY BROTHERS, INC.	CLEARED
402830	S	\$253.98	10/09/10	00016	1304	TIERNEY, MICHELLE	CLEARED
402831	S	\$359.88	10/09/10	27369	0	VIDSWAP, LLC	CLEARED
402832	S	\$205.80	10/09/10	24743	0	WALBRAN, SHARON	CLEARED
402833	S	\$9625.91	10/09/10	20007	0	WASTE MANAGEMENT	CLEARED
402834	S	\$1732.93	10/09/10	04451	1	XEROX CORPORATION	CLEARED
402835	S	\$9708.53	10/09/10	04451	7	XEROX CORPORATION	CLEARED
402836			10/09/10	04451	0	UNISSUED	UNISSUED
402837	S	\$1061.47	10/09/10	04451	9	XEROX CORPORATION	CLEARED
402838	S	\$267.21	10/09/10	04451	10	XEROX CORPORATION	CLEARED
402839	S	\$18.20	10/09/10	00000	419	YOUNG, KRISTY	CLEARED
402840	S	\$35.00	10/09/10	00016	1390	ZRUST, CHRISTINE	CLEARED
402841			10/31/10	00000	0	UNISSUED	UNISSUED
402842			10/31/10	00000	0	UNISSUED	UNISSUED
402843			10/31/10	00000	0	UNISSUED	UNISSUED
402844			10/31/10	00000	0	UNISSUED	UNISSUED
402845			10/31/10	00000	0	UNISSUED	UNISSUED
402846			10/31/10	00000	0	UNISSUED	UNISSUED
402847			10/31/10	00000	0	UNISSUED	UNISSUED
402848			10/31/10	00000	0	UNISSUED	UNISSUED
402849			10/31/10	00000	0	UNISSUED	UNISSUED
402850			10/31/10	00000	0	UNISSUED	UNISSUED
402851			10/31/10	00000	0	UNISSUED	UNISSUED
402852			10/31/10	00000	0	UNISSUED	UNISSUED
402853			10/31/10	00000	0	UNISSUED	UNISSUED
402854			10/31/10	00000	0	UNISSUED	UNISSUED
402855			10/31/10	00000	0	UNISSUED	UNISSUED

CHECK #	TYPE	CHECK AMT	CHECK DATE	VENDOR #	ADDRS #	VENDOR NAME	CHECK STATUS
402856			10/31/10	00000	0	UNISSUED	UNISSUED
402857			10/31/10	00000	0	UNISSUED	UNISSUED
402858			10/31/10	00000	0	UNISSUED	UNISSUED
402859			10/31/10	00000	0	UNISSUED	UNISSUED
402860			10/31/10	00000	0	UNISSUED	UNISSUED
402861			10/31/10	00000	0	UNISSUED	UNISSUED
402862			10/31/10	00000	0	UNISSUED	UNISSUED
402863			10/31/10	00000	0	UNISSUED	UNISSUED
402864			10/31/10	00000	0	UNISSUED	UNISSUED
402865			10/31/10	00000	0	UNISSUED	UNISSUED
402866			10/31/10	00000	0	UNISSUED	UNISSUED
402867			10/31/10	00000	0	UNISSUED	UNISSUED
402868			10/31/10	00000	0	UNISSUED	UNISSUED
402869			10/31/10	00000	0	UNISSUED	UNISSUED
402870			10/31/10	00000	0	UNISSUED	UNISSUED
402871			10/31/10	00000	0	UNISSUED	UNISSUED
402872			10/31/10	00000	0	UNISSUED	UNISSUED
402873			10/31/10	00000	0	UNISSUED	UNISSUED
402874			10/31/10	00000	0	UNISSUED	UNISSUED
402875			10/31/10	00000	0	UNISSUED	UNISSUED
402876			10/31/10	00000	0	UNISSUED	UNISSUED
402877			10/31/10	00000	0	UNISSUED	UNISSUED
402878			10/31/10	00000	0	UNISSUED	UNISSUED
402879			10/31/10	00000	0	UNISSUED	UNISSUED
402880			10/31/10	00000	0	UNISSUED	UNISSUED
402881			10/31/10	00000	0	UNISSUED	UNISSUED
402882			10/31/10	00000	0	UNISSUED	UNISSUED
402883			10/31/10	00000	0	UNISSUED	UNISSUED
402884			10/31/10	00000	0	UNISSUED	UNISSUED
402885			10/31/10	00000	0	UNISSUED	UNISSUED
402886			10/31/10	00000	0	UNISSUED	UNISSUED
402887			10/31/10	00000	0	UNISSUED	UNISSUED
402888			10/31/10	00000	0	UNISSUED	UNISSUED
402889			10/31/10	00000	0	UNISSUED	UNISSUED
402890			10/31/10	00000	0	UNISSUED	UNISSUED
402891			10/31/10	00000	0	UNISSUED	UNISSUED
402892			10/31/10	00000	0	UNISSUED	UNISSUED
402893			10/31/10	00000	0	UNISSUED	UNISSUED
402894			10/31/10	00000	0	UNISSUED	UNISSUED
402895			10/31/10	00000	0	UNISSUED	UNISSUED
402896			10/31/10	00000	0	UNISSUED	UNISSUED
402897			10/31/10	00000	0	UNISSUED	UNISSUED
402898			10/31/10	00000	0	UNISSUED	UNISSUED
402899			10/31/10	00000	0	UNISSUED	UNISSUED
402900			10/31/10	00000	0	UNISSUED	UNISSUED
402901			10/31/10	00000	0	UNISSUED	UNISSUED
402902			10/31/10	00000	0	UNISSUED	UNISSUED
402903			10/31/10	00000	0	UNISSUED	UNISSUED
402904			10/31/10	00000	0	UNISSUED	UNISSUED
402905			10/31/10	00000	0	UNISSUED	UNISSUED
402906			10/31/10	00000	0	UNISSUED	UNISSUED
402907			10/31/10	00000	0	UNISSUED	UNISSUED

CHECK #	TYPE	CHECK AMT	CHECK DATE	VENDOR #	ADDRS #	VENDOR NAME	CHECK STATUS
402908			10/31/10	00000	0	UNISSUED	UNISSUED
402909			10/31/10	00000	0	UNISSUED	UNISSUED
402910	W	\$258.00	03/31/07	03238	0	MN DEPT OF REVENUE	OUTSTANDING
402911			10/31/10	00000	0	UNISSUED	UNISSUED
402912	W	\$5000.00	03/31/07	03055	3	PITNEY BOWES INC.	OUTSTANDING
402913			10/31/10	00000	0	UNISSUED	UNISSUED
402914	W	\$85441.09	03/31/07	03026	0	P.E.R.A.	OUTSTANDING
402915	W	\$70176.92	03/31/07	07099	0	DELTA DENTAL PLAN OF MINNESOTA	OUTSTANDING
402916	S	\$419.85	10/12/10	26292	1	ADVANCED WIRELESS COMMUNICATIONS	CLEARED
402917	S	\$62.00	10/12/10	22032	0	ALAMI, AL	CLEARED
402918	S	\$348.00	10/12/10	00000	428	ALI, LUUL	CLEARED
402919	S	\$990.00	10/12/10	26795	1	ALLIED PROFESSIONALS, INC.	CLEARED
402920	S	\$60.00	10/12/10	26876	0	BARDAL, BURT	CLEARED
402921	S	\$38.50	10/12/10	03931	0	BERRY COFFEE COMPANY	CLEARED
402922	S	\$80.00	10/12/10	07263	0	BIRNBAUM, ROGER	OUTSTANDING
402923	S	\$60.00	10/12/10	05039	0	BRANDT, KEVIN	CLEARED
402924	S	\$45.00	10/12/10	00000	449	BRANLUND, PAM	CLEARED
402925	S	\$102.30	10/12/10	26772	0	CARLSON, CAROL	CLEARED
402926	S	\$92.07	10/12/10	22379	0	CASADA, NANCY	CLEARED
402927	S	\$71.61	10/12/10	26264	0	CLARK, JOANN	CLEARED
402928	S	\$43.00	10/12/10	26752	0	CODNER, KEVIN	CLEARED
402929	S	\$200.00	10/12/10	09686	3	COLLEGE BOARD, THE	CLEARED
402930	S	\$60.00	10/12/10	25919	0	CORDOVA-MORALES, LETICIA	CLEARED
402931	S	\$785.36	10/12/10	24984	0	CORY, BRENT	CLEARED
402932	S	\$1009.04	10/12/10	00279	0	D.S.D., INC.	CLEARED
402933	S	\$60.00	10/12/10	23359	0	DAHL, MARK	CLEARED
402934	S	\$420.00	10/12/10	20524	0	DEWALD, RINA C.	CLEARED
402935	S	\$60.00	10/12/10	08124	0	FISCHER, DEANNA	OUTSTANDING
402936	S	\$153.45	10/12/10	27388	0	FUNK, WAYNE	OUTSTANDING
402937	S	\$81.00	10/12/10	22034	0	GELLE, MARK	CLEARED
402938	S	\$65.20	10/12/10	00575	0	GROTH MUSIC COMPANY	CLEARED
402939	S	\$95.00	10/12/10	00000	448	GUNDERSON, DAWN	CLEARED
402940	S	\$173.60	10/12/10	21252	0	HARMER, MARY	CLEARED
402941	S	\$62.00	10/12/10	21989	0	HARTWELL, JOSH	CLEARED
402942	S	\$120.00	10/12/10	26803	0	HASSAN, RAHMA	CLEARED
402943	S	\$8.80	10/12/10	00001	1121	HEARNEN, KAREN	CLEARED
402944	S	\$62.00	10/12/10	27384	0	HUSEMANN, LEE	CLEARED
402945	S	\$117.00	10/12/10	26828	0	HUSEMANN, MATTHEW	CLEARED
402946	S	\$29.00	10/12/10	00000	447	ISCHE, TERRANCE LEE	CLEARED
402947	S	\$60.00	10/12/10	25575	0	JOHNSON, JERRIE	CLEARED
402948	S	\$60.00	10/12/10	06519	0	KORBA, JERRY	CLEARED
402949	S	\$525.60	10/12/10	24253	0	LOFFLER COMPANIES, INC.	CLEARED
402950	S	\$607.24	10/12/10	26671	0	LS PIZZA SHACK	CLEARED
402951	S	\$60.00	10/12/10	23666	0	MAHER, DAVID	CLEARED
402952	S	\$1566.50	10/12/10	26717	0	MARR MAGIC, LLC	CLEARED
402953	S	\$385.00	10/12/10	27379	0	MATTHES, RANDALL C.	CLEARED
402954	S	\$60.00	10/12/10	02957	0	MCGIVERN, JEROME J.	CLEARED
402955	S	\$167.00	10/12/10	05886	0	MILLER, STEVE	CLEARED
402956	S	\$125.00	10/12/10	08338	0	MN ASSOC OF SECONDARY SCHOOL PRINCIPALS	CLEARED
402957	S	\$840.00	10/12/10	04691	0	MN COUNCIL OF TEACHERS OF ENGLISH	OUTSTANDING
402958	S	\$117.00	10/12/10	21266	0	MOORE, JAY	CLEARED
402959	S	\$805.00	10/12/10	04656	0	MSNA	CLEARED

CHECK #	TYPE	CHECK AMT	CHECK DATE	VENDOR #	ADDRS #	VENDOR NAME	CHECK STATUS
402960	S	\$120.00	10/12/10	24243	0	MUNOZ, MARIBEL	CLEARED
402961	S	\$1958.82	10/12/10	03519	0	NAPA AUTO PARTS	CLEARED
402962	S	\$47.00	10/12/10	24847	0	NICHOLS, RICHARD L.	CLEARED
402963	S	\$19.00	10/12/10	00000	446	PANY, STEVE	CLEARED
402964	S	\$29.00	10/12/10	00000	8364	PETERSON, DAVID	CLEARED
402965	S	\$60.00	10/12/10	27140	0	PRICE, TIM	CLEARED
402966	S	\$580.40	10/12/10	24126	0	QUINN VIOLINS	CLEARED
402967	S	\$16.10	10/12/10	00001	1120	REILLY, TERRI	CLEARED
402968	S	\$69.00	10/12/10	00000	445	REIMERS, ALLISON	CLEARED
402969	S	\$19.00	10/12/10	00000	444	RICHARDSON, ROBERT	CLEARED
402970	S	\$29.00	10/12/10	00000	9154	RIEDESEL, LISA	CLEARED
402971	S	\$190.00	10/12/10	00000	443	RUDOLPH, STEVE	CLEARED
402972	S	\$1161.29	10/12/10	03537	1	SCHOOL HEALTH SUPPLY CO., INC.	CLEARED
402973	S	\$47.00	10/12/10	27348	0	SEGLEM, SCOTT	CLEARED
402974	S	\$101.66	10/12/10	00497	1	TIME FOR KIDS	OUTSTANDING
402975	S	\$81.00	10/12/10	00715	0	TREWICK, MIKE	CLEARED
402976	S	\$81.00	10/12/10	03488	0	TREWICK, PAUL	CLEARED
402977	S	\$39.00	10/12/10	00000	9690	TUNNING, CHRIS	CLEARED
402978	S	\$704.05	10/12/10	08379	5	UNITED RENTALS NORTHWEST INC	CLEARED
402979	S	\$137.85	10/12/10	04417	1	US FOODSERVICE	CLEARED
402980	S	\$90.00	10/12/10	04354	0	VERTICAL ENDEAVORS, INC	CLEARED
402981	S	\$225.06	10/12/10	20422	0	WENDORF, VERN	CLEARED
402982	S	\$600.00	10/12/10	04435	0	WEST MUSIC COMPANY	CLEARED
402983	S	\$39.00	10/12/10	00000	1195	WIEDEMANN, KARL	OUTSTANDING
402984	S	\$84.67	10/12/10	25837	0	WILLIAMS, REBECCA	CLEARED
402985	S	\$81.00	10/12/10	26510	0	WOLLAN, TOM JR.	CLEARED
402986	S	\$469.00	10/12/10	06363	0	YOUTH PERFORMANCE COMPANY	CLEARED
402987	S	\$63.00	10/15/10	27395	0	AAA AWARDS COMPANY	OUTSTANDING
402988	S	\$340093.56	10/15/10	27335	0	AMERICAN HEALTH RESOURCES	CLEARED
402989	S	\$150.00	10/15/10	01971	1	ARC GREATER TWIN CITIES	CLEARED
402990	S	\$26.48	10/15/10	00016	1690	BALLARD, ELLEEN	CLEARED
402991	S	\$41.45	10/15/10	00001	1122	BANITT, ANN	OUTSTANDING
402992	S	\$60.00	10/15/10	27398	0	BARDAL, BILL	CLEARED
402993	S	\$308.55	10/15/10	00515	1	BHS CHEER BOOSTERS	CLEARED
402994	S	\$963.00	10/15/10	27309	0	BIG STONE MINI GOLF	CLEARED
402995	S	\$380.00	10/15/10	24024	0	BRIH DESIGN, LLC	CLEARED
402996	S	\$120.00	10/15/10	00000	450	BUI, DAI	CLEARED
402997	S	\$1000.00	10/15/10	27281	0	CENTER FOR SOCIAL AND EMOTIONAL EDUCATION	CLEARED
402998	S	\$3383.68	10/15/10	00132	1	CLINICARE CORPORATION	CLEARED
402999	S	\$578.00	10/15/10	00502	0	CORNERSTONE COPY CENTER	CLEARED
403000	S	\$195.45	10/15/10	27396	0	CREATIVE DESIGN TEES	CLEARED
403001	S	\$58148.73	10/15/10	00809	0	DAKOTA ELECTRIC ASSOCIATION	CLEARED
403002			10/15/10	00809	0	UNISSUED	UNISSUED
403003	S	\$30.00	10/15/10	22323	0	DOCUMENT DESTRUCTION SERVICE LTD, INC.	CLEARED
403004	S	\$365.32	10/15/10	01002	0	EAGAN, CITY OF	CLEARED
403005	S	\$47.00	10/15/10	27399	0	FAMEREE, BENJAMIN	CLEARED
403006	S	\$314.00	10/15/10	03885	0	GIBBS MUSEUM	CLEARED
403007	S	\$48.00	10/15/10	00575	0	GROTH MUSIC COMPANY	CLEARED
403008	S	\$47.00	10/15/10	27405	0	HARTHAN, ERIC	CLEARED
403009	S	\$505.00	10/15/10	04763	0	HIRSCH, JAMES A.	OUTSTANDING
403010	S	\$130.19	10/15/10	27225	0	K&K EXPRESS, LLC	CLEARED
403011	S	\$75.00	10/15/10	25881	0	KANDAKAI, PATRICIA	CLEARED

CHECK #	TYPE	CHECK AMT	CHECK DATE	VENDOR #	ADDRS #	VENDOR NAME	CHECK STATUS
403012	S	\$60.00	10/15/10	27400	0	KEILEN, JIM	CLEARED
403013	S	\$3486.44	10/15/10	08356	1	KENNEDY & GRAVEN, CHARTERED	CLEARED
403014	S	\$81.00	10/15/10	27402	0	KENNINGER, TOM	CLEARED
403015	S	\$462.00	10/15/10	26743	0	KID CREATE STUDIO	CLEARED
403016	S	\$1329.75	10/15/10	27406	0	KIRKWOOD SCHOOL DISTRICT	CLEARED
403017	S	\$47.00	10/15/10	03225	0	KORTE, STEVE	CLEARED
403018	S	\$47.00	10/15/10	27403	0	LESCH, JACK	CLEARED
403019	S	\$20.00	10/15/10	27407	0	LIND, LUANNE	OUTSTANDING
403020	S	\$80.00	10/15/10	27404	0	LORENSEN, DEB	CLEARED
403021	S	\$145.00	10/15/10	24018	0	LUM, JASON	CLEARED
403022	S	\$567.00	10/15/10	09951	0	MATH MASTERS OF MN	CLEARED
403023	S	\$1248.00	10/15/10	22948	0	METRO DINING CLUB	CLEARED
403024	S	\$265.00	10/15/10	02491	0	MIDWEST BAND INSTRUMENT SERV.	CLEARED
403025	S	\$47.00	10/15/10	05886	0	MILLER, STEVE	CLEARED
403026	S	\$1049.00	10/15/10	24621	0	MINNESOTA PREMIER PUBLICATIONS	CLEARED
403027	S	\$74.00	10/15/10	22324	0	MULTILINGUAL WORD, INC.	CLEARED
403028	S	\$232.00	10/15/10	27055	0	MURRAY, KATHLEEN	CLEARED
403029	S	\$183.62	10/15/10	24717	0	NAMES, NUMBERS & MORE, INC	CLEARED
403030	S	\$280.00	10/15/10	00016	1982	O'CONNOR, DAWN	CLEARED
403031	S	\$385.75	10/15/10	25300	1	ORANGE TREE EMPLOYMENT SCREENING	CLEARED
403032	S	\$351.05	10/15/10	26529	0	PLAIN, SUSAN	CLEARED
403033	S	\$70.00	10/15/10	07684	0	PORCARO, MICHAEL	OUTSTANDING
403034	S	\$47.00	10/15/10	27401	0	RADJENARIC, SARA	CLEARED
403035	S	\$1575.00	10/15/10	26796	0	SAFEWAY DRIVING SCHOOL	CLEARED
403036	S	\$200.00	10/15/10	26289	0	SALGADO-LANDA, NOE	OUTSTANDING
403037	S	\$50.00	10/15/10	24679	0	SCHALLER, WES	CLEARED
403038	S	\$567.50	10/15/10	09331	0	SCHMITTY & SONS SCHOOL BUSES, INC.	CLEARED
403039	S	\$285.00	10/15/10	06265	1	SCHOOL NURSE ORGANIZATION OF MN	OUTSTANDING
403040	S	\$951.00	10/15/10	22278	0	SCHOOLFINANCES.COM, INC	CLEARED
403041	S	\$846.00	10/15/10	00488	0	SECTION 3AA	OUTSTANDING
403042	S	\$58.00	10/15/10	00000	451	SODERHOLM, INGRID	CLEARED
403043	S	\$1228.75	10/15/10	01076	1	SOUTHWEST NEWSPAPERS	CLEARED
403044	S	\$570.00	10/15/10	25672	0	SPECIAL DELIVERY OF MINNESOTA, INC	CLEARED
403045	S	\$15465.29	10/15/10	08203	0	TIES	CLEARED
403046	S	\$75.90	10/15/10	24968	0	TRANG, KRISTINE	CLEARED
403047	S	\$2286.97	10/15/10	27394	0	TRANS ALARM	CLEARED
403048	S	\$60.00	10/15/10	27397	0	TURCOTTE, BILL	OUTSTANDING
403049	S	\$193.65	10/15/10	04417	1	US FOODSERVICE	CLEARED
403050	S	\$226.05	10/15/10	24743	0	WALBRAN, SHARON	CLEARED
403051	S	\$12878.91	10/15/10	02776	0	XCEL ENERGY	CLEARED
403052	S	\$595.39	10/15/10	04451	7	XEROX CORPORATION	CLEARED
403053	S	\$95.30	10/15/10	04451	9	XEROX CORPORATION	CLEARED
403054	S	\$1827.00	10/15/10	27095	0	YOUTH SERVICES INT'L	CLEARED
403055	S	\$42.00	10/15/10	27357	0	ZRUST, CHRISTINA	CLEARED
403056	S	\$112.23	10/15/10	01049	1	EAGAN, CITY OF	CLEARED
403057	S	\$357.70	10/22/10	27343	0	ACCURATE HOME CARE, LLC	CLEARED
403058	S	\$1943.50	10/22/10	26795	1	ALLIED PROFESSIONALS, INC.	CLEARED
403059	S	\$18770.39	10/22/10	21261	0	ANDERSON BUS COMPANY, INC.	CLEARED
403060	S	\$70.00	10/22/10	27409	0	ANDERSON, AL	OUTSTANDING
403061	S	\$645.30	10/22/10	04895	0	ASSOCIATION OF CLERICAL EMPLOYEES	OUTSTANDING
403062	S	\$47.00	10/22/10	27380	0	BACH, BILL	CLEARED
403063	S	\$47.00	10/22/10	27418	0	BEARD, JOHN	OUTSTANDING

CHECK #	TYPE	CHECK AMT	CHECK DATE	VENDOR #	ADDRS #	VENDOR NAME	CHECK STATUS
403064	S	\$677.00	10/22/10	03931	0	BERRY COFFEE COMPANY	CLEARED
403065	S	\$81.84	10/22/10	27410	0	BLAHNIK, TANNA	OUTSTANDING
403066	S	\$1710.75	10/22/10	26720	0	BLUE BELL ENTERPRISES, INC.	OUTSTANDING
403067	S	\$480.00	10/22/10	06939	0	BUREAU OF CRIMINAL APPREHENSION	CLEARED
403068	S	\$25327.15	10/22/10	20289	1	CDW GOVERNMENT, INC.	CLEARED
403069	S	\$117.00	10/22/10	26773	0	CHARAI, AHMED	OUTSTANDING
403070	S	\$28.80	10/22/10	00001	1123	CLINE, MELODY	CLEARED
403071	S	\$43.00	10/22/10	26752	0	CODNER, KEVIN	OUTSTANDING
403072	S	\$360.00	10/22/10	25919	0	CORDOVA-MORALES, LETICIA	CLEARED
403073	S	\$1440.00	10/22/10	00502	0	CORNERSTONE COPY CENTER	CLEARED
403074	S	\$112.00	10/22/10	22013	0	CUSTOM WATER WORKS	CLEARED
403075	S	\$330.00	10/22/10	26702	0	DELTA MANAGEMENT ASSOCIATES, INC.	CLEARED
403076	S	\$5000.00	10/22/10	24574	0	DENNIS DAHLMAN CONSULTING, LLC	CLEARED
403077	S	\$600.00	10/22/10	20524	0	DEWALD, RINA C.	CLEARED
403078	S	\$106.11	10/22/10	23099	0	DEX MEDIA EAST, INC	CLEARED
403079	S	\$224.00	10/22/10	27334	0	DS ERICKSON	CLEARED
403080	S	\$15.00	10/22/10	03981	0	ECKROTH MUSIC	CLEARED
403081	S	\$447.75	10/22/10	01475	0	FRIEDGES LANDSCAPING, INC.	CLEARED
403082	S	\$30.69	10/22/10	27388	0	FUNK, WAYNE	OUTSTANDING
403083	S	\$60.00	10/22/10	27411	0	GEIRS, BEN	CLEARED
403084	S	\$238.00	10/22/10	27349	0	GENERAL REVENUE COPORATION	CLEARED
403085	S	\$50.00	10/22/10	23447	0	GRASDALEN, NEAL	OUTSTANDING
403086	S	\$603.99	10/22/10	07390	0	GREATER TWIN CITIES UNITED WAY	CLEARED
403087	S	\$117.00	10/22/10	21992	0	GRIFFITH, JENNIFER	OUTSTANDING
403088	S	\$318.00	10/22/10	20324	1	GURSTEL,STALOCH & CHARGO PA	CLEARED
403089	S	\$120.00	10/22/10	26803	0	HASSAN, RAHMA	OUTSTANDING
403090	S	\$175.00	10/22/10	21391	0	HIX & KUZERKA CONSULTING, INC.	OUTSTANDING
403091	S	\$565.00	10/22/10	27391	0	ILLINOIS STATE DISBURSEMENT UNIT	CLEARED
403092	S	\$1156.44	10/22/10	26918	0	IMB DISTRIBUTION	CLEARED
403093	S	\$3240.91	10/22/10	05834	0	INSTITUTE FOR ENVIRONMENTAL ASSESSMENT, INC.	CLEARED
403094	S	\$107.03	10/22/10	02483	0	INTEGRA TELECOM	CLEARED
403095	S	\$42.00	10/22/10	09327	1	INTERMEDIATE SCHOOL DIST. 917-GRC	CLEARED
403096	S	\$150483.65	10/22/10	09327	0	INTERMEDIATE SCHOOL DISTRICT 917	CLEARED
403097	S	\$60.00	10/22/10	27383	0	JOHNSON, SCOTT	OUTSTANDING
403098	S	\$200.00	10/22/10	27412	0	KELLEN, BRYAN	CLEARED
403099	S	\$287.00	10/22/10	26743	0	KID CREATE STUDIO	CLEARED
403100	S	\$300.00	10/22/10	27413	0	KRAUSE, JEFF	CLEARED
403101	S	\$60.00	10/22/10	22010	0	KREMER, SEVERA E.	OUTSTANDING
403102	S	\$60.00	10/22/10	25700	0	KROGMAN, WILLIAM	CLEARED
403103	S	\$890.59	10/22/10	26703	1	LASER PRODUCT TECHNOLOGIES	CLEARED
403104	S	\$354.00	10/22/10	27070	0	MAHOWALD, LYNETTE	CLEARED
403105	S	\$117.00	10/22/10	27414	0	MARKEE, TIM	OUTSTANDING
403106	S	\$186.00	10/22/10	09951	0	MATH MASTERS OF MN	CLEARED
403107	S	\$34.80	10/22/10	26334	0	MCLAIN, ADDIE	OUTSTANDING
403108	S	\$2010.00	10/22/10	08112	0	MEDICINE LAKE TOURS	OUTSTANDING
403109	S	\$1250.00	10/22/10	03412	0	MERZER, SHEILA M.A.,L.P.	CLEARED
403110	S	\$70.00	10/22/10	08865	12	METRO ECSU	CLEARED
403111	S	\$1580.00	10/22/10	02491	0	MIDWEST BAND INSTRUMENT SERV.	CLEARED
403112	S	\$100.00	10/22/10	08338	0	MN ASSOC OF SECONDARY SCHOOL PRINCIPALS	OUTSTANDING
403113	S	\$147.50	10/22/10	01596	13	MN DEPT OF EDUCATION	CLEARED
403114	S	\$285.00	10/22/10	00624	5	MN HISTORICAL SOCIETY	OUTSTANDING
403115	S	\$60.00	10/22/10	03288	1	MN LITERACY COUNCIL	CLEARED

CHECK #	TYPE	CHECK AMT	CHECK DATE	VENDOR #	ADDRS #	VENDOR NAME	CHECK STATUS
403116	S	\$780.00	10/22/10	24659	0	MN SWORDPLAY	CLEARED
403117	S	\$212.00	10/22/10	02854	1	MN UI FUND	CLEARED
403118	S	\$295.00	10/22/10	27408	0	MONTGOMERY ORCHARD, LLC	CLEARED
403119	S	\$60.00	10/22/10	24243	0	MUNOZ, MARIBEL	CLEARED
403120	S	\$5.96	10/22/10	00001	1124	NELSON, DOUG	OUTSTANDING
403121	S	\$5467.44	10/22/10	22639	1	NEXTEL	CLEARED
403122	S	\$47.00	10/22/10	24847	0	NICHOLS, RICHARD L.	OUTSTANDING
403123	S	\$275.00	10/22/10	02489	1	OFFICE DEPOT COMPANY	CLEARED
403124	S	\$327.46	10/22/10	03219	1	PEPSI-COLA COMPANY	OUTSTANDING
403125	S	\$60.00	10/22/10	24879	0	PEREZ, MELISSA M.	OUTSTANDING
403126	S	\$120.42	10/22/10	25562	0	SACHS, ALICE	OUTSTANDING
403127	S	\$120.00	10/22/10	26289	0	SALGADO-LANDA, NOE	OUTSTANDING
403128	S	\$60.00	10/22/10	04705	0	SAMES, RANDY	OUTSTANDING
403129	S	\$39.96	10/22/10	00238	1	SCHOLASTIC BOOK FAIRS	OUTSTANDING
403130	S	\$104.32	10/22/10	03196	3	SCHOLASTIC INC.	CLEARED
403131	S	\$62.11	10/22/10	03537	1	SCHOOL HEALTH SUPPLY CO., INC.	CLEARED
403132	S	\$1102.00	10/22/10	00488	0	SECTION 3AA	OUTSTANDING
403133	S	\$60.00	10/22/10	27415	0	SCHUMER, PAT	CLEARED
403134	S	\$20.45	10/22/10	00000	9548	SIEBEN, JULIE	OUTSTANDING
403135	S	\$300.00	10/22/10	26350	0	SIKORA, PAUL T.	OUTSTANDING
403136	S	\$1351.44	10/22/10	22020	0	SPHERION CORPORATION	CLEARED
403137	S	\$512.50	10/22/10	01209	0	STAGES THEATRE COMPANY	CLEARED
403138	S	\$890.00	10/22/10	27390	0	STARBRITE WINDOW CLEANING	CLEARED
403139	S	\$120.00	10/22/10	26349	0	STEFFEN, NANCY LOU	OUTSTANDING
403140	S	\$128.70	10/22/10	00321	0	SUN NEWSPAPERS	CLEARED
403141	S	\$1260.00	10/22/10	27419	0	TECH SKILLS	OUTSTANDING
403142	S	\$1609.08	10/22/10	25893	0	THINKING MAPS, INC.	OUTSTANDING
403143	S	\$170.00	10/22/10	08203	2	TIES 2010	OUTSTANDING
403144	S	\$114.92	10/22/10	00497	1	TIME FOR KIDS	OUTSTANDING
403145	S	\$9882.50	10/22/10	21008	0	TLC SPECIAL TRANSPORTATION	CLEARED
403146			10/22/10	21008	0	UNISSUED	UNISSUED
403147			10/22/10	21008	0	UNISSUED	UNISSUED
403148	S	\$60.00	10/22/10	24968	0	TRANG, KRISTINE	CLEARED
403149	S	\$255.00	10/22/10	23463	7	UNITED STATES TREASURY	CLEARED
403150	S	\$386.53	10/22/10	23463	10	UNITED STATES TREASURY	OUTSTANDING
403151	S	\$137.00	10/22/10	23463	11	UNITED STATES TREASURY	OUTSTANDING
403152	S	\$31.00	10/22/10	02813	1	US DEPARTMENT OF EDUCATION	CLEARED
403153	S	\$300.00	10/22/10	27417	0	USLABAR, K. SEAN	CLEARED
403154	S	\$300.00	10/22/10	27416	0	USLABAR, LISA	OUTSTANDING
403155	S	\$81.84	10/22/10	20422	0	WENDORF, VERN	CLEARED
403156	S	\$500.00	10/22/10	23906	1	WEST METRO EDUCATION PROGRAM	CLEARED
403157	S	\$80.00	10/22/10	26346	0	WONTOR, STEVE	OUTSTANDING
403158	S	\$595.00	10/22/10	25569	1	WORLD BOOK INC	CLEARED
403159	S	\$417.99	10/22/10	04451	1	XEROX CORPORATION	CLEARED
403160	S	\$2024.17	10/22/10	04451	7	XEROX CORPORATION	CLEARED
403161	S	\$135.15	10/22/10	04451	9	XEROX CORPORATION	CLEARED
403162	S	\$7.96	11/01/10	05588	0	ACE HARDWARE & PAINT	OUTSTANDING
403163	S	\$297.09	11/01/10	01365	0	AMERIPRIDE LINEN AND APPAREL SERVICES	OUTSTANDING
403164			11/01/10	01365	0	UNISSUED	UNISSUED
403165	S	\$7977.00	11/01/10	00249	1	APPLE COMPUTER INC.	OUTSTANDING
403166	S	\$503.32	11/01/10	00386	1	BARNES & NOBLE INC	OUTSTANDING
403167	S	\$187.00	11/01/10	01253	1	BATTERIES PLUS	OUTSTANDING

CHECK #	TYPE	CHECK AMT	CHECK DATE	VENDOR #	ADDRS #	VENDOR NAME	CHECK STATUS
403168	S	\$11051.07	11/01/10	00477	0	BIX PRODUCE COMPANY	OUTSTANDING
403169			11/01/10	00477	0	UNISSUED	UNISSUED
403170			11/01/10	00477	0	UNISSUED	UNISSUED
403171			11/01/10	00477	0	UNISSUED	UNISSUED
403172			11/01/10	00477	0	UNISSUED	UNISSUED
403173			11/01/10	00477	0	UNISSUED	UNISSUED
403174			11/01/10	00477	0	UNISSUED	UNISSUED
403175			11/01/10	00477	0	UNISSUED	UNISSUED
403176	S	\$3685.04	11/01/10	27367	1	CALUMET PHOTOGRAPHIC	OUTSTANDING
403177	S	\$84.00	11/01/10	20289	1	CDW GOVERNMENT, INC.	OUTSTANDING
403178	S	\$903.64	11/01/10	25513	1	CHURCH OFFSET PRINTING, INC.	OUTSTANDING
403179	S	\$142.40	11/01/10	27279	1	COLE PAPERS INC.	OUTSTANDING
403180	S	\$2460.72	11/01/10	00279	0	D.S.D., INC.	OUTSTANDING
403181			11/01/10	00279	0	UNISSUED	UNISSUED
403182	S	\$215.47	11/01/10	00837	1	DEMCO, INC.	OUTSTANDING
403183	S	\$375.09	11/01/10	09859	1	DISCOUNT SCHOOL SUPPLY	OUTSTANDING
403184	S	\$187.59	11/01/10	23054	1	FASTENAL	OUTSTANDING
403185	S	\$699.17	11/01/10	08698	1	FERGUSON ENTERPRISES # 1657	OUTSTANDING
403186	S	\$56241.06	11/01/10	03328	0	FIRST STUDENT, INC.	OUTSTANDING
403187			11/01/10	03328	0	UNISSUED	UNISSUED
403188			11/01/10	03328	0	UNISSUED	UNISSUED
403189			11/01/10	03328	0	UNISSUED	UNISSUED
403190			11/01/10	03328	0	UNISSUED	UNISSUED
403191			11/01/10	03328	0	UNISSUED	UNISSUED
403192			11/01/10	03328	0	UNISSUED	UNISSUED
403193			11/01/10	03328	0	UNISSUED	UNISSUED
403194			11/01/10	03328	0	UNISSUED	UNISSUED
403195			11/01/10	03328	0	UNISSUED	UNISSUED
403196	S	\$157.86	11/01/10	01231	0	FLINN SCIENTIFIC, INC.	OUTSTANDING
403197	S	\$146.06	11/01/10	01243	1	FOLLETT SOFTWARE CO.	OUTSTANDING
403198	S	\$371.95	11/01/10	01457	1	GOODIN COMPANY	OUTSTANDING
403199	S	\$1260.55	11/01/10	01458	1	GOPHER	OUTSTANDING
403200	S	\$1339.18	11/01/10	04387	1	GRAINGER	OUTSTANDING
403201			11/01/10	04387	0	UNISSUED	UNISSUED
403202	S	\$2037.27	11/01/10	01478	1	GRAYBAR ELECTRIC COMPANY, INC.	OUTSTANDING
403203	S	\$91.16	11/01/10	00575	0	GROTH MUSIC COMPANY	OUTSTANDING
403204	S	\$1325.80	11/01/10	21184	1	HEWLETT-PACKARD COMPANY	OUTSTANDING
403205	S	\$39.56	11/01/10	09318	1	HILLYARD INC - MINNEAPOLIS	OUTSTANDING
403206	S	\$55.60	11/01/10	01622	0	HOBART SERVICE	OUTSTANDING
403207	S	\$272.83	11/01/10	04818	0	HORIZON COMMERCIAL POOL SUPPLY	OUTSTANDING
403208	S	\$171.60	11/01/10	03362	4	HOUGHTON MIFFLIN COMPANY	OUTSTANDING
403209	S	\$25.56	11/01/10	24274	1	INNOVATIVE OFFICE SOLUTIONS	OUTSTANDING
403210	S	\$287.50	11/01/10	08955	0	KELLEHER, HELMRICH AND ASSOCIATES	OUTSTANDING
403211	S	\$70.86	11/01/10	02203	0	LAKESHORE LEARNING MATERIALS	OUTSTANDING
403212	S	\$1962.45	11/01/10	27253	0	LANDS BEST FOODS LLC	OUTSTANDING
403213	S	\$20369.62	11/01/10	02196	0	MACKIN BOOK COMPANY	OUTSTANDING
403214	S	\$1260.00	11/01/10	06559	0	MATRIX COMMUNICATIONS, INC.	OUTSTANDING
403215	S	\$3703.50	11/01/10	06563	1	MCGRAW-HILL COMPANIES	OUTSTANDING
403216	S	\$843.90	11/01/10	02395	0	MENARDS	OUTSTANDING
403217			11/01/10	02395	0	UNISSUED	UNISSUED
403218			11/01/10	02395	0	UNISSUED	UNISSUED
403219	S	\$5706.44	11/01/10	07752	0	MILLER ELECTRIC, INC.	OUTSTANDING

CHECK #	TYPE	CHECK AMT	CHECK DATE	VENDOR #	ADDRS #	VENDOR NAME	CHECK STATUS
403220	S	\$1543.51	11/01/10	08999	1	MINNESOTA ELEVATOR INC	OUTSTANDING
403221	S	\$100.00	11/01/10	07914	0	MN DEPT OF LABOR AND INDUSTRY	OUTSTANDING
403222	S	\$78.23	11/01/10	02544	1	MTI DISTRIBUTING CO.	OUTSTANDING
403223	S	\$276.75	11/01/10	03519	0	NAPA AUTO PARTS	OUTSTANDING
403224			11/01/10	03519	0	UNISSUED	UNISSUED
403225	S	\$281.56	11/01/10	02704	0	NASCO	OUTSTANDING
403226	S	\$88.95	11/01/10	25372	4	NCS PEARSON INC	OUTSTANDING
403227	S	\$471.24	11/01/10	01197	1	NEXT DAY GOURMET	OUTSTANDING
403228	S	\$3317.58	11/01/10	02489	1	OFFICE DEPOT COMPANY	OUTSTANDING
403229			11/01/10	02489	0	UNISSUED	UNISSUED
403230			11/01/10	02489	0	UNISSUED	UNISSUED
403231			11/01/10	02489	0	UNISSUED	UNISSUED
403232			11/01/10	02489	0	UNISSUED	UNISSUED
403233	S	\$40.92	11/01/10	06011	2	ORIENTAL TRADING COMPANY	OUTSTANDING
403234	S	\$3475.00	11/01/10	21596	0	ORIGINS	OUTSTANDING
403235	S	\$1366.64	11/01/10	26086	0	ORKIN COMMERCIAL SERVICES	OUTSTANDING
403236	S	\$205.95	11/01/10	03695	0	OVERHEAD DOOR COMPANY OF THE NORTHLAND	OUTSTANDING
403237	S	\$1088.58	11/01/10	20591	0	PAINTERS GEAR, INC.	OUTSTANDING
403238	S	\$835.94	11/01/10	03281	6	PEARSON EDUCATION	OUTSTANDING
403239	S	\$2181.82	11/01/10	09234	0	PEOPLES EDUCATION	OUTSTANDING
403240	S	\$101.75	11/01/10	23515	0	PIONEER MANUFACTURING COMPANY	OUTSTANDING
403241	S	\$125.00	11/01/10	02882	0	PRIOR LAKE SHOE SERVICE	OUTSTANDING
403242	S	\$152.18	11/01/10	24681	0	PROFESSIONAL WIRELESS COMMUNICATIONS	OUTSTANDING
403243	S	\$1131.28	11/01/10	03101	0	PUMP & METER SERVICE, INC.	OUTSTANDING
403244	S	\$3305.14	11/01/10	21744	0	QUALITY AIR MECHANICAL, INC.	OUTSTANDING
403245	S	\$38.97	11/01/10	07235	0	REALLY GOOD STUFF	OUTSTANDING
403246	S	\$120.00	11/01/10	23374	0	RECYCLE TECHNOLOGIES, INC.	OUTSTANDING
403247	S	\$113.00	11/01/10	05511	0	RED WING SHOE STORE	OUTSTANDING
403248	S	\$1243.70	11/01/10	21851	0	RED WING SHOE STORE	OUTSTANDING
403249	S	\$1085.00	11/01/10	25729	0	RENT N' SAVE PORTABLE SERVICES	OUTSTANDING
403250	S	\$865.67	11/01/10	03339	1	ROTO-ROOTER	OUTSTANDING
403251	S	\$62.89	11/01/10	00864	1	SAMMONS PRESTON	OUTSTANDING
403252	S	\$352.32	11/01/10	03534	1	SCHOLASTIC INC.	OUTSTANDING
403253	S	\$121.14	11/01/10	03537	1	SCHOOL HEALTH SUPPLY CO., INC.	OUTSTANDING
403254	S	\$887.60	11/01/10	25097	1	SCHOOL SPECIALTY INC	OUTSTANDING
403255	S	\$74.60	11/01/10	20890	1	SCOTT ELECTRIC	OUTSTANDING
403256	S	\$136.24	11/01/10	02217	1	SIEMENS BUILDING TECHNOLOGIES, INC.	OUTSTANDING
403257	S	\$4735.13	11/01/10	22907	1	SOLUTIONS4SURE.COM, INC.	OUTSTANDING
403258	S	\$180.30	11/01/10	24021	0	SPIRAL BINDING COMPANY, INC.	OUTSTANDING
403259	S	\$2999.25	11/01/10	03641	0	ST. PAUL PIONEER PRESS	OUTSTANDING
403260	S	\$221.72	11/01/10	03640	1	STAPLES ADVANTAGE	OUTSTANDING
403261	S	\$307.45	11/01/10	03689	0	STATE SUPPLY CO., INC.	OUTSTANDING
403262	S	\$4150.00	11/01/10	05995	1	STRATEGIC EQUIPMENT	OUTSTANDING
403263	S	\$455.45	11/01/10	23998	2	SUMMIT FACILITY & KITCHEN SERVICE	OUTSTANDING
403264	S	\$364.00	11/01/10	04664	0	SUMMIT PRINT COPY AND MAIL SERVICE	OUTSTANDING
403265	S	\$121.29	11/01/10	24011	0	TALK TOOLS/INNOVATIVE THERAPISTS INTL.	OUTSTANDING
403266	S	\$2551.50	11/01/10	25968	0	THINK SOCIAL PUBLISHING, INC.	OUTSTANDING
403267	S	\$381.00	11/01/10	00826	1	TIERNEY BROTHERS, INC.	OUTSTANDING
403268	S	\$1418.44	11/01/10	08203	0	TIES	OUTSTANDING
403269	S	\$202.84	11/01/10	04939	1	TIGER DIRECT.COM	OUTSTANDING
403270	S	\$371.38	11/01/10	22123	1	TOTAL FILTRATION SERVICES, INC.	OUTSTANDING
403271	S	\$28282.65	11/01/10	24601	0	TOTAL MECHANICAL SERVICES, INC.	OUTSTANDING

CHECK #	TYPE	CHECK AMT	CHECK DATE	VENDOR #	ADDRS #	VENDOR NAME	CHECK STATUS
403272	S	\$392.92	11/01/10	04037	1	TRIARCO ARTS & CRAFTS	OUTSTANDING
403273	S	\$7130.12	11/01/10	03802	0	TRIO SUPPLY	OUTSTANDING
403274			11/01/10	03802	0	UNISSUED	UNISSUED
403275	S	\$86512.54	11/01/10	04417	1	US FOODSERVICE	OUTSTANDING
403276			11/01/10	04417	0	UNISSUED	UNISSUED
403277			11/01/10	04417	0	UNISSUED	UNISSUED
403278			11/01/10	04417	0	UNISSUED	UNISSUED
403279			11/01/10	04417	0	UNISSUED	UNISSUED
403280			11/01/10	04417	0	UNISSUED	UNISSUED
403281			11/01/10	04417	0	UNISSUED	UNISSUED
403282			11/01/10	04417	0	UNISSUED	UNISSUED
403283			11/01/10	04417	0	UNISSUED	UNISSUED
403284	S	\$13.05	11/01/10	03345	0	VALLEY NATIONAL GASES	OUTSTANDING
403285	S	\$253.95	11/01/10	03345	1	VALLEY NATIONAL GASES	OUTSTANDING
403286	S	\$1888.12	11/01/10	25776	0	VEOLIA ENVIRONMENTAL SERVICES	OUTSTANDING
403287	S	\$415.02	11/01/10	04243	1	VIKING ELECTRIC SUPPLY, INC.	OUTSTANDING
403288	S	\$25611.29	11/01/10	04204	2	VIRCO INC	OUTSTANDING
403289	S	\$299.95	11/01/10	04563	0	WENZEL PLYMOUTH PLUMBING	OUTSTANDING
403290	S	\$2490.80	11/01/10	22496	0	WILLIAM V. MACGILL & CO.	OUTSTANDING
403291	S	\$1574.73	11/01/10	21039	0	WORTHINGTON DIRECT, INC.	OUTSTANDING
403292	S	\$271.00	11/01/10	04451	7	XEROX CORPORATION	OUTSTANDING
403293	S	\$780.00	11/01/10	04566	0	ZIEGLER INC.	OUTSTANDING
403294	S	\$19.00	10/26/10	00000	464	AGASIE, JANINE	CLEARED
403295	S	\$68.45	10/26/10	00428	0	ARAMARK	OUTSTANDING
403296	S	\$378.00	10/26/10	00009	4	AVHS CHEERLEADING	OUTSTANDING
403297	S	\$214.06	10/26/10	00172	1	BLICK ART MATERIALS	OUTSTANDING
403298	S	\$24.00	10/26/10	00000	3372	BOLLAND, KATHRYN	OUTSTANDING
403299	S	\$7.50	10/26/10	00000	371	BRENNAN, MARILYN	OUTSTANDING
403300	S	\$152.00	10/26/10	03622	1	CENGAGE LEARNING	OUTSTANDING
403301	S	\$10799.60	10/26/10	24807	1	CHIP SHOPPE, THE	CLEARED
403302	S	\$15.00	10/26/10	00000	6487	CONAWAY, MARY	CLEARED
403303	S	\$716.54	10/26/10	03866	0	CONTINENTAL CLAY COMPANY	OUTSTANDING
403304	S	\$1648.00	10/26/10	00502	0	CORNERSTONE COPY CENTER	CLEARED
403305	S	\$844.00	10/26/10	07857	0	DAKOTA COUNTY EXTENSION SERVICES	OUTSTANDING
403306	S	\$34.71	10/26/10	00016	1837	DEAVEN, RON	OUTSTANDING
403307	S	\$437.50	10/26/10	20524	0	DEWALD, RINA C.	OUTSTANDING
403308	S	\$2000.00	10/26/10	22061	0	DISTRIBUTED WEBSITE CORPORATION	OUTSTANDING
403309	S	\$5378.53	10/26/10	02333	1	EARTHGRAINS CO.	CLEARED
403310	S	\$311.25	10/26/10	26331	0	EDUCATION TO GO	OUTSTANDING
403311	S	\$6.00	10/26/10	00000	463	FARRELL, DONNA	OUTSTANDING
403312	S	\$788.95	10/26/10	01458	1	GOPHER	CLEARED
403313	S	\$1065.00	10/26/10	00575	0	GROTH MUSIC COMPANY	CLEARED
403314	S	\$958.50	10/26/10	03539	1	H & A ADMINISTRATORS	OUTSTANDING
403315	S	\$49.00	10/26/10	00000	462	HARTWELL, WARREN	OUTSTANDING
403316	S	\$24121.61	10/26/10	24130	0	HASTINGS CO-OP CREAMERY	CLEARED
403317	S	\$55.00	10/26/10	00000	8724	HORTSCH, MARION	CLEARED
403318	S	\$7.50	10/26/10	00000	461	HRUSKE, JIM	OUTSTANDING
403319	S	\$267.00	10/26/10	21854	0	JESKE, REBECCA	OUTSTANDING
403320	S	\$333.30	10/26/10	27084	0	JIM BOLES DESIGNS, LLC	OUTSTANDING
403321	S	\$45.00	10/26/10	26485	0	JOHNSON, ANGELIQUE	CLEARED
403322	S	\$96.00	10/26/10	20523	0	JONES, SCOTT	OUTSTANDING
403323	S	\$29.00	10/26/10	00000	7026	JONES, WALTER	OUTSTANDING

CHECK #	TYPE	CHECK AMT	CHECK DATE	VENDOR #	ADDRS #	VENDOR NAME	CHECK STATUS
403324	S	\$22.66	10/26/10	02043	7	JOSTENS	CLEARED
403325	S	\$6.00	10/26/10	00000	460	KOENIG, DON	OUTSTANDING
403326	S	\$270.00	10/26/10	20876	0	LB SPEECH CONSULTING AND CONTRACTING, LLC	CLEARED
403327	S	\$2915.00	10/26/10	27305	0	LEE LINE CORPORATION	OUTSTANDING
403328	S	\$28.00	10/26/10	26902	0	LEHNER, ANDREW	OUTSTANDING
403329	S	\$90.00	10/26/10	00000	459	LINDSAY, ALLISON	OUTSTANDING
403330	S	\$1008.00	10/26/10	24253	0	LOFFLER COMPANIES, INC.	CLEARED
403331	S	\$19.00	10/26/10	00000	458	LUOMA, JACKIE	CLEARED
403332	S	\$38.00	10/26/10	00016	389	MARUISH, VIRGINIA	CLEARED
403333	S	\$425.00	10/26/10	08582	1	MASPA	OUTSTANDING
403334	S	\$18.00	10/26/10	26334	0	MCLAIN, ADDIE	OUTSTANDING
403335	S	\$1300.00	10/26/10	22948	0	METRO DINING CLUB	OUTSTANDING
403336	S	\$228.90	10/26/10	26104	0	MITTAL, GARIMA	OUTSTANDING
403337	S	\$15.00	10/26/10	05320	7	MN ASSOCIATION OF SENIOR SERVICES (MASS)	OUTSTANDING
403338	S	\$19.00	10/26/10	00000	452	NEEDHAM, DALE	OUTSTANDING
403339	S	\$2574.75	10/26/10	06477	0	OFFICE OF ENTERPRISE TECHNOLOGY	OUTSTANDING
403340	S	\$55.00	10/26/10	00000	8730	PALM, JOANN	OUTSTANDING
403341	S	\$7.50	10/26/10	00000	454	PEARSON, ROY	OUTSTANDING
403342	S	\$207.00	10/26/10	03055	1	PITNEY BOWES INC.	OUTSTANDING
403343	S	\$3401.00	10/26/10	26108	0	PJCOMN ACQUISITION CORPORATION	OUTSTANDING
403344	S	\$637.00	10/26/10	26108	0	PJCOMN ACQUISITION CORPORATION	OUTSTANDING
403345	S	\$22.50	10/26/10	00000	9632	RASCHER, PHYLLIS	CLEARED
403346	S	\$42320.23	10/26/10	20099	0	RELIASTAR LIFE INSURANCE COMPANY	OUTSTANDING
403347	S	\$7.50	10/26/10	00000	455	RUST, JEANETTE	OUTSTANDING
403348	S	\$5357.00	10/26/10	00488	0	SECTION 3AA	OUTSTANDING
403349	S	\$29.00	10/26/10	00000	456	SLAWSON, MATTHEW	OUTSTANDING
403350	S	\$66.50	10/26/10	06566	0	SONMORE, STEVE	OUTSTANDING
403351	S	\$285.00	10/26/10	25672	0	SPECIAL DELIVERY OF MINNESOTA, INC	CLEARED
403352	S	\$50.00	10/26/10	21898	0	STINGER, ELLEN	OUTSTANDING
403353	S	\$19.00	10/26/10	00000	457	STREICH, MARLENE	OUTSTANDING
403354	S	\$704.05	10/26/10	08379	5	UNITED RENTALS NORTHWEST INC	OUTSTANDING
403355	S	\$80.00	10/26/10	26597	0	UNORA, SOWA	CLEARED
403356	S	\$1955.00	10/26/10	27095	0	YOUTH SERVICES INT'L	OUTSTANDING
403357	S	\$65.00	10/26/10	09552	0	MN STATE COLLEGES & UNIVERSITIES	OUTSTANDING
403358	S	\$5149.66	11/02/10	26241	0	M&E REALTY COMPANY	OUTSTANDING
403359	S	\$8333.33	11/02/10	09588	1	SAVAGE, CITY OF	OUTSTANDING
403360	S	\$264.65	10/29/10	05599	0	1ST LINE/LEEWES VENTURES LLC	OUTSTANDING
403361	S	\$80141.50	10/29/10	05296	0	360 COMMUNITIES	OUTSTANDING
403362	S	\$33400.50	10/29/10	05296	0	360 COMMUNITIES	OUTSTANDING
403363	S	\$6674.79	10/29/10	05296	0	360 COMMUNITIES	OUTSTANDING
403364	S	\$90.00	10/29/10	06228	1	ACTE	OUTSTANDING
403365	S	\$120.00	10/29/10	26310	0	ADEM, ABDULRAHMAN A.	OUTSTANDING
403366	S	\$29.60	10/29/10	06215	0	AIRPORT TAXI, INC.	OUTSTANDING
403367	S	\$754.67	10/29/10	01365	0	AMERIPRIDE LINEN AND APPAREL SERVICES	OUTSTANDING
403368	S	\$100.00	10/29/10	00778	0	ARMSTRONG, MAUREEN	OUTSTANDING
403369	S	\$60.00	10/29/10	26876	0	BARDAL, BURT	OUTSTANDING
403370	S	\$20.00	10/29/10	26127	0	BENANAV, JAY	OUTSTANDING
403371	S	\$797.76	10/29/10	00515	0	BHS CHEERLEADER BOOSTER CLUB	OUTSTANDING
403372	S	\$60.00	10/29/10	25337	0	BRENNAN, DAVID	OUTSTANDING
403373	S	\$280.00	10/29/10	26791	0	BROWN, PAUL	OUTSTANDING
403374	S	\$90.00	10/29/10	22414	0	CARLSON, ASHLEIGH	OUTSTANDING
403375	S	\$102.30	10/29/10	26772	0	CARLSON, CAROL	OUTSTANDING

CHECK #	TYPE	CHECK AMT	CHECK DATE	VENDOR #	ADDRS #	VENDOR NAME	CHECK STATUS
403376	S	\$92.07	10/29/10	22379	0	CASADA, NANCY	OUTSTANDING
403377	S	\$1813.29	10/29/10	02519	0	CENTERPOINT ENERGY	OUTSTANDING
403378	S	\$498.00	10/29/10	08621	1	CHILDREN'S THEATRE COMPANY	OUTSTANDING
403379	S	\$92.07	10/29/10	26264	0	CLARK, JOANN	OUTSTANDING
403380	S	\$450.00	10/29/10	27427	0	CRAMPTON, MARY Z.	OUTSTANDING
403381	S	\$63.00	10/29/10	26320	0	CROOKE, WILLIAM	OUTSTANDING
403382	S	\$450.00	10/29/10	27426	0	DAMON, MELISSA	OUTSTANDING
403383	S	\$63.36	10/29/10	22323	0	DOCUMENT DESTRUCTION SERVICE LTD, INC.	OUTSTANDING
403384	S	\$150.00	10/29/10	27425	0	DRIES, SAMANTHA	OUTSTANDING
403385	S	\$141.00	10/29/10	21011	0	DROUCHES, GEORGE	OUTSTANDING
403386	S	\$80.00	10/29/10	08124	0	FISCHER, DEANNA	OUTSTANDING
403387	S	\$81.00	10/29/10	25808	0	FRANTA, THOMAS J.	OUTSTANDING
403388	S	\$153.45	10/29/10	27388	0	FUNK, WAYNE	OUTSTANDING
403389	S	\$435.20	10/29/10	02623	1	GENERAL BINDING CORPORATION	OUTSTANDING
403390	S	\$640.00	10/29/10	23312	0	GORNY, MICHELE	OUTSTANDING
403391	S	\$280.00	10/29/10	26775	0	HAMMER, ROBERT	OUTSTANDING
403392	S	\$60.00	10/29/10	06337	0	HANSON, GORDON	OUTSTANDING
403393	S	\$180.75	10/29/10	26918	0	IMB DISTRIBUTION	OUTSTANDING
403394	S	\$20104.95	10/29/10	09327	0	INTERMEDIATE SCHOOL DISTRICT 917	OUTSTANDING
403395	S	\$100.00	10/29/10	26825	0	ITH, VANTHUON	OUTSTANDING
403396	S	\$120.00	10/29/10	24735	0	KEES, ED	OUTSTANDING
403397	S	\$135.00	10/29/10	26743	0	KID CREATE STUDIO	OUTSTANDING
403398	S	\$505.00	10/29/10	27433	0	KINDEM, CATHY JOY	OUTSTANDING
403399	S	\$256.00	10/29/10	08672	0	KUDOS, INC.	OUTSTANDING
403400	S	\$141.00	10/29/10	25669	0	LARKIN, PETE	OUTSTANDING
403401	S	\$240.00	10/29/10	20876	0	LB SPEECH CONSULTING AND CONTRACTING, LLC	OUTSTANDING
403402	S	\$427.90	10/29/10	27305	0	LEE LINE CORPORATION	OUTSTANDING
403403	S	\$308.00	10/29/10	26890	0	LOVLIE, CHRISTINE	OUTSTANDING
403404	S	\$60.00	10/29/10	22980	0	MANN, KEVIN	OUTSTANDING
403405	S	\$55.00	10/29/10	22214	0	MASSP-DIVISION OF STUDENT LEADERSHIP (MDSL)	OUTSTANDING
403406	S	\$150.00	10/29/10	02538	0	MESPA	OUTSTANDING
403407	S	\$86.00	10/29/10	27428	0	MICHAELS, MARIA A.	OUTSTANDING
403408	S	\$47.00	10/29/10	05886	0	MILLER, STEVE	OUTSTANDING
403409	S	\$2762.74	10/29/10	03029	1	MINNESOTA ENERGY RESOURCES CORPORATION	OUTSTANDING
403410	S	\$125.00	10/29/10	08338	0	MN ASSOC OF SECONDARY SCHOOL PRINCIPALS	OUTSTANDING
403411	S	\$673.00	10/29/10	26466	0	MN HIGHWAY SAFETY & RESEARCH CENTER	OUTSTANDING
403412	S	\$60.00	10/29/10	27424	0	MOHAMED, IDIL A.	OUTSTANDING
403413	S	\$315.00	10/29/10	24243	0	MUNOZ, MARIBEL	OUTSTANDING
403414	S	\$200.00	10/29/10	27422	0	NETWORK DESIGN, INC.	OUTSTANDING
403415	S	\$81.00	10/29/10	22335	0	NICKLEBY, JASON	OUTSTANDING
403416	S	\$226.56	10/29/10	27423	0	O'LEARY, DEVON	OUTSTANDING
403417	S	\$225.00	10/29/10	26881	0	OFFICE SYSTEMS AND DESIGN	OUTSTANDING
403418	S	\$951.55	10/29/10	25300	1	ORANGE TREE EMPLOYMENT SCREENING	OUTSTANDING
403419	S	\$280.00	10/29/10	25811	0	PEARSON, LANE	OUTSTANDING
403420	S	\$180.00	10/29/10	24879	0	PEREZ, MELISSA M.	OUTSTANDING
403421	S	\$20.00	10/29/10	25787	0	PHET, CHANTARA	OUTSTANDING
403422	S	\$100.00	10/29/10	00016	1983	RANNEY, VATSANA	OUTSTANDING
403423	S	\$389.00	10/29/10	26836	1	RELIANCE COMMUNICATIONS INC	OUTSTANDING
403424	S	\$40.00	10/29/10	26289	0	SALGADO-LANDA, NOE	OUTSTANDING
403425	S	\$1499.50	10/29/10	27421	0	SANBORN EDUCATION ASSOCIATES, INC.	OUTSTANDING
403426	S	\$20.00	10/29/10	09588	4	SAVAGE, CITY OF	OUTSTANDING
403427	S	\$70.00	10/29/10	20491	0	SAVAGE, DAWN	OUTSTANDING

CHECK #	TYPE	CHECK AMT	CHECK DATE	VENDOR #	ADDRS #	VENDOR NAME	CHECK STATUS
403428	S	\$80.00	10/29/10	27107	0	SAVKUMBEKOVA, OLGA	OUTSTANDING
403429	S	\$557.35	10/29/10	00238	2	SCHOLASTIC BOOK FAIRS	OUTSTANDING
403430	S	\$180.00	10/29/10	06265	1	SCHOOL NURSE ORGANIZATION OF MN	OUTSTANDING
403431	S	\$2160.00	10/29/10	00488	0	SECTION 3AA	OUTSTANDING
403432	S	\$688.00	10/29/10	27119	0	SECURETECHS, INC	OUTSTANDING
403433	S	\$141.00	10/29/10	27431	0	SPENCER, RICKY	OUTSTANDING
403434	S	\$63.00	10/29/10	26322	0	STEPHAN, BILL	OUTSTANDING
403435	S	\$165.38	10/29/10	00321	0	SUN NEWSPAPERS	OUTSTANDING
403436	S	\$60.00	10/29/10	24758	0	THAYER, CHUCK	OUTSTANDING
403437	S	\$1041.67	10/29/10	27429	0	TRANSWORLD SYSTEMS, INC.	OUTSTANDING
403438	S	\$218.11	10/29/10	05836	0	U.S. TOY COMPANY, INC.	OUTSTANDING
403439	S	\$126.36	10/29/10	04417	1	US FOODSERVICE	OUTSTANDING
403440	S	\$15.00	10/29/10	00016	1984	WALLACE, JOY	OUTSTANDING
403441	S	\$102.30	10/29/10	20422	0	WENDORF, VERN	OUTSTANDING
403442	S	\$60.00	10/29/10	25837	0	WILLIAMS, REBECCA	OUTSTANDING
403443	S	\$505.00	10/29/10	27430	0	WILSON, SHELLIE	OUTSTANDING
403444	S	\$80.00	10/29/10	00016	1985	WOODRUFF, HANNA	OUTSTANDING
403445	S	\$18569.71	10/29/10	04451	7	XEROX CORPORATION	OUTSTANDING
403446	S	\$5.25	10/29/10	00001	1125	VOIDED	VOIDED
403447	S	\$2531.63	11/03/10	26795	1	ALLIED PROFESSIONALS, INC.	OUTSTANDING
403448	S	\$280.00	11/03/10	27409	0	ANDERSON, AL	OUTSTANDING
403449	S	\$17.25	11/03/10	00163	0	ARMSTRONG HIGH SCHOOL	OUTSTANDING
403450	S	\$60.00	11/03/10	22108	0	AYAQUICA, SHERI	OUTSTANDING
403451	S	\$240.00	11/03/10	22414	0	CARLSON, ASHLEIGH	OUTSTANDING
403452	S	\$200.00	11/03/10	23025	0	CARRIER, BRANDON	OUTSTANDING
403453	S	\$43.00	11/03/10	26752	0	CODNER, KEVIN	OUTSTANDING
403454	S	\$480.00	11/03/10	25919	0	CORDOVA-MORALES, LETICIA	OUTSTANDING
403455	S	\$420.00	11/03/10	26354	0	DAVILA, ADYS M.	OUTSTANDING
403456	S	\$30.00	11/03/10	22323	0	DOCUMENT DESTRUCTION SERVICE LTD, INC.	OUTSTANDING
403457	S	\$2264.00	11/03/10	26705	0	FEIGAL-HITCH, SUE	OUTSTANDING
403458	S	\$405.00	11/03/10	25866	0	FLORES, ROSA	OUTSTANDING
403459	S	\$39.00	11/03/10	00000	465	FREEBORG, ALICE	OUTSTANDING
403460	S	\$465.00	11/03/10	26554	0	GANADO, CESAR	OUTSTANDING
403461	S	\$330.00	11/03/10	21339	0	GOMEZ, THERESA	OUTSTANDING
403462	S	\$302.90	11/03/10	00014	1306	HELD, CATHERINE	OUTSTANDING
403463	S	\$60.00	11/03/10	27363	0	HOANG, CONG	OUTSTANDING
403464	S	\$51.00	11/03/10	05834	0	INSTITUTE FOR ENVIRONMENTAL ASSESSMENT, INC.	OUTSTANDING
403465	S	\$80.00	11/03/10	26825	0	ITH, VANHUON	OUTSTANDING
403466	S	\$7.66	11/03/10	02043	7	JOSTENS	OUTSTANDING
403467	S	\$40.00	11/03/10	27204	1	JUVENILE JUSTICE COALITION OF MN	OUTSTANDING
403468	S	\$2264.00	11/03/10	26919	0	KEILTY, BILL, ED. D.	OUTSTANDING
403469	S	\$80.00	11/03/10	06118	0	KORNFUEHRER, GEORGIANNE	OUTSTANDING
403470	S	\$47.00	11/03/10	03225	0	KORTE, STEVE	OUTSTANDING
403471	S	\$15814.70	11/03/10	02102	0	KRAUS-ANDERSON INS. AGENCY, INC.	OUTSTANDING
403472	S	\$80.00	11/03/10	26282	0	LEE, WAI YEE	OUTSTANDING
403473	S	\$80.00	11/03/10	25433	0	LUONG, JOE	OUTSTANDING
403474	S	\$59.00	11/03/10	00000	467	MACDONALD, BETSY	OUTSTANDING
403475	S	\$203.90	11/03/10	27308	0	MADSEN, KAREN KAY	OUTSTANDING
403476	S	\$180.00	11/03/10	06559	0	MATRIX COMMUNICATIONS, INC.	OUTSTANDING
403477	S	\$150.00	11/03/10	02538	0	MESPA	OUTSTANDING
403478	S	\$750.00	11/03/10	09799	0	MN CENTER FOR BOOK ARTS	OUTSTANDING
403479	S	\$700.00	11/03/10	09621	3	MN PERCUSSION ASSOCIATION	OUTSTANDING

CHECK #	TYPE	CHECK AMT	CHECK DATE	VENDOR #	ADDRS #	VENDOR NAME	CHECK STATUS
403480	S	\$120.00	11/03/10	26480	2	MULTI-LANGUAGE LINK, INC.	OUTSTANDING
403481	S	\$255.00	11/03/10	24243	0	MUNOZ, MARIBEL	OUTSTANDING
403482	S	\$110.00	11/03/10	01212	0	NATIONAL GEOGRAPHIC	OUTSTANDING
403483	S	\$150.00	11/03/10	05443	2	NEOPOST	OUTSTANDING
403484	S	\$525.00	11/03/10	25874	0	NUR, ABDIRIZAK	OUTSTANDING
403485	S	\$180.00	11/03/10	21664	0	NUTRITIONAL WEIGHT & WELLNESS	OUTSTANDING
403486	S	\$300.00	11/03/10	26842	0	PERALTA, GERMAN	OUTSTANDING
403487	S	\$495.00	11/03/10	24879	0	PEREZ, MELISSA M.	OUTSTANDING
403488	S	\$1699.00	11/03/10	03184	1	PSAT/NMSQT	OUTSTANDING
403489	S	\$150.00	11/03/10	22793	0	RABINOWICZ, JACK	OUTSTANDING
403490	S	\$10.00	11/03/10	00000	468	SAARELA, JANE	OUTSTANDING
403491	S	\$22.99	11/03/10	25562	0	SACHS, ALICE	OUTSTANDING
403492	S	\$4610.00	11/03/10	26796	0	SAFEWAY DRIVING SCHOOL	OUTSTANDING
403493	S	\$1986.25	11/03/10	20491	0	SAVAGE, DAWN	OUTSTANDING
403494	S	\$2.19	11/03/10	03532	0	SCHMITT MUSIC	OUTSTANDING
403495	S	\$1449.56	11/03/10	09331	0	SCHMITTY & SONS SCHOOL BUSES, INC.	OUTSTANDING
403496	S	\$512.43	11/03/10	02688	1	SCHOOL-TECH, INC.	OUTSTANDING
403497	S	\$495.00	11/03/10	00488	0	SECTION 3AA	OUTSTANDING
403498	S	\$97.13	11/03/10	00321	0	SUN NEWSPAPERS	OUTSTANDING
403499	S	\$270.00	11/03/10	25781	0	TAPIA, FRANCIS	OUTSTANDING
403500	S	\$60.00	11/03/10	24968	0	TRANG, KRISTINE	OUTSTANDING
403501	S	\$43.31	11/03/10	04172	0	UNITED PARCEL SERVICE	OUTSTANDING
403502	S	\$1355.24	11/03/10	04417	1	US FOODSERVICE	OUTSTANDING
403503	S	\$200.00	11/03/10	24749	0	VAN GUILDER, DREW	OUTSTANDING
403504	S	\$120.00	11/03/10	25560	0	WARSAME, KADRA	OUTSTANDING
403505	S	\$51020.97	11/03/10	23715	0	WELLS FARGO BANK - REMITTANCE CENTER	OUTSTANDING
403506	S	\$104.00	11/03/10	00000	469	WHEELER, GARY	OUTSTANDING
403507	S	\$255.00	11/03/10	25837	0	WILLIAMS, REBECCA	OUTSTANDING
403508	S	\$665.00	11/03/10	02039	0	WORKS, THE	OUTSTANDING
403509	S	\$1237.36	11/03/10	04451	7	XEROX CORPORATION	OUTSTANDING
403510	S	\$419.13	11/03/10	04451	9	XEROX CORPORATION	OUTSTANDING
403511	S	\$5.25	11/03/10	00001	1125	YANG, SHENG	OUTSTANDING
403512	S	\$100.00	11/03/10	03622	2	GALE GROUP	OUTSTANDING
403513	S	\$1228.75	11/05/10	27343	0	ACCURATE HOME CARE, LLC	OUTSTANDING
403514	S	\$252.00	11/05/10	26795	1	ALLIED PROFESSIONALS, INC.	OUTSTANDING
403515	S	\$654.30	11/05/10	04895	0	ASSOCIATION OF CLERICAL EMPLOYEES	OUTSTANDING
403516	S	\$210.00	11/05/10	22108	0	AYAQUICA, SHERI	OUTSTANDING
403517	S	\$141.00	11/05/10	26265	0	BEECHER, JOHN	OUTSTANDING
403518	S	\$46.00	11/05/10	26885	0	BERGREN, BETH	OUTSTANDING
403519	S	\$292.07	11/05/10	03544	2	BEST BUY BUSINESS ADVANTAGE ACCOUNT	OUTSTANDING
403520	S	\$55.52	11/05/10	00172	1	BLICK ART MATERIALS	OUTSTANDING
403521	S	\$169.75	11/05/10	23673	0	BOLKE, JEANNE	OUTSTANDING
403522	S	\$1473.00	11/05/10	00712	1	BUREAU OF EDUCATION & RESEARCH	OUTSTANDING
403523	S	\$2010.00	11/05/10	09991	0	BURNSVILLE ASSOCIATION OF EDUCATIONAL ASSTS	OUTSTANDING
403524	S	\$12249.08	11/05/10	04226	0	BURNSVILLE, CITY OF	OUTSTANDING
403525			11/05/10	04226	0	UNISSUED	UNISSUED
403526	S	\$528.00	11/05/10	26409	0	BUTLER, VINCENT	OUTSTANDING
403527	S	\$852.00	11/05/10	26648	0	CANETTI-FERNANDES, MONICA	OUTSTANDING
403528	S	\$690.00	11/05/10	07314	0	CEDARVALE LANES	OUTSTANDING
403529	S	\$371.25	11/05/10	21336	0	COMMUNICATION SERVICE FOR THE DEAF, INC.	OUTSTANDING
403530	S	\$45.87	11/05/10	03866	0	CONTINENTAL CLAY COMPANY	OUTSTANDING
403531	S	\$63.00	11/05/10	23540	0	CRUNSTEDT, BOB	OUTSTANDING

CHECK #	TYPE	CHECK AMT	CHECK DATE	VENDOR #	ADDRS #	VENDOR NAME	CHECK STATUS
403532	S	\$330.00	11/05/10	26702	0	DELTA MANAGEMENT ASSOCIATES, INC.	OUTSTANDING
403533	S	\$75.00	11/05/10	20524	0	DEWALD, RINA C.	OUTSTANDING
403534	S	\$500.00	11/05/10	26368	0	DOWNING-KLINISKE, VALERIE	OUTSTANDING
403535	S	\$224.00	11/05/10	27334	0	DS ERICKSON	OUTSTANDING
403536	S	\$60.00	11/05/10	24014	0	ESPINOZA, LEO	OUTSTANDING
403537	S	\$217.00	11/05/10	06401	0	FEDERAL NEWS SERVICES, INC.	OUTSTANDING
403538	S	\$78.00	11/05/10	08124	0	FISCHER, DEANNA	OUTSTANDING
403539	S	\$60.00	11/05/10	25866	0	FLORES, ROSA	OUTSTANDING
403540	S	\$76.08	11/05/10	01243	1	FOLLETT SOFTWARE CO.	OUTSTANDING
403541	S	\$238.00	11/05/10	27349	0	GENERAL REVENUE COPORATION	OUTSTANDING
403542	S	\$596.70	11/05/10	03299	1	GL SPORTS, INC.	OUTSTANDING
403543	S	\$120.00	11/05/10	21339	0	GOMEZ, THERESA	OUTSTANDING
403544	S	\$603.99	11/05/10	07390	0	GREATER TWIN CITIES UNITED WAY	OUTSTANDING
403545	S	\$47.50	11/05/10	27443	0	GREGORY, LORIS SOFIA	OUTSTANDING
403546	S	\$318.00	11/05/10	20324	1	GURSTEL,STALOCH & CHARGO PA	OUTSTANDING
403547	S	\$169.75	11/05/10	23674	0	HAGEN, KRISTIE	OUTSTANDING
403548	S	\$60.00	11/05/10	09752	2	HAMLIN UNIVERSITY	OUTSTANDING
403549	S	\$75.00	11/05/10	26048	1	HAMLIN UNIVERSITY	OUTSTANDING
403550	S	\$63.00	11/05/10	26991	0	HANLEY, PETER	OUTSTANDING
403551	S	\$210.00	11/05/10	26803	0	HASSAN, RAHMA	OUTSTANDING
403552	S	\$6593.40	11/05/10	01436	2	HEINEMANN EDUCATIONAL BOOKS	OUTSTANDING
403553	S	\$80.00	11/05/10	27441	0	HELGERSON, JEFF	OUTSTANDING
403554	S	\$420.00	11/05/10	27442	0	IBARRA, HILLIANA	OUTSTANDING
403555	S	\$565.00	11/05/10	27391	0	ILLINOIS STATE DISBURSEMENT UNIT	OUTSTANDING
403556	S	\$564.85	11/05/10	26918	0	IMB DISTRIBUTION	OUTSTANDING
403557	S	\$245.30	11/05/10	02483	0	INTEGRA TELECOM	OUTSTANDING
403558	S	\$20104.95	11/05/10	09327	0	INTERMEDIATE SCHOOL DISTRICT 917	OUTSTANDING
403559	S	\$80.00	11/05/10	26825	0	ITH, VANHUON	OUTSTANDING
403560	S	\$319.00	11/05/10	01994	0	J&R SCHOOL SUPPLIES, INC.	OUTSTANDING
403561	S	\$45.00	11/05/10	26485	0	JOHNSON, ANGELIQUE	OUTSTANDING
403562	S	\$8.00	11/05/10	00016	1847	LAFAVOR, LAURA	OUTSTANDING
403563	S	\$120.00	11/05/10	26282	0	LEE, WAI YEE	OUTSTANDING
403564	S	\$838.95	11/05/10	26671	0	LS PIZZA SHACK	OUTSTANDING
403565	S	\$170.00	11/05/10	09951	0	MATH MASTERS OF MN	OUTSTANDING
403566	S	\$660.00	11/05/10	25421	0	MEDINA de SMITH, MARIA	OUTSTANDING
403567	S	\$25.00	11/05/10	08865	5	METRO ECSU	OUTSTANDING
403568	S	\$150.00	11/05/10	27440	0	MIDWEST EDUCATIONAL CONSULTANTS	OUTSTANDING
403569	S	\$13115.42	11/05/10	07448	0	MINNESOTA VALLEY ELECTRIC COOPERATIVE	OUTSTANDING
403570	S	\$990.00	11/05/10	09837	0	MN HUMAN SERVICES	OUTSTANDING
403571	S	\$192.00	11/05/10	08769	0	MN NCPERS GROUP LIFE INS.	OUTSTANDING
403572	S	\$154.00	11/05/10	02854	1	MN UI FUND	OUTSTANDING
403573	S	\$97.50	11/05/10	24243	0	MUNOZ, MARIBEL	OUTSTANDING
403574	S	\$77.00	11/05/10	26335	0	NATIONAL ACADEMIC QUIZ TOURNAMENTS, LLC	OUTSTANDING
403575	S	\$120.00	11/05/10	27129	0	ALI, SAHRA NUR	OUTSTANDING
403576	S	\$18.00	11/05/10	21664	0	NUTRITIONAL WEIGHT & WELLNESS	OUTSTANDING
403577	S	\$104.00	11/05/10	02400	0	ORNDORF, RICHARD	OUTSTANDING
403578	S	\$255.00	11/05/10	26396	0	OSMAN, NIMO	OUTSTANDING
403579	S	\$9.75	11/05/10	00001	1126	PALMER, SHARON	OUTSTANDING
403580	S	\$120.00	11/05/10	24879	0	PEREZ, MELISSA M.	OUTSTANDING
403581	S	\$47.00	11/05/10	25293	0	PORTER, MARILYN	OUTSTANDING
403582	S	\$1176.00	11/05/10	24681	0	PROFESSIONAL WIRELESS COMMUNICATIONS	OUTSTANDING
403583	S	\$60.00	11/05/10	22793	0	RABINOWICZ, JACK	OUTSTANDING

CHECK #	TYPE	CHECK AMT	CHECK DATE	VENDOR #	ADDRS #	VENDOR NAME	CHECK STATUS
403584	S	\$205.00	11/05/10	26388	0	RAUSCH, STURM, ISRAEL, ENERSON & HORNIK	OUTSTANDING
403585	S	\$30.00	11/05/10	27159	0	SAHU, MINAL	OUTSTANDING
403586	S	\$5002.47	11/05/10	09588	0	SAVAGE, CITY OF	OUTSTANDING
403587	S	\$292.50	11/05/10	26365	0	SCHENCK, MELISSA	OUTSTANDING
403588	S	\$255.00	11/05/10	24047	0	SCHMIDT, ANA	OUTSTANDING
403589	S	\$79.75	11/05/10	03196	6	SCHOLASTIC INC.	OUTSTANDING
403590	S	\$7378.11	11/05/10	07382	0	SCHOOL SERVICES EMPLOYEES LOCAL 284	OUTSTANDING
403591	S	\$1050.00	11/05/10	25227	0	SHAW, STACY	OUTSTANDING
403592	S	\$388.00	11/05/10	03660	0	SKATEVILLE	OUTSTANDING
403593	S	\$5753.01	11/05/10	22020	0	SPHERION CORPORATION	OUTSTANDING
403594	S	\$81.70	11/05/10	01599	1	STAR TRIBUNE	OUTSTANDING
403595	S	\$264.00	11/05/10	26874	0	SWAGGER, CHE	OUTSTANDING
403596	S	\$177427.00	11/05/10	08203	0	TIES	OUTSTANDING
403597	S	\$303.00	11/05/10	03986	0	TROPHY HOUSE, INC.	OUTSTANDING
403598	S	\$167.00	11/05/10	23463	7	UNITED STATES TREASURY	OUTSTANDING
403599	S	\$289.41	11/05/10	23463	10	UNITED STATES TREASURY	OUTSTANDING
403600	S	\$60.00	11/05/10	23463	11	UNITED STATES TREASURY	OUTSTANDING
403601	S	\$38.00	11/05/10	02813	1	US DEPARTMENT OF EDUCATION	OUTSTANDING
403602	S	\$70.00	11/05/10	20465	0	WANDER, LYNN JOA	OUTSTANDING
403603	S	\$9761.27	11/05/10	20007	0	WASTE MANAGEMENT	OUTSTANDING
403604	S	\$2350.00	11/05/10	24793	0	WATCH ME DRAW! LLC	OUTSTANDING
403605	S	\$274.25	11/05/10	04451	1	XEROX CORPORATION	OUTSTANDING
403606	S	\$9766.98	11/05/10	04451	7	XEROX CORPORATION	OUTSTANDING
403607			11/05/10	04451	0	UNISSUED	UNISSUED
403608			11/05/10	04451	0	UNISSUED	UNISSUED
403609	S	\$1012.58	11/05/10	04451	9	XEROX CORPORATION	OUTSTANDING
403610	S	\$103.15	11/05/10	04451	10	XEROX CORPORATION	OUTSTANDING
403611	S	\$567.00	11/12/10	05343	0	ACCENT PRINTING	OUTSTANDING
403612	S	\$283.13	11/12/10	00013	1	AMERICAN OCCUPATIONAL THERAPY ASSOCIATION	OUTSTANDING
403613	S	\$385.62	11/12/10	01365	0	AMERIPRIDE LINEN AND APPAREL SERVICES	OUTSTANDING
403614			11/12/10	01365	0	UNISSUED	UNISSUED
403615	S	\$151.26	11/12/10	00551	1	APPERSON	OUTSTANDING
403616	S	\$1100.84	11/12/10	00106	0	AQUA ENGINEERING, INC.	OUTSTANDING
403617	S	\$436.35	11/12/10	03178	1	AQUA LOGIC, INC.	OUTSTANDING
403618	S	\$1100.00	11/12/10	05941	1	ASPEN EQUIPMENT CO.	OUTSTANDING
403619	S	\$967.35	11/12/10	00386	1	BARNES & NOBLE INC	OUTSTANDING
403620	S	\$226.95	11/12/10	03931	0	BERRY COFFEE COMPANY	OUTSTANDING
403621	S	\$8080.86	11/12/10	00477	0	BIX PRODUCE COMPANY	OUTSTANDING
403622			11/12/10	00477	0	UNISSUED	UNISSUED
403623			11/12/10	00477	0	UNISSUED	UNISSUED
403624			11/12/10	00477	0	UNISSUED	UNISSUED
403625	S	\$221.84	11/12/10	00172	1	BLICK ART MATERIALS	OUTSTANDING
403626	S	\$47.66	11/12/10	00454	0	BRYAN ROCK PRODUCTS INC	OUTSTANDING
403627	S	\$4476.82	11/12/10	06201	1	C L BENSON COMPANY, INC.	OUTSTANDING
403628	S	\$1973.34	11/12/10	26502	0	CAL-TEX ELECTRIC, INC.	OUTSTANDING
403629	S	\$280.00	11/12/10	04122	0	CALCULATORS, INC.	OUTSTANDING
403630	S	\$392.80	11/12/10	00483	0	CASSIDY-TRICKER INDUSTRIAL SALES, INC.	OUTSTANDING
403631	S	\$5194.13	11/12/10	20289	1	CDW GOVERNMENT, INC.	OUTSTANDING
403632	S	\$638.98	11/12/10	25513	1	CHURCH OFFSET PRINTING, INC.	OUTSTANDING
403633	S	\$1632.50	11/12/10	00514	0	COMBUSTION HEAT & POWER, INC.	OUTSTANDING
403634	S	\$90.58	11/12/10	03866	0	CONTINENTAL CLAY COMPANY	OUTSTANDING
403635	S	\$62.25	11/12/10	00502	0	CORNERSTONE COPY CENTER	OUTSTANDING

CHECK #	TYPE	CHECK AMT	CHECK DATE	VENDOR #	ADDRS #	VENDOR NAME	CHECK STATUS
403636	S	\$108.38	11/12/10	00647	0	CROWN RENTAL, INC.	OUTSTANDING
403637	S	\$2188.32	11/12/10	00279	0	D.S.D., INC.	OUTSTANDING
403638			11/12/10	00279	0	UNISSUED	UNISSUED
403639	S	\$600.00	11/12/10	26142	0	DENNIS ENVIRONMENTAL OPERATIONS	OUTSTANDING
403640	S	\$171.74	11/12/10	00605	0	DOYLE SECURITY PRODUCTS	OUTSTANDING
403641	S	\$528.45	11/12/10	01064	0	EARL F. ANDERSEN & ASSOC., INC	OUTSTANDING
403642	S	\$181.43	11/12/10	03642	1	EDUCATORS OUTLET INC.	OUTSTANDING
403643	S	\$2171.30	11/12/10	01078	0	ELECTRO WATCHMAN, INC.	OUTSTANDING
403644	S	\$104.02	11/12/10	23054	1	FASTENAL	OUTSTANDING
403645	S	\$1309.49	11/12/10	08698	1	FERGUSON ENTERPRISES # 1657	OUTSTANDING
403646	S	\$79649.01	11/12/10	03328	0	FIRST STUDENT, INC.	OUTSTANDING
403647			11/12/10	03328	0	UNISSUED	UNISSUED
403648			11/12/10	03328	0	UNISSUED	UNISSUED
403649			11/12/10	03328	0	UNISSUED	UNISSUED
403650			11/12/10	03328	0	UNISSUED	UNISSUED
403651			11/12/10	03328	0	UNISSUED	UNISSUED
403652			11/12/10	03328	0	UNISSUED	UNISSUED
403653			11/12/10	03328	0	UNISSUED	UNISSUED
403654	S	\$37.84	11/12/10	04145	0	FREE SPIRIT PUBLISHING, INC.	OUTSTANDING
403655	S	\$726.09	11/12/10	03299	1	GL SPORTS, INC.	OUTSTANDING
403656	S	\$499.00	11/12/10	08530	1	GLOBAL EQUIPMENT CO. INC.	OUTSTANDING
403657	S	\$1808.98	11/12/10	04387	1	GRAINGER	OUTSTANDING
403658	S	\$1572.75	11/12/10	01478	1	GRAYBAR ELECTRIC COMPANY, INC.	OUTSTANDING
403659	S	\$68.25	11/12/10	00575	0	GROTH MUSIC COMPANY	OUTSTANDING
403660	S	\$2351.00	11/12/10	01641	0	H&B SPECIALIZED PRODUCTS, INC.	OUTSTANDING
403661	S	\$1744.35	11/12/10	01741	2	HARMON FULL SERVICE GROUP	OUTSTANDING
403662	S	\$3170.60	11/12/10	21184	1	HEWLETT-PACKARD COMPANY	OUTSTANDING
403663	S	\$764.99	11/12/10	09046	0	HI TECH REFRIGERATION	OUTSTANDING
403664	S	\$12170.00	11/12/10	09318	1	HILLYARD INC - MINNEAPOLIS	OUTSTANDING
403665			11/12/10	09318	0	UNISSUED	UNISSUED
403666			11/12/10	09318	0	UNISSUED	UNISSUED
403667	S	\$11010.00	11/12/10	02235	2	HM RECEIVABLES CO LLC	OUTSTANDING
403668	S	\$388.72	11/12/10	04818	0	HORIZON COMMERCIAL POOL SUPPLY	OUTSTANDING
403669	S	\$176.00	11/12/10	24274	1	INNOVATIVE OFFICE SOLUTIONS	OUTSTANDING
403670	S	\$145.00	11/12/10	01994	0	J&R SCHOOL SUPPLIES, INC.	OUTSTANDING
403671	S	\$5839.45	11/12/10	25037	1	J. AMERICA, INC.	OUTSTANDING
403672	S	\$100.98	11/12/10	03003	2	J.W. PEPPER & SON INC.	OUTSTANDING
403673	S	\$171.44	11/12/10	01134	0	JIM COOPERS TIRE & AUTO STORES	OUTSTANDING
403674	S	\$4627.53	11/12/10	05816	0	JOHN A. DAL SIN & SON, INC.	OUTSTANDING
403675	S	\$657.41	11/12/10	02058	1	JOHN HENRY FOSTER MINNESOTA, INC.	OUTSTANDING
403676	S	\$516.72	11/12/10	01434	0	KULLY SUPPLY, INC.	OUTSTANDING
403677	S	\$1325.16	11/12/10	05077	0	LOCKS SAFE, INC.	OUTSTANDING
403678	S	\$50562.79	11/12/10	02196	0	MACKIN BOOK COMPANY	OUTSTANDING
403679	S	\$1369.55	11/12/10	20328	0	MATERIALS PROCESSING CORPORATION	OUTSTANDING
403680	S	\$402.15	11/12/10	02395	0	MENARDS	OUTSTANDING
403681	S	\$207.50	11/12/10	26970	0	MIDWEST COMBUSTION CONTROLS	OUTSTANDING
403682	S	\$1680.00	11/12/10	07752	0	MILLER ELECTRIC, INC.	OUTSTANDING
403683	S	\$1845.00	11/12/10	09509	2	MINITEX	OUTSTANDING
403684	S	\$221.25	11/12/10	01596	13	MN DEPT OF EDUCATION	OUTSTANDING
403685	S	\$100.00	11/12/10	07914	0	MN DEPT OF LABOR AND INDUSTRY	OUTSTANDING
403686	S	\$10.00	11/12/10	02445	0	MN STATE HIGH SCHOOL LEAGUE	OUTSTANDING
403687	S	\$232.85	11/12/10	03519	0	NAPA AUTO PARTS	OUTSTANDING

CHECK #	TYPE	CHECK AMT	CHECK DATE	VENDOR #	ADDRS #	VENDOR NAME	CHECK STATUS
403688	S	\$157.74	11/12/10	01197	1	NEXT DAY GOURMET	OUTSTANDING
403689	S	\$400.00	11/12/10	27368	0	NICROS, INC.	OUTSTANDING
403690	S	\$3629.23	11/12/10	02489	1	OFFICE DEPOT COMPANY	OUTSTANDING
403691			11/12/10	02489	0	UNISSUED	UNISSUED
403692			11/12/10	02489	0	UNISSUED	UNISSUED
403693	S	\$442.17	11/12/10	02073	0	PARKE SYSTEM	OUTSTANDING
403694	S	\$890.67	11/12/10	03281	6	PEARSON EDUCATION	OUTSTANDING
403695	S	\$462.18	11/12/10	04796	1	PRAXAIR DISTRIBUTION INC	OUTSTANDING
403696	S	\$500.40	11/12/10	27392	0	PRO RIDER	OUTSTANDING
403697	S	\$109.50	11/12/10	24681	0	PROFESSIONAL WIRELESS COMMUNICATIONS	OUTSTANDING
403698	S	\$4549.94	11/12/10	21744	0	QUALITY AIR MECHANICAL, INC.	OUTSTANDING
403699	S	\$570.50	11/12/10	03409	0	R.M. COTTON COMPANY	OUTSTANDING
403700	S	\$110.49	11/12/10	05511	0	RED WING SHOE STORE	OUTSTANDING
403701	S	\$49.50	11/12/10	21851	0	RED WING SHOE STORE	OUTSTANDING
403702	S	\$1362.77	11/12/10	03339	1	ROTO-ROOTER	OUTSTANDING
403703	S	\$109.73	11/12/10	03196	6	SCHOLASTIC INC.	OUTSTANDING
403704	S	\$302.08	11/12/10	03537	1	SCHOOL HEALTH SUPPLY CO., INC.	OUTSTANDING
403705	S	\$384.14	11/12/10	25097	1	SCHOOL SPECIALTY INC	OUTSTANDING
403706	S	\$98.45	11/12/10	03745	2	SHERWIN-WILLIAMS	OUTSTANDING
403707	S	\$38.49	11/12/10	03405	0	SHURAIL SUPPLY CO.	OUTSTANDING
403708	S	\$215.26	11/12/10	02217	1	SIEMENS BUILDING TECHNOLOGIES, INC.	OUTSTANDING
403709	S	\$1026.90	11/12/10	03587	1	SIMPLEX GRINNELL	OUTSTANDING
403710	S	\$23.95	11/12/10	08538	1	SOCIAL STUDIES SCHOOL SERVICE	OUTSTANDING
403711	S	\$2734.84	11/12/10	22907	1	SOLUTIONS4SURE.COM, INC.	OUTSTANDING
403712	S	\$285.76	11/12/10	03689	0	STATE SUPPLY CO., INC.	OUTSTANDING
403713	S	\$1285.46	11/12/10	24601	0	TOTAL MECHANICAL SERVICES, INC.	OUTSTANDING
403714	S	\$348.32	11/12/10	04037	1	TRIARCO ARTS & CRAFTS	OUTSTANDING
403715	S	\$6836.38	11/12/10	03802	0	TRIO SUPPLY	OUTSTANDING
403716			11/12/10	03802	0	UNISSUED	UNISSUED
403717	S	\$354.00	11/12/10	04498	1	TRUGREEN-BURNSVILLE 5025	OUTSTANDING
403718	S	\$7104.00	11/12/10	05900	0	UNIQUE SOFTWARE CORPORATION	OUTSTANDING
403719	S	\$55145.42	11/12/10	04417	1	US FOODSERVICE	OUTSTANDING
403720			11/12/10	04417	0	UNISSUED	UNISSUED
403721			11/12/10	04417	0	UNISSUED	UNISSUED
403722			11/12/10	04417	0	UNISSUED	UNISSUED
403723			11/12/10	04417	0	UNISSUED	UNISSUED
403724	S	\$232.94	11/12/10	04282	0	USI, INC.	OUTSTANDING
403725	S	\$178.37	11/12/10	03345	1	VALLEY NATIONAL GASES	OUTSTANDING
403726	S	\$1382.50	11/12/10	25776	0	VEOLIA ENVIRONMENTAL SERVICES	OUTSTANDING
403727	S	\$100.00	11/12/10	27393	0	VERSATILE VEHICLES, INC.	OUTSTANDING
403728	S	\$279.00	11/12/10	04195	1	VIKING AUTOMATIC SPRINKLER COMPANY	OUTSTANDING
403729	S	\$535.50	11/12/10	04243	1	VIKING ELECTRIC SUPPLY, INC.	OUTSTANDING
403730	S	\$721.20	11/12/10	04204	2	VIRCO INC	OUTSTANDING
403731	S	\$1774.78	11/12/10	04563	0	WENZEL PLYMOUTH PLUMBING	OUTSTANDING
403732	S	\$194.00	11/12/10	04451	7	XEROX CORPORATION	OUTSTANDING
403733	S	\$2625.00	11/12/10	26801	0	XTREME TREE TEAM, INC.	OUTSTANDING
403734	S	\$1573.98	11/12/10	04566	0	ZIEGLER INC.	OUTSTANDING

TOTAL # OF ISSUED CHECKS: 948 TOTAL AMOUNT 2687966.09

TOTAL # OF VOIDED CHECKS: 1 TOTAL AMOUNT 5.25

REPORT: CHECKREG 008 NON-DETAILED CHECK R RUN: MON 110810 15:05 PAGE 22
Burnsville-Eagan-Savage ISD191
CHECK REGISTER FOR BANK 01 - US BANK
CHECK RANGE: 40 - 40

CHECK #	TYPE	CHECK AMT	CHECK DATE	VENDOR #	ADDRS #	VENDOR NAME	CHECK STATUS
---------	------	-----------	------------	----------	---------	-------------	--------------

TOTAL # OF UNISSUED CHECKS:			138				
-----------------------------	--	--	-----	--	--	--	--

CHECK #	TYPE	CHECK AMT	CHECK DATE	VENDOR #	ADDRS #	VENDOR NAME	CHECK STATUS
1001704	E	\$72.59	10/06/10	88888	17210	ACKERMAN, BRIANNA M	OUTSTANDING
1001705	E	\$46.83	10/06/10	88888	15982	ANDERSON, BJORN RS	OUTSTANDING
1001706	E	\$85.00	10/06/10	88888	8188	ANDERSON, SUZANNE E	OUTSTANDING
1001707	E	\$45.13	10/06/10	88888	16422	BEACH, NICHOLIS J	OUTSTANDING
1001708	E	\$54.70	10/06/10	88888	4715	BROWN, THOMAS G.	OUTSTANDING
1001709	E	\$22.00	10/06/10	88888	4467	BARLAGE, SUSAN	OUTSTANDING
1001710	E	\$42.75	10/06/10	88888	17218	DEERING, BETSY M	OUTSTANDING
1001711	E	\$72.00	10/06/10	88888	17312	DURAN, MARY	OUTSTANDING
1001712	E	\$63.70	10/06/10	88888	11374	FRATZKE, JAYNE M	OUTSTANDING
1001713	E	\$31.92	10/06/10	88888	13189	FACE, JENNIFER L	OUTSTANDING
1001714	E	\$91.27	10/06/10	88888	9622	FEELY, PATRICK B	OUTSTANDING
1001715	E	\$130.70	10/06/10	88888	4110	GOETZ, DEBORAH E	OUTSTANDING
1001716	E	\$103.35	10/06/10	88888	8128	GIERADA, BARBARA L	OUTSTANDING
1001717	E	\$534.60	10/06/10	88888	13202	HRIMNAK, SANDI J	OUTSTANDING
1001718	E	\$34.50	10/06/10	88888	17301	IZEA-MARTINEZ, IVETTE	OUTSTANDING
1001719	E	\$68.50	10/06/10	88888	14479	KIBLER, JEANNE	OUTSTANDING
1001720	E	\$28.74	10/06/10	88888	1154	KLAUSLER, THOMAS	OUTSTANDING
1001721	E	\$83.65	10/06/10	88888	16789	KRONABETTER, JULIE	OUTSTANDING
1001722	E	\$200.00	10/06/10	88888	16188	KLOECKL, SARAH ANN	OUTSTANDING
1001723	E	\$43.70	10/06/10	88888	2257	LIPPERT, MARY E	OUTSTANDING
1001724	E	\$25.95	10/06/10	88888	5733	LAWRENCE, ROELY	OUTSTANDING
1001725	E	\$101.96	10/06/10	88888	10819	MAIDMENT, LORI	OUTSTANDING
1001726	E	\$10.00	10/06/10	88888	17295	MCGRUDER, RACHELLE R	OUTSTANDING
1001727	E	\$150.11	10/06/10	88888	11073	MEYER, CHAD	OUTSTANDING
1001728	E	\$814.70	10/06/10	88888	16544	O'LEARY, TIMOTHY J	OUTSTANDING
1001729	E	\$71.25	10/06/10	88888	17003	OLSON, ANGELA JOY	OUTSTANDING
1001730	E	\$51.65	10/06/10	88888	16624	PERRY, JESSICA A	OUTSTANDING
1001731	E	\$343.94	10/06/10	88888	12451	ROBLES, MICHELLE R	OUTSTANDING
1001732	E	\$504.80	10/06/10	88888	17128	SHULMAN, ELLEN M	OUTSTANDING
1001733	E	\$47.15	10/06/10	88888	10823	SMOLKE, ANGELA S C	OUTSTANDING
1001734	E	\$70.40	10/06/10	88888	16021	STREET, CHERYL K	OUTSTANDING
1001735	E	\$30.00	10/06/10	88888	15695	THOMPSON, HYE-JEONG M	OUTSTANDING
1001736	E	\$53.02	10/06/10	88888	15015	TREKELL, TERESE	OUTSTANDING
1001737	E	\$195.39	10/06/10	88888	11330	WEBBER, JEFFREY	OUTSTANDING
1001738	E	\$62.00	10/06/10	88888	13905	WENDLING, PAULA L	OUTSTANDING
1001739	E	\$161.74	10/06/10	88888	9625	WITTSTRUCK, JAMES	OUTSTANDING
1001740	E	\$110.00	10/06/10	88888	17247	WOOD, KIMBERLY R	OUTSTANDING
1001741	E	\$280.08	10/06/10	88888	17297	WRIGHT, LEA A	OUTSTANDING
1001742	E	\$15.75	10/13/10	88888	16566	ALVARADO, ANGEL	OUTSTANDING
1001743	E	\$40.00	10/13/10	88888	15369	BRAUN, SUSAN H	OUTSTANDING
1001744	E	\$33.00	10/13/10	88888	17214	BATES, DANIEL W	OUTSTANDING
1001745	E	\$101.12	10/13/10	88888	13504	BEANE, KATHY D	OUTSTANDING
1001746	E	\$355.68	10/13/10	88888	9748	BLAIR, FRANCES M.	OUTSTANDING
1001747	E	\$87.30	10/13/10	88888	17208	BARENBAUM, MELISSA	OUTSTANDING
1001748	E	\$71.00	10/13/10	88888	16899	BLACK, DIANE M	OUTSTANDING
1001749	E	\$34.25	10/13/10	88888	14963	BROADY, JOANNE	OUTSTANDING
1001750	E	\$240.80	10/13/10	88888	8725	BORNE, SUSAN R	OUTSTANDING
1001751	E	\$313.19	10/13/10	88888	13364	CHRISTIAN, DAVID	OUTSTANDING
1001752	E	\$16.20	10/13/10	88888	17299	COLLIGNON, AMBER	OUTSTANDING
1001753	E	\$178.75	10/13/10	88888	12806	CORBAY, STEPHANIE A	OUTSTANDING
1001754	E	\$88.50	10/13/10	88888	17322	CZAPAR, KELLY N	OUTSTANDING
1001755	E	\$90.33	10/13/10	88888	10591	DAY, RANDELL	OUTSTANDING

CHECK #	TYPE	CHECK AMT	CHECK DATE	VENDOR #	ADDRS #	VENDOR NAME	CHECK STATUS
1001756	E	\$152.15	10/13/10	88888	15808	ESPINOZA, CYNTHIA L	OUTSTANDING
1001757	E	\$25.00	10/13/10	88888	15682	GONZALEZ, MEGAN	OUTSTANDING
1001758	E	\$10.00	10/13/10	88888	17224	GLAVAS, MELISSA L	OUTSTANDING
1001759	E	\$40.00	10/13/10	88888	9093	JACKSON, DEBORAH K	OUTSTANDING
1001760	E	\$11.80	10/13/10	88888	16004	JORGENSEN, SHANNON E	OUTSTANDING
1001761	E	\$30.83	10/13/10	88888	1154	KLAUSLER, THOMAS	OUTSTANDING
1001762	E	\$34.70	10/13/10	88888	14118	KOMAR, KAREN K	OUTSTANDING
1001763	E	\$24.30	10/13/10	88888	17304	LARSON, RACHAEL M	OUTSTANDING
1001764	E	\$35.00	10/13/10	88888	15476	MARCHESSAULT, PATRICK	OUTSTANDING
1001765	E	\$266.00	10/13/10	88888	17146	MCDONALD, PATRICIA A	OUTSTANDING
1001766	E	\$350.00	10/13/10	88888	13149	MIRS, LAUREL	OUTSTANDING
1001767	E	\$141.50	10/13/10	88888	15112	NELSON, TARA A	OUTSTANDING
1001768	E	\$206.50	10/13/10	88888	13692	NIEMIEC, ALICIA	OUTSTANDING
1001769	E	\$26.28	10/13/10	88888	13431	PAETZOLD, ROBERT JAMES	OUTSTANDING
1001770	E	\$200.25	10/13/10	88888	17237	PETERSON, KAYLA K	OUTSTANDING
1001771	E	\$70.86	10/13/10	88888	16687	PODOMINICK, MARGARET A	OUTSTANDING
1001772	E	\$94.50	10/13/10	88888	9670	ROBOLE, VICKI M	OUTSTANDING
1001773	E	\$185.95	10/13/10	88888	4356	SIMON, GLENN D.	OUTSTANDING
1001774	E	\$70.16	10/13/10	88888	16905	STAPLES, DANIELLE M	OUTSTANDING
1001775	E	\$45.30	10/13/10	88888	16376	SWEENEY, MICHAEL J	OUTSTANDING
1001776	E	\$57.35	10/13/10	88888	16064	TAYLOR, REBECCA D	OUTSTANDING
1001777	E	\$25.61	10/13/10	88888	7858	WARMKA, CHERI R	OUTSTANDING
1001778	E	\$222.33	10/13/10	88888	16543	WILLIAMS, ROXANNE J	OUTSTANDING
1001779	E	\$75.00	10/13/10	88888	10057	WILSON, GRACE	OUTSTANDING
1001780	E	\$8.95	10/13/10	88888	15030	WRIGHT, KARI L	OUTSTANDING
1001781	E	\$47.90	10/13/10	88888	17127	WRUCKE, PATRICIA A	OUTSTANDING
1001782	E	\$31.48	10/13/10	88888	17248	YATES, PATRICIA A	OUTSTANDING
1001783	W	\$68621.83	06/30/02	03026	0	P.E.R.A.	OUTSTANDING
1001784	E	\$100.00	10/20/10	88888	16894	BOUSU, MOLLIE J	OUTSTANDING
1001785	W	\$75.10	06/30/02	04303	0	WILLIAM BYRNE ELEM. SCHOOL	OUTSTANDING
1001786	E	\$290.00	10/20/10	88888	9363	BIEN, BERNADETTE L	OUTSTANDING
1001787	E	\$34.67	10/20/10	88888	11833	DOUGLAS, LORI	OUTSTANDING
1001788	E	\$37.84	10/20/10	88888	9689	FINN, FAY E	OUTSTANDING
1001789	E	\$222.52	10/20/10	88888	9689	FINN, FAY E	OUTSTANDING
1001790	E	\$15.00	10/20/10	88888	17236	GABBERT, LINLEY K	OUTSTANDING
1001791	E	\$75.00	10/20/10	88888	10045	HEID, DEBRA L	OUTSTANDING
1001792	E	\$214.75	10/20/10	88888	8309	HENDRIX, EUGENIA M	OUTSTANDING
1001793	E	\$32.20	10/20/10	88888	12139	HIMRICH, JOANNE M	OUTSTANDING
1001794	E	\$97.93	10/20/10	88888	12367	KAUFMAN, MARGARET M	OUTSTANDING
1001795	E	\$17.18	10/20/10	88888	11811	KRUGER, PAULETTE D	OUTSTANDING
1001796	E	\$303.50	10/20/10	88888	7268	MESARCHIK, MARY L	OUTSTANDING
1001797	E	\$9.00	10/20/10	88888	17295	MCGRUDER, RACHELLE R	OUTSTANDING
1001798	E	\$64.51	10/20/10	88888	14605	MCKANE, MICHELLE M	OUTSTANDING
1001799	E	\$62.00	10/20/10	88888	16853	MACHELSKI, ROSE MARIE	OUTSTANDING
1001800	E	\$65.87	10/20/10	88888	10140	MACKEY, GALE M	OUTSTANDING
1001801	E	\$98.00	10/20/10	88888	16501	NESS, KAREN M	OUTSTANDING
1001802	E	\$30.48	10/20/10	88888	15386	ORLICH-SULLIVAN, MEGAN	OUTSTANDING
1001803	E	\$20.20	10/20/10	88888	16318	PEDERSEN, SARAH R	OUTSTANDING
1001804	E	\$72.90	10/20/10	88888	11543	RUHLAND, MARIA	OUTSTANDING
1001805	E	\$39.50	10/20/10	88888	13654	ROBB, BRADLEY E	OUTSTANDING
1001806	E	\$27.30	10/20/10	88888	13144	ROLF, BRENDA J	OUTSTANDING
1001807	E	\$40.00	10/20/10	88888	11230	STICHA, JAYNE	OUTSTANDING

CHECK #	TYPE	CHECK AMT	CHECK DATE	VENDOR #	ADDRS #	VENDOR NAME	CHECK STATUS
1001808	E	\$185.00	10/20/10	88888	14961	SPRY, KARIE	OUTSTANDING
1001809	E	\$118.50	10/20/10	88888	16213	STAHLY, JANICE	OUTSTANDING
1001810	E	\$30.99	10/20/10	88888	6855	SCHILLING, PAM A	OUTSTANDING
1001811	E	\$23.80	10/20/10	88888	6855	SCHILLING, PAM A	OUTSTANDING
1001812	E	\$2.34	10/20/10	88888	12488	SCHUUR, MYRON G	OUTSTANDING
1001813	E	\$38.47	10/20/10	88888	16064	TAYLOR, REBECCA D	OUTSTANDING
1001814	E	\$53.95	10/20/10	88888	16616	TAPPER, COURTNEY AH	OUTSTANDING
1001815	E	\$100.96	10/20/10	88888	15911	WILLSON, DAWN M	OUTSTANDING
1001816	E	\$46.00	10/27/10	88888	6956	ASHLEY, MARY K	OUTSTANDING
1001817	E	\$29.39	10/27/10	88888	11018	BARRETT, MARY LU	OUTSTANDING
1001818	E	\$16.80	10/27/10	88888	16823	BUNKERS, KATHLEEN K	OUTSTANDING
1001819	E	\$400.00	10/27/10	88888	16560	CLEGG, RANDALL B	OUTSTANDING
1001820	E	\$587.15	10/27/10	88888	10591	DAY, RANDELL	OUTSTANDING
1001821	E	\$108.75	10/27/10	88888	14219	GRIES, BRENDA J	OUTSTANDING
1001822	E	\$61.50	10/27/10	88888	7399	GILES, SHARI M THEIS	OUTSTANDING
1001823	E	\$146.10	10/27/10	88888	8128	GIERADA, BARBARA L	OUTSTANDING
1001824	E	\$65.00	10/27/10	88888	16438	HALL, DAWN M	OUTSTANDING
1001825	E	\$33.52	10/27/10	88888	10073	HOWARD, SHIRLEY	OUTSTANDING
1001826	E	\$25.05	10/27/10	88888	13422	KRZEWKI, CATHERINE D	OUTSTANDING
1001827	E	\$27.96	10/27/10	88888	9760	KUZIEJ, JANET L	OUTSTANDING
1001828	E	\$71.09	10/27/10	88888	16596	KAISERSHOT, STACY	OUTSTANDING
1001829	E	\$18.00	10/27/10	88888	4964	LEBEAU, MARIDEE DIANNE	OUTSTANDING
1001830	E	\$67.00	10/27/10	88888	14243	LAQUA, NANCY	OUTSTANDING
1001831	E	\$67.00	10/27/10	88888	15943	LEACH, CHARLOTTE	OUTSTANDING
1001832	E	\$34.87	10/27/10	88888	16679	MARTIN, ANGELA R	OUTSTANDING
1001833	E	\$232.92	10/27/10	88888	9501	MOSEY, PATRICIA	OUTSTANDING
1001834	E	\$17.40	10/27/10	88888	11739	PARISEAU, MARCIA L	OUTSTANDING
1001835	E	\$23.32	10/27/10	88888	6855	SCHILLING, PAM A	OUTSTANDING
1001836	E	\$119.83	10/27/10	88888	16046	STRAHOTA, SARA J	OUTSTANDING
1001837	E	\$88.72	10/27/10	88888	7858	WARMKA, CHERI R	OUTSTANDING
1001838	E	\$14.20	10/27/10	88888	17127	WRUCKE, PATRICIA A	OUTSTANDING
1001839	E	\$22.62	11/04/10	88888	8188	ANDERSON, SUZANNE E	OUTSTANDING
1001840	E	\$40.00	11/04/10	88888	15549	BECKER, BRENDA S	OUTSTANDING
1001841	E	\$52.15	11/04/10	88888	15375	BIRCH, NANCY A	OUTSTANDING
1001842	E	\$30.00	11/04/10	88888	17214	BATES, DANIEL W	OUTSTANDING
1001843	E	\$33.00	11/04/10	88888	4715	BROWN, THOMAS G.	OUTSTANDING
1001844	E	\$34.80	11/04/10	88888	7298	BRENNAN, CAROL ANN	OUTSTANDING
1001845	E	\$37.95	11/04/10	88888	13413	COLEMAN, COLLEEN M	OUTSTANDING
1001846	E	\$40.50	11/04/10	88888	17218	DEERING, BETSY M	OUTSTANDING
1001847	E	\$53.34	11/04/10	88888	17218	DEERING, BETSY M	OUTSTANDING
1001848	E	\$75.15	11/04/10	88888	16608	DITMARSEN, SANDRA L	OUTSTANDING
1001849	E	\$238.55	11/04/10	88888	14969	DEMPSEY, JODI JEAN	OUTSTANDING
1001850	E	\$206.15	11/04/10	88888	15808	ESPINOZA, CYNTHIA L	OUTSTANDING
1001851	E	\$198.70	11/04/10	88888	9689	FINN, FAY E	OUTSTANDING
1001852	E	\$7.00	11/04/10	88888	11971	GOODING, DIANE	OUTSTANDING
1001853	E	\$25.00	11/04/10	88888	15682	GONZALEZ, MEGAN	OUTSTANDING
1001854	E	\$75.00	11/04/10	88888	14501	HARRISON, STACY LYNN	OUTSTANDING
1001855	E	\$475.20	11/04/10	88888	13202	HRIMNAK, SANDI J	OUTSTANDING
1001856	E	\$176.78	11/04/10	88888	13378	HAPPE, NICOLE	OUTSTANDING
1001857	E	\$16.10	11/04/10	88888	14479	KIBLER, JEANNE	OUTSTANDING
1001858	E	\$71.08	11/04/10	88888	8797	KNOTT, KELLY S	OUTSTANDING
1001859	E	\$105.28	11/04/10	88888	16167	KNUTSON, CHRISTINE	OUTSTANDING

CHECK #	TYPE	CHECK AMT	CHECK DATE	VENDOR #	ADDRS #	VENDOR NAME	CHECK STATUS
1001860	E	\$40.00	11/04/10	88888	6171	LARSON, ARLENE R	OUTSTANDING
1001861	E	\$130.69	11/04/10	88888	17232	LESLIE, CATHERINE A	OUTSTANDING
1001862	E	\$13.04	11/04/10	88888	12123	LARSON, JANICE	OUTSTANDING
1001863	E	\$46.70	11/04/10	88888	12875	MATHEWS, STEPHANIE A	OUTSTANDING
1001864	E	\$36.60	11/04/10	88888	14000	MCCLELLAN, MELISSA E	OUTSTANDING
1001865	E	\$79.60	11/04/10	88888	14130	MCCROSKEY, SHARI	OUTSTANDING
1001866	E	\$28.34	11/04/10	88888	8086	NEPSUND, JEFF L	OUTSTANDING
1001867	E	\$18.88	11/04/10	88888	8847	PELINKA, RAEANN	OUTSTANDING
1001868	E	\$4.22	11/04/10	88888	10584	SCHUMANN, PATRICIA	OUTSTANDING
1001869	E	\$110.65	11/04/10	88888	4356	SIMON, GLENN D.	OUTSTANDING
1001870	E	\$34.85	11/04/10	88888	10823	SMOLKE, ANGELA S C	OUTSTANDING
1001871	E	\$55.92	11/04/10	88888	9891	THONE, JUDY L	OUTSTANDING
1001872	E	\$46.50	11/04/10	88888	13905	WENDLING, PAULA L	OUTSTANDING
TOTAL # OF ISSUED CHECKS:			169	TOTAL AMOUNT		85278.54	
TOTAL # OF VOIDED CHECKS:			0	TOTAL AMOUNT		0.00	
TOTAL # OF UNISSUED CHECKS:			0				

CHECK #	TYPE	CHECK AMT	CHECK DATE	VENDOR #	ADDRS #	VENDOR NAME	CHECK STATUS
100445	S	\$46365.60	10/14/10	26500	0	ARMSTRONG TORSETH SKOLD & RYDEEN INC.	OUTSTANDING
100446	S	\$82576.88	10/14/10	24553	0	EBERT CONSTRUCTION	OUTSTANDING
100447	S	\$1354.25	10/28/10	26325	1	JQP, INC.	OUTSTANDING
100448	S	\$4053.00	10/28/10	04349	0	WHEELER HARDWARE CO.	OUTSTANDING
100449	S	\$8733.60	10/28/10	09685	0	WOLD ARCHITECTS & ENGINEERS	OUTSTANDING
TOTAL # OF ISSUED CHECKS:			5	TOTAL AMOUNT		143083.33	
TOTAL # OF VOIDED CHECKS:			0	TOTAL AMOUNT		0.00	
TOTAL # OF UNISSUED CHECKS:			0				

INDEPENDENT SCHOOL DISTRICT 191
Burnsville-Eagan-Savage
Business Office

TO: Members of the School Board

FROM: Lisa K. Rider, Executive Director of Business Services

DATE: November 18, 2010

RE: Budget Analysis for the Month Ending October, 2010

RECOMMENDATION: That the Board accept the Budget Analysis for the Month ending October 31, 2010.

The October Budget Reports are presented for Board information and review. The reports indicate that year-to-date expenditures plus encumbrances in all funds total \$32,135,898.85 or 21.38% of the Adopted Budgets. Year-to-date revenue in all funds total \$48,751,886.37 or 33.53% of the Revised Budgets.

Additional financial reports and summaries to are provided to allow monthly monitoring of the budget. With respect to Revenue, we are furnishing two reports:

Revenue Summary By Fund
Revenue Summary By Source

Four expenditure reports are included in the board packet as follows:

Expenditure Summary By Fund
Expenditure By Object
Expenditure By Program
Expenditure By Building

All of the reports show last year's actual figures, this year's budget and this year's activity to date. Additional detail is available on request.

To assist the Board in monitoring monthly financial activity and to help identify budget-to-actual deviations, graphs have been developed as follows:

Cash and Investments By Month for Last year and Current year
General Fund Revenues Year-to-Date for Last year and Current year
All Funds Revenue Year-to-Date for Last year and Current year
General Fund Expenditures Year-to-Date for Last year and Current year
All Funds Expenditure Year-to-Date for Last year and Current year

All of the reports and graphs are presented on a monthly basis together with comments regarding identified deviations or unanticipated occurrences. I would be glad to answer any questions regarding these reports.

STATEMENT OF REVENUE

DIST 0191 Burnsville-Eagan-Savage ISD191 ACCOUNTING PERIOD 10/01/10 TO 10/31/10

ACCT STATUS: Active and Next Year Accts ACCOUNT RANGES: 01 TO 99-999
 ZERO BALANCES: Suppress Zero Balances
 SORTED BY: ACCOUNT FD ORG
 SUBTOTALLED BY: ACCOUNT FD
 SERIES TOTALS: <None Selected>
 PAGE BREAK ON: <None Selected>

FD	PRIOR YEAR ACTUAL	< REVISED BUDGET	10/01/10 10/31/10	FISCAL YEAR 201007 RECEIVED THRU 10/31/10	REMAINING ON 10/31/10	PERCENT REMAINING
01 GENERAL	110,681,782.05	107,363,703	14,080,635.69	44,402,827.25	62,960,875.75	58.64 %
02 FOOD SERVICE	4,399,632.71	4,000,604	14,803.80	24,244.11	3,976,359.89	99.39 %
04 COMMUNITY SERVICE	6,673,727.18	6,691,619	631,138.45	2,621,301.96	4,070,317.04	60.82 %
06 CAPITAL PROJECTS	1,704,906.63	40,000	185.15	451.03	39,548.97	98.87 %
07 DEBT SERVICE	7,006,152.81	6,970,962	522,489.41	1,213,800.53	5,757,161.47	82.58 %
08 FLEX BENEFIT FUND	897,474.38	925,000	85,373.20	152,030.54	772,969.46	83.56 %
09 SCHOLARSHIP FUND	62,202.84	33,300	270.00-	270.00-	33,570.00	100.81 %
10 PRIN EARLY RET INS FUND	0.00	45,750	0.00	0.00	45,750.00	100.00 %
11 RHEAUME EDUCATIONAL FUND	15.32	100	0.00	0.00	100.00	100.00 %
12 K ROGERS SCHOLARSHIP	16.44	0	0.00	0.00	0.00	0.00 %
15 CAFE	73,324.48	94,733	8,039.05	21,536.70	73,196.30	77.26 %
20 ISF - DENTAL	900,398.65	963,000	0.00	0.00	963,000.00	100.00 %
21 ISF - POST RETIREMENT BENEFITS	3,097,616.40	657,500	0.00	0.00	657,500.00	100.00 %
22 ISF - HEALTH SELECT 105	2,638,341.58	13,393,410	0.00	0.00	13,393,410.00	100.00 %
25 OPEB REVOCABLE TRUST	1,112,089.22	2,049,000	48,945.24	315,964.25	1,733,035.75	84.57 %

STATEMENT OF REVENUE
 DIST 0191 Burnsville-Eagan-Savage ISD191 ACCOUNTING PERIOD 10/01/10 TO 10/31/10

FD	PRIOR YEAR	REVIS	10/01/10	FISCAL YEAR 201007 RECEIVED THRU 10/31/10	REMAINING ON 10/31/10	PERCENT REMAINING
47	ACTUAL	BUDGET	10/31/10			
47	POST EMPLOYMENT BENEFITS	0.00	2,026,283	0.00	0.00	2,026,283.00 100.00 %
*** REPORT TOTALS:		139,247,680.69	145,254,964	15,391,339.99	48,751,886.37	96,503,077.63 66.43 %

BURNSVILLE-EAGAN-SAVAGE

Independent School District 191

DISTRICT REVENUES

BY

SOURCE

WITHIN FUND

October, 2010

ACCT STATUS: Active and Next Year Accts ACCOUNT RANGES: 01 TO 99-999-999-999-999
 ZERO BALANCES: Suppress Zero Balances
 SORTED BY: ACCOUNT FD SRC
 SUBTOTALLED BY: ACCOUNT FD SRC
 SERIES TOTALS: <None Selected>
 PAGE BREAK ON: FUND

SRC FD	PRIOR YEAR ACTUAL	REVISD BUDGET	07/01/10 10/31/10	FISCAL YEAR 201007 RECEIVED THRU 10/31/10	REMAINING ON 10/31/10	PERCENT REMAINING
001 MAINTENANCE LEVY	20,898,071.09	20,989,690	7,778,134.91	7,778,134.91	13,211,555.09	62.94 %
004 TAX INCREMENT FINANCE - TIF	482.88	0	0.00	0.00	0.00	0.00 %
009 FISCAL DISPARITIES	2,904,731.76	2,952,778	63,710.63	63,710.63	2,889,067.37	97.84 %
010 COUNTY APPORTIONMENT	250,714.81	0	115,729.20	115,729.20	115,729.20-	0.00 %
019 MISC LOCAL TAXES	44,277.83	0	0.00	0.00	0.00	0.00 %
021 TUITION MN SCHL DIST	163,189.17	0	2,196.25	2,196.25	2,196.25-	0.00 %
050 FEES	524,191.30	0	147,470.09	147,470.09	147,470.09-	0.00 %
060 ADMISSION	215,666.32	0	91,657.42	91,657.42	91,657.42-	0.00 %
071 MEDICAL ASSIST REVENUE	136,156.04	80,000	34,427.59	34,427.59	45,572.41	56.96 %
091 INTEREST EARNINGS-ESCROW AGENT	42.96	0	0.00	0.00	0.00	0.00 %
092 INTEREST EARNINGS	102,456.16	0	19,857.99	19,857.99	19,857.99-	0.00 %
093 RENTAL OF FACILITIES	110,863.13	0	41,766.56	41,766.56	41,766.56-	0.00 %
096 GIFTS & BEQUESTS	217,590.20	0	148,644.25	148,644.25	148,644.25-	0.00 %
099 MISC LOCAL REVENUE	568,611.72	516,095	131,750.61	131,750.61	384,344.39	74.47 %
201 ENDOWMENT AID	293,886.07	0	142,295.82	142,295.82	142,295.82-	0.00 %

SRC FD	PRIOR YEAR ACTUAL	REVISED BUDGET	07/01/10 10/31/10	FISCAL YEAR 201007 RECEIVED THRU 10/31/10	REMAINING ON 10/31/10	PERCENT REMAINING
211 GENERAL EDUCATION AID	57,458,585.13	62,673,719	25,851,769.60	25,851,769.60	36,821,949.40	58.75 %
213 FND AID-SHARED TIME	26,337.36	20,000	0.00	0.00	20,000.00	100.00 %
227 ABATEMENT AID	1,234.73	0	1,223.33	1,223.33	1,223.33-	0.00 %
234 HOMESTEAD MKT VAL CREDIT	296,851.17	296,851	80,149.76	80,149.76	216,701.24	73.00 %
258 STATE-OTHER CREDITS	3,210.20	3,143	866.66	866.66	2,276.34	72.42 %
300 STATE AID & GRANTS	3,129,030.55	2,925,022	1,041,879.86	1,041,879.86	1,883,142.14	64.38 %
360 STATE-SPECIAL ED	11,752,427.25	11,774,734	5,275,694.02	5,275,694.02	6,499,039.98	55.19 %
369 REVENUE FR OTH ST AGENCIES	4,249.00	0	767.00	767.00	767.00-	0.00 %
370 MISC CFL/SBVTE	63,461.49	15,000	40,882.43	40,882.43	25,882.43-	172.54-%
400 FED AIDS & GRANTS	11,254,740.90	4,880,227	3,340,146.66	3,340,146.66	1,540,080.34	31.55 %
405 FED AID THRU OTHER AGENCIES	118,039.80	136,444	0.00	0.00	136,444.00	100.00 %
421 94-142-PRE SCH INC	7,155.02	0	0.00	0.00	0.00	0.00 %
621 SALE OF MAT. PUR FOR RESALE	132,956.75	100,000	51,806.61	51,806.61	48,193.39	48.19 %
625 INSURANCE RECOVERY	2,571.26	0	0.00	0.00	0.00	0.00 %
*** 01 GENERAL	110,681,782.05	107,363,703	44,402,827.25	44,402,827.25	62,960,875.75	58.64 %

SRC FD	PRIOR YEAR ACTUAL	REVISED BUDGET	07/01/10 10/31/10	FISCAL YEAR 201007 RECEIVED THRU 10/31/10	REMAINING ON 10/31/10	PERCENT REMAINING
092 INTEREST	2,993.87	18,000	0.00	0.00	18,000.00	100.00 %
099 MISC LOCAL REVENUE	4,021.13	0	4,340.95	4,340.95	4,340.95-	0.00 %
319 STATE AID	160,500.95	126,334	0.00	0.00	126,334.00	100.00 %
400 FED AIDS & GRANTS	26,000.00	0	0.00	0.00	0.00	0.00 %
471 FEDERAL AID	244,508.68	225,700	0.00	0.00	225,700.00	100.00 %
472 FREE/REDUCED AID	1,121,609.58	1,026,200	0.00	0.00	1,026,200.00	100.00 %
473 COMMODITY CASH REBATES	66,336.71	60,000	10,471.42	10,471.42	49,528.58	82.54 %
474 COMMODITY DIST PROG	118,127.65	135,000	0.00	0.00	135,000.00	100.00 %
475 SPECIAL MILK PROGRAM	1,861.44	1,850	0.00	0.00	1,850.00	100.00 %
476 FED SCH BREAKFAST PRG	303,640.61	269,100	0.00	0.00	269,100.00	100.00 %
601 SALES TO PUPILS	2,237,736.94	2,067,550	692.88	692.88	2,066,857.12	99.96 %
606 SALES TO ADULTS	40,869.60	37,720	0.00	0.00	37,720.00	100.00 %
608 SPEC FUNCTION-FOOD	67,169.55	33,150	8,485.36	8,485.36	24,664.64	74.40 %
621 SALE SVCS/RESALE MAT	0.00	0	178.50	178.50	178.50-	0.00 %
622 SALE OF MATERIALS	121.00	0	0.00	0.00	0.00	0.00 %
624 SALE OF EQUIPMENT	4,135.00	0	75.00	75.00	75.00-	0.00 %
*** 02 FOOD SERVICE	4,399,632.71	4,000,604	24,244.11	24,244.11	3,976,359.89	99.39 %

SRC FD	PRIOR YEAR ACTUAL	REVISED BUDGET	07/01/10 10/31/10	FISCAL YEAR 201007 RECEIVED THRU 10/31/10	REMAINING ON 10/31/10	PERCENT REMAINING
001 04						
001 MAINTENANCE LEVY	781,966.72	812,715	262,192.50	262,192.50	550,522.50	67.73 %
004 TAX INCREMENT FINANCE - TIF	22.74	0	0.00	0.00	0.00	0.00 %
009 FISCAL DISPARITIES	96,387.82	122,976	2,304.55	2,304.55	120,671.45	98.12 %
019 MISC LOCAL TAXES	111.72	0	0.00	0.00	0.00	0.00 %
040 TUITION FROM PATRONS	4,098,451.92	4,287,000	1,757,689.56	1,757,689.56	2,529,310.44	58.99 %
050 FEES	39,780.81	66,000	14,677.44	14,677.44	51,322.56	77.76 %
060 ADMISSIONS	3,633.91	2,750	2,281.85	2,281.85	468.15	17.02 %
092 INTEREST EARNINGS	2,527.26	5,000	0.15	0.15	4,999.85	99.99 %
093 RENT-SCHL FACILITIES	58,109.59	45,600	16,880.27	16,880.27	28,719.73	62.98 %
096 GIFTS & BEQUESTS	60,717.70	27,500	16,812.13	16,812.13	10,687.87	38.86 %
099 MISC LOCAL REVENUE	129,320.67	181,410	16,592.46	16,592.46	164,817.54	90.85 %
227 ABATEMENT AID	244.38	0	161.26	161.26	161.26	0.00 %
234 HOMESTEAD MKT VAL CREDIT	39,868.55	38,869	10,764.69	10,764.69	28,104.31	72.30 %
258 STATE-OTHER CREDITS	430.70	422	116.40	116.40	305.60	72.41 %
300 STATE-AID & GRANTS	844,978.46	800,929	441,025.92	441,025.92	359,903.08	44.93 %
301 NONPUBLIC AID	102,300.31	116,610	25,654.13	25,654.13	90,955.87	78.00 %
400 FED AID & GRANTS	45,971.21	61	39,397.77	39,397.77	39,458.77	4686.50 %

SRC FD	PRIOR YEAR ACTUAL	< - - - - - REVISED BUDGET	FISCAL YEAR 201007		- - - - ->	
			07/01/10 10/31/10	RECEIVED THRU 10/31/10	REMAINING ON 10/31/10	PERCENT REMAINING
477 04						
477 CASH IN LIEU/COMMODY	337.36	500	2,856.79	2,856.79	2,356.79-	471.35-%
621 MAT PUR FOR RESALE	22,143.52	15,600	11,894.09	11,894.09	3,705.91	23.75 %
622 SALE OF MATERIALS	910.00	1,000	0.00	0.00	1,000.00	100.00 %
649 TRANSFER FROM OTH FD	345,511.83	166,799	0.00	0.00	166,799.00	100.00 %
*** 04 COMMUNITY SERVICE	6,673,727.18	6,691,619	2,621,301.96	2,621,301.96	4,070,317.04	60.82 %

SRC FD	PRIOR YEAR ACTUAL	FISCAL YEAR 201007			REMAINING ON 10/31/10	PERCENT REMAINING
		REVISED BUDGET	07/01/10 10/31/10	RECEIVED THRU 10/31/10		
001 06						
001 MAINTENANCE LEVY	1,650,239.00	0	0.00	0.00	0.00	0.00 %
092 INTEREST EARNINGS	54,667.63	40,000	451.03	451.03	39,548.97	98.87 %
*** 06 CAPITAL PROJECTS	1,704,906.63	40,000	451.03	451.03	39,548.97	98.87 %

SRC FD	PRIOR YEAR ACTUAL	REVISED BUDGET	07/01/10 10/31/10	FISCAL YEAR 201007 RECEIVED THRU 10/31/10	REMAINING ON 10/31/10	PERCENT REMAINING
001 MAINTENANCE LEVY	5,969,116.96	5,736,066	1,022,703.46	1,022,703.46	4,713,362.54	82.17 %
004 TAX INCREMENT FINANCE - TIF	109.14	0	0.00	0.00	0.00	0.00 %
009 FISCAL DISPARITIES	716,020.68	866,279	12,958.49	12,958.49	853,320.51	98.50 %
019 MISC LOCAL TAXES	536.22	0	0.00	0.00	0.00	0.00 %
092 INTEREST EARNINGS	11,673.15	60,000	0.00	0.00	60,000.00	100.00 %
234 HOMESTEAD MKT VAL CREDIT	305,394.66	305,394	174,983.77	174,983.77	130,410.23	42.70 %
258 STATE-OTHER CREDITS	3,302.00	3,223	3,154.81	3,154.81	68.19	2.11 %
*** 07 DEBT SERVICE	7,006,152.81	6,970,962	1,213,800.53	1,213,800.53	5,757,161.47	82.58 %

SRC FD	PRIOR YEAR	FISCAL YEAR 201007			REMAINING ON 10/31/10	PERCENT REMAINING
		REVISED BUDGET	07/01/10 10/31/10	RECEIVED THRU 10/31/10		
099 08	ACTUAL					
099 MISC LOCAL REVENUE	897,474.38	925,000	152,030.54	152,030.54	772,969.46	83.56 %
*** 08 FLEX BENEFIT FUND	897,474.38	925,000	152,030.54	152,030.54	772,969.46	83.56 %

SRC FD	PRIOR YEAR ACTUAL	< - - - - - REVISED BUDGET	FISCAL YEAR 201007		- - - - ->	
			07/01/10 10/31/10	RECEIVED THRU 10/31/10	REMAINING ON 10/31/10	PERCENT REMAINING
092 INTEREST EARNINGS	272.12	1,300	0.00	0.00	1,300.00	100.00 %
096 GIFTS	49,663.00	27,000	270.00-	270.00-	27,270.00	101.00 %
099 MISC LOCAL REVENUE	12,267.72	5,000	0.00	0.00	5,000.00	100.00 %
*** 09 SCHOLARSHIP FUND	62,202.84	33,300	270.00-	270.00-	33,570.00	100.81 %

STATEMENT OF REVENUE

DIST 0191 Burnsville-Eagan-Savage ISD191 ACCOUNTING PERIOD 07/01/10 TO 10/31/10

SRC FD	PRIOR YEAR	FISCAL YEAR 201007			REMAINING PERCENT	
		REVIS ED	07/01/10 10/31/10	RECEIVED THRU 10/31/10	ON 10/31/10	REMAINING
092 10	ACTUAL	BUDGET				
092 INTEREST EARNINGS	0.00	750	0.00	0.00	750.00	100.00 %
099 MISC LOCAL REVENUE	0.00	45,000	0.00	0.00	45,000.00	100.00 %
*** 10 PRIN EARLY RET INS FUND	0.00	45,750	0.00	0.00	45,750.00	100.00 %

SRC FD	PRIOR YEAR	FISCAL YEAR 201007			REMAINING PERCENT	
		REVIS ED	07/01/10 10/31/10	RECEIVED THRU 10/31/10	ON 10/31/10	REMAINING
092 11	ACTUAL	BUDGET				
092 INTEREST EARNINGS	15.32	100	0.00	0.00	100.00	100.00 %
*** 11 RHEAUME EDUCATIONAL FUND	15.32	100	0.00	0.00	100.00	100.00 %

SRC FD	PRIOR YEAR	FISCAL YEAR 201007			REMAINING ON 10/31/10	PERCENT REMAINING
		REVISED BUDGET	07/01/10 TO 10/31/10	RECEIVED THRU 10/31/10		
092 12	ACTUAL					
092 INTEREST EARNINGS	16.44	0	0.00	0.00	0.00	0.00 %
*** 12 K ROGERS SCHOLARSHIP	16.44	0	0.00	0.00	0.00	0.00 %

SRC FD	PRIOR YEAR	FISCAL YEAR 201007			REMAINING ON 10/31/10	PERCENT REMAINING
		REVISED BUDGET	07/01/10 10/31/10	RECEIVED THRU 10/31/10		
099 15	ACTUAL					
099 MISC LOCAL REVENUE	73,324.48	94,733	21,536.70	21,536.70	73,196.30	77.26 %
*** 15 CAFE	73,324.48	94,733	21,536.70	21,536.70	73,196.30	77.26 %

SRC FD	PRIOR YEAR ACTUAL	FISCAL YEAR 201007			REMAINING PERCENT	
		REVIS BUDGET	07/01/10 10/31/10	RECEIVED THRU 10/31/10	ON 10/31/10	REMAINING
092 20	1,220.77	3,000	0.00	0.00	3,000.00	100.00 %
092 INTEREST EARNINGS						
099 MISC LOCAL REVENUE	899,177.88	960,000	0.00	0.00	960,000.00	100.00 %
*** 20 ISF - DENTAL	900,398.65	963,000	0.00	0.00	963,000.00	100.00 %

SRC FD	PRIOR YEAR ACTUAL	FISCAL YEAR 201007			REMAINING PERCENT	
		REVISIED BUDGET	07/01/10 10/31/10	RECEIVED THRU 10/31/10	ON 10/31/10	REMAINING
092 INTEREST EARNINGS	8,154.40	7,500	0.00	0.00	7,500.00	100.00 %
099 MISC LOCAL REVENUE	1,150,000.00	650,000	0.00	0.00	650,000.00	100.00 %
649 TRANSFER FROM OTH FD	1,939,462.00	0	0.00	0.00	0.00	0.00 %
*** 21 ISF - POST RETIREMENT BENEFIT	3,097,616.40	657,500	0.00	0.00	657,500.00	100.00 %

SRC FD	PRIOR YEAR	ACTUAL	FISCAL YEAR 201007		REMAINING ON 10/31/10	PERCENT REMAINING
			REVISED BUDGET	RECEIVED THRU 10/31/10		
092 22						
092 INTEREST EARNINGS	4,539.58	13,393,410	0.00	0.00	13,393,410.00	100.00 %
649 TRANSFERS BETWEEN FUNDS	2,633,802.00	0	0.00	0.00	0.00	0.00 %
*** 22 ISF - HEALTH SELECT 105	2,638,341.58	13,393,410	0.00	0.00	13,393,410.00	100.00 %

SRC FD	PRIOR YEAR ACTUAL	< - - - - - REVISED BUDGET	FISCAL YEAR 201007		- - - - ->	
			07/01/10 10/31/10	RECEIVED THRU 10/31/10	REMAINING ON 10/31/10	PERCENT REMAINING
092 INTEREST REVENUE	285,719.31	385,000	141,635.00	141,635.00	243,365.00	63.21 %
614 CONTRIBUTIONS TO OPEB TRUST	145,802.08	856,000	0.00	0.00	856,000.00	100.00 %
616 RETIREE	680,567.83	808,000	174,329.25	174,329.25	633,670.75	78.42 %
*** 25 OPEB REVOCABLE TRUST	1,112,089.22	2,049,000	315,964.25	315,964.25	1,733,035.75	84.57 %

SRC FD	PRIOR YEAR	< - - - - - FISCAL YEAR 201007 - - - - - >		RECEIVED		REMAINING ON 10/31/10	PERCENT REMAINING
		REVISIED BUDGET	07/01/10	THRU 10/31/10	10/31/10		
001 MAINTENANCE LEVY	0.00	1,444,296	0.00	0.00		1,444,296.00	100.00 %
009 FISCAL DISPARITIES	0.00	206,987	0.00	0.00		206,987.00	100.00 %
092 INTEREST EARNINGS	0.00	375,000	0.00	0.00		375,000.00	100.00 %
*** 47 POST EMPLOYMENT BENEFITS	0.00	2,026,283	0.00	0.00		2,026,283.00	100.00 %
*** REPORT TOTALS:		139,247,680.69	145,254,964	48,751,886.37	48,751,886.37	96,503,077.63	66.43 %

STATEMENT OF EXPENDITURES

DIST 0191 Burnsville-Eagan-Savage ISD191 ACCOUNTING PERIOD 10/01/10 TO 10/31/10

ACCT STATUS: Active and Next Year Accts ACCOUNT RANGES: 01- TO 99-
 ZERO BALANCES: Suppress Zero Balances
 SORTED BY: ACCOUNT FD ORG
 SUBTOTALLED BY: ACCOUNT FD
 SERIES TOTALS: <None Selected>
 PAGE BREAK ON: <None Selected>

FD	PRIOR	< - - - - -	- - - - -	FISCAL YEAR 201007	- - - - -	>
01	YEAR	REVISED	10/01/10	EXPENDED	ENCUMBERED	REMAINING PERCENT
	ACTUAL	BUDGET	10/31/10	THRU 10/31/10	THRU 10/31/10	ON 10/31/10 REMAINING
01 GENERAL	107,378,325.79	104,062,291	8,626,453.08	24,726,849.76	426,034.06	78,909,407.18 75.82 %
02 FOOD SERVICE	4,265,454.09	4,000,604	406,336.48	898,288.05	2,474.85	3,099,841.10 77.48 %
03 TRANSPORTATION	6,201,568.05	6,410,238	171,287.54	646,669.21		5,763,568.79 89.91 %
04 COMMUNITY SERVICE	6,780,588.95	6,846,979	500,479.64	1,991,990.82	2,592.29	4,852,395.89 70.86 %
06 CAPITAL PROJECTS	10,030,899.92	2,000,000	143,083.33	340,616.24	19,252.00	1,640,131.76 82.00 %
07 DEBT SERVICE	6,989,932.08	7,004,482	0.00	2,046,266.26		4,958,215.74 70.78 %
08 FLEX BENEFIT FUND	955,958.38	925,000	41,285.39	243,988.46		681,011.54 73.62 %
09 SCHOLARSHIP FUND	58,357.75	42,000	0.00	12,970.25		29,029.75 69.11 %
10 PRIN EARLY RET INS FUND	75,222.94	111,000	0.00	0.00		111,000.00 100.00 %
15 CAFE	82,029.00	94,733	10,329.47	17,258.54		77,474.46 81.78 %
20 ISF - DENTAL	963,847.28	900,600	58,563.27	312,106.91		588,493.09 65.34 %
21 ISF - POST RETIREMENT BENEFITS	111,153.17	996,000	0.00	3,625.99-		999,625.99 100.36 %
22 ISF - HEALTH SELECT 105	0.00	13,393,410	0.00	0.00		13,393,410.00 100.00 %
25 OPEB REVOCABLE TRUST	2,119,932.04	1,929,556	112,212.48	452,167.14		1,477,388.86 76.56 %
47 POST EMPLOYMENT BENEFITS	781,890.00	1,572,650	0.00	0.00		1,572,650.00 100.00 %
*** REPORT TOTALS:	146,795,159.44	150,289,543	10,070,030.68	31,685,545.65	450,353.20	118,153,644.15 78.61 %

BURNSVILLE-EAGAN-SAVAGE

Independent School District 191

DISTRICT EXPENDITURE BUDGET

BY

OBJECT

WITHIN FUND

October, 2010

STATEMENT OF EXPENDITURES

DIST 0191 Burnsville-Eagan-Savage ISD191 ACCOUNTING PERIOD 07/01/10 TO 10/31/10

ACCT STATUS: Active and Next Year Accts ACCOUNT RANGES: 01 TO 99-999
 ZERO BALANCES: Suppress Zero Balances
 SORTED BY: ACCOUNT FD OBJ
 SUBTOTALLED BY: ACCOUNT FD OBJ
 SERIES TOTALS: ACCOUNT OBJ
 PAGE BREAK ON: <None Selected>

OBJ FD	PRIOR YEAR	< - - - - -	FISCAL YEAR 201007	- - - - - >			
100 01	ACTUAL	REVISED BUDGET	07/01/10 10/31/10	EXPENDED THRU 10/31/10	ENCUMBERED THRU 10/31/10	REMAINING ON 10/31/10	PERCENT REMAINING
100 SALARY CONTINGENCY	0.00	3,360,177	0.00	0.00		3,360,177.00	100.00 %
101 SALARIES PAYABLE	0.00	0	41,781.73	41,781.73		41,781.73-	0.00 %
110 ADMINISTRATION/SUPERVISION	4,196,024.05	4,264,504	1,467,406.30	1,467,406.30		2,797,097.70	65.59 %
117 MANAGERIAL-OPERATIONS	299,265.00	290,930	101,056.64	101,056.64		189,873.36	65.26 %
140 LICENSED CLASSROOM	32,733,761.39	33,217,970	7,062,466.72	7,062,466.72		26,155,503.28	78.73 %
141 NON-LIC - CLASSROOM	730,230.66	672,196	108,217.01	108,217.01		563,978.99	83.90 %
143 LIC - CLASSROOM SUPPORT	5,442,855.82	5,760,902	1,224,852.80	1,224,852.80		4,536,049.20	78.73 %
144 NON-LIC - CLASSROOM SUPPORT	886,510.20	748,265	147,773.73	147,773.73		600,491.27	80.25 %
145 SUBSTITUTE TEACHERS	1,125,217.40	874,790	137,511.94	137,511.94		737,278.06	84.28 %
146 SUBSTITUTE NON-LIC INSTRUCT	171,651.21	143,955	35,865.49	35,865.49		108,089.51	75.08 %
151 OCCUPATIONAL THERAPIST	538,282.87	547,157	134,187.57	134,187.57		412,969.43	75.47 %
152 SPEECH/LANGUAGE PATHOLOGIST	1,418,342.99	1,426,045	327,878.14	327,878.14		1,098,166.86	77.00 %
154 SCHOOL NURSE	574,940.74	601,845	123,192.93	123,192.93		478,652.07	79.53 %
156 SCHOOL SOCIAL WORKER	221,790.44	225,924	48,759.90	48,759.90		177,164.10	78.41 %
157 SCHOOL PSYCHOLOGIST	626,600.66	595,347	165,010.13	165,010.13		430,336.87	72.28 %

OBJ FD	PRIOR YEAR ACTUAL	REVISED BUDGET	07/01/10 10/31/10	FISCAL YEAR 201007 EXPENDED THRU 10/31/10	ENCUMBERED THRU 10/31/10	REMAINING ON 10/31/10	PERCENT REMAINING
161 01							
161 EA PERSONAL CARE ASSISTANT	2,924,747.20	2,845,876	436,988.41	436,988.41		2,408,887.59	84.64 %
162 ONE TO ONE EA	75,881.29	104,991	46,249.69	46,249.69		58,741.31	55.94 %
163 EMPLOYEE INTERPRETER	1,890.00	0	0.00	0.00		0.00	0.00 %
165 SCHOOL COUNSELOR	697,622.54	663,833	131,630.38	131,630.38		532,202.62	80.17 %
170 SEC-CLERICAL-OTHER	2,903,328.83	2,982,625	829,078.62	829,078.62		2,153,546.38	72.20 %
171 TEMPORARY & OVERTIME	176,158.68	261,487	103,658.83	103,658.83		157,828.17	60.35 %
172 TECHNOLOGY SALARIES	213,477.72	204,213	66,813.01	66,813.01		137,399.99	67.28 %
174 CUSTODIAL SALARIES	3,312,183.76	3,483,178	1,112,282.17	1,112,282.17		2,370,895.83	68.06 %
175 CULTURAL LIASION	152,554.69	195,408	33,265.84	33,265.84		162,142.16	82.97 %
176 DRIVERS SALARIES	62,333.66	58,490	19,479.22	19,479.22		39,010.78	66.69 %
179 DAPE SPECIALISTS	363,423.28	395,873	81,249.32	81,249.32		314,623.68	79.47 %
185 LIC INSTR - OTHER	3,357,529.53	2,335,319	905,219.95	905,219.95		1,430,099.05	61.23 %
186 NON-LIC INSTR - OTHER	541,082.43	481,282	171,796.02	171,796.02		309,485.98	64.30 %
191 SEVERANCE PAY	1,150,000.00	1,000,000	0.00	0.00		1,000,000.00	100.00 %
195 CHARGEBACK SALARIES	48,000.00-	48,000-	0.00	0.00		48,000.00-	100.00 %
199 OFFICIALS-JUDGE-TIMEKPRS	32,290.00	35,308	8,947.68	8,947.68		26,360.32	74.65 %
** TOTAL OBJ SERIES: 100-199 SALARIES AND WAGES	64,881,977.04	67,729,890	15,072,620.17	15,072,620.17		52,657,269.83	77.74 %

OBJ FD	PRIOR YEAR ACTUAL	REVISED BUDGET	07/01/10 10/31/10	FISCAL YEAR 201007 EXPENDED THRU 10/31/10	ENCUMBERED THRU 10/31/10	REMAINING ON 10/31/10	PERCENT REMAINING
201 01							
201 TUITION REIMBURSEMENT	45,622.04	32,000	5,543.50	5,543.50		26,456.50	82.67 %
210 FICA	4,666,496.74	4,730,841	1,104,750.67	1,104,750.67		3,626,090.33	76.64 %
214 PERA	936,777.22	868,113	163,362.65	163,362.65		704,750.35	81.18 %
218 TRA	2,773,538.19	2,684,081	709,733.73	709,733.73		1,974,347.27	73.55 %
220 HEALTH INSURANCE	12,090,243.88	10,676,130	2,106,269.52	2,106,269.52		8,569,860.48	80.27 %
230 LIFE INSURANCE	77,516.36	80,358	20,447.02	20,447.02		59,910.98	74.55 %
235 DENTAL INSURANCE	569,947.28	610,696	116,635.65	116,635.65		494,060.35	80.90 %
240 LONG TERM DISABILITY	378,573.57	379,240	68,750.11	68,750.11		310,489.89	81.87 %
250 TSA MATCH	554,195.17	551,209	152,534.36	152,534.36		398,674.64	72.32 %
251 HEALTH REIMBURSEMENT	10,800.00	6,025	0.00	0.00		6,025.00	100.00 %
252 HEALTH SAVINGS PLAN	16,892.56	0	110,936.50	110,936.50		110,936.50-	0.00 %
253 TSA - DISTRICT MATCH	16,892.55-	0	134,931.60	134,931.60		134,931.60-	0.00 %
270 WORKERS COMP INS	279,773.70	395,277	95,829.94	95,829.94		299,447.06	75.75 %
280 REEMPLOYMENT COMP INS	252,004.05	225,000	20,461.21	20,461.21		204,538.79	90.90 %
295 EMPLOYEE BENEFITS CHGBK	12,000.00-	488,000	0.00	0.00		488,000.00	100.00 %
** TOTAL OBJ SERIES: 200-299 EMPLOYEE BENEFITS	22,623,488.21	21,726,970	4,810,186.46	4,810,186.46		16,916,783.54	77.86 %
300 PURCHASED SERVICES CONTINGENCY	0.00	300,000	0.00	0.00		300,000.00	100.00 %

OBJ FD	PRIOR YEAR ACTUAL	REVISED BUDGET	07/01/10 10/31/10	FISCAL YEAR 201007 EXPENDED THRU 10/31/10	ENCUMBERED THRU 10/31/10	REMAINING ON 10/31/10	PERCENT REMAINING
303 01							
303 FED AWARDS UNDER \$25,000	229,794.45	133,350	15,946.60	15,946.60		117,403.40	88.04 %
304 FED AWARDS OVER \$25,000	66,532.92	0	6,674.79	6,674.79		6,674.79-	0.00 %
305 PROF & TECH SERV	1,228,106.02	1,294,324	353,068.24	353,068.24	74,026.75	867,229.01	67.00 %
310 SCHOOL BOARD PER DIEM	42,600.00	42,600	14,200.00	14,200.00		28,400.00	66.66 %
319 OTHER PERSONAL SERVICES	99,935.91	138,095	22,786.65	22,786.65		115,308.35	83.49 %
320 COMMUNICATION SERVICES	296,153.54	413,947	44,874.58	44,874.58	16,787.50	352,284.92	85.10 %
321 PHONE-LONG DISTANCE	1,672.11	2,501	89.32	89.32		2,411.68	96.42 %
325 INTERDEPT POSTAGE	41,848.64	35,706	11,796.62	11,796.62		23,909.38	66.96 %
329 POSTAGE & PARCEL SERVICES	29,741.43	43,601	9,651.88	9,651.88		33,949.12	77.86 %
330 ELECTRICITY	829,142.50	646,800	224,173.47	224,173.47		422,626.53	65.34 %
331 WATER & SEWER	240,024.62	232,700	40,786.30	40,786.30		191,913.70	82.47 %
332 FIRM GAS	116,582.76	108,650	20,930.72	20,930.72		87,719.28	80.73 %
333 INTERRUPTIBLE GAS	383,924.71	602,000	1,498.89	1,498.89		600,501.11	99.75 %
334 REFUSE REMOVAL	55,310.48	40,000	14,560.10	14,560.10		25,439.90	63.59 %
340 PROPERTY/LIABILITY INSURANCE	202,268.83	500,000	126,602.94	126,602.94		373,397.06	74.67 %
350 REPAIRS/MAINT SERVICES	381,386.37	323,937	59,381.21	59,381.21	1,014.77	263,541.02	81.35 %
351 REPAIR/MAINT - BLDG	390,584.22	470,500	240,086.74	240,086.74	9,080.98	221,332.28	47.04 %

OBJ FD	PRIOR YEAR ACTUAL	REVISED BUDGET	07/01/10 10/31/10	FISCAL YEAR 201007 EXPENDED THRU 10/31/10	ENCUMBERED THRU 10/31/10	REMAINING ON 10/31/10	PERCENT REMAINING
352 REPAIR/MAINT VEHICLE	9,385.84	20,000	2,945.19	2,945.19		17,054.81	85.27 %
353 REPAIR/MAINT - SITE	15,732.87	7,960	8,524.18	8,524.18	7,500.00	8,064.18-	101.30-%
357 DEAF INTERPRETER	1,145.50	2,000	220.00	220.00		1,780.00	89.00 %
358 CONSULTANT INTERPERTER	56,725.50	58,300	8,055.50	8,055.50		50,244.50	86.18 %
360 TRANS-CONTRACTS	583.80	104,000	29.60	29.60		103,970.40	99.97 %
361 TRANS-CONTRACTS	216,169.24	134,124	50,609.26	50,609.26		83,514.74	62.26 %
363 SNOW REMOVAL	15,083.20	12,000	447.75	447.75		11,552.25	96.26 %
365 TRANS-FUEL CHARGBACK	21,454.47	75,343	4,529.40	4,529.40		70,813.60	93.98 %
366 TRAVEL/CONFERENCES	268,846.84	273,172	50,536.68	50,536.68	5,014.00	217,621.32	79.66 %
368 FEDERAL OUT-OF-STATE TRAVEL	2,911.37	3,500	1,428.40	1,428.40		2,071.60	59.18 %
369 ENTRY FEES/STUDENT TRAV ALLOW	4,296.80	0	205.00	205.00		205.00-	0.00 %
370 RENTALS & LEASES	901,391.79	869,474	281,609.54	281,609.54	12,517.26	575,347.20	66.17 %
380 ADVERTISING	14,700.97	51,400	10,033.47	10,033.47		41,366.53	80.47 %
381 PRINTING-BINDING	77,233.77	91,371	24,987.85	24,987.85		66,383.15	72.65 %
385 INTERDEPT PRINTING	113.45-	4,105	12.61-	12.61-		4,117.61	100.30 %
390 TUITION-MN ISD	788,143.61	749,300	213,820.37	213,820.37		535,479.63	71.46 %
391 COST SHARING PAYMTS-MN ISD	27,979.51	30,000	0.00	0.00		30,000.00	100.00 %

OBJ FD	PRIOR YEAR ACTUAL	REVISED BUDGET	07/01/10 10/31/10	FISCAL YEAR 201007 EXPENDED THRU 10/31/10	ENCUMBERED THRU 10/31/10	REMAINING ON 10/31/10	PERCENT REMAINING
392 TUITION - OUT OF STATE	3,383.68	0	6,344.40	6,344.40		6,344.40-	0.00 %
393 SPEC ED CONTRACTED SERVICES	29,936.33	25,000	8,080.96	8,080.96		16,919.04	67.67 %
394 REGIST/ENTRY FEES	386,075.03	110,088	121,659.10	121,659.10		11,571.10-	10.51-%
396 SALARIES	267,766.81	271,600	0.00	0.00		271,600.00	100.00 %
397 BENEFITS	91,365.50	94,084	0.00	0.00		94,084.00	100.00 %
398 MISC CHARGEBACK	121,949.00-	110,000-	0.00	0.00		110,000.00-	100.00 %
** TOTAL OBJ SERIES: 300-399 PURCHASED SERVICES	7,713,859.49	8,205,532	2,001,163.09	2,001,163.09	125,941.26	6,078,427.65	74.07 %
400 SUPPLIES CONTINGENCY	121.00	89,061	14.00	14.00		89,047.00	99.98 %
401 GENERAL SUPPLIES	1,032,950.18	662,646	340,358.22	340,358.22	42,550.44	279,737.34	42.21 %
402 XEROX SUPPLIES	12,788.96	17,306	2,499.42	2,499.42	729.00	14,077.58	81.34 %
410 CUSTODIAL SUPPLIES	386,398.06	331,600	92,929.04	92,929.04	14,667.09	224,003.87	67.55 %
411 GROUNDS SUPPLIES	49,366.72	35,000	25,626.91	25,626.91	3,884.32	5,488.77	15.68 %
412 OPERATIONS UNIFORMS	13,523.30	18,000	12,818.81	12,818.81		5,181.19	28.78 %
420 REPAIR SUPPLIES	124,213.24	66,150	84,895.63	84,895.63	112,888.32	131,633.95-	198.99-%
421 REPAIR PARTS - BLDG	77,328.08	93,440	5,441.03	5,441.03		87,998.97	94.17 %
422 REPAIR PARTS - VEHICLES	18,806.99	10,000	5,132.87	5,132.87	3,154.31	1,712.82	17.12 %
423 REPAIR PARTS - SITE	1,262.62	8,060	0.00	0.00		8,060.00	100.00 %

OBJ FD	PRIOR YEAR ACTUAL	REVISED BUDGET	07/01/10 10/31/10	FISCAL YEAR 201007 EXPENDED THRU 10/31/10	ENCUMBERED THRU 10/31/10	REMAINING ON 10/31/10	PERCENT REMAINING
430 01							
430 INSTRUCT SUPPLIES	573,698.17	331,574	138,097.83	138,097.83	19,662.73	173,813.44	52.42 %
433 INDIVID INSTR MATERIALS	376,457.54	338,383	34,511.05	34,511.05	13,456.28	290,415.67	85.82 %
437 PROPANE	968.49-	10,000	0.00	0.00		10,000.00	100.00 %
438 FUEL OIL	7,431.65	0	23,079.31	23,079.31		23,079.31-	0.00 %
442 GAS/OIL - VEHICLES	23,189.74	26,000	2,288.75	2,288.75		23,711.25	91.19 %
450 MATERIALS FOR RESALE	91,037.02	2,436	19,125.83	19,125.83	5,859.45	22,549.28-	925.66-%
460 TEXT & WORKBOOKS	575,226.63	605,674	394,217.41	394,217.41	9,309.67	202,146.92	33.37 %
461 STANDARDIZED TESTS	103,462.37	98,585	88,848.47	88,848.47		9,736.53	9.87 %
470 MEDIA RESOURCES	69,692.82	58,055	6,915.52	6,915.52	15,944.27	35,195.21	60.62 %
480 AUDIO VISUAL AIDS	1,096.91	2,460	206.71	206.71	185.99	2,067.30	84.03 %
489 PERIODICALS-PAPERS	20,627.75	19,749	14,817.32	14,817.32	1,394.17	3,537.51	17.91 %
490 FOOD	38,436.67	25,274	5,790.29	5,790.29	2,000.00	17,483.71	69.17 %
499 WAREHOUSE INVENTORY ADJ	19.54	0	0.00	0.00		0.00	0.00 %
** TOTAL OBJ SERIES: 400-499 SUPPLIES AND MATR'LS	3,596,167.47	2,849,453	1,297,614.42	1,297,614.42	245,686.04	1,306,152.54	45.83 %
500 CAPITAL CONTINGENCY	0.00	8,000	0.00	0.00		8,000.00	100.00 %
510 SITE IMPROVEMENTS	19,369.99	15,000	872.20	872.20		14,127.80	94.18 %
520 BLDG ACQUISTION & CONSTRUCTION	264,877.40	237,000	5,890.75	5,890.75	1,545.02	229,564.23	96.86 %

OBJ FD	PRIOR YEAR ACTUAL	REVISED BUDGET	07/01/10 10/31/10	FISCAL YEAR 201007 EXPENDED THRU 10/31/10	ENCUMBERED THRU 10/31/10	REMAINING ON 10/31/10	PERCENT REMAINING
530 01							
530 EQUIPMENT PURCHASED	491,232.35	339,743	97,113.31	97,113.31	4,399.87	238,229.82	70.12 %
533 OTH EQUIP-DIRECT INSTRUCTION	19,854.10	95,000	10,227.92	10,227.92	3,744.42	81,027.66	85.29 %
535 CAPITAL LEASES	1,103,500.00	0	0.00	0.00		0.00	0.00 %
550 OTHER VEHICLES PURCHASED	35,645.00	5,000	1,210.33	1,210.33		3,789.67	75.79 %
555 TECHNOLOGY EQUIPMENT	1,288,806.52	1,014,542	527,416.02	527,416.02	17,923.97	469,202.01	46.24 %
556 TECH EQUIP-SP ED DIRECT INSTR	256,763.12	211,500	288,580.38	288,580.38	17,828.18	94,908.56	44.87 %
580 PRINCIPAL ON CERTIFICATES	290,074.47	510,882	101,402.43	101,402.43		409,479.57	80.15 %
581 INTEREST ON CERT OF PART	198,057.86	228,844	20,580.28	20,580.28		208,263.72	91.00 %
589 LEASE TRANSACTONS	1,103,500.00	0	0.00	0.00		0.00	0.00 %
590 OTHER CAPITAL EXPENSE	123,432.06	596	43,324.73	43,324.73	476.06	43,204.79	7249.12 %
** TOTAL OBJ SERIES: 500-599 CAPITAL EXPENDITURES	2,988,112.87	2,666,107	1,096,618.35	1,096,618.35	45,917.52	1,523,571.13	57.14 %
740 INTEREST EXPENSE	33,909.38	10,000	0.00	0.00		10,000.00	100.00 %
** TOTAL OBJ SERIES: 700-799 DEBT SERVICE	33,909.38	10,000	0.00	0.00		10,000.00	100.00 %
820 DUES, MBRSHPS, LICENSES & FEES	112,572.94	159,334	97,527.42	97,527.42	8,489.24	53,317.34	33.46 %
821 REGIONAL MEM DUES	405,574.00	460,206	255,820.00	255,820.00		204,386.00	44.41 %
896 TAXES AND SPECIAL ASSESSMENTS	42,811.56	88,000	79,773.85	79,773.85		8,226.15	9.34 %
898 STUDENT SCHOLARSHIPS	61,077.00	0	15,526.00	15,526.00		15,526.00	0.00 %
** TOTAL OBJ SERIES: 800-899 OTHER EXPENDITURES	622,035.50	707,540	448,647.27	448,647.27	8,489.24	250,403.49	35.39 %

OBJ FD	PRIOR YEAR ACTUAL	REVISED BUDGET	07/01/10 TO 10/31/10	FISCAL YEAR 201007 EXPENDED THRU 10/31/10	ENCUMBERED THRU 10/31/10	REMAINING ON 10/31/10	PERCENT REMAINING
910 01							
910 TRANSFERS TO OTHER FUNDS	4,918,775.83	166,799	0.00	0.00		166,799.00	100.00 %
** TOTAL OBJ SERIES: 900-999	4,918,775.83	166,799	0.00	0.00		166,799.00	100.00 %
OTHER FINANCING USES							
*** 01 GENERAL	107,378,325.79	104,062,291	24,726,849.76	24,726,849.76	426,034.06	78,909,407.18	75.82 %
110 ADMIN/SUPERVISION	109,705.01	160,648	52,857.52	52,857.52		107,790.48	67.09 %
170 SEC-CLERICAL-OTHER	47,251.44	47,815	15,938.40	15,938.40		31,876.60	66.66 %
171 CASUAL & OVERTIME	52,293.62	0	6,676.25	6,676.25		6,676.25	0.00 %
172 TECHNOLOGY SALARIES	8,384.00	0	0.00	0.00		0.00	0.00 %
175 SALARY TRANSFERS-CLERICAL	26,471.48	26,977	9,426.90	9,426.90		17,550.10	65.05 %
176 DRIVERS SALARIES	19,282.42	18,717	6,225.02	6,225.02		12,491.98	66.74 %
177 SUBSTITUTE CAFETERIA SALARIES	26,342.21	20,400	1,615.13	1,615.13		18,784.87	92.08 %
178 CAFETERIA SALARIES	1,277,287.53	1,262,970	229,073.58	229,073.58		1,033,896.42	81.86 %
** TOTAL OBJ SERIES: 100-199 SALARIES AND WAGES	1,567,017.71	1,537,527	321,812.80	321,812.80		1,215,714.20	79.06 %
210 FICA	115,129.14	115,624	23,902.76	23,902.76		91,721.24	79.32 %
214 PERA	110,537.36	104,799	22,095.74	22,095.74		82,703.26	78.91 %
220 HEALTH INSURANCE	296,486.56	236,235	46,445.36	46,445.36		189,789.64	80.33 %
230 LIFE INSURANCE	2,189.29	2,156	542.91	542.91		1,613.09	74.81 %
235 DENTAL INSURANCE	12,886.30	12,595	2,385.63	2,385.63		10,209.37	81.05 %
240 LONG TERM DISABILITY	7,334.77	7,676	1,387.03	1,387.03		6,288.97	81.93 %

OBJ FD	PRIOR YEAR ACTUAL	REVISED BUDGET	07/01/10 10/31/10	FISCAL YEAR 201007 EXPENDED THRU 10/31/10	ENCUMBERED THRU 10/31/10	REMAINING ON 10/31/10	PERCENT REMAINING
250 02							
250 TSA MATCH	17,833.30	17,586	4,076.63	4,076.63		13,509.37	76.81 %
251 HEALTH REIMBURSEMENT	189.65	0	0.00	0.00		0.00	0.00 %
252 OPEB UP TO ARC	0.00	0	801.35	801.35		801.35-	0.00 %
260 OTHER EMPLOYEES BENEFITS	8,550.62	7,650	8,341.87	8,341.87		691.87-	9.04-%
270 WORKERS COMP INS	12,023.47	24,000	0.00	0.00		24,000.00	100.00 %
** TOTAL OBJ SERIES: 200-299 EMPLOYEE BENEFITS	583,160.46	528,321	109,979.28	109,979.28		418,341.72	79.18 %
305 PROF & TECH SERV	9,812.50	20,000	2,900.00	2,900.00		17,100.00	85.50 %
320 COMMUNICATION SERVICES	189.49	0	0.00	0.00		0.00	0.00 %
325 INTERDEPT POSTAGE	3,992.91	5,000	3,482.81	3,482.81		1,517.19	30.34 %
329 POSTAGE & PARCEL SERVICES	986.08	0	36.73	36.73		36.73-	0.00 %
334 REFUSE REMOVAL	44,248.27	50,000	11,495.67	11,495.67		38,504.33	77.00 %
350 REPAIR/MAINT SERVICES	24,156.01	40,000	5,012.69	5,012.69		34,987.31	87.46 %
366 TRAVEL - BUSINESS	6,125.41	10,000	3,026.16	3,026.16		6,973.84	69.73 %
385 INTERDEPT PRINTING	34.30	0	4.26	4.26		4.26-	0.00 %
398 MISC CHARGEBACK	110,000.00	110,000	0.00	0.00		110,000.00	100.00 %
** TOTAL OBJ SERIES: 300-399 PURCHASED SERVICES	199,544.97	235,000	25,958.32	25,958.32		209,041.68	88.95 %
401 GENERAL SUPPLIES	141,677.41	129,950	35,259.59	35,259.59	179.84	94,510.57	72.72 %

OBJ FD	PRIOR YEAR ACTUAL	REVISED BUDGET	07/01/10 10/31/10	FISCAL YEAR 201007 EXPENDED THRU 10/31/10	ENCUMBERED THRU 10/31/10	REMAINING ON 10/31/10	PERCENT REMAINING
490 02							
490 FOOD	1,349,495.29	1,249,831	369,113.05	369,113.05		880,717.95	70.46 %
491 COMMODITIES USED	118,127.65	135,000	0.00	0.00		135,000.00	100.00 %
495 MILK	196,552.94	159,975	25,173.86	25,173.86		134,801.14	84.26 %
** TOTAL OBJ SERIES: 400-499 SUPPLIES AND MATR'LS	1,805,853.29	1,674,756	429,546.50	429,546.50	179.84	1,245,029.66	74.34 %
530 EQUIPMENT PURCHASE	82,588.24	15,000	4,670.00	4,670.00	2,295.00	8,035.00	53.56 %
555 TECHNOLOGY EQUIPMENT	22,374.90	5,000	6,096.15	6,096.15	0.01	1,096.16-	21.92-%
590 OTHER CAPITAL EXPENSE	140.02	0	0.00	0.00		0.00	0.00 %
** TOTAL OBJ SERIES: 500-599 CAPITAL EXPENDITURES	105,103.16	20,000	10,766.15	10,766.15	2,295.01	6,938.84	34.69 %
820 DUES & MEMBERSHIPS	4,774.50	5,000	225.00	225.00		4,775.00	95.50 %
** TOTAL OBJ SERIES: 800-899 OTHER EXPENDITURES	4,774.50	5,000	225.00	225.00		4,775.00	95.50 %
*** 02 FOOD SERVICE	4,265,454.09	4,000,604	898,288.05	898,288.05	2,474.85	3,099,841.10	77.48 %
110 ADMIN/SUPERVISION	52,569.09	37,895	13,031.11	13,031.11		24,863.89	65.61 %
144 NON-LIC SUPPORT	42,595.41	42,356	7,976.03	7,976.03		34,379.97	81.16 %
170 SEC-CLERICAL-OTHER	146,677.95	142,619	43,899.97	43,899.97		98,719.03	69.21 %
171 CASUAL & OVERTIME	7,756.22	0	6,529.46	6,529.46		6,529.46-	0.00 %
185 LIC INSTR - OTHER	0.00	0	1,329.21	1,329.21		1,329.21-	0.00 %
186 NON-LIC INSTR - OTHER	0.00	0	280.44	280.44		280.44-	0.00 %
** TOTAL OBJ SERIES: 100-199 SALARIES AND WAGES	249,598.67	222,870	73,046.22	73,046.22		149,823.78	67.22 %
210 FICA	16,184.04	18,380	5,408.53	5,408.53		12,971.47	70.57 %

OBJ FD	PRIOR YEAR ACTUAL	REVISED BUDGET	07/01/10 10/31/10	FISCAL YEAR 201007 EXPENDED THRU 10/31/10	ENCUMBERED THRU 10/31/10	REMAINING ON 10/31/10	PERCENT REMAINING
214 03							
214 PERA	14,523.99	14,695	4,841.74	4,841.74		9,853.26	67.05 %
218 TRA	306.80	303	199.64	199.64		103.36	34.11 %
220 HEALTH INSURANCE	48,495.27	48,269	11,194.59	11,194.59		37,074.41	76.80 %
230 LIFE INSURANCE	394.75	433	134.06	134.06		298.94	69.03 %
235 DENTAL INSURANCE	2,334.84	2,417	613.58	613.58		1,803.42	74.61 %
240 LONG TERM DISABILITY	1,560.10	1,417	396.44	396.44		1,020.56	72.02 %
250 TSA MATCH	2,338.33	1,693	808.52	808.52		884.48	52.24 %
252 HEALTH SAVINGS PLAN	0.00	0	15,576.96	15,576.96		15,576.96-	0.00 %
270 WORKERS COMP INS	0.00	661	0.00	0.00		661.00	100.00 %
** TOTAL OBJ SERIES: 200-299 EMPLOYEE BENEFITS	86,138.12	88,268	39,174.06	39,174.06		49,093.94	55.61 %
305 PROF & TECH SERV	4,870.00	7,000	0.00	0.00		7,000.00	100.00 %
325 INTERDEPT POSTAGE	3,156.81	3,000	1,994.65	1,994.65		1,005.35	33.51 %
329 POSTAGE & PARCEL	0.00	0	1,171.47	1,171.47		1,171.47-	0.00 %
350 REPAIRS-MAINT SERV	384.75	1,000	216.00	216.00		784.00	78.40 %
352 REPAIR-MAINT VEHICLE	4,329.92	2,000	0.00	0.00		2,000.00	100.00 %
361 TRAN - CONTRACTS	5,042,589.76	5,221,000	411,036.77	411,036.77		4,809,963.23	92.12 %
362 EXP IN LIEU OF TRANS	126,803.19	140,000	2,199.81	2,199.81		137,800.19	98.42 %

OBJ FD	PRIOR YEAR ACTUAL	REVISED BUDGET	07/01/10 10/31/10	FISCAL YEAR 201007 EXPENDED THRU 10/31/10	ENCUMBERED THRU 10/31/10	REMAINING ON 10/31/10	PERCENT REMAINING
363 03							
363 SNOW REMOVAL	135,748.57	135,000	0.00	0.00		135,000.00	100.00 %
365 TRAN - FUEL CHGBK	23,979.17-	0	6,124.16-	6,124.16-		6,124.16	0.00 %
366 TRAVEL-BUSINESS	72.44	6,400	0.00	0.00		6,400.00	100.00 %
381 PRINTING-BINDING	2,165.28	7,000	2,796.00	2,796.00		4,204.00	60.05 %
385 INTERDEPT PRINTING	79.15	1,500	8.35	8.35		1,491.65	99.44 %
** TOTAL OBJ SERIES: 300-399 PURCHASED SERVICES	5,296,220.70	5,523,900	413,298.89	413,298.89		5,110,601.11	92.51 %
401 GENERAL SUPPLIES	22,415.00	10,000	2,451.15	2,451.15		7,548.85	75.48 %
442 GAS/OIL-NOT BUILD'G	542,460.56	557,000	117,577.89	117,577.89		439,422.11	78.89 %
489 PERIODICALS-PAPERS	0.00	200	0.00	0.00		200.00	100.00 %
** TOTAL OBJ SERIES: 400-499 SUPPLIES AND MATR'LS	564,875.56	567,200	120,029.04	120,029.04		447,170.96	78.83 %
555 TECHNOLOGY EQUIPMENT	0.00	0	1,121.00	1,121.00		1,121.00-	0.00 %
** TOTAL OBJ SERIES: 500-599 CAPITAL EXPENDITURES	0.00	0	1,121.00	1,121.00		1,121.00-	0.00 %
820 DUES & MEMBERSHIPS	4,735.00	8,000	0.00	0.00		8,000.00	100.00 %
** TOTAL OBJ SERIES: 800-899 OTHER EXPENDITURES	4,735.00	8,000	0.00	0.00		8,000.00	100.00 %
*** 03 TRANSPORTATION	6,201,568.05	6,410,238	646,669.21	646,669.21		5,763,568.79	89.91 %
100 SALARY CONTINGENCY	0.00	468,461	0.00	0.00		468,461.00	100.00 %
110 ADMIN/SUPERVISION	329,945.47	323,375	113,345.07	113,345.07		210,029.93	64.94 %
120 ECFE/SCHOOL READINESS COOR	127,462.13	133,590	41,700.96	41,700.96		91,889.04	68.78 %
140 LIC CLASSROOM	687,630.41	708,384	183,949.51	183,949.51		524,434.49	74.03 %

OBJ FD	PRIOR YEAR ACTUAL	REVISED BUDGET	07/01/10 10/31/10	FISCAL YEAR 201007 EXPENDED THRU 10/31/10	ENCUMBERED THRU 10/31/10	REMAINING ON 10/31/10	PERCENT REMAINING
141 04							
141 NON-LIC CLASSROOM	1,346,250.51	1,448,773	392,287.96	392,287.96		1,056,485.04	72.92 %
143 LIC CLASSROOM SUPPORT	15,684.16	11,687	2,461.00	2,461.00		9,226.00	78.94 %
145 LICENSED SUBSTITUTE - DAILY	1,069.74	0	59.33	59.33		59.33-	0.00 %
146 SUBSTITUTE NON-LIC INSTRUCT	105.28	0	0.00	0.00		0.00	0.00 %
154 SCHOOL NURSE	21,162.36	24,684	5,311.15	5,311.15		19,372.85	78.48 %
163 EMPLOYEE INTERPRETER	416.43	0	0.00	0.00		0.00	0.00 %
170 SEC-CLERICAL-OTHER	316,830.00	327,405	90,919.39	90,919.39		236,485.61	72.23 %
171 CASUAL & OVERTIME	69,490.36	66,800	11,360.63	11,360.63		55,439.37	82.99 %
175 SAL TRANSFERS-CLERICAL	48,952.70	47,701	17,838.54	17,838.54		29,862.46	62.60 %
176 DRIVERS SALARIES	4,159.81	4,623	1,556.27	1,556.27		3,066.73	66.33 %
179 OTHER SALARIES	2,696.38	3,500	400.82	400.82		3,099.18	88.54 %
185 LIC INSTRUCT - OTHER	257,036.92	192,791	40,702.79	40,702.79		152,088.21	78.88 %
186 NON-LIC INSTR - OTHER	850,989.76	534,358	353,168.20	353,168.20		181,189.80	33.90 %
195 CHARGEBACK SALARIES	48,000.00	48,000	0.00	0.00		48,000.00	100.00 %
** TOTAL OBJ SERIES: 100-199 SALARIES AND WAGES	4,127,882.42	4,344,132	1,255,061.62	1,255,061.62		3,089,070.38	71.10 %
201 TUITION REIMB	16,465.75	13,200	0.00	0.00		13,200.00	100.00 %
210 FICA	295,966.85	277,836	91,321.40	91,321.40		186,514.60	67.13 %

OBJ FD	PRIOR YEAR ACTUAL	REVISED BUDGET	07/01/10 10/31/10	FISCAL YEAR 201007 EXPENDED THRU 10/31/10	ENCUMBERED THRU 10/31/10	REMAINING ON 10/31/10	PERCENT REMAINING
214 04							
214 PERA	186,019.11	159,795	53,000.31	53,000.31		106,794.69	66.83 %
218 TRA	69,756.09	72,552	18,867.75	18,867.75		53,684.25	73.99 %
220 HEALTH INSURANCE	629,780.45	668,091	157,128.14	157,128.14		510,962.86	76.48 %
230 LIFE INSURANCE	3,498.15	3,780	1,216.12	1,216.12		2,563.88	67.82 %
235 DENTAL INSURANCE	30,038.43	33,413	8,398.46	8,398.46		25,014.54	74.86 %
240 LONG TERM DISABILITY	18,518.10	19,623	4,585.81	4,585.81		15,037.19	76.63 %
250 TSA MATCH	19,244.15	21,604	5,919.89	5,919.89		15,684.11	72.59 %
251 HEALTH REIMBURSEMENT	0.00	400	0.00	0.00		400.00	100.00 %
252 OPEB UP TO ARC	0.00	0	2,404.06	2,404.06		2,404.06-	0.00 %
270 WORKERS COMP INS	2,141.83-	13,078	646.65	646.65		12,431.35	95.05 %
295 EMPLOYEE BENEFITS	12,000.00	12,000	0.00	0.00		12,000.00	100.00 %
** TOTAL OBJ SERIES: 200-299 EMPLOYEE BENEFITS	1,279,145.25	1,295,372	343,488.59	343,488.59		951,883.41	73.48 %
305 PROF & TECH SERVICES	463,552.89	397,531	126,664.22	126,664.22		270,866.78	68.13 %
319 OTHER PERS SERV	763.30	1,000	477.65	477.65		522.35	52.23 %
320 COMMUNICATION SERVICES	3,871.42	12,700	2,192.08	2,192.08		10,507.92	82.73 %
325 INTERDEPT POSTAGE	13,780.00	12,510	3,375.04	3,375.04		9,134.96	73.02 %
329 POSTAGE & PARCEL	415.41	6,400	299.68	299.68		6,100.32	95.31 %

OBJ FD	PRIOR YEAR ACTUAL	REVISED BUDGET	07/01/10 10/31/10	FISCAL YEAR 201007 EXPENDED THRU 10/31/10	ENCUMBERED THRU 10/31/10	REMAINING ON 10/31/10	PERCENT REMAINING
330 04							
330 ELECTRICITY	46,804.53	55,000	0.00	0.00		55,000.00	100.00 %
331 WATER & SEWER	3,491.29	5,000	0.00	0.00		5,000.00	100.00 %
332 NATURAL GAS	13,949.87	30,000	0.00	0.00		30,000.00	100.00 %
334 REFUSE REMOVAL	11,062.08	8,000	2,873.91	2,873.91		5,126.09	64.07 %
350 REPAIRS-MAINT SERV	75,458.08	70,113	7,013.30	7,013.30		63,099.70	89.99 %
361 TRANS CONTRACTS	46,021.89	40,000	18,279.22	18,279.22		21,720.78	54.30 %
365 TRANS FUEL CHGBK	2,524.70	2,950	1,695.58	1,695.58		1,254.42	42.52 %
366 TRAVEL-BUSINESS	5,769.77	11,215	3,829.79	3,829.79		7,385.21	65.85 %
370 RENTALS & LEASES	21,985.36	15,000	4,226.78	4,226.78		10,773.22	71.82 %
380 ADVERTISING	1,260.00	3,100	0.00	0.00		3,100.00	100.00 %
381 PRINTING-BINDING	128,669.65	127,710	46,414.68	46,414.68		81,295.32	63.65 %
394 REGIST/ENTRY FEES	92,728.01	44,100	43,449.16	43,449.16	135.00	515.84	1.16 %
398 MISC CHARGEBACK	11,949.00	1,000-	0.00	0.00		1,000.00-	100.00 %
** TOTAL OBJ SERIES: 300-399 PURCHASED SERVICES	944,057.25	841,329	260,791.09	260,791.09	135.00	580,402.91	68.98 %
401 GENERAL SUPPLIES	115,888.03	99,175	33,590.63	33,590.63	268.04	65,316.33	65.85 %
430 INSTRUCT SUPPLIES	39,008.97	32,950	6,800.05	6,800.05	45.08	26,104.87	79.22 %
433 INDIVID INSTR MAT	5,696.92	31,039	1,777.87	1,777.87		29,261.13	94.27 %

OBJ FD	PRIOR YEAR ACTUAL	REVISED BUDGET	07/01/10 10/31/10	FISCAL YEAR 201007 EXPENDED THRU 10/31/10	ENCUMBERED THRU 10/31/10	REMAINING ON 10/31/10	PERCENT REMAINING
450 04	8,925.94	10,100	11,556.22	11,556.22	1,758.65	3,214.87-	31.83-%
450 MATERIALS FOR RESALE							
460 TEXT & WORKBOOKS	43,253.28	52,382	33,402.33	33,402.33	385.52	18,594.15	35.49 %
461 STANDARDIZED TESTS	675.00	0	0.00	0.00		0.00	0.00 %
489 PERIODICALS-PAPERS	196.41	1,050	618.99	618.99		431.01	41.04 %
490 FOOD	181,820.04	99,265	26,802.25	26,802.25		72,462.75	72.99 %
495 MILK	11,598.72	7,500	2,427.09	2,427.09		5,072.91	67.63 %
** TOTAL OBJ SERIES: 400-499 SUPPLIES AND MATR'LS	407,063.31	333,461	116,975.43	116,975.43	2,457.29	214,028.28	64.18 %
530 EQUIP PURCH - NEW	11,228.23	10,100	2,935.60	2,935.60		7,164.40	70.93 %
555 TECHNOLOGY EQUIPMENT	1,492.26	10,500	2,460.00	2,460.00		8,040.00	76.57 %
590 OTHER CAP [SOFTWARE]	6,482.91	5,300	9,293.49	9,293.49		3,993.49-	75.34-%
** TOTAL OBJ SERIES: 500-599 CAPITAL EXPENDITURES	19,203.40	25,900	14,689.09	14,689.09		11,210.91	43.28 %
820 DUES & MEMBERSHIPS	3,237.32	5,785	985.00	985.00		4,800.00	82.97 %
899 MISC EXPENSES	0.00	1,000	0.00	0.00		1,000.00	100.00 %
** TOTAL OBJ SERIES: 800-899 OTHER EXPENDITURES	3,237.32	6,785	985.00	985.00		5,800.00	85.48 %
*** 04 COMMUNITY SERVICE	6,780,588.95	6,846,979	1,991,990.82	1,991,990.82	2,592.29	4,852,395.89	70.86 %
305 PROF & TECH SERV	343,064.19	2,000,000	231,146.58	231,146.58	4,820.00	1,764,033.42	88.20 %
** TOTAL OBJ SERIES: 300-399 PURCHASED SERVICES	343,064.19	2,000,000	231,146.58	231,146.58	4,820.00	1,764,033.42	88.20 %
520 BUILDING CONSTRUCTION	9,687,835.73	0	109,469.66	109,469.66	14,432.00	123,901.66-	0.00 %
** TOTAL OBJ SERIES: 500-599 CAPITAL EXPENDITURES	9,687,835.73	0	109,469.66	109,469.66	14,432.00	123,901.66-	0.00 %
*** 06 CAPITAL PROJECTS	10,030,899.92	2,000,000	340,616.24	340,616.24	19,252.00	1,640,131.76	82.00 %

OBJ FD	PRIOR YEAR ACTUAL	REVISED BUDGET	07/01/10 10/31/10	FISCAL YEAR 201007 EXPENDED THRU 10/31/10	ENCUMBERED THRU 10/31/10	REMAINING ON 10/31/10	PERCENT REMAINING
710 07							
710 BOND, PRINCIPAL	3,750,000.00	3,895,000	0.00	0.00		3,895,000.00	100.00 %
720 BOND, INTEREST	3,237,782.08	3,103,982	2,045,816.26	2,045,816.26		1,058,165.74	34.09 %
790 OTHER DEBT SERV EXP	2,150.00	5,500	450.00	450.00		5,050.00	91.81 %
** TOTAL OBJ SERIES: 700-799 DEBT SERVICE	6,989,932.08	7,004,482	2,046,266.26	2,046,266.26		4,958,215.74	70.78 %
*** 07 DEBT SERVICE	6,989,932.08	7,004,482	2,046,266.26	2,046,266.26		4,958,215.74	70.78 %
299 OTHER EMPLOYEE BENEFITS	955,958.38	925,000	243,988.46	243,988.46		681,011.54	73.62 %
** TOTAL OBJ SERIES: 200-299 EMPLOYEE BENEFITS	955,958.38	925,000	243,988.46	243,988.46		681,011.54	73.62 %
*** 08 FLEX BENEFIT FUND	955,958.38	925,000	243,988.46	243,988.46		681,011.54	73.62 %
394 REGIST/ENTRY FEES	12,432.00	0	500.00	500.00		500.00-	0.00 %
** TOTAL OBJ SERIES: 300-399 PURCHASED SERVICES	12,432.00	0	500.00	500.00		500.00-	0.00 %
401 GENERAL SUPPLIES	559.50	0	279.75-	279.75-		279.75	0.00 %
** TOTAL OBJ SERIES: 400-499 SUPPLIES AND MATR'LS	559.50	0	279.75-	279.75-		279.75	0.00 %
898 STUDENT SCHOLARSHIPS	39,366.25	42,000	10,750.00	10,750.00		31,250.00	74.40 %
899 STUDENT SCHOLARSHIPS	6,000.00	0	2,000.00	2,000.00		2,000.00-	0.00 %
** TOTAL OBJ SERIES: 800-899 OTHER EXPENDITURES	45,366.25	42,000	12,750.00	12,750.00		29,250.00	69.64 %
*** 09 SCHOLARSHIP FUND	58,357.75	42,000	12,970.25	12,970.25		29,029.75	69.11 %
235 DENTAL INSURANCE	75,222.94	6,000	0.00	0.00		6,000.00	100.00 %
291 CONTINUING EMPLOYEE BENEFITS	0.00	105,000	0.00	0.00		105,000.00	100.00 %
** TOTAL OBJ SERIES: 200-299 EMPLOYEE BENEFITS	75,222.94	111,000	0.00	0.00		111,000.00	100.00 %
*** 10 PRIN EARLY RET INS FUND	75,222.94	111,000	0.00	0.00		111,000.00	100.00 %
186 NON-LIC INSTR - OTHER	31,295.34	32,706	6,168.49	6,168.49		26,537.51	81.13 %
** TOTAL OBJ SERIES: 100-199 SALARIES AND WAGES	31,295.34	32,706	6,168.49	6,168.49		26,537.51	81.13 %

OBJ FD	PRIOR YEAR ACTUAL	REVISED BUDGET	07/01/10 10/31/10	FISCAL YEAR 201007 EXPENDED THRU 10/31/10	ENCUMBERED THRU 10/31/10	REMAINING ON 10/31/10	PERCENT REMAINING
210 FICA	2,394.05	2,298	471.89	471.89		1,826.11	79.46 %
214 PERA	1,442.91	1,962	325.59	325.59		1,636.41	83.40 %
218 TRA	28.89-	0	0.00	0.00		0.00	0.00 %
** TOTAL OBJ SERIES: 200-299 EMPLOYEE BENEFITS	3,808.07	4,260	797.48	797.48		3,462.52	81.27 %
305 PROF & TECH SERV	2,219.06	2,865	237.17	237.17		2,627.83	91.72 %
366 TRAVEL/CONFERENCES	61.19	0	0.00	0.00		0.00	0.00 %
** TOTAL OBJ SERIES: 300-399 PURCHASED SERVICES	2,280.25	2,865	237.17	237.17		2,627.83	91.72 %
401 GENERAL SUPPLIES	812.87	300	319.00	319.00		19.00-	6.33-%
450 MATERIALS FOR RESALE	44,599.06	54,150	11,010.38	11,010.38		43,139.62	79.66 %
499 WAREHOUSE INVENTORY ADJ	1,273.98-	0	1,273.98-	1,273.98-		1,273.98	0.00 %
** TOTAL OBJ SERIES: 400-499 SUPPLIES AND MATR'LS	44,137.95	54,450	10,055.40	10,055.40		44,394.60	81.53 %
820 DUES, MBRSHPS, LICENSES & FEES	507.39	452	0.00	0.00		452.00	100.00 %
** TOTAL OBJ SERIES: 800-899 OTHER EXPENDITURES	507.39	452	0.00	0.00		452.00	100.00 %
*** 15 CAFE	82,029.00	94,733	17,258.54	17,258.54		77,474.46	81.78 %
299 DENTAL CLAIMS	883,601.67	828,000	285,716.21	285,716.21		542,283.79	65.49 %
** TOTAL OBJ SERIES: 200-299 EMPLOYEE BENEFITS	883,601.67	828,000	285,716.21	285,716.21		542,283.79	65.49 %
305 PROF & TECH SERV	80,245.61	72,600	26,390.70	26,390.70		46,209.30	63.64 %
** TOTAL OBJ SERIES: 300-399 PURCHASED SERVICES	80,245.61	72,600	26,390.70	26,390.70		46,209.30	63.64 %
*** 20 ISF - DENTAL	963,847.28	900,600	312,106.91	312,106.91		588,493.09	65.34 %
191 SEVERANCE PAY	958,780.26	996,000	0.00	0.00		996,000.00	100.00 %

OBJ FD	PRIOR YEAR ACTUAL	REVISED BUDGET	07/01/10 10/31/10	FISCAL YEAR 201007 EXPENDED THRU 10/31/10	ENCUMBERED THRU 10/31/10	REMAINING ON 10/31/10	PERCENT REMAINING
192 21							
192 CHANGE TO OPEB SEV LIABILITY	856,994.19-	0	0.00	0.00		0.00	0.00 %
** TOTAL OBJ SERIES: 100-199 SALARIES AND WAGES	101,786.07	996,000	0.00	0.00		996,000.00	100.00 %
210 FICA	9,367.10	0	3,625.99-	3,625.99-		3,625.99	0.00 %
** TOTAL OBJ SERIES: 200-299 EMPLOYEE BENEFITS	9,367.10	0	3,625.99-	3,625.99-		3,625.99	0.00 %
*** 21 ISF - POST RETIREMENT BENEFIT	111,153.17	996,000	3,625.99-	3,625.99-		999,625.99	100.36 %
220 HEALTH INSURANCE	0.00	13,393,410	0.00	0.00		13,393,410.00	100.00 %
** TOTAL OBJ SERIES: 200-299 EMPLOYEE BENEFITS	0.00	13,393,410	0.00	0.00		13,393,410.00	100.00 %
*** 22 ISF - HEALTH SELECT 105	0.00	13,393,410	0.00	0.00		13,393,410.00	100.00 %
220 HEALTH INSURANCE	1,971,102.11	1,923,803	425,493.20	425,493.20		1,498,309.80	77.88 %
230 LIFE INSURANCE	45,662.45	77	876.80	876.80		799.80-1038.70-	%
235 DENTAL INSURANCE	102,959.18	5,676	25,672.16	25,672.16		19,996.16-	352.29-%
** TOTAL OBJ SERIES: 200-299 EMPLOYEE BENEFITS	2,119,723.74	1,929,556	452,042.16	452,042.16		1,477,513.84	76.57 %
305 PROF & TECH SERV	208.30	0	124.98	124.98		124.98-	0.00 %
** TOTAL OBJ SERIES: 300-399 PURCHASED SERVICES	208.30	0	124.98	124.98		124.98-	0.00 %
*** 25 OPEB REVOCABLE TRUST	2,119,932.04	1,929,556	452,167.14	452,167.14		1,477,388.86	76.56 %
710 BOND, PRINCIPAL	0.00	585,000	0.00	0.00		585,000.00	100.00 %
720 BOND, INTEREST	781,890.00	987,650	0.00	0.00		987,650.00	100.00 %
** TOTAL OBJ SERIES: 700-799 DEBT SERVICE	781,890.00	1,572,650	0.00	0.00		1,572,650.00	100.00 %
*** 47 POST EMPLOYMENT BENEFITS	781,890.00	1,572,650	0.00	0.00		1,572,650.00	100.00 %
*** REPORT TOTALS:	146,795,159.44	150,289,543	31,685,545.65	31,685,545.65	450,353.20	118,153,644.15	78.61 %

BURNSVILLE-EAGAN-SAVAGE

Independent School District 191

DISTRICT EXPENDITURES

BY

PROGRAM/DEPARTMENT

WITHIN FUND

October, 2010

ACCT STATUS: Active and Next Year Accts ACCOUNT RANGES: 01- TO 99-999
 ZERO BALANCES: Suppress Zero Balances
 SORTED BY: ACCOUNT FD PRG
 SUBTOTALED BY: ACCOUNT FD PRG
 SERIES TOTALS: ACCOUNT PRG
 PAGE BREAK ON: <None Selected>

PRG FD	PRIOR YEAR ACTUAL	< - - - - - REVISED BUDGET	07/01/10 10/31/10	FISCAL YEAR 201007 EXPENDED THRU 10/31/10	ENCUMBERED THRU 10/31/10	REMAINING ON 10/31/10	PERCENT REMAINING
010 01							
010 BOARD OF EDUCATION	83,111.70	141,798	50,131.93	50,131.93	66.00	91,600.07	64.59 %
020 SUPERINTENDENT	328,385.92	323,248	101,228.19	101,228.19		222,019.81	68.68 %
030 ASSIST SUP'T	75,452.85	185,050	2,449.86	2,449.86		182,600.14	98.67 %
050 SCHOOL ADMINISTRATION	4,312,187.18	4,116,391	1,238,716.23	1,238,716.23	3,568.46	2,874,106.31	69.82 %
** TOTAL PRG SERIES: 000-099 ADMINISTRATION	4,799,137.65	4,766,487	1,392,526.21	1,392,526.21	3,634.46	3,370,326.33	70.70 %
105 GEN ADMIN SUPPORT	146,813.50	165,521	81,946.39	81,946.39	368.90	83,205.71	50.26 %
107 OTH ADMIN SUPPORT	0.01	0	0.00	0.00		0.00	0.00 %
110 BUSINESS SERVICES	1,431,467.12	1,365,482	457,920.35	457,920.35	0.01	907,561.64	66.46 %
130 COMMUNITY RELATIONS	326,070.85	355,838	116,118.95	116,118.95	16,000.00	223,719.05	62.87 %
140 DATA PROCESSING	730,761.96	756,007	317,952.41	317,952.41		438,054.59	57.94 %
150 LEGAL SERVICES	13,953.70	64,000	1,636.30	1,636.30		62,363.70	97.44 %
160 HUMAN RESOURCES	635,318.33	609,391	254,372.06	254,372.06	0.31	355,018.63	58.25 %
170 PRINTING	31,961.10	38,000	23,124.22	23,124.22	172.23	14,703.55	38.69 %
180 CENSUS	27,437.27	124,115	40,149.45	40,149.45		83,965.55	67.65 %
195 COMMUNITY PARTNERSHIP	650.00	3,000	0.00	0.00		3,000.00	100.00 %

PRG FD	PRIOR YEAR ACTUAL	REVISED BUDGET	07/01/10 10/31/10	FISCAL YEAR 201007 EXPENDED THRU 10/31/10	ENCUMBERED THRU 10/31/10	REMAINING ON 10/31/10	PERCENT REMAINING
197 01	24,336.20	700	8,958.63	8,958.63		8,258.63	1179.80-%
199 SCHOOL ELECTIONS	0.00	18,400	168.08	168.08		18,231.92	99.08 %
** TOTAL PRG SERIES: 100-199 DIST. SUPPORT SERV.	3,368,770.04	3,500,454	1,302,346.84	1,302,346.84	16,541.45	2,181,565.71	62.32 %
201 KINDERGARTEN	1,565,923.38	1,445,840	320,325.22	320,325.22	487.38	1,125,027.40	77.81 %
202 PRIMARY (1-3)	8,226,805.94	8,194,276	1,695,073.73	1,695,073.73	2,571.44	6,496,630.83	79.28 %
203 INTERMEDIATE (4-6)	9,621,195.94	10,251,146	2,148,681.49	2,148,681.49	3,552.92	8,098,911.59	79.00 %
204 TITLE II TEACHER TRAINING	327,511.52	317,804	53,532.48	53,532.48		264,271.52	83.15 %
205 TITLE III - LEP	198,583.84	196,630	25,090.31	25,090.31		171,539.69	87.23 %
208 ELE/SEC MIDDLE SCH'L	7,659.65	7,500	276.45	276.45		7,223.55	96.31 %
211 SECONDARY ED-GENERAL	4,461,416.71	3,859,019	960,669.92	960,669.92	13,127.61	2,885,221.47	74.76 %
212 ART	851,566.57	819,325	193,408.72	193,408.72	2,093.64	623,822.64	76.13 %
215 BUSINESS	69,745.58	109,769	23,391.01	23,391.01	25.00	86,352.99	78.66 %
216 TITLE I EDUCATIONALLY DISADVAN	1,385,032.29	1,365,334	205,614.44	205,614.44		1,159,719.56	84.94 %
217 ASSURANCE OF MASTERY	201,276.66	332,568	62,058.50	62,058.50		270,509.50	81.33 %
218 SCHOOL ENRICHMENT PROG	514,790.42	485,746	116,042.37	116,042.37		369,703.63	76.11 %
219 ESL	2,908,932.10	2,910,890	626,517.60	626,517.60		2,284,372.40	78.47 %
220 LANGUAGE ARTS	2,658,451.64	2,644,787	574,543.35	574,543.35	547.22	2,069,696.43	78.25 %

PRG FD	PRIOR YEAR ACTUAL	REVISED BUDGET	07/01/10 10/31/10	FISCAL YEAR 201007 EXPENDED THRU 10/31/10	ENCUMBERED THRU 10/31/10	REMAINING ON 10/31/10	PERCENT REMAINING
230 01							
230 WORLD LANGUAGES	1,180,596.53	1,092,764	245,061.56	245,061.56	78.44	847,624.00	77.56 %
240 PHY ED-HEALTH-REC	2,110,962.60	1,788,091	422,176.02	422,176.02	129.04	1,365,785.94	76.38 %
250 FAMILY LIVING SCIENCE	162,026.35	153,098	28,913.17	28,913.17		124,184.83	81.11 %
255 INDUSTRIAL EDUCATION	432,280.93	391,918	87,793.67	87,793.67	585.82	303,538.51	77.44 %
256 MATHEMATICS	2,744,967.66	2,575,742	543,179.20	543,179.20	446.89	2,032,115.91	78.89 %
258 MUSIC	1,998,269.35	1,723,963	410,552.41	410,552.41	1,530.27	1,311,880.32	76.09 %
260 NATURAL SCIENCES	3,279,666.45	3,130,740	686,888.30	686,888.30	2,932.99	2,440,918.71	77.96 %
270 SOCIAL STUDIES	2,689,519.35	2,601,879	540,441.65	540,441.65	33.93	2,061,403.42	79.22 %
280 OTH REG INSTRUCTIONAL SEC	0.00	715,000	0.00	0.00		715,000.00	100.00 %
291 CO-CURRICULAR	717,659.69	385,044	167,783.26	167,783.26	795.00	216,465.74	56.21 %
292 BOYS/GIRLS ATHLETICS	501,328.12	359,931	143,537.30	143,537.30	3,314.26	213,079.44	59.20 %
294 BOYS ATHLETICS	456,232.02	429,411	158,751.39	158,751.39	2,960.05	267,699.56	62.34 %
296 GIRLS ATHLETICS	428,654.46	406,148	130,198.37	130,198.37	1,295.54	274,654.09	67.62 %
** TOTAL PRG SERIES: 200-299 REGULAR INSTRUCTION	49,701,055.75	48,694,363	10,570,501.89	10,570,501.89	36,507.44	38,087,353.67	78.21 %
311 DISTRIBUTIVE EDUCATION	20,999.79	0	7,674.60	7,674.60	5,859.45	13,534.05-	0.00 %
331 HOME ECONOMICS ED	301,182.18	348,338	64,630.25	64,630.25	29.95	283,677.80	81.43 %
341 BUSINESS & OFFICE ED	149,540.10	145,332	33,327.42	33,327.42	453.68	111,550.90	76.75 %

PRG FD	PRIOR YEAR ACTUAL	< - - - - - REVISED BUDGET	07/01/10 10/31/10	FISCAL YEAR 201007 EXPENDED THRU 10/31/10	ENCUMBERED THRU 10/31/10	REMAINING ON 10/31/10	PERCENT REMAINING
351 01	8,922.01	0	10,076.28	10,076.28	87.47	10,163.75-	0.00 %
351 TECHNICAL EDUCATION							
361 TRADE-INDUSTRIAL ED	129,506.76	168,783	27,183.84	27,183.84		141,599.16	83.89 %
380 SPECIAL NEEDS	608,929.25	494,373	108,617.65	108,617.65		385,755.35	78.02 %
399 VOCATIONAL-GENERAL	365,999.90	342,427	187,843.37	187,843.37		154,583.63	45.14 %
** TOTAL PRG SERIES: 300-399	1,585,079.99	1,499,253	439,353.41	439,353.41	6,430.55	1,053,469.04	70.26 %
VOCATIONAL INSTRUC.							
400 GENERAL SPECIAL ED	132,124.49	189,201-	10,724.67	10,724.67	2,649.99	202,575.66-	107.06 %
401 SPEECH/LANGUAGE IMPAIRED	1,298,272.01	1,290,036	293,180.69	293,180.69	9.90	996,845.41	77.27 %
402 MMM MENTALLY IMP - MILD-MOD	1,117,560.08	1,406,222	273,465.76	273,465.76	1,545.00	1,131,211.24	80.44 %
403 MSMI MENTALLY IMP - MOD-SEVERE	1,148,444.67	1,010,941	172,818.33	172,818.33	5.74	838,116.93	82.90 %
404 PHYSICALLY IMPAIRED	423,766.24	582,105	65,592.01	65,592.01		516,512.99	88.73 %
405 DEAF-HARD OF HEARING	104,108.24	420,300	80.00	80.00		420,220.00	99.98 %
406 VISUALLY IMPAIRED	143,444.65	206,181	8,750.39	8,750.39		197,430.61	95.75 %
407 LD SPECIFIC LRNING DISABILITY	3,198,610.51	3,411,383	649,239.22	649,239.22	7,180.68	2,754,963.10	80.75 %
408 EBD EMOTION/BEHAVIOR DISORDER	4,234,335.16	4,057,790	862,196.13	862,196.13	4,252.67	3,191,341.20	78.64 %
410 OTHER HEALTH IMPAIRED	397,777.63	446,588	58,238.71	58,238.71	115.94	388,233.35	86.93 %
411 AUTISTIC	2,426,259.30	2,238,867	370,605.96	370,605.96	3,210.93	1,865,050.11	83.30 %
412 EARLY CHILDHOOD SPEC EDUCATION	2,972,854.38	2,988,844	755,130.37	755,130.37	1,933.33	2,231,780.30	74.67 %

PRG FD	PRIOR YEAR ACTUAL	REVISED BUDGET	07/01/10 10/31/10	FISCAL YEAR 201007 EXPENDED THRU 10/31/10	ENCUMBERED THRU 10/31/10	REMAINING ON 10/31/10	PERCENT REMAINING
414 01							
414 TRAUMATIC BRAIN INJURY	120.00	100	0.00	0.00		100.00	100.00 %
416 SEVERELY MULTIPLY IMPAIRED	6,710.36	0	60.00	60.00		60.00-	0.00 %
420 SPECIAL ED-GENERAL	2,656,373.80	4,029,570	979,862.08	979,862.08	25,161.22	3,024,546.70	75.05 %
430 HOMEBOUND	50,898.17	38,622	8,559.60	8,559.60		30,062.40	77.83 %
472 SP ED - HEALTH SERVICES	393,295.77	421,120	84,272.70	84,272.70		336,847.30	79.98 %
473 SP ED - PSYCHOLOGICAL SERV	819,626.45	924,496	222,695.20	222,695.20		701,800.80	75.91 %
474 SP ED - SOCIAL WORK	1,959.69	43,542	8,740.46	8,740.46		34,801.54	79.92 %
** TOTAL PRG SERIES: 400-499 SPECIAL ED INSTRUCT.	21,526,541.60	23,327,506	4,824,212.28	4,824,212.28	46,065.40	18,457,228.32	79.12 %
505 COMM SERV - GENERAL	315.40-	0	0.00	0.00		0.00	0.00 %
520 BALC - DIPLOMA	135,057.57	204,880	122,020.62	122,020.62		82,859.38	40.44 %
** TOTAL PRG SERIES: 500-599 COMMUNITY ED & SERV	134,742.17	204,880	122,020.62	122,020.62		82,859.38	40.44 %
600 INSTRUCT SUPPORT	37,367.51-	35,273-	0.00	0.00		35,273.00-	100.00 %
605 GENERAL INSTRUCT SUPPORT	1,336,539.16	1,337,794	403,992.15	403,992.15		933,801.85	69.80 %
610 CURR CONSULT/DEVELOP	1,837,185.54	1,732,408	395,985.48	395,985.48	53,583.38	1,282,839.14	74.04 %
620 EDUCATIONAL MEDIA	989,785.30	924,497	204,977.69	204,977.69	30,137.86	689,381.45	74.56 %
640 STAFF DEVELOPMENT	2,306,365.06	2,543,647	232,359.26	232,359.26	428.03	2,310,859.71	90.84 %
680 COMP ASSIST INSTRUCT	1,494,029.50	1,513,324	570,062.12	570,062.12	4,322.20	938,939.68	62.04 %

PRG FD	PRIOR YEAR ACTUAL	REVISED BUDGET	07/01/10 10/31/10	FISCAL YEAR 201007 EXPENDED THRU 10/31/10	ENCUMBERED THRU 10/31/10	REMAINING ON 10/31/10	PERCENT REMAINING
690 01							
690 OTHR INSTR SUPP SERV	47,039.00	47,050	9,767.60	9,767.60		37,282.40	79.23 %
** TOTAL PRG SERIES: 600-699 INSTRUC SUPPORT SERV	7,973,576.05	8,063,447	1,817,144.30	1,817,144.30	88,471.47	6,157,831.23	76.36 %
710 COUNSELING/GUIDANCE	1,158,382.20	1,054,845	237,423.65	237,423.65	785.80	816,635.55	77.41 %
720 HEALTH SERVICES	941,900.06	898,022	198,139.40	198,139.40	568.00	699,314.60	77.87 %
740 ATTEND/SOC WORK SERV	526,440.15	405,984	185,215.76	185,215.76	356.25	220,411.99	54.29 %
760 PUPIL TRANSPORTATION	0.00	57,904	0.00	0.00		57,904.00	100.00 %
770 FOOD SERVICES	24,328.47	0	1,045.44	1,045.44		1,045.44-	0.00 %
780 ALCOHOL/DRUG PREV PRG	39,855.25	0	0.00	0.00		0.00	0.00 %
790 OTHER PUPIL SUPPORT SERVICES	427,794.28	278,487	64,502.12	64,502.12	24,297.00	189,687.88	68.11 %
791 DIVERSITY/PEER LDRSHP	6,793.93	6,709	1,459.24	1,459.24		5,249.76	78.24 %
792 PUPIL APPRAISAL	383,024.29	382,294	191,895.86	191,895.86		190,398.14	49.80 %
** TOTAL PRG SERIES: 700-799 PUPIL SUPPORT SERV	3,508,518.63	3,084,245	879,681.47	879,681.47	26,007.05	2,178,556.48	70.63 %
810 OPERATIONS	6,801,131.10	7,089,900	2,083,385.04	2,083,385.04	15,355.59	4,991,159.37	70.39 %
811 MAINTENANCE	1,279,737.82	1,204,375	406,063.07	406,063.07	158,860.60	639,451.33	53.09 %
850 FACILITIES	1,545,080.95	1,950,582	496,022.25	496,022.25	28,160.05	1,426,399.70	73.12 %
** TOTAL PRG SERIES: 800-899 SITE,BUILDINGS,EQUIP	9,625,949.87	10,244,857	2,985,470.36	2,985,470.36	202,376.24	7,057,010.40	68.88 %
920 SHORT TERM DEBT	33,909.38	10,000	0.00	0.00		10,000.00	100.00 %
930 EMPLOYEE BENEFITS	0.00	0	266,989.44	266,989.44		266,989.44-	0.00 %

PRG FD	PRIOR YEAR ACTUAL	REVISED BUDGET	07/01/10 10/31/10	EXPENDED THRU 10/31/10	FISCAL YEAR 201007 ENCUMBERED THRU 10/31/10	REMAINING ON 10/31/10	PERCENT REMAINING
940 01							
940 PROPERTY & OTHER INS	202,268.83	500,000	126,602.94	126,602.94		373,397.06	74.67 %
950 TRANSFERS	4,918,775.83	166,799	0.00	0.00		166,799.00	100.00 %
** TOTAL PRG SERIES: 900-999	5,154,954.04	676,799	393,592.38	393,592.38		283,206.62	41.84 %
FISCAL & OTHER FIXED							
*** 01 GENERAL	107,378,325.79	104,062,291	24,726,849.76	24,726,849.76	426,034.06	78,909,407.18	75.82 %
770 FOOD SERVICES	4,265,454.09	4,000,604	898,288.05	898,288.05	2,474.85	3,099,841.10	77.48 %
** TOTAL PRG SERIES: 700-799	4,265,454.09	4,000,604	898,288.05	898,288.05	2,474.85	3,099,841.10	77.48 %
PUPIL SUPPORT SERV							
*** 02 FOOD SERVICE	4,265,454.09	4,000,604	898,288.05	898,288.05	2,474.85	3,099,841.10	77.48 %
760 PUPIL TRANSPORTATION	6,201,568.05	6,410,238	631,092.25	631,092.25		5,779,145.75	90.15 %
** TOTAL PRG SERIES: 700-799	6,201,568.05	6,410,238	631,092.25	631,092.25		5,779,145.75	90.15 %
PUPIL SUPPORT SERV							
930 EMPLOYEE BENEFITS	0.00	0	15,576.96	15,576.96		15,576.96-	0.00 %
** TOTAL PRG SERIES: 900-999	0.00	0	15,576.96	15,576.96		15,576.96-	0.00 %
FISCAL & OTHER FIXED							
*** 03 TRANSPORTATION	6,201,568.05	6,410,238	646,669.21	646,669.21		5,763,568.79	89.91 %
505 COMM SERV - GENERAL	320,042.38	763,581	106,974.00	106,974.00	63.87	656,543.13	85.98 %
510 ADULT EDUCATION	300,002.48	348,150	89,554.42	89,554.42		258,595.58	74.27 %
511 ADULT RECREATION	12,730.71	14,729	484.06	484.06		14,244.94	96.71 %
520 ADULT BASIC ED	513,802.86	517,642	158,030.15	158,030.15	180.08	359,431.77	69.43 %
550 PRESCHOOL	223,067.37	254,680	58,448.22	58,448.22	13.45	196,218.33	77.04 %
551 ELEMENTARY	320,552.50	222,958	103,534.96	103,534.96		119,423.04	53.56 %
552 SECONDARY	131,268.13	67,438	43,474.88	43,474.88		23,963.12	35.53 %
553 GTI GIFTED/TALENTED	55,917.43	52,345	39,742.22	39,742.22		12,602.78	24.07 %

PRG FD	PRIOR YEAR ACTUAL	REVISED BUDGET	07/01/10 10/31/10	FISCAL YEAR 201007 EXPENDED THRU 10/31/10	ENCUMBERED THRU 10/31/10	REMAINING ON 10/31/10	PERCENT REMAINING
554 04							
554 SES	60,392.44	30,698	418.29	418.29		30,279.71	98.63 %
560 RECREATION	175,215.00	84,650	78,625.39	78,625.39		6,024.61	7.11 %
570 PROJECT KIDS	2,248,574.70	1,950,127	693,427.41	693,427.41		1,256,699.59	64.44 %
571 PROJ KIDS - PRESCHOOL	1,120,424.26	1,186,585	298,993.96	298,993.96	143.26	887,447.78	74.79 %
580 EARLY CHILD & FAMILY ED	561,310.60	559,482	140,791.71	140,791.71		418,690.29	74.83 %
582 SCHOOL READINESS	120,386.41	125,059	22,383.41	22,383.41		102,675.59	82.10 %
583 PRESCHOOL SCREENING	48,368.05	52,443	4,072.65	4,072.65		48,370.35	92.23 %
585 YOUTH DEV/SERV	67,931.61	76,115	19,887.84	19,887.84	47.46	56,179.70	73.80 %
586 AFTER SCHOOL ENRICHMENT	64,516.84	52,285	10,020.41	10,020.41		42,264.59	80.83 %
590 OTHER COMM SERVICES	436,085.18	488,012	123,126.84	123,126.84	2,144.17	362,740.99	74.33 %
** TOTAL PRG SERIES: 500-599 COMMUNITY ED & SERV	6,780,588.95	6,846,979	1,991,990.82	1,991,990.82	2,592.29	4,852,395.89	70.86 %
*** 04 COMMUNITY SERVICE	6,780,588.95	6,846,979	1,991,990.82	1,991,990.82	2,592.29	4,852,395.89	70.86 %
850 FACILITIES	10,030,899.92	2,000,000	340,616.24	340,616.24	19,252.00	1,640,131.76	82.00 %
** TOTAL PRG SERIES: 800-899 SITE,BUILDINGS,EQUIP	10,030,899.92	2,000,000	340,616.24	340,616.24	19,252.00	1,640,131.76	82.00 %
*** 06 CAPITAL PROJECTS	10,030,899.92	2,000,000	340,616.24	340,616.24	19,252.00	1,640,131.76	82.00 %
910 DEBT RED-BOND'D DEBT	6,989,932.08	7,004,482	2,046,266.26	2,046,266.26		4,958,215.74	70.78 %
** TOTAL PRG SERIES: 900-999 FISCAL & OTHER FIXED	6,989,932.08	7,004,482	2,046,266.26	2,046,266.26		4,958,215.74	70.78 %
*** 07 DEBT SERVICE	6,989,932.08	7,004,482	2,046,266.26	2,046,266.26		4,958,215.74	70.78 %
050 SCHOOL ADMINISTRATION	48,510.37	83,250	14,897.70	14,897.70		68,352.30	82.10 %
** TOTAL PRG SERIES: 000-099 ADMINISTRATION	48,510.37	83,250	14,897.70	14,897.70		68,352.30	82.10 %

PRG FD	PRIOR YEAR ACTUAL	REVISED BUDGET	07/01/10 10/31/10	FISCAL YEAR 201007 EXPENDED THRU 10/31/10	ENCUMBERED THRU 10/31/10	REMAINING ON 10/31/10	PERCENT REMAINING
110 08							
110 BUSINESS SERVICES	24,069.96	37,000	3,547.22	3,547.22		33,452.78	90.41 %
** TOTAL PRG SERIES: 100-199 DIST. SUPPORT SERV.	24,069.96	37,000	3,547.22	3,547.22		33,452.78	90.41 %
211 SECONDARY ED-GENERAL	789,018.91	740,000	196,956.79	196,956.79		543,043.21	73.38 %
** TOTAL PRG SERIES: 200-299 REGULAR INSTRUCTION	789,018.91	740,000	196,956.79	196,956.79		543,043.21	73.38 %
505 COMM SERV - GENERAL	42,312.99	46,250	15,945.85	15,945.85		30,304.15	65.52 %
** TOTAL PRG SERIES: 500-599 COMMUNITY ED & SERV	42,312.99	46,250	15,945.85	15,945.85		30,304.15	65.52 %
605 GEN INSTRUCT SUPPORT	24,102.61	0	6,932.26	6,932.26		6,932.26-	0.00 %
** TOTAL PRG SERIES: 600-699 INSTRUC SUPPORT SERV	24,102.61	0	6,932.26	6,932.26		6,932.26-	0.00 %
770 FOOD SERVICES	4,816.24	2,775	466.48	466.48		2,308.52	83.18 %
** TOTAL PRG SERIES: 700-799 PUPIL SUPPORT SERV	4,816.24	2,775	466.48	466.48		2,308.52	83.18 %
810 OPERATIONS	23,127.30	15,725	5,242.16	5,242.16		10,482.84	66.66 %
** TOTAL PRG SERIES: 800-899 SITE,BUILDINGS,EQUIP	23,127.30	15,725	5,242.16	5,242.16		10,482.84	66.66 %
*** 08 FLEX BENEFIT FUND	955,958.38	925,000	243,988.46	243,988.46		681,011.54	73.62 %
790 OTHER PUPIL SUPP SER	58,357.75	42,000	12,970.25	12,970.25		29,029.75	69.11 %
** TOTAL PRG SERIES: 700-799 PUPIL SUPPORT SERV	58,357.75	42,000	12,970.25	12,970.25		29,029.75	69.11 %
*** 09 SCHOLARSHIP FUND	58,357.75	42,000	12,970.25	12,970.25		29,029.75	69.11 %
930 EMPLOYEE BENEFITS	75,222.94	111,000	0.00	0.00		111,000.00	100.00 %
** TOTAL PRG SERIES: 900-999 FISCAL & OTHER FIXED	75,222.94	111,000	0.00	0.00		111,000.00	100.00 %
*** 10 PRIN EARLY RET INS FUND	75,222.94	111,000	0.00	0.00		111,000.00	100.00 %
790 OTHER PUPIL SUPPORT SERVICES	82,029.00	94,733	17,258.54	17,258.54		77,474.46	81.78 %
** TOTAL PRG SERIES: 700-799 PUPIL SUPPORT SERV	82,029.00	94,733	17,258.54	17,258.54		77,474.46	81.78 %
*** 15 CAFE	82,029.00	94,733	17,258.54	17,258.54		77,474.46	81.78 %

PRG FD	PRIOR YEAR ACTUAL	FISCAL YEAR 201007					
		< - - - - - REVISED BUDGET	07/01/10 10/31/10	EXPENDED THRU 10/31/10	ENCUMBERED THRU 10/31/10	REMAINING ON 10/31/10	PERCENT REMAINING
050 20							
050 SCHOOL ADMINISTRATION	44,180.40	43,500	14,537.05	14,537.05		28,962.95	66.58 %
** TOTAL PRG SERIES: 000-099 ADMINISTRATION	44,180.40	43,500	14,537.05	14,537.05		28,962.95	66.58 %
105 GEN ADMIN SUPPORT	17,192.27	16,300	5,617.93	5,617.93		10,682.07	65.53 %
** TOTAL PRG SERIES: 100-199 DIST. SUPPORT SERV.	17,192.27	16,300	5,617.93	5,617.93		10,682.07	65.53 %
203 INTERMEDIATE (4-6)	461,489.16	424,000	147,811.38	147,811.38		276,188.62	65.13 %
** TOTAL PRG SERIES: 200-299 REGULAR INSTRUCTION	461,489.16	424,000	147,811.38	147,811.38		276,188.62	65.13 %
399 VOCATIONAL-GENERAL	12,274.56	12,000	4,030.98	4,030.98		7,969.02	66.40 %
** TOTAL PRG SERIES: 300-399 VOCATIONAL INSTRUC.	12,274.56	12,000	4,030.98	4,030.98		7,969.02	66.40 %
420 SPECIAL ED-GENERAL	219,110.72	208,000	71,679.02	71,679.02		136,320.98	65.53 %
** TOTAL PRG SERIES: 400-499 SPECIAL ED INSTRUC.	219,110.72	208,000	71,679.02	71,679.02		136,320.98	65.53 %
505 COMM SERV - GENERAL	60,843.90	57,600	19,922.06	19,922.06		37,677.94	65.41 %
** TOTAL PRG SERIES: 500-599 COMMUNITY ED & SERV	60,843.90	57,600	19,922.06	19,922.06		37,677.94	65.41 %
605 GEN INSTRUCT SUPPORT	31,234.97	29,400	10,246.73	10,246.73		19,153.27	65.14 %
** TOTAL PRG SERIES: 600-699 INSTRUC SUPPORT SERV	31,234.97	29,400	10,246.73	10,246.73		19,153.27	65.14 %
790 OTHER PUPIL SUPPORT SERVICES	71,209.20	67,400	23,328.86	23,328.86		44,071.14	65.38 %
** TOTAL PRG SERIES: 700-799 PUPIL SUPPORT SERV	71,209.20	67,400	23,328.86	23,328.86		44,071.14	65.38 %
810 OPERATIONS	46,312.10	42,400	14,932.90	14,932.90		27,467.10	64.78 %
** TOTAL PRG SERIES: 800-899 SITE,BUILDINGS,EQUIP	46,312.10	42,400	14,932.90	14,932.90		27,467.10	64.78 %
*** 20 ISF - DENTAL	963,847.28	900,600	312,106.91	312,106.91		588,493.09	65.34 %
030 ASSIST SUP'T	0.00	21,000	0.00	0.00		21,000.00	100.00 %

PRG FD	PRIOR YEAR ACTUAL	REVISED BUDGET	07/01/10 10/31/10	FISCAL YEAR 201007 EXPENDED THRU 10/31/10	ENCUMBERED THRU 10/31/10	REMAINING ON 10/31/10	PERCENT REMAINING
050 21							
050 SCHOOL ADMINISTRATION	495,308.85	225,000	3,625.99-	3,625.99-		228,625.99	101.61 %
** TOTAL PRG SERIES: 000-099 ADMINISTRATION	495,308.85	246,000	3,625.99-	3,625.99-		249,625.99	101.47 %
211 SECONDARY ED-GENERAL	384,155.68-	750,000	0.00	0.00		750,000.00	100.00 %
** TOTAL PRG SERIES: 200-299 REGULAR INSTRUCTION	384,155.68-	750,000	0.00	0.00		750,000.00	100.00 %
*** 21 ISF - POST RETIREMENT BENEFIT	111,153.17	996,000	3,625.99-	3,625.99-		999,625.99	100.36 %
105 GEN ADMIN SUPPORT	0.00	13,393,410	0.00	0.00		13,393,410.00	100.00 %
** TOTAL PRG SERIES: 100-199 DIST. SUPPORT SERV.	0.00	13,393,410	0.00	0.00		13,393,410.00	100.00 %
*** 22 ISF - HEALTH SELECT 105	0.00	13,393,410	0.00	0.00		13,393,410.00	100.00 %
050 SCHOOL ADMINISTRATION	46,236.10	50,603	39,009.40	39,009.40		11,593.60	22.91 %
** TOTAL PRG SERIES: 000-099 ADMINISTRATION	46,236.10	50,603	39,009.40	39,009.40		11,593.60	22.91 %
110 BUSINESS SERVICES	77,998.28	80,946	32,119.44	32,119.44		48,826.56	60.31 %
** TOTAL PRG SERIES: 100-199 DIST. SUPPORT SERV.	77,998.28	80,946	32,119.44	32,119.44		48,826.56	60.31 %
211 SECONDARY ED-GENERAL	497,799.79	561,930	206,584.07	206,584.07		355,345.93	63.23 %
** TOTAL PRG SERIES: 200-299 REGULAR INSTRUCTION	497,799.79	561,930	206,584.07	206,584.07		355,345.93	63.23 %
810 OPERATIONS	35.00	77	0.00	0.00		77.00	100.00 %
** TOTAL PRG SERIES: 800-899 SITE,BUILDINGS,EQUIP	35.00	77	0.00	0.00		77.00	100.00 %
935 OPEB RETIREE CONTRIBUTIONS	1,497,862.87	1,236,000	174,454.23	174,454.23		1,061,545.77	85.88 %
** TOTAL PRG SERIES: 900-999 FISCAL & OTHER FIXED	1,497,862.87	1,236,000	174,454.23	174,454.23		1,061,545.77	85.88 %
*** 25 OPEB REVOCABLE TRUST	2,119,932.04	1,929,556	452,167.14	452,167.14		1,477,388.86	76.56 %
910 DEBT RED-BOND'D DEBT	781,890.00	1,572,650	0.00	0.00		1,572,650.00	100.00 %
** TOTAL PRG SERIES: 900-999 FISCAL & OTHER FIXED	781,890.00	1,572,650	0.00	0.00		1,572,650.00	100.00 %
*** 47 POST EMPLOYMENT BENEFITS	781,890.00	1,572,650	0.00	0.00		1,572,650.00	100.00 %
*** REPORT TOTALS:	146,795,159.44	150,289,543	31,685,545.65	31,685,545.65		450,353.20 118,153,644.15	78.61 %

BURNSVILLE-EAGAN-SAVAGE

Independent School District 191

DISTRICT EXPENDITURES

BY

BUILDING / ORGANIZATIONAL UNIT

WITHIN FUND

October, 2010

ACCT STATUS: Active and Next Year Accts ACCOUNT RANGES: 01 TO 99-999
 ZERO BALANCES: Suppress Zero Balances
 SORTED BY: ACCOUNT FD ORG
 SUBTOTALLED BY: ACCOUNT FD ORG
 SERIES TOTALS: ACCOUNT ORG
 PAGE BREAK ON: <None Selected>

ORG FD	PRIOR YEAR ACTUAL	< - - - - - REVISIED BUDGET	07/01/10 10/31/10	FISCAL YEAR 201007 EXPENDED THRU 10/31/10	ENCUMBERED THRU 10/31/10	REMAINING ON 10/31/10	PERCENT REMAINING
005 01							
005 DISTRICTWIDE	12,513,122.06	10,372,416	3,375,229.55	3,375,229.55	251,751.15	6,745,435.30	65.03 %
006 ADMIN BLDG	30,833.33	26,900	7,016.11	7,016.11		19,883.89	73.91 %
007 ENVISION-PERFORMING ARTS CTR	316,643.83	231,024	54,971.10	54,971.10	1,266.80	174,786.10	75.65 %
008 DIAMONDHEAD	786,623.55	774,768	135,647.78	135,647.78	7,500.00	631,620.22	81.52 %
014 BURNSVILLE SR HIGH	17,626,414.82	16,261,822	3,843,849.59	3,843,849.59	35,501.54	12,382,470.87	76.14 %
015 METCALF JR HIGH	5,837,633.73	5,542,512	1,203,008.60	1,203,008.60	2,073.54	4,337,429.86	78.25 %
066 EAGLE RIDGE JR HIGH	5,888,959.29	5,661,268	1,295,300.31	1,295,300.31	5,444.72	4,360,522.97	77.02 %
085 NICOLLET JR HIGH	5,544,200.98	5,147,849	1,154,741.38	1,154,741.38	384.71	3,992,722.91	77.56 %
** TOTAL ORG SERIES: 000-099 DISTRICT WIDE	48,544,431.59	44,018,559	11,069,764.42	11,069,764.42	303,922.46	32,644,872.12	74.16 %
100 ELEMENTARY SERVICES	527,348.29	1,122,561	63,261.21	63,261.21	568.00	1,058,731.79	94.31 %
** TOTAL ORG SERIES: 100-199 ELEMENTARY SERVICES	527,348.29	1,122,561	63,261.21	63,261.21	568.00	1,058,731.79	94.31 %
200 ELE/SEC SERVICES	7,593,805.53	9,321,712	2,622,995.95	2,622,995.95	56,627.93	6,642,088.12	71.25 %
299 SUMMER SCHOOL	32,902.65	28,250	36,657.37	36,657.37		8,407.37-	29.76-%
** TOTAL ORG SERIES: 200-299 ELEM/SECOND SERVICES	7,626,708.18	9,349,962	2,659,653.32	2,659,653.32	56,627.93	6,633,680.75	70.94 %
300 SECONDARY SERVICES	637,392.05	1,069,119	201,072.33	201,072.33	0.01	868,046.66	81.19 %
314 BALC - SECONDARY	264,695.11	325,383	102,378.36	102,378.36		223,004.64	68.53 %

ORG FD	PRIOR YEAR ACTUAL	REVISED BUDGET	07/01/10 10/31/10	FISCAL YEAR 201007 EXPENDED THRU 10/31/10	ENCUMBERED THRU 10/31/10	REMAINING ON 10/31/10	PERCENT REMAINING
315 01							
315 BALC - ELEM/JRH	510,854.63	709,264	277,403.10	277,403.10		431,860.90	60.88 %
** TOTAL ORG SERIES: 300-399 SECONDARY SERVICES	1,412,941.79	2,103,766	580,853.79	580,853.79	0.01	1,522,912.20	72.38 %
414 BESTransition SERVICES	768,382.37	853,637	167,550.54	167,550.54	36.77	686,049.69	80.36 %
481 CEDAR ELEMENTARY	3,375,876.60	3,323,078	784,746.65	784,746.65	3,933.33	2,534,398.02	76.26 %
482 GIDEON POND ELEMENTARY	3,038,674.70	2,922,317	614,383.18	614,383.18	2,905.65	2,305,028.17	78.87 %
483 EDW NEILL ELEMENTARY	4,067,438.32	3,890,687	832,517.34	832,517.34	6,543.50	3,051,626.16	78.43 %
484 MARION W SAVAGE ELEMENTARY	4,435,453.75	4,314,607	943,237.57	943,237.57	960.65	3,370,408.78	78.11 %
485 SIOUX TRAIL ELEMENTARY	3,386,672.47	3,263,605	716,233.52	716,233.52	824.89	2,546,546.59	78.02 %
486 VISTA VIEW ELEMENTARY	3,891,070.29	3,726,366	791,633.11	791,633.11	4,611.02	2,930,121.87	78.63 %
487 BYRNE ELEMENTARY	4,103,723.17	3,994,304	848,352.57	848,352.57	6,953.89	3,138,997.54	78.58 %
488 RAHN ELEMENTARY	3,388,325.62	3,352,922	707,713.24	707,713.24	2,675.32	2,642,533.44	78.81 %
489 SKY OAKS ELEMENTARY	5,091,002.57	4,703,241	934,671.90	934,671.90	4,083.30	3,764,485.80	80.04 %
490 HIDDEN VALLEY ELEMENTARY	5,427,037.91	5,134,705	1,156,151.83	1,156,151.83	781.16	3,977,772.01	77.46 %
491 HARRIET BISHOP ELEMENTARY	4,680,496.15	4,172,671	953,148.22	953,148.22	7,434.89	3,212,087.89	76.97 %
** TOTAL ORG SERIES: 400-499 UNDEFINED ORG SERIES	45,654,153.92	43,652,140	9,450,339.67	9,450,339.67	41,744.37	34,160,055.96	78.25 %
500 ABE - AREA LEARNING CENTER	135,057.57	249,250	125,562.04	125,562.04		123,687.96	49.62 %
509 VALE	1,645,063.29	1,505,587	313,037.39	313,037.39	10,242.48	1,182,307.13	78.52 %

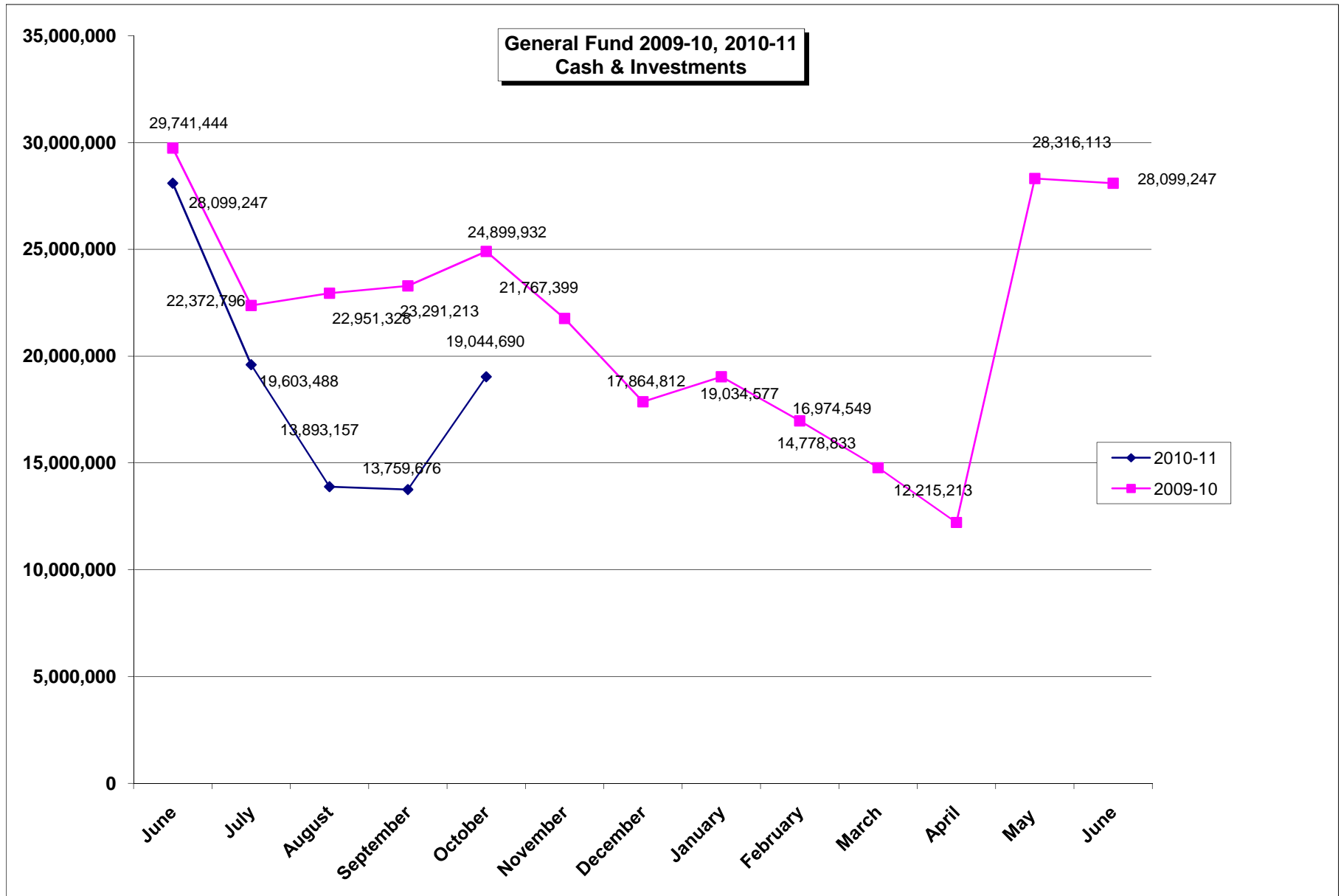
ORG FD	PRIOR YEAR ACTUAL	REVISED BUDGET	07/01/10 10/31/10	FISCAL YEAR 201007 EXPENDED THRU 10/31/10	ENCUMBERED THRU 10/31/10	REMAINING ON 10/31/10	PERCENT REMAINING
514 CEDAR ALTERNATIVE	1,656,206.93	1,832,878	381,317.42	381,317.42	12,928.81	1,438,631.77	78.49 %
516 ANTHONY LEWIS CENTER	39,668.77	50,219	6,662.30	6,662.30		43,556.70	86.73 %
520 OPTIONS TREATMENT CENTER	40,219.11	110,050	13,891.55	13,891.55		96,158.45	87.37 %
530 SUMMER ESY K-12 STRETCH PROG	71,721.90	58,938	59,042.81	59,042.81		104.81-	0.17-%
** TOTAL ORG SERIES: 500-599 COMMUNITY SERVICE	3,587,937.57	3,806,922	899,513.51	899,513.51	23,171.29	2,884,237.20	75.76 %
701 ST JOHN'S	24,804.45	8,381	3,463.84	3,463.84		4,917.16	58.67 %
** TOTAL ORG SERIES: 700-799 NONPUBLIC SCHOOL	24,804.45	8,381	3,463.84	3,463.84		4,917.16	58.67 %
*** 01 GENERAL	107,378,325.79	104,062,291	24,726,849.76	24,726,849.76	426,034.06	78,909,407.18	75.82 %
005 DISTRICTWIDE	821,352.31	721,334	154,244.26	154,244.26	2,463.87	564,625.87	78.27 %
014 BURNSVILLE SR HIGH	676,213.60	639,612	117,350.49	117,350.49		522,261.51	81.65 %
015 METCALF JR HIGH	333,798.35	320,464	70,384.75	70,384.75	10.98	250,068.27	78.03 %
066 EAGLE RIDGE JR HIGH	332,115.57	311,393	72,374.99	72,374.99		239,018.01	76.75 %
085 NICOLLET JR HIGH	287,007.43	283,138	59,772.41	59,772.41		223,365.59	78.88 %
** TOTAL ORG SERIES: 000-099 DISTRICT WIDE	2,450,487.26	2,275,941	474,126.90	474,126.90	2,474.85	1,799,339.25	79.05 %
482 GIDEON POND ELEMENTARY	165,412.78	156,245	36,871.37	36,871.37		119,373.63	76.40 %
483 EDW NEILL ELEMENTARY	167,964.27	158,254	36,586.48	36,586.48		121,667.52	76.88 %
484 MARION W SAVAGE ELEMENTARY	178,848.68	175,115	44,035.51	44,035.51		131,079.49	74.85 %
485 SIOUX TRAIL ELEMENTARY	164,522.26	158,251	36,748.95	36,748.95		121,502.05	76.77 %

ORG FD	PRIOR YEAR ACTUAL	REVISED BUDGET	07/01/10 10/31/10	FISCAL YEAR 201007 EXPENDED THRU 10/31/10	ENCUMBERED THRU 10/31/10	REMAINING ON 10/31/10	PERCENT REMAINING
486 02							
486 VISTA VIEW ELEMENTARY	182,144.33	183,774	39,074.48	39,074.48		144,699.52	78.73 %
487 BYRNE ELEMENTARY	171,273.00	168,945	39,278.00	39,278.00		129,667.00	76.75 %
488 RAHN ELEMENTARY	147,923.97	138,842	33,924.31	33,924.31		104,917.69	75.56 %
489 SKY OAKS ELEMENTARY	227,751.52	191,313	55,979.37	55,979.37		135,333.63	70.73 %
490 HIDDEN VALLEY ELEMENTARY	212,270.56	204,915	55,709.33	55,709.33		149,205.67	72.81 %
491 HARRIET BISHOP ELEMENTARY	196,855.46	189,009	45,953.35	45,953.35		143,055.65	75.68 %
** TOTAL ORG SERIES: 400-499 UNDEFINED ORG SERIES	1,814,966.83	1,724,663	424,161.15	424,161.15		1,300,501.85	75.40 %
*** 02 FOOD SERVICE	4,265,454.09	4,000,604	898,288.05	898,288.05	2,474.85	3,099,841.10	77.48 %
005 DISTRICTWIDE	6,201,568.05	6,410,238	646,669.21	646,669.21		5,763,568.79	89.91 %
** TOTAL ORG SERIES: 000-099 DISTRICT WIDE	6,201,568.05	6,410,238	646,669.21	646,669.21		5,763,568.79	89.91 %
*** 03 TRANSPORTATION	6,201,568.05	6,410,238	646,669.21	646,669.21		5,763,568.79	89.91 %
005 DISTRICTWIDE	41,781.07-	40,639-	0.00	0.00		40,639.00-	100.00 %
008 DIAMONDHEAD	1,194.85-	0	0.00	0.00		0.00	0.00 %
014 BURNSVILLE SR HIGH	55,437.85	25,280	17,852.27	17,852.27		7,427.73	29.38 %
** TOTAL ORG SERIES: 000-099 DISTRICT WIDE	12,461.93	15,359-	17,852.27	17,852.27		33,211.27-	216.23 %
482 GIDEON POND ELEMENTARY	39,664.12	31,847	11,456.05	11,456.05		20,390.95	64.02 %
483 EDW NEILL ELEMENTARY	52,546.70	53,006	10,595.77	10,595.77		42,410.23	80.01 %
484 MARION W SAVAGE ELEMENTARY	51,249.03	51,577	12,092.90	12,092.90		39,484.10	76.55 %
485 SIOUX TRAIL ELEMENTARY	309,507.21	254,564	92,827.32	92,827.32		161,736.68	63.53 %

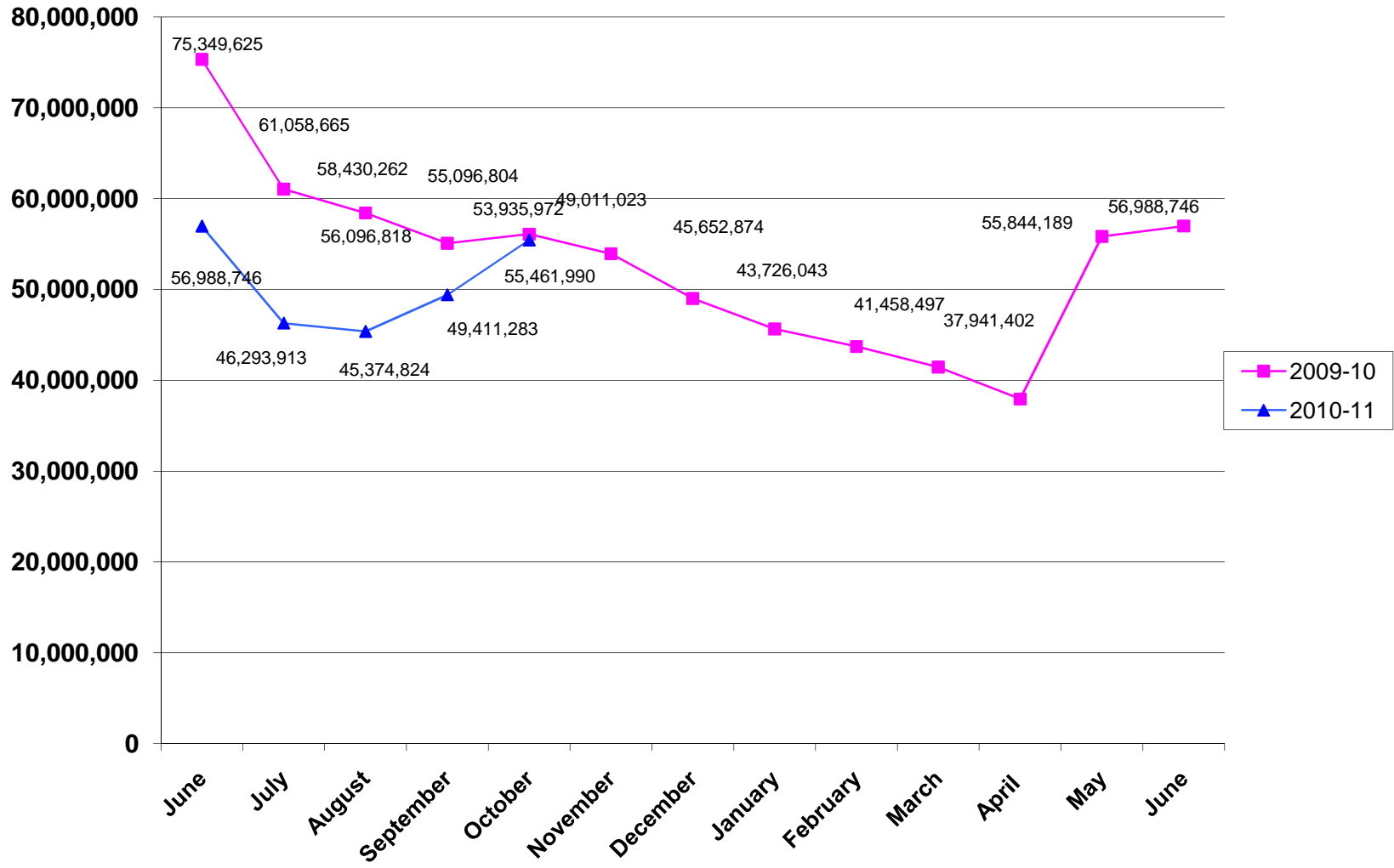
ORG FD	PRIOR YEAR ACTUAL	REVISED BUDGET	07/01/10 10/31/10	FISCAL YEAR 201007 EXPENDED THRU 10/31/10	ENCUMBERED THRU 10/31/10	REMAINING ON 10/31/10	PERCENT REMAINING
486 04							
486 VISTA VIEW ELEMENTARY	277,158.53	236,243	58,097.36	58,097.36		178,145.64	75.40 %
487 BYRNE ELEMENTARY	65,176.75	60,369	12,262.14	12,262.14		48,106.86	79.68 %
488 RAHN ELEMENTARY	73,109.25	56,446	14,968.97	14,968.97		41,477.03	73.48 %
489 SKY OAKS ELEMENTARY	379,325.16	327,141	117,835.79	117,835.79		209,305.21	63.98 %
490 HIDDEN VALLEY ELEMENTARY	371,628.78	318,148	134,757.59	134,757.59		183,390.41	57.64 %
491 HARRIET BISHOP ELEMENTARY	295,466.35	317,274	133,974.40	133,974.40		183,299.60	57.77 %
** TOTAL ORG SERIES: 400-499 UNDEFINED ORG SERIES	1,914,831.88	1,706,615	598,868.29	598,868.29		1,107,746.71	64.90 %
500 ABE - AREA LEARNING CENTER	4,754,913.95	5,016,365	1,329,828.94	1,329,828.94	2,206.77	3,684,329.29	73.44 %
** TOTAL ORG SERIES: 500-599 COMMUNITY SERVICE	4,754,913.95	5,016,365	1,329,828.94	1,329,828.94	2,206.77	3,684,329.29	73.44 %
701 ST JOHN'S	91,730.52	103,158	43,663.45	43,663.45	385.52	59,109.03	57.29 %
704 TESSERACT SCHOOL	953.75	5,161	0.00	0.00		5,161.00	100.00 %
705 CYRPUS	0.00	1,032	0.00	0.00		1,032.00	100.00 %
799 HOME SCHOOLS	5,696.92	30,007	1,777.87	1,777.87		28,229.13	94.07 %
** TOTAL ORG SERIES: 700-799 NONPUBLIC SCHOOL	98,381.19	139,358	45,441.32	45,441.32	385.52	93,531.16	67.11 %
*** 04 COMMUNITY SERVICE	6,780,588.95	6,846,979	1,991,990.82	1,991,990.82	2,592.29	4,852,395.89	70.86 %
005 DISTRICTWIDE	169,415.80	0	5,407.25	5,407.25	3,817.00	9,224.25-	0.00 %
006 ADMIN BLDG	20,557.00	0	0.00	0.00		0.00	0.00 %
014 BURNSVILLE SR HIGH	4,567,699.61	2,000,000	226,310.75	226,310.75	8,415.00	1,765,274.25	88.26 %

ORG FD	PRIOR YEAR ACTUAL	REVISED BUDGET	07/01/10 10/31/10	EXPENDED THRU 10/31/10	FISCAL YEAR 201007 ENCUMBERED THRU 10/31/10	REMAINING ON 10/31/10	PERCENT REMAINING
015 06							
015 METCALF JR HIGH	4,515,068.89	0	87,906.24	87,906.24	5,335.00	93,241.24-	0.00 %
** TOTAL ORG SERIES: 000-099 DISTRICT WIDE	9,272,741.30	2,000,000	319,624.24	319,624.24	17,567.00	1,662,808.76	83.14 %
482 GIDEON POND ELEMENTARY	3,731.00	0	0.00	0.00		0.00	0.00 %
483 EDW NEILL ELEMENTARY	22,931.53	0	0.00	0.00		0.00	0.00 %
484 MARION W SAVAGE ELEMENTARY	103,448.11	0	0.00	0.00		0.00	0.00 %
486 VISTA VIEW ELEMENTARY	77,295.55	0	20,992.00	20,992.00		20,992.00-	0.00 %
488 RAHN ELEMENTARY	252,027.18	0	0.00	0.00	1,685.00	1,685.00-	0.00 %
489 SKY OAKS ELEMENTARY	3,223.00	0	0.00	0.00		0.00	0.00 %
490 HIDDEN VALLEY ELEMENTARY	150,219.63	0	0.00	0.00		0.00	0.00 %
** TOTAL ORG SERIES: 400-499 UNDEFINED ORG SERIES	612,876.00	0	20,992.00	20,992.00	1,685.00	22,677.00-	0.00 %
514 CEDAR ALTERNATIVE	145,282.62	0	0.00	0.00		0.00	0.00 %
** TOTAL ORG SERIES: 500-599 COMMUNITY SERVICE	145,282.62	0	0.00	0.00		0.00	0.00 %
*** 06 CAPITAL PROJECTS	10,030,899.92	2,000,000	340,616.24	340,616.24	19,252.00	1,640,131.76	82.00 %
005 DISTRICTWIDE	6,989,932.08	7,004,482	2,046,266.26	2,046,266.26		4,958,215.74	70.78 %
** TOTAL ORG SERIES: 000-099 DISTRICT WIDE	6,989,932.08	7,004,482	2,046,266.26	2,046,266.26		4,958,215.74	70.78 %
*** 07 DEBT SERVICE	6,989,932.08	7,004,482	2,046,266.26	2,046,266.26		4,958,215.74	70.78 %
005 DISTRICTWIDE	955,958.38	925,000	243,988.46	243,988.46		681,011.54	73.62 %
** TOTAL ORG SERIES: 000-099 DISTRICT WIDE	955,958.38	925,000	243,988.46	243,988.46		681,011.54	73.62 %
*** 08 FLEX BENEFIT FUND	955,958.38	925,000	243,988.46	243,988.46		681,011.54	73.62 %
300 SECONDARY SERVICES	58,357.75	42,000	12,970.25	12,970.25		29,029.75	69.11 %
** TOTAL ORG SERIES: 300-399 SECONDARY SERVICES	58,357.75	42,000	12,970.25	12,970.25		29,029.75	69.11 %
*** 09 SCHOLARSHIP FUND	58,357.75	42,000	12,970.25	12,970.25		29,029.75	69.11 %

ORG FD	PRIOR YEAR ACTUAL	REVISED BUDGET	FISCAL YEAR 201007				REMAINING ON 10/31/10	PERCENT REMAINING
			07/01/10 TO 10/31/10	EXPENDED THRU 10/31/10	ENCUMBERED THRU 10/31/10			
005 10								
005 DISTRICTWIDE	75,222.94	111,000	0.00	0.00		111,000.00	100.00 %	
** TOTAL ORG SERIES: 000-099	75,222.94	111,000	0.00	0.00		111,000.00	100.00 %	
DISTRICT WIDE								
*** 10 PRIN EARLY RET INS FUND	75,222.94	111,000	0.00	0.00		111,000.00	100.00 %	
008 CAFE	82,029.00	94,733	17,258.54	17,258.54		77,474.46	81.78 %	
** TOTAL ORG SERIES: 000-099	82,029.00	94,733	17,258.54	17,258.54		77,474.46	81.78 %	
DISTRICT WIDE								
*** 15 CAFE	82,029.00	94,733	17,258.54	17,258.54		77,474.46	81.78 %	
005 DISTRICTWIDE	963,847.28	900,600	312,106.91	312,106.91		588,493.09	65.34 %	
** TOTAL ORG SERIES: 000-099	963,847.28	900,600	312,106.91	312,106.91		588,493.09	65.34 %	
DISTRICT WIDE								
*** 20 ISF - DENTAL	963,847.28	900,600	312,106.91	312,106.91		588,493.09	65.34 %	
005 DISTRICTWIDE	111,153.17	996,000	3,625.99-	3,625.99-		999,625.99	100.36 %	
** TOTAL ORG SERIES: 000-099	111,153.17	996,000	3,625.99-	3,625.99-		999,625.99	100.36 %	
DISTRICT WIDE								
*** 21 ISF - POST RETIREMENT BENEFIT	111,153.17	996,000	3,625.99-	3,625.99-		999,625.99	100.36 %	
005 DISTRICTWIDE	0.00	13,393,410	0.00	0.00		13,393,410.00	100.00 %	
** TOTAL ORG SERIES: 000-099	0.00	13,393,410	0.00	0.00		13,393,410.00	100.00 %	
DISTRICT WIDE								
*** 22 ISF - HEALTH SELECT 105	0.00	13,393,410	0.00	0.00		13,393,410.00	100.00 %	
005 DISTRICTWIDE	2,119,932.04	1,929,556	452,167.14	452,167.14		1,477,388.86	76.56 %	
** TOTAL ORG SERIES: 000-099	2,119,932.04	1,929,556	452,167.14	452,167.14		1,477,388.86	76.56 %	
DISTRICT WIDE								
*** 25 OPEB REVOCABLE TRUST	2,119,932.04	1,929,556	452,167.14	452,167.14		1,477,388.86	76.56 %	
005 DISTRICTWIDE	781,890.00	1,572,650	0.00	0.00		1,572,650.00	100.00 %	
** TOTAL ORG SERIES: 000-099	781,890.00	1,572,650	0.00	0.00		1,572,650.00	100.00 %	
DISTRICT WIDE								
*** 47 POST EMPLOYMENT BENEFITS	781,890.00	1,572,650	0.00	0.00		1,572,650.00	100.00 %	
*** REPORT TOTALS:	146,795,159.44	150,289,543	31,685,545.65	31,685,545.65		450,353.20	118,153,644.15	78.61 %

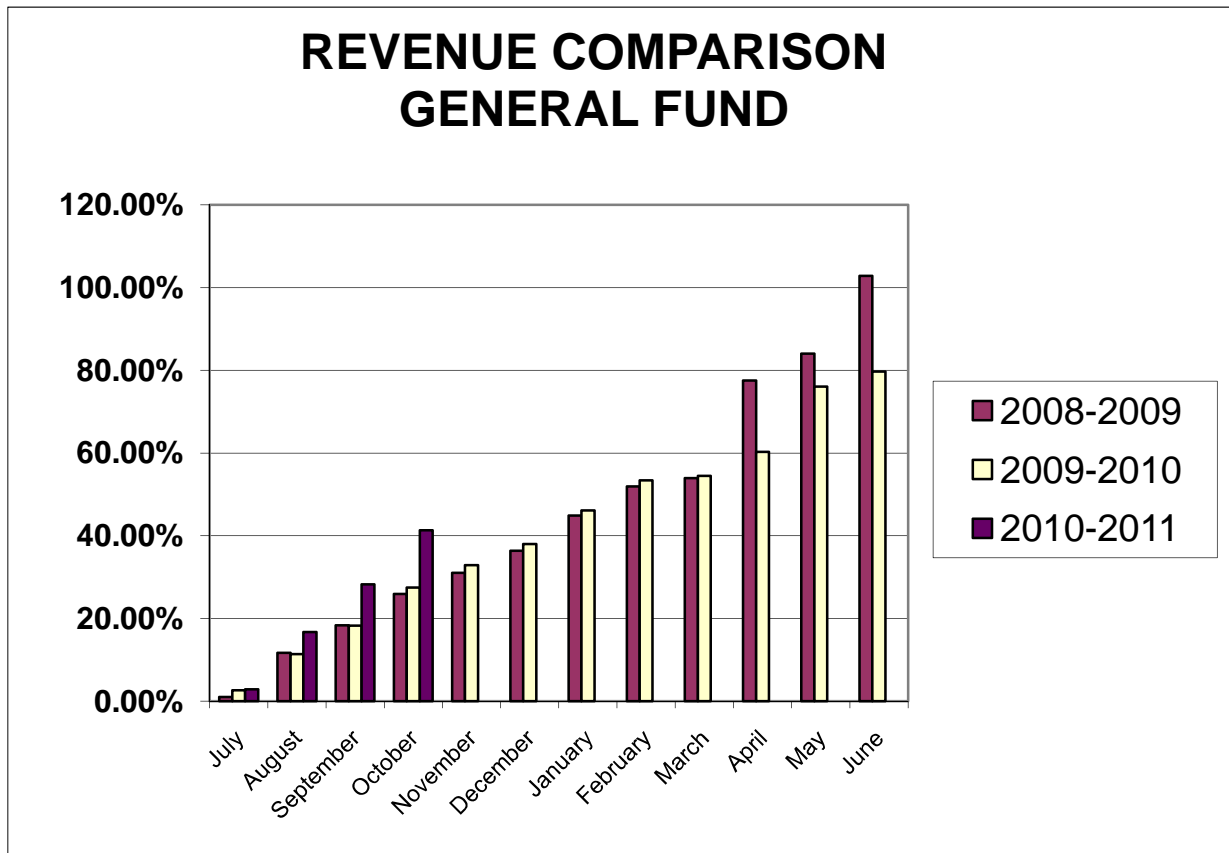


**All Funds
2009-10, 2010-11 Cash & Investments**



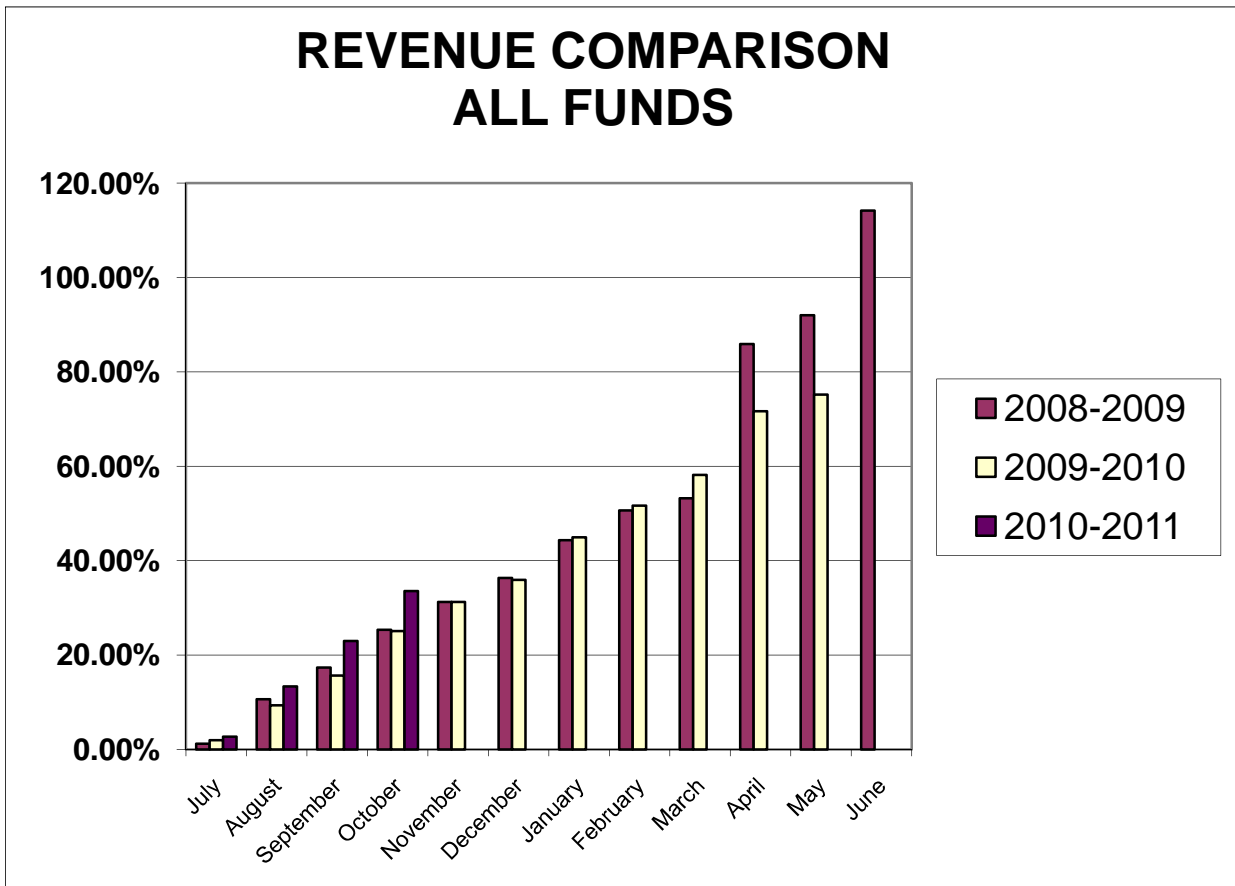
**REVENUE COMPARISON
GENERAL FUND**

	2008-2009		2009-2010		2010-2011	
	\$ Year-to-Date	% of Budget	\$ Year-to-Date	% of Budget	\$ Year-to-Date	% of Budget
July	1,296,759	1.01%	2,871,521	2.65%	3,122,179	2.91%
August	14,958,823	11.66%	12,347,748	11.37%	17,936,449	16.71%
September	23,539,868	18.35%	19,851,576	18.29%	30,322,237	28.24%
October	33,283,925	25.95%	29,813,213	27.46%	44,402,827	41.36%
November	39,845,301	31.06%	35,667,576	32.86%		
December	46,642,783	36.36%	41,257,584	38.00%		
January	57,524,506	44.85%	50,066,633	46.12%		
February	66,613,832	51.93%	57,948,551	53.38%		
March	69,154,793	53.92%	59,159,506	54.49%		
April	99,417,567	77.51%	65,449,135	60.29%		
May	107,746,997	84.00%	82,572,487	76.06%		
June	131,901,250	102.83%	86,546,680	79.72%		
BUDGET	128,265,475	100.00%	108,560,562	100.00%		



**REVENUE COMPARISON
ALL FUNDS**

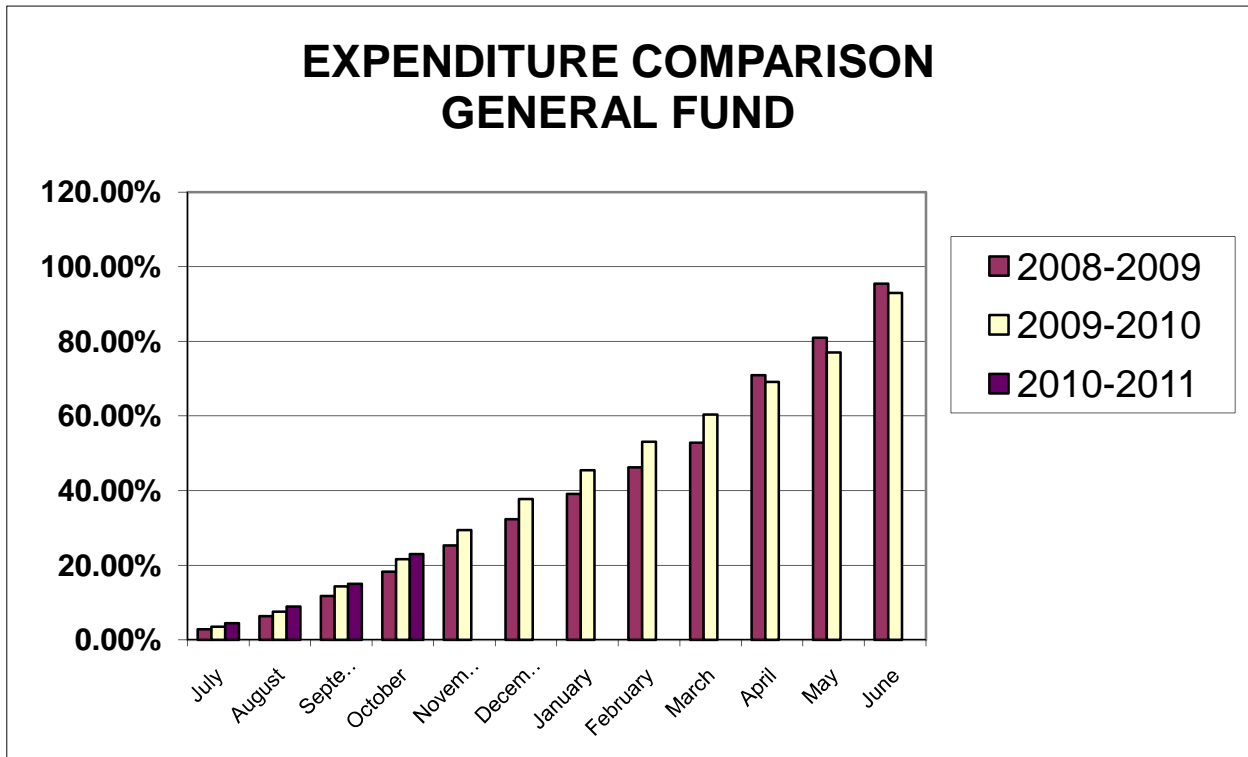
	2008-2009		2009-2010		2010-2011	
	\$ Year-to-Date	% of Budget	\$ Year-to-Date	% of Budget	\$ Year-to-Date	% of Budget
July	1,858,832	1.22%	2,664,432	1.96%	3,960,044	2.72%
August	16,247,032	10.62%	12,740,367	9.36%	19,404,774	13.34%
September	26,539,157	17.35%	21,310,025	15.66%	33,360,592	22.94%
October	38,762,224	25.35%	34,096,925	25.06%	48,751,886	33.54%
November	47,784,521	31.25%	42,519,169	31.25%		
December	55,596,293	36.36%	48,868,132	35.92%		
January	67,807,260	44.34%	61,109,978	44.92%		
February	77,436,435	50.64%	70,277,617	51.66%		
March	81,353,289	53.20%	79,114,548	58.15%		
April	131,397,074	85.92%	97,529,879	71.69%		
May	140,703,112	92.01%	102,286,812	75.18%		
June	174,665,508	114.22%				
BUDGET	152,920,964	100.00%	136,048,053	100.00%		



**EXPENDITURE COMPARISON
GENERAL FUND**

	2008-2009		2009-2010		2010-2011	
	\$ Year-to-Date	% of Budget	\$ Year-to-Date	% of Budget	\$ Year-to-Date	% of Budget
July	3,698,233	2.89%	3,991,603	3.51%	4,922,278	4.46%
August	8,137,409	6.35%	8,598,373	7.56%	9,854,424	8.92%
September	15,133,822	11.81%	16,345,602	14.37%	16,577,212	15.01%
October	23,380,076	18.25%	24,614,501	21.64%	25,373,519	22.97%
November	32,450,703	25.33%	33,449,701	29.41%		
December	41,448,779	32.35%	42,953,275	37.76%		
January	50,107,345	39.11%	51,693,027	45.45%		
February	59,242,188	46.24%	60,420,404	53.12%		
March	67,719,897	52.85%	68,678,042	60.38%		
April	90,881,891	70.94%	78,631,287	69.13%		
May	103,699,855	80.94%	87,561,326	76.98%		
June	122,230,905	95.41%	105,776,275	92.99%		
BUDGET	128,116,873	100.00%	113,744,870	100.00%		

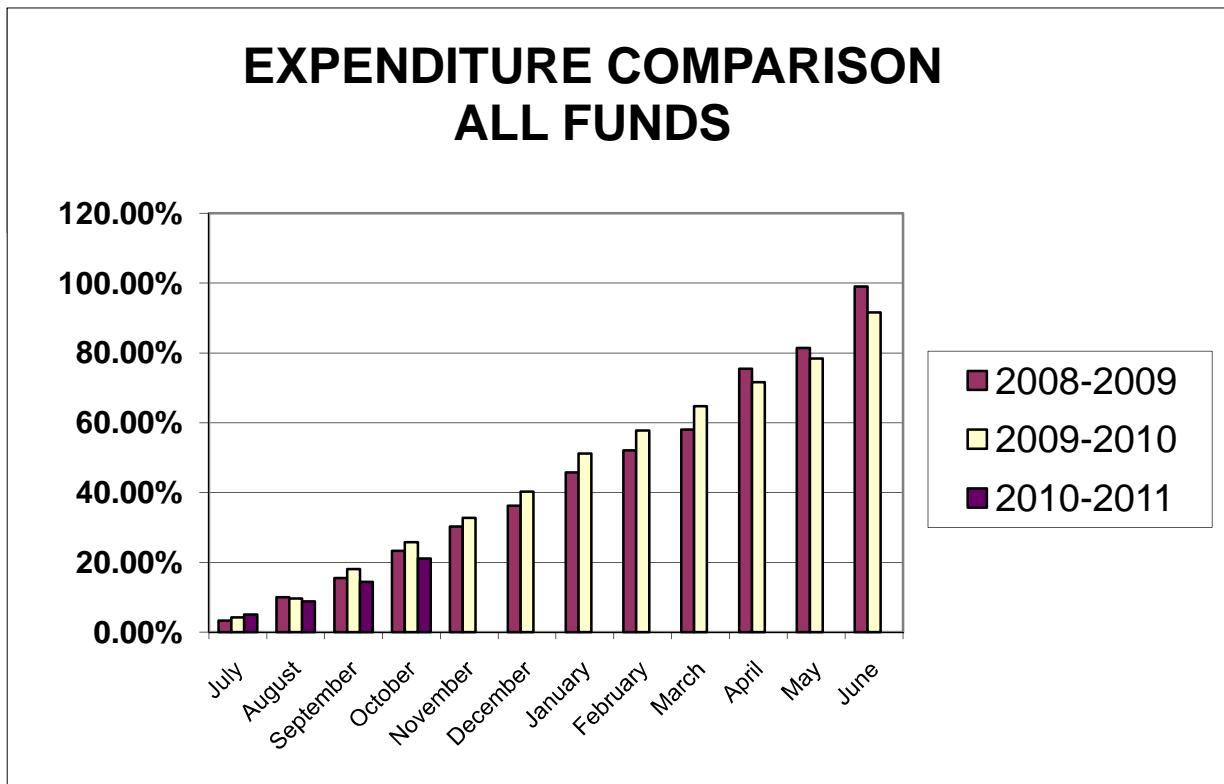
Does not include encumbrances (unpaid open purchase orders)
Combines General and Transportation from reports



**EXPENDITURE COMPARISON
ALL FUNDS**

	2008-2009		2009-2010		2010-2011	
	\$	%	\$	%	\$	%
	Year-to-Date	of Budget	Year-to-Date	of Budget	Year-to-Date	of Budget
July	5,521,224	3.35%	6,321,339	4.21%	7,653,209	5.09%
August	16,467,956	9.99%	14,393,486	9.60%	13,296,265	8.85%
September	25,607,012	15.53%	27,125,784	18.08%	21,612,757	14.38%
October	38,425,616	23.30%	38,667,515	25.77%	31,685,546	21.08%
November	49,093,080	30.26%	49,181,701	32.78%		
December	59,673,298	36.19%	60,376,525	40.24%		
January	75,425,616	45.74%	76,723,843	51.14%		
February	85,873,860	52.08%	86,645,731	57.75%		
March	95,776,076	58.09%	97,091,351	64.71%		
April	124,380,103	75.43%	107,417,805	71.59%		
May	134,305,443	81.45%	117,564,453	78.36%		
June	163,245,778	99.00%	137,494,108	91.64%		
BUDGET	164,888,551	100.00%	150,039,645	100.00%		

Does not include encumbrances (unpaid open purchase orders)





TO: Members of the School Board **Agenda II-B-6**
November 18, 2010

FROM: Lisa K. Rider, Executive Director of Business Services

DATE: November 18, 2010

RE: BHS Baseball to Phoenix, AZ March, 2011

Recommendation: That the school board approve an extended field trip for the BHS Baseball to Phoenix, AZ March 27 - April 1, 2011.

The Burnsville High School Baseball team is planning an extended field trip to Phoenix, AZ from March 27 - April 1, 2011 for baseball practice during spring break. Pursuant to District policy the school board must approve student trips outside of the state. The proposal is consistent with School Board Policy. Pertinent data is shown on the application form as prepared by Mike Scholl, Head Baseball Coach.

I recommend approval.

LKR

Attachments: Application for Approval



AGENDA II-B-7
November 18, 2010

TO: Members of the School Board

FROM: Lisa K. Rider, Executive Director of Business Services

DATE: November 18, 2010

RE: Extended Field Trip – Sky Oaks Elementary

RECOMMENDATION: That the School Board approve the extended field trip proposal submitted by Sky Oaks Elementary School for sixth grade students to go to the Eagle Bluff Environmental Learning Center December 15-17, 2010 and that policy requirements prohibiting elementary extended field trips be waived.

Sky Oaks Elementary School has requested permission to take a group of sixth graders on an extended field trip to Eagle Bluff Environmental Learning Center. By policy definition, extended field trips are trips that require an overnight stay. Board policy prohibits extended field trips for elementary students unless the School Board waives the policy requirements. This proposal is in compliance with Board policy in all other respects. We believe it is worthy of your support and recommend action accordingly.

LKR/mp

cc: Kay Fecke



**AGENDA IV-B
November 18, 2010**

TO: Members, Board of Education

FROM: Lisa K. Rider, Executive Director of Business Services

DATE: November 18, 2010

RE: Approve continuation of schematic design to proceed with Phase I of BHS renovation project as proposed under approved Review and Comment.

RECOMMENDATION: That the Board of Education approve continuation of schematic design to proceed with Phase I of BHS renovation project as proposed under approved Review and Comment.

August 5th the Board of Education approved the submission of our Review and Comment for the BHS renovation. Initially, our proposed project included the entire BHS renovation, but MN Department of Education requested we limit our proposed projects to what we now refer to as Phase I. The entire project has been broken into two phases based on the expected completion by the summer of 2012 for Phase I. Phase II encompasses the remainder of the project to be submitted in a separate Review and Comment to be proposed in the spring of 2012.

ATS&R will present preliminary documents denoting Phase I and Phase II work areas.

The letter from the Commissioner of Education approving the Review and Comment is attached for your review. It states School Board approval is required to proceed with these projects.

I recommend the Board approve continuation of schematic design to proceed with Phase I of BHS renovation project as proposed under approved Review and Comment.

November 2, 2010

Dr. Randall Clegg, Superintendent
Burnsville, Eagan, Savage School District, ISD #191
100 River Ridge Court
Burnsville, Minnesota 55337

Dear Superintendent Clegg:

M.S. § 123B.71 requires a review and comment statement on the educational and economic advisability of your proposed school construction project. Information supplied by your school district and from Minnesota Department of Education sources is the basis of this review and comment.

The district must publish notice of the intended projects, the amount of the bond issue and the totals amount of district indebtedness in the legal newspaper of the district at least 20 days prior to soliciting any bids, issuance of bonds or the final certification of levies under M.S. 123B.59. Because the project is funded under M.S. 123B.59, there is no additional publication requirement under M.S. 123B.71, Review and Comment. The Department may request a statement certifying the publication, and require the submission, review, and approval of preliminary and final construction plans.

M.S. § 123B.71, Subd. 10, and § 123B.72 require that a school district, prior to occupying a new or renovated facility, must submit a certification prepared by a system inspector to the commissioner and the building code official that will provide an occupancy permit. The certification must verify that the facility's installed or modified heating, ventilation, and air conditioning system operates according to design specifications and code, a system for monitoring outdoor airflow and total airflow of ventilation systems has been installed, and any installed or modified heating, ventilation, or air conditioning system provides an indoor air quality filtration system that meets code requirements.

Thank you for working with us to improve school facilities and the quality of the educational environment for all Minnesota students and community users.

Sincerely,



Alice Seagren
Commissioner

cc: School Board Chair

THE COMMISSIONER OF THE DEPARTMENT OF EDUCATION
REVIEW AND COMMENT
ON THE SCHOOL CONSTRUCTION PROJECT PROPOSAL OF SCHOOL DISTRICT #191
BURNSVILLE, EAGAN, SAVAGE SCHOOL DISTRICT

INTRODUCTION

A review and comment must be provided on a school district construction project proposal before the district conducts a referendum, solicit bids, or issues bonds for the project. A project proposal has been submitted for review and comment according to requirements set forth in Minn. Stat. § 123B.71, subdivisions 9 and 10, and § 123B.72, and must provide at least the following information:

- 1) the geographic area and population to be served, preschool through grade 12 student enrollments for the past five years, and student enrollment projections for the next five years;
- (2) a list of existing facilities by year constructed, their uses, and an assessment of the extent to which alternate facilities are available within the school district boundaries and in adjacent school districts;
- (3) a list of the specific deficiencies of the facility that demonstrate the need for a new or renovated facility to be provided, and a list of the specific benefits that the new or renovated facility will provide to the students, teachers, and community users served by the facility;
- (4) the relationship of the project to any priorities established by the school district, educational cooperatives that provide support services, or other public bodies in the service area;
- (5) a description of the pedestrian, bicycle, and transit connections between the school and nearby residential areas that make it easier for children, teachers, and parents to get to the school by walking, bicycling, and taking transit;
- (6) a specification of how the project maximizes the opportunity for cooperative use of existing park, recreation, and other public facilities and whether and how the project will increase collaboration with other governmental or nonprofit entities;
- (7) a description of the project, including the specification of site and outdoor space acreage and square footage allocations for classrooms, laboratories, and support spaces; estimated expenditures for the major portions of the project; and the dates the project will begin and be completed;
- (8) a specification of the source of financing the project; the scheduled date for a bond issue or school board action; a schedule of payments, including debt service equalization aid; and the effect of a bond issue on local property taxes by the property class and valuation;
- (9) an analysis of how the proposed new or remodeled facility will affect school district operational or administrative staffing costs, and how the district's operating budget will cover any increased operational or administrative staffing costs;
- (10) a description of the consultation with local or state transportation officials on multimodal school site access and safety issues, and the ways that the project will address those issues;

(11) a description of how indoor air quality issues have been considered and a certification that the architects and engineers designing the facility will have professional liability insurance;

(12) as required under section 123B.72, for buildings coming into service after July 1, 2002, a certification that the plans and designs for the extensively renovated or new facility's heating, ventilation, and air conditioning systems will meet or exceed code standards; will provide for the monitoring of outdoor airflow and total airflow of ventilation systems; and will provide an indoor air quality filtration system that meets ASHRAE standard 52.1;

(13) a specification of any desegregation requirements that cannot be met by any other reasonable means;

(14) a specification of how the facility will utilize environmentally sustainable school facility design concepts;

(15) a description of how the architects and engineers have considered the American National Standards Institute Acoustical Performance Criteria, Design Requirements and Guidelines for Schools of the maximum background noise level and reverberation times; and

(16) any existing information from the relevant local unit of government about the cumulative costs to provide infrastructure to serve the school, such as utilities, sewer, roads, and sidewalks.

With this positive review and comment, board approval is required in order for the Burnsville, Eagan, Savage School District, ISD #191 to proceed with the project.

DESCRIPTION OF PROPOSED SCHOOL CONSTRUCTION PROJECT

The Burnsville, Egan, Savage School District, ISD #191 is proposing a series deferred maintenance at school facilities throughout the district. The district is proposing \$16,575,000 in deferred maintenance projects at Burnsville High School (\$12,945,000) and 14 other school district facilities (\$3,630,000). The projects are planned to be completed in 2011 and 2012.

The cost is estimated at \$16,575,000 including bond issuance. The district is proposing to finance the project using 21-year general obligation bonds under M.S. § 123B.59, Subd.1, (a) Alternative Facilities Levy and Bonding. The debt service on the bonds will be eligible for debt service equalization under M.S. § 123B.53, subd. 3, if the bond schedule is approved. The amount of debt service equalization aid, if any that the district receives is determined annually and is dependent upon property wealth, student population, and other statutory requirements. Projects using federal stimulus funding must comply with federal use and reporting requirements. The components of the project are subject to alternative facility program approval. School board approval is required to proceed with these projects. The school board believes that the projects are in the best interest of the district.

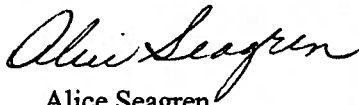
The district shall observe the requirement in M.S. § 123B.59 Subd. 8 to establish and maintain a separate account under the UFARS for this program, the district must meet requirement in M.S. § 123B.59 Subd. 3 to publish notice of intended projects.

REVIEW AND COMMENT STATEMENT

Based upon the department's analysis of the school district's required documentation and other pertinent information from sources of the Minnesota Department of Education, the Commissioner of Education judges the proposed construction to be educationally and economically advisable.

ADDITIONAL INFORMATION IS AVAILABLE

Persons desiring additional information regarding this proposal should contact the school district superintendent's office.



Alice Seagren
Commissioner

November 2, 2010



AGENDA IV-C
November 18, 2010

TO: Members, Board of Education

FROM: Lisa K. Rider, Executive Director of Business Services

DATE: November 18, 2010

RE: Authorize Issuance and Sale of General Obligation Alternative Facilities Bonds

RECOMMENDATION: That the Board of Education approve the Resolution Authorizing Issuance and Sale of General Obligation Alternative Facilities Bonds, Series 2011A.

Having received MN Department of Education approval on the Review and Comment for the proposed alternative facilities projects to be completed up through fiscal year 2013, we are now able to move forward with the necessary plans for funding the projects. These projects are to be funded by the issuance of general obligation alternative facilities bonds in the amount of \$16, 575,000. This issuance is to primarily cover the costs of the first of two phases scheduled at the Burnsville High School.

CERTIFICATION OF MINUTES RELATING TO
GENERAL OBLIGATION ALTERNATIVE FACILITIES BONDS, SERIES 2011A

Issuer: Independent School District No. 191 (Burnsville-Eagan-Savage), Minnesota

Governing Body: School Board

Kind, date, time and place of meeting: A regular meeting held on November 18, 2010, at 7:30 p.m. at the Diamondhead Education Center in Burnsville, Minnesota.

Members present:

Members absent:

Documents Attached:

Minutes of said meeting (pages):

RESOLUTION NO. _____

**RESOLUTION AUTHORIZING ISSUANCE AND SALE OF GENERAL OBLIGATION
ALTERNATIVE FACILITIES BONDS, SERIES 2011A**

I, the undersigned, being the duly qualified and acting recording officer of the public corporation issuing the bonds referred to in the title of this certificate, certify that the documents attached hereto, as described above, have been carefully compared with the original records of said corporation in my legal custody, from which they have been transcribed; that said documents are a correct and complete transcript of the minutes of a meeting of the governing body of said corporation, and correct and complete copies of all resolutions and other actions taken and of all documents approved by the governing body at said meeting, so far as they relate to said bonds; and that said meeting was duly held by the governing body at the time and place and was attended throughout by the members indicated above, pursuant to call and notice of such meeting given as required by law.

WITNESS my hand officially as such recording officer on this 18th day of November, 2010.

School District Clerk

Member _____ introduced the following resolution and moved its adoption, which motion was seconded by Member _____:

**RESOLUTION AUTHORIZING ISSUANCE AND SALE OF GENERAL OBLIGATION
ALTERNATIVE FACILITIES BONDS, SERIES 2011A**

BE IT RESOLVED by the School Board of Independent School District No. 191 (Burnsville-Eagan-Savage), Minnesota (the District), as follows:

SECTION 1. AUTHORIZATION. This Board hereby authorizes the issuance and sale of its General Obligation Alternative Facilities Bonds, Series 2011A (the Bonds) in an amount not to exceed \$16,575,000. The proceeds of the Bonds will be used to finance various deferred maintenance projects including, replacement and repair of roofing, sidewalks, steps, and ventilation systems, replacement of flooring, lockers, lighting, doors, blackboards, sinks and toilets, and electric components at various district facilities; site work and general repairs; and other deferred maintenance projects at Burnsville High School and various District facilities (the Projects), pursuant to Minnesota Statutes, Chapter 475 and Section 123B.59. The Projects are part of the District's ten-year facility plan approved by the Department of Education. The District will publish a notice in its official newspaper describing the Projects, the amount of the Bonds, and the total amount of District indebtedness.

SECTION 2. SOLICITATION OF PROPOSALS. The District has retained Ehlers & Associates, Inc., in Roseville, Minnesota, as its independent financial advisor for the Bonds. Ehlers & Associates, Inc. is authorized to solicit proposals for the Bonds on behalf of the District on a competitive basis without requirement of published notice, in accordance with Minnesota Statutes, Section 475.60, Subdivision 2, paragraph (9), and to open, read, and tabulate the proposals for presentation to the Board.

SECTION 3. OFFICIAL STATEMENT; SALE MEETING. Ehlers & Associates, Inc. is authorized to prepare and distribute an Official Statement for the Bonds. If the issuance of the Bonds is approved, the Board shall meet at the time and place specified in the Official Statement for the Bonds to receive and consider proposals for the purchase of the Bonds.

SECTION 4. STATE CREDIT ENHANCEMENT PROGRAM. (a) The District hereby covenants and obligates itself to notify the Commissioner of Education of a potential default in the payment of principal and interest on the Bonds and to use the provisions of Minnesota Statutes, Section 126C.55 to guarantee payment of the principal and interest on the Bonds when due. The District further covenants to deposit with the Registrar or any successor paying agent three (3) days prior to the date on which a payment is due an amount sufficient to make that payment or to notify the Commissioner of Education that it will be unable to make all or a portion of that payment. The Registrar for the Bonds is authorized and directed to notify the Commissioner of Education if it becomes aware of a potential default in the payment of principal or interest on the Bonds or if, on the day two (2) business days prior to the date a payment is due on the Bonds, there are insufficient funds to make that payment on deposit with the Registrar. The District understands that as a result of its covenant to be bound by the provision of Minnesota Statutes, Section 126C.55, the provisions of that section shall be binding as long as any Bonds of this issue remain outstanding.

(b) The District further covenants to comply with all procedures now and hereafter established by the Departments of Finance and Education of the State of Minnesota pursuant to Minnesota Statutes, Section 126C.55, subdivision 2(c) and otherwise to take such actions as necessary to comply with that section. The chair, clerk, superintendent or business manager is authorized to execute any applicable Minnesota Department of Education forms.

Upon vote being taken thereon, the following voted in favor thereof:

and the following voted against the same:

whereupon the resolution was declared duly passed and adopted.

**NOTICE RELATING TO GENERAL OBLIGATION ALTERNATIVE FACILITIES
BONDS OF INDEPENDENT SCHOOL DISTRICT NO. 191
(BURNSVILLE), MINNESOTA**

NOTICE IS HEREBY GIVEN that Independent School District No. 191 (Burnsville), Minnesota (the District) intends to issue General Obligation Alternative Facilities Bonds (the Bonds) after January 1, 2011 in the principal amount of \$16,575,000, pursuant to Minnesota Statutes, Section 123B.59, Subdivision 3. The proceeds of the Bonds will be used to finance various deferred maintenance projects including, replacement and repair of roofing, sidewalks, steps, and ventilation systems, replacement of flooring, lockers, lighting, doors, blackboards, sinks and toilets, and electric components at various district facilities; site work and general repairs; and other deferred maintenance projects at Burnsville High School and various District facilities (the Projects), as described in the District's ten-year facility plan (the Plan). A copy of the Plan is on file with the District and is available for public inspection at the District offices during regular business hours. The total amount of outstanding indebtedness of the District as of November 1, 2010 is \$89,255,000. Any interested person may submit written comments relating to the Bonds or the Projects to the District.

BY ORDER OF THE SCHOOL BOARD
OF INDEPENDENT SCHOOL DISTRICT
NO. 191 (BURNSVILLE), MINNESOTA



AGENDA IV-D
November 18, 2010

TO: Members, Board of Education

FROM: Lisa K. Rider, Executive Director of Business Services

DATE: November 18, 2010

RE: Audit Report for Fiscal Year 2010

RECOMMENDATION: That the Board of Education approve the audit report for fiscal year 2010 as prepared and presented by the School District's auditor, LarsonAllen LLP.

The District's audit for fiscal year 2010 has been prepared by LarsonAllen LLP, and will be presented to the Board by Dennis Hoogeveen. The financial audit is prepared annually for presentation to the School Board as required by Minnesota Statute. The formal presentation will be short; however, ample time will be provided for board members to avail themselves to the expertise and services of the individuals who conduct the audit and prepared the report.

Final copies of the reports are enclosed for your perusal. Please let me know if you need any additional information.

I recommend the Board of Education approve the audit report for fiscal year 2010.