

Agenda of Public Budget Hearing Meeting

The Board of Education Waverly Community Schools

A Public Budget Hearing Meeting of the Board of Education of Waverly Community Schools will be held June 15, 2026, beginning at 5:30 PM in the Board Room, 515 Snow Road, Lansing, MI 48917.

The subjects to be discussed or considered or upon which any formal action may be taken are as listed below. Items do not have to be taken in the order shown on this meeting notice.

Unless removed from the consent agenda, items identified within the consent agenda will be acted on at one time.

- I. Call to Order - President Alicia Guevara

- II. Public Hearing 2026-2027 Budget and Proposed Tax Millage Rate 2

- III. Public Comment
Per Board of Education Policy 167.3, each statement made by a participant shall be limited to four (4) minutes duration. If an interpreter is used, participants will be limited to eight (8) minutes.

- IV. Adjournment

**WAVERLY COMMUNITY SCHOOLS
BOARD OF EDUCATION
SPECIAL BOARD MEETING
JUNE 15, 2026**

PUBLIC HEARING

Subject:

Waverly Community Schools 2026-27 proposed budget. The property tax millage rate proposed to be levied to support the proposed budget will be a subject of this hearing.

Recommendation:

The property tax millage rate proposed to be levied to support the proposed budget shall be 1.6791 mills for homestead (principal residence, qualified agriculture, qualified forest, and industrial personal) property, 7.6791 mills for commercial personal property, and 18.0000 mills for nonhomestead (all other) property to support appropriations for the General Fund.

The property tax millage rate proposed to be levied on all properties shall be 6.4000 mills for the purpose of paying the principal and interest on the General Obligation – Unlimited Tax Bonds authorized by the voters.

The property tax millage rate proposed to be levied on all properties shall be 1.0000 mills for the purpose of creating a sinking fund for construction or repair of school buildings and all other purposes authorized by law

Statement of Purpose:

To provide a public hearing prior to the final adoption of the proposed budget.

Budget Impact:

The budget impact is provided in the support materials. Questions pertaining to the budget should be directed to Evan Nuffer, Director of Finance & Operations.

Historical Perspective:

Public notice for this budget hearing appeared in the *Lansing State Journal* on June 4, 2026.

Rationale for Recommendation:

In accordance with Budget Hearings of Local Governments, “A local unit shall hold a public hearing on its proposed budget. Each local unit shall hold such public hearing prior to final adoption of its budget.” (MCL 141.412-413)


Strategic Plan Reference:

As the heart of the community, our mission is to educate and prepare each student to achieve her or his academic best, develop character, become a lifelong learner, and contribute as a citizen of our global society.

WAVERLY

COMMUNITY SCHOOLS

Pride. Tradition. Excellence.



2026 - 2027 Original Budget

BOARD OF EDUCATION

Alicia Guevara, President
Deborah Lopez, Vice President
Vince Perkins, Secretary
Catherine Pike, Treasurer
Ty Liggons, Vice Secretary/Treasurer
Emily Lenneman, Trustee
Andrea Torres, Trustee

GENERAL FUND APPROPRIATIONS
Resolution for Adoption by
The Waverly Community Schools Board of Education

RESOLVED that this resolution shall be the General appropriations of Waverly Community Schools for the 2026-27 fiscal year; a resolution to make appropriations; to provide for the expenditure of the appropriations; and to provide for the disposition of all revenue received by the Waverly Community Schools.

BE IT FURTHER RESOLVED, that the total revenues and unappropriated fund balance estimated to be available for appropriation in the General Fund of the school district for fiscal year 2026-27 which includes 18.0000 operating mills to be levied on all property, except principal residence and other property exempted by law and 1.6791 supplemental (hold harmless) operating mills on all principal residences, qualified agricultural property, qualified forest property, industrial personal property and commercial personal property not otherwise exempted by law of ad valorem taxes to be used for operating purposes is as follows:

Revenue:

Local	\$10,849,931
State	32,931,368
Federal	911,773
Other Financing Sources	4,302,157
Total Revenue	\$48,995,229
Total Fund Balance, July 1 Available to Appropriate	\$9,335,511
Total Available to Appropriate	\$58,330,740

BE IT FURTHER RESOLVED, that \$50,877,158 of the total available to appropriate in the general fund is hereby appropriated in the amounts and for the purposes set forth below:

Expenditures:

Instruction	
Basic Programs	\$17,705,697
Added Needs	10,455,691
Support Services	
Pupil Support	3,852,094
Instructional Staff Support	2,969,850
General Administration	529,018
School Administration	3,498,926
Business Services	930,074
Operations and Maintenance	5,849,677
Transportation	1,684,525
Central Support	1,879,467
Other Support	1,162,067
Community Activities	-0-
Nonpublic Schools	10,073
Facilities Acquisitions and Debt Service	-0-
Other Financing Uses	350,000
Total Appropriated	\$50,877,158

BE IT FURTHER RESOLVED, that an amount not to exceed \$350,000 of local revenue shall be appropriated as Other Financing Uses and transferred from the General Fund to the Public Improvement Fund and that such funds shall be used for non-routine capital items, including, but not limited to, the construction of new buildings, major remodeling of buildings, and acquisition of equipment and vehicles.

BE IT FURTHER RESOLVED, that no board of education member or employee of the school district shall expend any funds or obligate the expenditure of any funds except pursuant to appropriations made by the board of education and in keeping with the budgetary policy statement hitherto adopted by the board. Changes in the amount appropriated by the board shall require approval of the board.

Ayes: Members

Nays: Members

Resolution declared adopted.

Secretary, Board of Education

The undersigned duly qualified and acting Secretary of the Board of Education of Waverly Community Schools, Ingham, Eaton and Clinton Counties, Michigan, hereby certifies that the foregoing is a true and complete copy of a resolution adopted by the Board of Education at a _____ meeting held on _____, 2026, the original of which resolution is a part of the Board's minutes, and further certifies that notice of the meeting was given to the public under the Open Meetings Act, 1976 PA 267, as amended.

Secretary, Board of Education

Waverly Community Schools
2026-2027 General Fund Budget
June 15, 2026

	Actual Last Year (2024-25)	Final Budget This Year (2025-26)	Estimated Next Year (2026-27)	Difference
Revenue				
Local sources	10,603,371	10,732,042	10,849,931	117,889
State sources	32,071,234	32,834,447	32,931,368	96,921
Federal sources	853,000	971,985	911,773	(60,212)
Intergovernmental	4,557,199	4,977,157	4,177,157	(800,000)
Transfers In	96,949	125,000	125,000	-
Total revenue	48,181,753	49,640,631	48,995,229	(645,402)
Expenditures				
Current:				
Instruction:				
Basic program	16,329,174	17,067,193	16,917,489	(149,704)
Added needs	8,557,097	9,954,118	10,325,891	371,773
Total instruction	24,886,271	27,021,311	27,243,380	222,068
Support Services:				
Pupil	3,642,888	3,857,490	3,852,094	(5,396)
Instructional staff	2,761,676	3,112,512	2,896,711	(215,801)
General administration	526,496	626,625	529,018	(97,607)
School administration	3,447,899	3,362,511	3,491,581	129,070
Business	684,224	695,993	686,539	(9,454)
Operations and maintenance	4,279,531	5,266,260	5,779,228	512,968
Pupil transportation services	1,555,268	1,769,314	1,684,525	(84,789)
Central	1,154,739	1,242,046	1,244,674	2,628
Other	231,874	368,048	371,288	3,240
Total support services	18,284,594	20,300,798	20,535,657	234,859
Athletics	752,913	790,263	790,779	516
Community services	2,571	-	-	-
Welfare activities	8,829	-	-	-
Non Publics	8,611	10,073	10,073	-
Facility Acquisition	10,891	-	-	-
Debt service:				
Principal	-	-	-	-
Interest	-	-	-	-
Capital outlay	106,323	21,829	-	(21,829)
Payments to other public schools	1,854,019	1,854,081	1,947,269	93,188
Total expenditures	45,915,023	49,998,355	50,527,158	528,802
Excess of Revenue (Under)Over Expenditures	2,266,729	(357,724)	(1,531,928)	(1,174,205)
Transfers Out	1,100,000	1,100,000	350,000	(750,000)
Projected Change in Fund Balance	1,166,729	(1,457,724)	(1,881,928)	(424,205)
Favorable Expenditure Variance (1.5%)	-	749,975	757,907	7,932
Net Change in Fund Balance	1,166,729	(707,748)	(1,124,021)	(416,272)
Fund Balance - Beginning of year	8,876,530	10,043,259	9,335,511	
Fund Balance - End of year	10,043,259	9,335,511	8,211,490	
	21.9%	18.7%	16.3%	

Waverly Community Schools

Budget Detail

For the 2026-27 Fiscal Year

	Original <u>FY2026-27</u>	Final <u>FY2025-26</u>	<u>Change</u>
Major Assumptions:			
Property Taxable Values	1,109,870,813	1,066,542,624	4.1%
Blended Enrollment (K-12 All)	2,682.05	2,768.68	(86.63)
Blended Enrollment (K-12 SE)	110.38	102.27	8.11
Foundation Allowance	10,684	10,434	250.00
Certified Staff FTE	216.0	216.6	(0.60)
Paraprofessionals	68.0	66.0	2.00
MPSERS Local Contribution Rate	27.51%	29.91%	-8.0%
Revenues:			
Local	10,849,931	10,732,042	117,889
State			
Prop A/Discretionary/Other	17,744,082	18,309,785	(565,703)
SE Headlee	4,474,331	3,987,784	486,547
At Risk/Bilingual	3,495,563	3,014,371	481,192
MPSERS	4,164,909	4,815,718	(650,809)
MPSERS - 147g 3% reimb	-	95,410	(95,410)
GSRP	1,478,267	1,392,880	85,387
School Safety/Mental Health(Sec.31aa)	1,003,071	522,276	480,795
Educator Compensation	-	410,223	(410,223)
Enrollment Stabilization	446,145	161,000	285,145
Early Literacy Coaching	125,000	125,000	-
Early Literacy Targeted Instruction	-	-	-
Prior Year Adjustments	-	-	-
Federal			
Consolidated App (Title I/II/III/IV)	796,552	812,138	(15,586)
SLCGP	25,823	70,449	(44,626)
Other	89,398	89,398	-
Intergovernmental			
ISD SE Allocation/Medicaid FFS	4,177,157	4,977,157	(800,000)
Transfers In/Other	125,000	125,000	-
Total Revenues	<u><u>48,995,229</u></u>	<u><u>49,640,631</u></u>	<u><u>(645,402)</u></u>

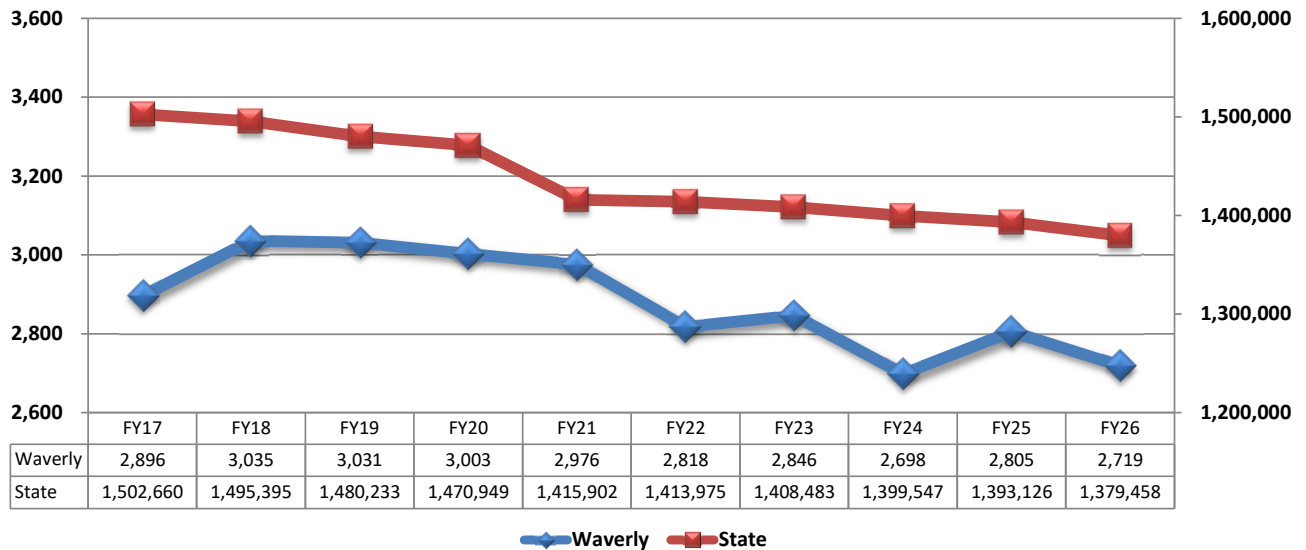
Waverly Community Schools

Fall Pupil Membership by Full-Time Equivalency (FTE)

Grade Level	FY18*	FY19*	FY20*	FY21*	FY22	FY23	FY24	FY25	FY26	FY27
	2017-18	2018-19	2019-20	2020-21	2021-22	2022-23	2023-24	2024-25	2025-26	2026-27
	Audited	Audited	Audited	Audited	Audited	Audited	Audited	Audited	Audited	Budgeted
ECSE	21.00	27.00	29.88	14.50	9.00	19.75	14.62	22.98	13.96	13.96
K	218.19	195.33	188.43	158.89	176.70	181.36	168.36	178.74	160.72	162.52
1	183.22	207.37	199.46	180.26	184.50	179.42	179.95	184.76	161.76	159.52
2	175.81	187.14	200.65	184.01	174.27	181.91	180.62	175.96	181.60	163.69
3	221.67	169.23	178.96	188.60	188.73	169.33	173.76	198.85	168.33	183.59
4	216.20	229.31	168.05	177.32	180.73	197.72	163.73	185.68	195.07	163.31
5	183.93	214.46	227.66	173.40	186.46	207.49	192.56	175.22	184.28	196.07
6	198.97	194.23	224.17	218.29	167.97	206.50	195.61	231.79	195.50	200.59
7	245.41	238.13	213.79	238.70	233.98	215.88	198.11	216.62	235.79	206.27
8	243.73	256.34	244.42	229.85	249.46	242.27	204.49	216.76	209.11	237.04
9	284.59	267.04	264.10	250.48	231.79	265.26	240.11	240.27	236.20	222.24
10	295.78	269.08	255.76	259.93	238.35	223.28	250.24	243.22	226.88	226.70
11	243.85	278.23	249.35	248.07	235.79	223.65	209.36	236.69	227.35	206.42
12	263.94	231.65	274.76	255.02	252.17	240.48	223.56	212.56	231.92	262.02
SE	58.61	67.48	80.69	107.02	106.77	98.50	87.70	101.30	85.94	71.82
Nonpublic*	-	-	-	-	-	-	-	-	-	-
Total	3,054.90	3,032.02	3,000.13	2,884.34	2,816.67	2,852.80	2,682.78	2,821.40	2,714.41	2,675.76

*Nonpublic - Audited is included in grades 1-8; Data taken from CEPI Audit Form DS4061/DS4120

K-12 Enrollment Comparison



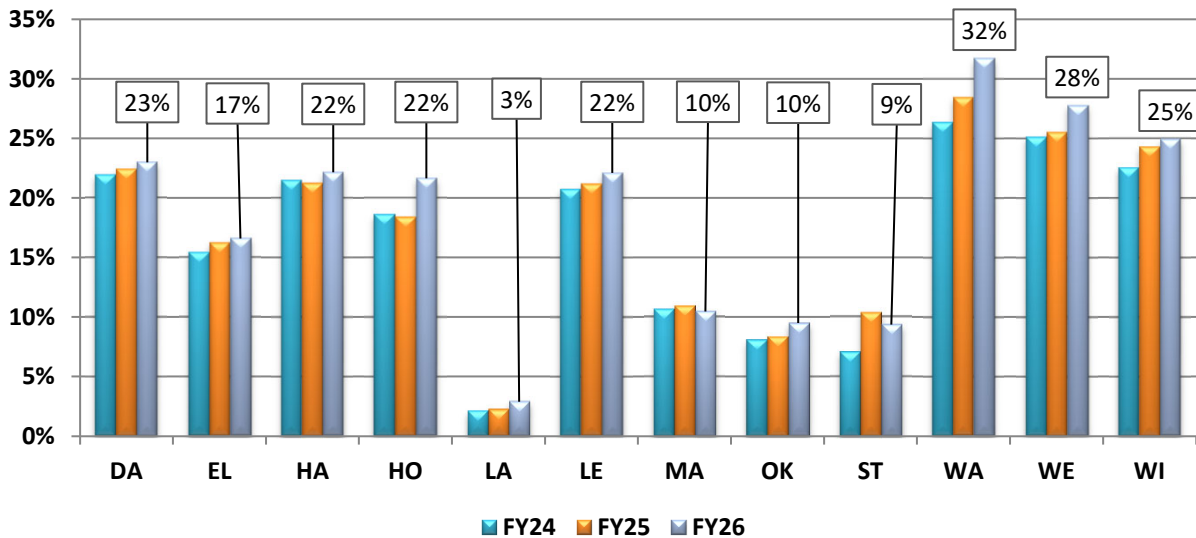
Waverly Community Schools

Fall Pupil FTE by Residency
10-year History

Fiscal Year	School Year	Total Fall Enrollment	Resident Enrollment	Total Non-Resident Enrollment*	SOC Enrollment	SOC as % of Total Enrollment
2017	2016-17	2,903.31	2,046.71	856.60	804.11	28%
2018	2017-18	3,054.90	2,022.64	1,032.26	1,012.06	33%
2019	2018-19	3,025.47	2,130.11	895.36	862.73	29%
2020	2019-20	3,000.13	2,195.90	804.23	747.55	25%
2021	2020-21	2,884.34	2,050.06	834.28	714.74	25%
2022	2021-22	2,813.65	1,984.19	829.46	687.00	24%
2023	2022-23	2,852.80	2,007.73	845.07	741.86	26%
2024	2023-24	2,682.78	1,887.30	795.48	707.46	26%
2025	2024-25	2,811.79	1,937.02	874.77	800.81	28%
2026	2025-26	2,714.56	1,807.15	907.41	862.01	32%

* Includes: School of Choice (SOC), Non-public non-residents, Released, SE Cooperative Agreements

SOC as % of Total Enrollment - Ingham ISD Districts Based on Fall Count



Waverly Community Schools

Comparison of 2026-27 State School Aid Fund Budget Proposals

		Governor		Senate - SB 858		House - HB 5628		Conference	
		Inc (Dec)	per pupil	Inc (Dec)	per pupil	Inc (Dec)	per pupil	Inc (Dec)	per pupil
Estimated Pupil Count		2,682		2,734		2,682		2,682	
26-27 Budgeted Payroll Costs		25,650,000		25,650,000		25,650,000		25,650,000	
25-26 Special Education Costs		10,650,000		10,650,000		10,650,000		10,650,000	
Foundation Allowance	20	670,500	250	683,471	250	683,471	250	-	-
Enrollment Stability Supports	29	239,145	89	327,398	120	-	-	-	-
Educator Compensation	20f*	-	-	-	-	-	-	-	-
District Transportation Costs	22l*	-	-	67,164	25	-	-	-	-
At-Risk Funding	31a*	175,011	65	729,213	267	145,843	54	-	-
Mental Health	31aa*	-	-	-	-	-	-	-	-
GSRP Formula	39*	86,016	768	86,016	768	35,840	320	-	-
Special Education	51e*	-	-	-	-	-	-	-	-
MPSERS	147*	37,621	14	37,621	14	37,621	14	-	-
Change in Unrestricted State Revenue		1,084,656	404	1,740,082	636	683,471	255	-	-
Change in Restricted State Revenue*		123,637	46	190,801	70	219,304	82	-	-
Net Change in State Revenue		1,208,293	451	1,930,883	706	902,774	337	-	-

Budgeted Amounts

Waverly Community Schools
Estimated MPSERS Impact 2025-26 vs 2026-27

		Original Budget							
		2025-26 SAF	2026-27 Governor			WCS	% of Current	WCS	
		<u>Current</u>	<u>Change \$</u>	<u>Change %</u>	<u>Total</u>	<u>2025-26</u>	<u>SAF</u>	<u>2026-27</u>	<u>Change</u>
Rates	Sec. 147					(10,527,215)		(10,130,714)	396,501
	147a1	-	-	#DIV/0!	-	-	#DIV/0!	-	-
Quarterly	147a2	336,200,000	(28,800,000)	-8.6%	307,400,000	767,519	0.23%	701,771	(65,748)
	147a4	-	-	#DIV/0!	-	-	#DIV/0!	-	-
Quarterly	147e	118,400,000	17,800,000	15.0%	136,200,000	185,553	0.16%	213,449	27,896
	27l(4)	147,300,000	(147,300,000)		-	321,027	0.21%	-	(321,027)
									<u>37,621</u>
Flowthrough - no net impact to Fund Balance									
	147c1	1,536,500,000	(82,100,000)	-5.3%	1,454,400,000	3,433,132	0.22%	3,249,689	(183,443)
	147c2	-	-	#DIV/0!	-	-	#DIV/0!	-	-
		<u>1,536,500,000</u>	<u>(82,100,000)</u>						

Input Values

Waverly Community Schools

Budget Detail - Expenditures
For the 2026-27 Fiscal Year

	Original FY2026-27	Final FY2025-26	Change	Actual FY2024-25	Actual FY2023-24	Actual FY2022-23	Actual FY2021-22
Expenditures:							
Salaries							
Administration	3,227,454	3,130,845	96,609	3,152,044	2,988,255	2,337,465	2,065,884
Professional-Educational	14,638,583	14,795,212	(156,629)	13,691,260	14,343,890	13,721,014	12,942,980
Professional-Business	130,757	129,330	1,427	129,617	122,728	114,130	105,765
Professional-Other	1,125,463	952,233	173,230	751,221	830,143	656,658	604,440
Technical	223,948	222,178	1,770	201,553	183,598	122,297	151,885
Operation and Service	5,839,523	5,482,228	357,295	4,547,664	3,972,565	3,681,323	3,484,517
Special Salary Payments	10,000	22,750	(12,750)	28,250	12,500	13,500	-
Temporary Salaries	131,926	156,901	(24,975)	156,987	182,283	161,864	145,462
Overtime Salaries and Extension of Contract	417,135	412,693	4,442	385,245	418,186	345,794	336,275
Total Salaries	25,744,789	25,304,370	440,419	23,043,840	23,054,148	21,154,044	19,837,208
Benefits							
Employee Insurance	4,516,041	4,195,984	320,057	3,647,676	4,006,713	3,814,474	3,674,335
Special Allowances	-	101,929	(101,929)	317,673	-	-	-
Mandatory Coverage (Retirement/FICA)	11,909,778	12,183,828	(274,050)	11,546,516	12,874,125	13,063,168	10,233,463
Other Employee Benefits (Cash in Lieu)	569,740	571,765	(2,025)	543,245	497,320	452,217	437,947
Total Benefits	16,995,559	17,053,506	(57,947)	16,055,110	17,378,157	17,329,858	14,345,746
Purchased Services							
Professional and Technical Services	1,083,106	1,029,934	53,173	869,734	875,676	686,416	583,391
Travel/Workshops-Staff	152,008	152,008	-	141,807	131,293	118,554	69,895
Client/Pupil Transportation	-	-	-	6,710	7,296	3,879	3,384
Communication	203,700	203,700	-	201,782	132,541	145,893	161,522
Advertisement	13,500	13,500	-	11,917	179	1,027	44
Printing and Binding	4,100	4,100	-	2,301	1,639	811	973
Tuition	454,850	426,850	28,000	197,568	46,422	73,798	92,042
Utility Services	128,100	128,100	-	120,162	128,935	124,130	105,461
Insurance and Bond Premiums	253,563	241,441	12,122	232,923	273,273	158,408	142,039
Repairs and Maintenance Services	389,706	439,706	(50,000)	282,608	380,116	311,838	368,000
Rentals	39,500	14,300	25,200	8,543	8,030	9,751	3,215
Other Purchased Services	523,400	549,469	(26,070)	455,210	447,587	252,359	186,823
Total Purchased Services	3,245,533	3,203,108	42,425	2,531,265	2,432,986	1,886,867	1,716,790
Supplies and Materials							
Teaching/Testing Supplies and Materials	410,204	392,871	17,334	289,136	307,988	256,549	271,088
Textbooks	361,990	361,990	-	420,092	285,665	221,377	336,853
Educational Media Books	27,350	28,350	(1,000)	14,320	18,172	14,543	12,659
Periodicals	-	-	-	-	-	-	6,057
Energy Supplies	1,104,750	1,064,850	39,900	928,160	893,254	934,255	887,308
Food	1,000	1,000	-	7,987	3,024	-	-
Transportation Supplies	176,898	166,585	10,313	142,793	135,989	148,665	151,707
Other Supplies	347,323	381,323	(34,000)	349,182	301,209	339,775	257,272
Total Supplies and Materials	2,429,515	2,396,969	32,546	2,151,670	1,945,301	1,915,164	1,922,945
Capital Outlay							
Building and Additions	-	-	-	-	-	50,000	16,823
Improvements Other Than Buildings	-	17,869	(17,869)	-	710	58,525	-
Equipment and Furniture	-	3,960	(3,960)	106,323	72,755	89,298	22,963
Vehicles Other Than Buses	-	-	-	-	-	-	-
School Bus Purchases	-	-	-	-	-	-	-
Total Capital Outlay	-	21,829	(21,829)	106,323	73,465	197,823	39,786
Other Expenditures							
Redemption of Long-term Bonds, Loans and Capi	-	-	-	-	-	70,000	140,000
Interest on Debt	-	-	-	-	-	700	3,500
Other Financing and Debt Expenditures	-	-	-	-	-	-	-
Dues and Fees	118,359	118,359	-	105,645	114,748	94,039	98,187
Taxes	10,000	10,000	-	25,233	-	46,921	-
Miscellaneous Expenditures	36,134	36,134	-	41,917	36,490	39,640	21,701
Total Other Expenditures	164,493	164,493	-	172,796	151,238	251,300	263,387
Outgoing Transfers and Other Transactions							
Fund Modifications	350,000	1,100,000	(750,000)	1,100,000	1,100,000	1,350,000	350,000
Payments to Other Public School Districts	1,947,269	1,854,081	93,188	1,854,019	1,656,085	1,422,012	1,185,605
Total Transfers and Other Transactions	2,297,269	2,954,081	(656,812)	2,954,019	2,756,085	2,772,012	1,535,605
Indirect Cost Recovery	-	-	-	(0)	-	-	-
Total General Fund Expenditures	50,877,158	51,098,355	(221,198)	47,015,023	47,791,379	45,507,068	39,661,466

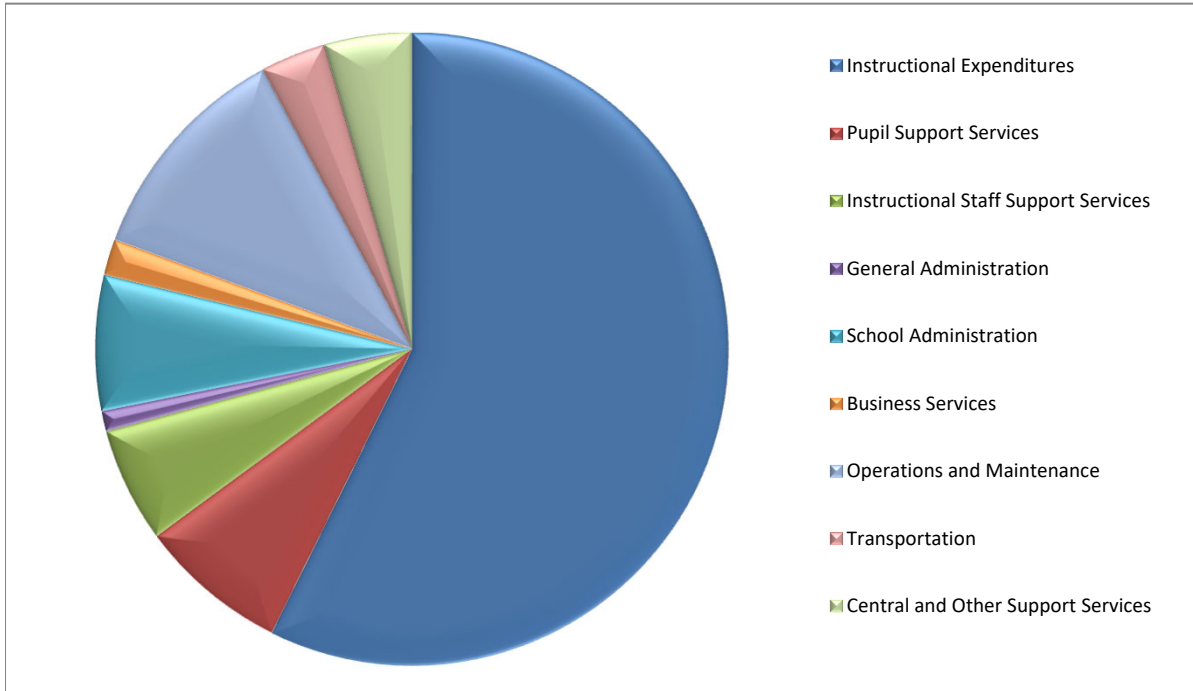
Waverly Community Schools
Revenue, Expenditure and Year-End Fund Balance Estimates

	Actual FY 2024-25	Final FY 2025-26	Proposed FY 2026-27	Estimated FY 2027-28	Estimated FY 2028-29	Estimated FY 2029-30
Blended Enrollment	2,821	2,769	2,679	2,689	2,689	2,689
Revenues:						
Beginning Balance	8,875,606	10,042,336	9,334,587	8,210,566	6,538,845	5,153,490
Ongoing Revenue						
Local Sources	10,603,371	10,732,042	10,849,931	11,142,879	11,432,594	11,729,841
State Sources	30,402,039	30,909,449	31,012,896	31,956,284	32,787,148	33,639,613
Federal Sources	853,000	971,985	911,773	911,773	911,773	911,773
Other Local Revenue (ISD)	4,557,199	4,977,157	4,177,157	4,302,472	4,431,546	4,564,492
Fund Modifications/Transfers-In	96,949	125,000	125,000	125,000	125,000	125,000
Subtotal Ongoing Revenue	46,512,558	47,715,633	47,076,757	48,438,408	49,688,061	50,970,720
Non-ongoing Revenue						
Local Sources	-	-	-	-	-	-
State Sources	1,669,195	1,924,998	1,918,472	939,000	939,000	939,000
Federal Sources	-	-	-	-	-	-
Other Local Revenue (ISD)	-	-	-	-	-	-
Fund Modifications/Transfers-In	-	-	-	-	-	-
Subtotal Non-ongoing Revenue	1,669,195	1,924,998	1,918,472	939,000	939,000	939,000
Total Estimated Revenue	48,181,753	49,640,631	48,995,229	49,377,408	50,627,061	51,909,720
Expenditures:						
Ongoing Appropriations						
Salaries	23,043,840	25,004,370	25,744,789	26,288,409	26,845,619	27,014,075
Benefits	16,055,110	16,953,506	16,995,559	17,285,471	17,581,180	17,706,992
Purchased Services	1,734,904	2,199,633	2,292,927	2,315,856	2,339,015	2,362,405
Repairs and Maintenance Services	746,361	1,003,475	952,606	981,184	1,010,619	1,020,725
Supplies and Materials	1,345,052	2,034,969	2,067,515	2,088,190	2,109,072	2,130,162
Other Expenditures	172,796	164,493	164,493	166,138	167,799	169,477
Outgoing Transfers and Other Transactions	1,854,019	1,854,081	1,947,269	1,995,951	2,045,850	2,096,996
Subtotal Ongoing Appropriations	44,952,082	49,214,527	50,165,158	51,121,198	52,099,154	52,500,833
One-Time and Other Appropriations						
Salaries						
Sec. 27(2)	-	300,000	-	-	-	-
Benefits						
Sec. 27(2)	-	100,000	-	-	-	-
Purchased Services						
Software Licenses	50,000	-	-	-	-	-
Textbooks	806,618	362,000	362,000	350,000	350,000	350,000
Capital Outlay	106,323	21,829	-	-	-	-
Outgoing Transfers and Other Transactions	1,100,000	1,100,000	350,000	350,000	350,000	350,000
Subtotal One-Time and Other Appropriations	2,062,941	1,883,829	712,000	700,000	700,000	700,000
Subtotal Estimated Expenditures	47,015,023	51,098,355	50,877,158	51,821,198	52,799,154	53,200,833
Favorable Expenditure Variance @ 1.5%	-	(749,975)	(757,907)	(772,068)	(786,737)	(792,762)
Total Estimated Expenditures	47,015,023	50,348,380	50,119,250	51,049,130	52,012,416	52,408,070
Surplus / (Deficit)	1,166,729	(707,748)	(1,124,021)	(1,671,721)	(1,385,355)	(498,350)
Projected Year-End Fund Balance	10,042,336 21.4%	9,334,587 18.5%	8,210,566 16.4%	6,538,845 12.8%	5,153,490 9.9%	4,655,140 8.9%

Waverly Community Schools

Operating Expenditures

For the 2026-2027 School Year



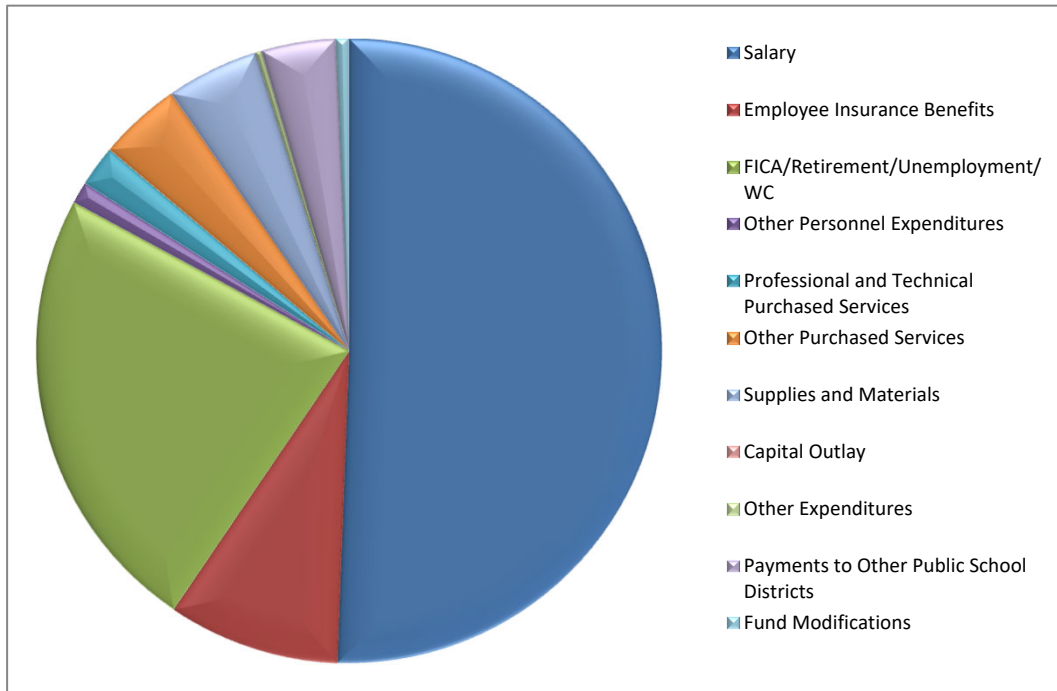
Operating Expenditures	Total \$	Per Pupil \$	
Instructional Expenditures	28,952,167	10,680	56.9%
Pupil Support Services	3,852,094	1,421	7.6%
Instructional Staff Support Services	2,969,850	1,095	5.8%
General Administration	529,018	195	1.0%
School Administration	3,498,926	1,291	6.9%
Business Services	930,074	343	1.8%
Operations and Maintenance	5,849,677	2,158	11.5%
Transportation	1,684,525	621	3.3%
Central and Other Support Services	2,250,755	830	4.4%
Total Current Operating Expenditures	50,517,085	18,634	99.3%

Remaining Expenditures			
Community Services	10,073	4	0.0%
Facilities Acquisitions, Debt Service, & Capital Outlay	-	-	0.0%
Other Transactions	-	-	0.0%
Fund Modifications	350,000	129	0.7%
Total General Fund Expenditures	50,877,158	18,767	100.0%

Waverly Community Schools

Personnel Expenditures

For the 2026-2027 School Year



Personnel Expenditures		
Salary	25,744,789	50.6%
Employee Insurance Benefits	4,516,041	8.9%
FICA/Retirement/Unemployment/WC	11,909,778	23.4%
Other Personnel Expenditures	569,740	1.1%
Total Personnel Expenditures	42,740,348	84.0%

Remaining Expenditures		
Professional and Technical Purchased Services	1,083,106	2.1%
Other Purchased Services	2,162,427	4.3%
Supplies and Materials	2,429,515	4.8%
Capital Outlay	-	0.0%
Other Expenditures	164,493	0.3%
Payments to Other Public School Districts	1,947,269	3.8%
Fund Modifications	350,000	0.7%
Other Transactions	-	0.0%
Total General Fund Expenditures	50,877,158	100.0%

Waverly Community Schools

Schedule of Certified Staff FTE

For the 2026-27 School Year

Position	Building	2025-26 Revised FTE	2026-27 Original FTE	Difference
Waverly Community Schools	00000			
Psychologist (Mental Health)		-	1.00	1.00
Teacher - 504/CST Coordinator		1.00	1.00	-
Colt Early Childhood Elementary	02526			
Teacher - PK		8.00	8.00	-
Teacher - Kindergarten		4.00	-	(4.00)
Teacher - All Other		2.80	2.80	-
Winans Elementary	04557			
Teacher - Kindergarten		4.00	3.00	(1.00)
Teacher - First Grade		4.00	4.00	-
Teacher - Second Grade		4.00	4.00	-
Teacher - Third Grade		4.00	4.00	-
Teacher - Fourth Grade		4.00	4.00	-
Teacher - All Other		7.20	7.20	-
Counselor/Mental Health		0.50	1.00	0.50
Elmwood Elementary	05085			
Teacher - Kindergarten		-	4.00	4.00
Teacher - First Grade		4.00	4.00	-
Teacher - Second Grade		4.00	3.00	(1.00)
Teacher - Third Grade		4.00	4.00	-
Teacher - Fourth Grade		4.00	3.00	(1.00)
Teacher - All Other		6.40	6.40	-
Counselor/Mental Health		0.50	1.00	0.50
East Intermediate	04402			
Teacher - Fifth Grade		8.00	8.00	-
Teacher - Sixth Grade		8.00	8.00	-
Teacher - All Other		6.70	7.10	0.40
Counselor/Mental Health		1.00	1.00	-
Middle School	05685			
Teacher		22.50	22.90	0.40
Counselor/Mental Health		1.00	1.00	-
High School	04403			
Teacher - GE		39.60	38.60	(1.00)
Teacher - GE (Talent Together)		1.00	-	(1.00)
Teacher - Alt Ed		-	-	-
Counselor/Mental Health		4.00	3.80	(0.20)
Special Education				
Occupational Therapist		1.00	1.00	-
Psychologist		-	-	-
Social Work		7.40	7.00	(0.40)
Speech and Language		4.00	4.00	-
Teacher		29.20	29.20	-
Teacher (Talent Together)		-	3.00	3.00
Teacher - SE Co-Teaching		12.00	12.00	-
Teacher Consultant		4.80	4.00	(0.80)
Grand Totals		216.60	216.00	(0.60)

Waverly Community Schools

Schedule of Certified Grant Staff FTE

For the 2026-27 School Year

Positior	Grant Code	2025-26	2026-27	Difference
		Revised FTE	Original FTE	
State Grant Funded				-
Specialist - Mental Health (31aa)	2490	2.00	3.00	1.00
Specialist - Psychologist (31a Mental Health)	3060	-	1.00	1.00
Specialist - Social Work (31aa)	2490	2.00	2.00	-
Teacher - Early Literacy Coach (35a)	3650	1.00	1.00	-
Teacher - ELL (31a)	3060	4.00	2.16	(1.84)
Teacher - ELL (41)	3070	0.57	2.00	1.43
Teacher - Instructional Coach (31a)	3060	2.07	1.78	(0.29)
Teacher - Interventionist (23g)	2900	-	-	-
Teacher - Interventionist (31a)	3060	7.60	6.56	(1.04)
Teacher - PK (31a)	3060	-	-	-
Teacher - PK (GSRP)	3430	8.00	8.00	-
Teacher Consultant - Behavior Specialist (31a)	2490	1.00	1.00	-
Federally Grant Funded				-
Teacher - Title I	6010	3.00	3.44	0.44
Teacher - Title II	7640	0.61	0.86	0.25
Teacher - Title III	6840	0.23	0.25	0.02
Teacher - Title IV	7530	0.32	0.36	0.04
Grand Totals		32.40	33.41	1.01

SPECIAL REVENUE FUNDS APPROPRIATIONS
Resolution for Adoption by
The Waverly Community Schools Board of Education

RESOLVED that this resolution shall be the Special Revenue appropriations of Waverly Community Schools for the 2026-2027 fiscal year; a resolution to make appropriations; to provide for the expenditure of the appropriations; and to provide for the disposition of all revenue received by Waverly Community Schools.

BE IT FURTHER RESOLVED, that the total revenues and unappropriated fund balance estimated to be available for appropriation in the Special Revenue Funds of the school district for fiscal year 2026-2027 is as follows:

Revenue:	
Local	\$903,347
State	100,000
Federal	2,005,000
Other Financing Sources	-0-
 Total Revenue	 \$3,008,347
 Total Fund Balance, July 1 Available to Appropriate	 \$753,893
 Total Available to Appropriate	 \$3,762,240

BE IT FURTHER RESOLVED, that \$3,076,989 of the total available to appropriate in the Special Revenue Funds is hereby appropriated in the amounts and for the purposes set forth below:

Expenditures:	
Instructional Services	\$11,000
Business Services	37,761
Operations and Maintenance	500
Athletics	71,387
Student Activities	154,911
Food Services	2,077,099
Community Services	599,330
Fund Modifications (Transfers Out)	125,000
 Total Appropriated	 \$3,076,989

BE IT FURTHER RESOLVED, that no board of education member or employee of the school district shall expend any funds or obligate the expenditure of any funds except pursuant to appropriations made by the board of education and in keeping with the budgetary policy statement hitherto adopted by the board. Changes in the amount appropriated by the board shall require approval of the board.

Ayes: Members

Nays: Members

Resolution declared adopted.

Secretary, Board of Education

The undersigned duly qualified and acting Secretary of the Board of Education of _____, Michigan, hereby certifies that the foregoing is a true and complete copy of a resolution adopted by the Board of Education at a _____ meeting held on _____, 2026, the original of which resolution is a part of the Board's minutes, and further certifies that notice of the meeting was given to the public under the Open Meetings Act, 1976 PA 267, as amended.

Secretary, Board of Education

Waverly Community Schools
2026-2027 Community Services Fund Budget
June 15, 2026

	Actual Last Year (2024-25)	Revised This Year (2025-26)	Estimated Next Year (2026-27)	Difference
Revenue				
Local sources	512,438	510,784	552,299	41,515
State sources	25,225	-	-	-
Federal sources	-	-	-	-
Transfers In	-	-	-	-
Total revenue	537,663	510,784	552,299	41,515
Expenditures				
Instructional services	3,009	11,000	11,000	-
Pupil transportation services	-	-	-	-
Community services	651,677	603,611	599,330	(4,281)
Total expenditures	654,686	614,611	610,330	(4,281)
Excess of Revenue (Under)Over Expenditures	(117,023)	(103,827)	(58,031)	45,796
Transfers Out	-	-	-	-
Net Change in Fund Balance	(117,023)	(103,827)	(58,031)	45,796
Fund Balance - Beginning of year	243,155	126,132	22,305	
Fund Balance - End of year	126,132	22,305	(35,726)	
	19.3%	3.6%	-5.9%	

Waverly Community Schools
2026-2027 Food Services Fund Budget
June 15, 2026

	Actual Last Year (2024-25)	Revised This Year (2025-26)	Estimated Next Year (2026-27)	Difference
Revenue				
Local sources	63,326	81,000	81,000	-
State sources	158,116	100,000	100,000	-
Federal sources	1,882,662	1,928,000	2,005,000	77,000
Transfers In	-	-	-	-
Total revenue	2,104,103	2,109,000	2,186,000	77,000
Expenditures				
Support Services:				
Business	35,074	37,669	37,761	92
Operations and maintenance	-	500	500	-
Food Services	1,913,514	1,999,895	1,992,099	(7,796)
Total support services	1,948,588	2,038,064	2,030,360	(7,704)
Facility Acquisition	-	-	-	-
Capital outlay	15,341	-	-	-
Payments to other public schools	81,234	85,000	85,000	-
Total expenditures	2,045,163	2,123,064	2,115,360	(7,704)
Excess of Revenue (Under)Over Expenditures	58,941	(14,064)	70,640	84,704
Transfers Out	96,949	125,000	125,000	-
Net Change in Fund Balance	(38,008)	(139,064)	(54,360)	84,704
Fund Balance - Beginning of year	537,894	499,886	360,821	
Fund Balance - End of year	499,886	360,821	306,461	
	24.4%	17.0%	14.5%	

Waverly Community Schools

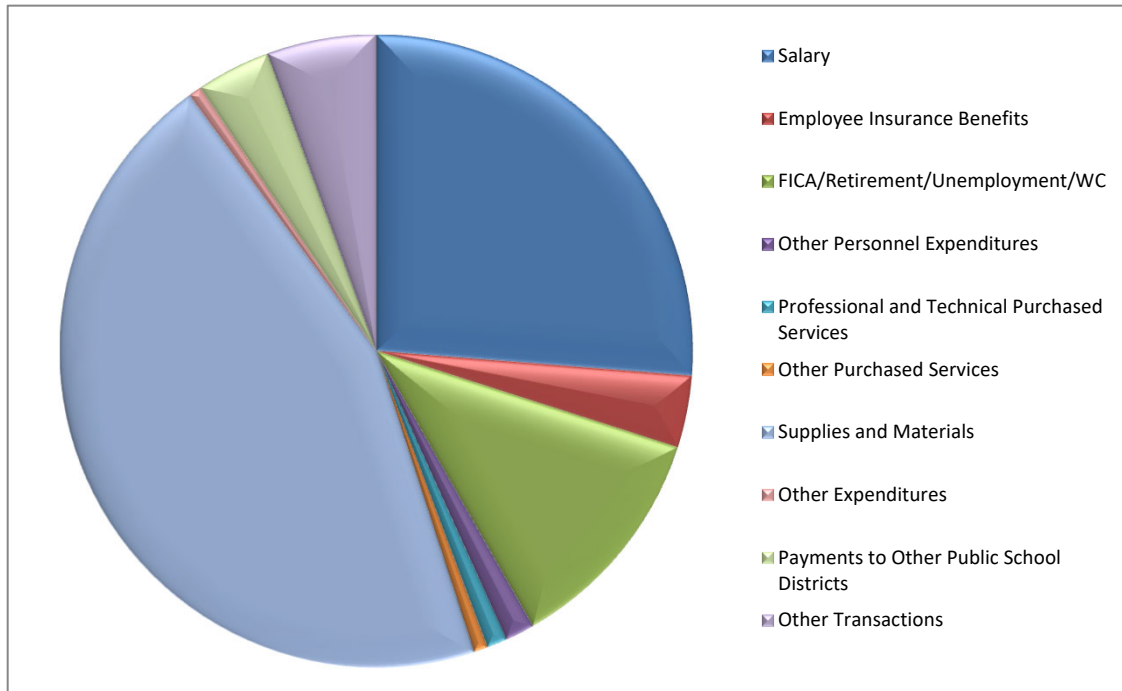
School Meals Served
For the Year Ended June 30, 2027

	est	est	est	est	est	est	est	est	est	est	est	est	est		<u>Jul -</u>	<u>Sep -</u>	
	<u>Jul</u>	<u>Aug</u>	<u>Sep</u>	<u>Oct</u>	<u>Nov</u>	<u>Dec</u>	<u>Jan</u>	<u>Feb</u>	<u>Mar</u>	<u>Apr</u>	<u>May</u>	<u>Jun</u>	<u>Total</u>		<u>Aug</u>	<u>Jun</u>	<u>Federal</u>
															<u>Rate</u>	<u>Rate</u>	<u>Reimbursement</u>
Breakfast																	
Paid	-	694	2,313	2,197	1,850	1,388	1,850	1,619	1,850	1,966	2,197	463	18,384	\$ 0.40	\$ 0.41		7,566.04
Reduced	-	-	-	-	-	-	-	-	-	-	-	-	-	\$ -	\$ -		-
Free	-	6,806	22,688	21,553	18,150	13,613	18,150	15,881	18,150	19,284	21,553	4,538	180,366	\$ 2.94	\$ 3.03		545,582.87
Total	-	7,500	25,000	23,750	20,000	15,000	20,000	17,500	20,000	21,250	23,750	5,000	198,750				
Breakfast Reimbursement																	553,148.91
Lunch																	
Paid	-	1,038	3,461	3,288	2,769	2,077	2,769	2,423	2,769	2,942	3,288	692	27,518 ⁽⁴⁾	\$ 0.55	\$ 0.57		15,571.66
Reduced	-	-	-	-	-	-	-	-	-	-	-	-	- ⁽⁵⁾	\$ -	\$ -		-
Free	-	10,188	33,959	32,261	27,167	20,375	27,167	23,771	27,167	28,865	32,261	6,792	269,971	\$ 4.71	\$ 4.85		1,308,272.10
Total	-	11,226	37,420	35,549	29,936	22,452	29,936	26,194	29,936	31,807	35,549	7,484	297,489				
Lunch Reimbursement																	1,323,843.76
Snack																	
Free	-	372	1,240	1,178	992	744	992	868	992	1,054	1,178	248	9,858	\$ 1.26	\$ 1.30		12,779.65
Total	-	372	1,240	1,178	992	744	992	868	992	1,054	1,178	248	9,858				12,779.65
School Days		6	20	19	16	14	18	16	16	17	19	4	165				1,889,772.33
Cancelled Days		0	0	0	0	2	2	2	0	0	0	0	6				
Days in session		6	20	19	16	12	16	14	16	17	19	4	159				

Waverly Community Schools

Food Service Fund - Personnel Expenditures

For the 2026-2027 School Year



Personnel Expenditures

Salary	588,101	26.3%
Employee Insurance Benefits	82,372	3.7%
FICA/Retirement/Unemployment/WC	265,037	11.8%
Other Personnel Expenditures	33,600	1.5%

Total Personnel Expenditures

969,110 43.3%

Remaining Expenditures

Professional and Technical Purchased Services	23,000	1.0%
Other Purchased Services	16,050	0.7%
Supplies and Materials	1,007,200	45.0%
Capital Outlay	-	0.0%
Other Expenditures	15,000	0.7%
Payments to Other Public School Districts	85,000	3.8%
Fund Modifications	-	0.0%
Other Transactions	125,000	5.6%

Total General Fund Expenditures

2,240,360 100.0%

Waverly Community Schools
2026-2027 Student Activity Fund Budget
June 15, 2026

	Actual Last Year (2024-25)	Revised This Year (2025-26)	Estimated Next Year (2026-27)	Difference
Revenue				
Local sources	277,018	172,456	270,048	97,592
State sources	-	-	-	-
Federal sources	-	-	-	-
Intergovernmental	-	-	-	-
Transfers In	-	-	-	-
Total revenue	277,018	172,456	270,048	97,592
Expenditures				
Student Activities	157,154	108,104	154,911	46,808
Athletics	84,265	58,298	71,387	13,090
Total expenditures	241,419	166,401	226,299	59,897
Excess of Revenue (Under)Over Expenditures	35,599	6,055	43,750	37,695
Transfers Out	-	-	-	-
Change in Fund Balance	35,599	6,055	43,750	37,695
Fund Balance - Beginning of year	329,114	364,713	370,767	
Fund Balance - End of year	364,713	370,767	414,517	

DEBT SERVICE FUNDS APPROPRIATIONS
Resolution for Adoption by
The Waverly Community Schools Board of Education

RESOLVED that this resolution shall be the Debt Retirement appropriations of Waverly Community Schools for the 2026-2027 fiscal year; a resolution to make appropriations; to provide for the expenditure of the appropriations; and to provide for the disposition of all revenue received by Waverly Community Schools.

BE IT FURTHER RESOLVED, that the total revenues and unappropriated fund balance estimated to be available for appropriation in the Debt Service Funds of the school district for fiscal year 2026-2027 which includes 6.40 debt service mills to be levied on all property not otherwise exempted by law is as follows:

Revenue:	
Local sources	\$7,143,893
State sources	77,650
 Total Revenue	 \$7,221,543
 Total Fund Balance, July 1 Available to Appropriate	 \$1,349,811
 Total Available to Appropriate	 \$9,188,472

BE IT FURTHER RESOLVED, that \$6,320,388 of the total available to appropriate in the Debt Service Funds is hereby appropriated in the amounts and for the purposes set forth below:

Expenditures:	
Business Services	700
Principal	\$2,055,000
Interest	\$4,264,688
 Total Appropriated	 \$6,320,388

BE IT FURTHER RESOLVED, that no board of education member or employee of the school district shall expend any funds or obligate the expenditure of any funds except pursuant to appropriations made by the board of education and in keeping with the budgetary policy statement hitherto adopted by the board. Changes in the amount appropriated by the board shall require approval of the board.

Ayes: Members

Nays: Members

Resolution declared adopted.

Secretary, Board of Education

The undersigned duly qualified and acting Secretary of the Board of Education of Waverly Community Schools, Ingham, Eaton and Clinton Counties, Michigan, hereby certifies that the foregoing is a true and complete copy of a resolution adopted by the Board of Education at a _____ meeting held on _____, 2026, the original of which resolution is a part of the Board's minutes, and further certifies that notice of the meeting was given to the public under the Open Meetings Act, 1976 PA 267, as amended.

Secretary, Board of Education

Waverly Community Schools
2026-2027 Debt Service Fund Budget
June 15, 2026

	Actual Last Year (2024-25)	Revised This Year (2025-26)	Estimated Next Year (2026-27)	Difference
Revenue				
Local sources	6,684,655	6,899,676	7,143,893	244,217
State sources	104,377	77,650	77,650	-
Federal sources	-	-	-	-
Intergovernmental	-	-	-	-
Transfers In	-	-	-	-
Total revenue	6,789,032	6,977,326	7,221,543	244,217
Expenditures				
Support Services:				
Business	7,281	700	700	-
Total support services	7,281	700	700	-
Debt service:				
Principal	3,010,000	2,370,000	2,055,000	(315,000)
Interest	4,501,482	4,381,313	4,264,688	(116,625)
Other	-	-	-	-
Total expenditures	7,518,763	6,752,013	6,320,388	(431,625)
Excess of Revenue (Under)Over Expenditures	(729,731)	225,314	901,155	675,842
Transfers Out	-	-	-	-
Net Change in Fund Balance	(729,731)	225,314	901,155	675,842
Fund Balance - Beginning of year	1,854,228	1,124,497	1,349,811	
Fund Balance - End of year	1,124,497	1,349,811	2,250,966	
	15.0%	20.0%	35.6%	

**Waverly Community Schools
2027 Taxable Values and Tax Revenue Calculations
Taxable Values as of May 1, 2026**

	Taxable Values				Calculated Tax Collections				
	PRE & Qualified Ag & Qualified Forest	Industrial Personal	Commercial Personal	All Other* Non-Pre	PRE, Industrial, and Commercial 1.6791	Commercial Personal 6.00 Mills	All Other Non-PRE 18	Total Calculated Collections ₍₁₎	
<u>General Fund Operating</u>									
Watertown Twp	23,162,479	2,825,850	7,802,037	59,350,782	56,170	46,344	1,057,631	1,160,145	updated 4/24
Delta Twp	390,166,681	29,746,200	44,567,700	334,048,423	772,110	264,732	5,952,743	6,989,585	updated 4/23
Windsor Twp	11,349,988	-	1,579,100	32,260,767	21,492	9,380	574,887	605,759	
Lansing Twp	86,723,548	108,500	3,726,100	79,257,342	150,536	22,133	1,412,366	1,585,034	updated 4/23
City of Lansing	<u>2,762,067</u>	<u>-</u>	<u>12,100</u>	<u>421,149</u>	<u>4,612</u>	<u>72</u>	<u>7,505</u>	<u>12,188</u>	updated 4/24
Total	<u>514,164,763</u>	<u>32,680,550</u>	<u>57,687,037</u>	<u>505,338,463</u>	<u>1,004,920</u>	<u>342,661</u>	<u>9,005,131</u>	<u>10,352,712</u>	
Total All Property (*Not Including RZ)				<u>1,109,870,813</u>					
Total PRE, Industrial & Commercial Personal				<u>604,532,350</u>					
<u>Debt Service</u>	<u>Taxable Valuation</u>	<u>IFT @ 50%</u>	<u>Total</u>	2026 Sinking Fund	2024 Bldg/Site ₍₁₎	2022 Bldg/Site ₍₁₎	DEBT-All		
				1.00	-	-	3.20	3.20	6.40
Watertown Twp	93,141,148	0	93,141,148	92,210	-	-	295,071	295,071	590,142
Delta Twp	798,529,004	8,009,939	806,538,943	798,474	-	-	2,555,115	2,555,115	5,110,231
Windsor Twp	45,189,855	-	45,189,855	44,738	-	-	143,161	143,161	286,323
Lansing Twp	169,815,490	-	169,815,490	168,117	-	-	537,975	537,975	1,075,951
City of Lansing	<u>3,195,316</u>	<u>-</u>	<u>3,195,316</u>	<u>3,163</u>	<u>-</u>	<u>-</u>	<u>10,123</u>	<u>10,123</u>	<u>20,246</u>
Total	<u>1,109,870,813</u>	<u>8,009,939</u>	<u>1,117,880,752</u>	<u>1,106,702</u>	<u>-</u>	<u>-</u>	<u>3,541,446</u>	<u>3,541,446</u>	<u>7,082,892</u>

(1) Estimated collections @ 99%

SINKING FUND APPROPRIATIONS
Resolution for Adoption by
The Waverly Community Schools Board of Education

RESOLVED that this resolution shall be the Sinking Fund appropriations of Waverly Community Schools for the 2026-2027 fiscal year; a resolution to make appropriations; to provide for the expenditure of the appropriations; and to provide for the disposition of all revenue received by Waverly Community Schools.

BE IT FURTHER RESOLVED, that the total revenues and unappropriated fund balance estimated to be available for appropriation in the Sinking Fund of the school district for fiscal year 2026-2027 which includes 1.00 sinking fund mills to be levied on all property not otherwise exempted by law is as follows:

Revenue:	
Local sources	\$1,256,702
Total Revenue	\$1,256,702
Total Fund Balance, July 1 Available to Appropriate	\$6,617,448
Total Available to Appropriate	\$7,874,150

BE IT FURTHER RESOLVED, that \$0 of the total available to appropriate in the Sinking Fund is hereby appropriated in the amounts and for the purposes set forth below:

Expenditures:	
Facilities Acquisition, Construction & Improvement	\$-0-
Total Appropriated	\$-0-

BE IT FURTHER RESOLVED, that no board of education member or employee of the school district shall expend any funds or obligate the expenditure of any funds except pursuant to appropriations made by the board of education and in keeping with the budgetary policy statement hitherto adopted by the board. Changes in the amount appropriated by the board shall require approval of the board.

Ayes: Members

Nays: Members

Resolution declared adopted.

Secretary, Board of Education

The undersigned duly qualified and acting Secretary of the Board of Education of Waverly Community Schools, Ingham, Eaton and Clinton Counties, Michigan, hereby certifies that the foregoing is a true and complete copy of a resolution adopted by the Board of Education at a _____ meeting held on _____, 2026, the original of which resolution is a part of the Board's minutes, and further certifies that notice of the meeting was given to the public under the Open Meetings Act, 1976 PA 267, as amended.

Secretary, Board of Education

Waverly Community Schools
2026-2027 Sinking Fund Budget
June 15, 2026

	Actual Last Year (2024-25)	Revised This Year (2025-26)	Estimated Next Year (2026-27)	Difference
Revenue				
Local sources	1,193,341	1,218,543	1,256,702	38,159
State sources	-	-	-	-
Federal sources	-	-	-	-
Intergovernmental	-	-	-	-
Transfers In	-	-	-	-
Total revenue	1,193,341	1,218,543	1,256,702	38,159
Expenditures				
Current:				
Support Services - Business	1,138	-	-	-
Support Services - Central	-	-	-	-
Facilities Acquisition, Construction and Improvements:				
Site Acquisition Services	-	-	-	-
Site Improvement Services	15,000	-	-	-
Architecture and Engineering Services	-	-	-	-
Building Acquisition and Construction Services	-	-	-	-
Building Improvement Services	-	-	-	-
Other Acquisition and Construction Services	-	-	-	-
Total expenditures	16,138	-	-	-
Excess of Revenue (Under)Over Expenditures	1,177,203	1,218,543	1,256,702	38,159
Transfers Out	-	-	-	-
Net Change in Fund Balance	1,177,203	1,218,543	1,256,702	38,159
Fund Balance - Beginning of year	4,221,702	5,398,905	6,617,448	
Fund Balance - End of year	5,398,905	6,617,448	7,874,150	

Waverly Community Schools

Historical Property Tax Millage Rates

	FY27-FY18 Change ⁽²⁾	FY27-FY26 Change	FY27 2026-27 Proposed	FY26 2025-26 Actual	FY25 2024-25 Actual	FY24 2023-24 Actual	FY23 2022-23 Actual ⁽³⁾	FY22 2021-22 Actual ⁽³⁾	FY21 2020-21 Actual ⁽³⁾	FY20 2019-20 Actual ⁽³⁾	FY19 2018-19 Actual ⁽³⁾	FY18 2017-18 Actual ⁽³⁾	FY17 2016-17 Actual ⁽³⁾
Operating													
Voted Non-Homestead ⁽¹⁾	2.9325	0.2051	16.3209	16.1158	16.2204	15.9051	16.0424	15.5806	13.8182	13.5254	13.2124	13.3884	13.5324
Voted ALL ⁽¹⁾	(2.9271)	(0.2051)	1.6791	1.8842	1.7796	2.0949	1.9522	2.4140	4.1764	4.4692	4.7822	4.6062	4.4622
2013 Debt Refunding													
Voted ALL	(6.5000)	-	-	-	-	-	-	-	-	5.8900	0.7800	6.5000	6.4500
2013 Debt Building & Site Series I (2013)													
Voted ALL	(0.4000)	-	-	-	-	-	-	2.6900	3.4500	0.7000	6.0500	0.4000	0.3800
2016 Debt Building & Site Series II (2013)													
Voted ALL	(0.1000)	-	-	-	-	-	-	1.7500	2.2500	0.0700	0.0700	0.1000	0.1700
2019 Debt Building & Site Series III (2013)													
Voted ALL	-	-	-	-	-	-	-	0.2500	0.7000	0.2400	-	-	-
2021 Debt Building & Site Series IV (2013)													
Voted ALL	-	-	-	-	-	-	2.2600	1.7100	-	-	-	-	-
2022 Debt Building & Site Series I (2021)													
Voted ALL	3.2000	0.1000	3.2000	3.1000	2.3500	6.4000	4.1400	-	-	-	-	-	-
2024 Debt Building & Site Series II (2021)													
Voted ALL	3.2000	(0.1000)	3.2000	3.3000	4.0500	-	-	-	-	-	-	-	-
TOTAL DEBT	(0.6000)	0.0000	6.4000	6.4000	6.4000	6.4000	6.4000	6.4000	6.4000	6.9000	6.9000	7.0000	7.0000
2016 Sinking Fund													
Voted ALL ⁽³⁾	(1.0000)	(1.0000)	-	1.0000	1.0000	1.0000	1.0000	1.0000	1.0000	1.0000	1.0000	1.0000	1.0000
2025 Sinking Fund													
Voted ALL ⁽³⁾	1.0000	1.0000	1.0000	-	-	-	-	-	-	-	-	-	-
Total Homestead	(3.5271)	(0.2051)	9.0791	9.2842	9.1796	9.4949	9.3522	9.8140	11.5764	12.3692	12.6822	12.6062	12.4622
Total Non-Homestead	(0.5946)	-	25.4000	25.4000	25.4000	25.4000	25.3946	25.3946	25.3946	25.8946	25.8946	25.9946	25.9946

⁽¹⁾ The School District's voted homestead and non-homestead millages will expire with the December 2032 levy.

⁽²⁾ Represents the ten-year change in voted homestead and non-homestead millages

⁽³⁾ Includes a millage reduction fraction for non-homestead properties

Homestead Historical Millage Rates (Tax Year)

