Agenda of Special Board Meeting

The Board of Trustees
McAllen Independent School District

A Special Board Meeting of the Board of Trustees of the McAllen Independent School District will be held Wednesday, September 23, 2026, beginning at 5:00 PM Dr. Ricardo Chapa Board Room/Administration Building of the McAllen Independent School District, 2000 North 23rd Street, McAllen, TX 78501.

Items listed on this agenda may be taken in an order other than as shown on this agenda. Unless removed from the consent agenda, items identified within the consent agenda will be acted on at one time.

At this meeting there may be discussion and action by the Board on the item(s) and subject(s) listed as follows:

1. **CALL MEETING TO ORDER**
2. **PUBLIC COMMENT(S)**
3. **Instructional Services/ Instructional Leadership Item(s)** (Jeanette Nino)
   A) Discussion of the 2026 - 2027 McAllen I.S.D. Teaching and Learning Framework with Staff Supports for Improving Student Outcomes 2
   Item Submitted: Jeanette Nino, Associate Superintendent for Instructional Leadership

   Presenter: Dr. René Gutiérrez, Superintendent
4. **ADJOURNMENT**

If, during the course of the meeting, discussion of any item on the agenda should be held in a closed meeting, the Board will conduct a closed meeting in accordance with the Texas Open Meetings Act, Government Code, Chapter 551, Subchapters D and E. Before any closed meeting is convened, the presiding officer will publicly identify the section or sections of the Act authorizing the closed meeting. All final votes, actions, or decisions will be taken in open meeting.

Pursuant to Texas Government Code 551.127, a member or employee of a governmental body is authorized to participate remotely in a meeting of the governmental body through a videoconference call, as long as a quorum of the governmental body is physically present at the location of the Board Meeting. Any video conference conducted pursuant to this section will comply with the technical requirements of this section.

Pursuant to Texas Government Code 551.129, the Board of Trustees may use a telephone conference call, video conference call, or communications over the internet to conduct a public consultation with its attorney in an open meeting of the governmental body, or, a private consultation with its attorney in closed meeting of the governmental body.

The notice for this meeting was posted in compliance with the Texas Open Meeting Action on September 17, 2026 by 5:00 p.m.
Norma Ramirez, on behalf of Board of Trustees.

BOARD AGENDA REPORT
MCALLEN INDEPENDENT SCHOOL DISTRICT

MEETING DATE: September 23, 2026

SUBJECT: Discussion of the 2026 - 2027 McAllen Independent School District Teaching and Learning Framework with Staff Supports for Improving Student Outcomes

REFERENCE: Goal 1- Student Achievement/Student Focus, Strategy 4- Learning Experiences, Strategy 6 - Preparedness; Goal 2 - People Development, Strategy 1 - Communication, Goal 4 - Financial Priorities

BACKGROUND INFORMATION/REASON FOR BOARD CONSIDERATION:
The curriculum, instruction, and professional development teams will present the elementary and secondary frameworks for teaching and learning at our district. In addition, the various priorities outlined for this school year will be shared in response to conducting a thorough data analysis using several forms of sources from the 2025-2026 school year.

ADMINISTRATIVE CONSIDERATIONS/FACTS AND ANALYSIS: None

LEGAL REVIEW: None

BUDGETARY CONSIDERATIONS: None

RECOMMENDED BOARD ACTION: This item is for information purposes only.

Attachment: ☑

SUBMITTED BY: _____

SUPERVISOR: Jeanette Nino (Sep 9, 2026 16:39:22 CDT)

For further information contact:
Name: Jeanette C. Nino,
Associate Superintendent for Instructional Leadership
Office: 956-618-6053
eMail: jeanette.nino@mcallenisd.net

Approved for presentation to the Board of Education:

RENE GUTIERREZ (Sep 10, 2026 08:50:34 CDT)

Superintendent of Schools

09/10/2026

2026-2027 Curriculum & Instruction Action Plans

September 2026 Board Presentation

Framework for Teaching and Learning

McALLEN ISD
2026-2027
Elementary School Instructional Program Overview (Kinder - 5th Grades)
Teacher workday: 7:35 a.m. - 3:45 p.m. (includes 40 minutes lunch)
Student Instructional Day: 7:45 a.m. - 3:10 p.m.

Diagnostics and Progress Monitoring: STAAR, mClass Amplify, iReady, & MAP 5th Grade Science

120 minutes	**Reading Language Arts**	**Core Instruction Components:** **HMH Into Reading/Arriba la Lectura** Foundation Skills - Structured Literacy Reading Comprehension Grammar and Writing Small Group Instruction
90 minutes	**Math**	**Core Instruction Components:** **SAVVAS Envision+ Texas Mathematics** Daily Math - Word Problem Workshop Daily Math - Basic Facts Workshop Daily Math - Skill Builders Spiral Review
60 minutes	**Science**	**Core Instruction Components:** **McGraw-Hill** (K-5th) Science Penguin (3rd-5th) Edusmart (K-5th) SummitK12 (5th) Science A-Z (K-2nd), Gizmos (3rd-5th)
30 minutes	**Social Studies**	**Core Instruction Components:** **SAVVAS** Studies Weekly (K - 2nd) TCM- Explore Social Studies (3rd-5th)
45 Minutes	**Reteach & Enrich Monday-Friday**	**Instructional Resources** **Reading Language Arts:** mClass Lessons, Amplify Resources, iReady Resources, Heggerty PA, Decodables, Fluency lessons, Rigby Readers, HMH Scaffold & Extend **Math:** iReady Tools for Instruction, Ready Tx Mathematics (K-5), Think Up! (1st-5th) iReady Personalized Instruction, MISD Intervention Lessons

Amplify.

i-Ready

IXL

eduSmart

McALLEN ISD

Master Schedules & Instructional Minutes

High Quality Instructional Materials

Interventions & Supplemental Resources

Best Practices in Teaching and Learning





Houghton Mifflin Harcourt



NATIONAL MATH + SCIENCE INITIATIVE

AVID

lead4ward

Systems of Support for Teaching and Learning

MCALLEN ISD

MCALLEN ISD

ELEMENTARY PROFESSIONAL LEARNING SCHEDULE
FALL 2026

2nd/3rd 6 Weeks Elementary Math Content Support Sessions

Math Content Support Sessions						
Grade	Group	Date	Location	Time	Sub Provided by:	Workshop#
Kinder	A	September 30, 2026	Texas Our Texas	8:00-4:00	Federal Programs	414994
	B	September 29, 2026	Texas Our Texas	8:00-4:00	Federal Programs	414996
1st Grade	A	September 23, 2026	Texas Our Texas	8:00-4:00	Federal Programs	414998
	B	September 22, 2026	Texas Our Texas	8:00-4:00	Federal Programs	415001
2nd Grade	A	September 2026				
	B	September 2026				
3rd Grade	A	September 2026				
	B	September 2026				
4th Grade	A	September 2026				
	B	September 2026				
5th Grade	A&B	September 2026				

Group A Campuses: Milam, Seguin, Escandon

Group B Campuses: Perez, Houston, Roosevel

Summer NEWS!

SECONDARY CAMPUSES

Read for more information about Curriculum Writing and Summer Professional Learning options!

Stay tuned for applications and workshop information!

CurriculuM writing

SUBJECT	DATES	LOCATIONS
Math	May 14 - Savvas NEW Textbook Training June 9-12, 15-17	Bluebonnet Lone Star
Science	June 9-12 & 15	AECHS Room 115
Social Studies	June 9-12 & 15	Staff Dev Center Portable 91
RLA	June 9, 11-12, 15-17	Texas Our Texas
Counseling	MS: June 8-11 HS: June 15-18	UTRGV Collegiate
Dyslexia	July 27-30	UTRGV Collegiate

all curriculum writers will also receive a *new elps* training on june 8, 2026!

NMSI IS BACK!

June 3-5, 2026
MIDDLE SCHOOL: Science with a Biology Focus Reading and Language Arts
HIGH SCHOOL: Biology, Algebra II, Pre-Cal, Geometry, and Reading and Language Arts

2026 - 2027 | Home Page | Professional Learning | 6th | 7th | 8th | W Geography | W History | US History | Government | Econ | SS Electives

McAllen ISD Secondary Social Studies
Curriculum & Instruction Google Site

26-27 District Calendar

Secondary Social Studies Planning Calendar 2026-2027

Blank Pacing/Planning Calendar 2026-2027

Make a Copy

Calendar of Observances

Textbook and Instructional Material Access Information

2026-2027

The Science of Instruction

A Follow Up of Best Practices in Planning, Teaching, and Learning Inspired by the Work of Dr. Anita Archer

- ✓ Content support sessions
- ✓ Curriculum sites
- ✓ Curriculum writing
- ✓ Timely professional learning sessions to support effective teaching and learning

Learning by DOING

Unlock the Power of the Professional Learning Community

Measuring Implementation to Improve Student Outcomes

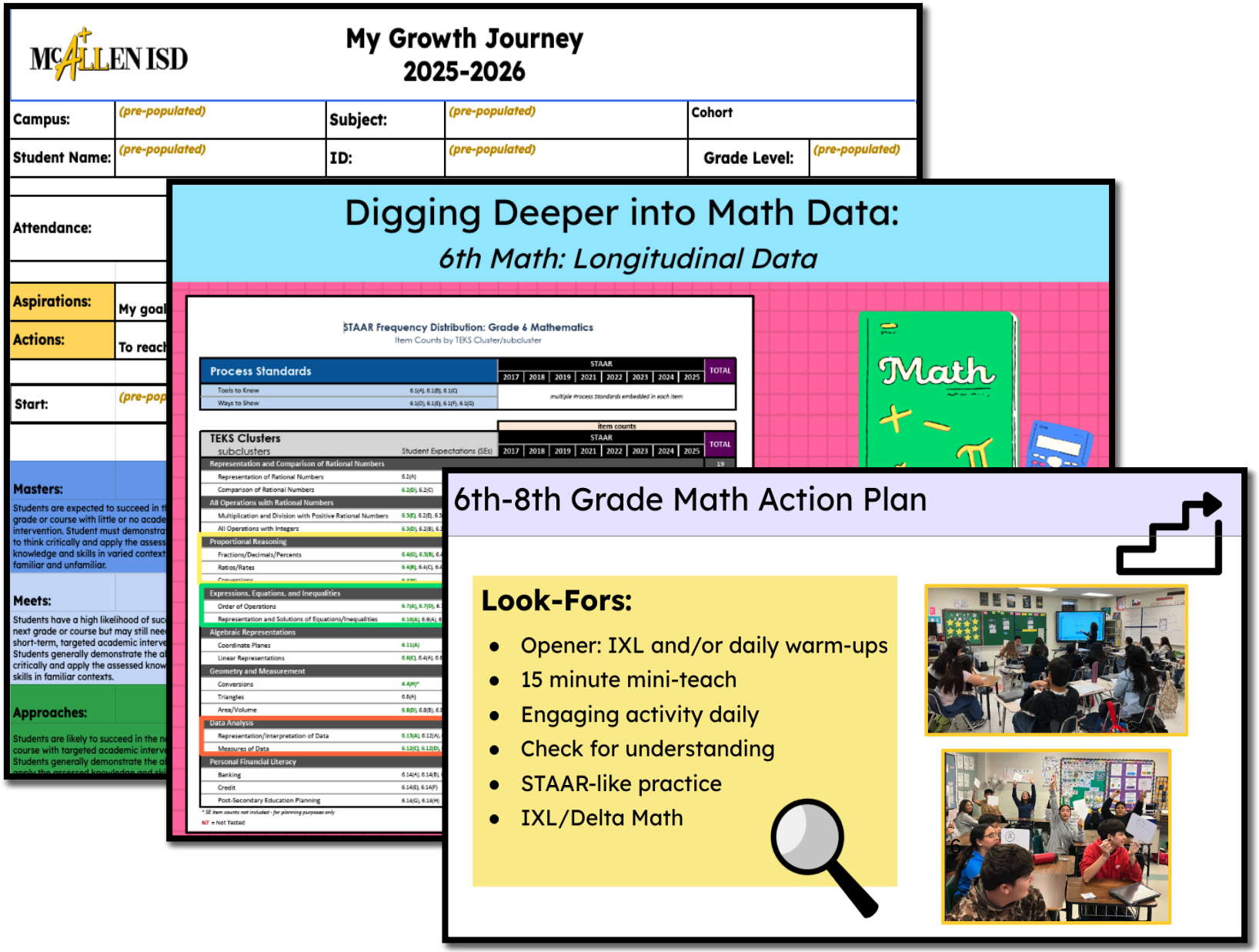

- ✓ Student goal setting
- ✓ Data to monitor growth
- ✓ Action plans and resources
- ✓ Classroom visits to assess needs across the district

MATHEMATICS

Systems for Teaching and Learning: Instructional Resources

Primary Resource

SAVVAS Envision+ Texas Mathematics

- Adopted for Kindergarten-Alg I, Alg II, Geometry
- Scored 100% for every grade level on all 6 sections of the State Board of Education IMRA (Instructional Materials Review and Approval) rubric

Instructional Time

- Elementary and Middle School classes provide 90+ minutes of daily mathematics instruction (High School has 50 minutes).
- Built-in time in master schedule for Tier 2 and 3 intervention

	TEKS/ELPS Alignment	1. Implementation Quality	2. Progress Monitoring	3. Supports for All Learners	4. Depth and Coherence of Key Concepts	5. Balance of Conceptual and Procedural Understanding	6. Productive Struggle
Student TEKS	100%	100%	100%	100%	100%	100%	100%
Student ELPS	100%						

Intervention System



Differentiation Library Teacher's Guide

TEKS Practice Teacher's Guide

SAVVAS realize™

Differentiation Library Teacher's Guide

Hands-On Games

Math and Literacy Mats

Systems for Teaching and Learning: Instructional Resources

McALLEN ISD

Elementary Supplemental Resources

Curriculum Associates

- Think Up Tx!
- Ready Tx Mathematics
- Tools for Instruction







Secondary Supplemental Resources

- Maneuvering Middle
- IXL and Delta Math
- VR Prisms (MS)

Graphing Tools

- Desmos
- TI-84+/T-nspire
- TI-108 (4-function)



Mathematics

McAllen ISD

2026 Elementary Mathematics Performance Comparison – McAllen ISD, Region One, State

Assessment	Performance Level	McAllen ISD	Region 1	State	Difference vs Region	Difference vs State
Mathematics — Grade 3	Approaches	73%	67%	67%	+6 pts	+6 pts
Mathematics — Grade 3	Meets	48%	44%	44%	+4 pts	+4 pts
Mathematics — Grade 3	Masters	23%	21%	22%	+2 pts	+1 pts
Mathematics — Grade 4	Approaches	72%	70%	68%	+2 pts	+4 pts
Mathematics — Grade 4	Meets	52%	51%	49%	+1 pts	+3 pts
Mathematics — Grade 4	Masters	28%	26%	25%	+2 pts	+3 pts
Mathematics — Grade 5	Approaches	83%	77%	75%	+6 pts	+8 pts
Mathematics — Grade 5	Meets	53%	49%	47%	+4 pts	+6 pts
Mathematics — Grade 5	Masters	23%	20%	20%	+3 pts	+3 pts

Mathematics

Longitudinal Elementary Mathematics Performance Comparison – McAllen ISD, Region One, State

McAllen ISD Third Grade Math STAAR Comparison*** 2021-2026						
Organization	Administration	Tested Grade	STAAR - Mathematics Tests Taken	STAAR - Mathematics Approaches and Above | Percentage	STAAR - Mathematics Meets and Above | Percentage	STAAR - Mathematics Masters Percentage
STATE	Spring 2021	3	325064	61	30	14
REG 01 ESC	Spring 2021	3	21391	44	16	6
MCALLEN ISD	**Spring 2021***	**3**	**738**	**58**	**28**	**12**
STATE	Spring 2022	3	364687	70	42	21
REG 01 ESC	Spring 2022	3	28345	69	39	18
MCALLEN ISD	**Spring 2022**	**3**	**1271**	**74**	**46**	**23**
STATE	Spring 2023	3	370006	72	43	19
REG 01 ESC	Spring 2023	3	29371	72	42	16
MCALLEN ISD	**Spring 2023****	**3**	**1239**	**77**	**47**	**17**
STATE	Spring 2024	3	373259	69	41	15
REG 01 ESC	Spring 2024	3	29508	69	38	12
MCALLEN ISD	**Spring 2024**	**3**	**1239**	**75**	**45**	**14**
STATE	Spring 2025	3	376511	70	45	19
REG 01 ESC	Spring 2025	3	29277	68	42	16
MCALLEN ISD	**Spring 2025**	**3**	**1223**	**78**	**52**	**22**
STATE	Spring 2026	3	361240	67	44	22
REG 01 ESC	Spring 2026	3	27724	67	44	21
MCALLEN ISD	**Spring 2026**	**3**	**1170**	**73**	**48**	**23**

*spring 2021: STAAR testing was impacted by COVID precautions and continued remote instruction options

**first administration of STAAR 2.0

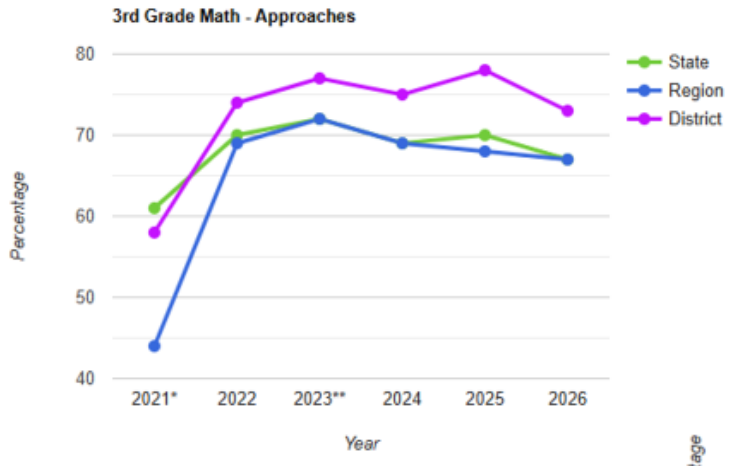

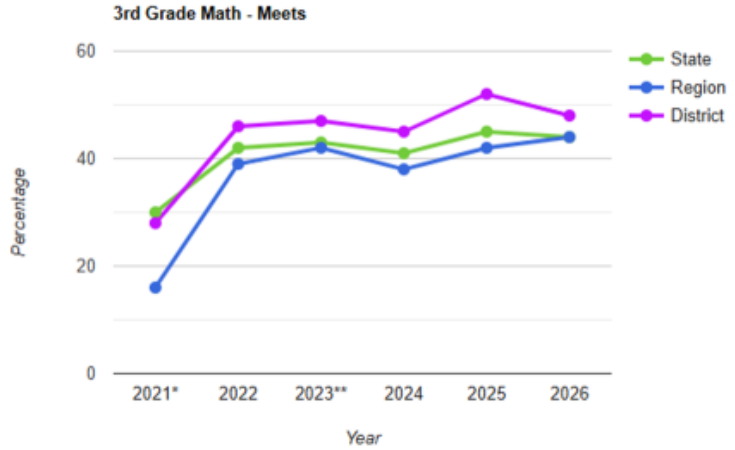

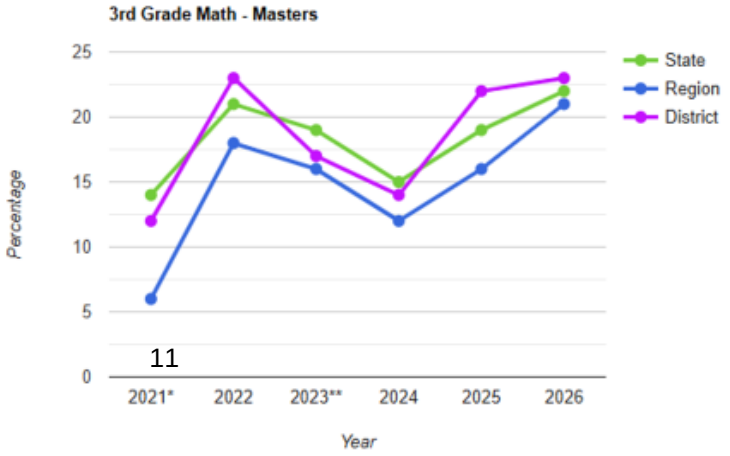

Mathematics

Longitudinal Elementary Mathematics Performance Comparison – McAllen ISD, Region One, State

McAllen ISD Fourth Grade Math STAAR Comparison*** 2021-2026						
	Administration	Tested Grade	STAAR - Mathematics Tests Taken	STAAR - Mathematics Approaches and Above Percentage	STAAR - Mathematics Meets and Above Percentage	STAAR - Mathematics Masters Percentage
STATE	Spring 2021	4	330460	58	35	21
REG 01 ESC	Spring 2021	4	20662	43	20	10
MCALLEN ISD	**Spring 2021**	**4**	**725**	**58**	**35**	**22**
STATE	Spring 2022	4	370882	69	41	23
REG 01 ESC	Spring 2022	4	28341	69	41	21
MCALLEN ISD	**Spring 2022**	**4**	**1358**	**77**	**53**	**31**
STATE	Spring 2023	4	373988	70	47	22
REG 01 ESC	Spring 2023	4	28958	71	48	21
MCALLEN ISD	**Spring 2023****	**4**	**1259**	**76**	**55**	**28**
STATE	Spring 2024	4	377761	68	45	21
REG 01 ESC	Spring 2024	4	29694	71	47	20
MCALLEN ISD	**Spring 2024**	**4**	**1234**	**75**	**50**	**23**
STATE	Spring 2025	4	381087	68	46	24
REG 01 ESC	Spring 2025	4	29864	71	48	24
MCALLEN ISD	**Spring 2025**	**4**	**1266**	**76**	**53**	**29**
STATE	Spring 2026	4	381158	68	49	25
REG 01 ESC	Spring 2026	4	29107	70	51	26
MCALLEN ISD	**Spring 2026**	**4**	**1253**	**72**	**52**	**28**

*spring 2021: STAAR testing was impacted by COVID precautions and continued remote instruction options
**first administration of STAAR 2.0

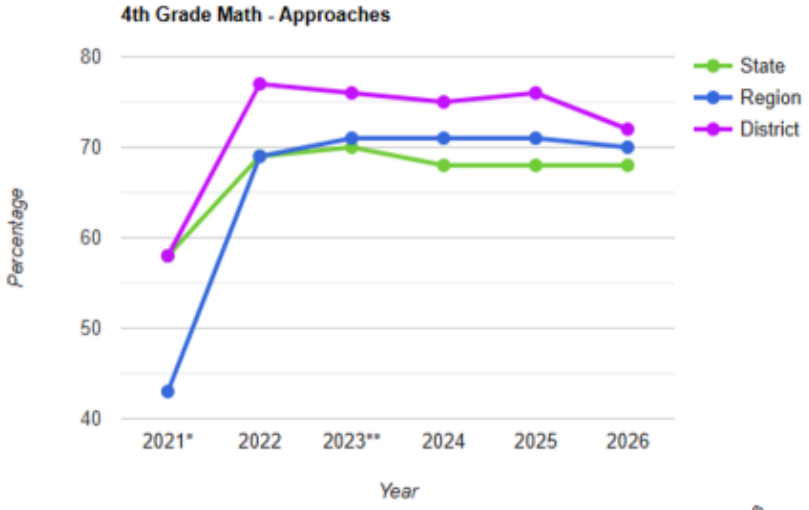

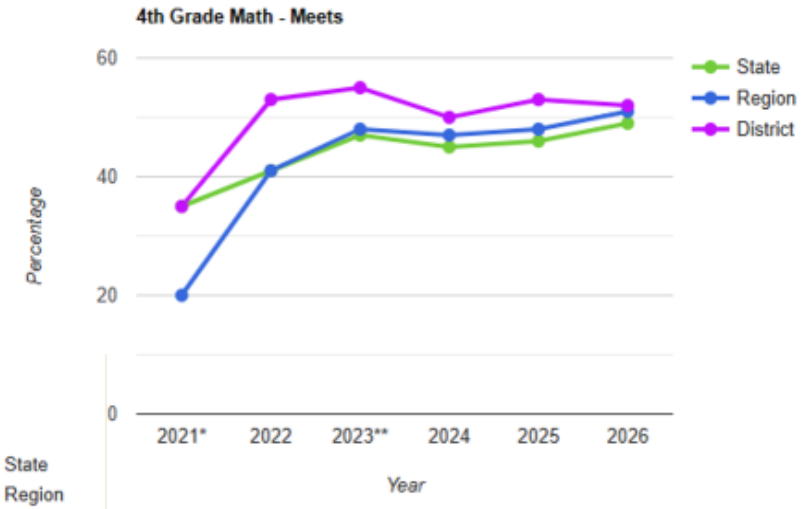

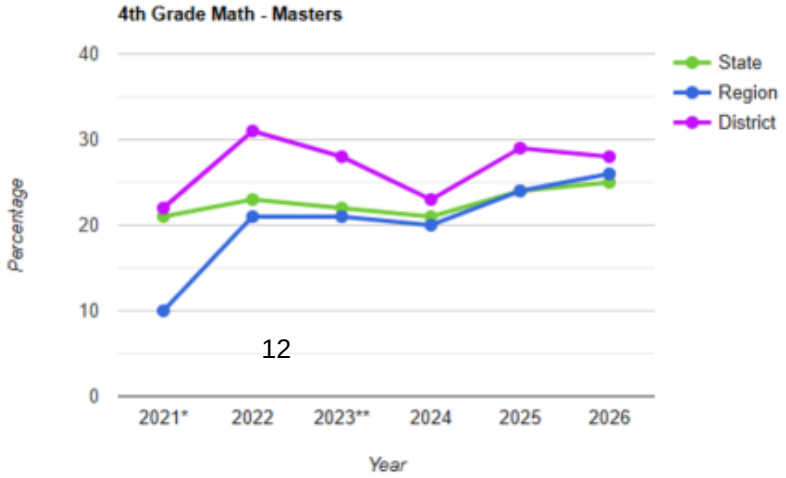

Mathematics

Longitudinal Elementary Mathematics Performance Comparison – McAllen ISD, Region One, State

McAllen ISD
Fifth Grade Math STAAR Comparison***
2021-2026

Organization	Administration	Tested Grade	STAAR - Mathematics Tests Taken	STAAR - Mathematics Approaches and Above Percentage	STAAR - Mathematics Meets and Above Percentage	STAAR - Mathematics Masters Percentage
STATE	Spring 2021	5	339642	69	43	24
REG 01 ESC	Spring 2021	5	20667	57	29	14
MCALLEN ISD	Spring 2021	5	638	69	39	20
STATE	Spring 2022	5	376847	76	47	24
REG 01 ESC	Spring 2022	5	28374	78	48	23
MCALLEN ISD	Spring 2022	5	1440	84	55	30
STATE	Spring 2023	5	378663	79	50	21
REG 01 ESC	Spring 2023	5	29184	82	52	19
MCALLEN ISD	Spring 2023	5	1392	86	59	24
STATE	Spring 2024	5	380596	76	49	19
REG 01 ESC	Spring 2024	5	29670	79	50	17
MCALLEN ISD	Spring 2024	5	1263	86	56	22
STATE	Spring 2025	5	383302	73	46	22
REG 01 ESC	Spring 2025	5	29957	76	48	21
MCALLEN ISD	Spring 2025	5	1274	81	52	23
STATE	Spring 2026	5	385908	75	47	20
REG 01 ESC	Spring 2026	5	29772	77	49	20
MCALLEN ISD	Spring 2026	5	1298	83	53	23

*spring 2021: STAAR testing was impacted by COVID precautions and continued remote instruction options
**first administration of STAAR 2.0

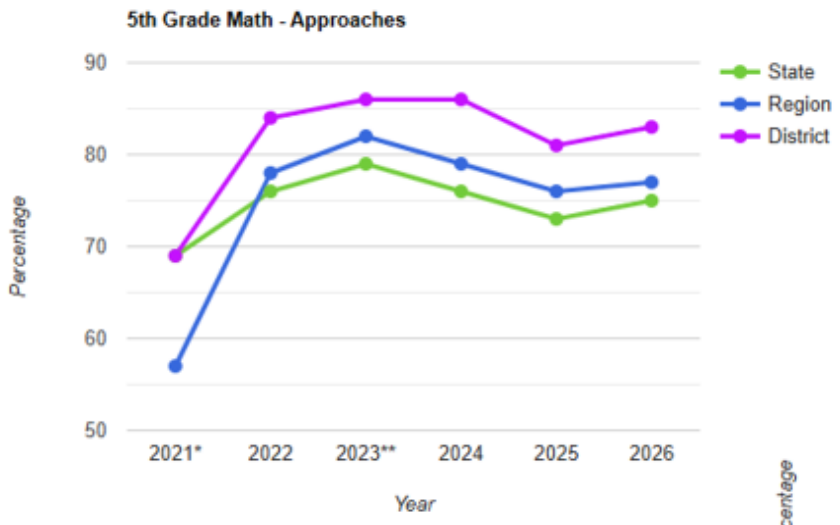

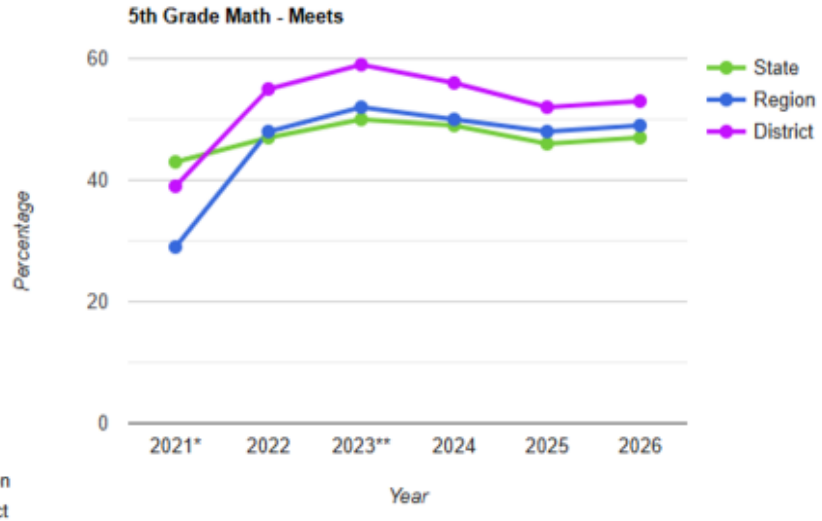

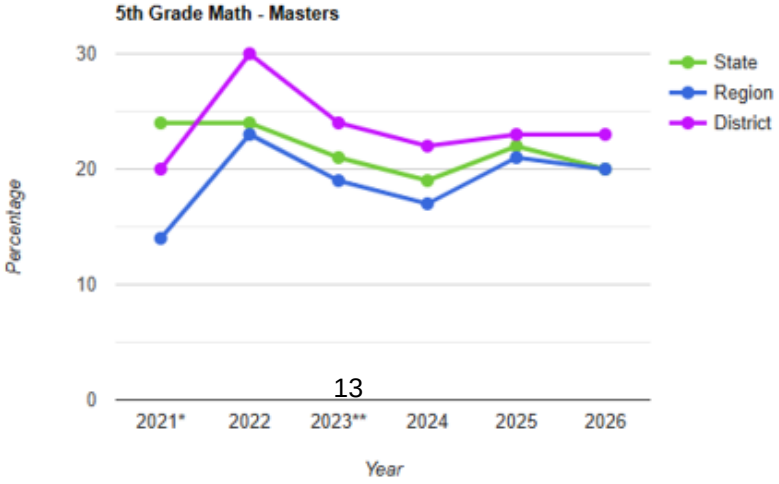

Secondary Mathematics

6th Grade STAAR Results	
District	**75%, 35%, 9%**
Region	71%, 34%, 11%
State	73%, 39%, 15%

8th Grade STAAR Results	
District	**86%, 66%, 29%**
Region	78%, 54%, 18%
State	73%, 47%, 16%

7th Grade STAAR Results	
District	**53%, 36%, 18%**
Region	46%, 26%, 6%
State	48%, 29%, 9%

Algebra I EOC Results	
District	**91%, 69%, 44%**
Region	84%, 55%, 30%
State	82%, 54%, 30%

In 7th, 8th & Algebra, our students scored higher than the Region and the State on all 3 categories **Approaches**, **Meets** & **Masters**.

In 6th grade, our students scored higher than the Region and State only in the **Approaches** level.

HS Algebra STAAR/EOC Longitudinal Data (without MS Algebra)

	2024 Meets	2025 Meets	2026 Meets
AECHS	74%	75%	79%
MCHI	32%	46%	56%
MEMORIAL	29%	39%	51%
ROWE	36%	48%	51%

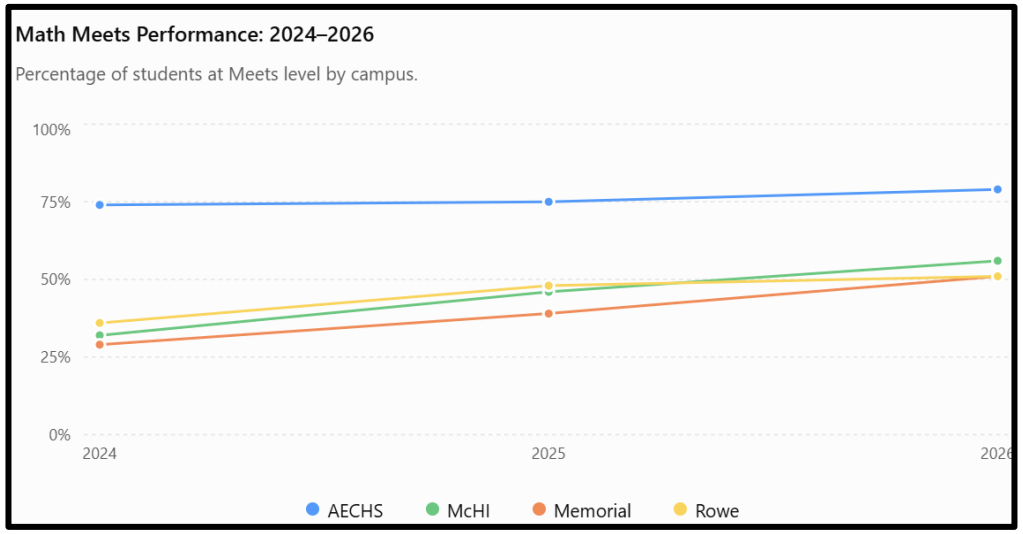

	2024 Masters	2025 Masters	2026 Masters
AECHS	41%	48%	47%
MCHI	9%	18%	24%
MEMORIAL	14%	18%	18%
ROWE	12%	22%	30%

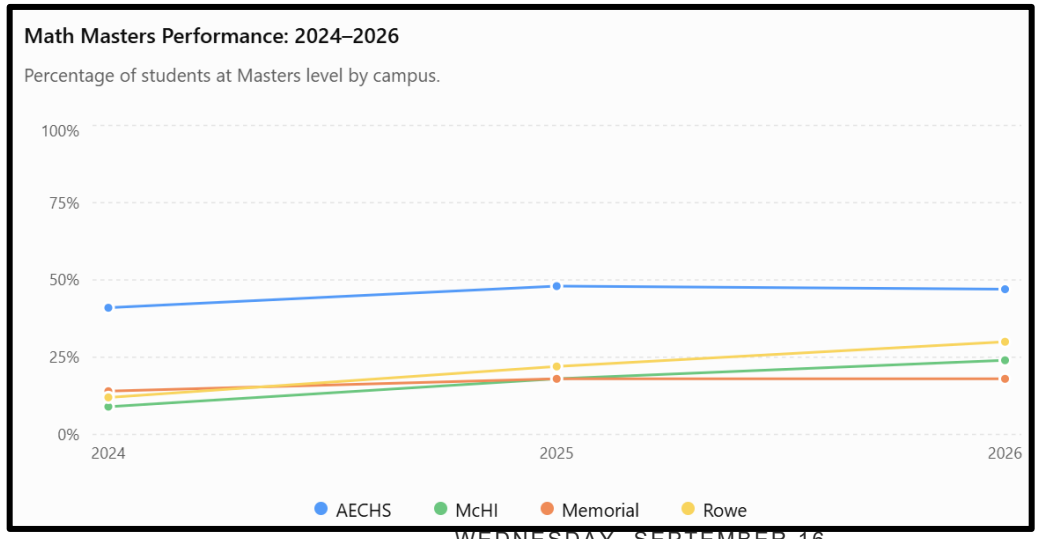

6th Math Longitudinal performance comparison- District, Region, State

McAllen ISD Sixth Grade Math STAAR Comparison*** 2021-2026							
Organization	Administration	Tested Grade	STAAR - Mathematics | Tests Taken	STAAR - Mathematics | Average Scale Score	STAAR - Mathematics Approaches and Above Percentage	STAAR - Mathematics Meets and Above Percentage	STAAR - Mathematics Masters Percentage
STATE	Spring 2022	6	386757	1619	72	37	15
REG 01 ESC	Spring 2022	6	30142	1597	67	31	11
MCALLEN ISD	**Spring 2022**	**6**	**1216**	**1596**	**70**	**30**	**7**
STATE	Spring 2023	6	384766	1716	74	37	15
REG 01 ESC	Spring 2023	6	30855	1698	71	33	10
MCALLEN ISD	**Spring 2023****	**6**	**1183**	**1704**	**74**	**33**	**9**
STATE	Spring 2024	6	387459	1716	69	37	13
REG 01 ESC	Spring 2024	6	30846	1703	69	34	10
MCALLEN ISD	**Spring 2024**	**6**	**1207**	**1718**	**76**	**40**	**9**
STATE	Spring 2025	6	390074	1721	72	38	15
REG 01 ESC	Spring 2025	6	30776	1704	71	34	11
MCALLEN ISD	**Spring 2025**	**6**	**1122**	**1721**	**78**	**42**	**13**
STATE	Spring 2026	6	387797	1726	73	39	15
REG 01 ESC	Spring 2026	6	30432	1711	71	34	11
MCALLEN ISD	**Spring 2026**	**6**	**1085**	**1707**	**75**	**35**	**9**

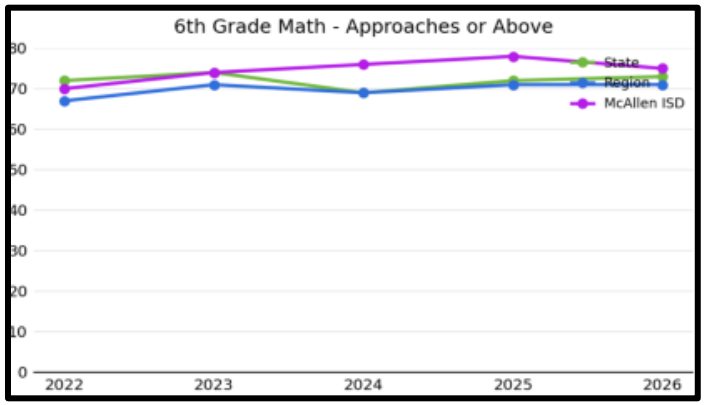

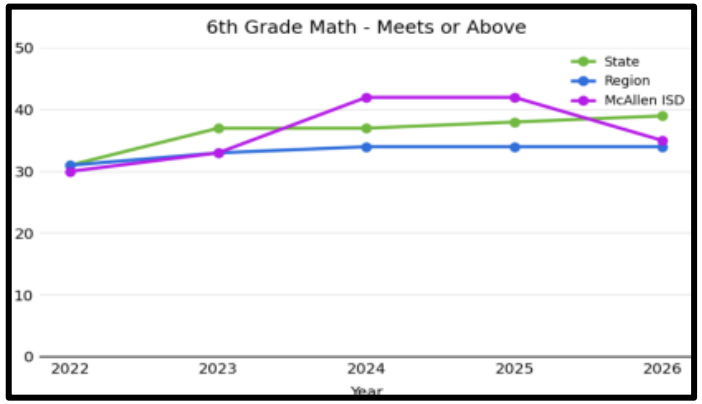

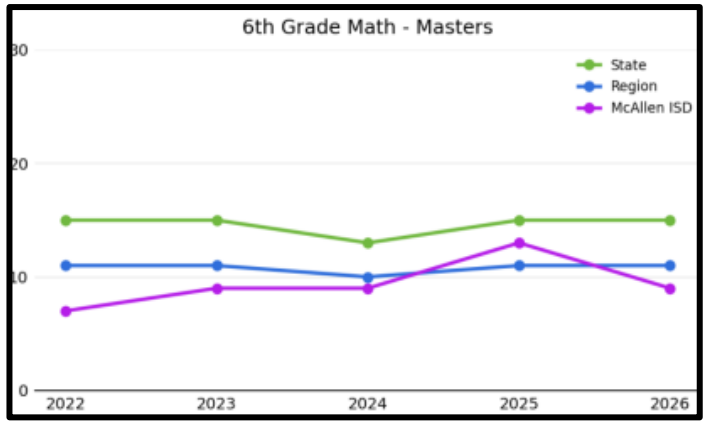

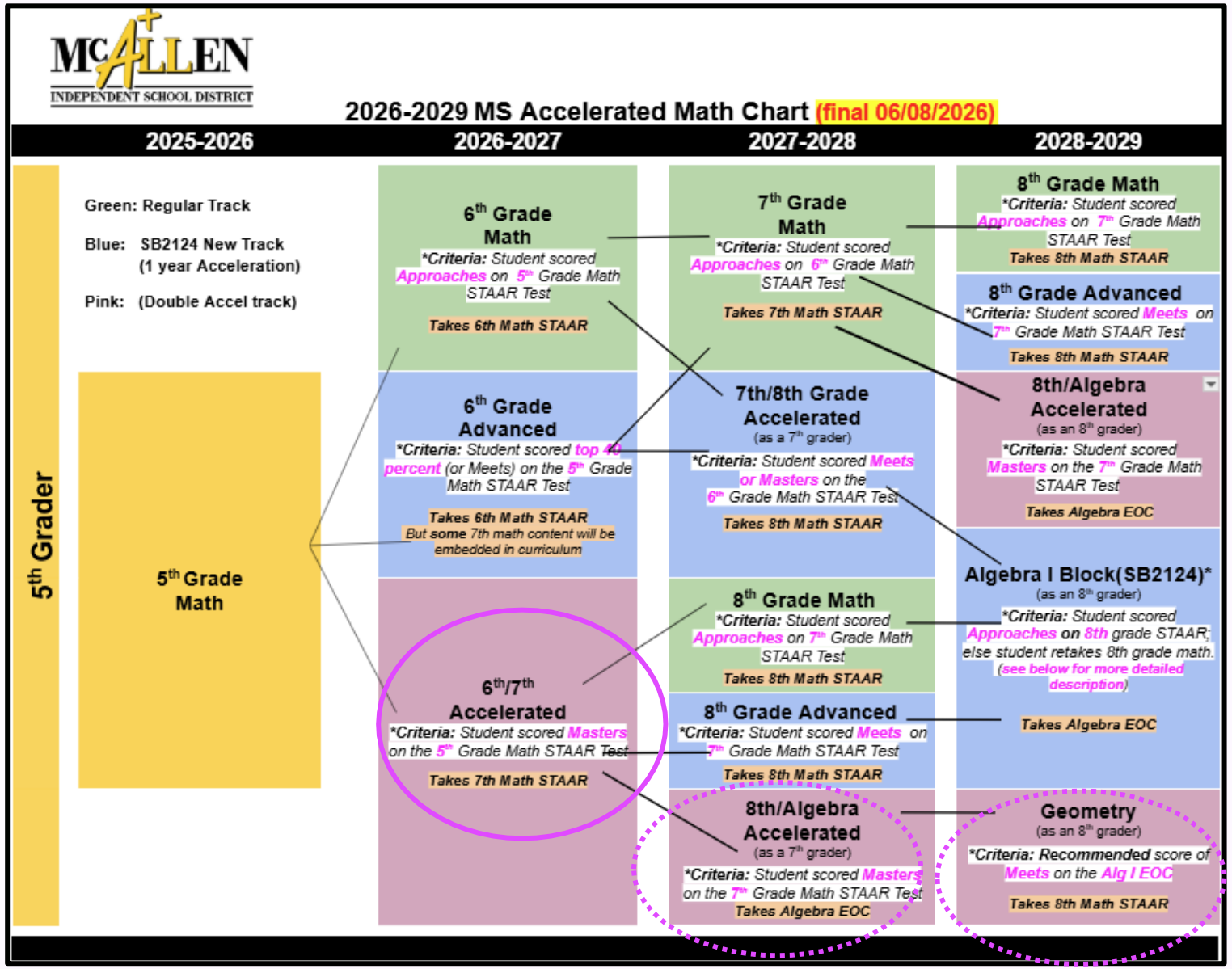

In middle school math, we have 2 tracks for acceleration -single and double acceleration:

Single acceleration- students take Algebra 8th

Double acceleration- students take Geometry 8th grade

6th Math Longitudinal performance comparison-District, Region, State

6th Grade STAAR Results	
District	**75%, 35%, 9%**
Region	71%, 34%, 11%
State	73%, 39%, 15%

Note: 6th Grade Math

- **22%** of 6th graders took 7th STAAR Test
- Only students that scored ***Meets*** and ***Approaches*** take 6th math STAAR test.
- Students that scored *Masters* on their 5th math STAAR test take the *7th grade math STAAR.*

6th Grade Math -Most TEKS in all grade levels

- Constant spiraling
- Frequent Assessments
- IXL & Delta Math practice
- **IXL Diagnostic (personalized instructional plans)**

7th Math Longitudinal performance comparison-District, Region, State

McAllen ISD Seventh Grade Math STAAR Comparison*** 2021-2026							
Organization	Administration	Tested Grade	STAAR - Mathematics | Tests Taken	STAAR - Mathematics | Average Scale Score	STAAR - Mathematics Approaches and Above Percentage	STAAR - Mathematics Meets and Above Percentage	STAAR - Mathematics Masters Percentage
STATE	Spring 2022	7	350439	1626	59	29	12
REG 01 ESC	Spring 2022	7	31206	1625	59	29	12
MCALLEN ISD	**Spring 2022**	**7**	**1523**	**1648**	**63**	**36**	**17**
STATE	Spring 2023	7	331698	1761	61	35	10
REG 01 ESC	Spring 2023	7	30519	1756	59	33	10
MCALLEN ISD	**Spring 2023****	**7**	**1507**	**1789**	**65**	**41**	**16**
STATE	Spring 2024	7	324116	1754	53	32	10
REG 01 ESC	Spring 2024	7	30146	1759	56	33	10
MCALLEN ISD	**Spring 2024**	**7**	**1435**	**1810**	**65**	**44**	**19**
STATE	Spring 2025	7	299218	1753	52	31	10
REG 01 ESC	Spring 2025	7	28713	1757	55	33	11
MCALLEN ISD	**Spring 2025**	**7**	**1436**	**1830**	**69**	**49**	**23**
STATE	Spring 2026	7	264713	1741	48	29	9
REG 01 ESC	Spring 2026	7	23265	1727	46	26	6
MCALLEN ISD	**Spring 2026**	**7**	**987**	**1785**	**53**	**36**	**18**

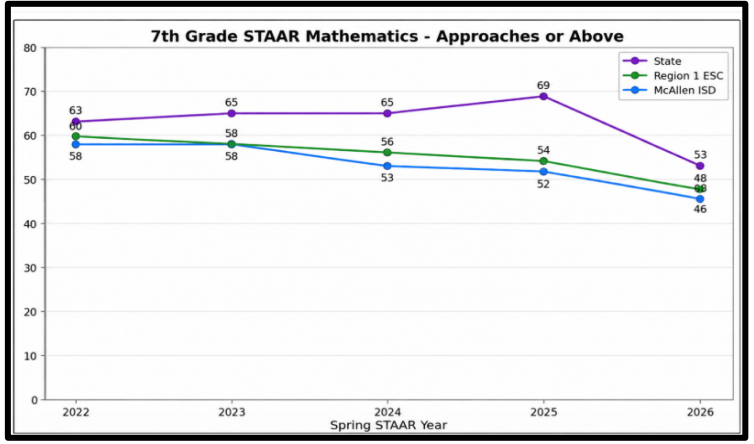

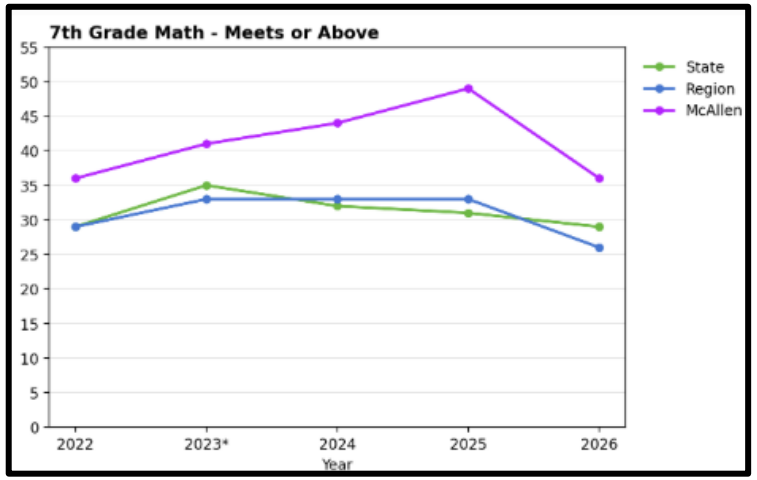

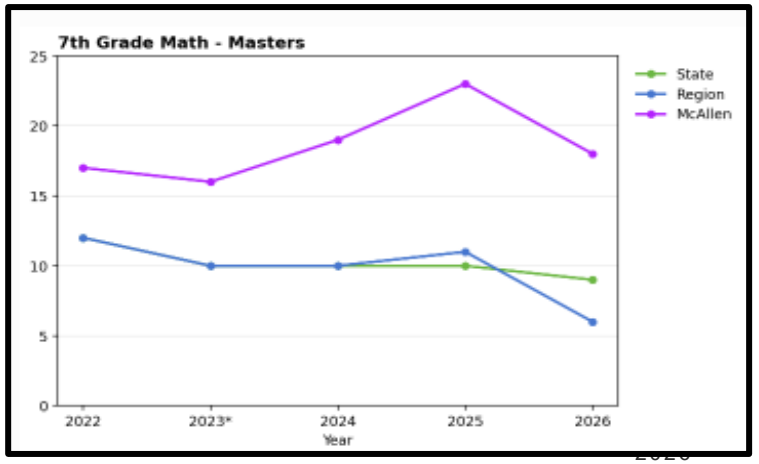

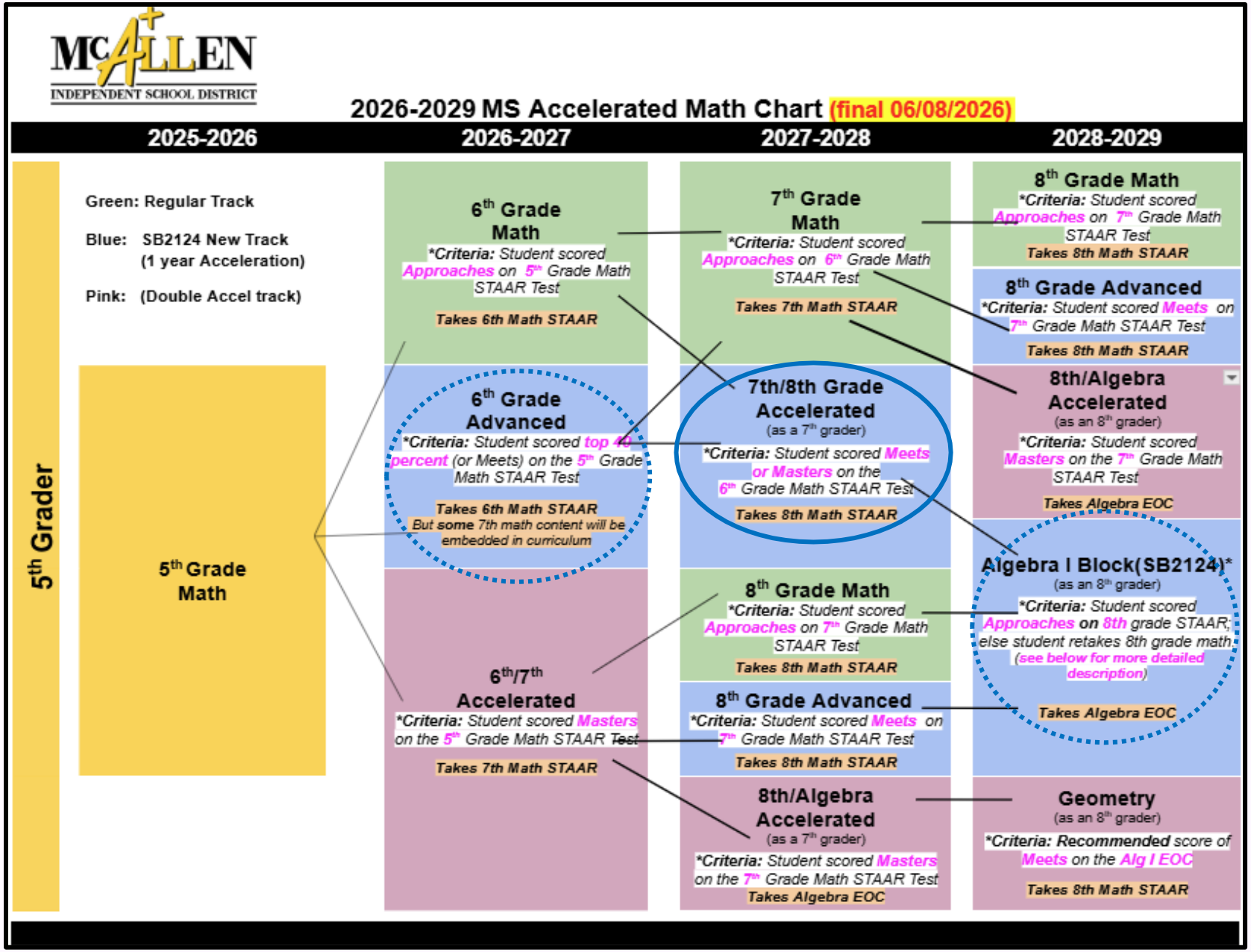

As per SB2124 (effective 2024-2025):

Any 5th grader that scored ***top 40% (or MEETS***) on ***5th math STAAR test*** is automatically enrolled in advanced math pathway where the goal is to take Algebra in 8th grade (*provided they continue scoring MEETS on STAAR).*

In 7th grade, students that are on this ***Accelerated Track*** take 8th grade math as 7th graders.

Only students that scored Approaches (or did not pass) on the 6th math STAAR test take 7th math STAAR.

7th Math Longitudinal performance comparison-District, Region, State

7th Grade STAAR Results	
District	**53%, 36%, 18%**
Region	46%, 26%, 6%
State	48%, 29%, 9%

7th Grade STAAR Results 2024-2025	
District	**69%, 49%, 23%**
Region	**55%, 33%, 11%**
State	**52%, 31%, 10%**

7th Grade Math & SB2124

- The decline in 7th Grade math reflects the number of students that **did not** take 7th math as per SB2124.
- **30%** of 7th grade students took 8th grade math STAAR or Algebra EOC
- Only students that scored **Approaches** on their 6th math STAAR test took 7th math STAAR

7th Grade Math- Operations of rational numbers (fluency in fractions & decimals)

- Constant spiraling
- Frequent assessments
- Mini blitz, Friday Night lights, Saturday Academies
- **IXL Diagnostic (personalized instructional plans)**

Systems of Support

Curriculum

- Curriculum writing project
  - Scope and sequence
  - Weekly and daily lesson plans
  - Year at a glance (YAG)
  - Aligning supplemental resources with primary resource
  - Problem solving and spiral review included
  - Incorporating weekly informal and formal assessments

Training

- Beginning of Year Training
  - SAVVAS implementation training
  - Curriculum resources and implementation training
- Fall Content Rollout Sessions
  - Elementary – All K-5 teachers receive 2 full days during fall semester
  - Secondary – 6th-8th, AlgI (1-2 times a semester)
  - Non tested areas –once a semester

Campus Support

- PLC Support – teacher planning
- Instructional coach meetings monthly
- Training interventionists, tutors, at-risk paraprofessionals on high-impact tutoring
- Classroom visits and feedback

READING LANGUAGE ARTS

TIER ONE RESOURCES

READING

HMH

Grades K-8

SAVVAS realize.

ENG I-IV

Grades 2-10

Novel Units:
Grades 3-12

GRAMMAR

Patterns of Power:
Grades 3-12

Elementary Sequence



Secondary Sequence

WRITING (ECR)



Grades 3-12

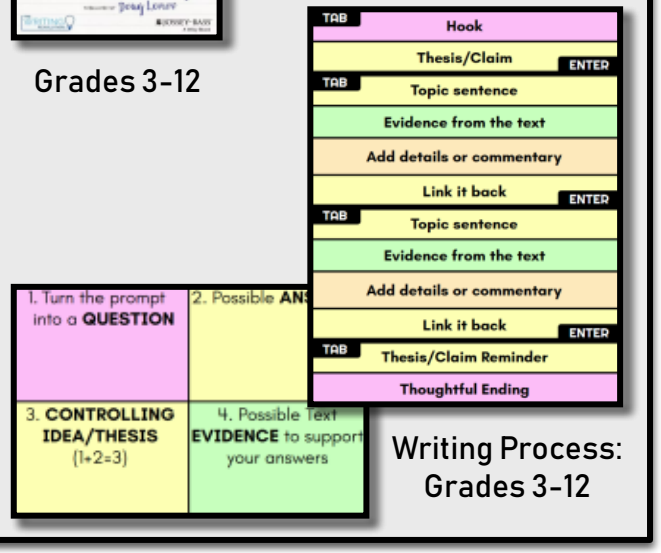

Writing Process:
Grades 3-12

SUPPLEMENTAL RESOURCES

McALLEN ISD

READING

mCLASS® Amplify.

Heggerty

Boost Reading

Grades K-2

i-Ready

Grades 3-5

IXL

Grades 6-8

GRAMMAR

Writing Fast Focus™
Grade 3

Grades 3-5

noredink

Grades 6-12

WAYGROUND
formerly Quizizz

Grades 6-12

WRITING (ECR)

noredink

Grades 6-12



	Element	Composition
INTRO	Controlling Idea or Thesis What is the central idea? What is the point of view? Answer the question.	Restate your thesis _____ because ____(1)____ and ____(2)____
BODY 1	Topic sentence This could be a paragraph or sentence	First,
	Evidence from the text Pick a quote or a set of facts that will support your thesis. Use a long quote/facts sparingly.	The text states, "_____"
	Add commentary Explain how the evidence supports your thesis.	This shows
	Link it back Add a statement that links your evidence back to the central idea.	As you can see, _____
BODY 2	Topic sentence This could be a paragraph or sentence	Second,
	Evidence from the text Pick a quote or a set of facts that will support your thesis. Use a long quote/facts sparingly.	The text says, "_____"
	Add commentary Explain how the evidence supports your thesis.	This means
	Link it back Add a statement that links your evidence back to the central idea.	As you can see, _____
CONCLUSION	Controlling Idea or Thesis Restate your thesis Have a "wow" factor.	In conclusion, _____ because ____(1)____ and ____(2)____

Grades 3-12

SYSTEMS OF SUPPORT

McALLEN ISD

Teacher Support

- Curriculum Writing
- Content Support Sessions
  - BOY, Fall, Spring, and STAAR
  - New Resources/ Updates
- Planning Support @ Campus
- Coaching/Modeling for Teachers
- Train Support Staff
  - Instructional Coaches
  - Interventionists
  - At-Risk Tutors & Paraprofessionals
- Collaborate with
  - Dyslexia Teachers
  - Special Education Teachers and Paraprofessionals

Student Support

- Reading/Writing Camps with Students
  - In Class Support for New Teachers
  - Support in preparation for:
    - STAAR
    - TSI
    - SAT

Planning/Looking for:

- Engagement Activities
- Pacing
- Lesson Cycle
- TEKS-Alignment
- Supplemental Aids
- Writing Differentiation

SYSTEMS OF SUPPORT

McALLEN ISD

Teacher Support



Student Support



Planning/Looking for:



OUTCOMES & FOCUS AREAS

McALLEN ISD

Percentage of **Approaches** by grade level

	3rd	4th	5th	6th	7th	8th	English I	English II
State	74%	78%	79%	73%	77%	83%	72%	72%
Region 1	73%	77%	79%	72%	76%	83%	66%	68%
McAllen	**83%**	**82%**	**87%**	**80%**	**82%**	**89%**	**75%**	**80%**

Percentage of **Meets** by grade level

	3rd	4th	5th	6th	7th	8th	English I	English II
State	51%	53%	58%	54%	54%	59%	55%	60%
Region 1	49%	52%	58%	52%	54%	56%	50%	55%
McAllen	**59%**	**60%**	**68%**	**63%**	**64%**	**69%**	**63%**	**68%**

Percentage of **Masters** by grade level

	3rd	4th	5th	6th	7th	8th	English I	English II
State	26%	24%	35%	30%	31%	32%	13%	9%
Region 1	24%	23%	35%	28%	30%	27%	10%	8%
McAllen	**34%**	**31%**	**46%**	**39%**	**41%**	**41%**	**18%**	**12%**

OUTCOMES & FOCUS AREAS

Percentage of **Zeros** on Extended Constructed Responses

	3rd	4th	5th	6th	7th	8th	English I	English II
State	48%	51%	23%	25%	23%	19%	42%	36%
Region 1	47%	50%	24%	22%	21%	18%	45%	38%
McAllen	**33%**	**43%**	**17%**	**14%**	**14%**	**11%**	**32%**	**24%**

Percentage of students who scored **7+ out of 10** points

	3rd	4th	5th	6th	7th	8th	English I	English II
State	10%	15%	21%	30%	41%	48%	30%	37%
Region 1	11%	18%	26%	34%	47%	49%	28%	36%
McAllen	**14%**	**25%**	**38%**	**51%**	**61%**	**68%**	**44%**	**53%**

DISTINCTIONS AND ACCOUNTABILITY RATINGS

McALLEN ISD

13/18 Elementary Campuses
9/10 Eligible Secondary Campuses

	3rd	4th	5th	6th	7th	8th	English I	English II
McAllen	**88B**	**88B**	**92A**	**90A**	**91A**	**92A**	**77C**	**77C**

SCIENCE

Elementary & Secondary Science Vertical Alignment

McALLEN ISD

Resources

- McGraw Hill
  - Tier 1 Resource – 100% TEKS Aligned & State Board Approved
  - Elementary
    - K - 5
  - Secondary
    - Middle School Science (6 – 8)
    - High School
      - Courses: Biology, Chemistry, Physics, and Integrated Physics & Chemistry (IPC)
- EduSmart – Supplemental Resource
  - Elementary (K – 5)
  - Middle School Science (6-8)
  - High School – Biology (9th)
- Explore Learning Gizmos – Supplemental Resource
  - Elementary (3 – 5)
  - Middle School Science (6-8)
  - High School – Biology (9th)

Data

- 2025 vs 2026 Data
  - Improvements all around
    - Performance Levels
    - Domain I Letter Grade
    - Earned Science Distinctions
    - Above State & Region!

Elementary Science

Content Learning Framework

- **80% Scientific and Engineering Practices:** Kinder- 1st Grade
- **60% Scientific and Engineering Practices:** 2nd-3rd Grade
- **50% Scientific and Engineering Practices** 4th-5th Grade
  - **3D Science** (Standards, Recurring Themes &Concepts, and Scientific & Engineering Practices)



Secondary Science

Secondary Science Instruction

- Texas Essential Knowledge & Skills (TEKS)
- 40% engaged in laboratory instruction – TEA Requirement
- 3D Science (Standards, Recurring Themes & Concepts, and Scientific & Engineering Practices)



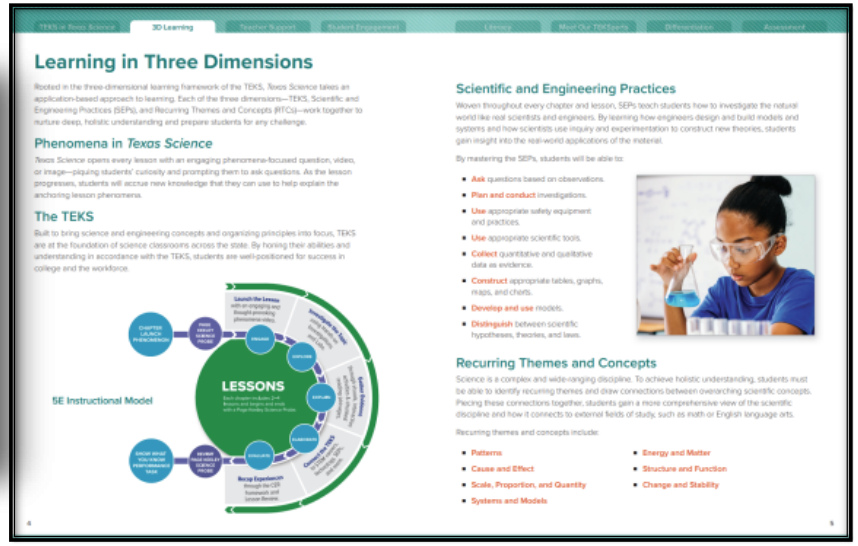

Elementary and Secondary Science: 2026 Data Highlights

- **14 out of 18 Elementary Campuses Received Distinctions**
- **8 out of 10 Secondary Campuses Received Distinctions**

Elementary Science STAAR 2025 vs. 2026

	STAAR 2025 DOMAIN I	STAAR 2026 DOMAIN I
McAllen ISD	**69(D)**	**79(C)**

Secondary Science STAAR 2025 vs. 2026

	STAAR 2025 DOMAIN I	STAAR 2026 DOMAIN I
McAllen ISD	**85(B)**	**89(B)**

Growth Mindset Goal
Continue to help students move towards the **Meets & Masters** Performance Levels

Gains across performance levels

TEA 2025-26 TEXAS PERFORMANCE REPORTING SYSTEM (TPRS)

Texas Education Agency
2025-26 STAAR Performance
MCALLEN ISD (108906) - HIDALGO COUNTY

	School Year	State	Region	District	Points Increase
Grade 5 Science					
At Approaches Grade Level or Above (43%)	2026	66%	70%	**79%**	6
	2025	65%	69%	**73%**	
At Meets Grade Level or Above (63%)	2026	38%	41%	**51%**	14
	2025	31%	33%	**37%**	
At Masters Grade Level (77%)	2026	18%	21%	**28%**	10
	2025	12%	14%	**18%**	
Grade 8 Science					
At Approaches Grade Level or Above (40%)	2026	77%	76%	**83%**	1
	2025	74%	73%	**82%**	
At Meets Grade Level or Above (57%)	2026	55%	52%	**61%**	0
	2025	48%	48%	**61%**	
At Masters Grade Level (74%)	2026	30%	26%	**34%**	8
	2025	19%	17%	**26%**	
End of Course Biology					
At Approaches Grade Level or Above (25%)	2026	93%	93%	**94%**	2
	2025	92%	91%	**92%**	
At Meets Grade Level or Above (43%)	2026	69%	62%	**70%**	10
	2025	61%	55%	**60%**	
At Masters Grade Level (65%)	2026	34%	25%	**35%**	17
	2025	21%	14%	**18%**	

Elementary Science

- **Instructional Goals:**
  - Content Knowledge of Teacher
  - Implementation of District Resources
  - Background Knowledge of Students
  - Hands-on Science
- **Supports in Place:**
  - Professional Development
    - All Grade levels in the fall; 5th grade in Spring (STAAR)
  - Classroom Visits
  - Teacher Planning Support
  - Build Capacity at the Campus level
    - Instructional Coaches
  - Science Paloozas- Spring
    - All campuses
  - Science Blitz by six weeks
    - Available for all
    - Priority campus support with District Science Coach

Secondary Science

Instructional Focus Areas :

- Dissect TEKS to understand Intent & Rigor standards
- Academic Vocabulary & Stimulus
- Phenomenon-Based Hands-On Learning
  - Science STAAR/EOC is now a Thinking Test

Supports in Place:

- **Professional Development**
  - Beginning of Year, Fall & Spring sessions for all grade level/content area
    - Fall & Spring = Campus Data Dig

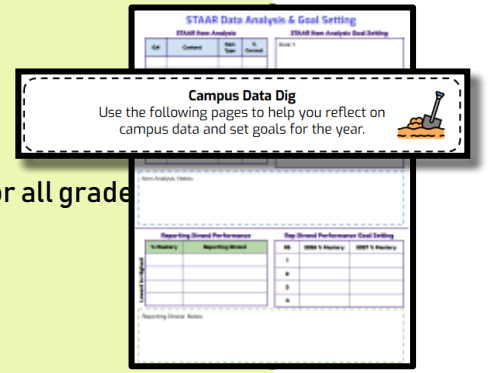

- **Classroom Visits**
- **Teacher Planning Support**
- **Science Dept. Leaders Meetings**
  - Two in Fall & Two in Spring
- **Provide materials/resources** for teachers to utilize to support student success
  - Some examples:
    - Materials for labs
    - Words walls
    - Reteach/Enrich in Lessons Overview
    - Intervention Plans with Edusmart
- **Science Blitz support for campuses**



SOCIAL STUDIES

Secondary Social Studies: Program Overview

Middle School

6th Grade
World Cultures

→

7th Grade
Texas History

→

8th Grade
US History
(up to 1877)

High School

9th Grade
World Geography

→

10th Grade
World History

→

11th Grade
US History
(since 1877)

→

12th Grade
Government
&
Personal
Financial Literacy
/ Economics

→

Electives
Psychology
Sociology
Mexican American Studies
African American Studies

Secondary Social Studies: Overall 2026 Comparison Results

McALLEN ISD

8th Grade SS – 2026 STAAR Results			
	Approaches	Meets	Masters
District	**69%**	**44%**	**25%**
Region	57%	30%	14%
State	59%	33%	17%

HS US History – 2026 STAAR/EOC Results			
	Approaches	Meets	Masters
District	**94%**	**71%**	**37%**
Region	93%	64%	29%
State	93%	69%	37%

10 Points ABOVE the Region & State!
District went up 5 points from 2025!
5 out of 6 Campuses Earned a Distinction in Social Studies!

Above Region & State!
ALL Campuses Earned a Distinction in Social Studies!

Source: TEA TX Performance Reporting System – District Report 25-26

8th Grade STAAR Instructional Resources

- Sirius Online STAAR Preparation Program – STAAR Practice
- Lead4ward Think-Along Plan – Daily Warm Ups & STAAR Practice
- Visual Non-Glossary – EB (Emergent Bilingual) Support
- MAVIS Trans-language Comic Book – EB Support

Workbooks:

- Mastering Grade 8 Social Studies TEKS
- Exploring the 8th Grade TEKS through Primary Sources
- TX Coach – Reteach & Intervention
- Supplemental Text – SPED (Special Education) Support





US History STAAR/EOC Instructional Resources

- **Sirius Online STAAR Preparation Program – EOC Practice**
- **Lead4ward Think-Along Plan – Daily Warm Ups & EOC Practice**
- **Visual Non-Glossary – EB (Emergent Bilingual) Support**

Workbooks:

- Mastering the TEKS in US History since 1877
- Measuring Up End of Course – Reteach & Intervention

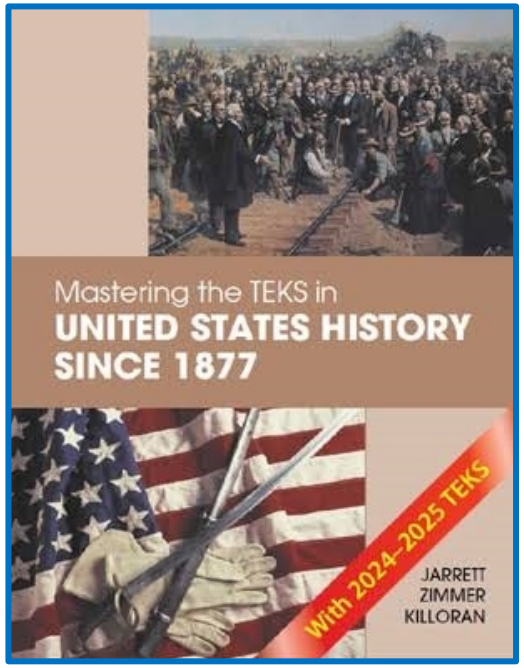



SIRIUS EDUCATION SOLUTIONS

lead4ward
thinkalong toolkits
warm-ups that work

VNG™

Social Studies: Curriculum & Instructional Support

Professional Learning Sessions

- Back to School August
- Fall Semester
- Spring Semester
- Individualized Campus-Based Professional Learning Sessions, based on need

District Curriculum Google Site

- Year at a Glance – Units and TEKS per grading period
- Pacing Guide - Units and Topics per day to be reading for STAAR/EOC/EOY Testing
- Lesson Plan Guides – Weekly plans with district provided resources

Campus Visits

- Focus on Priority Areas based on data, NEW teachers OR those new to a grade level
- Planning Support
- Classroom Visits

STAAR/EOC Bilz & Review Plans

Student Camps

Tutorial & Intervention Plans & Materials

Continuous Progress Monitoring – Grading Period DMAC Tests provided

lemental Aids for Assessment Support

Social Studies: Challenges

Amount of Student Expectations (TEKS):

8th Grade

83 Assessed TEKS (+ SS Skills TEKS)
40 Test Items on STAAR
Only 48% of taught TEKS are assessed
Highest passing standard of all STAAR Tests

11th Grade

97 Assessed TEKS (+ SS Skills TEKS)
64 Test Items on EOC
Only 65% of taught TEKS are assessed

Primary Source Historic Excerpts:

45% of 8th Grade STAAR
55% of 11th Grade EOC



Item Analysis Reports – 2026 STAAR:
Teachers examined most missed items & made an action plan

8th Grade

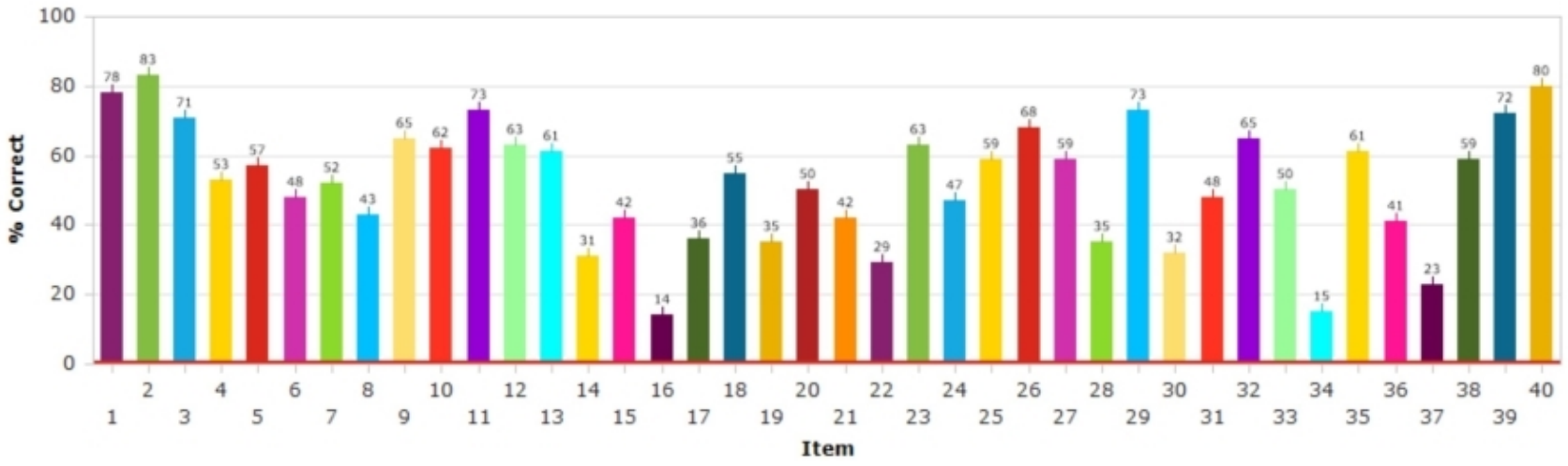

11th Grade

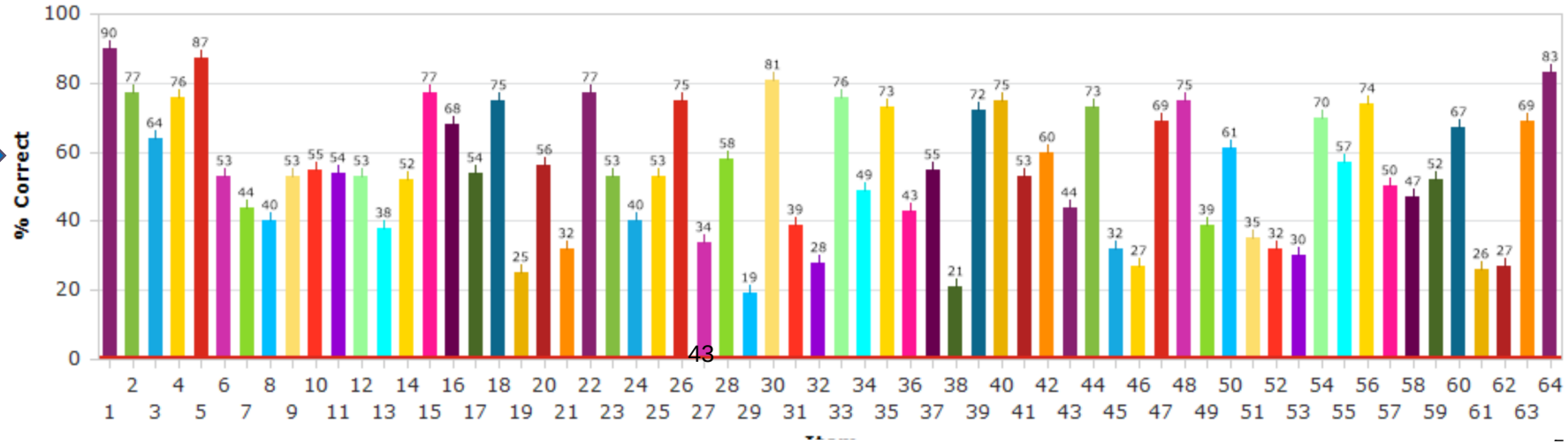

Social Studies: Focus Areas for 2026-2027

Focus Area	Plan of Action
Targeted TEKS Instruction	Frequency Distribution used for highest tested TEKS TEKS Resource System & Lead4ward to breakdown TEKS
Review & Spiraling	10 Day Review included in pacing calendar Review and Blitz Plans with activities & manipulatives Campus-based Student Camps Lead4ward Think Along Plan: Daily Warm-Up Lessons for 8th & 11th Grade
Primary Source & Excerpt Practice	Excerpt Practice Lessons & Activities Exploring the TEKS with Primary Sources Workbook Professional Learning focused on excerpt support
Early Targeted Intervention	Intervention & Reteach Plans and Resources
High School Retester Support	Measuring Up Workbook Review Lessons & Activities for December Testers
Engaging Instruction	Reading, Writing, Listening, Speaking Strategies Teacher Toolkit of Engaging Strategies

College, Career, and Military Readiness (CCMR)

CCMR

2022

Calculation Table

	2021 Annual Graduates	
	Count Credit	Percentage
Total		
Total graduates	1,634	
Total credit for CCMR criteria	1,138	70%

Data Table

	2021 Annual Graduates	
	Count Credit	Percentage
Texas Success Initiative (TSI) Criteria		
Met TSI criteria in both ELA/Reading and Mathematics	694	42.5%
TSI Criteria - ELA/Reading		
Met TSI criteria for at least one indicator in ELA/Reading	961	58.8%
Met TSI assessment criteria	450	27.5%
Met ACT criteria	50	3.1%
Met SAT criteria	704	43.1%
Earned credit for a college prep course	42	2.6%
TSI Criteria - Mathematics		
Met TSI criteria for at least one indicator in Mathematics	743	45.5%
Met TSI assessment criteria	466	28.5%
Met ACT criteria	48	2.9%
Met SAT criteria	365	22.3%
Earned credit for a college prep course	48	2.9%
AP/IB Examination		
Met criterion score on an AP/IB exam in any subject	571	34.9%
Dual Course Credits		
Earned credit for at least 3 hours in ELA or Mathematics or 9 hours in any subject	451	27.6%
Industry-Based Certifications		
Earned an industry-based certification from approved list	270	16.5%
Level I or Level II Certificate		
Earned a level I or level II certificate in any workforce education area	11	0.7%
Associate Degree		
Earning an associate degree by August 31 immediately following high school graduation	94	5.8%
OnRamps Dual Enrollment Course		
Completed an OnRamps course and qualified for at least 3 hours of university or college credit in any subject	125	7.6%
Graduate with Completed IEP and Workforce Readiness		
Received graduation type code of 04, 05, 54, or 55	11	0.7%
Special Ed with Advanced Diploma Plan		
Received special education services and earned an advanced diploma plan	142	8.7%
U.S. Armed Forces*		
Enlisted in the U.S. Armed Forces	N/A	N/A

70%

2023

Calculation Report

	2022 Annual Graduates	
	Count Credit	Component Score
Total		
Total graduates	1,575	
Total credit for CCMR criteria	**1,355**	**86%**

Data Table

	2022 Annual Graduates	
	Count Credit	Percentage
College		
Texas Success Initiative (TSI) Criteria		
Met TSI criteria in both RLA and Mathematics	729	46.3%
Met TSI criteria in both RLA and Mathematics, excluding college prep courses	646	41.0%
TSI Criteria - Reading/Language Arts (RLA)		
Met TSI criteria for at least one indicator in RLA	956	60.7%
Met TSI criteria in RLA, excluding college prep courses	872	55.4%
Met TSIA assessment criteria	588	37.3%
Met ACT criteria	34	2.2%
Met SAT criteria	598	38.0%
Earned credit for a college prep course	128	8.1%
TSI Criteria - Mathematics		
Met TSI criteria for at least one indicator in Mathematics	804	51.0%
Met TSI criteria in Mathematics, excluding college prep courses	710	45.1%
Met TSIA assessment criteria	549	34.9%
Met ACT criteria	35	2.2%
Met SAT criteria	295	18.7%
Earned credit for a college prep course	117	7.4%
AP/IB Examination		
Met criterion score on an AP/IB exam in any subject	466	29.6%
Dual Course Credits		
Earned credit for at least 3 hours in RLA or Mathematics or 9 hours in any subject	356	22.6%
Associate Degree		
Earned an associate degree by August 31 immediately following high school graduation	57	3.6%
OnRamps Dual Enrollment Course		
Completed an OnRamps course and qualified for at least 3 hours of university or college credit in any subject	131	8.3%
Special Ed with Advanced Diploma Plan		
Received special education services and earned an advanced diploma	108	6.9%
Career		
Industry-Based Certifications (IBC)		
Earned an IBC	945	60.0%
Earned at least one sunsetting IBC and did not meet any other CCMR criteria	159	10.1%
Earned only a sunsetting IBC and are not included due to IBC cap*	4	0.3%
Level I or Level II Certificate		
Earned a level I or level II certificate in any workforce education area	1	0.1%
Graduate with Completed IEP and Workforce Readiness		
Received graduation type code of 04, 05, 54, or 55	27	1.7%
Military		
U.S. Armed Forces**		
Enlisted in the U.S. Armed Forces**	N/A	N/A

86%

2024

Calculation Report

	2023 Annual Graduates	
	Count Credit	Component Score
Total		
Total graduates	1,520	
Total credit for CCMR criteria	**1,437**	**95%**

Data Table

	2023 Annual Graduates	
	Count Credit	Percentage
College		
Texas Success Initiative (TSI) Criteria		
Met TSI criteria in both RLA and Mathematics	724	47.6%
Met TSI criteria in both RLA and Mathematics, excluding college prep courses	626	41.2%
TSI Criteria - Reading/Language Arts (RLA)		
Met TSI criteria for at least one indicator in RLA	964	63.4%
Met TSI criteria in RLA, excluding college prep courses	834	54.9%
Met TSIA assessment criteria	513	33.8%
Met ACT criteria	31	2.0%
Met SAT criteria	630	41.4%
Earned credit for a college prep course	187	12.3%
TSI Criteria - Mathematics		
Met TSI criteria for at least one indicator in Mathematics	803	52.8%
Met TSI criteria in Mathematics, excluding college prep courses	695	45.7%
Met TSIA assessment criteria	544	35.8%
Met ACT criteria	29	1.9%
Met SAT criteria	314	20.7%
Earned credit for a college prep course	136	8.9%
AP/IB Examination		
Met criterion score on an AP/IB exam in any subject	433	28.5%
Dual Course Credits		
Earned credit for at least 3 hours in RLA or Mathematics or 9 hours in any subject	347	22.8%
Associate Degree		
Earned an associate degree by August 31 immediately following high school graduation	72	4.7%
OnRamps Dual Enrollment Course		
Completed an OnRamps course and qualified for at least 3 hours of university or college credit in any subject	121	8.0%
Special Ed with Advanced Diploma Plan		
Received special education services and earned an advanced diploma	165	10.9%
Career		
Industry-Based Certifications (IBC)		
Earned an IBC	1,108	72.9%
Earned at least one sunsetting IBC and did not meet any other CCMR criteria	161	10.6%
Earned only a sunsetting IBC and are not included due to IBC cap*	0	0.0%
Level I or Level II Certificate		
Earned a level I or level II certificate in any workforce education area	9	0.6%
Graduate with Completed IEP and Workforce Readiness		
Received graduation type code of 04, 05, 54, or 55	34	2.2%
Military		
U.S. Armed Forces		
Enlisted in the U.S. Armed Forces	12	0.8%

95%

2025

Calculation Report

	2024 Annual Graduates	
	Count Credit	Component Score
Total		
Total graduates	1,616	
Total credit for CCMR criteria	**1,518**	**94%**

Data Table

	2024 Annual Graduates	
	Count Credit	Percentage
College		
Texas Success Initiative (TSI) Criteria		
Met TSI criteria in both RLA and Mathematics	943	58.4%
Met TSI criteria in both RLA and Mathematics, excluding college prep courses	756	46.8%
TSI Criteria - Reading/Language Arts (RLA)		
Met TSI criteria for at least one indicator in RLA	1,135	70.2%
Met TSI criteria in RLA, excluding college prep courses	973	60.2%
Met TSIA assessment criteria	503	31.1%
Met ACT criteria	73	4.5%
Met SAT criteria	731	45.2%
Earned credit for a college prep course	248	15.3%
TSI Criteria - Mathematics		
Met TSI criteria for at least one indicator in Mathematics	1,046	64.7%
Met TSI criteria in Mathematics, excluding college prep courses	835	51.7%
Met TSIA assessment criteria	671	41.5%
Met ACT criteria	67	4.1%
Met SAT criteria	316	19.6%
Earned credit for a college prep course	252	15.6%
AP/IB Examination		
Met criterion score on an AP/IB exam in any subject	484	30.0%
Dual Course Credits		
Earned credit for at least 3 hours in RLA or Mathematics or 9 hours in any subject	405	25.1%
Associate Degree		
Earned an associate degree by August 31 immediately following high school graduation	66	4.1%
OnRamps Dual Enrollment Course		
Completed an OnRamps course and qualified for at least 3 hours of university or college credit in any subject	185	11.4%
Special Ed with Advanced Diploma Plan		
Received special education services and earned an advanced diploma	158	9.8%
Career		
Industry-Based Certifications (IBC)		
Earned an IBC and received credit for an aligned level two or higher course	1,319	81.6%
Earned at least one sunsetting IBC and did not meet any other CCMR criteria	105	6.5%
Earned only a sunsetting IBC and are not included due to IBC cap*	0	0.0%
Level I or Level II Certificate		
Earned a level I or level II certificate in any workforce education area	57	3.5%
Graduate with Completed IEP and Workforce Readiness		
Received graduation type code of 04, 05, 54, or 55	49	3.0%
Military		
U.S. Armed Forces		
Enlisted in the U.S. Armed Forces	20	1.2%

94%

2026

Calculation Report

	2025 Annual Graduates	
	Count Credit	Component Score
Total		
Total graduates	1,550	
Total credit for CCMR criteria	**1,492**	**96%**

Data Table

	2025 Annual Graduates	
	Count Credit	Percentage
College		
Texas Success Initiative (TSI) Criteria		
Met TSI criteria in both RLA and Mathematics	1,045	67.4%
Met TSI criteria in both RLA and Mathematics, excluding college prep courses	933	60.2%
TSI Criteria - Reading/Language Arts (RLA)		
Met TSI criteria for at least one indicator in RLA	1,154	74.5%
Met TSI criteria in RLA, excluding college prep courses	1,048	67.6%
Met TSIA assessment criteria	688	44.4%
Met ACT criteria	90	5.8%
Met SAT criteria	741	47.8%
Earned credit for a college prep course	173	11.2%
TSI Criteria - Mathematics		
Met TSI criteria for at least one indicator in Mathematics	1,156	74.6%
Met TSI criteria in Mathematics, excluding college prep courses	1,038	67.0%
Met TSIA assessment criteria	919	59.3%
Met ACT criteria	60	3.9%
Met SAT criteria	354	22.8%
Earned credit for a college prep course	199	12.8%
AP/IB Examination		
Met criterion score on an AP/IB exam in any subject	574	37.0%
Dual Course Credits		
Earned credit for at least 3 hours in RLA or Mathematics or 9 hours in any subject	447	28.8%
Associate Degree		
Earned an associate degree by August 31 immediately following high school graduation	112	7.2%
OnRamps Dual Enrollment Course		
Completed an OnRamps course and qualified for at least 3 hours of university or college credit in any subject	216	13.9%
Special Ed with Advanced Diploma Plan		
Received special education services and earned an advanced diploma	149	9.6%
Career		
Industry-Based Certifications (IBC)		
Earned an IBC plus Concentrator or Completer in aligned program of study	979	63.2%
Earned at least one sunsetting IBC and did not meet any other CCMR criteria	0	0.0%
Earned only a sunsetting IBC and are not included due to IBC cap*	0	0.0%
Level I or Level II Certificate		
Earned a level I or level II certificate in any workforce education area	47	3.0%
Graduate with Completed IEP and Workforce Readiness		
Received graduation type code of 04, 05, 54, or 55	23	1.5%
Military		
U.S. Armed Forces		
Enlisted in the U.S. Armed Forces	40	2.6%

96%

Dr. Gutierrez and new leadership changes

CCMR

From the Accountability Rating System Manual Ratings

A-F Cut Points Table in Student Achievement Domain

CCMR Component Score Cut Points

A	88
B	78
C	64
D	51

Year	2022	2023	2024	2025	2026
Score	70%	86%	95%	94%	96%

Dr. Gutierrez and new leadership changes

Calculation Report

	2025 Annual Graduates	
	Count Credit	Component Score
Total		
Total graduates	1,550	
Total credit for CCMR criteria	**1,492**	**96%**

Data Table

	2025 Annual Graduates	
	Count Credit	Percentage
College		
Texas Success Initiative (TSI) Criteria		
Met TSI criteria in both RLA and Mathematics	1,045	67.4%
Met TSI criteria in both RLA and Mathematics, excluding college prep courses	933	60.2%
TSI Criteria - Reading/Language Arts (RLA)		
Met TSI criteria for at least one indicator in RLA	1,154	74.5%
Met TSI criteria in RLA, excluding college prep courses	1,048	67.6%
Met TSIA assessment criteria	688	44.4%
Met ACT criteria	90	5.8%
Met SAT criteria	741	47.8%
Earned credit for a college prep course	173	11.2%
TSI Criteria - Mathematics		
Met TSI criteria for at least one indicator in Mathematics	1,156	74.6%
Met TSI criteria in Mathematics, excluding college prep courses	1,038	67.0%
Met TSIA assessment criteria	919	59.3%
Met ACT criteria	60	3.9%
Met SAT criteria	354	22.8%
Earned credit for a college prep course	199	12.8%
AP/IB Examination		
Met criterion score on an AP/IB exam in any subject	574	37.0%
Dual Course Credits		
Earned credit for at least 3 hours in RLA or Mathematics or 9 hours in any subject	447	28.8%
Associate Degree		
Earned an associate degree by August 31 immediately following high school graduation	112	7.2%
OnRamps Dual Enrollment Course		
Completed an OnRamps course and qualified for at least 3 hours of university or college credit in any subject	216	13.9%
Special Ed with Advanced Diploma Plan		
Received special education services and earned an advanced diploma	149	9.6%
Career		
Industry-Based Certifications (IBC)		
Earned an IBC plus Concentrator or Completer in aligned program of study	979	63.2%
Earned at least one sunsetting IBC and did not meet any other CCMR criteria	0	0.0%
Earned only a sunsetting IBC and are not included due to IBC cap*	0	0.0%
Level I or Level II Certificate		
Earned a level I or level II certificate in any workforce education area	47	3.0%
Graduate with Completed IEP and Workforce Readiness		
Received graduation type code of 04, 05, 54, or 55	23	1.5%
Military		
U.S. Armed Forces		
Enlisted in the U.S. Armed Forces	40	2.6%