



Agenda of Regular Meeting

The Board of Trustees McAllen Independent School District

| | |
|-------------------|---|
| VISION | The McAllen Independent School District is a multicultural community in which students are enthusiastically and actively engaged in the learning process. Students demonstrate academic excellence in a safe, nurturing and challenging environment enhanced by technology and the contributions of the total community. |
| MISSION | The mission of the McAllen Independent School District is to educate all students to become lifelong learners and productive citizens in a global society through a program of educational excellence utilizing technology and actively involving parents and the community. |
| GOALS | <ol style="list-style-type: none">1. Student Achievement/Student Focus2. People Development3. Facility Priorities4. Financial Priorities |
| STRATEGIES | <ol style="list-style-type: none">1. Branding2. Attract/Retain High Quality Staff3. Engaging Learning Environment4. Rigorous/World Class Standards to Customize for Every Learner5. Partnerships with Business/Civic/Education/Organizations6. Future Ready Students7. Financial Priorities |

A Regular Meeting of the Board of Trustees of the McAllen Independent School District will be held Monday, September 12, 2022, beginning at 5:00 PM Dr. Ricardo Chapa Board Room/Administration Building of the McAllen Independent School District, 2000 North 23rd Street, McAllen, TX 78501.

Items listed on this agenda may be taken in an order other than as shown on this agenda. Unless removed from the consent agenda, items identified within the consent agenda will be acted on at one time.

At this meeting there may be discussion and action by the Board on the item(s) and subject(s) listed as follows:

1. **CALL MEETING TO ORDER**
2. **INVOCATION**
3. **PLEDGE OF ALLEGIANCE**
4. **PUBLIC COMMENT(S)**
5. **RECESS TO CLOSED SESSION: Board of Trustees may go into Closed Session pursuant to Section(s) 551.071, 551.072, and 551.074 Texas Government Code, to discuss the following:**
 - A) Human Resources Recommendation(s) for School Year 2022-2023
 - B) Human Resources Employee Resignation(s) for School Year 2022-2023

- C) Summative Evaluation - Superintendent's Performance Expectations Appraisal Instrument
 - D) Sixth Amendment to Superintendent's Employment Contract
 - E) Pending and/or Potential Litigation
 - F) Possible Real Estate Acquisition
6. **RECONVENE IN OPEN SESSION**
7. **ACTION ON ITEM(S) IN CLOSED SESSION**
- A) Approval of Human Resources Recommendation(s) for School Year 2022-2023 6
 Item Submitted: Todd Miller, Assistant Superintendent Human Resources
Presenter: Dr. J. A. Gonzalez, Superintendent
 - B) Human Resources Employee Resignation(s) for School Year 2022-2023 7
 Item Submitted: Todd Miller, Assistant Superintendent Human Resources
Presenter: Dr. J. A. Gonzalez, Superintendent
 - C) Approval of Summative Evaluation - Superintendent's Performance Expectations Appraisal Instrument 8
 - D) Approval of the Sixth Amendment to Superintendent's Employment Contract 9
 - E) Pending and/or Potential Litigation
 - F) Possible Real Estate Acquisition
8. **SUPERINTENDENT'S REPORT(S) - The 4th Annual Superintendent's "Fishing for kids" Tournament!**
Presenter: Dr. J. A. Gonzalez, Superintendent
9. **RECOGNITION(S)**
10. **PROCLAMATION(S)**
- A) Approval of Proclamation Regarding Deaf Awareness Month (September 2022) 10
 Item Submitted: Dr. Rosalba De Hoyos, Assistant Superintendent Instructional Services
Presenter: Dr. J. A. Gonzalez, Superintendent
 - B) Approval of Proclamation Regarding National Hispanic Heritage Month (September 15 - October 15, 2022) 12
 Item Submitted: Dr. Rosalba De Hoyos, Assistant Superintendent Instructional Services
Presenter: Dr. J. A. Gonzalez, Superintendent
 - C) Approval of Proclamation Regarding Education Technology Professional's Day – September 23, 2022 14
 Item Submitted: Dr. Rosalba De Hoyos, Assistant Superintendent Instructional Services
Presenter: Dr. J. A. Gonzalez, Superintendent

11. **DONATION(S)**

12. **BOARD MEMBER(S), BOARD COMMITTEE(S) AND DISTRICT REPORT(S)**

A) Board Committee Reports

1. Instructional Services Briefing - Chair - Sofia Peña
2. Human Resources Briefing - Chair - Daniel Vela
3. District Operations Briefing - Chair - Conrado Alvarado
4. Business Operations Briefing - Chair - Debbie Crane Aliseda
5. Board Officers Briefing - Tony Forina

B) District Reports

1. Report Regarding Annual Tax Collections for the Period of July 1, 2021 to June 30, 2022 16
Item Submitted: Adel Felix, Assistant Superintendent Business Operations
Presenter: Dr. J. A. Gonzalez, Superintendent

13. **CONSENT AGENDA ITEMS**

- A) Approval of Request for Proposal No. 2023-1020 Grounds Maintenance Services for Various Locations 45
Item Submitted: Alejandra Gonzalez, Assistant Superintendent District Operations
Presenter: Dr. J. A. Gonzalez, Superintendent

14. **INSTRUCTIONAL SERVICES, INSTRUCTIONAL LEADERSHIP, HUMAN RESOURCES, DISTRICT OPERATIONS, BUSINESS OPERATIONS, AND BOARD OF TRUSTEES ITEMS**

- A) **Instructional Services Item(s)** (Dr. Rosalba De Hoyos) **Instructional Leadership Item(s)** (Bridgette Vieh)

B) **Human Resources Item(s)** (Todd Miller)

1. Approval of the Texas Association of School Board (TASB) Localized Policy Manual Update 119 (Second Reading) 47
Item Submitted: Todd Miller, Assistant Superintendent Human Resources
Presenter: Dr. J. A. Gonzalez, Superintendent

2. Approval of 2022-2023 List of Certified Texas Teacher Evaluation and Support System (T-TESS) Appraisers 48
Item Submitted: Todd Miller, Assistant Superintendent Human Resources
Presenter: Dr. J. A. Gonzalez, Superintendent

C) **District Operations Item(s)** (Alejandra Gonzalez)

D) **Business Operations Item(s)** (Adel Felix)

1. Approval of the McAllen Independent School District August Budget Amendment for Fiscal Year Beginning July 1, 2021 and Ending June 30, 2022 49
Item Submitted: Adel Felix, Assistant Superintendent Business Operations

Presenter: Dr. J. A. Gonzalez, Superintendent

2. Approval and Adoption of the Resolution for the 2022 Tax Rate Item Submitted: Adel Felix, Assistant Superintendent Business Operations 56

Presenter: Dr. J. A. Gonzalez, Superintendent

E) Board of Trustees Item(s)

1. Approval of Board of Education Meeting Minutes 79
- a) School Safety and Security Committee Meeting - July 26, 2022- 4:00 P.M.
 - b) Regular Board Meeting - August 8, 2022 5:00 P.M.
 - c) Special Board Meeting - August 15, 2022 5:30 P.M.
 - d) Special Board Meeting - August 15, 2022 6:30 P.M.
 - e) Board Workshop - August 15, 2022 7:30 P.M.
 - f) School Safety and Security Committee Meeting - August 17, 2022 4:00 P.M.
 - g) Possible Quorum - August 18, 2022 6:00 P.M.
 - h) Special Board Meeting - August 22, 2022 12:00 P.M.
 - i) Regular Board Meeting - August 29 2022 5:00 P.M.
 - j) Special Board Meeting - August 29, 2022 7:30 P.M.

15. SCHEDULE OF FUTURE MEETINGS

- A) Regular Board Meeting - September 26, 2022 - 5:00 P.M.
- B) Special Board Meeting - October 3, 2022 - 5:30 P.M.
- C) Regular Board Meeting - October 11, 2022 - 5:00 P.M.
- D) Regular Board Meeting - October 24, 2022 - 5:00 P.M.

16. CLOSED SESSION: The Board of Trustees may reconvene in Closed Session for further discussion regarding the agenda item(s) listed.

17. OPEN SESSION: The Board of Trustees may reconvene into Open Session for discussion regarding the agenda item(s) listed.

18. ADJOURNMENT

If, during the course of the meeting, discussion of any item on the agenda should be held in a closed meeting, the Board will conduct a closed meeting in accordance with the Texas Open Meetings Act, Government Code, Chapter 551, Subchapters D and E. Before any closed meeting is convened, the presiding officer will publicly identify the section or sections of the Act authorizing the closed meeting. All final votes, actions, or decisions will be taken in open meeting.

Pursuant to Texas Government Code 551.127, a member or employee of a governmental body is authorized to participate remotely in a meeting of the governmental body through a videoconference call, as long as a quorum of the governmental body is physically present at the location of the Board Meeting. Any video conference conducted pursuant to this section will comply with the technical requirements of this section.

Pursuant to Texas Government Code 551.129, the Board of Trustees may use a telephone conference call, video conference call, or communications over the internet to conduct a public consultation with its attorney in an open meeting of the governmental body, or, a private consultation with its attorney in closed meeting of the governmental body.

The notice for this meeting was posted in compliance with the Texas Open Meeting Act on September 9, 2022 at 4:00 P.M.


Natalia Goza

on behalf of the Board of Trustees

**BOARD AGENDA REPORT
MCALLEN INDEPENDENT SCHOOL DISTRICT**

MEETING DATE: September 12, 2022

SUBMITTED BY: _____

SUPERVISOR: 

Approved for presentation to the Board of Education:




6 _____
Superintendent of Schools **Sep 7, 2022**

**BOARD AGENDA REPORT
MCALLEN INDEPENDENT SCHOOL DISTRICT**

MEETING DATE: September 12, 2022

SUBMITTED BY: _____

SUPERVISOR: 

Approved for presentation to the Board of Education:



7 _____
Superintendent of Schools **Sep 7, 2022**

**BOARD AGENDA REPORT
MCALLEN INDEPENDENT SCHOOL DISTRICT**

MEETING DATE: September 12, 2022

SUBJECT:Approval of Summative Evaluation - Superintendent's Performance Expectations Appraisal Instrument

REFERENCE: McAllen Independent School District Board Policy BJCD (LEGAL): Superintendent Evaluation

BACKGROUND INFORMATION/REASON FOR BOARD CONSIDERATION:

According to MISD Board Policy BJCD (LEGAL), the Board shall appraise the Superintendent annually. MISD Board Policy BJCD (LOCAL) states, the instrument used to evaluate the Superintendent shall be based on the Superintendent's job description and performance goals and shall be adopted by the Board.

ADMINISTRATIVE CONSIDERATIONS/FACTS AND ANALYSIS:

Provided under separate cover to the board is a copy of the Superintendent's Performance Expectations Appraisal Instrument.

LEGAL REVIEW: None

BUDGETARY CONSIDERATIONS: None

RECOMMENDED BOARD ACTION:

That the Board of Trustees approve the Superintendent's Performance Summative Appraisal Instrument of Superintendent J.A. Gonzalez, Ed.D.

SUBMITTED BY: _____


SUPERVISOR: Tony Forina (Sep 8, 2022 15:00 CDT)

For further information contact:
Name: Tony Forina
Office:(956) 618-6094
eMail: tony.forina@mcallenisd.net

Approved for presentation to the Board of Education:



**BOARD AGENDA REPORT
MCALLEN INDEPENDENT SCHOOL DISTRICT**

MEETING DATE: September 12, 2022

SUBJECT: Approval of the Sixth Amendment to Superintendent's Employment Contract

REFERENCE: Strategy 2: Attract/Retain High Quality Staff

BACKGROUND INFORMATION/REASON FOR BOARD CONSIDERATION:

The District employed J. A. Gonzalez, Ed. D., as Superintendent by vote of the Board of Trustees at a Board meeting held on August 4, 2016 and executed a contract between the District and Dr. Gonzalez.

ADMINISTRATIVE CONSIDERATIONS/FACTS AND ANALYSIS:

On September 12, 2022, the Board of Trustees desires to consider the Sixth Amendment to the Superintendent's Contract. The Amendment will be provided under separate cover.

LEGAL REVIEW:

The amendment was prepared by Walsh Gallegos Trevino Kyle & Robinson, P.C.

BUDGETARY CONSIDERATIONS:


Funds are budgeted through the General Fund.

RECOMMENDED BOARD ACTION:

That the Board of Trustees approve the Sixth Amendment to Superintendent's Employment Contract.

SUBMITTED BY: _____

For further information contact:
Name: Tony Forina
Office: (956) 618-6094
eMail: tony.forina@mcallenisd.net

SUPERVISOR: 

Tony Forina (Sep 8, 2022 15:01 CDT)

Approved for presentation to the Board of Education:



9

Superintendent of Schools Sep 8, 2022

**BOARD AGENDA REPORT
MCALLEN INDEPENDENT SCHOOL DISTRICT**

MEETING DATE: September 12, 2022

SUBMITTED BY: 
Liza Lara (Sep 7, 2022 08:09 CDT)

SUPERVISOR: 

Approved for presentation to the Board of Education:



10 _____
Superintendent of Schools Sep 7, 2022



Proclamation

State of Texas
County of Hidalgo
McAllen Independent School District



Whereas, the deaf population includes a wide range of individuals from those that are born profoundly deaf and use sign language as a primary means of communication, to those with a degree of hearing loss who use hearing aids or other forms of amplification and communication modes and;

Whereas, the purpose of Deaf Awareness Month is to raise awareness of the issues and the culture of people who are deaf and hard of hearing and to promote equal access to information, educational programs, resources, and services for deaf individuals; and

Whereas, we celebrate the many unique and individual achievements of people who are deaf and hard of hearing and we thank the many professionals and educators dedicated to assisting and educating individuals who are deaf and hard of hearing.

Now Therefore, I, Conrado Alvarado, Member, Board of Trustees of the McAllen Independent School District, do hereby proclaim that the month of September 2022 be observed as

“Deaf Awareness Month”

IN WITNESS WHEREOF, I have hereunto set my hand and caused the seal of the McAllen Independent School District to be affixed on this 12th day of September 2022.

Conrado Alvarado, Member, Board of Trustees
McAllen Independent School District

Attest:

Marco Suarez, Secretary, Board of Trustees
McAllen Independent School District

**BOARD AGENDA REPORT
MCALLEN INDEPENDENT SCHOOL DISTRICT**

MEETING DATE: September 12, 2022

SUBMITTED BY: *Rocio Nava*

SUPERVISOR: *Rosalba De Hoyos*

Approved for presentation to the Board of Education:

J. X. O'Connell

12
Superintendent of Schools Sep 6, 2022



Proclamation

*State of Texas
County of Hidalgo
McAllen Independent School District*



Whereas, the Hispanic or Latino population is defined as a person of Cuban, Mexican, Puerto Rican, South or Central American, or other Spanish culture or origin regardless of race.

Whereas, the purpose of National Hispanic Heritage Month is to commemorate and celebrate the history and culture of the U.S. Latino (Latinx) and Hispanic communities and their contributions to our society.

Whereas we celebrate the diversity of our community and their contributions to our country. We thank all the families, educators, and community leaders, who are Latino or Hispanic, for their contributions to the culture and history of our community and country.

Now Therefore, I, Sofia M. Peña, Member, Board of Trustees of the McAllen Independent School District, do hereby proclaim that the month of September 15 - October 15, 2022 be observed as

“National Hispanic Heritage Month”

IN WITNESS WHEREOF, I have hereunto set my hand and caused the seal of the McAllen Independent School District to be affixed on this 12th day of September 2022.

Sofia M. Peña, Member, Board of Trustees
McAllen Independent School District

Attest:

Marco Suarez, Secretary, Board of Trustees
McAllen Independent School District

**BOARD AGENDA REPORT
MCALLEN INDEPENDENT SCHOOL DISTRICT**

MEETING DATE: September 12, 2022

SUBMITTED BY: *Jenny Ann Vega*

SUPERVISOR: *Rosalba De Hoyos*

Approved for presentation to the Board of Education:

J. X. O'Connell

14 _____
Superintendent of Schools Sep 7, 2022



Proclamation

*State of Texas
County of Hidalgo
McAllen Independent School District*

Whereas, McAllen ISD celebrates and appreciates the digital learning specialists that help students to learn better and teachers to teach better. It also celebrates the professionals who support the use of this technology and make sophisticated learning happen through technology.

Whereas, September 23, 2022, is recognized as Education Technology Professionals Day that celebrates the combined use of technology like hardware, software, and educational theory to model best practices for teachers.

Whereas, Education Technology Professionals Day recognizes and celebrates the immense contributions that educational technology professionals provide to enhance the educational experience for teachers and students

Now Therefore, I, Debbie Crane Aliseda, Vice President, Board of Trustees of the McAllen Independent School District do hereby proclaim September 23, 2022, as

“Education Technology Professionals Day”

IN WITNESS WHERE OF, I have hereunto set my hand and caused the seal of the McAllen Independent School District to be affixed on this 12th day of September, 2022.

Debbie Crane Aliseda, Vice President, Board of Trustees
McAllen Independent School District

Attest:

Marco Suarez, Secretary, Board of Trustees
McAllen Independent School District

**BOARD AGENDA REPORT
MCALLEN INDEPENDENT SCHOOL DISTRICT**

MEETING DATE: September 12, 2022

SUBMITTED BY: 

SUPERVISOR: 

Approved for presentation to the Board of Education:



16 _____
Superintendent of Schools

Office of Tax Assessor-Collector

COUNTY of HIDALGO

Pablo "Paul" Villarreal, Jr. PCC.



P.O. Box 178
Edinburg, Texas 78540-0178
Ph. (956) 318-2157
Fax (956) 318-2733
www.hidalgocountytax.org

August 12, 2022

Adel Felix, CPA, CFE
McAllen ISD, Chief Financial Officer
2000 N. 23rd Street
McAllen, TX 78501

Dear Mrs. Felix,

As per Sec. 31.10(b) of the Texas Property Tax Code, enclosed please find the Annual Report of all property taxes collected for the period of July 1, 2021 through June 30, 2022.

Please contact this office if you have any questions in regards to the report.

Very truly yours,

A large, stylized handwritten signature in black ink that reads "Pablo (Paul) Villarreal, Jr." The signature is written in a cursive style with a large initial 'P'.

Pablo "Paul" Villarreal, Jr., PCC
Hidalgo County Tax Assessor-Collector

PVJ:ej
Encl.



**MCALLEN ISD
ANNUAL TAX COLLECTION REPORT**

JULY 01, 2021 THRU JUNE 30, 2022

TABLE OF CONTENTS

**PART 1 ANNUAL TAX COLLECTIONS REPORT
PART 2 CURRENT TAX COLLECTIONS
PART 3 DELINQUENT TAX COLLECTIONS
PART 4 RECAP REPORTS
PART 5 YEAR TO DATE MODIFICATIONS**

**PABLO “PAUL” VILLARREAL JR.
TAX ASSESSOR/COLLECTOR
2804 S. BUS. HWY 281
EDINBURG, TEXAS 78539**

PART 1

ANNUAL TAX COLLECTIONS REPORT

**PABLO "PAUL" VILLARREAL JR., TAX ASSR & COLL
MCALLEN ISD ANNUAL TAX REPORT
JULY 01, 2021 THRU JUNE 30, 2022**

| TAX COLLECTIONS | BASE | PEN & INT | ATTY FEE |
|---------------------------------------|----------------------|---------------------|----------------------|
| CURRENT | 90,433,613.40 | 499,193.66 | 30,881.53 |
| DELINQUENT | 2,534,203.43 | 891,219.44 | 488,039.84 |
| ROLLBACK | 63,377.10 | - | - |
| TOTALS | 93,031,193.93 | 1,390,413.10 | 518,921.37 |
| TOTAL COLLECTED 2021-2022 MCALLEN ISD | | | 94,940,528.40 |

| DISBURSEMENTS | |
|---|---------------------|
| ATTORNEY FEES | 518,921.37 |
| COMMISSIONS & COSTS | 158,340.00 |
| HCAD RENDITON PENALTY FEE | 5,905.58 |
| COURT ORDERED CREDITS | - |
| TOTAL HCAD | <u>5,905.58</u> |
| CURRENT YEAR REFUNDS | (169,632.66) |
| PRIOR YEAR REFUNDS | (288,978.23) |
| TOTAL REFUNDS NETTED FROM TAX COLLECTIONS | <u>(458,610.89)</u> |

RECAP

| | |
|--|----------------------|
| TOTAL CURRENT/DELINQUENT/ROLLBACK BASE | 93,031,193.93 |
| TOTAL PENALTY & INTEREST | 1,390,413.10 |
| TOTAL TAX COLLECTIONS | <u>94,421,607.03</u> |
| TOTAL ATTORNEY FEES | <u>518,921.37</u> |
| TOTAL | 94,481,917.51 |
| LESS REFUNDS DISBURSED THRU FISCAL YEAR | (458,610.89) |
| TOTAL COLLECTED 2021-2022 | 94,940,528.40 |
| LESS COMM. & COSTS, HCAD RENDITION FEE & CREDITS | <u>164,245.58</u> |
| TOTAL REVENUE DISBURSED TO MCALLEN ISD | <u>94,776,282.82</u> |
| TOTAL DISBURSED 2021-2022 MCALLEN ISD | 94,940,528.40 |

DIFF. -

AFFIDAVIT

I, PABLO "PAUL" VILLARREAL JR., TAX ASSESSOR-COLLECTOR OF TAXES FOR MCALLEN ISD, DO SOLEMNLY SWEAR THAT THE ABOVE STATEMENT OF TAXES COLLECTED BY ME FOR THE FISCAL YEAR ENDING 2021-2022 IS CORRECT.


Pablo (Paul) Villarreal Jr.

 ASSESSOR- COLLECTOR OF TAXES FOR MCALLEN ISD

SWORN AND SUBSCRIBED BEFORE ME THIS 12TH DAY OF AUGUST 2022.

Mark Martinez

 NOTARY PUBLIC, HIDALGO COUNTY, TEXAS



| YEAR | FUND | TAX RATE | LEVY PAID | DISCOUNT GIVEN | PENALTY INTEREST | TIF AMOUNT | DISBURSE TOTAL | ATTORNEY | OTHER FEES | REFUND AMOUNT | PAYMENT AMOUNT |
|------|-------|----------|---------------|----------------|------------------|------------|----------------|------------|------------|---------------|----------------|
| 2021 | M & O | 1.048600 | 83,402,538.34 | .00 | 460,382.58 | .00 | 83,862,920.92 | 30,881.53 | .00 | .00 | 83,893,802.45 |
| | I & S | .088400 | 7,031,075.06 | .00 | 38,811.08 | .00 | 7,069,886.14 | .00 | .00 | .00 | 7,069,886.14 |
| | TOTAL | 1.137000 | 90,433,613.40 | .00 | 499,193.66 | .00 | 90,932,807.06 | 30,881.53 | .00 | .00 | 90,963,688.59 |
| 2020 | M & O | 1.045000 | 1,536,929.59 | .00 | 348,306.38 | .00 | 1,885,235.97 | 313,310.44 | .00 | .00 | 2,198,546.41 |
| | I & S | .093600 | 137,661.73 | .00 | 31,197.53 | .00 | 168,859.26 | .00 | .00 | .00 | 168,859.26 |
| | TOTAL | 1.138600 | 1,674,591.32 | .00 | 379,503.91 | .00 | 2,054,095.23 | 313,310.44 | .00 | .00 | 2,367,405.67 |
| 2019 | M & O | 1.058600 | 291,545.67 | .00 | 119,362.35 | .00 | 410,908.02 | 73,805.69 | .00 | .00 | 484,713.71 |
| | I & S | .094200 | 25,943.42 | .00 | 10,621.51 | .00 | 36,564.93 | .00 | .00 | .00 | 36,564.93 |
| | TOTAL | 1.152800 | 317,489.09 | .00 | 129,983.86 | .00 | 447,472.95 | 73,805.69 | .00 | .00 | 521,278.64 |
| 2018 | M & O | 1.155000 | 177,513.26 | .00 | 78,589.01 | .00 | 256,102.27 | 35,455.83 | .00 | .00 | 291,558.10 |
| | I & S | .000000 | .00 | .00 | .00 | .00 | .00 | .00 | .00 | .00 | .00 |
| | TOTAL | 1.155000 | 177,513.26 | .00 | 78,589.01 | .00 | 256,102.27 | 35,455.83 | .00 | .00 | 291,558.10 |
| 2017 | M & O | 1.155000 | 109,852.74 | .00 | 60,401.67 | .00 | 170,254.41 | 23,007.37 | .00 | .00 | 193,261.78 |
| | I & S | .000000 | .00 | .00 | .00 | .00 | .00 | .00 | .00 | .00 | .00 |
| | TOTAL | 1.155000 | 109,852.74 | .00 | 60,401.67 | .00 | 170,254.41 | 23,007.37 | .00 | .00 | 193,261.78 |
| 2016 | M & O | 1.155000 | 48,752.29 | .00 | 27,442.14 | .00 | 76,194.43 | 8,317.29 | .00 | .00 | 84,511.72 |
| | I & S | .000000 | .00 | .00 | .00 | .00 | .00 | .00 | .00 | .00 | .00 |
| | TOTAL | 1.155000 | 48,752.29 | .00 | 27,442.14 | .00 | 76,194.43 | 8,317.29 | .00 | .00 | 84,511.72 |
| 2015 | M & O | 1.040000 | 32,197.27 | .00 | 21,034.33 | .00 | 53,231.60 | 6,604.73 | .00 | .00 | 59,836.33 |
| | I & S | .115000 | 3,560.32 | .00 | 2,325.89 | .00 | 5,886.21 | .00 | .00 | .00 | 5,886.21 |
| | TOTAL | 1.155000 | 35,757.59 | .00 | 23,360.22 | .00 | 59,117.81 | 6,604.73 | .00 | .00 | 65,722.54 |
| 2014 | M & O | 1.040000 | 24,473.64 | .00 | 18,021.67 | .00 | 42,495.31 | 4,880.96 | .00 | .00 | 47,376.27 |
| | I & S | .125000 | 2,941.49 | .00 | 2,166.11 | .00 | 5,107.60 | .00 | .00 | .00 | 5,107.60 |
| | TOTAL | 1.165000 | 27,415.13 | .00 | 20,187.78 | .00 | 47,602.91 | 4,880.96 | .00 | .00 | 52,483.87 |
| 2013 | M & O | 1.040000 | 20,297.99 | .00 | 15,736.59 | .00 | 36,034.58 | 1,811.40 | .00 | .00 | 37,845.98 |
| | I & S | .125000 | 2,439.70 | .00 | 1,891.38 | .00 | 4,331.08 | .00 | .00 | .00 | 4,331.08 |
| | TOTAL | 1.165000 | 22,737.69 | .00 | 17,627.97 | .00 | 40,365.66 | 1,811.40 | .00 | .00 | 42,177.06 |
| 2012 | M & O | 1.040000 | 16,235.62 | .00 | 12,422.50 | .00 | 28,658.12 | 812.29 | .00 | .00 | 29,470.41 |
| | I & S | .125000 | 1,951.42 | .00 | 1,493.08 | .00 | 3,444.50 | .00 | .00 | .00 | 3,444.50 |
| | TOTAL | 1.165000 | 18,187.04 | .00 | 13,915.58 | .00 | 32,102.62 | 812.29 | .00 | .00 | 32,914.91 |
| 2011 | M & O | 1.165000 | 17,938.89 | .00 | 16,447.35 | .00 | 34,386.24 | 2,711.49 | .00 | .00 | 37,097.73 |
| | I & S | .000000 | .00 | .00 | .00 | .00 | .00 | .00 | .00 | .00 | .00 |
| | TOTAL | 1.165000 | 17,938.89 | .00 | 16,447.35 | .00 | 34,386.24 | 2,711.49 | .00 | .00 | 37,097.73 |
| 2010 | M & O | 1.040000 | 12,269.60 | .00 | 12,218.99 | .00 | 24,488.59 | 1,950.46 | .00 | .00 | 26,439.05 |
| | I & S | .125000 | 1,474.68 | .00 | 1,468.65 | .00 | 2,943.33 | .00 | .00 | .00 | 2,943.33 |
| | TOTAL | 1.165000 | 13,744.28 | .00 | 13,687.64 | .00 | 27,431.92 | 1,950.46 | .00 | .00 | 29,382.38 |

| YEAR | FUND | TAX RATE | LEVY PAID | DISCOUNT GIVEN | PENALTY INTEREST | TIF AMOUNT | DISBURSE TOTAL | ATTORNEY | OTHER FEES | REFUND AMOUNT | PAYMENT AMOUNT |
|------|-------|----------|-----------|----------------|------------------|------------|----------------|----------|------------|---------------|----------------|
| 2009 | M & O | 1.040000 | 9,955.05 | .00 | 10,846.85 | .00 | 20,801.90 | 1,830.08 | .00 | .00 | 22,631.98 |
| | I & S | .125000 | 1,196.51 | .00 | 1,303.74 | .00 | 2,500.25 | .00 | .00 | .00 | 2,500.25 |
| | TOTAL | 1.165000 | 11,151.56 | .00 | 12,150.59 | .00 | 23,302.15 | 1,830.08 | .00 | .00 | 25,132.23 |
| 2008 | M & O | 1.040000 | 8,761.49 | .00 | 10,776.46 | .00 | 19,537.95 | 1,430.42 | .00 | .00 | 20,968.37 |
| | I & S | .105000 | 884.60 | .00 | 1,087.98 | .00 | 1,972.58 | .00 | .00 | .00 | 1,972.58 |
| | TOTAL | 1.145000 | 9,646.09 | .00 | 11,864.44 | .00 | 21,510.53 | 1,430.42 | .00 | .00 | 22,940.95 |
| 2007 | M & O | 1.040000 | 4,806.62 | .00 | 6,549.28 | .00 | 11,355.90 | 1,120.98 | .00 | .00 | 12,476.88 |
| | I & S | .105000 | 485.27 | .00 | 661.24 | .00 | 1,146.51 | .00 | .00 | .00 | 1,146.51 |
| | TOTAL | 1.145000 | 5,291.89 | .00 | 7,210.52 | .00 | 12,502.41 | 1,120.98 | .00 | .00 | 13,623.39 |
| 2006 | M & O | 1.370000 | 5,792.40 | .00 | 8,480.96 | .00 | 14,273.36 | 1,185.08 | .00 | .00 | 15,458.44 |
| | I & S | .108000 | 456.62 | .00 | 668.56 | .00 | 1,125.18 | .00 | .00 | .00 | 1,125.18 |
| | TOTAL | 1.478000 | 6,249.02 | .00 | 9,149.52 | .00 | 15,398.54 | 1,185.08 | .00 | .00 | 16,583.62 |
| 2005 | M & O | 1.500000 | 6,962.48 | .00 | 10,743.53 | .00 | 17,706.01 | 1,592.38 | .00 | .00 | 19,298.39 |
| | I & S | .115500 | 536.12 | .00 | 827.22 | .00 | 1,363.34 | .00 | .00 | .00 | 1,363.34 |
| | TOTAL | 1.615500 | 7,498.60 | .00 | 11,570.75 | .00 | 19,069.35 | 1,592.38 | .00 | .00 | 20,661.73 |
| 2004 | M & O | 1.500000 | 6,166.06 | .00 | 10,148.82 | .00 | 16,314.88 | 1,449.51 | .00 | .00 | 17,764.39 |
| | I & S | .040000 | 164.44 | .00 | 270.63 | .00 | 435.07 | .00 | .00 | .00 | 435.07 |
| | TOTAL | 1.540000 | 6,330.50 | .00 | 10,419.45 | .00 | 16,749.95 | 1,449.51 | .00 | .00 | 18,199.46 |
| 2003 | M & O | 1.500000 | 5,188.83 | .00 | 9,139.57 | .00 | 14,328.40 | 1,246.08 | .00 | .00 | 15,574.48 |
| | I & S | .040000 | 138.39 | .00 | 243.72 | .00 | 382.11 | .00 | .00 | .00 | 382.11 |
| | TOTAL | 1.540000 | 5,327.22 | .00 | 9,383.29 | .00 | 14,710.51 | 1,246.08 | .00 | .00 | 15,956.59 |
| 2002 | M & O | 1.500000 | 4,776.38 | .00 | 8,597.28 | .00 | 13,373.66 | 1,046.10 | .00 | .00 | 14,419.76 |
| | I & S | .042500 | 135.35 | .00 | 243.59 | .00 | 378.94 | .00 | .00 | .00 | 378.94 |
| | TOTAL | 1.542500 | 4,911.73 | .00 | 8,840.87 | .00 | 13,752.60 | 1,046.10 | .00 | .00 | 14,798.70 |
| 2001 | M & O | 1.500000 | 5,071.82 | .00 | 10,006.11 | .00 | 15,077.93 | 1,338.20 | .00 | .00 | 16,416.13 |
| | I & S | .042500 | 143.69 | .00 | 283.50 | .00 | 427.19 | .00 | .00 | .00 | 427.19 |
| | TOTAL | 1.542500 | 5,215.51 | .00 | 10,289.61 | .00 | 15,505.12 | 1,338.20 | .00 | .00 | 16,843.32 |
| 2000 | M & O | 1.500000 | 4,561.48 | .00 | 9,745.65 | .00 | 14,307.13 | 1,674.74 | .00 | .00 | 15,981.87 |
| | I & S | .080000 | 243.28 | .00 | 519.77 | .00 | 763.05 | .00 | .00 | .00 | 763.05 |
| | TOTAL | 1.580000 | 4,804.76 | .00 | 10,265.42 | .00 | 15,070.18 | 1,674.74 | .00 | .00 | 16,744.92 |
| 1999 | M & O | 1.416300 | 2,805.78 | .00 | 6,412.26 | .00 | 9,218.04 | 1,153.32 | .00 | .00 | 10,371.36 |
| | I & S | .113700 | 225.23 | .00 | 514.79 | .00 | 740.02 | .00 | .00 | .00 | 740.02 |
| | TOTAL | 1.530000 | 3,031.01 | .00 | 6,927.05 | .00 | 9,958.06 | 1,153.32 | .00 | .00 | 11,111.38 |
| 1998 | M & O | 1.323400 | 273.19 | .00 | 638.02 | .00 | 911.21 | 123.71 | .00 | .00 | 1,034.92 |
| | I & S | .206600 | 42.64 | .00 | 99.61 | .00 | 142.25 | .00 | .00 | .00 | 142.25 |
| | TOTAL | 1.530000 | 315.83 | .00 | 737.63 | .00 | 1,053.46 | 123.71 | .00 | .00 | 1,177.17 |

07/06/2022 09:44:02 4043629
 TC298-D SELECTION: SYSTEM
 RECEIPT DATE: ALL
 LOCATION: LOCATION NAME NOT FOUND

TAX COLLECTION SYSTEM
 DEPOSIT DISTRIBUTION
 FROM: 07/01/2021 THRU 06/30/2022
 JURISDICTION: 0047 MCALLEN ISD

PAGE: 100
 EXCLUDES AG ROLLBACK

| YEAR | FUND | TAX RATE | LEVY PAID | DISCOUNT GIVEN | PENALTY INTEREST | TIF AMOUNT | DISBURSE TOTAL | ATTORNEY | OTHER FEES | REFUND AMOUNT | PAYMENT AMOUNT |
|------|-------|----------|---------------|----------------|------------------|------------|----------------|------------|------------|---------------|----------------|
| 1997 | M & O | 1.222800 | 193.22 | .00 | 437.26 | .00 | 630.48 | 75.97 | .00 | .00 | 706.45 |
| | I & S | .227200 | 35.90 | .00 | 81.24 | .00 | 117.14 | .00 | .00 | .00 | 117.14 |
| | TOTAL | 1.450000 | 229.12 | .00 | 518.50 | .00 | 747.62 | 75.97 | .00 | .00 | 823.59 |
| 1991 | M & O | .100800 | 15.82 | .00 | 48.20 | .00 | 64.02 | 30.53 | .00 | .00 | 94.55 |
| | I & S | .327200 | 51.35 | .00 | 156.44 | .00 | 207.79 | .00 | .00 | .00 | 207.79 |
| | TOTAL | .428000 | 67.17 | .00 | 204.64 | .00 | 271.81 | 30.53 | .00 | .00 | 302.34 |
| 1987 | M & O | .472000 | 12.22 | .00 | 41.70 | .00 | 53.92 | 9.00 | .00 | .00 | 62.92 |
| | I & S | .266900 | 6.92 | .00 | 23.58 | .00 | 30.50 | .00 | .00 | .00 | 30.50 |
| | TOTAL | .738900 | 19.14 | .00 | 65.28 | .00 | 84.42 | 9.00 | .00 | .00 | 93.42 |
| 1986 | M & O | .472000 | 93.83 | .00 | 330.06 | .00 | 423.89 | 65.79 | .00 | .00 | 489.68 |
| | I & S | .206900 | 41.13 | .00 | 144.69 | .00 | 185.82 | .00 | .00 | .00 | 185.82 |
| | TOTAL | .678900 | 134.96 | .00 | 474.75 | .00 | 609.71 | 65.79 | .00 | .00 | 675.50 |
| ALL | M & O | | 85,755,981.57 | .00 | 1,293,307.57 | .00 | 87,049,289.14 | 518,921.37 | .00 | .00 | 87,568,210.51 |
| ALL | I & S | | 7,211,835.26 | .00 | 97,105.53 | .00 | 7,308,940.79 | .00 | .00 | .00 | 7,308,940.79 |
| ALL | TOTAL | | 92,967,816.83 | .00 | 1,390,413.10 | .00 | 94,358,229.93 | 518,921.37 | .00 | .00 | 94,877,151.30 |
| DLQ | M & O | | 2,353,443.23 | .00 | 832,924.99 | .00 | 3,186,368.22 | 488,039.84 | .00 | .00 | 3,674,408.06 |
| DLQ | I & S | | 180,760.20 | .00 | 58,294.45 | .00 | 239,054.65 | .00 | .00 | .00 | 239,054.65 |
| DLQ | TOTAL | | 2,534,203.43 | .00 | 891,219.44 | .00 | 3,425,422.87 | 488,039.84 | .00 | .00 | 3,913,462.71 |
| CURR | M & O | | 83,402,538.34 | .00 | 460,382.58 | .00 | 83,862,920.92 | 30,881.53 | .00 | .00 | 83,893,802.45 |
| CURR | I & S | | 7,031,075.06 | .00 | 38,811.08 | .00 | 7,069,886.14 | .00 | .00 | .00 | 7,069,886.14 |
| CURR | TOTAL | | 90,433,613.40 | .00 | 499,193.66 | .00 | 90,932,807.06 | 30,881.53 | .00 | .00 | 90,963,688.59 |

07/06/2022 08:57:31 4043627
 TC298-D SELECTION: SYSTEM
 RECEIPT DATE: ALL
 LOCATION: LOCATION NAME NOT FOUND

TAX COLLECTION SYSTEM
 DEPOSIT DISTRIBUTION
 FROM: 07/01/2021 THRU 06/30/2022
 JURISDICTION: 0047 MCALLEN ISD

AG ROLLBACK ONLY PAGE: 24

| YEAR | FUND | TAX RATE | LEVY PAID | DISCOUNT GIVEN | PENALTY INTEREST | TIF AMOUNT | DISBURSE TOTAL | ATTORNEY | OTHER FEES | REFUND AMOUNT | PAYMENT AMOUNT |
|------|-------|----------|-----------|----------------|------------------|------------|----------------|----------|------------|---------------|----------------|
| 2019 | M & O | 1.058600 | 14,677.03 | .00 | .00 | .00 | 14,677.03 | .00 | .00 | .00 | 14,677.03 |
| | I & S | .094200 | 1,306.04 | .00 | .00 | .00 | 1,306.04 | .00 | .00 | .00 | 1,306.04 |
| | TOTAL | 1.152800 | 15,983.07 | .00 | .00 | .00 | 15,983.07 | .00 | .00 | .00 | 15,983.07 |
| 2018 | M & O | 1.155000 | 29,381.42 | .00 | .00 | .00 | 29,381.42 | .00 | .00 | .00 | 29,381.42 |
| | I & S | .000000 | .00 | .00 | .00 | .00 | .00 | .00 | .00 | .00 | .00 |
| | TOTAL | 1.155000 | 29,381.42 | .00 | .00 | .00 | 29,381.42 | .00 | .00 | .00 | 29,381.42 |
| 2017 | M & O | 1.155000 | 13,748.16 | .00 | .00 | .00 | 13,748.16 | .00 | .00 | .00 | 13,748.16 |
| | I & S | .000000 | .00 | .00 | .00 | .00 | .00 | .00 | .00 | .00 | .00 |
| | TOTAL | 1.155000 | 13,748.16 | .00 | .00 | .00 | 13,748.16 | .00 | .00 | .00 | 13,748.16 |
| 2016 | M & O | 1.155000 | 4,264.45 | .00 | .00 | .00 | 4,264.45 | .00 | .00 | .00 | 4,264.45 |
| | I & S | .000000 | .00 | .00 | .00 | .00 | .00 | .00 | .00 | .00 | .00 |
| | TOTAL | 1.155000 | 4,264.45 | .00 | .00 | .00 | 4,264.45 | .00 | .00 | .00 | 4,264.45 |
| ALL | M & O | | 62,071.06 | .00 | .00 | .00 | 62,071.06 | .00 | .00 | .00 | 62,071.06 |
| ALL | I & S | | 1,306.04 | .00 | .00 | .00 | 1,306.04 | .00 | .00 | .00 | 1,306.04 |
| ALL | TOTAL | | 63,377.10 | .00 | .00 | .00 | 63,377.10 | .00 | .00 | .00 | 63,377.10 |
| DLQ | M & O | | 62,071.06 | .00 | .00 | .00 | 62,071.06 | .00 | .00 | .00 | 62,071.06 |
| DLQ | I & S | | 1,306.04 | .00 | .00 | .00 | 1,306.04 | .00 | .00 | .00 | 1,306.04 |
| DLQ | TOTAL | | 63,377.10 | .00 | .00 | .00 | 63,377.10 | .00 | .00 | .00 | 63,377.10 |
| CURR | M & O | | .00 | .00 | .00 | .00 | .00 | .00 | .00 | .00 | .00 |
| CURR | I & S | | .00 | .00 | .00 | .00 | .00 | .00 | .00 | .00 | .00 |
| CURR | TOTAL | | .00 | .00 | .00 | .00 | .00 | .00 | .00 | .00 | .00 |

| YEAR | FUND | TAX RATE | LEVY PAID | DISCOUNT GIVEN | PENALTY INTEREST | TIF AMOUNT | DISBURSE TOTAL | ATTORNEY | OTHER FEES | REFUND AMOUNT | PAYMENT AMOUNT |
|------|-------|----------|---------------|----------------|------------------|------------|----------------|------------|------------|---------------|----------------|
| 2021 | M & O | 1.048600 | 83,402,538.34 | .00 | 460,382.58 | .00 | 83,862,920.92 | 30,881.53 | .00 | .00 | 83,893,802.45 |
| | I & S | .088400 | 7,031,075.06 | .00 | 38,811.08 | .00 | 7,069,886.14 | .00 | .00 | .00 | 7,069,886.14 |
| | TOTAL | 1.137000 | 90,433,613.40 | .00 | 499,193.66 | .00 | 90,932,807.06 | 30,881.53 | .00 | .00 | 90,963,688.59 |
| 2020 | M & O | 1.045000 | 1,536,929.59 | .00 | 348,306.38 | .00 | 1,885,235.97 | 313,310.44 | .00 | .00 | 2,198,546.41 |
| | I & S | .093600 | 137,661.73 | .00 | 31,197.53 | .00 | 168,859.26 | .00 | .00 | .00 | 168,859.26 |
| | TOTAL | 1.138600 | 1,674,591.32 | .00 | 379,503.91 | .00 | 2,054,095.23 | 313,310.44 | .00 | .00 | 2,367,405.67 |
| 2019 | M & O | 1.058600 | 306,222.70 | .00 | 119,362.35 | .00 | 425,585.05 | 73,805.69 | .00 | .00 | 499,390.74 |
| | I & S | .094200 | 27,249.46 | .00 | 10,621.51 | .00 | 37,870.97 | .00 | .00 | .00 | 37,870.97 |
| | TOTAL | 1.152800 | 333,472.16 | .00 | 129,983.86 | .00 | 463,456.02 | 73,805.69 | .00 | .00 | 537,261.71 |
| 2018 | M & O | 1.155000 | 206,894.68 | .00 | 78,589.01 | .00 | 285,483.69 | 35,455.83 | .00 | .00 | 320,939.52 |
| | I & S | .000000 | .00 | .00 | .00 | .00 | .00 | .00 | .00 | .00 | .00 |
| | TOTAL | 1.155000 | 206,894.68 | .00 | 78,589.01 | .00 | 285,483.69 | 35,455.83 | .00 | .00 | 320,939.52 |
| 2017 | M & O | 1.155000 | 123,600.90 | .00 | 60,401.67 | .00 | 184,002.57 | 23,007.37 | .00 | .00 | 207,009.94 |
| | I & S | .000000 | .00 | .00 | .00 | .00 | .00 | .00 | .00 | .00 | .00 |
| | TOTAL | 1.155000 | 123,600.90 | .00 | 60,401.67 | .00 | 184,002.57 | 23,007.37 | .00 | .00 | 207,009.94 |
| 2016 | M & O | 1.155000 | 53,016.74 | .00 | 27,442.14 | .00 | 80,458.88 | 8,317.29 | .00 | .00 | 88,776.17 |
| | I & S | .000000 | .00 | .00 | .00 | .00 | .00 | .00 | .00 | .00 | .00 |
| | TOTAL | 1.155000 | 53,016.74 | .00 | 27,442.14 | .00 | 80,458.88 | 8,317.29 | .00 | .00 | 88,776.17 |
| 2015 | M & O | 1.040000 | 32,197.27 | .00 | 21,034.33 | .00 | 53,231.60 | 6,604.73 | .00 | .00 | 59,836.33 |
| | I & S | .115000 | 3,560.32 | .00 | 2,325.89 | .00 | 5,886.21 | .00 | .00 | .00 | 5,886.21 |
| | TOTAL | 1.155000 | 35,757.59 | .00 | 23,360.22 | .00 | 59,117.81 | 6,604.73 | .00 | .00 | 65,722.54 |
| 2014 | M & O | 1.040000 | 24,473.64 | .00 | 18,021.67 | .00 | 42,495.31 | 4,880.96 | .00 | .00 | 47,376.27 |
| | I & S | .125000 | 2,941.49 | .00 | 2,166.11 | .00 | 5,107.60 | .00 | .00 | .00 | 5,107.60 |
| | TOTAL | 1.165000 | 27,415.13 | .00 | 20,187.78 | .00 | 47,602.91 | 4,880.96 | .00 | .00 | 52,483.87 |
| 2013 | M & O | 1.040000 | 20,297.99 | .00 | 15,736.59 | .00 | 36,034.58 | 1,811.40 | .00 | .00 | 37,845.98 |
| | I & S | .125000 | 2,439.70 | .00 | 1,891.38 | .00 | 4,331.08 | .00 | .00 | .00 | 4,331.08 |
| | TOTAL | 1.165000 | 22,737.69 | .00 | 17,627.97 | .00 | 40,365.66 | 1,811.40 | .00 | .00 | 42,177.06 |
| 2012 | M & O | 1.040000 | 16,235.62 | .00 | 12,422.50 | .00 | 28,658.12 | 812.29 | .00 | .00 | 29,470.41 |
| | I & S | .125000 | 1,951.42 | .00 | 1,493.08 | .00 | 3,444.50 | .00 | .00 | .00 | 3,444.50 |
| | TOTAL | 1.165000 | 18,187.04 | .00 | 13,915.58 | .00 | 32,102.62 | 812.29 | .00 | .00 | 32,914.91 |
| 2011 | M & O | 1.165000 | 17,938.89 | .00 | 16,447.35 | .00 | 34,386.24 | 2,711.49 | .00 | .00 | 37,097.73 |
| | I & S | .000000 | .00 | .00 | .00 | .00 | .00 | .00 | .00 | .00 | .00 |
| | TOTAL | 1.165000 | 17,938.89 | .00 | 16,447.35 | .00 | 34,386.24 | 2,711.49 | .00 | .00 | 37,097.73 |
| 2010 | M & O | 1.040000 | 12,269.60 | .00 | 12,218.99 | .00 | 24,488.59 | 1,950.46 | .00 | .00 | 26,439.05 |
| | I & S | .125000 | 1,474.68 | .00 | 1,468.65 | .00 | 2,943.33 | .00 | .00 | .00 | 2,943.33 |
| | TOTAL | 1.165000 | 13,744.28 | .00 | 13,687.64 | .00 | 27,431.92 | 1,950.46 | .00 | .00 | 29,382.38 |

| YEAR | FUND | TAX RATE | LEVY PAID | DISCOUNT GIVEN | PENALTY INTEREST | TIF AMOUNT | DISBURSE TOTAL | ATTORNEY | OTHER FEES | REFUND AMOUNT | PAYMENT AMOUNT |
|------|-------|----------|-----------|----------------|------------------|------------|----------------|----------|------------|---------------|----------------|
| 2009 | M & O | 1.040000 | 9,955.05 | .00 | 10,846.85 | .00 | 20,801.90 | 1,830.08 | .00 | .00 | 22,631.98 |
| | I & S | .125000 | 1,196.51 | .00 | 1,303.74 | .00 | 2,500.25 | .00 | .00 | .00 | 2,500.25 |
| | TOTAL | 1.165000 | 11,151.56 | .00 | 12,150.59 | .00 | 23,302.15 | 1,830.08 | .00 | .00 | 25,132.23 |
| 2008 | M & O | 1.040000 | 8,761.49 | .00 | 10,776.46 | .00 | 19,537.95 | 1,430.42 | .00 | .00 | 20,968.37 |
| | I & S | .105000 | 884.60 | .00 | 1,087.98 | .00 | 1,972.58 | .00 | .00 | .00 | 1,972.58 |
| | TOTAL | 1.145000 | 9,646.09 | .00 | 11,864.44 | .00 | 21,510.53 | 1,430.42 | .00 | .00 | 22,940.95 |
| 2007 | M & O | 1.040000 | 4,806.62 | .00 | 6,549.28 | .00 | 11,355.90 | 1,120.98 | .00 | .00 | 12,476.88 |
| | I & S | .105000 | 485.27 | .00 | 661.24 | .00 | 1,146.51 | .00 | .00 | .00 | 1,146.51 |
| | TOTAL | 1.145000 | 5,291.89 | .00 | 7,210.52 | .00 | 12,502.41 | 1,120.98 | .00 | .00 | 13,623.39 |
| 2006 | M & O | 1.370000 | 5,792.40 | .00 | 8,480.96 | .00 | 14,273.36 | 1,185.08 | .00 | .00 | 15,458.44 |
| | I & S | .108000 | 456.62 | .00 | 668.56 | .00 | 1,125.18 | .00 | .00 | .00 | 1,125.18 |
| | TOTAL | 1.478000 | 6,249.02 | .00 | 9,149.52 | .00 | 15,398.54 | 1,185.08 | .00 | .00 | 16,583.62 |
| 2005 | M & O | 1.500000 | 6,962.48 | .00 | 10,743.53 | .00 | 17,706.01 | 1,592.38 | .00 | .00 | 19,298.39 |
| | I & S | .115500 | 536.12 | .00 | 827.22 | .00 | 1,363.34 | .00 | .00 | .00 | 1,363.34 |
| | TOTAL | 1.615500 | 7,498.60 | .00 | 11,570.75 | .00 | 19,069.35 | 1,592.38 | .00 | .00 | 20,661.73 |
| 2004 | M & O | 1.500000 | 6,166.06 | .00 | 10,148.82 | .00 | 16,314.88 | 1,449.51 | .00 | .00 | 17,764.39 |
| | I & S | .040000 | 164.44 | .00 | 270.63 | .00 | 435.07 | .00 | .00 | .00 | 435.07 |
| | TOTAL | 1.540000 | 6,330.50 | .00 | 10,419.45 | .00 | 16,749.95 | 1,449.51 | .00 | .00 | 18,199.46 |
| 2003 | M & O | 1.500000 | 5,188.83 | .00 | 9,139.57 | .00 | 14,328.40 | 1,246.08 | .00 | .00 | 15,574.48 |
| | I & S | .040000 | 138.39 | .00 | 243.72 | .00 | 382.11 | .00 | .00 | .00 | 382.11 |
| | TOTAL | 1.540000 | 5,327.22 | .00 | 9,383.29 | .00 | 14,710.51 | 1,246.08 | .00 | .00 | 15,956.59 |
| 2002 | M & O | 1.500000 | 4,776.38 | .00 | 8,597.28 | .00 | 13,373.66 | 1,046.10 | .00 | .00 | 14,419.76 |
| | I & S | .042500 | 135.35 | .00 | 243.59 | .00 | 378.94 | .00 | .00 | .00 | 378.94 |
| | TOTAL | 1.542500 | 4,911.73 | .00 | 8,840.87 | .00 | 13,752.60 | 1,046.10 | .00 | .00 | 14,798.70 |
| 2001 | M & O | 1.500000 | 5,071.82 | .00 | 10,006.11 | .00 | 15,077.93 | 1,338.20 | .00 | .00 | 16,416.13 |
| | I & S | .042500 | 143.69 | .00 | 283.50 | .00 | 427.19 | .00 | .00 | .00 | 427.19 |
| | TOTAL | 1.542500 | 5,215.51 | .00 | 10,289.61 | .00 | 15,505.12 | 1,338.20 | .00 | .00 | 16,843.32 |
| 2000 | M & O | 1.500000 | 4,561.48 | .00 | 9,745.65 | .00 | 14,307.13 | 1,674.74 | .00 | .00 | 15,981.87 |
| | I & S | .080000 | 243.28 | .00 | 519.77 | .00 | 763.05 | .00 | .00 | .00 | 763.05 |
| | TOTAL | 1.580000 | 4,804.76 | .00 | 10,265.42 | .00 | 15,070.18 | 1,674.74 | .00 | .00 | 16,744.92 |
| 1999 | M & O | 1.416300 | 2,805.78 | .00 | 6,412.26 | .00 | 9,218.04 | 1,153.32 | .00 | .00 | 10,371.36 |
| | I & S | .113700 | 225.23 | .00 | 514.79 | .00 | 740.02 | .00 | .00 | .00 | 740.02 |
| | TOTAL | 1.530000 | 3,031.01 | .00 | 6,927.05 | .00 | 9,958.06 | 1,153.32 | .00 | .00 | 11,111.38 |
| 1998 | M & O | 1.323400 | 273.19 | .00 | 638.02 | .00 | 911.21 | 123.71 | .00 | .00 | 1,034.92 |
| | I & S | .206600 | 42.64 | .00 | 99.61 | .00 | 142.25 | .00 | .00 | .00 | 142.25 |
| | TOTAL | 1.530000 | 315.83 | .00 | 737.63 | .00 | 1,053.46 | 123.71 | .00 | .00 | 1,177.17 |

07/06/2022 08:25:27 4043626
 TC298-D SELECTION: SYSTEM
 RECEIPT DATE: ALL
 LOCATION: LOCATION NAME NOT FOUND

TAX COLLECTION SYSTEM
 DEPOSIT DISTRIBUTION
 FROM: 07/01/2021 THRU 06/30/2022
 JURISDICTION: 0047 MCALLEN ISD

PAGE: 100
 INCLUDES AG ROLLBACK

| YEAR | FUND | TAX RATE | LEVY PAID | DISCOUNT GIVEN | PENALTY INTEREST | TIF AMOUNT | DISBURSE TOTAL | ATTORNEY | OTHER FEES | REFUND AMOUNT | PAYMENT AMOUNT |
|------|-------|----------|---------------|----------------|------------------|------------|----------------|------------|------------|---------------|----------------|
| 1997 | M & O | 1.222800 | 193.22 | .00 | 437.26 | .00 | 630.48 | 75.97 | .00 | .00 | 706.45 |
| | I & S | .227200 | 35.90 | .00 | 81.24 | .00 | 117.14 | .00 | .00 | .00 | 117.14 |
| | TOTAL | 1.450000 | 229.12 | .00 | 518.50 | .00 | 747.62 | 75.97 | .00 | .00 | 823.59 |
| 1991 | M & O | .100800 | 15.82 | .00 | 48.20 | .00 | 64.02 | 30.53 | .00 | .00 | 94.55 |
| | I & S | .327200 | 51.35 | .00 | 156.44 | .00 | 207.79 | .00 | .00 | .00 | 207.79 |
| | TOTAL | .428000 | 67.17 | .00 | 204.64 | .00 | 271.81 | 30.53 | .00 | .00 | 302.34 |
| 1987 | M & O | .472000 | 12.22 | .00 | 41.70 | .00 | 53.92 | 9.00 | .00 | .00 | 62.92 |
| | I & S | .266900 | 6.92 | .00 | 23.58 | .00 | 30.50 | .00 | .00 | .00 | 30.50 |
| | TOTAL | .738900 | 19.14 | .00 | 65.28 | .00 | 84.42 | 9.00 | .00 | .00 | 93.42 |
| 1986 | M & O | .472000 | 93.83 | .00 | 330.06 | .00 | 423.89 | 65.79 | .00 | .00 | 489.68 |
| | I & S | .206900 | 41.13 | .00 | 144.69 | .00 | 185.82 | .00 | .00 | .00 | 185.82 |
| | TOTAL | .678900 | 134.96 | .00 | 474.75 | .00 | 609.71 | 65.79 | .00 | .00 | 675.50 |
| ALL | M & O | | 85,818,052.63 | .00 | 1,293,307.57 | .00 | 87,111,360.20 | 518,921.37 | .00 | .00 | 87,630,281.57 |
| ALL | I & S | | 7,213,141.30 | .00 | 97,105.53 | .00 | 7,310,246.83 | .00 | .00 | .00 | 7,310,246.83 |
| ALL | TOTAL | | 93,031,193.93 | .00 | 1,390,413.10 | .00 | 94,421,607.03 | 518,921.37 | .00 | .00 | 94,940,528.40 |
| DLQ | M & O | | 2,415,514.29 | .00 | 832,924.99 | .00 | 3,248,439.28 | 488,039.84 | .00 | .00 | 3,736,479.12 |
| DLQ | I & S | | 182,066.24 | .00 | 58,294.45 | .00 | 240,360.69 | .00 | .00 | .00 | 240,360.69 |
| DLQ | TOTAL | | 2,597,580.53 | .00 | 891,219.44 | .00 | 3,488,799.97 | 488,039.84 | .00 | .00 | 3,976,839.81 |
| CURR | M & O | | 83,402,538.34 | .00 | 460,382.58 | .00 | 83,862,920.92 | 30,881.53 | .00 | .00 | 83,893,802.45 |
| CURR | I & S | | 7,031,075.06 | .00 | 38,811.08 | .00 | 7,069,886.14 | .00 | .00 | .00 | 7,069,886.14 |
| CURR | TOTAL | | 90,433,613.40 | .00 | 499,193.66 | .00 | 90,932,807.06 | 30,881.53 | .00 | .00 | 90,963,688.59 |

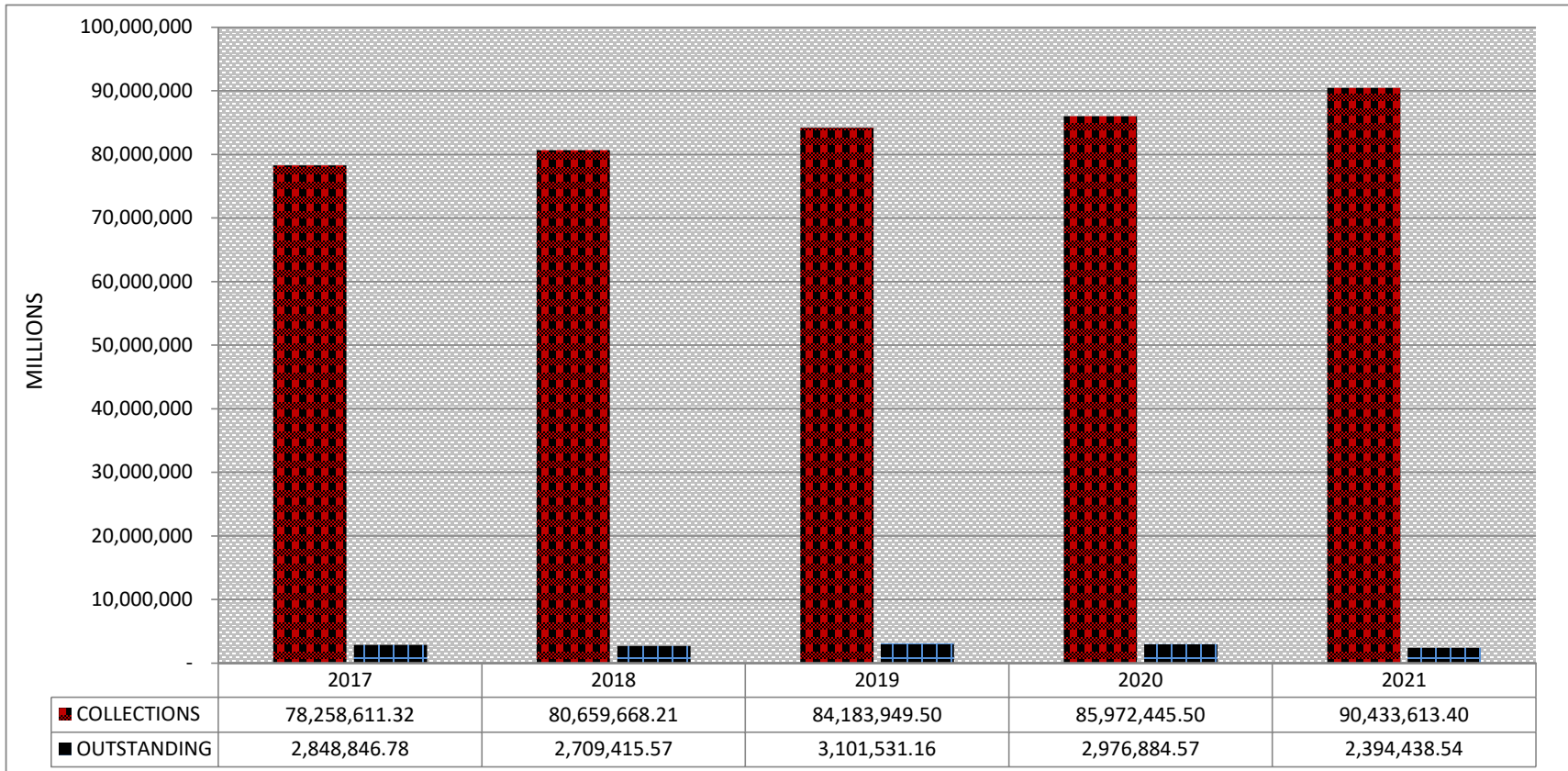
PART 2

CURRENT TAX COLLECTIONS

**PABLO "PAUL" VILLARREAL JR., ASSESSOR & COLLECTOR
MCALLEN INDEPENDENT SCHOOL DISTRICT
TAX COLLECTION REPORT**


| <u>AD VALOREM - MCALLEN ISD</u> | <u>2021-2022</u> | <u>2020-2021</u> | <u>DIFFERENCE</u> |
|--|-------------------------|-------------------------|--------------------------|
| <u>2021 CURRENT</u> | | | |
| ORIGINAL LEVY | 90,489,805.41 | 88,388,374.05 | 2,101,431.36 |
| MODIFICATIONS | 2,338,246.53 | 560,956.02 | 1,777,290.51 |
| CURRENT LEVY | 92,828,051.94 | 88,949,330.07 | 3,878,721.87 |
| CURRENT COLLECTIONS THIS MONTH | 328,312.78 | 382,953.27 | (54,640.49) |
| CURRENT COLLECTIONS TO DATE | 90,433,613.40 | 85,972,445.50 | 4,461,167.90 |
| OUTSTANDING TO DATE | 2,394,438.54 | 2,976,884.57 | (582,446.03) |
| PERCENT COLLECTED/ORIGINAL | 99.94% | 97.27% | 2.67% |
| PERCENT COLLECTED/MODIFIED | 97.42% | 96.65% | 0.77% |
| TOTAL COLLECTIONS FISCAL YEAR | 90,433,613.40 | 85,972,445.50 | |

MCALLEN ISD CURRENT TAX COLLECTION 5-YEAR COMPARISON CHART JULY 1ST - JUNE 30TH



| YEAR | PARCELS | ORIGINAL LEVY | MODIFICATIONS | ADJUSTED LEVY | COLLECTIONS | OUTSTANDING | PERCENT |
|------|---------|---------------|---------------|---------------|---------------|--------------|---------|
| 2017 | 46,658 | 79,980,499.52 | 1,126,958.58 | 81,107,458.10 | 78,258,611.32 | 2,848,846.78 | 96.49% |
| 2018 | 46,901 | 83,161,525.49 | 207,558.29 | 83,369,083.78 | 80,659,668.21 | 2,709,415.57 | 96.75% |
| 2019 | 46,800 | 87,450,096.49 | (164,615.83) | 87,285,480.66 | 84,183,949.50 | 3,101,531.16 | 96.45% |
| 2020 | 46,080 | 88,388,374.05 | 560,956.02 | 88,949,330.07 | 85,972,445.50 | 2,976,884.57 | 96.65% |
| 2021 | 46,327 | 90,489,805.41 | 2,338,246.53 | 92,828,051.94 | 90,433,613.40 | 2,394,438.54 | 97.42% |

MCALLEN ISD
2021 CURRENT TAX COLLECTION
JULY 1ST - JUNE 30TH



| YEAR | ORIGINAL LEVY | MODIFICATIONS | ADJUSTED LEVY | COLLECTIONS | OUTSTANDING | PERCENT |
|------|---------------|---------------|---------------|---------------|--------------|---------|
| 2021 | 90,489,805.41 | 2,338,246.53 | 92,828,051.94 | 90,433,613.40 | 2,394,438.54 | 97.42% |

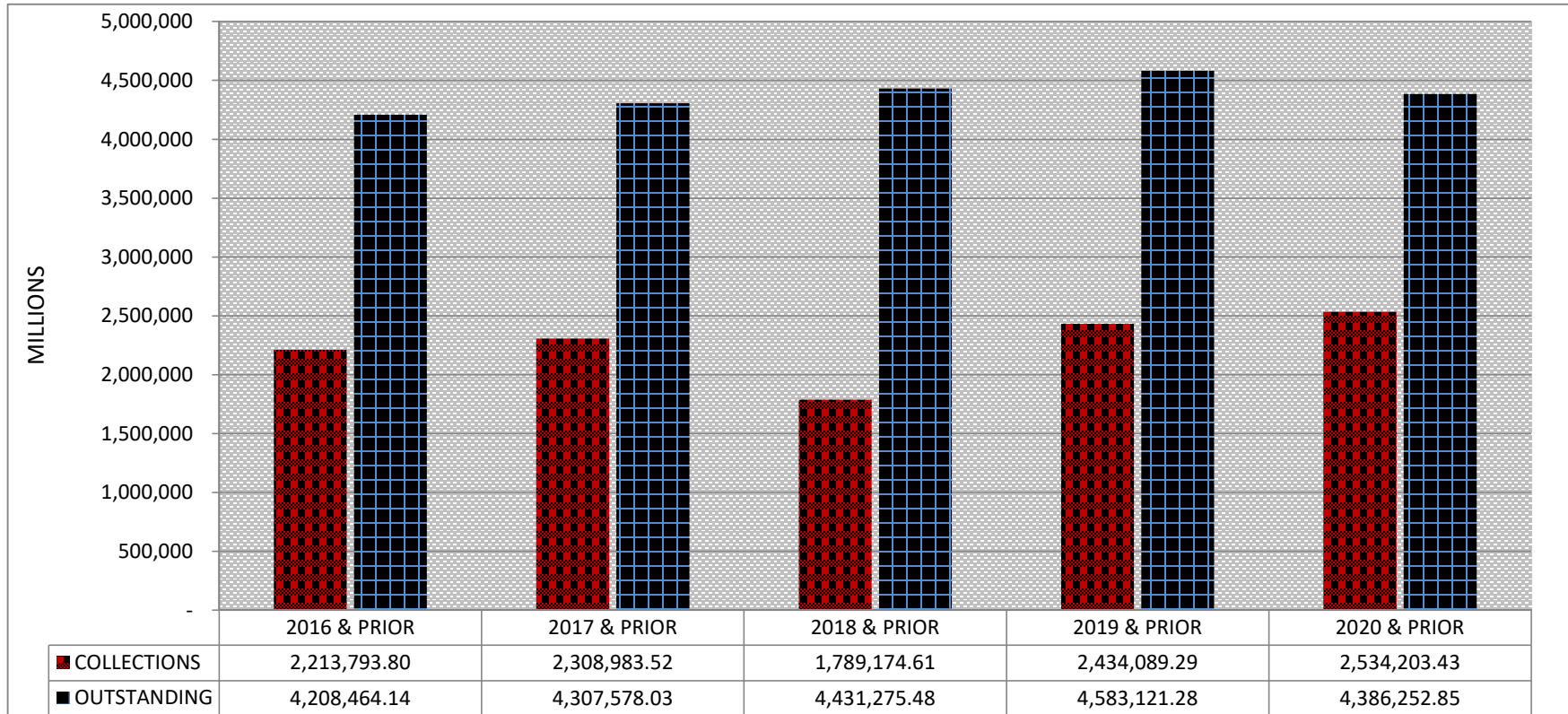
PART 3

DELINQUENT TAX COLLECTIONS

**PABLO "PAUL" VILLARREAL JR., ASSESSOR & COLLECTOR
MCALLEN INDEPENDENT SCHOOL DISTRICT
TAX COLLECTION REPORT**

| <u>AD VALOREM - MCALLEN ISD</u> | <u>2021-2022</u> | <u>2020-2021</u> | <u>DIFFERENCE</u> |
|--|-------------------------|-------------------------|--------------------------|
| <u>DELINQUENT</u> | | | |
| ORIGINAL LEVY | 7,560,005.85 | 7,532,806.64 | 27,199.21 |
| MODIFICATIONS | (639,549.57) | (515,596.07) | (123,953.50) |
| DELINQUENT LEVY | 6,920,456.28 | 7,017,210.57 | (96,754.29) |
| DELINQUENT COLLECTIONS THIS MONTH | 98,274.81 | 109,712.30 | (11,437.49) |
| DELINQUENT COLLECTIONS TO DATE | 2,534,203.43 | 2,434,089.29 | 100,114.14 |
| OUTSTANDING TO DATE | 4,386,252.85 | 4,583,121.28 | (196,868.43) |
| PERCENT COLLECTED/ORIGINAL | 33.52% | 32.31% | 1.21% |
| PERCENT COLLECTED/MODIFIED | 36.62% | 34.69% | 1.93% |
| TOTAL COLLECTIONS FISCAL YEAR | 2,534,203.43 | 2,434,089.29 | |

MCALLEN ISD DELINQUENT TAX COLLECTION 5-YEAR COMPARISON CHART JULY 1ST - JUNE 30TH



| YEAR | ORIGINAL LEVY | MODIFICATIONS | ADJUSTED LEVY | COLLECTIONS | OUTSTANDING | PERCENT |
|--------------|---------------|---------------|---------------|--------------|--------------|---------|
| 2016 & PRIOR | 6,799,644.73 | (377,386.79) | 6,422,257.94 | 2,213,793.80 | 4,208,464.14 | 34.47% |
| 2017 & PRIOR | 7,057,310.92 | (440,749.37) | 6,616,561.55 | 2,308,983.52 | 4,307,578.03 | 34.90% |
| 2018 & PRIOR | 7,016,993.60 | (796,543.51) | 6,220,450.09 | 1,789,174.61 | 4,431,275.48 | 28.76% |
| 2019 & PRIOR | 7,532,806.64 | (515,596.07) | 7,017,210.57 | 2,434,089.29 | 4,583,121.28 | 34.69% |
| 2020 & PRIOR | 7,560,005.85 | (639,549.57) | 6,920,456.28 | 2,534,203.43 | 4,386,252.85 | 36.62% |

**PABLO "PAUL" VILLARREAL JR., ASSESSOR & COLLECTOR
MCALLEN INDEPENDENT SCHOOL DISTRICT
TAX COLLECTION REPORT**

| <u>AD VALOREM - MCALLEN ISD</u> | <u>2021-2022</u> | <u>2020-2021</u> | <u>DIFFERENCE</u> |
|--|-------------------------|-------------------------|--------------------------|
| <u>ROLLBACK</u> | | | |
| ORIGINAL LEVY | 50,678.80 | 54,273.83 | (3,595.03) |
| MODIFICATIONS | 18,312.79 | 49,804.81 | (31,492.02) |
| ROLLBACK LEVY | 68,991.59 | 104,078.64 | (35,087.05) |
| ROLLBACK COLLECTIONS THIS MONTH | 12,780.51 | 0.00 | 12,780.51 |
| ROLLBACK COLLECTIONS TO DATE | 63,377.10 | 53,399.84 | 9,977.26 |
| OUTSTANDING TO DATE | 5,614.49 | 50,678.80 | (45,064.31) |
| PERCENT COLLECTED/ORIGINAL | 125.06% | 98.39% | 26.67% |
| PERCENT COLLECTED/MODIFIED | 91.86% | 51.31% | 40.55% |
| TOTAL COLLECTIONS FISCAL YEAR | 63,377.10 | 53,399.84 | |

PART 4

RECAP REPORTS

FISCAL START: 07/01/2021 END: 06/30/2022 JURISDICTION: 0047 MCALLEN ISD

| | CERT TAXABLE VALUE | ADJUSTMENTS | ADJ TAX VALUE | TAX RATE | TAX LEVY | PAID ACCTS |
|--------------|--------------------|-------------|---------------|-----------|---------------|------------|
| CURRENT YEAR | 8,227,795,767 | 209,647,269 | 8,437,443,036 | 01.137000 | 92,828,051.94 | 44,348 |

| YEAR | TAXES DUE | MONTH ADJ | ADJUSTMENT YTD | LEVY PAID | PAID YTD | BALANCE | COLL % | YTD UNCOLL |
|------|---------------|--------------|----------------|---------------|---------------|--------------|--------|------------|
| 2021 | 90,489,805.41 | 2,338,246.53 | 2,338,246.53 | 90,433,613.40 | 90,433,613.40 | 2,394,438.54 | 97.42 | 0.00 |
| 2020 | 2,976,884.57 | 414,123.35- | 414,123.35- | 1,674,591.32 | 1,674,591.32 | 888,169.90 | 65.34 | 962.15- |
| 2019 | 1,064,673.57 | 101,266.74- | 101,266.74- | 317,489.09 | 317,489.09 | 645,917.74 | 32.95 | 10,087.54- |
| 2018 | 586,202.63 | 5,960.35- | 5,960.35- | 177,513.26 | 177,513.26 | 402,729.02 | 30.59 | 543.22- |
| 2017 | 450,216.04 | 7,081.18- | 7,081.18- | 109,852.74 | 109,852.74 | 333,282.12 | 24.79 | 0.00 |
| 2016 | 358,437.41 | 84,475.88- | 84,475.88- | 48,752.29 | 48,752.29 | 225,209.24 | 17.80 | 1,302.33- |
| 2015 | 250,889.59 | 5,844.89- | 5,844.89- | 35,757.59 | 35,757.59 | 209,287.11 | 14.59 | 560.09- |
| 2014 | 205,861.75 | 1,102.03- | 1,102.03- | 27,415.13 | 27,415.13 | 177,344.59 | 13.39 | 12.96- |
| 2013 | 169,350.44 | 1,698.13- | 1,698.13- | 22,737.69 | 22,737.69 | 144,914.62 | 13.56 | 0.00 |
| 2012 | 148,481.62 | 311.75- | 311.75- | 18,187.04 | 18,187.04 | 129,982.83 | 12.27 | 0.00 |
| 2011 | 146,699.96 | .00 | 0.00 | 17,938.89 | 17,938.89 | 128,761.07 | 12.23 | 0.00 |
| 2010 | 148,332.31 | 569.77- | 569.77- | 13,744.28 | 13,744.28 | 134,018.26 | 9.30 | 0.00 |
| 2009 | 215,077.11 | 1,225.54- | 1,225.54- | 11,151.56 | 11,151.56 | 202,700.01 | 5.21 | 0.00 |
| 2008 | 183,328.81 | 1,241.71- | 1,241.71- | 9,646.09 | 9,646.09 | 172,441.01 | 5.30 | 0.00 |
| 2007 | 141,738.24 | 1,241.71- | 1,241.71- | 5,291.89 | 5,291.89 | 135,204.64 | 3.77 | 0.00 |
| 2006 | 115,475.90 | 1,732.18- | 1,732.18- | 6,249.02 | 6,249.02 | 107,494.70 | 5.49 | 0.00 |
| 2005 | 110,261.10 | 2,415.31- | 2,415.31- | 7,498.60 | 7,498.60 | 100,347.19 | 6.95 | 0.00 |
| 2004 | 67,229.49 | 1,356.20- | 1,356.20- | 6,330.50 | 6,330.50 | 59,542.79 | 9.61 | 0.00 |
| 2003 | 44,573.05 | 1,045.12- | 1,045.12- | 5,327.22 | 5,327.22 | 38,200.71 | 12.24 | 0.00 |
| 2002 | 30,374.39 | 371.81- | 371.81- | 4,911.73 | 4,911.73 | 25,090.85 | 16.37 | 0.00 |
| 2001 | 30,394.85 | 387.30- | 387.30- | 5,215.51 | 5,215.51 | 24,792.04 | 17.38 | 0.00 |
| 2000 | 115,523.02 | 6,098.62- | 6,098.62- | 8,601.99 | 8,601.99 | 100,822.41 | 7.86 | 0.00 |
| **** | 98,049,811.26 | 1,698,696.96 | 1,698,696.96 | 92,967,816.83 | 92,967,816.83 | 6,780,691.39 | | 13,468.29- |

FISCAL START: 07/01/2021 END: 06/30/2022 JURISDICTION: 0047 MCALLEN ISD

| | CERT TAXABLE VALUE | ADJUSTMENTS | ADJ TAX VALUE | TAX RATE | TAX LEVY | PAID ACCTS |
|--------------|--------------------|-------------|---------------|-----------|----------|------------|
| CURRENT YEAR | 0 | 0 | 0 | 01.138600 | 1,384.91 | 0 |

| YEAR | TAXES DUE | MONTH ADJ | ADJUSTMENT YTD | LEVY PAID | PAID YTD | BALANCE | COLL % | YTD UNCOLL |
|------|-----------|-----------|----------------|-----------|-----------|----------|--------|------------|
| 2020 | 1,384.91 | .00 | 0.00 | 0.00 | 0.00 | 1,384.91 | | 0.00 |
| 2019 | 11,064.27 | 6,389.10 | 6,389.10 | 15,983.07 | 15,983.07 | 1,470.30 | 91.58 | 0.00 |
| 2018 | 18,999.89 | 11,923.69 | 11,923.69 | 29,381.42 | 29,381.42 | 1,542.16 | 95.01 | 0.00 |
| 2017 | 13,748.16 | .00 | 0.00 | 13,748.16 | 13,748.16 | 0.00 | | 0.00 |
| 2016 | 4,264.45 | .00 | 0.00 | 4,264.45 | 4,264.45 | 0.00 | | 0.00 |
| 2015 | 0.00 | .00 | 0.00 | 0.00 | 0.00 | 0.00 | | 0.00 |
| 2014 | 0.00 | .00 | 0.00 | 0.00 | 0.00 | 0.00 | | 0.00 |
| 2012 | 1,217.12 | .00 | 0.00 | 0.00 | 0.00 | 1,217.12 | | 0.00 |
| **** | 50,678.80 | 18,312.79 | 18,312.79 | 63,377.10 | 63,377.10 | 5,614.49 | | 0.00 |

FISCAL START: 07/01/2021 END: 06/30/2022 JURISDICTION: 0047 MCALLEN ISD

| | CERT TAXABLE VALUE | ADJUSTMENTS | ADJ TAX VALUE | TAX RATE | TAX LEVY | PAID ACCTS |
|--------------|--------------------|-------------|---------------|-----------|---------------|------------|
| CURRENT YEAR | 8,227,795,767 | 209,647,269 | 8,437,443,036 | 01.137000 | 92,828,051.94 | 44,348 |

| YEAR | TAXES DUE | MONTH ADJ | ADJUSTMENT YTD | LEVY PAID | PAID YTD | BALANCE | COLL % | YTD UNCOLL |
|------|---------------|--------------|----------------|---------------|---------------|--------------|--------|------------|
| 2021 | 90,489,805.41 | 2,338,246.53 | 2,338,246.53 | 90,433,613.40 | 90,433,613.40 | 2,394,438.54 | 97.42 | 0.00 |
| 2020 | 2,978,269.48 | 414,123.35- | 414,123.35- | 1,674,591.32 | 1,674,591.32 | 889,554.81 | 65.31 | 962.15- |
| 2019 | 1,075,737.84 | 94,877.64- | 94,877.64- | 333,472.16 | 333,472.16 | 647,388.04 | 34.00 | 10,087.54- |
| 2018 | 605,202.52 | 5,963.34 | 5,963.34 | 206,894.68 | 206,894.68 | 404,271.18 | 33.85 | 543.22- |
| 2017 | 463,964.20 | 7,081.18- | 7,081.18- | 123,600.90 | 123,600.90 | 333,282.12 | 27.05 | 0.00 |
| 2016 | 362,701.86 | 84,475.88- | 84,475.88- | 53,016.74 | 53,016.74 | 225,209.24 | 19.06 | 1,302.33- |
| 2015 | 250,889.59 | 5,844.89- | 5,844.89- | 35,757.59 | 35,757.59 | 209,287.11 | 14.59 | 560.09- |
| 2014 | 205,861.75 | 1,102.03- | 1,102.03- | 27,415.13 | 27,415.13 | 177,344.59 | 13.39 | 12.96- |
| 2013 | 169,350.44 | 1,698.13- | 1,698.13- | 22,737.69 | 22,737.69 | 144,914.62 | 13.56 | 0.00 |
| 2012 | 149,698.74 | 311.75- | 311.75- | 18,187.04 | 18,187.04 | 131,199.95 | 12.17 | 0.00 |
| 2011 | 146,699.96 | .00 | 0.00 | 17,938.89 | 17,938.89 | 128,761.07 | 12.23 | 0.00 |
| 2010 | 148,332.31 | 569.77- | 569.77- | 13,744.28 | 13,744.28 | 134,018.26 | 9.30 | 0.00 |
| 2009 | 215,077.11 | 1,225.54- | 1,225.54- | 11,151.56 | 11,151.56 | 202,700.01 | 5.21 | 0.00 |
| 2008 | 183,328.81 | 1,241.71- | 1,241.71- | 9,646.09 | 9,646.09 | 172,441.01 | 5.30 | 0.00 |
| 2007 | 141,738.24 | 1,241.71- | 1,241.71- | 5,291.89 | 5,291.89 | 135,204.64 | 3.77 | 0.00 |
| 2006 | 115,475.90 | 1,732.18- | 1,732.18- | 6,249.02 | 6,249.02 | 107,494.70 | 5.49 | 0.00 |
| 2005 | 110,261.10 | 2,415.31- | 2,415.31- | 7,498.60 | 7,498.60 | 100,347.19 | 6.95 | 0.00 |
| 2004 | 67,229.49 | 1,356.20- | 1,356.20- | 6,330.50 | 6,330.50 | 59,542.79 | 9.61 | 0.00 |
| 2003 | 44,573.05 | 1,045.12- | 1,045.12- | 5,327.22 | 5,327.22 | 38,200.71 | 12.24 | 0.00 |
| 2002 | 30,374.39 | 371.81- | 371.81- | 4,911.73 | 4,911.73 | 25,090.85 | 16.37 | 0.00 |
| 2001 | 30,394.85 | 387.30- | 387.30- | 5,215.51 | 5,215.51 | 24,792.04 | 17.38 | 0.00 |
| 2000 | 115,523.02 | 6,098.62- | 6,098.62- | 8,601.99 | 8,601.99 | 100,822.41 | 7.86 | 0.00 |
| **** | 98,100,490.06 | 1,717,009.75 | 1,717,009.75 | 93,031,193.93 | 93,031,193.93 | 6,786,305.88 | | 13,468.29- |

PART 5

YEAR TO DATE MODIFICATIONS

**HIDALGO COUNTY TAX OFFICE
PABLO "PAUL" VILLARREAL JR., TAX ASSESSOR & COLLECTOR
MODIFIED BILLS FROM 07/01/2021 TO 06/30/2022
MCALLEN ISD**

CURR & PRIOR

| YR | RATE | M&O | % | ADJ | M&O | I&S | % | I&S |
|--------------|--------|--------|---------|---------------------|---------------------|--------|--------|-------------------|
| 2021 | 1.1370 | 1.0486 | 92.23% | 2,338,246.53 | 2,156,451.46 | 0.0884 | 7.77% | 181,795.07 |
| 2020 | 1.1386 | 1.0450 | 91.78% | (414,123.35) | (380,079.84) | 0.0936 | 8.22% | (34,043.51) |
| 2019 | 1.1528 | 1.0586 | 91.83% | (101,266.74) | (92,991.82) | 0.0942 | 8.17% | (8,274.92) |
| 2018 | 1.1550 | 1.1550 | 100.00% | (5,960.35) | (5,960.35) | - | 0.00% | 0.00 |
| 2017 | 1.1550 | 1.1550 | 100.00% | (7,081.18) | (7,081.18) | - | 0.00% | 0.00 |
| 2016 | 1.1550 | 1.1550 | 100.00% | (84,475.88) | (84,475.88) | - | 0.00% | 0.00 |
| 2015 | 1.1550 | 1.0400 | 90.04% | (5,844.89) | (5,262.93) | 0.1150 | 9.96% | (581.96) |
| 2014 | 1.1650 | 1.0400 | 89.27% | (1,102.03) | (983.79) | 0.1250 | 10.73% | (118.24) |
| 2013 | 1.1650 | 1.0400 | 89.27% | (1,698.13) | (1,515.93) | 0.1250 | 10.73% | (182.20) |
| 2012 | 1.1650 | 1.0400 | 89.27% | (311.75) | (278.30) | 0.1250 | 10.73% | (33.45) |
| 2011 | 1.1650 | 1.1650 | 100.00% | 0.00 | 0.00 | - | 0.00% | 0.00 |
| 2010 | 1.1650 | 1.0400 | 89.27% | (569.77) | (508.64) | 0.1250 | 10.73% | (61.13) |
| 2009 | 1.1650 | 1.0400 | 89.27% | (1,225.54) | (1,094.04) | 0.1250 | 10.73% | (131.50) |
| 2008 | 1.1450 | 1.0400 | 90.83% | (1,241.71) | (1,127.84) | 0.1050 | 9.17% | (113.87) |
| 2007 | 1.1450 | 1.0400 | 90.83% | (1,241.71) | (1,127.84) | 0.1050 | 9.17% | (113.87) |
| 2006 | 1.4780 | 1.3700 | 92.69% | (1,732.18) | (1,605.61) | 0.1080 | 7.31% | (126.57) |
| 2005 | 1.6155 | 1.5000 | 92.85% | (2,415.31) | (2,242.63) | 0.1155 | 7.15% | (172.68) |
| 2004 | 1.5400 | 1.5000 | 97.40% | (1,356.20) | (1,320.97) | 0.0400 | 2.60% | (35.23) |
| 2003 | 1.5400 | 1.5000 | 97.40% | (1,045.12) | (1,017.97) | 0.0400 | 2.60% | (27.15) |
| 2002 | 1.5425 | 1.5000 | 97.24% | (371.81) | (361.57) | 0.0425 | 2.76% | (10.24) |
| 2001 | 1.5425 | 1.5000 | 97.24% | (387.30) | (376.63) | 0.0425 | 2.76% | (10.67) |
| 2000 | 1.5800 | 1.5000 | 94.94% | (6,098.62) | (5,789.83) | 0.0800 | 5.06% | (308.79) |
| TOTAL | | | | 1,698,696.96 | 1,561,247.87 | | | 137,449.09 |

| | M&O | I&S |
|-------------------|---------------------|--------------------|
| CURRENT | 2,338,246.53 | 181,795.07 |
| DELINQUENT | (639,549.57) | (44,345.98) |
| TOTAL | 1,698,696.96 | 137,449.09 |

ROLLBACK

| YR | RATE | M&O | % | ADJ | M&O | I&S | % | I&S |
|--------------|--------|--------|--------|------------------|------------------|--------|--------|-----------------|
| 2021 | 1.2167 | 1.0486 | 86.18% | - | 0.00 | 0.1681 | 13.82% | 0.00 |
| 2020 | 1.1386 | 1.0450 | 91.78% | - | 0.00 | 0.0936 | 8.22% | 0.00 |
| 2019 | 1.2725 | 1.0683 | 83.95% | 6,389.10 | 5,363.83 | 0.2042 | 16.05% | 1,025.27 |
| 2018 | 1.3792 | 1.1700 | 84.83% | 11,923.69 | 10,115.08 | 0.2092 | 15.17% | 1,808.61 |
| 2017 | 1.3992 | 1.1700 | 83.62% | - | 0.00 | 0.2292 | 16.38% | 0.00 |
| TOTAL | | | | 18,312.79 | 15,478.91 | | | 2,833.88 |

| | M&O | I&S |
|-------------------|------------------|-----------------|
| CURRENT | - | - |
| DELINQUENT | 18,312.79 | 2,833.88 |
| TOTAL | 18,312.79 | 2,833.88 |

JURISDICTION: 0047 MCALLEN ISD

| | CERT TAXABLE VALUE | ADJUSTMENTS | ADJ TAX VALUE | TAX RATE | TAX LEVY | PAID ACCTS |
|--------------|--------------------|-------------|---------------|----------|---------------|------------|
| CURRENT YEAR | 8,227,795,767 | 209,647,269 | 8,437,443,036 | 1.137000 | 92,828,051.94 | 44,348 |

| YEAR | TAXES DUE | MONTH ADJ | ADJUSTMENT YTD | LEVY PAID | PAID YTD | BALANCE | COLL % | YTD UNCOLL |
|------|--------------------|--------------|----------------|---------------|---------------|--------------|--------|------------|
| 2021 | 90,489,805.41 | 2,338,246.53 | 2,338,246.53 | 90,433,613.40 | 90,433,613.40 | 2,394,438.54 | 97.42 | 0.00 |
| | ADJUSTMENT REFUNDS | 169,632.66- | 169,632.66- | | | | | |
| 2020 | 2,976,884.57 | 414,123.35- | 414,123.35- | 1,674,591.32 | 1,674,591.32 | 888,169.90 | 65.34 | 962.15- |
| | ADJUSTMENT REFUNDS | 193,021.61- | 193,021.61- | | | | | |
| 2019 | 1,064,673.57 | 101,266.74- | 101,266.74- | 317,489.09 | 317,489.09 | 645,917.74 | 32.95 | 10,087.54- |
| | ADJUSTMENT REFUNDS | 88,256.69- | 88,256.69- | | | | | |
| 2018 | 586,202.63 | 5,960.35- | 5,960.35- | 177,513.26 | 177,513.26 | 402,729.02 | 30.59 | 543.22- |
| | ADJUSTMENT REFUNDS | 4,138.68- | 4,138.68- | | | | | |
| 2017 | 450,216.04 | 7,081.18- | 7,081.18- | 109,852.74 | 109,852.74 | 333,282.12 | 24.79 | 0.00 |
| | ADJUSTMENT REFUNDS | 3,214.75- | 3,214.75- | | | | | |
| 2016 | 358,437.41 | 84,475.88- | 84,475.88- | 48,752.29 | 48,752.29 | 225,209.24 | 17.80 | 1,302.33- |
| | ADJUSTMENT REFUNDS | 346.50- | 346.50- | | | | | |
| 2015 | 250,889.59 | 5,844.89- | 5,844.89- | 35,757.59 | 35,757.59 | 209,287.11 | 14.59 | 560.09- |
| 2014 | 205,861.75 | 1,102.03- | 1,102.03- | 27,415.13 | 27,415.13 | 177,344.59 | 13.39 | 12.96- |
| 2013 | 169,350.44 | 1,698.13- | 1,698.13- | 22,737.69 | 22,737.69 | 144,914.62 | 13.56 | 0.00 |
| 2012 | 148,481.62 | 311.75- | 311.75- | 18,187.04 | 18,187.04 | 129,982.83 | 12.27 | 0.00 |
| 2011 | 146,699.96 | .00 | 0.00 | 17,938.89 | 17,938.89 | 128,761.07 | 12.23 | 0.00 |
| 2010 | 148,332.31 | 569.77- | 569.77- | 13,744.28 | 13,744.28 | 134,018.26 | 9.30 | 0.00 |
| 2009 | 215,077.11 | 1,225.54- | 1,225.54- | 11,151.56 | 11,151.56 | 202,700.01 | 5.21 | 0.00 |
| 2008 | 183,328.81 | 1,241.71- | 1,241.71- | 9,646.09 | 9,646.09 | 172,441.01 | 5.30 | 0.00 |
| 2007 | 141,738.24 | 1,241.71- | 1,241.71- | 5,291.89 | 5,291.89 | 135,204.64 | 3.77 | 0.00 |
| 2006 | 115,475.90 | 1,732.18- | 1,732.18- | 6,249.02 | 6,249.02 | 107,494.70 | 5.49 | 0.00 |
| 2005 | 110,261.10 | 2,415.31- | 2,415.31- | 7,498.60 | 7,498.60 | 100,347.19 | 6.95 | 0.00 |
| 2004 | 67,229.49 | 1,356.20- | 1,356.20- | 6,330.50 | 6,330.50 | 59,542.79 | 9.61 | 0.00 |
| 2003 | 44,573.05 | 1,045.12- | 1,045.12- | 5,327.22 | 5,327.22 | 38,200.71 | 12.24 | 0.00 |
| 2002 | 30,374.39 | 371.81- | 371.81- | 4,911.73 | 4,911.73 | 25,090.85 | 16.37 | 0.00 |
| 2001 | 30,394.85 | 387.30- | 387.30- | 5,215.51 | 5,215.51 | 24,792.04 | 17.38 | 0.00 |
| 2000 | 115,523.02 | 6,098.62- | 6,098.62- | 8,601.99 | 8,601.99 | 100,822.41 | 7.86 | 0.00 |
| **** | 98,049,811.26 | 1,698,696.96 | 1,698,696.96 | 92,967,816.83 | 92,967,816.83 | 6,780,691.39 | | 13,468.29- |
| | ADJUSTMENT REFUNDS | 458,610.89- | 458,610.89- | | | | | |

JURISDICTION: 0047 MCALLEN ISD

| | CERT TAXABLE VALUE | ADJUSTMENTS | ADJ TAX VALUE | TAX RATE | TAX LEVY | PAID ACCTS |
|--------------|--------------------|-------------|---------------|----------|----------|------------|
| CURRENT YEAR | 0 | 0 | 0 | 1.138600 | 1,384.91 | 0 |

| YEAR | TAXES DUE | MONTH ADJ | ADJUSTMENT YTD | LEVY PAID | PAID YTD | BALANCE | COLL % | YTD UNCOLL |
|--------------------|-----------|-------------|----------------|-----------|-----------|----------|--------|------------|
| 2020 | 1,384.91 | .00 | 0.00 | 0.00 | 0.00 | 1,384.91 | | 0.00 |
| ADJUSTMENT REFUNDS | | 193,021.61- | 193,021.61- | | | | | |
| 2019 | 11,064.27 | 6,389.10 | 6,389.10 | 15,983.07 | 15,983.07 | 1,470.30 | 91.58 | 0.00 |
| ADJUSTMENT REFUNDS | | 88,256.69- | 88,256.69- | | | | | |
| 2018 | 18,999.89 | 11,923.69 | 11,923.69 | 29,381.42 | 29,381.42 | 1,542.16 | 95.01 | 0.00 |
| ADJUSTMENT REFUNDS | | 4,138.68- | 4,138.68- | | | | | |
| 2017 | 13,748.16 | .00 | 0.00 | 13,748.16 | 13,748.16 | 0.00 | | 0.00 |
| ADJUSTMENT REFUNDS | | 3,214.75- | 3,214.75- | | | | | |
| 2016 | 4,264.45 | .00 | 0.00 | 4,264.45 | 4,264.45 | 0.00 | | 0.00 |
| ADJUSTMENT REFUNDS | | 346.50- | 346.50- | | | | | |
| 2015 | 0.00 | .00 | 0.00 | 0.00 | 0.00 | 0.00 | | 0.00 |
| 2014 | 0.00 | .00 | 0.00 | 0.00 | 0.00 | 0.00 | | 0.00 |
| 2012 | 1,217.12 | .00 | 0.00 | 0.00 | 0.00 | 1,217.12 | | 0.00 |
| **** | 50,678.80 | 18,312.79 | 18,312.79 | 63,377.10 | 63,377.10 | 5,614.49 | | 0.00 |
| ADJUSTMENT REFUNDS | | 288,978.23- | 288,978.23- | | | | | |

JURISDICTION: 0047 MCALLEN ISD

| | CERT TAXABLE VALUE | ADJUSTMENTS | ADJ TAX VALUE | TAX RATE | TAX LEVY | PAID ACCTS |
|--------------|--------------------|-------------|---------------|----------|---------------|------------|
| CURRENT YEAR | 8,227,795,767 | 209,647,269 | 8,437,443,036 | 1.137000 | 92,828,051.94 | 44,348 |

| YEAR | TAXES DUE | MONTH ADJ | ADJUSTMENT YTD | LEVY PAID | PAID YTD | BALANCE | COLL % | YTD UNCOLL |
|------|--------------------|--------------|----------------|---------------|---------------|--------------|--------|------------|
| 2021 | 90,489,805.41 | 2,338,246.53 | 2,338,246.53 | 90,433,613.40 | 90,433,613.40 | 2,394,438.54 | 97.42 | 0.00 |
| | ADJUSTMENT REFUNDS | 169,632.66- | 169,632.66- | | | | | |
| 2020 | 2,978,269.48 | 414,123.35- | 414,123.35- | 1,674,591.32 | 1,674,591.32 | 889,554.81 | 65.31 | 962.15- |
| | ADJUSTMENT REFUNDS | 193,021.61- | 193,021.61- | | | | | |
| 2019 | 1,075,737.84 | 94,877.64- | 94,877.64- | 333,472.16 | 333,472.16 | 647,388.04 | 34.00 | 10,087.54- |
| | ADJUSTMENT REFUNDS | 88,256.69- | 88,256.69- | | | | | |
| 2018 | 605,202.52 | 5,963.34 | 5,963.34 | 206,894.68 | 206,894.68 | 404,271.18 | 33.85 | 543.22- |
| | ADJUSTMENT REFUNDS | 4,138.68- | 4,138.68- | | | | | |
| 2017 | 463,964.20 | 7,081.18- | 7,081.18- | 123,600.90 | 123,600.90 | 333,282.12 | 27.05 | 0.00 |
| | ADJUSTMENT REFUNDS | 3,214.75- | 3,214.75- | | | | | |
| 2016 | 362,701.86 | 84,475.88- | 84,475.88- | 53,016.74 | 53,016.74 | 225,209.24 | 19.06 | 1,302.33- |
| | ADJUSTMENT REFUNDS | 346.50- | 346.50- | | | | | |
| 2015 | 250,889.59 | 5,844.89- | 5,844.89- | 35,757.59 | 35,757.59 | 209,287.11 | 14.59 | 560.09- |
| 2014 | 205,861.75 | 1,102.03- | 1,102.03- | 27,415.13 | 27,415.13 | 177,344.59 | 13.39 | 12.96- |
| 2013 | 169,350.44 | 1,698.13- | 1,698.13- | 22,737.69 | 22,737.69 | 144,914.62 | 13.56 | 0.00 |
| 2012 | 149,698.74 | 311.75- | 311.75- | 18,187.04 | 18,187.04 | 131,199.95 | 12.17 | 0.00 |
| 2011 | 146,699.96 | .00 | 0.00 | 17,938.89 | 17,938.89 | 128,761.07 | 12.23 | 0.00 |
| 2010 | 148,332.31 | 569.77- | 569.77- | 13,744.28 | 13,744.28 | 134,018.26 | 9.30 | 0.00 |
| 2009 | 215,077.11 | 1,225.54- | 1,225.54- | 11,151.56 | 11,151.56 | 202,700.01 | 5.21 | 0.00 |
| 2008 | 183,328.81 | 1,241.71- | 1,241.71- | 9,646.09 | 9,646.09 | 172,441.01 | 5.30 | 0.00 |
| 2007 | 141,738.24 | 1,241.71- | 1,241.71- | 5,291.89 | 5,291.89 | 135,204.64 | 3.77 | 0.00 |
| 2006 | 115,475.90 | 1,732.18- | 1,732.18- | 6,249.02 | 6,249.02 | 107,494.70 | 5.49 | 0.00 |
| 2005 | 110,261.10 | 2,415.31- | 2,415.31- | 7,498.60 | 7,498.60 | 100,347.19 | 6.95 | 0.00 |
| 2004 | 67,229.49 | 1,356.20- | 1,356.20- | 6,330.50 | 6,330.50 | 59,542.79 | 9.61 | 0.00 |
| 2003 | 44,573.05 | 1,045.12- | 1,045.12- | 5,327.22 | 5,327.22 | 38,200.71 | 12.24 | 0.00 |
| 2002 | 30,374.39 | 371.81- | 371.81- | 4,911.73 | 4,911.73 | 25,090.85 | 16.37 | 0.00 |
| 2001 | 30,394.85 | 387.30- | 387.30- | 5,215.51 | 5,215.51 | 24,792.04 | 17.38 | 0.00 |
| 2000 | 115,523.02 | 6,098.62- | 6,098.62- | 8,601.99 | 8,601.99 | 100,822.41 | 7.86 | 0.00 |
| **** | 98,100,490.06 | 1,717,009.75 | 1,717,009.75 | 93,031,193.93 | 93,031,193.93 | 6,786,305.88 | | 13,468.29- |
| | ADJUSTMENT REFUNDS | 458,610.89- | 458,610.89- | | | | | |

**BOARD AGENDA REPORT
MCALLEN INDEPENDENT SCHOOL DISTRICT**

MEETING DATE: September 12, 2022

SUBMITTED BY: _____

SUPERVISOR: *Alexandra Brongers*

Approved for presentation to the Board of Education:

J. Adams

45 _____
Superintendent of Schools


EVALUATION MATRIX
RFP 2023-1020 GROUNDS MAINTENANCE SERVICES FOR VARIOUS LOCATIONS

| | | Maldonado Nursery & Landscaping, Inc. | TLC Total Lawn Care LLC | Rod'z Lawn Care Landscaping | Olympia Landscape Development, Inc |
|---|----------------|---------------------------------------|-------------------------|-----------------------------|------------------------------------|
| Ranking | | 1 | 2 | 3 | 4 |
| | Maximum Points | 100 | 97 | 75 | 52 |
| 1 Price | | \$ 164,155.25 | \$ 248,181.00 | \$ 598,872.50 | \$ 955,390.00 |
| | | 60 | 60 | 39.68601545 | 16.44643058 |
| 2 Reputation of the vendor and of the vendor's goods or services; | | | | | |
| Reference Letters | 3 | 0 | 0 | 0 | 1 |
| | | None Provided | None Provided | None Provided | 1 out of 3 provided |
| 3 The quality of the vendor's goods or services | 15 | 15 | 15 | 15 | 15 |
| Number of years company has been in practice (LI 96.2) (+5= 5pts.) | 5 | 5 | 5 | 5 | 5 |
| Experience with Firm (Employees) | 5 | 5 | 5 | 5 | 5 |
| Experience with Industry (Employees) | 5 | 5 | 5 | 5 | 5 |
| 4 The extent to which the goods or services meet District's needs | 16 | 16 | 16 | 16 | 16 |
| Turf Management (Mow, Edge, Trim, Blow) | 4 | 4 | 4 | 4 | 4 |
| Shrub and Bed Care (Shrub Trimming, Bed Weed Control) | 4 | 4 | 4 | 4 | 4 |
| Tree Care | 4 | 4 | 4 | 4 | 4 |
| Treat Weeds | 4 | 4 | 4 | 4 | 4 |
| 5 Past Relationship with District | 1 | 1 | 0 | 1 | 0 |
| 6 HUB | 1 | 1 | 0 | 0 | 1 |
| Yes = 1; No = 0 (Attribute# 33) | | | | | |
| 7 Total long-term cost to the district to acquire the vendor's goods or services | 0 | 0 | 0 | 0 | 0 |
| N/A | | | | | |
| 8 Vendor or the vendor's ultimate parent company or majority owner has its principal place of business in this state or employs at least 500 persons in this state | 1 | 1 | 1 | 1 | 1 |
| Texas Vendor or Employees 500+ in Texas= 1; out of State Vendor = 0 (Attribute #12) | | | | | |
| 9 Any other relevant factor specifically listed in the request for bids or proposals. | 3 | 3 | 3 | 3 | 3 |
| List of Equipment (L197) | 3 | 3 | 3 | 3 | 3 |

**BOARD AGENDA REPORT
MCALLEN INDEPENDENT SCHOOL DISTRICT**

MEETING DATE: September 12, 2022

SUBMITTED BY: _____

SUPERVISOR: 

Approved for presentation to the Board of Education:




47 _____
Superintendent of Schools **Sep 7, 2022**

**BOARD AGENDA REPORT
MCALLEN INDEPENDENT SCHOOL DISTRICT**

MEETING DATE: September 12, 2022

SUBMITTED BY: 

SUPERVISOR: 

Approved for presentation to the Board of Education:



**BOARD AGENDA REPORT
McALLEN INDEPENDENT SCHOOL DISTRICT**

MEETING DATE: September 12, 2022

**BOARD AGENDA REPORT
McALLEN INDEPENDENT SCHOOL DISTRICT**

MEETING DATE: September 12, 2022

SUBMITTED BY: 

SUPERVISOR: 

Approved for presentation to the Board of Education:



| Description | A | B | C | | D | E |
|--|--------------------|------------------------------|--|-----------|------------------------------|------------------------------|
| | Original Budget | Revised Budget 07/31/2022 | Budget Amendments Under Consideration | | Revised Budget 08/31/2022 | Revised Budget 08/31/2022 |
| | | | Revisions | Transfers | | |
| Unaudited Fund Balance | 137,061,157 | 137,061,157 | | | | 137,061,157 |
| Revenues: | | | | | | |
| Local: | | | | | | |
| Property Taxes | 84,847,227 | 84,847,227 | | | | 84,847,227 |
| Interest Income | 449,000 | 449,000 | | | | 449,000 |
| Other Local Income | 2,558,363 | 2,558,363 | 19,438 | | | 2,577,801 |
| State: | 122,747,887 | 122,747,887 | | | | 122,747,887 |
| Federal: | 24,168,809 | 24,168,809 | | | | 24,168,809 |
| Other Sources: | 0 | 8,732 | 26,541 | | | 35,273 |
| Total Revenues | 234,771,286 | 234,780,018 | 45,979 | 0 | | 234,825,997 |
| Expenditures: | | | | | | |
| 11 Instruction | 111,529,775 | 111,906,591 | 206,159 | 60,215 | | 112,172,965 |
| 12 Inst. Res. & Media Services | 3,439,107 | 3,425,497 | 26,541 | 500 | | 3,452,538 |
| 13 Curriculum Dev. & Inst. Staff Dev. | 4,485,953 | 4,502,568 | | 17,360 | | 4,519,928 |
| 21 Inst. Leadership | 3,232,831 | 3,283,335 | | 7,683 | | 3,291,018 |
| 23 School Leadership | 13,078,246 | 13,088,096 | | (771) | | 13,087,325 |
| 31 Guid., Counseling & Eval. Ser. | 9,892,119 | 9,914,771 | | (35,823) | | 9,878,948 |
| 32 Social Work Services | 1,938,730 | 1,938,730 | | 1,532 | | 1,940,262 |
| 33 Health Services | 3,011,681 | 3,012,381 | | 1,771 | | 3,014,152 |
| 34 Student (Pupil) Trans. | 4,394,173 | 4,379,173 | 605,591 | | | 4,984,764 |
| 35 Food Services | 19,375,000 | 19,375,000 | 113,421 | 2700 | | 19,491,121 |
| 36 Curricular/Extracurricular Act. | 11,106,630 | 11,171,881 | 554,985 | (2,331) | | 11,724,535 |
| 41 General Administration | 7,751,869 | 7,806,869 | 246,315 | 10,129 | | 8,063,313 |
| 51 Plant Maint. & Operations | 26,638,858 | 20,985,912 | 316,534 | 294,617 | | 21,597,063 |
| 52 Security and Monitoring Serv. | 4,787,045 | 4,787,045 | 733,473 | 239,765 | | 5,760,283 |
| 53 Data Processing Services | 4,866,183 | 4,839,483 | 259,845 | 462,767 | | 5,562,095 |
| 61 Community Services | 110,373 | 110,373 | | 1,000 | | 111,373 |
| 71 Debt Service | 6,265,094 | 6,262,886 | | (350,175) | | 5,912,711 |
| 81 Fac. Acquisition & Const. | 21,022,428 | 26,727,306 | 401,856 | (710,939) | | 26,418,223 |
| 95 Pmt. to Juv. Justice Alt. Ed. Prg. | 40,000 | 40,000 | | | | 40,000 |
| 99 Other Intergovernmental Charges | 965,919 | 965,919 | | | | 965,919 |
| Other Uses | 12,500,000 | 12,500,000 | | | | 12,500,000 |
| Total Expenditures | 270,432,014 | 271,023,816 | 3,464,720 | 0 | | 274,488,536 |
| | | 51 | | | | |
| Preliminary Ending Fund Balance | 101,400,429 | 100,817,359 | (3,418,741) | 0 | | 97,398,618 |

GENERAL FUND
Revisions

REVENUES:

| | | | |
|---------------------------|--|------------------|--------|
| Local | | | |
| Other Local Income | - Carry Forward Donation from 2021-2022 for Fund 199 General Fund for Robotics | \$ 19,438 | 19,438 |
| Other Sources | | | |
| | - Transfer to Fund 199 General Fund from Fund 713 Safe and Secure for Library Furniture at Gonzalez Elementary | \$ 26,541 | 26,541 |
| Grand Total | | \$ 45,979 | |

EXPENDITURES:

| | | | |
|-------------|---|-------------------|---------|
| Function 11 | - Transfer from Assigned Fund Balance for Fund 183 Athletics - Carry Forward Football Uniforms for the 3 Comprehensive High Schools | \$ 14,781 | |
| | - Transfer from Assigned Fund Balance for Fund 184 Fine Arts - Carry Forward Band Instruments for the 3 Comprehensive High Schools | 79,506 | |
| | - Transfer from Assigned Fund Balance for Fund 199 General Fund - Chromebook Chargers for All Campuses | 85,482 | |
| | - Transfer from Assigned Fund Balance for Fund 199 General Fund - Classroom and Library Furniture | <u>26,390</u> | 206,159 |
| Function 12 | - Increase for Library Furniture at Gonzalez Elementary | <u>\$ 26,541</u> | 26,541 |
| Function 34 | - Transfer from Assigned Fund Balance for Fund 199 General Fund - Carry Forward School Buses and Tires for Transportation | <u>\$ 605,591</u> | 605,591 |
| Function 35 | - Transfer from Fund Balance for Fund 101 Food Service for Kitchen Equipment at De Leon Middle School | <u>\$ 113,421</u> | 113,421 |
| Function 36 | - Increase to Student Travel and Dues from 2021-2022 Carry Forward Donation for Fund 199 General Fund for Robotics | \$ 19,438 | |
| | - Transfer from Assigned Fund Balance for Fund 183 Athletics - Carry Forward Gym Safety Equipment, Football, Baseball, Softball, Volleyball, Soccer and Tennis Equipment and Uniforms for Various High Schools and Middle Schools | 465,519 | |
| | - Transfer from Assigned Fund Balance for Fund 184 Fine Arts - Carry Forward Band Props, Trailer Wraps and Stage Box for the 3 Comprehensive High Schools | <u>70,028</u> | 554,985 |
| Function 41 | - Transfer from Assigned Fund Balance for Fund 199 General Fund - Carry Forward MITV Pressbox and Trailer AC | <u>\$ 246,315</u> | 246,315 |
| Function 51 | - Transfer from Assigned Fund Balance for Fund 183 Athletics - Carry Forward Bleacher Maintenance for the 3 Comprehensive High Schools and Middle Schools | \$ 35,791 | |
| | - Transfer from Assigned Fund Balance for Fund 199 General Fund - TRE Projects - Fencing at Travis and Cathey Middle Schools | 8,717 | |
| | - Transfer from Assigned Fund Balance for Fund 199 General Fund - Portable Relocation District-wide, Gym Repair at Travis Middle School, Canopies and Light Poles for Various Campuses | <u>272,026</u> | 316,534 |
| Function 52 | - Transfer from Assigned Fund Balance for Fund 199 General Fund - Police Department Equipment | \$ 87,054 | |
| | - Transfer from Assigned Fund Balance for Fund 199 General Fund - TRE Projects - Security Cameras at Travis, Brown, Morris and De Leon Middle Schools | 482,802 | |
| | - Transfer from Assigned Fund Balance for Fund 199 General Fund - Security Cameras at Morris and De Leon Middle Schools | <u>163,617</u> | 733,473 |
| Function 53 | - Transfer from Assigned Fund Balance for Fund 199 General Fund - Carry Forward Technology Upgrades, Data Center, Dark Fiber Equipment and Core Switches | \$ 258,810 | |
| | - Transfer from Assigned Fund Balance for Fund 199 General Fund - Chromebook Cases and Chargers | <u>1,035</u> | 259,845 |

GENERAL FUND
Revisions

| | | | |
|-------------|---|--|----------------|
| Function 81 | <ul style="list-style-type: none"> - Budget to Actual Adjustment to Fund 194 ESSER II Local Carryforward Balance from 2021-2022 - Transfer from Fund Balance for Fund 101 Food Service for Kitchen Upgrades at Brown Middle School, De Leon Middle School, Jackson Elementary and Gonzalez Elementary - Transfer from Committed Fund Balance for Fund 199 General Fund - Hail Damage Roof Repairs at Crockett Administration Annex - Transfer from Assigned Fund Balance for Fund 199 General Fund - TRE Projects - Security Cameras at Morris and De Leon Middle School - Transfer from Assigned Fund Balance for Fund 199 General Fund - Agricultural Learning Center Escrow - Transfer from Assigned Fund Balance for Fund 199 General Fund - Floor Covering at Achieve Early College High School, Warehouse Exhaust Fan and Memorial High School Front Entrance Remodel | <p>\$ (2,916,952)</p> <p>2,584,920</p> <p>307,451</p> <p>23,000</p> <p>276,777</p> <p style="border-top: 1px solid black;">126,660</p> | <p>401,856</p> |
| | Grand Total | <p style="border-top: 3px double black;">\$ 3,464,720</p> | |

CAPITAL PROJECTS

| Description | A | B | Budget Amendments Under Consideration | | D |
|--|-------------------|---------------------------|---------------------------------------|-----------|---------------------------|
| | Original Budget | Revised Budget 07/31/2022 | Revisions | Transfers | Revised Budget 08/31/2022 |
| Unaudited Fund Balance | 9,161,389 | 9,161,389 | | | 9,161,389 |
| Revenues: | | | | | |
| Local | | | | | |
| Other Local Income | 1,000,000 | 1,000,000 | | | 1,000,000 |
| Other Sources | 12,500,000 | 12,500,000 | | | 12,500,000 |
| Total Revenues | 13,500,000 | 13,500,000 | 0 | 0 | 13,500,000 |
| Expenditures: | | | | | |
| 51 Plant Maint. & Operations | 356,000 | 356,000 | | 40,556 | 396,556 |
| 81 Fac. Acquisition & Const. | 22,280,181 | 22,280,181 | | (40,556) | 22,239,625 |
| Total Expenditures | 22,636,181 | 22,636,181 | 0 | 0 | 22,636,181 |
| Preliminary Ending Fund Balance | 25,208 | 25,208 | 0 | 0 | 25,208 |

CAPITAL PROJECTS FUND
Revisions

REVENUES:

None for August 2022

Grand Total \$ -

EXPENDITURES:

None for August 2022

Grand Total \$ -

**BOARD AGENDA REPORT
McALLEN INDEPENDENT SCHOOL DISTRICT**

MEETING DATE: September 12, 2022

**BOARD AGENDA REPORT
McALLEN INDEPENDENT SCHOOL DISTRICT**

MEETING DATE: September 12, 2022

SUBMITTED BY: 

SUPERVISOR: 

Approved for presentation to the Board of Education:



RESOLUTION

MAKING CERTAIN FINDINGS UNDER TEX. EDUC. CODE § 26.042(e)
CONCERNING SETTING THE MAINTENANCE & OPERATIONS AND DEBT
SERVICE TAX RATES OF THE MCALLEN INDEPENDENT SCHOOL DISTRICT
FOR THE YEAR BEGINNING ON JANUARY 1, 2022, AND ENDING DECEMBER
31, 2022

WHEREAS the valuation of taxable property within the boundaries of the McAllen Independent School District has heretofore been determined by the Hidalgo County Appraisal District and certified to the Board of Trustees; and,

WHEREAS the budget for the McAllen Independent School District was prepared and adopted on June 22, 2022 at a Public Hearing on the matter; and,

WHEREAS the tax rate for the McAllen Independent School District was prepared and is scheduled to be adopted on September 12, 2022 by the Board of Trustees; and,

WHEREAS, On February 12, 2021, Hon. Greg Abbott, Governor of the State of Texas, issued a Disaster Proclamation certifying under Section 418.014 of the Texas Government Code that severe winter weather created a condition of widespread and severe property damage, injury, and loss of life due to prolonged freezing temperatures, heavy snow, and freezing rain; and because of such conditions, a state of disaster existed in all counties of the State of Texas. (**Attachment 1**, February 12, 2021, Disaster Declaration).

WHEREAS, on February 18, 2021, Governor Abbott requested that the Federal Government approve a major disaster declaration due to severe winter storms, beginning on February 11, 2021, and continuing thereafter for all Texas counties. Further, the Governor requested federal disaster assistance. On February 19, 2021, the Federal Emergency Management Agency issued Notice of a Presidential Disaster designation for all Texas counties (**Attachment 2**, FEMA Notice). These requests led ultimately to the granting of federal disaster assistance as requested by the Governor's Office from the Federal Emergency Management Administration, FEMA File # 4586-DR-TX.

WHEREAS, the Governor's Disaster Declaration with respect to Winter Storm Uri was renewed on March 15, 2021 (**Attachment 3**) for all Texas counties. Winter Storm Uri was of a severity and magnitude that the need for supplemental Federal assistance was determined to be necessary, prior to the completion of joint Federal, State,

and local government Preliminary Damage Assessments (PDAs). As per 44 C.F.R. § 206.33(d) and § 206.36(d), the requirement for a joint PDA was waived because the unusual severity and magnitude was such that formal field damage assessments were not required to establish the need for supplemental Federal assistance under the Stafford Act. The Federal Declaration made Hazard Mitigation Grant Program assistance requested by the Governor available for hazard mitigation measures statewide.

WHEREAS, McAllen ISD staff has compiled and will present a list of specific effects which Winter Storm Uri had on the District's facilities and infrastructure. **(Attachment 4)**.

WHEREAS, beginning on February 11, 2021 (Tax Year 2021), and continuing thereafter into the upcoming 2022-23 school year (Tax Year 2022), the McAllen Independent School District has been required to expend an increased amount of money in order to respond to damage caused by Winter Storm Uri; and,

WHEREAS, the Board finds that such disaster has negatively impacted the McAllen Independent School District; and,

WHEREAS, Tax Year 2022 (the 2022-23 school year) is the year following the year in which the disaster occurred; and,

WHEREAS, the Board of Trustees has requested and received a legal opinion letter from its Special Counsel to the effect that the provisions of Texas Tax Code §26.042(e) authorize the Board of Trustees of the McAllen Independent School District to raise its Maintenance & Operations Tax Rate, without an election, for a one-year period in the tax year following the Governor's declarations of disasters and renewals, due to the increased expenditure of money necessary to respond to Winter Storm Uri; and,

WHEREAS, it is now desired by the Board of Trustees of the McAllen Independent School District to acknowledge the Governor's Disaster Declaration, and to adopt a Maintenance & Operations Tax Rate of \$1.0206 per \$100 valuation set for Tax Year 2022 (the 2022-23 school year.)

NOW, THEREFORE BE IT RESOLVED BY THE BOARD OF TRUSTEES OF THE MCALLEN INDEPENDENT SCHOOL DISTRICT:

SECTION 1. That the facts and recitations contained in the preamble of this Resolution are hereby found and declared to be true and correct.

SECTION 2. That the Board was authorized by the provisions of Texas Tax Code §26.042(e) to raise its Maintenance & Operations Tax rate, without an election, for a one-year period in the tax year following the Governor’s declaration of a disaster, due to the increased expenditure of money necessary to respond to Winter Storm Uri occurring on and after February 11, 2021.

SECTION 3. The Maintenance & Operations Tax Rate on the \$100 valuation adopted and levied for the Tax Year beginning January 1, 2022, and ending on December 31, 2022, in the amount of \$1.0206 on a \$100 valuation, payable in lawful currency of the United States, is levied for the support and maintenance of the public schools of the McAllen Independent School District.

SECTION 4. The Debt Service (Interest & Sinking Fund) Tax Rate on the \$100 valuation adopted and levied for the Tax Year beginning January 1, 2022 and ending on December 31, 2022 in the amount of \$0.0758 on a \$100 valuation, payable in lawful currency of the United States, is levied for the payment principal and interest payments on approved and issued bonded indebtedness for the public schools of the McAllen Independent School District.

SECTION 5. The Total District Tax Rate on the \$100 valuation adopted and levied for the Tax Year beginning January 1, 2022 and ending on December 31, 2022 in the amount of \$1.0964 on a \$100 valuation, payable in lawful currency of the United States, is levied for the public schools of McAllen Independent School District.

THIS TAX RATE WILL RAISE MORE TAXES FOR MAINTENANCE AND OPERATIONS THAN LAST YEAR’S TAX RATE.

THE TAX RATE WILL EFFECTIVELY BE RAISED BY 3.76 PERCENT AND WILL RAISE TAXES FOR MAINTENANCE AND OPERATIONS ON A \$100,000 HOME BY APPROXIMATELY \$-174.09.

APPROVED and EXECUTED this the 12th day of September 2022.

MCALLEN INDEPENDENT SCHOOL DISTRICT

By: _____
Tony Forina
President
Board of Trustees
McAllen Independent School District

ATTEST:

Marco Suarez
Secretary
Board of Trustees
McAllen Independent School District

O'HANLON, DEMERATH & CASTILLO

ATTORNEYS AND COUNSELORS AT LAW

808 WEST AVENUE
AUSTIN, TEXAS 78701
PHONE: (512) 494-9949
FAX: (512) 494-9919

KEVIN O'HANLON

kohanlon@808west.com

Rio Grande Valley Office
426 W. Caffery Ave.
Pharr, Texas 78577

San Antonio Office
117 W. Craig Place
San Antonio, Texas 78212

August 11, 2022

Superintendent J. A. Gonzalez, and
Members of the Board of Trustees
McAllen Independent School District
2000 N. 23rd Street
McAllen, Texas 78501

*Re: Board's Authority to Temporarily Raise Maintenance and Operations Tax Rates
under Texas Tax Code § 26.042(e)*

Dr. Gonzalez and Members of the Board of Trustees:

Please accept this letter as our firm's formal opinion on tax matters for Tax Year 2022. Specifically, the following constitutes our formal legal opinion concerning the authority of the Board of Trustees of the McAllen Independent School District to adopt a temporary increase of the District's Maintenance and Operations tax rate in response to a series of severe weather and flooding events associated with Winter Storm Uri, beginning on February 11, 2021, which significantly impacted District operations.

In order to discuss my response to your legal questions, it is first necessary to establish some factual background:

On February 12, 2021, Hon. Greg Abbott, Governor of the State of Texas, issued a Disaster Proclamation certifying under Section 418.014 of the Texas Government Code that severe winter weather created a condition of widespread and severe property damage, injury, and loss of life due to prolonged freezing temperatures, heavy snow, and freezing rain; and because of such conditions, a state of disaster existed in all counties of the State of Texas. (**Attachment 1**, February 12, 2021, Disaster Declaration). On February 18, 2021, Governor Abbott requested that the Federal Government approve a major disaster declaration due to severe winter storms, beginning on February 11, 2021, and continuing thereafter for all Texas counties. Further, the Governor requested federal disaster assistance. On February 19, 2021, the Federal Emergency Management Agency issued Notice of a Presidential Disaster designation for all

Texas counties (**Attachment 2**, FEMA Notice). These requests led ultimately to the granting of federal disaster assistance as requested by the Governor’s Office from the Federal Emergency Management Administration, FEMA File # 4586-DR-TX. The Governor’s Disaster Declaration with respect to Winter Storm Uri was renewed on March 15, 2021 (**Attachment 3**) for all Texas counties. Winter Storm Uri was of a severity and magnitude that the need for supplemental Federal assistance was determined to be necessary, prior to the completion of joint Federal, State, and local government Preliminary Damage Assessments (PDAs). As per 44 C.F.R. § 206.33(d) and § 206.36(d), the requirement for a joint PDA was waived because the unusual severity and magnitude was such that formal field damage assessments were not required to establish the need for supplemental Federal assistance under the Stafford Act. The Federal Declaration made Hazard Mitigation Grant Program assistance requested by the Governor available for hazard mitigation measures statewide.

McAllen ISD staff has compiled and will present a list of specific effects which these weather events have had on the District’s facilities and infrastructure. (**Attachment 4**).

As an initial matter, I note that the provisions of Tex. Tax Code § 26.042(e) provide:

(e) When increased expenditure of money by a school district is necessary to respond to a disaster, including a tornado, hurricane, flood, wildfire, or other calamity, but not including a drought, epidemic, or pandemic, that has impacted a school district and the governor has requested federal disaster assistance for the area in which the school district is located, **an election is not required under Section 26.08 to approve the tax rate adopted by the governing body for the year following the year in which the disaster occurs.** A tax rate adopted under this subsection applies only in the year for which the tax rate is adopted. (**Bold emphasis added.**)

It is important to note that the authorization set forth in § 26.042(e) is for a temporary increase, *i.e.*, one-year tax rate increase. Further, that increase must take place “. . . for the year following the year in which the disaster occurs.” Neither § 26.042(e), nor any other provision of Chapter 26 of the Texas Tax Code, provide a definition for the term “year.” The Texas Tax Code does provide such definition at § 1.04(13), “The tax year following the year of the occurrence would be Tax Year 2022.” The Board’s tax levy for Tax Year 2022 is generally required by the provisions of Tex. Tax Code § 26.05(a) to be adopted by September 30, 2022.

For Tax Year 2022, the Local Compression Rate, as determined in accordance with the provisions of Chapter 48 of the Texas Education Code, is \$0.8046 per \$100 valuation for Tier 1

tax rate calculations.¹ McAllen ISD, because of prior tax setting authorizations, has a voted maximum enrichment (Tier 2) tax rate authorization of \$0.17, prior to the application of Tier 2 local compression calculations. However, because of the applicability of Tex. Educ Code § 26.042(e) for Tax Year 2022, the local Tier 2 tax compression limitations do not apply, and the District is authorized to set a maximum M&O Tax Rate equal to the sum of the Tier 1 Local Compression Tax Rate plus the full \$0.17, for a total authorized maximum M&O Rate of \$0.9746. The District's adopted 2022 M&O Rate may not to exceed that amount. A Maintenance & Operations Tax Rate of any lesser amount would be fully authorized.

I hope this letter will answer your questions. It is the opinion of our firm that there is no legal impediment to the Board's adoption for Tax Year 2022 of a M&O Rate of up to \$1.0206. I will be happy to answer any more specific questions should that need arise.

Sincerely,



Kevin O'Hanlon

¹ The Tier 1 Mandatory Compression Rate is being calculated at this time based upon the appraised values issued by the Appraisal District pursuant to Tax Code §26.01(a). This number should be verified to ensure accuracy.



Office of the Texas Governor | Greg Abbott

[Home](#)[Governor Abbott](#)[First Lady](#)[Initiatives](#)[News](#)[Organization](#)

[Home](#) [News](#) [Governor Abbott Issues Disaster Declaration In Response To Severe Winter Weather In Texas \(\)](#)

Governor Abbott Issues Disaster Declaration In Response To Severe Winter Weather In Texas

February 12, 2021 | Austin, Texas | [Proclamation](#)

TO ALL TO WHOM THESE PRESENTS SHALL COME:

I, GREG ABBOTT, Governor of the State of Texas, do hereby certify that severe winter weather poses an imminent threat of widespread and severe property damage, injury, and loss of life due to prolonged freezing temperatures, heavy snow, and freezing rain statewide.

THEREFORE, in accordance with the authority vested in me by Section 418.014 of the Texas Government Code, I do hereby declare a state of disaster in all 254 counties based on the existence of such threat.

Pursuant to Section 418.017 of the code, I authorize the use of all available resources of state government and of political subdivisions that are reasonably necessary to cope with this disaster.

Pursuant to Section 418.016 of the code, any regulatory statute prescribing the procedures for conduct of state business or any order or rule of a state agency that would in any way prevent, hinder, or ⁶⁵delay necessary action in coping with this disaster shall be suspended upon written approval of the Office of the Governor.

However, to the extent that the enforcement of any state statute or administrative rule regarding contracting or procurement would impede any state agency's emergency response that is necessary to protect life or property threatened by this declared disaster, I hereby authorize the suspension of such statutes and rules for the duration of this declared disaster.

In accordance with the statutory requirements, copies of this proclamation shall be filed with the applicable authorities.

IN TESTIMONY WHEREOF, I have hereunto signed my name and have officially caused the Seal of State to be affixed at my office in the City of Austin, Texas, this the 12th day of February, 2021.

GREG ABBOTT
Governor

[Home](#) [Governor Abbott](#) [First Lady](#) [Initiatives](#) [News](#) [Organization](#) **[Contact](#)**

Office of the Texas Governor

P.O. Box 12428
Austin Texas 78711
(512) 463-2000

[Employment](#)

[Where the Money Goes](#)

[Site Policies](#)

[TRAIL Search](#)

[Accessibility](#)

[Texas Veterans Portal](#)

[Report Fraud](#)

[Texas.gov](#)

[Site Map](#)

[RSS Feed](#)



PROCLAMATION
BY THE
Governor of the State of Texas

TO ALL TO WHOM THESE PRESENTS SHALL COME:

I, GREG ABBOTT, Governor of the State of Texas, do hereby certify that severe winter weather poses an imminent threat of widespread and severe property damage, injury, and loss of life due to prolonged freezing temperatures, heavy snow, and freezing rain statewide.

THEREFORE, in accordance with the authority vested in me by Section 418.014 of the Texas Government Code, I do hereby declare a state of disaster in all 254 counties based on the existence of such threat.

Pursuant to Section 418.017 of the code, I authorize the use of all available resources of state government and of political subdivisions that are reasonably necessary to cope with this disaster.

Pursuant to Section 418.016 of the code, any regulatory statute prescribing the procedures for conduct of state business or any order or rule of a state agency that would in any way prevent, hinder, or delay necessary action in coping with this disaster shall be suspended upon written approval of the Office of the Governor. However, to the extent that the enforcement of any state statute or administrative rule regarding contracting or procurement would impede any state agency's emergency response that is necessary to protect life or property threatened by this declared disaster, I hereby authorize the suspension of such statutes and rules for the duration of this declared disaster.

In accordance with the statutory requirements, copies of this proclamation shall be filed with the applicable authorities.

IN TESTIMONY WHEREOF, I have hereunto signed my name and have officially caused the Seal of State to be affixed at my office in the City of Austin, Texas, this the 12th day of February, 2021.



GREG ABBOTT
Governor

FILED IN THE OFFICE OF THE
SECRETARY OF STATE
3:30 p.m. O'CLOCK
FEB 12 2021

ATTESTED BY:



RUTH R. HUGHS
Secretary of State

FILED IN THE OFFICE OF THE
SECRETARY OF STATE
3:30 AM O'CLOCK
FEB 12 2021



4586-DR-TX Initial Notice

Notice Date

February 19, 2021

Billing Code 9111-23-P

DEPARTMENT OF HOMELAND SECURITY

Federal Emergency Management Agency

[Internal Agency Docket No. FEMA-4586-DR]

[Docket ID FEMA-2021-0001]

Texas; Major Disaster and Related Determinations

AGENCY: Federal Emergency Management Agency, DHS.

ACTION: Notice.

SUMMARY: This is a notice of the Presidential declaration of a major disaster for the State of Texas (FEMA-4586-DR), dated February 19, 2021, and related determinations.

DATE: The declaration was issued February 19, 2021.

FOR FURTHER INFORMATION CONTACT: Dean Webster, Office of Response and Recovery, Federal Emergency Management Agency, 500 C Street, SW, Washington, DC 20472, (202) 646-2833.

SUPPLEMENTARY INFORMATION: Notice is hereby given that, in a letter dated February 19, 2021, the President issued a major disaster declaration under the authority of the Robert T. Stafford Disaster Relief and Emergency Assistance Act, 42 U.S.C. 5121 *et seq.* (the “Stafford Act”), as follows:

I have determined that the damage in the State of Texas resulting from severe winter storms beginning on February 11, 2021, and continuing, is of sufficient severity and magnitude to warrant a major disaster declaration under the Robert T. Stafford Disaster Relief and Emergency Assistance Act, 42 U.S.C. 5121 *et seq.* (the “Stafford Act”). Therefore, I declare that such a major disaster exists in the State of Texas.

In order to provide Federal assistance, you are hereby authorized to allocate from funds available for these purposes such amounts as you find necessary for Federal disaster assistance and administrative expenses.

You are authorized to provide Individual Assistance in the designated areas; assistance for emergency protective measures (Category B), including direct Federal assistance, under the Public Assistance program and Hazard Mitigation throughout the State; and any other forms of assistance under the Stafford Act that you deem appropriate subject to completion of Preliminary Damage Assessments (PDAs).

Consistent with the requirement that Federal assistance be supplemental, any Federal funds provided under the Stafford Act for Public Assistance, Hazard Mitigation, and Other Needs Assistance will be limited to 75 percent of the total eligible costs.

Further, you are authorized to make changes to this declaration for the approved assistance to the extent allowable under the Stafford Act.

The time period prescribed for the implementation of section 310(a), Priority to Certain Applications for Public Facility and Public Housing Assistance, 42 U.S.C. 5153, shall be for a period not to exceed six months after the date of this declaration.

The Federal Emergency Management Agency (FEMA) hereby gives notice that pursuant to the authority vested in the Administrator, under Executive Order 12148, as amended, Jerry S. Thomas, of FEMA is appointed to act as the Federal Coordinating Officer for this major disaster.

The following areas of the State of Texas have been designated as adversely affected by this major disaster:

Angelina, Aransas, Bastrop, Bee, Bell, Bexar, Blanco, Brazoria, Brazos, Brown, Burleson, Caldwell, Calhoun, Cameron, Chambers, Collin, Comal, Comanche, Cooke, Coryell, Dallas, Denton, DeWitt, Ellis, Falls, Fort Bend, Galveston, Gillespie, Grimes, Guadalupe, Hardin, Harris, Hays, Henderson, Hidalgo, Hood, Jasper, Jefferson, Johnson, Kaufman, Kendall, Lavaca, Liberty, Madison, Matagorda, Maverick, McLennan, Montague, Montgomery, Nacogdoches, Nueces, Orange, Palo Pinto, Panola, Parker, Polk, Rockwall, Sabine, San Jacinto, San Patricio, Scurry, Shelby, Smith, Stephens, Tarrant, Travis, Tyler, Upshur, Van Zandt, Victoria, Walker, Waller, Wharton, Wichita, Williamson, Wilson, and Wise Counties for Individual Assistance.

Emergency protective measures (Category B), including direct federal assistance under the Public Assistance program for all 254 counties in the State of Texas.

All areas within the State of Texas are eligible for assistance under the Hazard Mitigation Grant Program.

The following Catalog of Federal Domestic Assistance Numbers (CFDA) are to be used for reporting and drawing funds: 97.030, Community Disaster Loans; 97.031, Cora Brown Fund; 97.032, Crisis Counseling; 97.033, Disaster Legal Services; 97.034, Disaster Unemployment Assistance (DUA); 97.046, Fire Management Assistance Grant; 97.048, Disaster Housing Assistance to Individuals and Households In Presidentially Declared Disaster Areas; 97.049, Presidentially Declared Disaster Assistance - Disaster Housing Operations for Individuals and Households; 97.050, Presidentially Declared Disaster Assistance to Individuals and Households - Other Needs; 97.036, Disaster Grants - Public Assistance (Presidentially Declared Disasters); 97.039, Hazard Mitigation Grant.

Robert J. Fenton,

Senior Official Performing the Duties of the Administrator,

Federal Emergency Management Agency.

Last updated June 24, 2021

[Return to top](#)

Disasters & Assistance

Grants

Floods & Maps

Emergency Management

About

Work With Us



FEMA

[Contact FEMA](#)



FEMA.gov

An official website of the U.S. Department of Homeland Security

[Accessibility](#)

[Accountability](#)

[Careers](#)

[Civil Rights](#)

[Contact Us](#)

[FOIA](#)

[Glossary](#)

[No FEAR Act](#)

[Plug-Ins](#)

[Privacy](#)

[Report Disaster Fraud](#)

[Website Information](#)

[DHS.gov](#)

[USA.gov](#)

[Inspector General](#)

National Terrorism Advisory System



Office of the Texas Governor | Greg Abbott

[Home](#)[Governor Abbott](#)[First Lady](#)[Initiatives](#)[News](#)[Organization](#)[Home](#) [News](#) [Governor Abbott Renews Winter Storm Disaster Declaration \(\)](#)

Governor Abbott Renews Winter Storm Disaster Declaration

March 15, 2021 | Austin, Texas | [Press Release](#)

TO ALL TO WHOM THESE PRESENTS SHALL COME:

WHEREAS, I, GREG ABBOTT, Governor of the State of Texas, issued a disaster proclamation on February 12, 2021, certifying under Section 418.014 of the Texas Government Code that the severe winter weather poses an imminent threat of widespread and severe property damage, injury, and loss of life due to prolonged freezing temperatures, heavy snow, and freezing rain statewide; and

WHEREAS, due to the widespread and severe damage caused by the severe winter weather, a state of disaster continues to exist in all counties;

NOW, THEREFORE, in accordance with the authority vested in me by Section 418.014 of the Texas Government Code, I do hereby renew the disaster proclamation for all 254 counties in Texas.

Pursuant to Section 418.017 of the code, I authorize the use of all available resources of state government and of political subdivisions that are reasonably necessary to cope with this disaster.

Pursuant to Section 418.016 of the code, any regulatory statute prescribing the procedures for conduct of state business or any order or rule of a state agency that would in any way prevent, hinder, or delay necessary action in coping with this disaster shall be suspended upon written approval of the Office of the Governor. However, to the extent that the enforcement of any state statute or administrative rule regarding contracting or procurement would impede any state agency's emergency response that is necessary to protect life or property threatened by this declared disaster, I hereby authorize the suspension of such statutes and rules for the duration of this declared disaster.

In accordance with the statutory requirements, copies of this proclamation shall be filed with the applicable authorities.

IN TESTIMONY WHEREOF, I have hereunto signed my name and have officially caused the Seal of State to be affixed at my office in the City of Austin, Texas, this the 14th day of March, 2021.

GREG ABBOTT
Governor

ATTESTED BY:

RUTH R. HUGHS
Secretary of State

Home Governor Abbott First Lady Initiatives News Organization **Contact**

Office of the Texas Governor

Employment

Where the Money Goes

Site Policies

TRAIL Search

P.O. Box 12428
Austin Texas 78711
(512) 463-2000

[Accessibility](#)

[Texas Veterans
Portal](#)

[Report Fraud](#)

[Texas.gov](#)

[Site Map](#)

[RSS Feed](#)



RESOLUTION

MAKING CERTAIN FINDINGS UNDER TEX. EDUC. CODE § 26.042(e)
CONCERNING SETTING THE MAINTENANCE & OPERATIONS AND DEBT
SERVICE TAX RATES OF THE MCALLEN INDEPENDENT SCHOOL
DISTRICT FOR THE YEAR BEGINNING ON JANUARY 1, 2022, AND
ENDING DECEMBER 31, 2022

ATTACHMENT 4

Affidavit of Ruben Trevino

State of Texas)(

County of Hidalgo)(

“My name is Ruben Trevino. I am the Executive Director for Facilities, Maintenance & Operations for the McAllen Independent School District. I am over the age of twenty-one, and I am in all respects competent to make this affidavit. I have personal knowledge of the facts set forth in this affidavit.

In my capacity as Executive Director for Facilities, Maintenance & Operations for the McAllen Independent School District, one of my job duties is to monitor, inspect, and propose appropriate remedial measures for damage to District facilities from all causes, including those created by weather-related incidents. I was employed by the McAllen Independent School District on and after February 11, 2021. Beginning on that date, many of the physical assets of the McAllen CISD were materially damaged during Winter Storm Uri due to the combination of power outages and freezing temperatures as a result of Winter Storm Uri. Facilities and equipment across the District received varying levels and types of damages. Maintenance crews were mobilized to check and protect any piping that was exposed and uninsulated. Plumbers were mobilized to leave all backflow assembly's flowing to prevent freeze damage. Custodial staff were instructed to leave sinks dripping and prepare in case of major pipes breaking. HVAC crews were

mobilized to protect cooling towers on McAllen ISD chiller systems.

After the freeze event, all crews were mobilized to assess damage and repair multiple leaks caused by the freeze. McAllen ISD ground crews were sent out to start trimming and asses any damages to District lawn sprinkler systems. McAllen ISD were required to trim and remove a large amount of landscape material that was lost in the freeze. These activities took several months to complete for all MISD campuses. There was a huge loss to McAllen ISD in plant material along with palms and trees that were lost in the freeze.

Since February 11, 2021, the District has been required to expend an increased amount of money in order to respond to the damage caused by the storm. The need for these repairs was substantially caused by Winter Storm Uri. These projects have caused, and will continue to cause, the future expenditure of increased amounts of money to repair the storm damage.”


Further Affiant sayeth naught.



Ruben Trevino, Affiant

BEFORE ME, on this day personally appeared Ruben Trevino, known to me to be the person who signed the foregoing affidavit, and who, after being duly sworn by me, on oath stated he signed the foregoing, and that the statements contained therein are true, correct, and within his personal knowledge.

WITNESS my hand and seal of office on this the 8th day of September, 2022.



Notary Public, State of Texas

My commission expires:



**BOARD AGENDA REPORT
MCALLEN INDEPENDENT SCHOOL DISTRICT**

MEETING DATE: September 12, 2022

SUBJECT: Approval of Board of Education Meeting Minutes

REFERENCE: N/A

BACKGROUND INFORMATION/REASON FOR BOARD CONSIDERATION:

The minutes for each meeting of the Board of Education are traditionally brought to the Board for approval. After approval, the minutes become the Official Record of Board Action.

ADMINISTRATIVE CONSIDERATIONS/FACTS AND ANALYSIS:

The Administration asks that the Board of Education consider approval of the attached minutes.

LEGAL REVIEW: None

BUDGETARY CONSIDERATIONS: None

RECOMMENDED BOARD ACTION:

That the Board approve the minutes of the following meeting(s):

- School Safety and Security Committee Meeting - July 26, 2022- 4:00 P.M.
- Regular Board Meeting - August 8, 2022 5:00 P.M.
- Special Board Meeting - August 15, 2022 5:30 P.,M.
- Special Board Meeting - August 15, 2022 6:30 P.M.
- Board Workshop - August 15, 2022 7:30 P.M.
- School Safety and Security Committee Meeting - August 17, 2022
- Possible Quorum - August 18, 2022 6:00 P.M.
- Special Board Meeting - August 22, 2022 12:00 P.M.
- Regular Board Meeting - August 29 2022 5:00 P.M.
- Special Board Meeting - August 29, 2022 7:30 P.M.

SUBMITTED BY: *Natalia Goza*

SUPERVISOR: 
Tony Forina (Sep 9, 2022 11:58 CDT)

For further information contact:

Name: Natalia Goza

Office: 956-618-6094

eMail: natalie.goza@mcallenisd.net

Approved for presentation to the Board of Education:



79

Superintendent of Schools

Sep 9, 2022