

Agenda

Lyon County School District Board of Trustees

A LCSD INSURANCE COMMITTEE MEETING of the Board of Trustees of Lyon County School District will be held on Tuesday, May 12, 2026, beginning at 3:30 PM at the following location:

Lyon Complex Building D, 3750 W. Spruce Ave., Silver Springs, NV 89429

The subjects to be discussed or considered upon which any formal action may be taken are listed below. Items do not have to be taken in the order shown on this meeting notice.

In the event that you are unable to attend the LCSD Board of Trustees meeting, you may submit public comment by 12:00 pm the day of the board meeting by [clicking here](#). Public comment will be forwarded to all LCSD Trustees prior to the board meeting. Please note that this link is monitored for public comment only.

1. CALL TO ORDER
2. PLEDGE OF ALLEGIANCE
3. ROLL CALL AND WELCOME
4. APPROVAL OF AGENDA
5. APPROVAL OF MINUTES
6. PUBLIC PARTICIPATION

The public is invited to address the committee. The purpose of public comment is to bring issues, concerns, or praiseworthy items to the attention of the committee. No action may be taken on any subject raised during public comment until the matter has been properly placed on an agenda for a properly noticed meeting pursuant to NRS 241 (Nevada's Open Meeting Law).

If you wish to speak, please step up to the front table, be seated, and state your name. Your comments must be limited to no more than three minutes and must fall under the committee's jurisdiction and control. In consideration of others, avoid repetition. Although this committee does not restrict comments based upon viewpoint, comments will be prohibited if the contents are willfully disruptive, slanderous, amount to personal attacks, or interfere with the rights of other speakers. Comments made during this time will be monitored by the Committee Chairperson.

The public comment can be emailed to blakesmith@lyoncsd.org. The committee will not discuss these comments, but they will be listed in the minutes of the meeting.

7. **(FOR DISCUSSION ONLY)** Anthem Medical, Guardian Dental and Vision plan updates. Presented by Kevin Monaghan and Becky Stidham, LP Insurance.

3

8. **(FOR DISCUSSION ONLY)** Annual Employee Benefits Open Enrollment Update.
Presented by Blake Smith, LCSD Safety and Benefits Risk Manager.

9. **(FOR DISCUSSION AND POSSIBLE ACTION)** Future committee meeting dates.
Presented by Committee Chair and LCCSEA President Kathy Rudy.

10. PUBLIC PARTICIPATION

The public is invited to address the committee. The purpose of public comment is to bring issues, concerns, or praiseworthy items to the attention of the committee. No action may be taken on any subject raised during public comment until the matter has been properly placed on an agenda for a properly noticed meeting pursuant to NRS 241 (Nevada's Open Meeting Law).

If you wish to speak, please step up to the front table, be seated, and state your name. Your comments must be limited to no more than three minutes and must fall under the committee's jurisdiction and control. In consideration of others, avoid repetition. Although this committee does not restrict comments based upon viewpoint, comments will be prohibited if the contents are willfully disruptive, slanderous, amount to personal attacks, or interfere with the rights of other speakers. Comments made during this time will be monitored by the Committee Chairperson.

The public comment can be emailed to blakesmith@lyoncsd.org. The committee will not discuss these comments, but they will be listed in the minutes of the meeting.

11. ADJOURN

If you have questions or public records requests, please contact the LCSD Communications and Public Relations Officer at (Communications@lyoncsd.org).

The notice for this meeting was posted at the Lyon County School District Administrative Office and posted to the Lyon County School District website (<http://lyoncsd.org>) and the Nevada Public Notice Website (<http://notice.nv.gov>) in accordance with NRS 241.020 (3) (b).

LYON COUNTY SCHOOL DISTRICT STATEMENT OF NONDISCRIMINATION AND ACCESSIBILITY

The Lyon County School District does not discriminate on the basis of race, color, national origin, gender, disability or age in any of its policies, procedures, or practices, in compliance with Title VI of the Civil Rights Act of 1964 (pertaining to race, color, and national origin), Title IX of the Educational Amendments of 1972, section 504 of the Rehabilitation Act, the Americans with Disabilities Act, and Age Discrimination Act of 1975, and any other pertinent statute or requirement. This Non-Discrimination policy covers admission, access, treatment, and employment in the District's programs and activities, including Occupational Education. For information regarding opportunities, policies, or the filing of grievances, contact your school principal.

The Lyon County School District is pleased to provide accommodations for the handicapped or disabled. Members of the public who are disabled and require special accommodations or assistance at the meeting are requested to notify the Administrative Assistant to the Superintendent and Board of Trustees in writing at 25 E. Goldfield Ave., Yerington, NV 89447, email mheim@lyoncsd.org, or call (775) 463-6800 Ext. 10034 at least one week prior to the meeting.



2026 Prosper Communications Calendar

March

- Smartshopper Series
 - #1 Earning \$500 for a Colonoscopy?

April

- Open Enrollment communications, Carson Tahoe Health Billing Update

May

- Smartshopper Series
 - #2 Who said getting lab work had to be such a pain in the neck?
 - #3 Need surgery? You will probably need money to cover your out-of-pocket expenses too!

June

- Anthem VPC Series
 - #1 your 24/7/365 immediate urgent care resource
- Benefits of Dental cleanings

August

- Anthem VPC Series
 - #2 getting established with a PCP has never been easier
- Medicare seminar/webinar education reminder (hosted in September)

September

- Back to School Prosper Raffle!

October

- Back to School Prosper Raffle!

November

- End of year benefits reminder (FSAs, deductibles, etc.)

December

- New year benefits reminder

*These communications and their schedule are subject to change.

Lyon County School District - May 2026 IC Meeting
LP Summary/Comments

Claims Review

Claims Review

Medical: Incurred January 2025 through December 2025

Dental & Vision: Paid through March 2026

Open Enrollment Recap

Medical Renewal

10% secured (no-bid)

Dental, Vision, and Life Renews 7/1/2028

Open Enrollment Meeting Attendance

March 25, 2026: 6 am attendees, 11 pm attendees

Feedback on Open Enrollment Meetings

Market Update

Local vs. National

Anthem

Cigna

United Healthcare

Aetna

Hometown Health

• Kaiser

Prominence

Sierra Health & Life (SHL)

Health Plan of Nevada (HPN)

Other

2026 Communications plan

Prosper Stats & Posts

Raffles: 6 - OE Meeting Raffle, 10 - New Prosper App Raffle (\$50 Amazon Gift Cards)

Prosper Posts: OE announcements, Carson Tahoe Health Billing

LP Claims Assistance Figures & Updates

Carson Tahoe Health Billing Issues

Any other comments/feedback from IC?

Insights

Overview Content Users Reports

Showing insights for Last 3 Months (1/2/26 - 30/4/26)

Users

Devices

34 Registered

187 Logged In

79% iOS

21% Android

0% Desktop

[Download CSV](/api/insights/users-and-devices-csv?dateFrom=2026-02-01T00:00:00.000Z&dateTo=2026-04-30T00:00:00.000Z)

Showing insights for All Workspaces

8 Likes

1 Comments

4.4K Content Views

1.5K Unique Content Views

8 Shared Post Views

0 People Thanked

0 UGC Posts

104 File Downloads

0 Video Plays

0 MP3 Plays

0 Competitions

0 Compliance Posts

0 Events

[Download CSV](/api/insights/workspace-insights-csv?dateFrom=2026-02-01T00:00:00.000Z&dateTo=2026-04-30T00:00:00.000Z)

Content Popularity Overview

		Workspace	Widget	Views	Likes	Comments
1	Raffle Time	LCSD	Page	815	0	0
2	Raffle Winners!	LCSD	Page	140	6	1
3	Presentation Da...	LCSD	Page	110	0	0
4	Carson Tahoe He...	LCSD	Page	63	0	0
5	Medicare Made S...	LCSD	Page	63	0	0

Load all [Download CSV](/api/insights/content-popularity-csv?dateFrom=2026-02-01T00:00:00.000Z&dateTo=2026-04-30T00:00:00.000Z)

User Group Activity Overview

5

	Users	Unique Views	Likes	Comments	Recognition Posts	UGC Posts	Acknowledgements
1	Organisation Ad...	5	42	1	0	0	2

2	Test	1	11	0	0	0	0
---	------	---	----	---	---	---	---

[Download](/api/insights/user-group-activity-csv?dateFrom=2026-02-01T00:00:00.000Z&dateTo=2026-04-30T00:00:00.000Z) (/api/insights/user-group-activity-csv?dateFrom=2026-02-01T00:00:00.000Z&dateTo=2026-04-30T00:00:00.000Z)

List Popularity ?

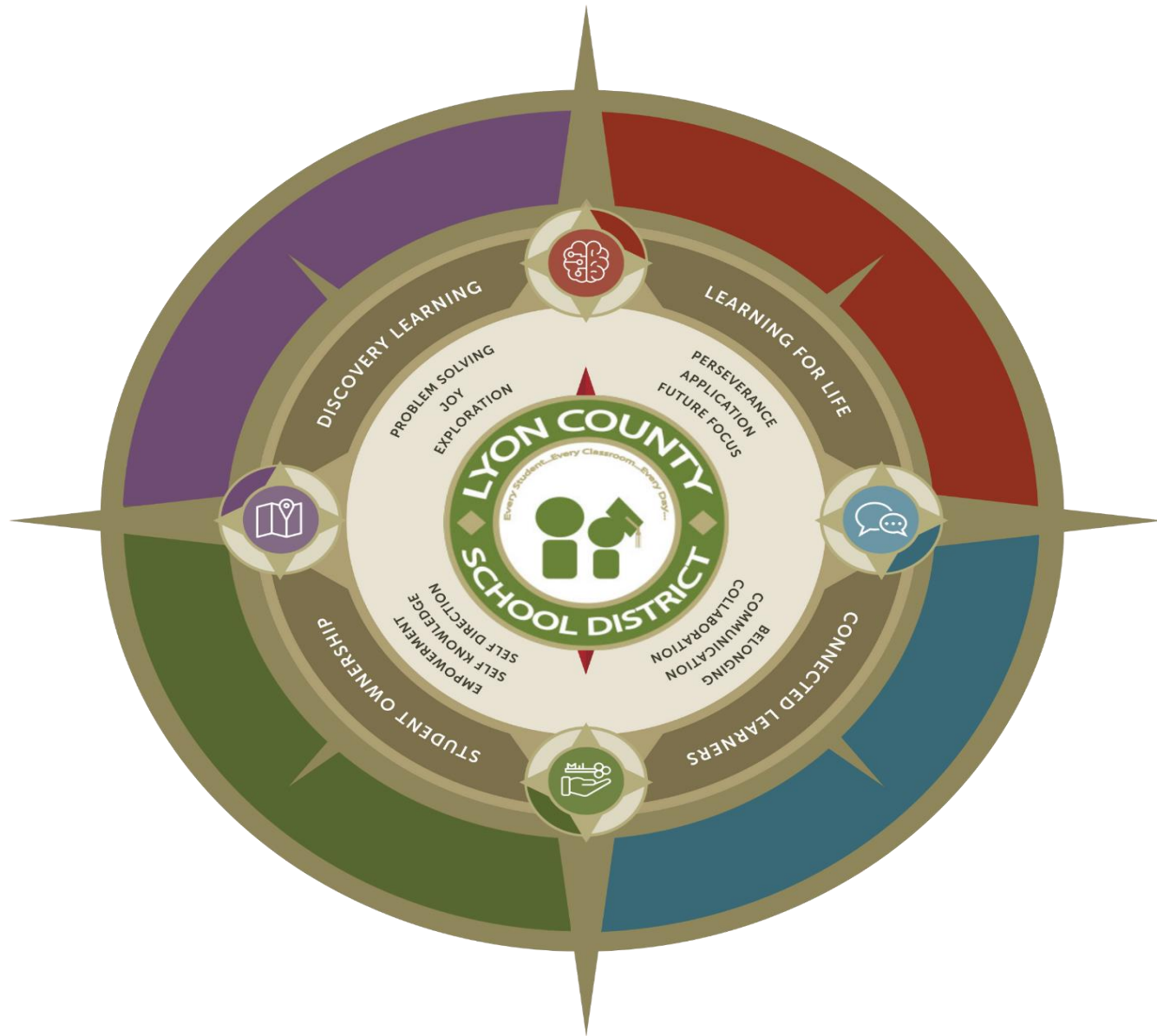
		▼Views	Unique Views
1	Lyon Count...	1.5K	187
2	2026 Open ...	249	85
3	Medical Be...	228	87
4	Benefit Ne...	184	76
5	Anthem Sma...	76	30

Load all [Download](/api/insights/list-popularity-csv?dateFrom=2026-02-01T00:00:00.000Z&dateTo=2026-04-30T00:00:00.000Z) (/api/insights/list-popularity-csv?dateFrom=2026-02-01T00:00:00.000Z&dateTo=2026-04-30T00:00:00.000Z)

Workspace Activity ?

		Users	▼Views
1	LCSD	187	4.4K

[Download](/api/insights/channel-popularity-csv?dateFrom=2026-02-01T00:00:00.000Z&dateTo=2026-04-30T00:00:00.000Z) (/api/insights/channel-popularity-csv?dateFrom=2026-02-01T00:00:00.000Z&dateTo=2026-04-30T00:00:00.000Z)



Monthly Reporting Package

Prepared For:

Lyon County School District

Incurred Through:

January 2025 - December 2025

Paid Through:

February 2026

Presented By:





Current 12 Months												
Period	Employees	Members	Premium	Premium PEPM	Medical Claims	Medical Claims PEPM	Rx Claims	Rx Claims PEPM	Rx % of Total Claims	Total Claims	Total Claims PEPM	Paid Loss Ratio
Feb-25	1,053	1,505	\$940,311	\$893	\$462,323	\$439	\$267,223	\$254	37%	\$729,546	\$693	78%
Mar-25	1,058	1,506	\$946,215	\$894	\$727,239	\$687	\$248,629	\$235	25%	\$975,868	\$922	103%
Apr-25	1,052	1,495	\$939,011	\$893	\$737,988	\$702	\$229,501	\$218	24%	\$967,489	\$920	103%
May-25	1,053	1,495	\$939,848	\$893	\$492,413	\$468	\$226,411	\$215	31%	\$718,824	\$683	76%
Jun-25	1,047	1,488	\$934,667	\$893	\$538,235	\$514	\$225,161	\$215	29%	\$763,396	\$729	82%
Jul-25	1,047	1,502	\$1,083,633	\$1,035	\$800,467	\$765	\$133,550	\$128	14%	\$934,017	\$892	86%
Aug-25	958	1,410	\$1,006,867	\$1,051	\$580,581	\$606	\$225,605	\$235	28%	\$806,186	\$842	80%
Sep-25	1,030	1,513	\$1,074,920	\$1,044	\$495,375	\$481	\$198,870	\$193	29%	\$694,245	\$674	65%
Oct-25	1,032	1,512	\$1,123,170	\$1,088	\$808,016	\$783	\$214,187	\$208	21%	\$1,022,203	\$991	91%
Nov-25	1,055	1,538	\$1,096,525	\$1,039	\$660,994	\$627	\$183,401	\$174	22%	\$844,396	\$800	77%
Dec-25	1,064	1,545	\$1,119,683	\$1,052	\$783,606	\$736	\$238,016	\$224	23%	\$1,021,622	\$960	91%
Jan-26	1,061	1,541	\$1,121,062	\$1,057	\$832,071	\$784	\$250,948	\$237	23%	\$1,083,019	\$1,021	97%
Total			\$12,325,913	\$986	\$7,919,308	\$633	\$2,641,503	\$211	25%	\$10,560,811	\$844	86%
Average	1,043	1,504		\$986		\$633		\$211			\$844	

Previous 12 Months												
Period	Employees	Members	Premium	Premium PEPM	Medical Claims	Medical Claims PEPM	Rx Claims	Rx Claims PEPM	Rx % of Total Claims	Total Claims	Total Claims PEPM	Paid Loss Ratio
Feb-24	1,001	1,468	\$831,340	\$831	\$423,320	\$423	\$211,229	\$211	33%	\$634,549	\$634	76%
Mar-24	1,005	1,478	\$836,614	\$832	\$580,122	\$577	\$235,858	\$235	29%	\$815,980	\$812	98%
Apr-24	1,015	1,487	\$831,243	\$819	\$584,083	\$575	\$226,284	\$223	28%	\$810,367	\$798	97%
May-24	1,018	1,492	\$845,174	\$830	\$808,363	\$794	\$239,451	\$235	23%	\$1,047,814	\$1,029	124%
Jun-24	1,014	1,488	\$843,202	\$832	\$563,202	\$555	\$209,160	\$206	27%	\$772,362	\$762	92%
Jul-24	1,033	1,494	\$935,262	\$905	\$832,758	\$806	\$259,151	\$251	24%	\$1,091,909	\$1,057	117%
Aug-24	973	1,409	\$877,513	\$902	\$490,636	\$504	\$257,893	\$265	34%	\$748,529	\$769	85%
Sep-24	1,040	1,481	\$928,709	\$893	\$835,827	\$804	\$238,675	\$229	22%	\$1,074,502	\$1,033	116%
Oct-24	1,041	1,485	\$929,599	\$893	\$973,800	\$935	\$245,368	\$236	20%	\$1,219,168	\$1,171	131%
Nov-24	1,045	1,492	\$935,665	\$895	\$753,897	\$721	\$214,095	\$205	22%	\$967,992	\$926	103%
Dec-24	1,047	1,495	\$935,402	\$893	\$691,825	\$661	\$249,203	\$238	26%	\$941,028	\$899	101%
Jan-25	1,050	1,501	\$938,958	\$894	\$741,533	\$706	\$252,249	\$240	25%	\$993,782	\$946	106%
Total			\$10,668,681	\$868	\$8,279,366	\$672	\$2,838,616	\$231	26%	\$11,117,982	\$903	104%
Average	1,024	1,481		\$868		\$672		\$231			\$903	

Average Membership and PEPM Premium and Claims by Experience Period												
Period	Employees	Members	Premium PEPM	Medical Claims PEPM	Rx Claims PEPM	Rx % of Total Claims	Total Claims PEPM	Paid Loss Ratio				
Current	1,043	1,504	\$986	\$633	\$211	25.0%	\$844	85.7%				
Prior	1,024	1,481	\$868	\$672	\$231	25.5%	\$903	104.2%				
Change %	1.9%	1.6%	13.5%	-5.8%	-8.6%	-0.5%	-6.6%	-18.5%				

*Medical data provided by Aetna monthly reporting package. Experience period and claims data will change prior to renewal.



Large Claimant Claim Progression - Most Recent 12 Months

Claimant Number	Age	Active (Y/N)	Health Condition Category	Primary Medical Diagnosis	Claim Type	Jul-25	Aug-25	Sep-25	Oct-25	Nov-25	Dec-25	Jan-26	Total	Grand Total
1	Ages 55-64	Y	Neoplasms - Malignant	Encounter For Other Aftercare	Medical	\$305,656	\$6,952	\$9,147	\$1,530	\$1,620	\$1,675	\$3,262	\$329,841	\$348,112
					Rx	\$1,020	\$0	\$17,120	\$109	\$5	\$17	\$0	\$18,271	
2	Ages 12-17	Y	Circulatory System	Cardiomyopathy	Medical	\$0	\$0	\$775	\$0	\$0	\$0	\$260,628	\$261,403	\$261,494
					Rx	\$0	\$0	\$0	\$0	\$0	\$0	\$91	\$91	
3	Ages 45-54	Y	Neoplasms - Malignant	Malignant Neoplasm Of Brain	Medical	\$2,457	\$440	\$2,241	\$172,387	\$803	\$41,913	\$1,071	\$221,312	\$224,779
					Rx	\$1,600	\$1,612	\$0	\$51	\$54	\$150	\$0	\$3,466	
4	Ages 18-25	Y	Behavioral Health	Other Anxiety Disorders	Medical	\$38,173	\$46,893	\$20,915	\$5,747	\$4,978	\$23,411	\$104	\$140,220	\$159,142
					Rx	\$866	\$1,319	\$771	\$1,033	\$1,168	\$9,145	\$4,619	\$18,921	
5	Ages 55-64	N	Infectious/Parasitic	Other Sepsis	Medical	\$2,912	\$23,382	\$12,530	\$16,738	\$82,219	\$0	\$0	\$137,780	\$139,097
					Rx	\$9	\$614	\$669	\$25	\$0	\$0	\$0	\$1,317	
6	Ages 55-64	Y	Neoplasms - Benign	Benign Neoplasm Of Meninges	Medical	\$0	\$446	\$1,350	\$2,830	\$1,939	\$180	\$116,818	\$123,563	\$123,563
					Rx	\$0	\$0	\$0	\$0	\$0	\$0	\$0	\$0	
7	Ages 18-25	Y	Behavioral Health	Maj Depress D/O Recurrent	Medical	\$7,507	\$9,931	\$8,047	\$22,232	\$19,755	\$31,093	\$15,882	\$114,446	\$120,012
					Rx	\$25	\$33	\$0	\$1,842	\$1,827	\$130	\$1,709	\$5,566	
8	Ages 45-54	Y	Circulatory System	Chronic Ischemic Heart Disease	Medical	\$0	\$0	\$620	\$97,422	\$337	\$200	\$0	\$98,579	\$98,638
					Rx	\$0	\$0	\$0	\$0	\$0	\$59	\$0	\$59	
9	Ages 45-54	Y	Nervous System	Migraine	Medical	\$23,485	\$4,721	\$895	\$24,799	\$8,103	\$23,231	\$3,390	\$88,624	\$97,648
					Rx	\$136	\$1,633	\$87	\$1,384	\$2,845	\$1,434	\$1,504	\$9,023	
10	Ages 55-64	Y	Musculoskeletal System	Osteoarthritis Of Hip	Medical	\$962	\$16,993	\$0	\$104	\$556	\$66,635	\$23	\$85,272	\$85,707
					Rx	\$0	\$0	\$209	\$0	\$0	\$13	\$213	\$434	



Large Claimant Claim Progression - Most Recent 12 Months

Claimant Number	Age	Active (Y/N)	Health Condition Category	Primary Medical Diagnosis	Claim Type	Jul-25	Aug-25	Sep-25	Oct-25	Nov-25	Dec-25	Jan-26	Total	Grand Total
11	Ages 55-64	Y	Neoplasms - Malignant	Malignant Neoplasm Of Breast	Medical	\$1,938	\$10,392	\$5,201	\$54,612	\$3,448	\$306	\$265	\$76,162	\$76,211
					Rx	\$0	\$25	\$0	\$0	\$25	\$0	\$0	\$49	
12	Ages 65+	Y	Neoplasms - Malignant	Non-Follicular Lymphoma	Medical	\$313	\$0	\$61	\$608	\$305	\$0	\$141	\$1,428	\$70,708
					Rx	\$17,985	\$17,985	\$12,810	\$12,816	\$34	\$0	\$7,648	\$69,279	
13	Ages 55-64	Y	Nervous System	Multiple Sclerosis	Medical	\$9,835	\$187	\$9,406	\$9,416	\$5,525	\$9,851	\$6,305	\$50,525	\$57,195
					Rx	\$0	\$13	\$13	\$3,378	\$84	\$3,181	\$0	\$6,669	
14	Ages 65+	Y	Musculoskeletal System	Osteoporosis W/Current Path Fx	Medical	\$0	\$791	\$348	\$589	\$1,645	\$931	\$40,459	\$44,763	\$57,179
					Rx	\$2,960	\$620	\$599	\$3,675	\$599	\$3,583	\$379	\$12,415	
Grand Total						\$417,838	\$144,981	\$103,816	\$433,327	\$137,873	\$217,137	\$464,509	\$1,919,482	



Top Inpatient Facilities by Incurred Claims

Rank	Provider Name	City	State	Unique Claimants	Amount Per Claimant	Admissions	Claim Amount	Percent Total Paid
1	RENOWN REGIONAL MEDICAL CENTER	RENO	NV	7	\$57,844	9	\$404,910	35.1%
2	UC DAVIS MEDICAL CENTER	SACRAMENTO	CA	*	*	*	\$277,069	24.0% ¹¹
3	LUCILE PACKARD CHILDREN'S HOSPITAL	PALO ALTO	CA	*	*	*	\$204,403	17.7%
4	CARSON TAHOE REGIONAL MEDICAL CENTER	CARSON CITY	NV	12	\$12,135	*	\$145,618	12.6%
5	SIERRA NEVADA MEMORIAL MINERS HOSPITAL	GRASS VALLEY	CA	*	*	*	\$37,089	3.2%
6	RENO BEHAVIORAL HEALTHCARE HOSPITAL	RENO	NV	*	*	*	\$25,415	2.2%
7	SHORTRIDGE ACADEMY LLC	MILTON	NH	*	*	*	\$24,194	2.1%
8	BANYAN CASTLE ROCK LLC	CASTLE ROCK	CO	*	*	*	\$10,464	0.9%
9	BANNER CHURCHILL COMMUNITY HOSPITAL	FALLON	NV	*	*	*	\$10,351	0.9%
10	HOLYOKE CAPITAL JV	HOLYOKE	MA	*	*	*	\$9,817	0.9%
11	NORTHERN NEVADA SIERRA MEDICAL CTR	RENO	NV	*	*	*	\$4,783	0.4%
12	NORTHERN NEVADA MEDICAL CENTER	RENO	NV	*	*	*	\$0	0.0%
Total Inpatient Facility In-Network							\$1,154,112	100%

* - less than 5 unique claimants



Top Outpatient Facilities by Incurred Claims

Rank	Provider Name	City	State	Unique Claimants	Amount Per Claimant	Visits	Claim Amount	Percent Total Paid
1	RENOWN REGIONAL MEDICAL CENTER	RENO	NV	314	\$1,959	719	\$615,256	31.2%
2	CARSON TAHOE REGIONAL MEDICAL CENTER	CARSON CITY	NV	279	\$1,677	583	\$467,792	23.7%
3	BANNER CHURCHILL COMMUNITY HOSPITAL	FALLON	NV	70	\$2,275	168	\$159,218	8.1%
4	RENOWN SOUTH MEADOWS MEDICAL CENTER	RENO	NV	68	\$1,724	101	\$117,212	6.0%
5	SOUTH LYON MEDICAL CENTER	YERINGTON	NV	74	\$1,232	154	\$91,149	4.6%
6	CARSON VALLEY HEALTH	GARDNERVILLE	NV	36	\$2,324	65	\$83,681	4.2%
7	BANNER FORT COLLINS MEDICAL CENTER	FORT COLLINS	CO	*	*	*	\$62,672	3.2%
8	THRIVE WELLNESS OF RENO	RENO	NV	*	*	88	\$59,579	3.0%
9	NORTHERN NEVADA MEDICAL CENTER	SPARKS	NV	12	\$4,247	20	\$50,958	2.6%
10	RENO ORTHOPAEDIC SURGERY CENTER	RENO	NV	17	\$2,643	21	\$44,938	2.3%
11	UC DAVIS MEDICAL CENTER	SACRAMENTO	CA	*	*	22	\$29,245	1.5%
12	NORTHERN NEVADA SIERRA MEDICAL CTR	RENO	NV	8	\$3,248	14	\$25,983	1.3%
13	CARSON ENDOSCOPY CENTER	CARSON CITY	NV	15	\$839	17	\$12,589	0.6%
14	ADVENTHEALTH CASTLE ROCK	CASTLE ROCK	CO	*	*	*	\$12,061	0.6%
15	EVOLENT SPECIALTY SERVICE	CARSON CITY	NV	10	\$1,140	11	\$11,405	0.6%
16	BARTON MEMORIAL HOSPITAL	SOUTH LAKE TAHOE	CA	*	*	7	\$11,003	0.6%
17	FRISBIE MEMORIAL HOSPITAL	ROCHESTER	NH	*	*	*	\$10,756	0.5%
18	FLORIDA ORTHOPEDIC INSTITUTE SURGERY CENTER	TEMPLE TERRACE	FL	*	*	*	\$9,860	0.5%
19	CHARLIE HEALTH INC	LAS VEGAS	NV	*	*	32	\$9,654	0.5%
20	SOUTH MEADOWS ENDOSCOPY CENTER	RENO	NV	13	\$661	15	\$8,589	0.4%
21	DIGESTIVE HEALTH CENTER	RENO	NV	15	\$510	17	\$7,649	0.4%
22	MEDMARK TREATMENT CENTERS STOCKTON	STOCKTON	CA	*	*	6	\$5,414	0.3%
23	MEMORIAL HOSPITAL OF CONVERSE COUNTY	DOUGLAS	WY	*	*	*	\$5,007	0.3%
24	PORTSMOUTH REGIONAL HOSPITAL	PORTSMOUTH	NH	*	*	*	\$4,912	0.2%
25	QUAIL SURGICAL & PAIN MANAGEMENT CENTER	RENO	NV	*	*	*	\$4,693	0.2%
26	ALL OTHERS	ALL OTHERS	NA	41	\$1,184	71	\$48,557	2.5%
Total Outpatient Facility In-Network							\$1,969,834	100%

* - less than 5 unique claimants

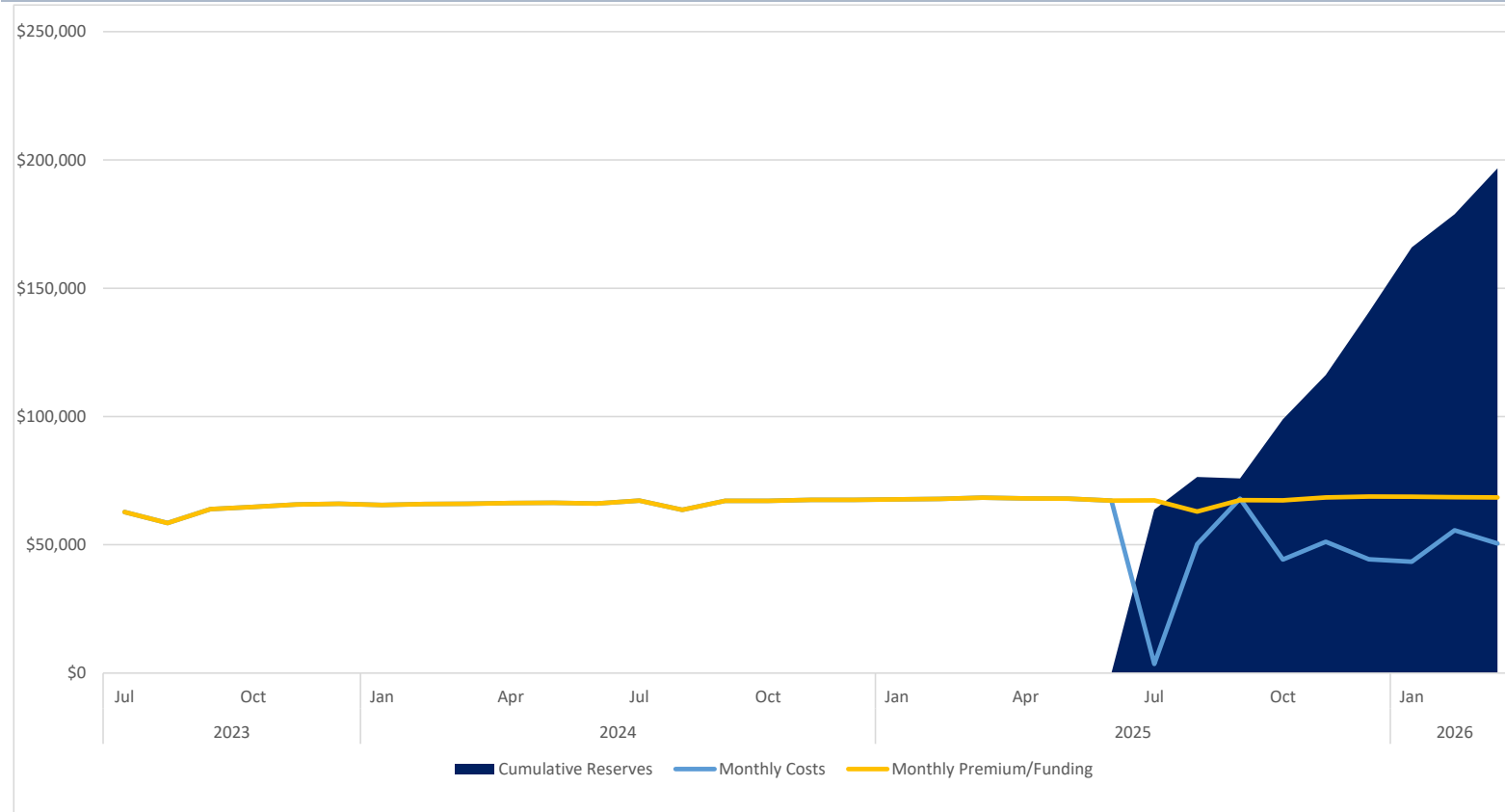


Top 25 Drugs - Paid

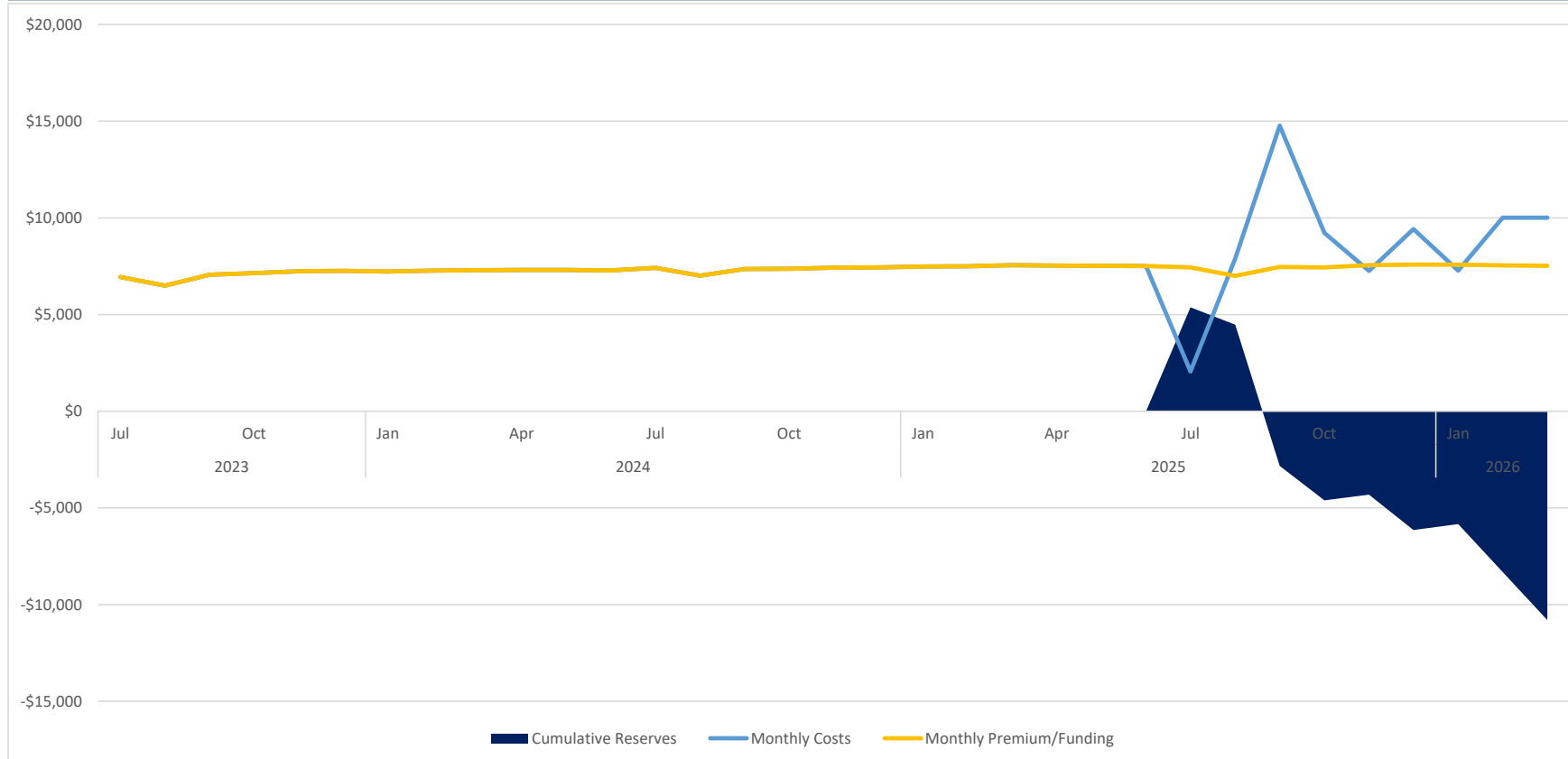
Rank	Drug Name	Primary Indication	Drug Type	Specialty (Y/N)	Unique Claimants	Claim Amount Total	Claim Amount % of Total Claims	Claim Amount Per Script	Claim Amount PMPM	Days Supply Per Script
1	OZEMPIC	DIABETES	BRAND	N	23	\$126,844	8.8%	\$968	\$12.01	47.16
2	MOUNJARO	DIABETES	BRAND	N	21	\$124,036	8.6%	\$1,021	\$11.74	38
3	DUPIXENT	DERMATOLOGIC CONDITIONS	BRAND	Y	6	\$121,503	8.4%	\$3,357	\$11.50	30
4	HUMIRA PEN	INFLAMMATORY CONDITIONS	BRAND	Y	*	\$90,360	6.3%	\$6,045	\$8.56	28
5	IMBRUVICA	CANCER	BRAND	Y	*	\$69,241	4.8%	\$12,989	\$6.56	28
6	RINVOQ	INFLAMMATORY CONDITIONS	BRAND	Y	*	\$59,983	4.2%	\$5,108	\$5.68	30
7	OTEZLA	INFLAMMATORY CONDITIONS	BRAND	Y	*	\$49,384	3.4%	\$4,632	\$4.68	30
8	JARDIANCE	DIABETES	BRAND	N	15	\$41,788	2.9%	\$516	\$3.96	63
9	COSENTYX SENSOREADY PEN	INFLAMMATORY CONDITIONS	BRAND	Y	*	\$39,078	2.7%	\$18,390	\$3.70	28
10	ELIQUIS	ANTICOAGULATION	BRAND	N	12	\$30,924	2.1%	\$483	\$2.93	44
11	VRAYLAR	PSYCHIATRIC/NEURO DISORDERS	BRAND	N	5	\$30,821	2.1%	\$1,519	\$2.92	44
12	ACTEMRA	INFLAMMATORY CONDITIONS	BRAND	Y	*	\$25,422	1.8%	\$4,769	\$2.41	28
13	QULIPTA	MIGRAINE HEADACHES	BRAND	N	*	\$22,915	1.6%	\$1,130	\$2.17	30
14	NURTEC	MIGRAINE HEADACHES	BRAND	N	7	\$22,795	1.6%	\$1,187	\$2.16	27
15	SKYRIZI PEN	INFLAMMATORY CONDITIONS	BRAND	Y	*	\$20,979	1.5%	\$19,414	\$1.99	28
16	DEXCOM G7 SENSOR	DIABETES	BRAND	N	9	\$19,548	1.4%	\$347	\$1.85	55
17	LENALIDOMIDE	CANCER	GENERIC	Y	*	\$16,955	1.2%	\$15,958	\$1.61	28
18	CAPLYTA	PSYCHIATRIC/NEURO DISORDERS	BRAND	N	*	\$14,584	1.0%	\$1,519	\$1.38	30
19	TRULICITY	DIABETES	BRAND	N	*	\$14,073	1.0%	\$945	\$1.33	39
20	EMGALITY	MIGRAINE HEADACHES	BRAND	N	*	\$13,306	0.9%	\$594	\$1.26	48
21	XARELTO	ANTICOAGULATION	BRAND	N	*	\$13,155	0.9%	\$561	\$1.25	65
22	LIVDELZI	OTHER MISC CONDITIONS	BRAND	Y	*	\$12,891	0.9%	\$12,133	\$1.22	30
23	SYNJARDY XR	DIABETES	BRAND	N	5	\$12,836	0.9%	\$445	\$1.22	90
24	LINZESS	GI DISORDERS	BRAND	N	6	\$12,821	0.9%	\$502	\$1.21	45
25	FARXIGA	DIABETES	BRAND	N	*	\$12,110	0.8%	\$542	\$1.15	57
Totals - Top 25 Drugs			-	10	-	\$1,018,351	70%	-	-	-


* = Less than 5 claimants

Period	Subscribers	Administrative Fees	Paid Claims	Total Cost	Budgeted Funding	Cost to Funding Ratio
Jul-25	1,131	\$3,563	\$0	\$3,563	\$67,310	5%
Aug-25	1,045	\$3,292	\$46,920	\$50,212	\$62,911	80%
Sep-25	1,120	\$3,528	\$64,465	\$67,993	\$67,372	101%
Oct-25	1,124	\$3,540	\$40,686	\$44,227	\$67,290	66%
Nov-25	1,146	\$3,610	\$47,558	\$51,168	\$68,440	75%
Dec-25	1,154	\$3,635	\$40,679	\$44,314	\$68,807	64%
Jan-26	1,153	\$3,632	\$39,782	\$43,414	\$68,732	63%
Feb-26	1,152	\$3,629	\$51,998	\$55,627	\$68,530	81%
Mar-26	1,150	\$3,623	\$46,923	\$50,545	\$68,411	74%
Apr-26						
May-26						
Jun-26						
Total	10,175	\$32,051	\$379,011	\$411,062	\$607,803	68%



Period	Subscribers	Administrative Fees	Paid Claims	Total Cost	Budgeted Funding	Cost to Funding Ratio
Jul-25	1,145	\$2,061	\$0	\$2,061	\$7,437	28%
Aug-25	1,060	\$1,908	\$5,986	\$7,894	\$7,000	113%
Sep-25	1,137	\$2,047	\$12,725	\$14,771	\$7,460	198%
Oct-25	1,141	\$2,054	\$7,167	\$9,220	\$7,442	124%
Nov-25	1,164	\$2,095	\$5,163	\$7,259	\$7,557	96%
Dec-25	1,172	\$2,110	\$7,306	\$9,416	\$7,584	124%
Jan-26	1,170	\$2,106	\$5,162	\$7,268	\$7,575	96%
Feb-26	1,169	\$2,104	\$7,912	\$10,016	\$7,544	133%
Mar-26	1,167	\$2,101	\$7,909	\$10,010	\$7,519	133%
Apr-26						
May-26						
Jun-26						
Total	10,325	\$18,585	\$59,331	\$77,916	\$67,117	116%





Lyon County School District Claims and Service Tracking

LCSDsupport@lpins.net

Claims assistance from February 3, 2026 to May 5, 2026

Medical	Pending	Resolved	Totals
Claims Assistance	1	3	4
Pharmacy / RX			0
Eligibility			0
Provider Assistance			0
Approvals / Prior Authorizations	1	1	2
Denied Claims / Services			0
Appeals	3		3
Benefit Related Questions			0
Coordination of Benefits			0

Dental/Vision	Pending	Resolved	Totals
Claims Assistance			0
Eligibility			0
Approvals / Prior Authorizations			0
Denied Claims / Services			0
Provider Assistance			0
Benefit Related Questions			0

Phone Call Log	Pending	Resolved	Totals
Claims Assistance		2	2
Pharmacy / RX			0
Eligibility			0
Provider Assistance			0
Approvals / Prior Authorizations			0
Denied Claims / Services			0
Appeals			0
Benefit Related Questions		1	1
Coordination of Benefits			0
Total Claim Assistance Requests:			9

