



NOTICE is hereby given that the Collin County Community College District Board of Trustees will hold a Work Session and its Regularly Scheduled Meeting on Tuesday, May 27, 2025, at the Collin Higher Education Center, 3452 Spur 399, McKinney, TX 75069 ("CHEC").

Locations

Celina Campus

Collin Higher Education Center
McKinney, Texas

Courtyard Center
Plano, Texas

Farmersville Campus

Frisco Campus

McKinney Campus

Plano Campus

Public Safety Training Center
McKinney, Texas

Rockwall Center

Technical Campus
Allen, Texas

Wylie Campus

iCollin
www.collin.edu

Board of Trustees

Andrew Hardin, *Chair*
Jay Saad, *Vice Chair*
Jim Orr, *Secretary*
Raj Menon, Ph.D., *Treasurer*
Cathie Alexander
Stacy Anne Arias
J. Robert Collins, Ph.D.
Greg Gomel
Megan Wallace

District President

H. Neil Matkin, Ed.D.
3452 Spur 399
P.O. Box 8021
McKinney, Texas 75070
P | 972.758.3800
F | 972.758.3807
nmatkin@collin.edu
www.collin.edu

OATH OF OFFICE, TRUSTEE PLACES 4, 5, 6

WORK SESSION: 5:30 p.m., Board Conference Room 135, CHEC.

DISCUSSION ITEM

- 1. TimelyCare Update - Melissa Irby, Chief Financial Officer
- 2. Student Loan Default Percentage Update - Dr. Jay Corwin, SVP Student and Community Engagement
- 3. Legislative Update - Mary McClure, Chief of Staff

CONVENE REGULAR MONTHLY MEETING: 5:40 p.m. or thereafter, Board Room 139, CHEC.

ADJOURNMENT TO CLOSED OR EXECUTIVE SESSION

Adjournment to Board Conference Room 135, CHEC, for closed or executive session pursuant to the Texas Government Code Chapter 551.001 *et seq.*, to wit:

Section 551.071 Consultation with Attorney

- a. Consultation with the college’s General Counsel on a matter in which the attorney has an ethical duty of confidentiality

Section 551.072 Deliberation Regarding Real Property

- a. Discuss the purchase, exchange, lease, or value of property available around existing college campuses and financing of potential future campus projects in the college's service area

Section 551.074 Personnel Matters

- a. Discuss appointment, employment, evaluation, reassignment, duties, discipline, or responsibilities of college employees, and self-evaluation of the Board of Trustees

Sections 551.082 and 551.0821 Certain Deliberation Regarding Student Disciplinary Matters

- a. Discuss disciplinary actions related to recent incident involving students

RECONVENE REGULAR MONTHLY MEETING: 7:00 p.m., Board Room 139, CHEC.

Reconvene into regular session and take any action necessary as a result of the closed or executive session.

- 1. Pledges of Allegiance

REPEAT OATH OF OFFICE, TRUSTEE PLACES 4, 5, 6

ELECTION OF BOARD OFFICERS

WELCOME STUDENT VISITORS

PRESENTATIONS

1. Congressional Presentation for the College's 40th Anniversary - U.S. Congressman Keith Self

PUBLIC COMMENT

Public comment cards are available and accepted on-site for one hour prior to the start of the meeting. Comment cards are not transferable to other speakers. All comments related to non-agenda items will be heard at the end of the Board Meeting. Comments addressing agenda items will be heard at the beginning of the meeting, in order of the corresponding agenda item, for the allotted thirty minutes or until all agenda-related comments have been heard. Speakers who submit public comment cards may have up to three minutes to address the Board. No presentation shall exceed three minutes, unless a translator is required, in which case up to six minutes can be used. The Board encourages but does not require delegations of more than five individuals to appoint one person to present the delegation's views before the Board.

CONSIDERATION OF CONSENT AGENDA

The purpose of the consent agenda is to allow the Board to identify and approve action items which require no additional information or discussion and for which there is unanimous approval to be enacted in one motion. Trustees receive agenda materials four days in advance of the meeting to prepare for the business to be conducted.

Approval of May 27, 2025 Consent Agenda Items

2025-05-2-C1

Approval of the Minutes of the April 25, 2025 Regular Meeting, and May 13, 2025 Special Called Meeting to Canvass Election Results

CONSIDERATION OF ACTION ON AGENDA ITEMS

2025-05-2-1

Consideration of Approval for the District President or His Designee to Execute Pre-Approved Contract Forms and All Other Documents to Approve McCarthy Building Companies, Inc.'s Guaranteed Maximum Price 2 and the Designated Owner's Contingency Funding for the Construction of the Health Sciences Building on the Frisco Campus

2025-05-2-2

Consideration of Approval of the Bid Report for May 27, 2025

PUBLIC COMMENTS ON NON-AGENDA ITEMS *(If required in accordance with HB 2840)*

INFORMATION REPORTS

Personnel Report for May 2025

Revenues and Expenses as of April 30, 2025

Statement of Net Position as of April 30, 2025

Monthly Investment Report as of April 30, 2025
AECOM Monthly Report for April 2025

PRESIDENT’S AND BOARD ANNOUNCEMENTS

Comments on: Workshops, Seminars, and Conferences taking place at the College;
Awards Received; Accomplishments, Appointments at the Local, State, and National
Level; Published Articles and Newspaper Reports; and Upcoming Events.

ADJOURNMENT

Andrew P. Hardin
Chairman, Board of Trustees

I certify that the notice for this meeting was posted on May 22, 2025 at 4:00 p.m., in
compliance with the Texas Open Meetings Act.



For the Board of Trustees

CONSENT AGENDA ITEMS TO BE CONSIDERED

2025-05-2-C1 Approval of the Minutes of the April 25, 2025 Regular Meeting, and May 13, 2025 Special Called Meeting to Canvass Election Results pg. 5

May 27, 2025

SUBJECT

Approval of the Minutes of the April 25, 2025 Regular Meeting, and May 13, 2025 Special Called Meeting to Canvass Election Results

RECOMMENDATION

The District President recommends approval of the minutes of the April 25, 2025 Regular Meeting, and May 13, 2025 Special Called Meeting to Canvass Election Results.

RESOURCE PERSONNEL

Donna Ludwig, Secretary to the Board of Trustees

ATTACHMENTS

- A) April 25, 2025 Regular Meeting Minutes
- B) May 13, 2025 Special Called Meeting to Canvass Election Results

Respectfully Submitted By:



Donna Ludwig, Secretary to the Board of Trustees

**Minutes of Regular Monthly Meeting
April 25, 2025**

**Board of Trustees
Collin County Community College District**

Collin County Community College District conducted a Work Session and its Regular Monthly Board of Trustees meeting on April 25, 2025, at the Collin Higher Education Center, 3452 Spur 399, McKinney, TX 75069 ("CHEC"), with Chair Andrew Hardin presiding. Trustees in attendance were Ms. Cathie Alexander, Ms. Stacy Arias, Dr. Robert Collins, Mr. Andrew Hardin, Dr. Raj Menon, Mr. Jim Orr, Mr. Jay Saad, and Ms. Megan Wallace. Mr. Greg Gomel was absent.

WORK SESSION

With a quorum of the Board of Trustees present, Chair Hardin called the Work Session to order at 9:00 a.m. in Board Conference Room 135 at CHEC.

DISCUSSION ITEMS

1. Legislative Update - Mary McClure, Chief of Staff

CONVENE REGULAR MONTHLY MEETING: 9:28 a.m., Board Room 139, CHEC.

ADJOURNMENT TO CLOSED OR EXECUTIVE SESSION

Chair Hardin adjourned the regular meeting to Board Conference Room 135, CHEC, for closed or executive session pursuant to the Texas Government Code Chapter 551.001 et seq., to wit at 9:29 a.m.

Section 551.071 Consultation with Attorney

- a. Consultation with the college's General Counsel on a matter in which the attorney has an ethical duty of confidentiality
- b. Consultation with the college's General Counsel regarding litigation in Cause No. 4:25-cv-00358, Cause No. 4:22-cv-01029, Cause No. 471-03631-2022, and anticipated litigation

Section 551.072 Deliberation Regarding Real Property

- a. Discuss the purchase, exchange, lease, or value of property available around existing college campuses and financing of potential future campus projects in the college's service area

Section 551.074 Personnel Matters

- a. Discuss appointment, employment, evaluation, reassignment, duties, discipline, or responsibilities of college employees, and self-evaluation of the Board of Trustees

RECONVENE REGULAR MONTHLY MEETING: 10:01 a.m., Board Room 139, CHEC.

1. Pledges of Allegiance

WELCOME STUDENT VISITORS

PRESENTATIONS

1. Trustee Recognition: Stacy Anne Arias - Dr. Neil Matkin, District President
2. Recognition Presentation - Dr. Neil Matkin, District President
3. Recognition of an Employee on the Occasion of their Retirement - Dr. Neil Matkin, District President
4. Phi Theta Kappa Recap of 2024-2025 - Dr. Dawn Richardson, Administrator of Collin's Alpha Mu Tau Chapter of Phi Theta Kappa
5. SkillsUSA: Texas State Leadership and Skills Conference 2025 Winners - Dr. Brenden Mesch, Provost, Technical Campus, and Dr. Mary McRae, Provost, Wylie and Farmersville Campuses

PUBLIC COMMENT

There was no public comment.

Approval of the April 25, 2025 Consent Agenda Items

2025-04-C1 Approval of the Minutes of the March 25, 2025 Regular Meeting

On motion of Trustee Menon, and second of Trustee Wallace, the April 25, 2025 Consent Agenda was approved by a vote of 8-0.

CONSIDERATION OF ACTION ON AGENDA ITEMS

2025-04-1 Report Out of the Campus Facilities and Construction Committee and Consideration of Approval for the District President or His Designee to Negotiate and Execute a Contract with G2 General Contractors for the Workforce Training Building Envelope Renovation at the McKinney Campus

Discussion: Stacy Arias, Chair of the Campus Facilities and Construction Committee, brought forth, in the form of a motion and second, the Committee's recommendation for approval for the District President or his designee to negotiate and execute a contract with G2 General Contractors for the Workforce training building envelope renovation at the McKinney Campus.

The motion was approved 8-0 as presented.

2025-04-2 Report Out of the Finance and Audit Committee and Consideration of Approval of the Proposed Internal Audit Plan and Estimate Presented by Weaver, a Texas-Based, Nationally Oriented Firm Specializing in Accounting and Consulting Services

Discussion: Trustee Saad, Chair of the Finance and Audit Committee, brought forth, in the form of a motion and second, the Committee's recommendation of the proposed Internal Audit Plan and estimate presented by Weaver, a Texas-based, nationally oriented firm specializing in accounting and consulting services.

The motion was approved 8-0 as presented.

2025-04-3 Consideration of Approval of Facility Naming in Connection with a Major Gift

On motion of Trustee Menon, and second of Trustee Saad, this item was approved by a vote of 8-0.

2025-04-4 Consideration of Approval of the Bid Report for April 25, 2025

Discussion: Melissa Irby, Chief Financial Officer, presented the Bid Report for April 25, 2025, which included four new solicitations:

Contract Revisions	
Purchase Request #1 Fire Alarm and Fire Suppression Systems	\$ 50,000
Purchase Request #2 Learning Management System	750,000
Purchase Request #3 CAVE Display System	165,000
Total of Contract Revisions	<u>965,000</u>
Grand Total	\$ <u>965,000</u>

On motion of Trustee Menon, and second of Trustee Saad, this item was approved by a vote of 8-0.

PUBLIC COMMENT

There was no additional public comment.

INFORMATION REPORTS

- League for Innovation Excellence Award Recipients 2025
- NISOD Excellence Award Recipients 2025
- Personnel Report for April 2025
- Revenues and Expenses as of March 31, 2025
- Statement of Net Position as of March 31, 2025
- Monthly Investment Report as of March 31, 2025
- AECOM Monthly Report for March 2025

PRESIDENT’S AND BOARD ANNOUNCEMENTS

Comments on: workshops, seminars, and conferences taking place at the College; awards received; accomplishments and appointments at the local, state, and national level; published articles and newspaper reports; upcoming events; and recent news.

ADJOURNMENT

Chair Hardin adjourned the meeting of the Board of Trustees of Collin County Community College District at 11:10 a.m.

**Minutes of Special Called Meeting to Canvass Election Results
May 13, 2025**

**Board of Trustees
Collin County Community College District**

Collin County Community College District conducted a Special Called Meeting to Canvass Election Results on Tuesday, May 13, 2025, at the Collin Higher Education Center, 3452 Spur 399, McKinney, TX 75069 ("CHEC"), with Chair Andy Hardin presiding. Trustees in attendance were Ms. Cathie Alexander, Dr. Robert Collins, Mr. Andrew Hardin, Dr. Raj Menon, and Mr. Jay Saad. Ms. Stacy Arias, Mr. Greg Gomel, Mr. Jim Orr, and Ms. Megan Wallace were absent.

CALL TO ORDER: 12:02 p.m., Board Room 139, CHEC.

1. Pledges of Allegiance

PUBLIC COMMENT

There was no public comment

CONSIDERATION OF ACTION ON AGENDA ITEMS

2025-05-1-1 Approval of Report to the Board of Trustees Concerning the Results of the May 3, 2025 Election for Trustee Places 4, 5, and 6

On motion of Trustee Alexander, and second of Trustee Menon, this item was approved by a vote of 5-0.

2025-05-1-2 Approval of a Resolution Canvassing Returns and Declaring Election Results of the May 3, 2025 Election for Trustee Places 4, 5, and 6

On motion of Trustee Alexander, and second of Trustee Menon, this item was approved by a vote of 5-0.

ADJOURNMENT

Chair Hardin adjourned the meeting of the Board of Trustees of Collin County Community College District at 12:07 p.m.

Collin County Community College District Board of Trustees

2025-05-2-1

May 27, 2025

Resource: Dr. Bill King
Executive Vice President

AGENDA ITEM: Consideration of Approval for the District President or His Designee to Execute Pre-Approved Contract Forms and All Other Documents to Approve McCarthy Building Companies, Inc.'s Guaranteed Maximum Price 2 and the Designated Owner's Contingency Funding for the Construction of the Health Sciences Building on the Frisco Campus

DISCUSSION: The District is constructing a new, three-story Health Sciences Building on the Frisco Campus, designed to include classrooms, clinical laboratories, faculty offices, conference rooms, and collaboration areas for students.

The Construction Manager at Risk (CMAR) delivery method was selected as the delivery method for this project at the regularly scheduled Board meeting on January 24, 2024. Upon completion of a solicitation process, the Board of Trustees authorized the District President to negotiate and enter into a CMAR contract with McCarthy Building Companies, Inc.

The Board of Trustees approved GMP 1 in the amount of \$11,311,322 at the regularly scheduled Board Meeting on February 25, 2025. GMP 1 scope included the below-grade mechanical, electrical, and plumbing work and below-grade foundations up to slab-on-grade development.

McCarthy Building Companies, Inc. has provided a proposal for GMP 2 that is within the established project budget and timeline parameters for the building to be ready for the Spring 2027 classes. GMP 2 includes all remaining scope of work for the full buildout. Upon approval of GMP 2, the previously executed contract will be amended allowing for the issuance of a Notice to Proceed to commence the Construction Phase of the contract for the GMP 2 scope of work.

The amount of the GMP 2 is \$55,051,829, which includes \$52,551,829 for construction costs and \$1,500,000 of owner's contingency.

**DISTRICT PRESIDENT'S
RECOMMENDATION:**

The District President recommends approval of the Guaranteed Maximum Price 2 in the amount of \$55,051,829, which includes \$52,551,829 for construction costs and \$1,500,000 of owner's contingency for the construction of the Health Sciences Building on the Frisco Campus.

SUGGESTED MOTION:

"Mr. Chairman, I make a motion that the Board of Trustees of Collin County Community College District approves the District President or designee to execute pre-approved contract forms and all other documents to approve McCarthy Building Companies, Inc.'s Guaranteed Maximum Price 2 in the amount of \$55,051,829, which includes \$52,551,829 for construction costs and \$1,500,000 of owner's contingency for the construction of the Health Sciences Building on the Frisco Campus."

Collin County Community College District Board of Trustees

2025-05-2-2

May 27, 2025

Resource: Melissa Irby
Chief Financial Officer

AGENDA ITEM: Consideration of Approval of the Bid Report for May 27, 2025

DISCUSSION: The Bid Report for May:

2 New Solicitations
2 Contract Revisions

DISTRICT PRESIDENT'S RECOMMENDATION: The District President recommends approval of the Bid Report for May 27, 2025, as presented.

SUGGESTED MOTION: "Mr. Chairman, I make a motion that the Board of Trustees of Collin County Community College District approves the Bid Report for May 27, 2025, as presented."

New Solicitations

Purchase Request #1 – pg. 13 Audiovisual Technology for Modern Healthcare	\$ 332,000
Purchase Request #2 – pg. 14 Dental Supplies, Equipment, Installation, and Related Services	130,000
Total New Solicitations	<u>462,000</u>

Contract Revisions

Purchase Request #3 – pg. 15 Plumbing Fixtures and Supplies	75,000
Purchase Request #4 – pg. 16 Food Products and Supplies	180,000
Total Contract Revision	<u>255,000</u>

Grand Total \$ 717,000

ADMINISTRATION RECOMMENDATION/REPORT

The District President recommends that the Board of Trustees approves a contract for the purchase of audiovisual technology for modern healthcare from Intelligent Video Solutions for the Health Science Department.

BACKGROUND

Simulation-based education has revolutionized healthcare training over the past two decades. Beyond traditional lectures and textbooks, it offers adaptable, hands-on learning tailored to diverse student abilities.

Request for Proposal Number FY2025-RFP-018 was issued to procure audiovisual technology for modern healthcare for the Health Science Department. Two responses were received and evaluated by a team consisting of Health Science and IT staff. The proposal submitted by Intelligent Video Solutions is being recommended as the best value to the District, based upon evaluation scores.

IMPACT OF THIS ACTION

The installation of the new system will significantly enhance simulation scenarios in several ways. Faculty and staff will have access to advanced software and audiovisual technology, enabling them to deliver teaching to the highest standards. Additionally, students will have the opportunity to debrief scenarios through video playback, reinforcing and solidifying their clinical expertise. The use of mobile cameras will provide audio-visual capabilities in spaces that lack permanent camera setups, enabling detailed instruction. This flexibility enhances both student outcomes and overall learning experiences.

BUDGET INFORMATION (INCLUDING ANY STAFFING IMPLICATIONS)

This purchasing request is for spend authorization of \$332,000, which is budgeted in the Nursing Shortage Reduction Grant and the Health Science Department's FY25 operating budget.

RESOURCE PERSONNEL

Dr. Abe Johnson, SVP Campus Operations
972-985-3760

ADMINISTRATION RECOMMENDATION/REPORT

The District President recommends that the Board of Trustees approves the contract for dental supplies, equipment, installation, and related services from Patterson Dental Supply, Inc. for the Dental Hygiene Department.

BACKGROUND

Patterson Dental Supply, Inc. provides discounted dental products, personal protective equipment (PPE), and other supplies for the Dental Hygiene program. The initial expectation was that the annual contract spend would remain under \$100,000. However, due to increased student enrollment and the need to replace aging equipment, the annual spend is now projected to exceed that amount.

Reference Number SCON-101133 was issued to track contract spending for dental supplies, equipment, installation, and related services. Patterson Dental Supply, Inc. has a contract through the E&I cooperative purchasing program to provide dental supplies, equipment, installation, and related services, Contract Number EI00077. The contract complies with the competitive procurement requirements outlined in Section 44.031 of the Texas Education Code, as permitted through Section 791.011 of the Texas Government Code.

IMPACT OF THIS ACTION

The dental products, equipment, and supplies are essential for the dental hygiene program, which teaches students to perform clinical procedures, oral cancer screenings, dental nutritional counseling, and to identify potential health problems. There has been a recent increase in student enrollment and there is a need to replace aging equipment.

BUDGET INFORMATION (INCLUDING ANY STAFFING IMPLICATIONS)

This purchasing request is for spend authorization of \$130,000, which is budgeted in the Dental Hygiene Department's FY25 operating budget. The FY25 annual spend amount to date is \$99,001.

MONITORING AND REPORTING TIMELINE

The contract term is September 1, 2024 through August 31, 2025.

RESOURCE PERSONNEL

Dr. Abe Johnson, SVP Campus Operations
972-985-3760

ADMINISTRATION RECOMMENDATION/REPORT

The District President recommends that the Board of Trustees approves the expenditure of additional funds for the purchase of plumbing fixtures and supplies for the District from Johnson Burks Supply Co., Inc.

BACKGROUND

Johnson Burks Supply Co., Inc. is a Texas-based distributor of plumbing fixtures, tools, and related supplies, supporting the District with materials used in facility maintenance and construction projects.

Reference Number SCON-100982 was issued to track the contract spend on plumbing fixtures and supplies. Johnson Burks Supply Co., Inc. has a contract through McKinney ISD to provide plumbing fixtures and supplies, Contract Number RFP2023-616. The contract complies with the competitive procurement requirements outlined in Section 44.031 of the Texas Education Code, as permitted through Section 791.011 of the Texas Government Code.

IMPACT OF THIS ACTION

The increase to this contract will allow the Facilities Department to purchase additional supplies necessary to support expanded maintenance operations across the District, including services for student housing.

BUDGET INFORMATION (INCLUDING ANY STAFFING IMPLICATIONS)

The Board has approved a total spend authorization of \$300,000. This purchasing request is for an additional spend authorization of \$75,000, which is budgeted in the Facilities Department's FY25 operating budget. The current contract spend is \$281,803.

MONITORING AND REPORTING TIMELINE

The contract term is September 1, 2024 through August 31, 2025.

RESOURCE PERSONNEL

Dr. Bill King, Executive Vice President
972-758-3880

ADMINISTRATION RECOMMENDATION/REPORT

The District President recommends that the Board of Trustees approves the expenditure of additional funds for the purchase of food products and supplies from US Foods Inc., Ben E. Keith Company, and Sysco North Texas for the District.

BACKGROUND

This contract was established to supply the cafés, catering services, and the Culinary Arts program with quality food to serve the District.

Reference Number SCON-101083 was issued to track the contract spend for food products and supplies. US Foods Inc., Ben E. Keith Company, and Sysco North Texas have contracts through the Sourcewell cooperative contracts program to provide food and related disposables, Contract Numbers #040522-USF, 040522-BEK, and #040522-SYC. The contracts comply with the competitive procurement requirements outlined in Section 44.031 of the Texas Education Code, as permitted under Section 791.011 of the Texas Government Code.

IMPACT OF THIS ACTION

Approval of this contract increase will ensure that food services can stay committed to their goal of serving the District with excellent meals, and the Culinary Arts program will have the products needed in their labs.

BUDGET INFORMATION (INCLUDING ANY STAFFING IMPLICATIONS)

The Board has approved a total spend authorization of \$750,000. This purchasing request is for an additional spend authorization of \$180,000, which is budgeted in the various departments' FY25 operating budgets. Current contract spend is \$732,224.

MONITORING AND REPORTING TIMELINE

The contract term is September 1, 2024 through August 31, 2025.

RESOURCE PERSONNEL

Melissa Irby, Chief Financial Officer
972-758-3831

INFORMATION REPORTS

- Personnel Report for May 2025 pg. 18
- Revenues and Expenses as of April 30, 2025 pg. 22
- Statement of Net Position as of April 30, 2025 pg. 23
- Monthly Investment Report as of April 30, 2025 pg. 24
- AECOM Monthly Report for April 2025 pg. 54

Collin County Community College District Board of Trustees

Personnel Report for May 27, 2025

Administrative Appointments

Name	Start Date	Title	Department	Reason
Emily Adams	05/26/25	N: Director of Procurement and Contract Administration O: Assistant Director of Procurement	N: Purchasing O: Purchasing	Replacement Jennifer Wright
Gregory Forge	05/01/25	N: Associate Dean, Academic/Workforce Programs O: Dean of Student and Enrollment Services Immersion	N: Associate Dean Academic/Workforce Programs O: District Student & Enrollment Services	Replacement Kyle Bellue
Natalie Greenwell	05/01/25	N: Associate Vice President, Continuing Education O: Executive Director, Grants Management	N: Continuing Professional Development O: Grants Management	Promotion
Allison Venuto	04/29/25	N: Interim Chief Human Resources Officer O: Associate Vice President, Training and Development	N: Human Resources O: Human Resources	Reorganization
Cynthia White	05/26/25	N: Special Assistant to the Executive Director of Procurement Services O: Executive Director of Procurement Services	N: Purchasing O: Purchasing	Reorganization
Caryn Wilson	05/01/25	N: Dean Student and Enrollment Services O: Associate Dean, Student and Enrollment Services	N: District Student & Enrollment Services O: Associate Dean Student & Enrollment Services	Promotion
Jennifer Wright	05/26/25	N: Executive Director of Procurement Services O: Director of Procurement and Contract Administration	N: Purchasing O: Purchasing	Replacement Cynthia White

Staff Appointments

Name	Start Date	Title	Department	Reason
Angelica Arroyos	04/21/25	Procurement Quartermaster	Police	Replacement Rita Fernaine
Alexis Barge	05/05/25	District College and Career Counselor	Admissions & Advising	Replacement Celeste Sarpalius

Steven Cruz	04/21/25	Manager, Fire Training Facilities and Compliance	Fire Protection Technology	New position
Maria Flores	05/05/25	Student Enrollment Specialist	Admissions & Advising	Replacement Ruth Morales Marrero
Alice Green	05/01/25	Associate Registrar	Registration & Records	Replacement Shane Apple
Sophie Hargrave	05/19/25	Development Officer	Development Office	New position
Sahasraksha Katukuri	03/24/25	Web Developer /Administrator	eLearning Centers	Replacement Manav Kiran Jain
Shanna Livers	05/27/25	Assistant Director, Adult Education and Literacy	Grants and Contracts	New position
Amy Liu	05/27/25	Administrative Assistant	Workforce	Replacement Jazmine Hurst
Daine Love	05/27/25	Administrative Assistant	Academic Affairs	Replacement Shanice Bellot
Natalie Mangham	05/12/25	District College & Career Counselor	Student & Enrollment Services	Replacement Michelle Nguyen
Stephen Owens	04/28/25	Videographer/Editor	Communications	Replacement Jory Johnson
Jimmy Revely	05/19/25	Electrician Journeyman	Physical Plant Support Services	Replacement Jason Woodruff
Antonette Robles	06/02/25	Lab Instructor	Biology	Replacement Eric Haas
Jorge Romero	04/14/25	HVAC Technician Trainee	Facilities Preventative Maintenance	Replacement John Fuller
Theresa Schlichthorn	05/27/25	Assistant to the Dean Academic Affairs/ Workforce	Weekend College	Replacement Luanne Stringham
Guy Schwarz	04/07/25	Collin Police Officer	Police	Replacement Paul Kovach
Marco Trombetta	04/07/25	Police Communications Specialist	Police	New position
Thomas Wadley	04/21/25	Grounds Specialist	Grounds Maintenance	Replacement Benjamin Perzynski
Jerimee Washington	04/08/25	District College and Career Counselor	Admissions & Advising	Replacement Sandy Suvannachakkham

Promotions and Changes

Name	Start Date	Title	Department	Reason
John Fuller	05/05/25	N: HVAC Automation Controls Technician O: Operator/Maintenance HVAC Technician	N: Physical Plant Support Services O: Facilities Preventative Maintenance	Replacement Daniel Aquino
Katrina Girgis	05/12/25	N: Collin Police Cadet O: Police Communications Specialist	N: Police O: Police	Promotion

Henry Peeples	04/28/25	N: ERP Application Developer O: Associate ERP Application Developer	N: Technology Services, Software Support O: Technology Services Software Support	Promotion
Amy Walker	05/01/25	N: Coordinator, Scholarships O: Administrative Assistant	N: Development Office O: Communications	Promotion

Resignations and Separations

Name	Last Day	Service	Title	Department	Reason
Audri Craft	05/31/25	4	Professor, Diagnostic Medical Sonography	Diagnostic Medical Sonography	Resignation
Kayla Dickenson	05/27/25	2	District College and Career Counselor	Admissions & Advising	Resignation
Nicholas Eckel	05/16/25	1	Instructional Technologist	eLearning Centers	Resignation
Ralph Gibbs	05/31/25	1	Professor, Electronic Engineering Technology	Electronic Engineering Technology	Resignation
Elise Gordon	05/27/25	3	Help Desk Analyst	Campus Technology Services	Resignation
Katherine Hedberg	05/31/25	4	Professor, Engineering	Engineering	Resignation
Pamela Jefferson	04/30/25	2	Coordinator II, Accounts Receivable	CFO, Finance & Budgeting	Resignation
Lauren Jones	04/17/25	1	Coordinator, Culinary Arts	Culinary Arts	Resignation
Sahasraksha Katukuri	04/03/25	<1	Web Developer/Administrator	eLearning Centers	Resignation
Kryssa McKenzie-Hastings	04/30/25	2	Administrative Assistant	Construction Administration	Resignation
Mi Li Kim	05/14/25	1	Human Resources Coordinator, Benefits	Human Resources	Resignation
Gideon Kuwa	04/30/25	3	Facility Operations Assistant	Physical Plant Support Services	Separation
Ricardo Gonzalez	05/30/25	3	Veterans Services Specialist	Veteran Services	Resignation
Stephen Lingrell	05/30/25	10	Reference Access Librarian	Library	Resignation
Renee Long	05/02/25	10	Executive Assistant	Office - Provost	Resignation
Kelly Martin	05/08/25	3	Counselor	Student Services	Resignation
Jennifer Matranga	04/30/25	8	Professor, Nursing	Nursing	Resignation

Zachary McClure	05/12/25	2	Technology Specialist	Campus Technology Services	Separation
Shannan Mellor	05/28/25	1	Administrative Assistant	Academic Services	Resignation
Mariam Musallam	04/22/25	<1	Graduation Specialist	Registration & Records	Resignation
Aditi Nagar	05/16/25	5	Professor, Chemistry	Chemistry	Resignation
Kathryn Parker	04/04/25	3	Advisor, Disability Services I	Access	Resignation
Edgar Parrott	05/02/25	<1	Police Communications Specialist	Police	Separation
Bobbie Rivas	05/02/25	1	Accounts Receivable Associate	CFO, Finance & Budgeting	Resignation
Linda Salazar-Moya	04/30/25	8	Administrative Assistant	Academic Services	Resignation
Sean Sweeden	05/23/25	7	Program Coach, Workforce	Workforce	Resignation
Ann Widmer	05/23/25	<1	Distance Learning and Digital Navigation Lead	Administrative Operating	Resignation

Collin College
GASB Statement of Revenues, Expenses, Changes in Net Position
For the Period Ending
April 30, 2025

	Year-To-Date Actuals (66.7% Elapsed)										
	Budget All Funds	FD100-FD125 Unrestricted (Includes Innovation, SAFAC)	FD130 Debt Stabilization	FD200-FD215 Restricted (Includes Cost Share and Other Restricted)	FD300 Auxiliary	FD500 Building	FD600-FD610 Bond (Includes 2018, 2020, and 2024 Bonds)	FD700-FD710 Debt Service (Includes Revenue Bond Debt Service)	FD900 Investment in Plant	Total All Funds	
Revenues											
Tuition & fees, net	\$ 55,629,782	\$ 57,540,519	\$ -	\$ 2,442,060	\$ -	\$ -	\$ -	\$ -	\$ -	\$ 59,982,579	108%
Federal grants and contracts	7,368,355	99,696	-	1,952,837	-	-	-	-	-	2,052,533	28%
State grants and contracts	2,426,743	-	-	798,870	-	-	-	-	-	798,870	33%
Non-governmental grants and contracts	-	-	-	50,127	-	-	-	-	-	50,127	0%
Sales and services of educational enterprises	795,000	503,041	-	-	-	-	-	-	-	503,041	63%
Auxiliary enterprises	5,359,300	-	-	-	4,353,343	-	-	-	-	4,353,343	81%
Other operating revenue	500,000	462,458	-	-	-	-	-	-	-	462,458	92%
Total operating revenues	\$ 72,079,180	\$ 58,605,714	\$ -	\$ 5,243,894	\$ 4,353,343	\$ -	\$ -	\$ -	\$ -	\$ 68,202,951	95%
Expenses											
Operating expenses											
Instruction	\$ 132,650,466	79,203,045	\$ -	\$ 5,277,186	\$ -	\$ -	\$ -	\$ -	\$ -	\$ 84,480,231	64%
Public service	632,900	77,304	-	140,759	-	-	-	-	-	218,063	34%
Academic support	38,098,757	20,092,539	-	1,456,616	-	-	-	-	-	21,549,155	57%
Student services	25,412,788	13,873,047	-	1,155,170	-	-	-	-	-	15,028,217	59%
Institutional support	59,375,249	34,848,500	2,221	2,810,511	-	2,596	3,967	408	-	37,668,203	63%
Operation and maintenance of plant	115,709,635	17,130,823	-	-	-	-	-	-	-	17,130,823	15%
Scholarships	19,310,468	(10,333,333)	-	44,723,419	-	-	-	-	-	34,390,086	178%
Auxiliary enterprises	7,661,001	-	-	-	4,700,488	-	-	-	-	4,700,488	61%
Depreciation	26,177,164	-	-	-	-	-	-	15,796,910	-	15,796,910	60%
Total operating expenses	\$ 425,028,428	\$ 154,891,925	\$ 2,221	\$ 55,563,661	\$ 4,700,488	\$ 2,596	\$ 3,967	\$ 408	\$ 15,796,910	\$ 230,962,176	54%
Operating income (loss)	\$ (352,949,248)	\$ (96,286,211)	\$ (2,221)	\$ (50,319,767)	\$ (347,145)	\$ (2,596)	\$ (3,967)	\$ (408)	\$ (15,796,910)	\$ (162,759,225)	46%
Non-operating revenues (expenses)											
State appropriations	\$ 74,864,904	\$ 46,760,966	\$ -	\$ 8,806,811	\$ -	\$ -	\$ -	\$ -	\$ -	\$ 55,567,777	74%
Ad valorem taxes:											
Taxes for maintenance and operations	163,334,003	162,784,278	-	-	-	-	-	-	-	162,784,278	100%
Taxes for general obligation bonds	13,826,700	-	-	-	-	-	-	13,581,262	-	13,581,262	98%
Federal grants & contracts	30,127,062	77,072	-	38,167,576	-	-	-	-	-	38,244,648	127%
State grant & contracts	3,916,924	-	-	3,692,859	-	-	-	-	-	3,692,859	94%
Gifts	16,825	16,825	-	-	-	-	-	-	-	16,825	100%
Investment income, net	18,300,000	5,236,759	2,619,844	65,566	-	3,786,944	3,903,335	1,660,198	-	17,272,646	94%
Interest on capital related debt	(25,904,201)	-	-	-	-	-	-	(13,837,457)	-	(13,837,457)	53%
Other non-operating revenues	100,000	-	-	-	-	-	-	-	-	-	0%
Other non-operating expenses	(512,889)	(700)	-	-	-	-	(508,389)	-	-	(509,089)	99%
Total non-operating revenues (expenses)	\$ 278,069,328	\$ 214,875,200	\$ 2,619,844	\$ 50,732,812	\$ -	\$ 3,786,944	\$ 3,394,946	\$ 1,404,003	\$ -	\$ 276,813,749	100%
Other changes											
Transfers in (out)	\$ 153,325,000	\$ (9,046,701)	\$ -	\$ -	\$ 337,632	\$ 9,001,997	\$ (9,001,997)	\$ 8,709,069	\$ -	\$ -	0%
Reserves	11,441,874	-	-	-	-	-	-	-	-	-	0%
Total other changes	\$ 164,766,874	\$ (9,046,701)	\$ -	\$ -	\$ 337,632	\$ 9,001,997	\$ (9,001,997)	\$ 8,709,069	\$ -	\$ -	0%
Increase (decrease) in net position	\$ 89,886,954	\$ 109,542,288	\$ 2,617,623	\$ 413,045	\$ (9,513)	\$ 12,786,345	\$ (5,611,018)	\$ 10,112,664	\$ (15,796,910)	\$ 114,054,524	127%
Net position beginning of year		28,304,749	85,963,640	8,104,117	1,809,437	129,244,374	6,397,450	23,629,684	259,216,573	542,670,024	
Net position for period ended Apr 2025		\$ 137,847,037	\$ 88,581,263	\$ 8,517,162	\$ 1,799,924	\$ 142,030,719	\$ 786,432	\$ 33,742,348	\$ 243,419,663	\$ 656,724,548	

Collin College
Statement of Net Position
April 2025

Ledger Account	April 30, 2025	April 30, 2024
Assets		
Current Assets		
Cash & Cash Equivalents	\$ 219,291,907	\$ 166,112,131
Restricted Cash & Cash Equivalents	57,244,190	27,285,815
Short-term Investments	147,663,548	144,488,863
Restricted Short-term Investments	122,069,093	14,568,093
Accounts Receivable, Net of Allowance	26,043,908	16,461,231
Taxes Receivables, Net of Allowance	696,770	608,265
Prepaid Expenses	247,287	157,886
Noncurrent Assets		
Long-term Investments	83,948,493	119,151,322
Restricted Long-term Investments	47,027,306	-
Lease Receivable	646,944	740,392
Plant & Equipment, Net	828,188,717	828,776,914
Total Assets	\$ 1,533,068,164	\$ 1,318,350,912
Deferred Outflows		
Deferred Outflows - Pension	30,264,099	31,383,950
Deferred Outflows - OPEB	20,726,322	34,968,451
Total Deferred Outflows	\$ 50,990,421	\$ 66,352,401
Liabilities		
Current Liabilities	53,520,992	41,532,924
Accounts Payable and Accrued Liabilities	3,748,046	1,422,360
Accrued Interest	7,671,683	4,560,345
Funds Held for Others	520,110	481,584
Unearned Revenue	11,725,003	7,808,854
Rebatable Arbitrage Liability	1,537,264	-
Accrued Compensable Absences - Current Portion	355,474	419,404
Lease and SBITA Liabilities - Current Portion	3,767,974	3,868,940
Bonds Payable - Current Portion	21,615,000	20,485,000
OPEB Liability - Current Portion	2,580,438	2,486,437
Noncurrent Liabilities	839,155,542	675,803,155
Accrued Compensable Absences	1,882,950	1,865,657
Deferred Compensation Liability	50,467	-
Lease and SBITA Liabilities	8,944,495	10,876,600
Net Pension Liability	65,943,440	57,614,710
Net OPEB Liability	89,672,303	93,153,606
Bonds Payable	672,661,887	512,292,581
Total Liabilities	\$ 892,676,533	\$ 717,336,078
Deferred Inflows		
Deferred Inflows		
Deferred Inflows - Pension	2,717,438	3,931,695
Deferred Inflows - OPEB	31,251,894	32,580,802
Deferred Inflows - Leases	688,171	817,287
Total Deferred Inflows	\$ 34,657,503	\$ 37,329,784
Total Net Assets	\$ 656,724,548	\$ 630,037,451

Collin County Community College District

Investment Report

As of April 30, 2025



M E E D E R

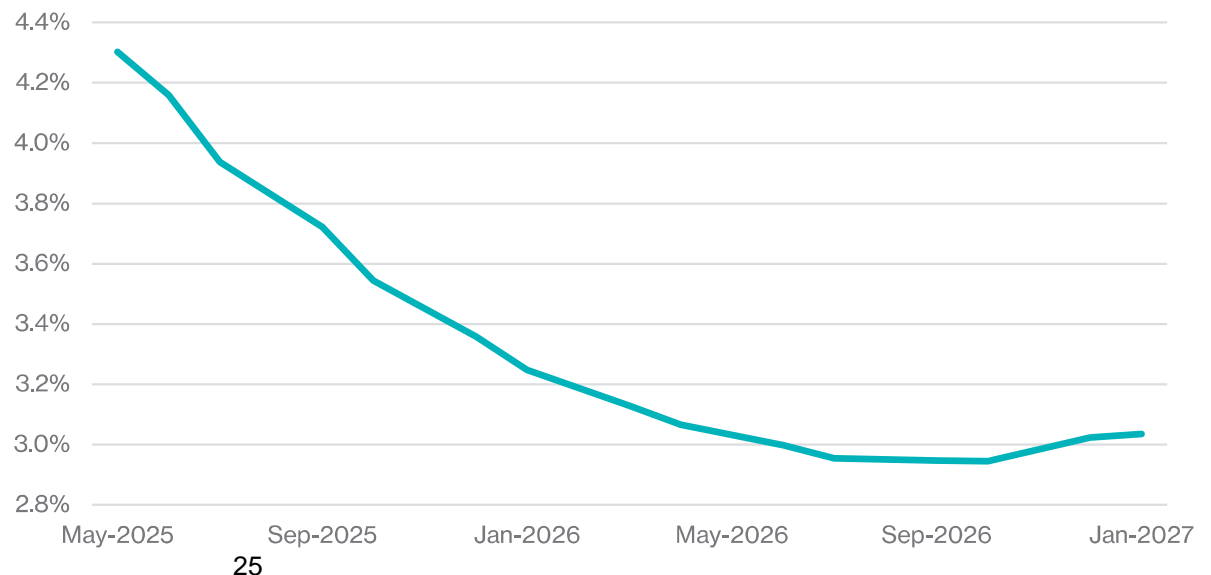
PUBLIC FUNDS

OBSERVATIONS AND EXPECTATIONS

- Tariff turmoil increased market volatility in early April and caused Q1 GDP to contract $-.3\%$
- Market participants are expecting about three Fed rate cuts this year...more next year
- Inflation remains sticky and above the Fed's 2% target; tariffs may bump inflation higher
- The labor market continues to be solid, with unemployment below its long-term average
- Intermediate-term interest rates were lower during April due to tariff uncertainty

- The Fed Funds futures market is expecting the Fed Funds rate to bottom around 3.0% this cycle.
- This is unlike the previous two cycles (Great Recession and COVID) which pushed the Fed Funds rate down to near zero.

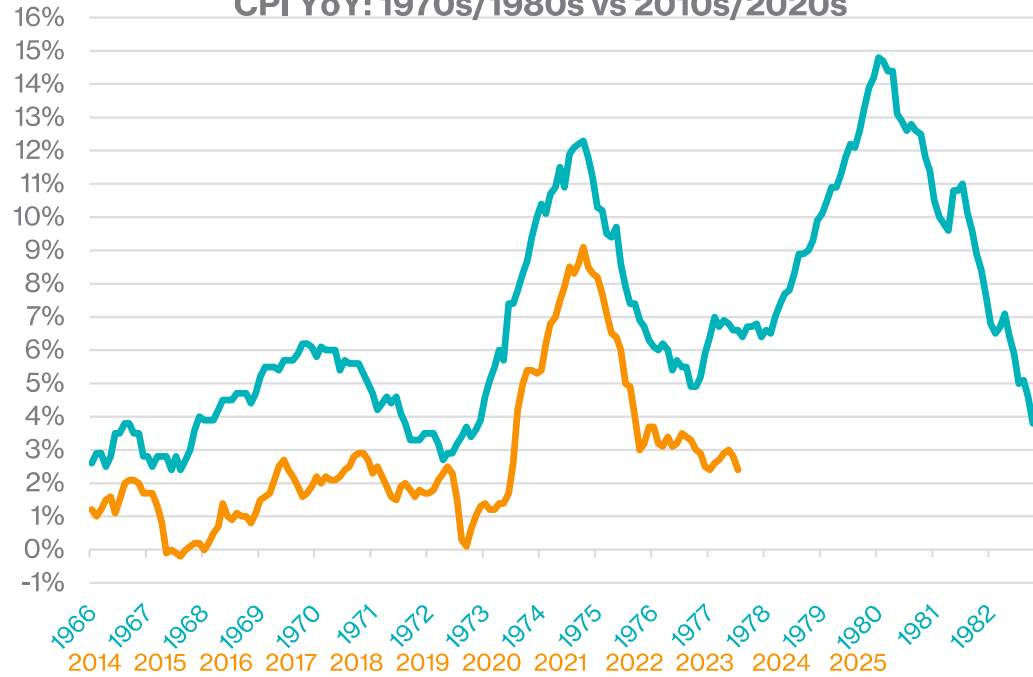
Fed Funds Futures Rates



SOURCES: BLOOMBERG, CME AS OF 4/30/25

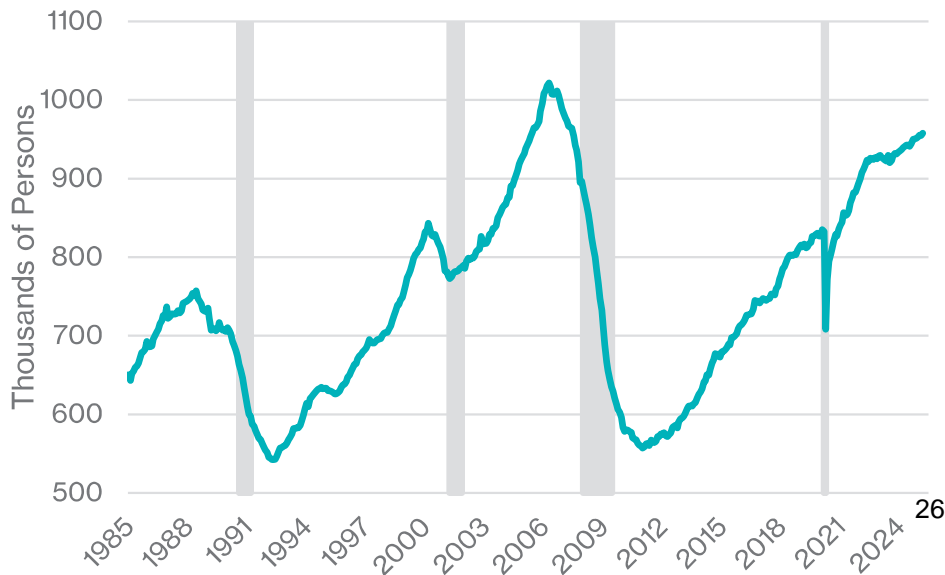
- Some market pundits believe inflation will follow a similar pattern as it did in the 1970s/80s and have a resurgence to higher levels.
- We don't expect that to happen due to the significantly different factors occurring now versus the 1970s/80s, such as demographics and technology.

CPI YoY: 1970s/1980s vs 2010s/2020s



SOURCES: BLOOMBERG, BUREAU OF LABOR STATISTICS

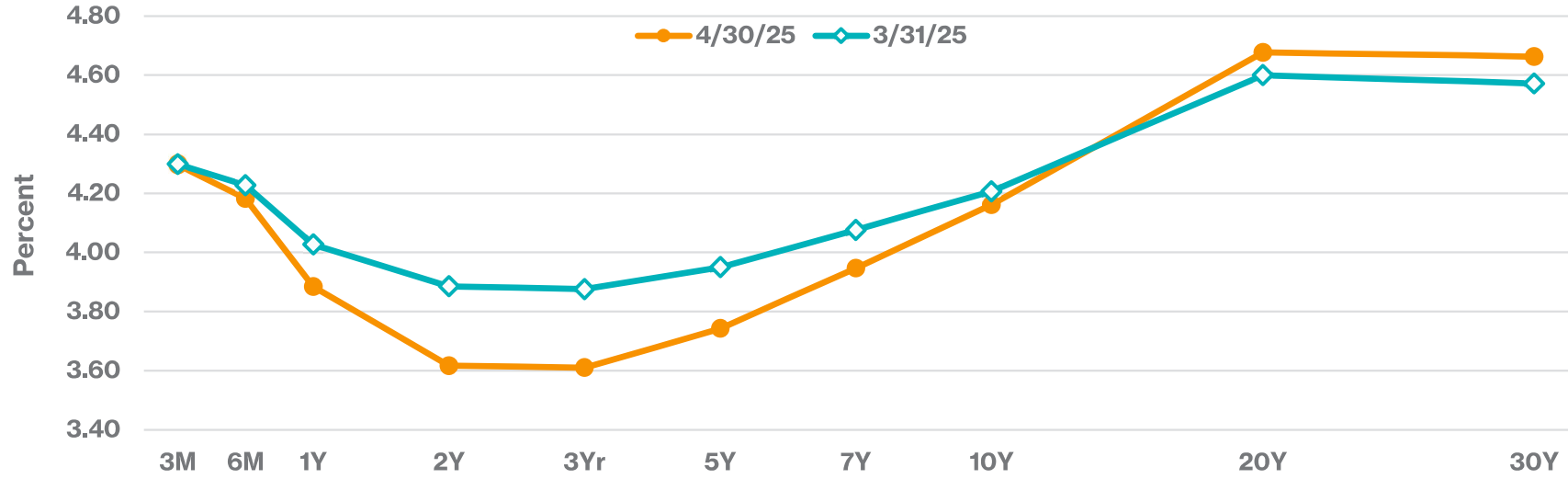
Residential Construction Employees



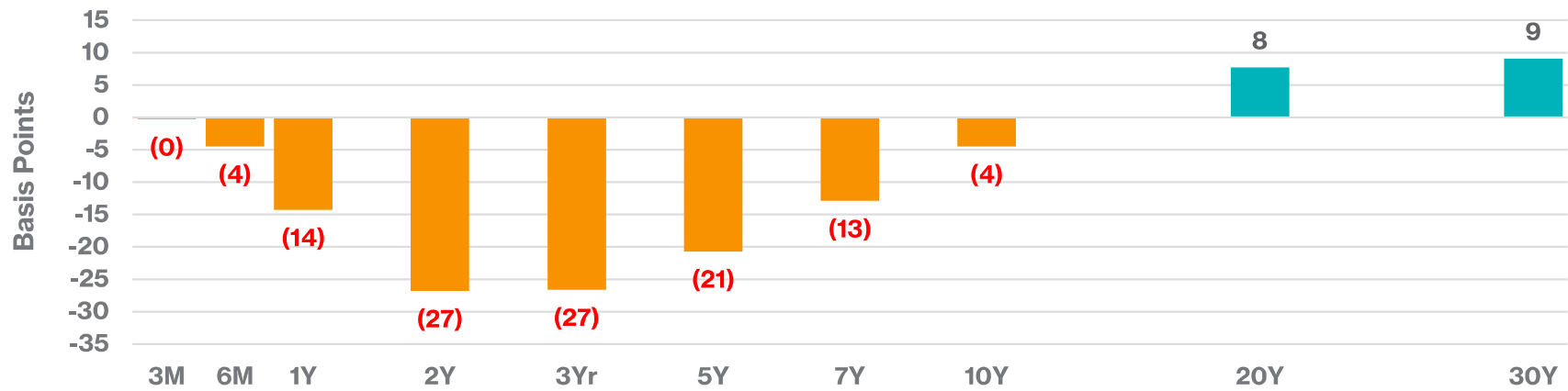
- Employment data are typically lagging economic indicators.
- Bucking this trend is the number of residential construction employees.
- In previous cycles, we've seen a decline in this category about a year before a recession (shaded areas). This indicator is still climbing.

SOURCES: BLOOMBERG, BUREAU OF LABOR STATISTICS

U.S. Treasury Yield Curve Change



Basis Point Change



Contents

Portfolio Summary	6
Portfolio Overview	7
Summary by Type	8
Position Statement	10
Cash Reconciliation Report	16
Transaction Statement	18
Amortization Schedule	20
Accrued Interest Schedule	23
Earnings by Fund	26



Portfolio Summary

4.38

Weighted Average Yield to Maturity

0.51

Weighted Average Maturity (Years)

0.60

Portfolio Effective Duration (Years)

0.51

Weighted Average Life (Years)

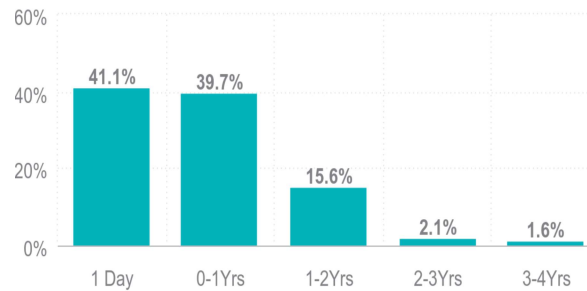
AA

Average Credit Rating

Portfolio Position

Par Value	\$680,549,595
Principal Cost	\$676,514,301
Book Value	\$678,886,019
Market Value	\$680,296,833
Unrealized Gain/Loss	\$1,410,814
Accrued Interest	\$3,512,934

Maturity Distribution



Sector Allocation



● LGIP	39.80%
● U.S. Treasuries	25.29%
● U.S. Agencies	17.63%
● Commercial Paper	15.99%
● Money Market Funds	1.28%
● Bank Deposits	0.01%

Portfolio Overview

SECURITY TYPE	PAR VALUE	MARKET VALUE	BOOK VALUE	% OF PORTFOLIO	DAYS TO MATURITY	YIELD
Bank Deposits	101,405.67	101,405.67	101,405.67	0.01%	1	0.00
LGIP	270,766,633.94	270,766,633.94	270,766,633.94	39.80%	1	4.40
Money Market Funds	8,681,555.39	8,681,555.39	8,681,555.39	1.28%	1	4.23
Commercial Paper	110,000,000.00	108,770,448.68	108,770,448.69	15.99%	92	4.51
U.S. Treasuries	171,500,000.00	172,030,469.05	171,221,966.79	25.29%	483	4.21
U.S. Agencies	119,500,000.00	119,946,320.00	119,344,008.26	17.63%	285	4.49
TOTAL	680,549,595.00	680,296,832.73	678,886,018.73	100.00%	187	4.38
CASH AND ACCRUED INTEREST						
Purchased Accrued Interest		59,041.47	59,041.47			
TOTAL CASH AND INVESTMENTS	680,549,595.00	680,355,874.20	678,945,060.20		187	4.38
TOTAL EARNINGS						
		CURRENT MONTH				
		2,504,304.84				

Summary by Type

SECURITY TYPE	# OF SECURITIES	PAR VALUE	BOOK VALUE	% OF PORTFOLIO	YIELD	DAYS TO FINAL MATURITY
2020 BOND SERIES						
LGIP	1	1,395,000.72	1,395,000.72	0.20	4.35	1
Money Market Funds	1	512,483.38	512,483.38	0.07	4.23	1
Commercial Paper	2	20,000,000.00	19,752,711.11	2.89	4.52	101
TOTAL	4	21,907,484.10	21,660,195.21	3.18	4.50	93

BUILDING						
LGIP	3	45,906,901.34	45,906,901.34	6.71	4.43	1
Money Market Funds	1	375,329.07	375,329.07	0.05	4.23	1
Commercial Paper	2	15,000,000.00	14,698,111.15	2.15	4.51	166
U.S. Treasuries	9	55,000,000.00	54,781,576.74	8.12	4.00	688
U.S. Agencies	1	10,000,000.00	10,022,879.41	1.49	4.10	226
TOTAL	16	126,282,230.41	125,784,797.71	18.53	4.22	338

DEBT SERVICE						
LGIP	1	2,871,696.07	2,871,696.07	0.42	4.35	1
Money Market Funds	1	160,197.14	160,197.14	0.02	4.23	1
Commercial Paper	2	25,000,000.00	24,778,147.22	3.62	4.45	74
TOTAL	4	28,031,893.21	27,810,040.43	4.09	4.43	66

OPERATING						
Bank Deposits	1	101,405.67	101,405.67	0.01	0.00	1
LGIP	4	152,313,990.34	152,313,990.34	22.28	4.37	1
Money Market Funds	1	5,807,393.66	5,807,393.66	0.85	4.23	1
U.S. Treasuries	3	20,500,000.00	20,440,150.31	3.01	4.59	190
U.S. Agencies	6	60,500,000.00	60,317,066.56	8.98	4.62	371
TOTAL	15	239,222,789.67	238,980,006.54	35.22	4.45	111

Summary by Type

SECURITY TYPE	# OF SECURITIES	PAR VALUE	BOOK VALUE	% OF PORTFOLIO	YIELD	DAYS TO FINAL MATURITY
REVENUE BOND						
LGIP	1	50,781,651.03	50,781,651.03	7.43	4.45	1
Money Market Funds	1	1,523,161.59	1,523,161.59	0.22	4.23	1
Commercial Paper	3	40,000,000.00	39,744,368.05	5.81	4.54	53
U.S. Treasuries	4	66,000,000.00	66,023,924.83	9.84	4.28	400
U.S. Agencies	1	19,000,000.00	18,999,662.99	2.82	4.25	233
TOTAL	10	177,304,812.62	177,072,768.49	26.08	4.38	187
STABILIZATION						
LGIP	1	17,497,394.44	17,497,394.44	2.56	4.35	1
Money Market Funds	1	302,990.55	302,990.55	0.04	4.23	1
Commercial Paper	1	10,000,000.00	9,797,111.15	1.43	4.50	167
U.S. Treasuries	4	30,000,000.00	29,976,314.90	4.47	4.16	491
U.S. Agencies	4	30,000,000.00	30,004,399.30	4.47	4.49	164
TOTAL	11	87,800,384.99	87,578,210.34	12.90	4.35	244
GRAND TOTAL	60	680,549,595.00	678,886,018.73	100.00	4.38	187

Position Statement

CUSIP	DESCRIPTION	TRADE DATE SETTLE DATE	PAR VALUE	PRINCIPAL COST PURCHASED INTEREST	TOTAL COST	YIELD TO MATURITY	MATURITY DATE	DAYS TO MATURITY	MARKET PRICE MARKET VALUE	UNREALIZED GAIN/LOSS BOOK VALUE	% OF MV	MOODY'S S&P RATING
2020 BOND SERIES												
LGIP												
TEXPOOL	TexPool	04/30/2025 04/30/2025	1,395,000.72	1,395,000.72 0.00	1,395,000.72	4.35		1	1.00 1,395,000.72	0.00 1,395,000.72	0.21	AAA
LGIP TOTAL			1,395,000.72	1,395,000.72 0.00	1,395,000.72	4.35		1	1.00 1,395,000.72	0.00 1,395,000.72	0.21	AAA
MONEY MARKET FUNDS												
31846V567	FIRST AMER:GVT OBLG,Z	04/30/2025 04/30/2025	512,483.38	512,483.38 0.00	512,483.38	4.23		1	1.00 512,483.38	0.00 512,483.38	0.08	Aaa AAA
MONEY MARKET FUNDS TOTAL			512,483.38	512,483.38 0.00	512,483.38	4.23		1	1.00 512,483.38	0.00 512,483.38	0.08	AAA
COMMERCIAL PAPER												
62479LT62	MUFG BANK NY 06/06/25	12/06/2024 12/06/2024	10,000,000.00	9,775,533.33 0.00	9,775,533.33	4.54	06/06/2025	37	99.56 9,955,600.00	0.00 9,955,600.00	1.46	P-1 A-1
55458EXE5	MACKINAC FUND- ING 10/14/25	04/14/2025 04/15/2025	10,000,000.00	9,777,555.56 0.00	9,777,555.56	4.50	10/14/2025	167	97.97 9,797,111.12	0.00 9,797,111.12	1.44	P-1 A-1
COMMERCIAL PAPER TOTAL			20,000,000.00	19,553,088.89 0.00	19,553,088.89	4.52		101	98.77 19,752,711.11	0.00 19,752,711.11	2.90	A-1
2020 BOND SERIES TOTAL			21,907,484.10	21,460,572.99 0.00	21,460,572.99	4.50		93	21,660,195.21	0.00 21,660,195.21	3.18	A+
BUILDING												
LGIP												
TEXSTAR	TexSTAR	04/30/2025 04/30/2025	3,277,580.18	3,277,580.18 0.00	3,277,580.18	4.36		1	1.00 3,277,580.18	0.00 3,277,580.18	0.48	AAA
TEXPOOL	TexPool	04/30/2025 04/30/2025	7,670,066.82	7,670,066.82 0.00	7,670,066.82	4.35		1	1.00 7,670,066.82	0.00 7,670,066.82	1.13	AAA
139999998	Texas Connect	04/30/2025 04/30/2025	34,959,254.34	34,959,254.34 0.00	34,959,254.34	4.45		1	1.00 34,959,254.34	0.00 34,959,254.34	5.14	NA
LGIP TOTAL			45,906,901.34	45,906,901.34 0.00	45,906,901.34	4.43		1	1.00 45,906,901.34	0.00 45,906,901.34	6.75	AAA
MONEY MARKET FUNDS												
31846V567	FIRST AMER:GVT OBLG,Z	04/30/2025 04/30/2025	375,329.07	375,329.07 0.00	375,329.07	4.23		1	1.00 375,329.07	0.00 375,329.07	0.06	Aaa AAA
MONEY MARKET FUNDS TOTAL			375,329.07	375,329.07 0.00	375,329.07	4.23		1	1.00 375,329.07	0.00 375,329.07	0.06	AAA



Position Statement

CUSIP	DESCRIPTION	TRADE DATE SETTLE DATE	PAR VALUE	PRINCIPAL COST PURCHASED INTEREST	TOTAL COST	YIELD TO MATURITY	MATURITY DATE	DAYS TO MATURITY	MARKET PRICE MARKET VALUE	UNREALIZED GAIN/LOSS BOOK VALUE	% OF MV	MOODY'S S&P RATING
COMMERCIAL PAPER												
63873JXA3	NATIXIS NY 10/10/25	01/14/2025 01/15/2025	5,000,000.00	4,836,222.22 0.00	4,836,222.22	4.52	10/10/2025	163	98.02 4,901,000.00	0.00 4,901,000.00	0.72	P-1 A-1
76582JXE9	RIDGEFIELD FNDNG 10/14/25	04/14/2025 04/15/2025	10,000,000.00	9,777,555.60 0.00	9,777,555.60	4.50	10/14/2025	167	97.97 9,797,111.15	0.00 9,797,111.15	1.44	NA NA
COMMERCIAL PAPER TOTAL			15,000,000.00	14,613,777.82 0.00	14,613,777.82	4.51		166	97.99 14,698,111.15	0.00 14,698,111.15	2.16	A+
U.S. TREASURIES												
91282CGA3	US TREASURY 4.000 12/15/25	12/05/2024 12/06/2024	5,000,000.00	4,986,132.80 0.00	4,986,132.80	4.28	12/15/2025	229	99.97 4,998,632.80	7,086.60 4,991,546.20	0.73	Aaa AA+
91282CJV4	US TREASURY 4.250 01/31/26	01/10/2025 01/13/2025	5,000,000.00	4,998,046.88 0.00	4,998,046.88	4.29	01/31/2026	276	100.15 5,007,421.90	8,824.27 4,998,597.63	0.74	Aaa AA+
91282CGV7	US TREASURY 3.750 04/15/26	04/14/2025 04/15/2025	10,000,000.00	9,975,000.00 0.00	9,975,000.00	4.01	04/15/2026	350	99.85 9,984,765.60	8,669.71 9,976,095.89	1.47	Aaa AA+
91282CJP7	US TREASURY 4.375 12/15/26	12/05/2024 12/06/2024	5,000,000.00	5,021,679.69 0.00	5,021,679.69	4.15	12/15/2026	594	101.07 5,053,710.95	36,314.39 5,017,396.56	0.74	Aaa AA+
91282CKJ9	US TREASURY 4.500 04/15/27	04/14/2025 04/15/2025	10,000,000.00	10,117,968.75 0.00	10,117,968.75	3.88	04/15/2027	715	101.66 10,165,625.00	50,241.87 10,115,383.13	1.49	Aaa AA+
91282CLG4	US TREASURY 3.750 08/15/27	09/05/2024 09/05/2024	4,000,000.00	4,011,406.25 0.00	4,011,406.25	3.65	08/15/2027	837	100.35 4,014,062.52	5,183.91 4,008,878.61	0.59	Aaa AA+
91282CFZ9	US TREASURY 3.875 11/30/27	12/12/2024 12/13/2024	5,000,000.00	4,966,015.62 6,919.65	4,972,935.27	4.12	11/30/2027	944	100.69 5,034,375.00	63,993.55 4,970,381.45	0.74	Aaa AA+
9128284V9	US TREASURY 2.875 08/15/28	09/05/2024 09/05/2024	6,000,000.00	5,840,625.00 0.00	5,840,625.00	3.60	08/15/2028	1,203	97.74 5,864,531.28	(2,434.87) 5,866,966.15	0.86	Aaa AA+
9128285M8	US TREASURY 3.125 11/15/28	12/12/2024 12/13/2024	5,000,000.00	4,818,750.00 12,085.64	4,830,835.64	4.14	11/15/2028	1,295	98.33 4,916,406.25	80,075.13 4,836,331.12	0.72	Aaa AA+
U.S. TREASURIES TOTAL			55,000,000.00	54,735,624.99 19,005.29	54,754,630.28	4.00		687	100.09 55,039,531.30	257,954.56 54,781,576.74	8.09	AA+
U.S. AGENCIES												
3130ATUC9	FHLBANKS 4.500 12/12/25	01/06/2023 01/10/2023	10,000,000.00	10,108,500.00 0.00	10,108,500.00	4.10	12/12/2025	226	100.26 10,026,200.00	3,320.59 10,022,879.41	1.47	Aaa AA+
U.S. AGENCIES TOTAL			10,000,000.00	10,108,500.00 0.00	10,108,500.00	4.10		226	100.26 10,026,200.00	3,320.59 10,022,879.41	1.47	AA+
BUILDING TOTAL			126,282,230.41	125,740,133.22 19,005.29	125,759,138.51	4.22		338	126,046,072.86	261,275.15 125,784,797.71	18.53	AA+

DEBT SERVICE

LGIP												
TEXPOOL	TexPool	04/30/2025 04/30/2025	2,871,696.07	2,871,696.07 0.00	2,871,696.07	4.35		1	1.00 2,871,696.07	0.00 2,871,696.07	0.42	AAA

Position Statement

CUSIP	DESCRIPTION	TRADE DATE SETTLE DATE	PAR VALUE	PRINCIPAL COST PURCHASED INTEREST	TOTAL COST	YIELD TO MATURITY	MATURITY DATE	DAYS TO MATURITY	MARKET PRICE MARKET VALUE	UNREALIZED GAIN/LOSS BOOK VALUE	% OF MV	MOODY'S S&P RATING
LGIP TOTAL			2,871,696.07	2,871,696.07 0.00	2,871,696.07	4.35		1	1.00 2,871,696.07	0.00 2,871,696.07	0.42	AAA
MONEY MARKET FUNDS												
31846V567	FIRST AMER:GVT OBLG;Z	04/30/2025 04/30/2025	160,197.14	160,197.14 0.00	160,197.14	4.23		1	1.00 160,197.14	0.00 160,197.14	0.02	Aaa AAA
MONEY MARKET FUNDS TOTAL			160,197.14	160,197.14 0.00	160,197.14	4.23		1	1.00 160,197.14	0.00 160,197.14	0.02	AAA
COMMERCIAL PAPER												
82124LT44	SHEFFIELD RECEIV 06/04/25	03/11/2025 03/12/2025	10,000,000.00	9,898,266.67 0.00	9,898,266.67	4.40	06/04/2025	35	99.59 9,958,822.22	0.00 9,958,822.22	1.46	P-1 NA
0347M2V86	ANGLESEA FDG 08/08/25	02/14/2025 02/18/2025	15,000,000.00	14,687,925.00 0.00	14,687,925.00	4.47	08/08/2025	100	98.80 14,819,325.00	0.00 14,819,325.00	2.18	P-1 A-1
COMMERCIAL PAPER TOTAL			25,000,000.00	24,586,191.67 0.00	24,586,191.67	4.45		74	99.11 24,778,147.22	0.00 24,778,147.22	3.64	AA-
DEBT SERVICE TOTAL			28,031,893.21	27,618,084.88 0.00	27,618,084.88	4.43		66	27,810,040.43	0.00 27,810,040.43	4.09	AA-

OPERATING

BANK DEPOSITS												
51532MEED	JPMorgan Chase Commercial Checking Account	04/30/2025 04/30/2025	101,405.67	101,405.67 0.00	101,405.67	0.00		1	1.00 101,405.67	0.00 101,405.67	0.01	NA NA
BANK DEPOSITS TOTAL			101,405.67	101,405.67 0.00	101,405.67	0.00		1	1.00 101,405.67	0.00 101,405.67	0.01	NA

LGIP												
TXRANGE	Texas Range Texas- DAILY Fund	04/30/2025 04/30/2025	5,854,154.11	5,854,154.11 0.00	5,854,154.11	4.34		1	1.00 5,854,154.11	0.00 5,854,154.11	0.86	AAA
TEXSTAR	TexSTAR	04/30/2025 04/30/2025	500,336.33	500,336.33 0.00	500,336.33	4.36		1	1.00 500,336.33	0.00 500,336.33	0.07	AAA
TEXPOOL	TexPool	04/30/2025 04/30/2025	109,217,349.07	109,217,349.07 0.00	109,217,349.07	4.35		1	1.00 109,217,349.07	0.00 109,217,349.07	16.05	AAA
139999998	Texas Connect	04/30/2025 04/30/2025	36,742,150.83	36,742,150.83 0.00	36,742,150.83	4.45		1	1.00 36,742,150.83	0.00 36,742,150.83	5.40	NA
LGIP TOTAL			152,313,990.34	152,313,990.34 0.00	152,313,990.34	4.37		1	1.00 152,313,990.34	0.00 152,313,990.34	22.39	AAA

MONEY MARKET FUNDS												
						35						



Position Statement

CUSIP	DESCRIPTION	TRADE DATE SETTLE DATE	PAR VALUE	PRINCIPAL COST PURCHASED INTEREST	TOTAL COST	YIELD TO MATURITY	MATURITY DATE	DAYS TO MATURITY	MARKET PRICE MARKET VALUE	UNREALIZED GAIN/LOSS BOOK VALUE	% OF MV	MOODY'S S&P RATING
31846V567	FIRST AMER:GVT OBLG:Z	04/30/2025 04/30/2025	5,807,393.66	5,807,393.66 0.00	5,807,393.66	4.23		1	1.00 5,807,393.66	0.00 5,807,393.66	0.85	Aaa AAA
MONEY MARKET FUNDS TOTAL			5,807,393.66	5,807,393.66 0.00	5,807,393.66	4.23		1	1.00 5,807,393.66	0.00 5,807,393.66	0.85	AAA
U.S. TREASURIES												
912828ZT0	US TREASURY 0.250 05/31/25	05/13/2022 06/15/2022	5,000,000.00	4,557,031.25 0.00	4,557,031.25	3.42	05/31/2025	31	99.63 4,981,640.65	(6,066.05) 4,987,706.70	0.73	Aaa AA+
91282CFP1	US TREASURY 4.250 10/15/25	11/22/2023 11/22/2023	8,000,000.00	7,905,937.50 0.00	7,905,937.50	4.90	10/15/2025	168	100.03 8,002,187.52	24,854.82 7,977,332.70	1.18	Aaa AA+
91282CGR6	US TREASURY 4.625 03/15/26	04/29/2024 04/29/2024	7,500,000.00	7,446,386.72 0.00	7,446,386.72	5.03	03/15/2026	319	100.56 7,542,187.50	67,076.58 7,475,110.92	1.11	Aaa AA+
U.S. TREASURIES TOTAL			20,500,000.00	19,909,355.47 0.00	19,909,355.47	4.59		190	100.13 20,526,015.67	85,865.36 20,440,150.31	3.02	AA+
U.S. AGENCIES												
3135G04Z3	FANNIE MAE 0.500 06/17/25	01/19/2023 01/23/2023	7,500,000.00	6,906,450.00 0.00	6,906,450.00	3.99	06/17/2025	48	99.51 7,463,100.00	(5,036.02) 7,468,136.02	1.10	Aaa AA+
3134GXZT4	FREDDIE MAC 4.000 07/14/25 '25 MTN	06/14/2022 07/14/2022	5,000,000.00	5,000,000.00 0.00	5,000,000.00	4.00	07/14/2025	75	99.86 4,993,150.00	(6,850.00) 5,000,000.00	0.73	Aaa AA+
3133EN7J3	FED FARM CR BNKS 3.875 02/02/26	01/27/2023 02/02/2023	7,500,000.00	7,472,550.00 0.00	7,472,550.00	4.01	02/02/2026	278	99.76 7,481,925.00	(11,145.31) 7,493,070.31	1.10	Aaa AA+
3133EP7C3	FED FARM CR BNKS 4.625 04/01/26	04/30/2024 04/30/2024	7,500,000.00	7,444,333.73 0.00	7,444,333.73	5.03	04/01/2026	336	100.65 7,548,375.00	74,977.28 7,473,397.72	1.11	Aaa AA+
3130AWTQ3	FHLBANKS 4.625 09/11/26	09/25/2023 09/25/2023	25,000,000.00	24,759,469.25 0.00	24,759,469.25	4.97	09/11/2026	499	101.15 25,288,500.00	399,269.29 24,889,230.71	3.72	Aaa AA+
3130AXU63	FHLBANKS 4.625 11/17/26	11/22/2023 11/22/2023	8,000,000.00	7,986,936.00 0.00	7,986,936.00	4.68	11/17/2026	566	101.36 8,108,800.00	115,568.20 7,993,231.80	1.19	Aaa AA+
U.S. AGENCIES TOTAL			60,500,000.00	59,569,738.98 0.00	59,569,738.98	4.62		371	100.64 60,883,850.00	566,783.44 60,317,066.56	8.95	AA+
OPERATING TOTAL			239,222,789.67	237,701,884.12 0.00	237,701,884.12	4.45		111	239,632,655.34	652,648.80 238,980,006.54	35.22	AAA

REVENUE BOND												
LGIP												
139999998	Texas Connect	04/30/2025 04/30/2025	50,781,651.03	50,781,651.03 0.00	50,781,651.03	4.45		1	1.00 50,781,651.03	0.00 50,781,651.03	7.46	NA
LGIP TOTAL			50,781,651.03	50,781,651.03 0.00	50,781,651.03	4.45		1	1.00 50,781,651.03	0.00 50,781,651.03	7.46	NA
MONEY MARKET FUNDS								36				

Position Statement

CUSIP	DESCRIPTION	TRADE DATE SETTLE DATE	PAR VALUE	PRINCIPAL COST PURCHASED INTEREST	TOTAL COST	YIELD TO MATURITY	MATURITY DATE	DAYS TO MATURITY	MARKET PRICE MARKET VALUE	UNREALIZED GAIN/LOSS BOOK VALUE	% OF MV	MOODY'S S&P RATING
31846V567	FIRST AMER:GVT OBLG,Z	04/30/2025 04/30/2025	1,523,161.59	1,523,161.59 0.00	1,523,161.59	4.23		1	1.00 1,523,161.59	0.00 1,523,161.59	0.22	Aaa AAA
MONEY MARKET FUNDS TOTAL			1,523,161.59	1,523,161.59 0.00	1,523,161.59	4.23		1	1.00 1,523,161.59	0.00 1,523,161.59	0.22	AAA
COMMERCIAL PAPER												
89119ATL2	TD 06/20/25	12/20/2024 12/20/2024	10,000,000.00	9,777,555.56 0.00	9,777,555.56	4.50	06/20/2025	51	99.39 9,938,888.89	(0.00) 9,938,888.89	1.46	P-1 A-1
06054NTL5	BOFA SECURITIES 06/20/25	12/20/2024 12/20/2024	15,000,000.00	14,664,816.67 0.00	14,664,816.67	4.52	06/20/2025	51	99.39 14,907,916.67	0.00 14,907,916.67	2.19	P-1 A-1
4497W0TR9	ING US FUNDING 06/25/25	12/20/2024 12/23/2024	15,000,000.00	14,657,299.95 0.00	14,657,299.95	4.57	06/25/2025	56	99.32 14,897,562.49	0.00 14,897,562.49	2.19	P-1 A-1
COMMERCIAL PAPER TOTAL			40,000,000.00	39,099,672.18 0.00	39,099,672.18	4.54		53	99.36 39,744,368.04	(0.00) 39,744,368.05	5.84	A-1
U.S. TREASURIES												
91282CJS1	US TREASURY 4.250 12/31/25	12/20/2024 12/23/2024	19,000,000.00	18,997,031.25 0.00	18,997,031.25	4.26	12/31/2025	245	100.12 19,022,265.72	24,207.74 18,998,057.98	2.80	Aaa AA+
91282CHH7	US TREASURY 4.125 06/15/26	12/20/2024 12/23/2024	18,500,000.00	18,460,253.91 16,771.98	18,477,025.89	4.28	06/15/2026	411	100.30 18,556,367.28	86,600.86 18,469,766.43	2.73	Aaa AA+
91282CHM6	US TREASURY 4.500 07/15/26	12/20/2024 12/23/2024	18,500,000.00	18,556,367.19 0.00	18,556,367.19	4.29	07/15/2026	441	100.80 18,647,421.88	103,833.89 18,543,587.99	2.74	Aaa AA+
91282CJP7	US TREASURY 4.375 12/15/26	12/20/2024 12/23/2024	10,000,000.00	10,015,234.38 9,615.38	10,024,849.76	4.29	12/15/2026	594	101.07 10,107,421.90	94,909.45 10,012,512.45	1.49	Aaa AA+
U.S. TREASURIES TOTAL			66,000,000.00	66,028,886.73 26,387.36	66,055,274.09	4.28		400	100.51 66,333,476.78	309,551.94 66,023,924.83	9.75	AA+
U.S. AGENCIES												
3133ERM99	FED FARM CR BNKS 4.250 12/19/25	12/20/2024 12/23/2024	19,000,000.00	18,999,475.60 6,729.17	19,006,204.77	4.25	12/19/2025	233	100.05 19,010,070.00	10,407.01 18,999,662.99	2.79	Aaa A-1+
U.S. AGENCIES TOTAL			19,000,000.00	18,999,475.60 6,729.17	19,006,204.77	4.25		233	100.05 19,010,070.00	10,407.01 18,999,662.99	2.79	AAA
REVENUE BOND TOTAL			177,304,812.62	176,432,847.13 33,116.53	176,465,963.66	4.38		187	177,392,727.44	319,958.95 177,072,768.49	26.08	AA
STABILIZATION												
LGIP												
TEXPOOL	TexPool	04/30/2025 04/30/2025	17,497,394.44	17,497,394.44 0.00	17,497,394.44	4.35		1	1.00 17,497,394.44	0.00 17,497,394.44	2.57	AAA
LGIP TOTAL			17,497,394.44	17,497,394.44 0.00	17,497,394.44	4.35		1	1.00 17,497,394.44	0.00 17,497,394.44	2.57	AAA

Position Statement

CUSIP	DESCRIPTION	TRADE DATE SETTLE DATE	PAR VALUE	PRINCIPAL COST PURCHASED INTEREST	TOTAL COST	YIELD TO MATURITY	MATURITY DATE	DAYS TO MATURITY	MARKET PRICE MARKET VALUE	UNREALIZED GAIN/LOSS BOOK VALUE	% OF MV	MOODY'S S&P RATING
MONEY MARKET FUNDS												
31846V567	FIRST AMER:GVT OBLG:Z	04/30/2025 04/30/2025	302,990.55	302,990.55 0.00	302,990.55	4.23		1	1.00 302,990.55	0.00 302,990.55	0.04	Aaa AAA
MONEY MARKET FUNDS TOTAL			302,990.55	302,990.55 0.00	302,990.55	4.23		1	1.00 302,990.55	0.00 302,990.55	0.04	AAA
COMMERCIAL PAPER												
76582JXE9	RIDGEFIELD FNDNG 10/14/25	04/14/2025 04/15/2025	10,000,000.00	9,777,555.60 0.00	9,777,555.60	4.50	10/14/2025	167	97.97 9,797,111.15	0.00 9,797,111.15	1.44	NA NA
COMMERCIAL PAPER TOTAL			10,000,000.00	9,777,555.60 0.00	9,777,555.60	4.50		167	97.97 9,797,111.15	0.00 9,797,111.15	1.44	NA
U.S. TREASURIES												
91282CGA3	US TREASURY 4.000 12/15/25	12/05/2024 12/06/2024	10,000,000.00	9,972,265.60 0.00	9,972,265.60	4.28	12/15/2025	229	99.97 9,997,265.60	14,173.20 9,983,092.40	1.47	Aaa AA+
91282CGV7	US TREASURY 3.750 04/15/26	04/14/2025 04/15/2025	5,000,000.00	4,987,500.00 0.00	4,987,500.00	4.01	04/15/2026	350	99.85 4,992,382.80	4,334.85 4,988,047.95	0.73	Aaa AA+
91282CJP7	US TREASURY 4.375 12/15/26	12/05/2024 12/06/2024	10,000,000.00	10,043,359.37 0.00	10,043,359.37	4.15	12/15/2026	594	101.07 10,107,421.90	72,628.79 10,034,793.11	1.49	Aaa AA+
91282CFZ9	US TREASURY 3.875 11/30/27	12/12/2024 12/13/2024	5,000,000.00	4,966,015.62 6,919.65	4,972,935.27	4.12	11/30/2027	944	100.69 5,034,375.00	63,993.55 4,970,381.45	0.74	Aaa AA+
U.S. TREASURIES TOTAL			30,000,000.00	29,969,140.59 6,919.65	29,976,060.24	4.16		491	100.44 30,131,445.30	155,130.40 29,976,314.90	4.43	AA+
U.S. AGENCIES												
3130AWER7	FHLBANKS 4.625 06/06/25	06/12/2023 06/12/2023	8,000,000.00	7,993,360.00 0.00	7,993,360.00	4.66	06/06/2025	37	100.01 8,001,120.00	1,450.30 7,999,669.70	1.18	Aaa AA+
3130AWER7	FHLBANKS 4.625 06/06/25	06/12/2023 06/12/2023	2,000,000.00	1,998,327.50 0.00	1,998,327.50	4.66	06/06/2025	37	100.01 2,000,280.00	363.20 1,999,916.80	0.29	Aaa AA+
3133EPC37	FED FARM CR BNKS 4.875 11/13/25	11/22/2023 11/22/2023	10,000,000.00	9,989,910.00 0.00	9,989,910.00	4.93	11/13/2025	197	100.32 10,032,200.00	34,940.71 9,997,259.29	1.47	Aaa AA+
3133EN6A3	FED FARM CR BNKS 4.000 01/13/26	01/12/2023 01/17/2023	10,000,000.00	10,032,100.00 0.00	10,032,100.00	3.88	01/13/2026	258	99.93 9,992,600.00	(14,953.50) 10,007,553.50	1.47	Aaa AA+
U.S. AGENCIES TOTAL			30,000,000.00	30,013,697.50 0.00	30,013,697.50	4.49		164	100.09 30,026,200.00	21,800.70 30,004,399.30	4.41	AA+
STABILIZATION TOTAL			87,800,384.99	87,560,778.68 6,919.65	87,567,698.33	4.35		244	87,755,141.44	176,931.10 87,578,210.34	12.90	AA+
GRAND TOTAL			680,549,595.00	676,514,301.02 59,041.47	676,573,342.49	4.38		187	680,296,832.73	1,410,813.99 678,886,018.73	100.00	AA

Cash Reconciliation Report

2020 BOND SERIES						
POST DATE	IDENTIFIER	DESCRIPTION	PAR VALUE	FINAL MATURITY	PRINCIPAL	AMOUNT
BUY						
04/15/2025	55458EXE5	MACKINAC FUNDING 10/14/25	10,000,000.00	10/14/2025	9,777,555.56	-9,777,555.56
BUY TOTAL			10,000,000.00		9,777,555.56	-9,777,555.56
BUILDING						
POST DATE	IDENTIFIER	DESCRIPTION	PAR VALUE	FINAL MATURITY	PRINCIPAL	AMOUNT
BUY						
04/15/2025	91282CGV7	US TREASURY 3.750 04/15/26	10,000,000.00	04/15/2026	9,975,000.00	-9,975,000.00
04/15/2025	76582JXE9	RIDGEFIELD FNDNG 10/14/25	10,000,000.00	10/14/2025	9,777,555.60	-9,777,555.60
04/15/2025	91282CKJ9	US TREASURY 4.500 04/15/27	10,000,000.00	04/15/2027	10,117,968.75	-10,117,968.75
BUY TOTAL			30,000,000.00		29,870,524.35	-29,870,524.35
POST DATE	IDENTIFIER	DESCRIPTION	PAR VALUE	FINAL MATURITY	PRINCIPAL	AMOUNT
MATURITY						
04/07/2025	22533TR73	Credit Agricole Corporate And Investment Bank, New 0.0 04/07/2025	-10,000,000.00	04/07/2025	-10,000,000.00	10,000,000.00
MATURITY TOTAL			-10,000,000.00		-10,000,000.00	10,000,000.00
OPERATING						
POST DATE	IDENTIFIER	DESCRIPTION	PAR VALUE	FINAL MATURITY	PRINCIPAL	AMOUNT
COUPON						
04/01/2025	3133EP7C3	FED FARM CR BNKS 4.625 04/01/26	0.00	04/01/2026	0.00	173,437.50
04/15/2025	91282CFP1	US TREASURY 4.250 10/15/25	0.00	10/15/2025	0.00	170,000.00
04/22/2025	3135G03U5	FEDERAL NATIONAL MORTGAGE ASSOCIATION 0.625 04/22/2025	0.00	04/22/2025	0.00	15,625.00
COUPON TOTAL			0.00		0.00	359,062.50
POST DATE	IDENTIFIER	DESCRIPTION	PAR VALUE	FINAL MATURITY	PRINCIPAL	AMOUNT
MATURITY						
04/22/2025	3135G03U5	FEDERAL NATIONAL MORTGAGE ASSOCIATION 0.625 04/22/2025	-5,000,000.00	04/22/2025	-5,000,000.00	5,000,000.00
MATURITY TOTAL			-5,000,000.00		-5,000,000.00	5,000,000.00
STABILIZATION						
POST DATE	IDENTIFIER	DESCRIPTION	PAR VALUE	FINAL MATURITY	PRINCIPAL	AMOUNT
BUY						
04/15/2025	91282CGV7	US TREASURY 3.750 04/15/26	5,000,000.00	04/15/2026	4,987,500.00	-4,987,500.00

Cash Reconciliation Report

04/15/2025	76582JXE9	RIDGEFIELD FNDNG 10/14/25	10,000,000.00	10/14/2025	9,777,555.60	-9,777,555.60
BUY TOTAL			15,000,000.00		14,765,055.60	-14,765,055.60

Transaction Statement

STABILIZATION									
	TRADE DATE	SETTLE DATE	CUSIP	DESCRIPTION	PAR VALUE	PRINCIPAL COST	PURCHASED INTEREST	TOTAL	PURCHASE YIELD
BUY									
	04/14/2025	04/15/2025	91282CGV7	US TREASURY 3.750 04/15/26	5,000,000.00	4,987,500.00	0.00	(4,987,500.00)	4.01
	04/14/2025	04/15/2025	76582JXE9	RIDGEFIELD FNDNG 10/14/25	10,000,000.00	9,777,555.60	0.00	(9,777,555.60)	4.50
	04/14/2025	04/15/2025	76582JXE9	RIDGEFIELD FNDNG 10/14/25	10,000,000.00	9,777,555.60	0.00	(9,777,555.60)	4.50
BUY TOTAL					15,000,000.00	14,765,055.60	0.00	(14,765,055.60)	4.33

2020 BOND SERIES									
	TRADE DATE	SETTLE DATE	CUSIP	DESCRIPTION	PAR VALUE	PRINCIPAL COST	PURCHASED INTEREST	TOTAL	PURCHASE YIELD
BUY									
	04/14/2025	04/15/2025	55458EXE5	MACKINAC FUNDING 10/14/25	10,000,000.00	9,777,555.56	0.00	(9,777,555.56)	4.50
BUY TOTAL					10,000,000.00	9,777,555.56	0.00	(9,777,555.56)	4.50

BUILDING									
	TRADE DATE	SETTLE DATE	CUSIP	DESCRIPTION	PAR VALUE	PRINCIPAL COST	PURCHASED INTEREST	TOTAL	PURCHASE YIELD
BUY									
	04/14/2025	04/15/2025	91282CKJ9	US TREASURY 4.500 04/15/27	10,000,000.00	10,117,968.75	0.00	(10,117,968.75)	3.88
	04/14/2025	04/15/2025	76582JXE9	RIDGEFIELD FNDNG 10/14/25	10,000,000.00	9,777,555.60	0.00	(9,777,555.60)	4.50
	04/14/2025	04/15/2025	76582JXE9	RIDGEFIELD FNDNG 10/14/25	10,000,000.00	9,777,555.60	0.00	(9,777,555.60)	4.50
	04/14/2025	04/15/2025	91282CGV7	US TREASURY 3.750 04/15/26	10,000,000.00	9,975,000.00	0.00	(9,975,000.00)	4.01
BUY TOTAL					30,000,000.00	29,870,524.35	0.00	(29,870,524.35)	4.13

Transaction Statement

	TRADE DATE	SETTLE DATE	CUSIP	DESCRIPTION	PAR VALUE	BOOK VALUE	TOTAL	NET REALIZED GAIN/LOSS
MATURITY								
	04/07/2025	04/07/2025	22533TR73	Credit Agricole Corporate And Investment Bank, New 0.0 04/07/2025	(10,000,000.00)	10,000,000.00	10,000,000.00	0.00
MATURITY TOTAL					(10,000,000.00)	10,000,000.00	10,000,000.00	0.00

OPERATING								
	TRADE DATE	SETTLE DATE	CUSIP	DESCRIPTION	PAR VALUE	BOOK VALUE	TOTAL	NET REALIZED GAIN/LOSS
MATURITY								
	04/22/2025	04/22/2025	3135G03U5	FEDERAL NATIONAL MORTGAGE ASSOCIATION 0.625 04/22/2025	(5,000,000.00)	5,000,000.00	5,000,000.00	0.00
MATURITY TOTAL					(5,000,000.00)	5,000,000.00	5,000,000.00	0.00

Amortization Schedule

CUSIP	DESCRIPTION	PAR VALUE	PRINCIPAL COST	ORIGINAL PREMIUM OR DISCOUNT	BEGINNING BOOK VALUE	CURRENT PERIOD AMORT	ENDING BOOK VALUE	TOTAL AMORTIZATION	UNAMORTIZED BALANCE
2020 BOND SERIES									
55458EXE5	MACKINAC FUNDING 10/14/25	10,000,000.00	9,777,555.56	(222,444.44)	0.00	19,555.56	9,797,111.12	19,555.56	(202,888.88)
62479LT62	MUFG BANK NY 06/06/25	10,000,000.00	9,775,533.33	(224,466.67)	9,918,600.00	37,000.00	9,955,600.00	180,066.67	(44,400.00)
TOTAL		20,000,000.00	19,553,088.89	(446,911.11)	9,918,600.00	56,555.56	19,752,711.11	199,622.22	(247,288.89)
BUILDING									
22533TR73	Credit Agricole Corporate And Investment Bank, New 0.0 04/07/2025	10,000,000.00	9,626,122.22	(373,877.78)	9,991,534.84	8,465.16	0.00	373,877.78	0.00
3130ATUC9	FHLBANKS 4.500 12/12/25	10,000,000.00	10,108,500.00	108,500.00	10,025,930.00	(3,050.59)	10,022,879.41	(85,620.59)	22,879.41
63873JXA3	NATIXIS NY 10/10/25	5,000,000.00	4,836,222.22	(163,777.78)	4,882,666.67	18,333.33	4,901,000.00	64,777.78	(99,000.00)
76582JXE9	RIDGEFIELD FNDNG 10/14/25	10,000,000.00	9,777,555.60	(222,444.40)	0.00	19,555.55	9,797,111.15	19,555.55	(202,888.85)
9128284V9	US TREASURY 2.875 08/15/28	6,000,000.00	5,840,625.00	(159,375.00)	5,863,645.83	3,320.31	5,866,966.15	26,341.15	(133,033.85)
9128285M8	US TREASURY 3.125 11/15/28	5,000,000.00	4,818,750.00	(181,250.00)	4,832,536.64	3,794.49	4,836,331.12	17,581.12	(163,668.88)
91282CGV7	US TREASURY 3.750 04/15/26	10,000,000.00	9,975,000.00	(25,000.00)	0.00	1,095.89	9,976,095.89	1,095.89	(23,904.11)
91282CLG4	US TREASURY 3.750 08/15/27	4,000,000.00	4,011,406.25	11,406.25	4,009,197.22	(318.61)	4,008,878.61	(2,527.64)	8,878.61
91282CFZ9	US TREASURY 3.875 11/30/27	5,000,000.00	4,966,015.62	(33,984.38)	4,969,439.19	942.27	4,970,381.45	4,365.83	(29,618.55)
91282CGA3	US TREASURY 4.000 12/15/25	5,000,000.00	4,986,132.80	(13,867.20)	4,990,433.86	1,112.34	4,991,546.20	5,413.40	(8,453.80)
91282CJV4	US TREASURY 4.250 01/31/26	5,000,000.00	4,998,046.88	(1,953.12)	4,998,444.64	152.99	4,998,597.63	550.75	(1,402.37)
91282CJP7	US TREASURY 4.375 12/15/26	5,000,000.00	5,021,679.69	21,679.69	5,018,276.65	(880.10)	5,017,396.56	(4,283.13)	17,396.56
91282CKJ9	US TREASURY 4.500 04/15/27	10,000,000.00	10,117,968.75	117,968.75	0.00	(2,585.62)	10,115,383.13	(2,585.62)	115,383.13
TOTAL		90,000,000.00	89,084,025.03	(915,974.97)	59,582,105.54	49,937.42	79,502,567.30	418,542.27	(497,432.70)
DEBT SERVICE									
0347M2V86	ANGLESEA FDG 08/08/25	15,000,000.00	14,687,925.00	(312,075.00)	14,764,575.00	54,750.00	14,819,325.00	131,400.00	(180,675.00)
82124LT44	SHEFFIELD RECEIV 06/04/25	10,000,000.00	9,898,266.67	(101,733.33)	9,922,488.89	36,333.33	9,958,822.22	60,555.55	(41,177.78)
TOTAL		25,000,000.00	24,586,191.67	(413,808.33)	24,687,063.89	91,083.33	24,778,147.22	191,955.55	(221,852.78)
OPERATING									
3135G04Z3	FANNIE MAE 0.500 06/17/25	7,500,000.00	6,906,450.00	(593,550.00)	7,447,797.32	20,338.71	7,468,136.02	561,686.02	(31,863.98)

Amortization Schedule

CUSIP	DESCRIPTION	PAR VALUE	PRINCIPAL COST	ORIGINAL PREMIUM OR DISCOUNT	BEGINNING BOOK VALUE	CURRENT PERIOD AMORT	ENDING BOOK VALUE	TOTAL AMORTIZATION	UNAMORTIZED BALANCE
3133EN7J3	FED FARM CR BNKS 3.875 02/02/26	7,500,000.00	7,472,550.00	(27,450.00)	7,492,319.80	750.51	7,493,070.31	20,520.31	(6,929.69)
3133EP7C3	FED FARM CR BNKS 4.625 04/01/26	7,500,000.00	7,444,333.73	(55,666.27)	7,471,015.42	2,382.29	7,473,397.72	29,063.99	(26,602.28)
3135G03U5	FEDERAL NATIONAL MORTGAGE ASSOCIATION 0.625 04/22/2025	5,000,000.00	4,673,949.80	(326,050.20)	4,993,079.91	6,920.09	0.00	326,050.20	0.00
3130AWTQ3	FHLBANKS 4.625 09/11/26	25,000,000.00	24,759,469.25	(240,530.75)	24,882,557.86	6,672.85	24,889,230.71	129,761.46	(110,769.29)
3130AXU63	FHLBANKS 4.625 11/17/26	8,000,000.00	7,986,936.00	(13,064.00)	7,992,872.43	359.37	7,993,231.80	6,295.80	(6,768.20)
3134GXZT4	FREDDIE MAC 4.000 07/14/25 '25 MTN	5,000,000.00	5,000,000.00	0.00	5,000,000.00	0.00	5,000,000.00	0.00	0.00
912828ZT0	US TREASURY 0.250 05/31/25	5,000,000.00	4,557,031.25	(442,968.75)	4,975,413.39	12,293.30	4,987,706.70	430,675.45	(12,293.30)
91282CFP1	US TREASURY 4.250 10/15/25	8,000,000.00	7,905,937.50	(94,062.50)	7,973,260.73	4,071.97	7,977,332.70	71,395.20	(22,667.30)
91282CGR6	US TREASURY 4.625 03/15/26	7,500,000.00	7,446,386.72	(53,613.28)	7,472,762.89	2,348.03	7,475,110.92	28,724.20	(24,889.08)
TOTAL		86,000,000.00	84,153,044.25	(1,846,955.75)	85,701,079.75	56,137.12	80,757,216.87	1,604,172.62	(242,783.13)

REVENUE BOND									
06054NTL5	BOFA SECURITIES 06/20/25	15,000,000.00	14,664,816.67	(335,183.33)	14,852,666.67	55,250.00	14,907,916.67	243,100.00	(92,083.33)
3133ERM99	FED FARM CR BNKS 4.250 12/19/25	19,000,000.00	18,999,475.60	(524.40)	18,999,619.41	43.58	18,999,662.99	187.39	(337.01)
4497W0TR9	ING US FUNDING 06/25/25	15,000,000.00	14,657,299.95	(342,700.05)	14,841,687.48	55,875.01	14,897,562.49	240,262.54	(102,437.51)
89119ATL2	TD 06/20/25	10,000,000.00	9,777,555.56	(222,444.44)	9,902,222.23	36,666.67	9,938,888.89	161,333.33	(61,111.11)
91282CHH7	US TREASURY 4.125 06/15/26	18,500,000.00	18,460,253.91	(39,746.09)	18,467,554.21	2,212.21	18,469,766.43	9,512.52	(30,233.58)
91282CJS1	US TREASURY 4.250 12/31/25	19,000,000.00	18,997,031.25	(2,968.75)	18,997,819.20	238.77	18,998,057.98	1,026.73	(1,942.02)
91282CJP7	US TREASURY 4.375 12/15/26	10,000,000.00	10,015,234.38	15,234.38	10,013,145.46	(633.01)	10,012,512.45	(2,721.93)	12,512.45
91282CHM6	US TREASURY 4.500 07/15/26	18,500,000.00	18,556,367.19	56,367.19	18,546,559.89	(2,971.91)	18,543,587.99	(12,779.20)	43,587.99
TOTAL		125,000,000.00	124,128,034.51	(871,965.49)	124,621,274.55	146,681.32	124,767,955.87	639,921.36	(232,044.13)

STABILIZATION									
3133EN6A3	FED FARM CR BNKS 4.000 01/13/26	10,000,000.00	10,032,100.00	32,100.00	10,008,435.23	(881.73)	10,007,553.50	(24,546.50)	7,553.50
3133EPC37	FED FARM CR BNKS 4.875 11/13/25	10,000,000.00	9,989,910.00	(10,090.00)	9,996,839.80	419.50	9,997,259.29	7,349.29	(2,740.71)
3130AWER7	FHLBANKS 4.625 06/06/25	8,000,000.00	7,993,360.00	(6,640.00)	7,999,394.45	275.25	7,999,669.70	6,309.70	(330.30)
3130AWER7	FHLBANKS 4.625 06/06/25	2,000,000.00	1,998,327.50	44 (1,672.50)	1,999,847.47	69.33	1,999,916.80	1,589.30	(83.20)
76582JXE9	RIDGEFIELD FNDNG 10/14/25	10,000,000.00	9,777,555.60	(222,444.40)	0.00	19,555.55	9,797,111.15	19,555.55	(202,888.85)

Amortization Schedule

CUSIP	DESCRIPTION	PAR VALUE	PRINCIPAL COST	ORIGINAL PREMIUM OR DISCOUNT	BEGINNING BOOK VALUE	CURRENT PERIOD AMORT	ENDING BOOK VALUE	TOTAL AMORTIZATION	UNAMORTIZED BALANCE
91282CGV7	US TREASURY 3.750 04/15/26	5,000,000.00	4,987,500.00	(12,500.00)	0.00	547.95	4,988,047.95	547.95	(11,952.05)
91282CFZ9	US TREASURY 3.875 11/30/27	5,000,000.00	4,966,015.62	(33,984.38)	4,969,439.19	942.27	4,970,381.45	4,365.83	(29,618.55)
91282CGA3	US TREASURY 4.000 12/15/25	10,000,000.00	9,972,265.60	(27,734.40)	9,980,867.71	2,224.68	9,983,092.40	10,826.80	(16,907.60)
91282CJP7	US TREASURY 4.375 12/15/26	10,000,000.00	10,043,359.37	43,359.37	10,036,553.30	(1,760.19)	10,034,793.11	(8,566.26)	34,793.11
TOTAL		70,000,000.00	69,760,393.69	(239,606.31)	54,991,377.15	21,392.60	69,777,825.35	17,431.66	(222,174.65)
GRAND TOTAL		416,000,000.00	411,264,778.04	(4,735,221.96)	359,501,500.87	421,787.35	399,336,423.73	3,071,645.69	(1,663,576.27)

Accrued Interest Schedule

IDENTIFIER	DESCRIPTION	SETTLE DATE	PAR VALUE	PRINCIPAL COST	BEGINNING ACCRUED INTEREST	PURCHASED INTEREST	CURRENT PERIOD ACCRUAL	INTEREST RECEIVED	ENDING ACCRUED INTEREST
2020 BOND SERIES									
31846V567	FIRST AMER:GVT OBLG;Z	2025-04-30	512,483.38	512,483.38	25,894.64	0.00	18,186.43	25,894.64	18,186.43
55458EXE5	MACKINAC FUNDING 10/14/25	2025-04-15	10,000,000.00	9,777,555.56	0.00	0.00	0.00	0.00	0.00
62479LT62	MUFG BANK NY 06/06/25	2024-12-06	10,000,000.00	9,775,533.33	0.00	0.00	0.00	0.00	0.00
TEXPOOL	TexPool	2025-04-30	1,395,000.72	1,395,000.72	0.00	0.00	34,690.49	34,690.49	0.00
TOTAL			21,907,484.10	21,460,572.99	25,894.64	0.00	52,876.92	60,585.13	18,186.43
BUILDING									
3130ATUC9	FHLBANKS 4.500 12/12/25	2023-01-10	10,000,000.00	10,108,500.00	136,250.00	0.00	37,500.00	0.00	173,750.00
31846V567	FIRST AMER:GVT OBLG;Z	2025-04-30	375,329.07	375,329.07	47,998.51	0.00	45,524.98	47,998.51	45,524.98
63873JXA3	NATIXIS NY 10/10/25	2025-01-15	5,000,000.00	4,836,222.22	0.00	0.00	0.00	0.00	0.00
76582JXE9	RIDGEFIELD FNDNG 10/14/25	2025-04-15	10,000,000.00	9,777,555.60	0.00	0.00	0.00	0.00	0.00
TEXPOOL	TexPool	2025-04-30	7,670,066.82	7,670,066.82	0.00	0.00	23,958.27	23,958.27	0.00
TEXSTAR	TexSTAR	2025-04-30	3,277,580.18	3,277,580.18	0.00	0.00	11,620.09	11,620.09	0.00
139999998	Texas Connect	2025-04-30	34,959,254.34	34,959,254.34	0.00	0.00	126,170.33	126,170.33	0.00
9128284V9	US TREASURY 2.875 08/15/28	2024-09-05	6,000,000.00	5,840,625.00	21,443.37	0.00	14,295.58	0.00	35,738.95
9128285M8	US TREASURY 3.125 11/15/28	2024-12-13	5,000,000.00	4,818,750.00	59,133.29	0.00	12,948.90	0.00	72,082.18
91282CGV7	US TREASURY 3.750 04/15/26	2025-04-15	10,000,000.00	9,975,000.00	0.00	0.00	16,393.44	0.00	16,393.44
91282CLG4	US TREASURY 3.750 08/15/27	2024-09-05	4,000,000.00	4,011,406.25	18,646.41	0.00	12,430.94	0.00	31,077.35
91282CFZ9	US TREASURY 3.875 11/30/27	2024-12-13	5,000,000.00	4,966,015.62	64,938.19	0.00	15,968.41	0.00	80,906.59
91282CGA3	US TREASURY 4.000 12/15/25	2024-12-06	5,000,000.00	4,986,132.80	58,791.21	0.00	16,483.52	0.00	75,274.73
91282CJV4	US TREASURY 4.250 01/31/26	2025-01-13	5,000,000.00	4,998,046.88	35,220.99	0.00	17,610.50	0.00	52,831.49
91282CJP7	US TREASURY 4.375 12/15/26	2024-12-06	5,000,000.00	5,021,679.69	64,302.88	0.00	18,028.85	0.00	82,331.73
91282CKJ9	US TREASURY 4.500 04/15/27	2025-04-15	10,000,000.00	10,117,968.75	0.00	0.00	19,672.13	0.00	19,672.13
TOTAL			126,282,230.41	125,740,133.22	506,724.85	0.00	388,605.92	209,747.20	685,583.58
DEBT SERVICE									
0347M2V86	ANGLESEA FDG 08/08/25	2025-02-18	15,000,000.00	14,687,925.00	0.00	0.00	0.00	0.00	0.00
31846V567	FIRST AMER:GVT OBLG;Z	2025-04-30	160,197.14	160,197.14	2,051.09	0.00	499.89	2,051.09	499.89

Accrued Interest Schedule

IDENTIFIER	DESCRIPTION	SETTLE DATE	PAR VALUE	PRINCIPAL COST	BEGINNING ACCRUED INTEREST	PURCHASED INTEREST	CURRENT PERIOD ACCRUAL	INTEREST RECEIVED	ENDING ACCRUED INTEREST
82124LT44	SHEFFIELD RECEIV 06/04/25	2025-03-12	10,000,000.00	9,898,266.67	0.00	0.00	0.00	0.00	0.00
TEXPOOL	TexPool	2025-04-30	2,871,696.07	2,871,696.07	0.00	0.00	9,550.32	9,550.32	0.00
TOTAL			28,031,893.21	27,618,084.88	2,051.09	0.00	10,050.21	11,601.41	499.89

OPERATING									
3135G04Z3	FANNIE MAE 0.500 06/17/25	2023-01-23	7,500,000.00	6,906,450.00	10,833.33	0.00	3,125.00	0.00	13,958.33
3133EN7J3	FED FARM CR BNKS 3.875 02/02/26	2023-02-02	7,500,000.00	7,472,550.00	47,630.21	0.00	24,218.75	0.00	71,848.96
3133EP7C3	FED FARM CR BNKS 4.625 04/01/26	2024-04-30	7,500,000.00	7,444,333.73	173,437.50	0.00	28,906.25	173,437.50	28,906.25
3135G03U5	FEDERAL NATIONAL MORTGAGE ASSO- CIATION 0.625 04/22/2025	2022-08-05	0.00	0.00	13,802.08	0.00	1,822.92	15,625.00	0.00
3130AWTQ3	FHLBANKS 4.625 09/11/26	2023-09-25	25,000,000.00	24,759,469.25	64,236.11	0.00	96,354.17	0.00	160,590.28
3130AXU63	FHLBANKS 4.625 11/17/26	2023-11-22	8,000,000.00	7,986,936.00	137,722.22	0.00	30,833.33	0.00	168,555.56
31846V567	FIRST AMER:GVT OBLG,Z	2025-04-30	5,807,393.66	5,807,393.66	4,190.77	0.00	10,445.62	4,190.77	10,445.62
3134GXZT4	FREDDIE MAC 4.000 07/14/25 '25 MTN	2022-07-14	5,000,000.00	5,000,000.00	42,777.78	0.00	16,666.67	0.00	59,444.44
51532MEED	JPMorgan Chase Commercial Checking Account	2025-04-30	101,405.67	101,405.67	0.00	0.00	0.00	0.00	0.00
TEXPOOL	TexPool	2025-04-30	109,217,349.07	109,217,349.07	0.00	0.00	482,993.68	482,993.68	0.00
TEXSTAR	TexSTAR	2025-04-30	500,336.33	500,336.33	0.00	0.00	1,773.87	1,773.87	0.00
139999998	Texas Connect	2025-04-30	36,742,150.83	36,742,150.83	0.00	0.00	59,380.90	59,380.90	0.00
TXRANGE	Texas Range TexasDAILY Fund	2025-04-30	5,854,154.11	5,854,154.11	0.00	0.00	20,813.96	20,813.96	0.00
912828ZT0	US TREASURY 0.250 05/31/25	2022-06-15	5,000,000.00	4,557,031.25	4,189.56	0.00	1,030.22	0.00	5,219.78
91282CFP1	US TREASURY 4.250 10/15/25	2023-11-22	8,000,000.00	7,905,937.50	156,923.08	0.00	27,940.31	170,000.00	14,863.39
91282CGR6	US TREASURY 4.625 03/15/26	2024-04-29	7,500,000.00	7,446,386.72	16,024.12	0.00	28,277.85	0.00	44,301.97
TOTAL			239,222,789.67	237,701,884.12	671,766.76	0.00	834,583.50	928,215.68	578,134.58

REVENUE BOND									
06054NTL5	BOFA SECURITIES 06/20/25	2024-12-20	15,000,000.00	14,664,816.67	0.00	0.00	0.00	0.00	0.00
3133ERM99	FED FARM CR BNKS 4.250 12/19/25	2024-12-23	19,000,000.00	18,999,475.60	226,548.61	0.00	67,291.67	0.00	293,840.28
31846V567	FIRST AMER:GVT OBLG,Z	2025-04-30	1,523,161.59 47	1,523,161.59	5,447.43	0.00	5,279.39	5,447.43	5,279.39
4497W0TR9	ING US FUNDING 06/25/25	2024-12-23	15,000,000.00	14,657,299.95	0.00	0.00	0.00	0.00	0.00

Accrued Interest Schedule

IDENTIFIER	DESCRIPTION	SETTLE DATE	PAR VALUE	PRINCIPAL COST	BEGINNING ACCRUED INTEREST	PURCHASED INTEREST	CURRENT PERIOD ACCRUAL	INTEREST RECEIVED	ENDING ACCRUED INTEREST
89119ATL2	TD 06/20/25	2024-12-20	10,000,000.00	9,777,555.56	0.00	0.00	0.00	0.00	0.00
139999998	Texas Connect	2025-04-30	50,781,651.03	50,781,651.03	0.00	0.00	196,243.54	196,243.54	0.00
91282CHH7	US TREASURY 4.125 06/15/26	2024-12-23	18,500,000.00	18,460,253.91	224,325.21	0.00	62,894.92	0.00	287,220.12
91282CJS1	US TREASURY 4.250 12/31/25	2024-12-23	19,000,000.00	18,997,031.25	202,990.33	0.00	66,919.89	0.00	269,910.22
91282CJP7	US TREASURY 4.375 12/15/26	2024-12-23	10,000,000.00	10,015,234.38	128,605.77	0.00	36,057.69	0.00	164,663.46
91282CHM6	US TREASURY 4.500 07/15/26	2024-12-23	18,500,000.00	18,556,367.19	174,779.01	0.00	68,991.71	0.00	243,770.72
TOTAL			177,304,812.62	176,432,847.13	962,696.35	0.00	503,678.81	201,690.97	1,264,684.19

STABILIZATION									
3133EN6A3	FED FARM CR BNKS 4.000 01/13/26	2023-01-17	10,000,000.00	10,032,100.00	86,666.67	0.00	33,333.33	0.00	120,000.00
3133EPC37	FED FARM CR BNKS 4.875 11/13/25	2023-11-22	10,000,000.00	9,989,910.00	186,875.00	0.00	40,625.00	0.00	227,500.00
3130AWER7	FHLBANKS 4.625 06/06/25	2023-06-12	8,000,000.00	7,993,360.00	118,194.44	0.00	30,833.33	0.00	149,027.78
3130AWER7	FHLBANKS 4.625 06/06/25	2023-06-12	2,000,000.00	1,998,327.50	29,548.61	0.00	7,708.33	0.00	37,256.94
31846V567	FIRST AMER.GVT OBLG;Z	2025-04-30	302,990.55	302,990.55	57,415.88	0.00	27,744.43	57,415.88	27,744.43
76582JXE9	RIDGEFIELD FNDNG 10/14/25	2025-04-15	10,000,000.00	9,777,555.60	0.00	0.00	0.00	0.00	0.00
TEXPOOL	TexPool	2025-04-30	17,497,394.44	17,497,394.44	0.00	0.00	59,287.84	59,287.84	0.00
91282CGV7	US TREASURY 3.750 04/15/26	2025-04-15	5,000,000.00	4,987,500.00	0.00	0.00	8,196.72	0.00	8,196.72
91282CFZ9	US TREASURY 3.875 11/30/27	2024-12-13	5,000,000.00	4,966,015.62	64,938.19	0.00	15,968.41	0.00	80,906.59
91282CGA3	US TREASURY 4.000 12/15/25	2024-12-06	10,000,000.00	9,972,265.60	117,582.42	0.00	32,967.03	0.00	150,549.45
91282CJP7	US TREASURY 4.375 12/15/26	2024-12-06	10,000,000.00	10,043,359.37	128,605.77	0.00	36,057.69	0.00	164,663.46
TOTAL			87,800,384.99	87,560,778.68	789,826.98	0.00	292,722.12	116,703.72	965,845.38

GRAND TOTAL			680,549,595.00	676,514,301.02	2,958,960.67	0.00	2,082,517.48	1,528,544.11	3,512,934.04
--------------------	--	--	-----------------------	-----------------------	---------------------	-------------	---------------------	---------------------	---------------------

Earnings by Fund

CUSIP	DESCRIPTION	ENDING PAR VALUE	BEGINNING BOOK VALUE	ENDING BOOK VALUE	FINAL MATURITY	COUPON RATE	YIELD	INTEREST EARNED	NET AMORTIZATION/ACCRETION INCOME	NET REALIZED GAIN/LOSS	ADJUSTED INTEREST EARNINGS
2020 BOND SERIES											
31846V567	FIRST AMER:GVT OBLG;Z	512,483.38	10,446,374.87	512,483.38	04/30/2025	4.21	4.23	18,186.43	0.00	0.00	18,186.43
55458EXE5	MACKINAC FUNDING 10/14/25	10,000,000.00	0.00	9,797,111.12	10/14/2025	0.00	4.50	0.00	19,555.56	0.00	19,555.56
62479LT62	MUFG BANK NY 06/06/25	10,000,000.00	9,918,600.00	9,955,600.00	06/06/2025	0.00	4.54	0.00	37,000.00	0.00	37,000.00
TEXPOOL	TexPool	1,395,000.72	12,926,161.98	1,395,000.72	04/30/2025	5.34	4.35	34,690.49	0.00	0.00	34,690.49
TOTAL		21,907,484.10	33,291,136.85	21,660,195.21		0.44	4.50	52,876.92	56,555.56	0.00	109,432.48
BUILDING											
139999998	Texas Connect	34,959,254.34	28,858,546.66	34,959,254.34	04/30/2025	0.00	4.45	126,170.33	0.00	0.00	126,170.33
22533TR73	Credit Agricole Corporate And Investment Bank, New 0.0 04/07/2025	0.00	9,991,534.84	0.00	04/07/2025	0.00	5.24	0.00	8,465.16	0.00	8,465.16
3130ATUC9	FHLBANKS 4.500 12/12/25	10,000,000.00	10,025,930.00	10,022,879.41	12/12/2025	4.50	4.10	37,500.00	(3,050.59)	0.00	34,449.41
31846V567	FIRST AMER:GVT OBLG;Z	375,329.07	21,198,352.80	375,329.07	04/30/2025	4.21	4.23	45,524.98	0.00	0.00	45,524.98
63873JXA3	NATIXIS NY 10/10/25	5,000,000.00	4,882,666.67	4,901,000.00	10/10/2025	0.00	4.52	0.00	18,333.33	0.00	18,333.33
76582JXE9	RIDGEFIELD FNDNG 10/14/25	10,000,000.00	0.00	9,797,111.15	10/14/2025	0.00	4.50	0.00	19,555.55	0.00	19,555.55
9128284V9	US TREASURY 2.875 08/15/28	6,000,000.00	5,863,645.83	5,866,966.15	08/15/2028	2.88	3.60	14,295.58	3,320.31	0.00	17,615.89
9128285M8	US TREASURY 3.125 11/15/28	5,000,000.00	4,832,536.64	4,836,331.12	11/15/2028	3.13	4.14	12,948.90	3,794.49	0.00	16,743.38
91282CFZ9	US TREASURY 3.875 11/30/27	5,000,000.00	4,969,439.19	4,970,381.45	11/30/2027	3.88	4.12	15,968.41	942.27	0.00	16,910.67
91282CGA3	US TREASURY 4.000 12/15/25	5,000,000.00	4,990,433.86	4,991,546.20	12/15/2025	4.00	4.28	16,483.52	1,112.34	0.00	17,595.86
91282CGV7	US TREASURY 3.750 04/15/26	10,000,000.00	0.00	9,976,095.89	04/15/2026	3.75	4.01	16,393.44	1,095.89	0.00	17,489.33
91282CJP7	US TREASURY 4.375 12/15/26	5,000,000.00	5,018,276.65	5,017,396.56	12/15/2026	4.38	4.15	18,028.85	(880.10)	0.00	17,148.75
91282CJV4	US TREASURY 4.250 01/31/26	5,000,000.00	4,998,444.64	4,998,597.63	01/31/2026	4.25	4.29	17,610.50	152.99	0.00	17,763.48
91282CKJ9	US TREASURY 4.500 04/15/27	10,000,000.00	0.00	10,115,383.13	04/15/2027	4.50	3.88	19,672.13	(2,585.62)	0.00	17,086.51
91282CLG4	US TREASURY 3.750 08/15/27	4,000,000.00	4,009,197.22	4,008,878.61	08/15/2027	3.75	3.65	12,430.94	(318.61)	0.00	12,112.33
TEXPOOL	TexPool	7,670,066.82	4,786,675.97	7,670,066.82	04/30/2025	5.34	4.35	23,958.27	0.00	0.00	23,958.27
TEXSTAR	TexSTAR	3,277,580.18	3,265,960.09	3,277,580.18	04/30/2025	5.30	4.36	11,620.09	0.00	0.00	11,620.09
TOTAL		126,282,230.41	117,691,641.06	125,784,797.71		2.53	4.22	388,605.92	49,937.42	0.00	438,543.34

Earnings by Fund

CUSIP	DESCRIPTION	ENDING PAR VALUE	BEGINNING BOOK VALUE	ENDING BOOK VALUE	FINAL MATURITY	COUPON RATE	YIELD	INTEREST EARNED	NET AMORTIZATION/ACCRETION INCOME	NET REALIZED GAIN/LOSS	ADJUSTED INTEREST EARNINGS
DEBT SERVICE											
0347M2V86	ANGLESEA FDG 08/08/25	15,000,000.00	14,764,575.00	14,819,325.00	08/08/2025	0.00	4.47	0.00	54,750.00	0.00	54,750.00
31846V567	FIRST AMER:GVT OBLG;Z	160,197.14	158,281.71	160,197.14	04/30/2025	4.21	4.23	499.89	0.00	0.00	499.89
82124LT44	SHEFFIELD RECEIV 06/04/25	10,000,000.00	9,922,488.89	9,958,822.22	06/04/2025	0.00	4.40	0.00	36,333.33	0.00	36,333.33
TEXPOOL	TexPool	2,871,696.07	2,490,873.89	2,871,696.07	04/30/2025	5.34	4.35	9,550.32	0.00	0.00	9,550.32
TOTAL		28,031,893.21	27,336,219.49	27,810,040.43		0.58	4.43	10,050.21	91,083.33	0.00	101,133.54
OPERATING											
139999998	Texas Connect	36,742,150.83	12,367,948.58	36,742,150.83	04/30/2025	0.00	4.45	59,380.90	0.00	0.00	59,380.90
3130AWTQ3	FHLBANKS 4.625 09/11/26	25,000,000.00	24,882,557.86	24,889,230.71	09/11/2026	4.63	4.97	96,354.17	6,672.85	0.00	103,027.02
3130AXU63	FHLBANKS 4.625 11/17/26	8,000,000.00	7,992,872.43	7,993,231.80	11/17/2026	4.63	4.68	30,833.33	359.37	0.00	31,192.71
3133EN7J3	FED FARM CR BNKS 3.875 02/02/26	7,500,000.00	7,492,319.80	7,493,070.31	02/02/2026	3.88	4.01	24,218.75	750.51	0.00	24,969.26
3133EP7C3	FED FARM CR BNKS 4.625 04/01/26	7,500,000.00	7,471,015.42	7,473,397.72	04/01/2026	4.63	5.03	28,906.25	2,382.29	0.00	31,288.54
3134GXZT4	FREDDIE MAC 4.000 07/14/25 '25 MTN	5,000,000.00	5,000,000.00	5,000,000.00	07/14/2025	4.00	4.00	16,666.67	0.00	0.00	16,666.67
3135G03U5	FEDERAL NATIONAL MORTGAGE ASSOCIATION 0.625 04/22/2025	0.00	4,993,079.91	0.00	04/22/2025	0.63	3.15	1,822.92	6,920.09	0.00	8,743.01
3135G04Z3	FANNIE MAE 0.500 06/17/25	7,500,000.00	7,447,797.32	7,468,136.02	06/17/2025	0.50	3.99	3,125.00	20,338.71	0.00	23,463.71
31846V567	FIRST AMER:GVT OBLG;Z	5,807,393.66	1,444,686.44	5,807,393.66	04/30/2025	4.21	4.23	10,445.62	0.00	0.00	10,445.62
51532MEED	JPMorgan Chase Commercial Checking Account	101,405.67	175,109.38	101,405.67	04/30/2025	0.00	0.00	0.00	0.00	0.00	0.00
912828ZT0	US TREASURY 0.250 05/31/25	5,000,000.00	4,975,413.39	4,987,706.70	05/31/2025	0.25	3.42	1,030.22	12,293.30	0.00	13,323.52
91282CFP1	US TREASURY 4.250 10/15/25	8,000,000.00	7,973,260.73	7,977,332.70	10/15/2025	4.25	4.90	27,940.31	4,071.97	0.00	32,012.28
91282CGR6	US TREASURY 4.625 03/15/26	7,500,000.00	7,472,762.89	7,475,110.92	03/15/2026	4.63	5.03	28,277.85	2,348.03	0.00	30,625.88
TEXPOOL	TexPool	109,217,349.07	136,646,188.51	109,217,349.07	04/30/2025	5.34	4.35	482,993.68	0.00	0.00	482,993.68
TEXSTAR	TexSTAR	500,336.33	498,562.46	500,336.33	04/30/2025	5.30	4.36	1,773.87	0.00	0.00	1,773.87
TXRANGE	Texas Range TexasDAILY Fund	5,854,154.11	5,833,340.15	5,854,154.11	04/30/2025	5.04	4.34	20,813.96	0.00	0.00	20,813.96
TOTAL		239,222,789.67	242,666,915.27	238,980,006.54		3.97	4.45	834,583.50	56,137.12	0.00	890,720.62

Earnings by Fund

CUSIP	DESCRIPTION	ENDING PAR VALUE	BEGINNING BOOK VALUE	ENDING BOOK VALUE	FINAL MATURITY	COUPON RATE	YIELD	INTEREST EARNED	NET AMORTIZATION/ACCRETION INCOME	NET REALIZED GAIN/LOSS	ADJUSTED INTEREST EARNINGS
REVENUE BOND											
06054NTL5	BOFA SECURITIES 06/20/25	15,000,000.00	14,852,666.67	14,907,916.67	06/20/2025	0.00	4.52	0.00	55,250.00	0.00	55,250.00
139999998	Texas Connect	50,781,651.03	60,874,766.19	50,781,651.03	04/30/2025	0.00	4.45	196,243.54	0.00	0.00	196,243.54
3133ERM99	FED FARM CR BNKS 4.250 12/19/25	19,000,000.00	18,999,619.41	18,999,662.99	12/19/2025	4.25	4.25	67,291.67	43.58	0.00	67,335.25
31846V567	FIRST AMER:GVT OBLG;Z	1,523,161.59	1,518,503.13	1,523,161.59	04/30/2025	4.21	4.23	5,279.39	0.00	0.00	5,279.39
4497W0TR9	ING US FUNDING 06/25/25	15,000,000.00	14,841,687.48	14,897,562.49	06/25/2025	0.00	4.57	0.00	55,875.01	0.00	55,875.01
89119ATL2	TD 06/20/25	10,000,000.00	9,902,222.23	9,938,888.89	06/20/2025	0.00	4.50	0.00	36,666.67	0.00	36,666.67
91282CHH7	US TREASURY 4.125 06/15/26	18,500,000.00	18,467,554.21	18,469,766.43	06/15/2026	4.13	4.28	62,894.92	2,212.21	0.00	65,107.13
91282CHM6	US TREASURY 4.500 07/15/26	18,500,000.00	18,546,559.89	18,543,587.99	07/15/2026	4.50	4.29	68,991.71	(2,971.91)	0.00	66,019.80
91282CJP7	US TREASURY 4.375 12/15/26	10,000,000.00	10,013,145.46	10,012,512.45	12/15/2026	4.38	4.29	36,057.69	(633.01)	0.00	35,424.68
91282CJS1	US TREASURY 4.250 12/31/25	19,000,000.00	18,997,819.20	18,998,057.98	12/31/2025	4.25	4.26	66,919.89	238.77	0.00	67,158.66
TOTAL		177,304,812.62	187,014,543.87	177,072,768.49		2.12	4.38	503,678.81	146,681.32	0.00	650,360.13

STABILIZATION											
3130AWER7	FHLBANKS 4.625 06/06/25	8,000,000.00	7,999,394.45	7,999,669.70	06/06/2025	4.63	4.66	30,833.33	275.25	0.00	31,108.58
3130AWER7	FHLBANKS 4.625 06/06/25	2,000,000.00	1,999,847.47	1,999,916.80	06/06/2025	4.63	4.66	7,708.33	69.33	0.00	7,777.66
3133EN6A3	FED FARM CR BNKS 4.000 01/13/26	10,000,000.00	10,008,435.23	10,007,553.50	01/13/2026	4.00	3.88	33,333.33	(881.73)	0.00	32,451.60
3133EPC37	FED FARM CR BNKS 4.875 11/13/25	10,000,000.00	9,996,839.80	9,997,259.29	11/13/2025	4.88	4.93	40,625.00	419.50	0.00	41,044.50
31846V567	FIRST AMER:GVT OBLG;Z	302,990.55	16,011,074.45	302,990.55	04/30/2025	4.21	4.23	27,744.43	0.00	0.00	27,744.43
76582JXE9	RIDGEFIELD FNDNG 10/14/25	10,000,000.00	0.00	9,797,111.15	10/14/2025	0.00	4.50	0.00	19,555.55	0.00	19,555.55
91282CFZ9	US TREASURY 3.875 11/30/27	5,000,000.00	4,969,439.19	4,970,381.45	11/30/2027	3.88	4.12	15,968.41	942.27	0.00	16,910.67
91282CGA3	US TREASURY 4.000 12/15/25	10,000,000.00	9,980,867.71	9,983,092.40	12/15/2025	4.00	4.28	32,967.03	2,224.68	0.00	35,191.72
91282CGV7	US TREASURY 3.750 04/15/26	5,000,000.00	0.00	4,988,047.95	04/15/2026	3.75	4.01	8,196.72	547.95	0.00	8,744.67
91282CJP7	US TREASURY 4.375 12/15/26	10,000,000.00	10,036,553.30	10,034,793.11	12/15/2026	4.38	4.15	36,057.69	(1,760.19)	0.00	34,297.50
TEXPOOL	TexPool	17,497,394.44	16,438,106.60	17,497,394.44	04/30/2025	5.34	4.35	59,287.84	0.00	0.00	59,287.84
TOTAL		87,800,384.99	87,440,558.20	87,578,210.34		4.02	4.35	292,722.12	21,392.60	0.00	314,114.73



Earnings by Fund

CUSIP	DESCRIPTION	ENDING PAR VALUE	BEGINNING BOOK VALUE	ENDING BOOK VALUE	FINAL MATURITY	COUPON RATE	YIELD	INTEREST EARNED	NET AMORTIZATION/ ACCRETION INCOME	NET REALIZED GAIN/LOSS	ADJUSTED INTEREST EARNINGS
GRAND TOTAL		680,549,595.00	695,441,014.73	678,886,018.73		2.98	4.38	2,082,517.48	421,787.35	0.00	2,504,304.84

Disclosure

Meeder provides monthly statements for its investment management clients to provide information about the investment portfolio. The information should not be used for audit or confirmation purposes. Please review your custodial statements and report any inaccuracies or discrepancies.

Certain information and data has been supplied by unaffiliated third parties. Although Meeder believes the information is reliable, it cannot warrant the accuracy of information offered by third parties. Market value may reflect prices received from pricing vendors when current market quotations are not available. Prices may not reflect firm bids or offers and may differ from the value at which the security can be sold.

Statements may include positions from unmanaged accounts provided for reporting purposes. Unmanaged accounts are managed directly by the client and are not included in the accounts managed by Meeder. This information is provided as a client convenience and Meeder assumes no responsibility for performance of these accounts or the accuracy of the data reported.

Investing involves risk. Past performance is no guarantee of future results. Debt and fixed income securities are subject to credit and interest rate risk. The investment return and principal value of an investment will fluctuate so that an investors shares, when redeemed, may be worth more or less than their original cost. Current performance may be lower or higher than the performance data quoted.

Investment advisory services provided by Meeder Public Funds, Inc. Please contact us if you would like to receive a copy of our current ADV disclosure brochure or privacy policy.

© 2024 Meeder Investment Management

meederpublicfunds.com | 866.633.3371





Collin College

April 2025 Monthly Report

2023-2030 Master Plan Phase I
Collin County Community College District

Project Number: 60726232

May 9, 2025

Quality Information

Prepared by	Reviewed by	Approved By
Nuria Cortes	Melissa Perette	Tim Smith
Nuria Cortes Program Controls Manager	Melissa Perette Project Campus Manager	Tim Smith Program Director

Revision History

Revision	Revision date	Details	Authorized	Name	Position
First Publication	May 9, 2025	April '25 Report	Yes	Tim Smith	Program Director

Distribution List

# Hard Copies	PDF Required	Association / Company Name
1		Dr. Neil Matkin / Collin College
1		Dr. Bill King / Collin College
1		Chris Eyle / Collin College

Prepared for:

Collin County Community College District
3452 Spur 399
Suite 327
McKinney, TX 75069

Prepared by:

Nuria Cortes
Program Controls Manager
E: ncortes.aecom@collin.edu

AECOM
13355 Noel Road
4th Floor
Dallas TX, 75240
aecom.com

Copyright © 2025 by AECOM

All rights reserved. No part of this copyrighted work may be reproduced, distributed, or transmitted in any form or by any means without the prior written permission of AECOM.

Table of Contents

1.	Introduction	5
2.	Executive Summary	5
3.	Program Summary	6
	3.1 Program Schedule	6
	3.2 Program Budget	7
	3.3 Current Personnel Estimate	7
4.	Project Summary	8
5	Completed Items	13
	5.1 General Program	13
	5.2 Procurement	13
	5.3 Design	13
	5.4 Pre-Construction	13
	5.5 Construction	13
	5.6 Acceptance and Close-Out	13
6	Pending Items	14
	6.1 General Program	14
	6.2 Procurement	14
	6.3 Design	14
	6.4 Pre-Construction	14
	6.5 Construction	14
	6.6 Acceptance and Close-Out	14
7	Progress Pictures	15
	7.1 Plano Campus Renovations	15
	7.2 Courtyard Center	16

1. Introduction

Collin College has currently approved 5 projects that make up this program, which will be managed by a third-party program management firm. The total budget for the 5 projects comprising this program is \$219,602,567.36. \$1,000,000 was moved from the Security Enhancements budget and \$1,000,000 from the 2 + 2 Academic Alliance budget to the Health Science project.

On February 27, 2024, the Board of Trustees granted the District President authority to enter into and negotiate a contract with AECOM Technical Services, Inc. (AECOM) to provide Program Management Services for the Collin College 2023 Master Plan Program. On May 3, 2024, Collin College and AECOM executed the Collin contract for program management services. As part of these services, AECOM will deliver a monthly report to provide status and progress of key aspects of the Program.

2. Executive Summary

Completed and Pending Items

- Plano Campus – Roof replacement proceeding. PD 2 siding drywall. Area J and K drywall being installed. Racquetball Court framing in progress. Courtyard paving removal complete. Starting work in the theater.
- Courtyard Center – First floor: Closing walls began and coring holes was completed. Second floor: one-sided walls began.
- CHEC – Contract Amendment was executed and Purchase Order was issued to Skanska. Skanska has started mobilizing, setting up laydown yard with fence, and flooring protection on the first and second floor.
- Health Science Center – Building Permit received from the City of Frisco. McCarthy continuing with onboarding of subcontractors and mobilization. McCarthy submitted their estimate for GMP 2. Project teams are vetting the estimate and schedule data.
- Wylie CTE – Re-Programming, program layout and the general building layout approved on April 30th. 100% SD due May 30th.

Items of close attention

- No items of close attention at this time

Budget Summary

- \$94,209,794.16 of the \$219,602,567.36 has been committed to-date in the form of contracts with various vendors.
- \$16,445,417.41 of the \$94,209,794.16 committed amount has been expended to-date.

3. Program Summary

3.1 Program Schedule

Project	Scope of Work	2024												2025												2026												2027											
		Jan	Feb	Mar	Apr	May	Jun	Jul	Aug	Sep	Oct	Nov	Dec	Jan	Feb	Mar	Apr	May	Jun	Jul	Aug	Sep	Oct	Nov	Dec	Jan	Feb	Mar	Apr	May	Jun	Jul	Aug	Sep	Oct	Nov	Dec	Jan	Feb	Mar	Apr	May	Jun	Jul	Aug	Sep	Oct	Nov	Dec
Plano Campus	Renovations & Upgrades																																																
CYC	Departmental Relocations																																																
CHEC	Departmental Relocations																																																
Health Sciences	New Building																																																
Wylie - CTE	New Building																																																

- Planning & Programming
- Design &
- Construction Documents
- Construction
- Final Completion & Close-Out

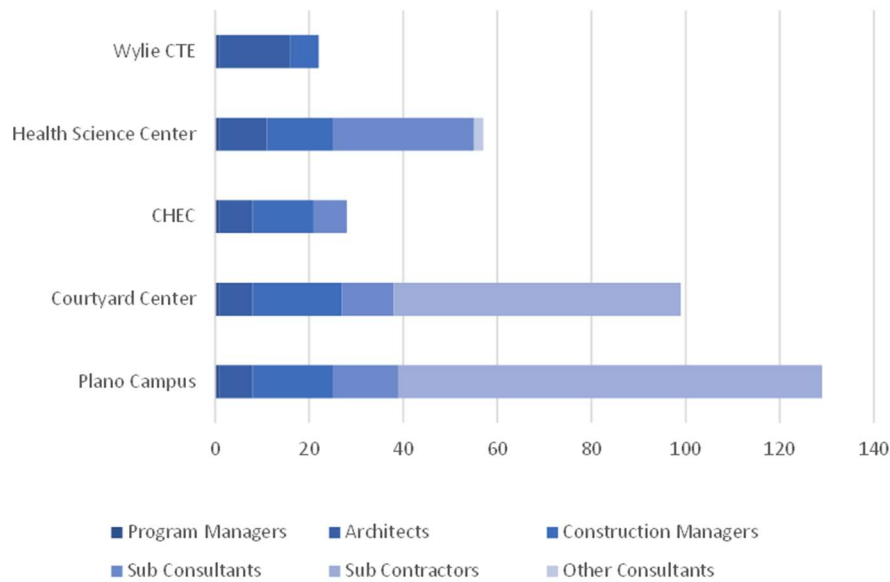


We Are Here

3.2 Program Budget

Budget Group	Original Budget	Current Budget	Commitments	Approved Changes	Total Commitments	Pending Commitments	Expended to Date
Construction, Equipment & Furnishings	\$157,491,962.00	\$186,104,456.00	\$75,144,029.33	\$226,342.00	\$75,370,371.33	\$345,416.25	\$7,233,695.09
Contingency	\$6,283,353.00	\$10,556,775.00	\$0.00	\$0.00	\$0.00	\$0.00	\$0.00
Investigation, Testing & Verification	\$2,847,939.00	\$3,146,268.00	\$1,056,417.00	\$0.00	\$1,056,417.00	\$122,453.00	\$51,365.00
Management, Design & Pre-Construction	\$17,145,727.36	\$19,342,275.36	\$16,902,594.01	\$811,800.00	\$17,714,394.01	\$0.00	\$9,160,357.32
Miscellaneous	\$393,015.00	\$452,793.00	\$68,611.82	\$0.00	\$68,611.82	\$2,794.00	\$0.00
Total	\$184,161,996.36	\$219,602,567.36	\$93,171,652.16	\$1,038,142.00	\$94,209,794.16	\$470,663.25	\$16,445,417.41

3.3 Current Personnel Estimate



It is estimated that the Program Managers, Architects, Construction Managers, Sub-Consultants, and Sub-Contractors, under contract with Collin College for the 2023 Master Plan Programs, have 335 employees contributing to the program’s progress.

CHEC Renovation

Project Name CHEC Renovation				Schedule																																													
Project Name CHEC Renovation		Project Number PJ1066		Scope Description																																													
Project Type Renovation		Project Phase Construction		*Renovations Collin Higher Education Center - Renovations of selected spaces on 1st, 2nd, 3rd and 4th floor.																																													
Project Manager Melissa Perette	Contractor/CM Skanska	Architect IN2 Architecture																																															
Project Directory																																																	
Company		Project Role		Progress Summary																																													
AECOM Technical Services, Inc.		Program Manager		<table border="1" style="width:100%; border-collapse: collapse;"> <thead> <tr> <th style="background-color: #0056b3; color: white;">Status Date</th> <th style="background-color: #0056b3; color: white;">Notes</th> </tr> </thead> <tbody> <tr> <td style="text-align: center;">4/30/2025</td> <td>Contract Amendment was executed. Purchase Order was issued to Skanska. Skanska has started mobilizing, setting up laydown yard with fence, and flooring protection on the first and second floor.</td> </tr> </tbody> </table>				Status Date	Notes	4/30/2025	Contract Amendment was executed. Purchase Order was issued to Skanska. Skanska has started mobilizing, setting up laydown yard with fence, and flooring protection on the first and second floor.																																						
Status Date	Notes																																																
4/30/2025	Contract Amendment was executed. Purchase Order was issued to Skanska. Skanska has started mobilizing, setting up laydown yard with fence, and flooring protection on the first and second floor.																																																
Collin College		Owner																																															
IN2 Architecture		A/E																																															
Skanska		A/E																																															
RWB Consulting Engineers																																																	
Cost Summary				Activity																																													
Budget Group		Original Budget		Current Budget		Commitments		Approved Changes		Total Commitments		Pending Commitments		Expended to Date																																			
Construction, Equipment & Furnishings		\$7,172,040.00		\$7,172,040.00		\$0.00		\$0.00		\$0.00		\$0.00		\$64,278.42																																			
Contingency		\$562,950.00		\$543,950.00		\$0.00		\$0.00		\$0.00		\$0.00		\$0.00																																			
Investigation, Testing & Verification		\$117,927.00		\$117,927.00		\$100,533.00		\$0.00		\$100,533.00		\$0.00		\$0.00																																			
Management, Design & Pre-Construction		\$860,348.36		\$879,348.36		\$844,348.36		\$5,000.00		\$849,348.36		\$0.00		\$299,623.00																																			
Miscellaneous		\$6,540.00		\$6,540.00		\$0.00		\$0.00		\$0.00		\$0.00		\$0.00																																			
Total		\$8,719,805.36		\$8,719,805.36		\$944,881.36		\$5,000.00		\$949,881.36		\$0.00		\$363,901.42																																			
				<table border="1" style="width:100%; border-collapse: collapse;"> <thead> <tr> <th style="background-color: #0056b3; color: white;">Baseline Finish</th> <th style="background-color: #0056b3; color: white;">Planned Finish</th> <th style="background-color: #0056b3; color: white;">Actual Finish</th> </tr> </thead> <tbody> <tr> <td style="text-align: center;">1/26/2024</td> <td style="text-align: center;">1/26/2024</td> <td style="text-align: center;">1/26/2024 ✓</td> </tr> <tr> <td style="text-align: center;">1/26/2024</td> <td style="text-align: center;">1/26/2024</td> <td style="text-align: center;">1/26/2024 ✓</td> </tr> <tr> <td style="text-align: center;">1/26/2024</td> <td style="text-align: center;">1/26/2024</td> <td style="text-align: center;">1/26/2024 ✓</td> </tr> <tr> <td style="text-align: center;">2/27/2024</td> <td style="text-align: center;">2/27/2024</td> <td style="text-align: center;">2/27/2024 ✓</td> </tr> <tr> <td style="text-align: center;">5/17/2024</td> <td style="text-align: center;">5/17/2024</td> <td style="text-align: center;">5/17/2024 ✓</td> </tr> <tr> <td style="text-align: center;">5/26/2024</td> <td style="text-align: center;">5/26/2024</td> <td style="text-align: center;">5/28/2024 ✓</td> </tr> <tr> <td style="text-align: center;">11/1/2024</td> <td style="text-align: center;">2/14/2025</td> <td style="text-align: center;">2/14/2025 ✓</td> </tr> <tr> <td style="text-align: center;">12/1/2024</td> <td style="text-align: center;">2/20/2025</td> <td style="text-align: center;">2/20/2025 ✓</td> </tr> <tr> <td style="text-align: center;">12/10/2024</td> <td style="text-align: center;">3/25/2025</td> <td style="text-align: center;">3/25/2025 ✓</td> </tr> <tr> <td style="text-align: center;">12/20/2024</td> <td style="text-align: center;">4/16/2025</td> <td style="text-align: center;">4/21/2025 ✓</td> </tr> <tr> <td style="text-align: center;">1/6/2025</td> <td style="text-align: center;">4/17/2025</td> <td style="text-align: center;">4/21/2025 ✓</td> </tr> <tr> <td style="text-align: center;">4/1/2026</td> <td style="text-align: center;">4/1/2026</td> <td style="text-align: center;">↑</td> </tr> <tr> <td style="text-align: center;">5/1/2026</td> <td style="text-align: center;">5/1/2026</td> <td style="text-align: center;">↑</td> </tr> </tbody> </table>				Baseline Finish	Planned Finish	Actual Finish	1/26/2024	1/26/2024	1/26/2024 ✓	1/26/2024	1/26/2024	1/26/2024 ✓	1/26/2024	1/26/2024	1/26/2024 ✓	2/27/2024	2/27/2024	2/27/2024 ✓	5/17/2024	5/17/2024	5/17/2024 ✓	5/26/2024	5/26/2024	5/28/2024 ✓	11/1/2024	2/14/2025	2/14/2025 ✓	12/1/2024	2/20/2025	2/20/2025 ✓	12/10/2024	3/25/2025	3/25/2025 ✓	12/20/2024	4/16/2025	4/21/2025 ✓	1/6/2025	4/17/2025	4/21/2025 ✓	4/1/2026	4/1/2026	↑	5/1/2026	5/1/2026	↑
Baseline Finish	Planned Finish	Actual Finish																																															
1/26/2024	1/26/2024	1/26/2024 ✓																																															
1/26/2024	1/26/2024	1/26/2024 ✓																																															
1/26/2024	1/26/2024	1/26/2024 ✓																																															
2/27/2024	2/27/2024	2/27/2024 ✓																																															
5/17/2024	5/17/2024	5/17/2024 ✓																																															
5/26/2024	5/26/2024	5/28/2024 ✓																																															
11/1/2024	2/14/2025	2/14/2025 ✓																																															
12/1/2024	2/20/2025	2/20/2025 ✓																																															
12/10/2024	3/25/2025	3/25/2025 ✓																																															
12/20/2024	4/16/2025	4/21/2025 ✓																																															
1/6/2025	4/17/2025	4/21/2025 ✓																																															
4/1/2026	4/1/2026	↑																																															
5/1/2026	5/1/2026	↑																																															

Plano Renovation

Project Name
 Plano Renovation

Project Name Plano Renovation	Project Number PJ1064
---	---------------------------------

Project Type Renovation	Project Phase Construction
-----------------------------------	--------------------------------------

Project Manager Tim Smith	Contractor/CM Skanska	Architect IN2 Architecture
-------------------------------------	---------------------------------	--------------------------------------

Project Directory	
Company	Project Role
AECOM Technical Services, Inc.	Program Manager
Collin College	Owner
Skanska	Construction Manager-at-Risk
IN2 Architecture	A/E
BAi, LLC	
Dunaway	
Foodservice Design Professional	
MATSON DRISCOLL & DAMICO LLP	
Price Consulting, Inc.	
RWB Consulting Engineers	



Scope Description

* Renovations to the Plano Campus
 * The Renovation includes:
 - Roof Replacement
 - Expanding Science Labs
 - Renovation and Expanding Health Sciences
 - Renovation in various other areas

Schedule				
Activity	Baseline Finish	Planned Finish	Actual Finish	
BOT Approval of Construction Delivery Method	1/26/2024	1/26/2024	↑	1/26/2024 ✓
BOT Approval of Recommended A/E	1/26/2024	1/26/2024	↑	1/26/2024 ✓
BOT Approval of Program Manager	2/27/2024	2/27/2024	↑	2/27/2024 ✓
BOT Approval of Recommended CMAR	3/26/2024	3/26/2024	↑	3/26/2024 ✓
Architect Mobilized	4/19/2024	4/19/2024	↑	4/19/2024 ✓
GMP 1 Construction Documents Submittal	7/26/2024	8/2/2024	↑	8/2/2024 ✓
BOT Approval of GMP 1	9/24/2024	9/24/2024	↑	9/24/2024 ✓
GMP 2 Construction Documents Submittal	10/21/2024	9/19/2024	↓	9/20/2024 ✓
BOT Approval of GMP 2	12/10/2024	12/10/2024	↑	12/10/2024 ✓
Obtain Building Permit	12/13/2024	1/13/2025	↑	1/30/2025 ✓
Contractor Mobilized	12/20/2024	12/20/2024	↑	12/20/2024 ✓
Substantial Completion	6/1/2026	7/30/2026	↑	
Final Completion	7/21/2026	8/6/2026	↑	
Student Occupancy	8/17/2026	8/17/2026	↑	

Progress Summary	
Status Date	Notes
4/30/2025	Roof replacement proceeding. PD 2 siding drywall. Area J and K drywall being installed. Racquetball Court framing in progress. Courtyard paving removal complete. Starting work in the theater

Cost Summary							
Budget Group	Original Budget	Current Budget	Commitments	Approved Changes	Total Commitments	Pending Commitments	Expended to Date
Construction, Equipment & Furnishings	\$62,835,304.00	\$74,293,298.00	\$68,507,552.94	\$226,342.00	\$68,733,894.94	\$88,089.68	\$6,896,753.67
Contingency	\$2,372,401.00	\$2,908,102.00	\$0.00	\$0.00	\$0.00	\$0.00	\$0.00
Investigation, Testing & Verification	\$1,150,911.00	\$1,359,240.00	\$585,959.00	\$0.00	\$585,959.00	\$3,900.00	\$45,085.00
Management, Design & Pre-Construction	\$6,895,542.00	\$8,078,310.00	\$6,987,542.26	(\$10,000.00)	\$6,977,542.26	\$0.00	\$4,169,791.30
Miscellaneous	\$305,272.00	\$361,050.00	\$70,008.82	\$0.00	\$70,008.82	\$0.00	\$0.00
Total	\$73,559,430.00	\$87,000,000.00	\$76,151,063.02	\$216,342.00	\$76,367,405.02	\$91,989.68	\$11,111,629.97

Health Science Center

Project Name
Health Science Center

Project Name
Health Science Center

Project Number
PJ1067

Project Type
New

Project Phase
Design

Project Manager
Penny Busch

Contractor/CM
McCarthy Building Comp...

Architect
PBK Architects, Inc.

Project Directory	
Company	Project Role
JQ Engineering (IMEG)	Structural Engineer
AECOM Technical Services, Inc.	Program Manager
Collin College	Owner
RWB Consulting Engineers	MEP
CCA Landscape Architects, Inc.	Landscape Architect
McCarthy Building Companies, Inc.	Construction Manager-at-Risk
RLK Engineering	Civil Engineer
PBK Architects, Inc.	A/E
PBK	



Scope Description

Construction of new Health Science Center, Frisco, Texas

The building will be:
3 stories totaling 120,000 square feet
90,000 square feet to be finished out, 30,000 square feet to remain shell

New Programs:
MLT
Radiography
Cath Lab
Nuclear Med
CT Technology
MRI Technology

Programs Moving or Expanding:
Nursing
Diagnostic Sonography (program move from McKinney)
Physical Therapy Assistant
Health Professions

Interdisciplinary Spaces:
AR/VR Lab space
Healthcare Simulation space

Schedule				
Activity	Baseline Finish	Planned Finish	Actual Finish	
Architect Mobilized	4/30/2024	4/30/2024	4/30/2024	↑ ✓
Programming	7/30/2024	8/15/2024	8/15/2024	↑ ✓
Schematic Design	9/30/2024	10/4/2024	10/4/2024	↑ ✓
Design Development Completion	12/20/2024	12/20/2024	12/18/2024	↑ ✓
GMP 1 Package Issuance	12/22/2024	12/18/2024	12/18/2024	↓ ✓
GMP 1 Package Bidding	1/15/2025	1/24/2025	1/24/2025	↑ ✓
BOT Approval of GMP 1	2/25/2025	2/25/2025	2/25/2025	↑ ✓
Contractor Mobilized	2/26/2025	5/1/2025		↑
GMP 2 - 100% CDs Bidding	3/28/2025	2/28/2025	2/28/2025	↓ ✓
Foundations Complete	4/30/2025	8/5/2025		↑
GMP 2 - 100% CDs Issuance	5/12/2025	5/12/2025		↑
BOT Approval of GMP 2	5/31/2025	5/27/2025		↓
Structures Complete	2/28/2026	12/3/2025		↓
Interior Finish-Out Complete	7/15/2026	9/16/2026		↑
Substantial Completion	7/31/2026	11/30/2026		↑
Temporary CO	8/7/2026	10/31/2026		↑
Final CO	8/14/2026	11/30/2026		↑
Final Completion	8/31/2026	12/9/2026		↑
Owner Occupancy	8/31/2026	1/19/2027		↑
Student Occupancy	8/31/2026	1/19/2027		↑

Progress Summary	
Status Date	Notes
4/30/2025	Building Permit received from the City of Frisco. McCarthy continuing with onboarding of subcontractors and mobilization.
4/30/2025	McCarthy submitted their estimate for GMP 2. Project teams are vetting the estimate and schedule data.

Cost Summary							
Budget Group	Original Budget	Current Budget	Commitments	Approved Changes	Total Commitments	Pending Commitments	Expended to Date
Construction, Equipment & Furnishings	\$47,793,062.00	\$61,793,062.00	\$2,036,478.26	\$0.00	\$2,036,478.26	\$0.00	\$272,663.00
Contingency	\$1,987,031.00	\$4,118,232.00	\$0.00	\$0.00	\$0.00	\$0.00	\$0.00
Investigation, Testing & Verification	\$777,028.00	\$777,028.00	\$420,227.00	\$0.00	\$420,227.00	\$0.00	\$0.00
Management, Design & Pre-Construction	\$5,212,227.00	\$6,081,027.00	\$5,162,227.03	\$811,800.00	\$5,974,027.03	\$0.00	\$3,908,230.00
Miscellaneous	\$44,652.00	\$44,652.00	\$0.00	\$0.00	\$0.00	\$0.00	\$0.00
Total	\$55,814,000.00	\$72,814,001.00	\$7,618,932.29	\$811,800.00	\$8,430,732.29	\$0.00	\$4,180,893.00

Wylie CTE

Project Name Wylie CTE					Schedule						
Project Name		Project Number	Activity				Baseline Finish	Planned Finish	Actual Finish		
Wylie CTE		PJ1068									
Project Type		Project Phase		Scope Description Construction of a new Career Technical Education (CTE) building on the Wylie Campus. - Approximately 50,000 square feet - Building will provide space for the following: - Welding - HVAC - Electronic Engineering Technology (EET) - Certified Nurse Aid (CNA)							
New		Programming									
Project Manager	Contractor/CM	Architect									
Kella Hilton	Skanska	Page Southerland Page...									
Project Directory											
Company		Project Role									
AECOM Technical Services, Inc.											
Collin College											
Page Southerland Page, Inc.											
RWB Consulting Engineers											
Skanska											
Progress Summary											
Status Date Notes											
4/30/2025 Re-Programming, program layout and the general building layout approved 4/30/2025. 100% SD due 5/30/2025.											

Cost Summary							
Budget Group	Original Budget	Current Budget	Commitments	Approved Changes	Total Commitments	Pending Commitments	Expended to Date
Construction, Equipment & Furnishings	\$34,700,000.00	\$37,854,500.00	\$0.00	\$0.00	\$0.00	\$0.00	\$0.00
Contingency	\$1,066,490.00	\$2,706,010.00	\$0.00	\$0.00	\$0.00	\$0.00	\$0.00
Investigation, Testing & Verification	\$720,000.00	\$810,000.00	\$0.00	\$0.00	\$0.00	\$0.00	\$0.00
Management, Design & Pre-Construction	\$3,481,510.00	\$3,593,490.00	\$3,217,740.00	\$0.00	\$3,217,740.00	\$0.00	\$599,743.85
Miscellaneous	\$32,000.00	\$36,000.00	\$0.00	\$0.00	\$0.00	\$0.00	\$0.00
Total	\$40,000,000.00	\$45,000,000.00	\$3,217,740.00	\$0.00	\$3,217,740.00	\$0.00	\$599,743.85

5 Completed Items

5.1 General Program

- Facilities Meeting was held on April 7th, 14th, 21st, and 28th

5.2 Procurement

- Health Science Center, PO issued for Farnsworth to provide Commissioning services
- CHEC, PO issued for Farnsworth to provide Commissioning services
- CHEC, Contract executed and PO issued for Skanska to provide Construction services

5.3 Design

- Health Science Center, Design team completed design reviewed with City of Frisco and received approval for obtaining the Building Permit

5.4 Pre-Construction

- Health Science Center, McCarthy submitted GMP 2 estimate on April 15th

5.5 Construction

- Plano Campus OAC meetings were held on April 3rd, 10th, 17th, and 24th
- Courtyard Center OAC meetings were held on April 3rd, 10th, 17th, and 24th
- CHEC, Renovations Kick-off Meeting was held between Collin College, AECOM, IN2, and Skanska on April 3rd
- CHEC OAC Meetings were held on April 10th, 17th, and 24th
- Plano Campus, Schedule review meeting was held between Collin College, AECOM, and Skanska on April 1st
- Plano Campus, Meeting on the Barnes & Noble Move was held between Collin College, Barnes and Noble, AECOM, IN2, and Skanska on April 2nd
- Plano Campus, Commissioning Coordination meeting was held between AECOM, IN2, Skanska, RWB, Mechanical Partners, and Texas Air Systems on April 7th
- Courtyard Center, 100% reconciliation meeting was held between AECOM, Skanska, IN2, and RWB on April 8th
- Plano Campus, Campus Bookstore Final Location discussion was held between Collin College, AECOM, IN2, Barnes and Noble, and Skanska on April 9th
- Courtyard Campus and Plano Campus, FF&E and IT costs and schedule meeting was held between Collin College on April 9th
- Plano Campus, IT Costs meeting was held between Collin College, AECOM, and IN2 on April 16th
- MDF Main Power Shutdown meeting was held between Collin College, AECOM, Skanska, and RWB on April 23rd
- Plano Campus, H/I MEP Coordination meeting was held between Collin College, AECOM, IN2, Skanska, Mechanical Partners, and RWB on April 22nd and 29th
- Plano Campus, Pre-Install of Lab Casework and Electrical Coordination meeting was held between Collin College, AECOM, Skanska, and RWB on April 25th

5.6 Acceptance and Close-Out

- No Acceptance and Close-Out items are completed at this time

6 Pending Items

6.1 General Program

- No General Program items are pending at this time

6.2 Procurement

- Health Science Center, pending final execution of GMP 1 amendment to toe McCarthy contract
- Health Science Center, Braun Intertec proposal submitted for final approval and PO to be issued

6.3 Design

- Health Science Center, Design team working to finalize the IFC documents to be issued in May 2025

6.4 Pre-Construction

- Health Science Center, McCarthy onboarding subcontractors for GMP 1 is ongoing
- Health Science Center, McCarthy continues to coordinate mobilization and engagement at the site

6.5 Construction

- Plano Campus, roof work will continue. Aux Services and PD area will deliver in May. Work to start in Area K first floor and Science Labs after Spring semester.
- Courtyard Center, install finishes, MEP trim and flooring on the 1st floor. Two side walls, tape, float, paint, install finishes and flooring on the 2nd floor.
- CHEC, make safe and demo to continue, followed by install of metal studs and blocking.

6.6 Acceptance and Close-Out

- No Acceptance and Close-out Items are pending at this time

7 Progress Pictures

7.1 Plano Campus Renovations



Fine Arts Courtyard Paving Demo Complete



Fine Arts Courtyard Exploration
Holes for Footing locations



Roof Chiller Removed to Allow for Roof Work



Roof Chiller Back in Place



Auxiliary Services Space May Occupancy




Theater Renovation


7.2 Courtyard Center



1st Floor – Cosmetology Shampoo Areas with Cores and 2 Walls Closed off



1st Floor – Mothers Room with Plumbing Added for Sink



1st Floor – Welcome Center Reception Area with Electrical Added for Wall



2nd Floor – Esthetician Lab, Insulation and One-sided Walls



2nd Floor – Esthetician Reception Area with Intake Offices, Insulation and One-sided Walls



2nd Floor – Medical Massage Lab Storage, Insulation in Walls