

# Denton ISD Legislative Priorities

An overview of our district's legislative efforts, progress,  
and ways for our community to get involved.







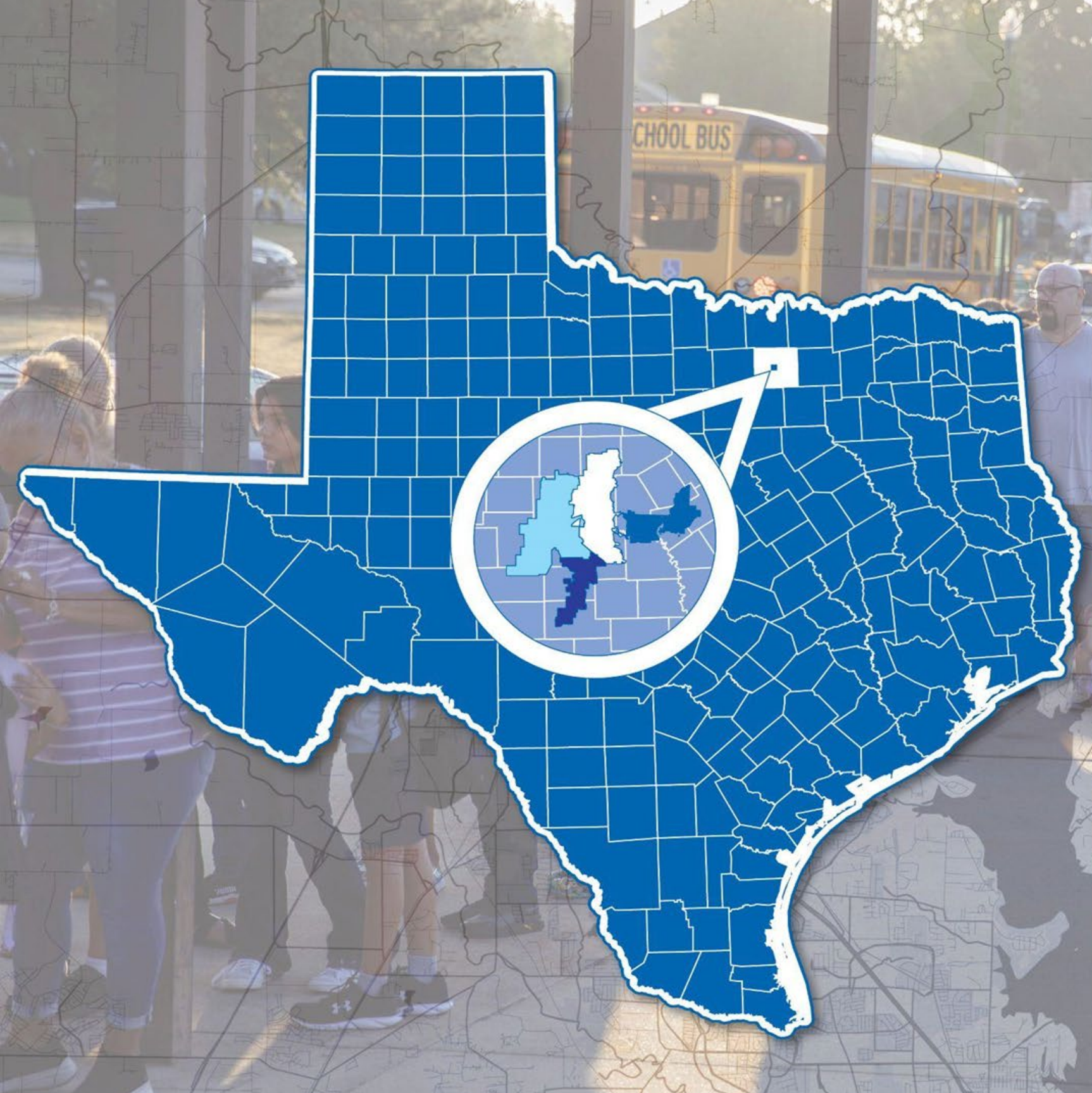
“A general diffusion of knowledge being essential to the preservation of the liberties and rights of the people, it shall be the duty of the Legislature of the State to establish and make suitable provision for the support and maintenance of an efficient system of public free schools.”

---

## The Texas Constitution

### Article 7, Section 1





## The Places and Communities We Serve:

Argyle  
Aubrey  
Bartonville  
Copper Canyon  
Corinth  
Cross Roads  
Denton  
Double Oak  
Lantana  
Little Elm  
Oak Point  
Paloma Creek  
Prosper  
Providence  
Robson Ranch  
Savannah  
Shady Shores  
Union Park



186 sq. miles  
33,372 students  
4,690 Educators/Staff  
45 Campuses (PreK-12)



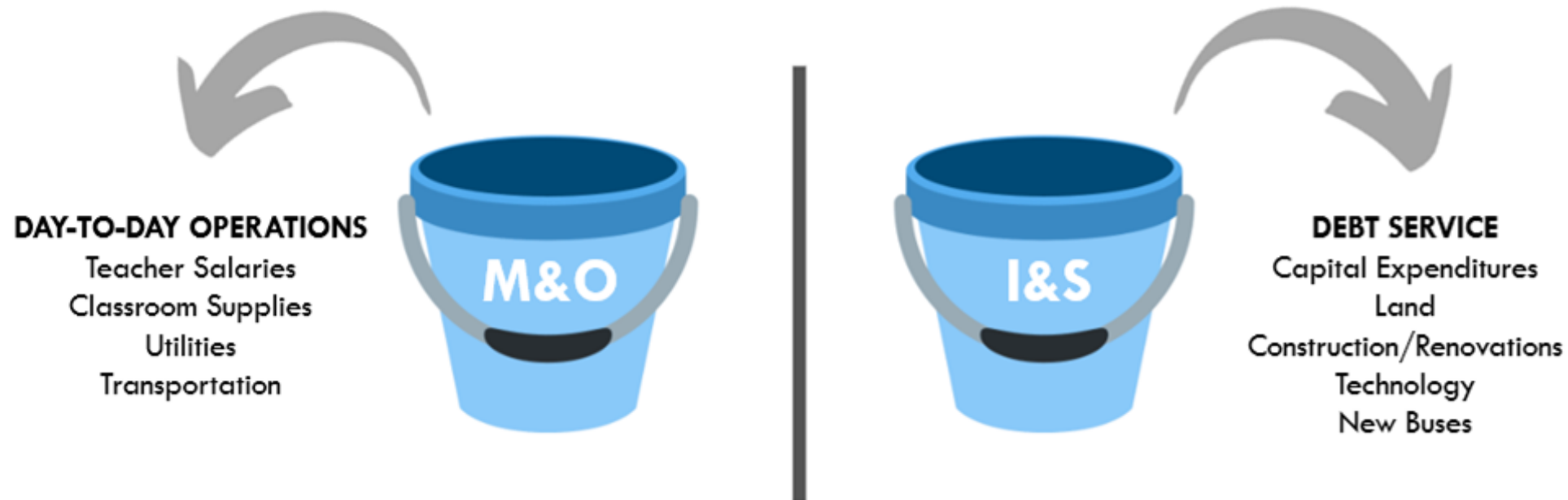
# Denton ISD Board Goals



# Texas Public School Finance



## Two “Buckets” of State Funding



The size of the M&O “bucket” is based on average student attendance and student attributes - **not the amount of property taxes collected locally**

TEA sets the Maximum Compressed Rate (MCR) annually for the District

The Board of Trustees sets the I&S tax rate based on debt service payment requirements

The I&S rate is capped at \$0.50 (per \$100/valuation)

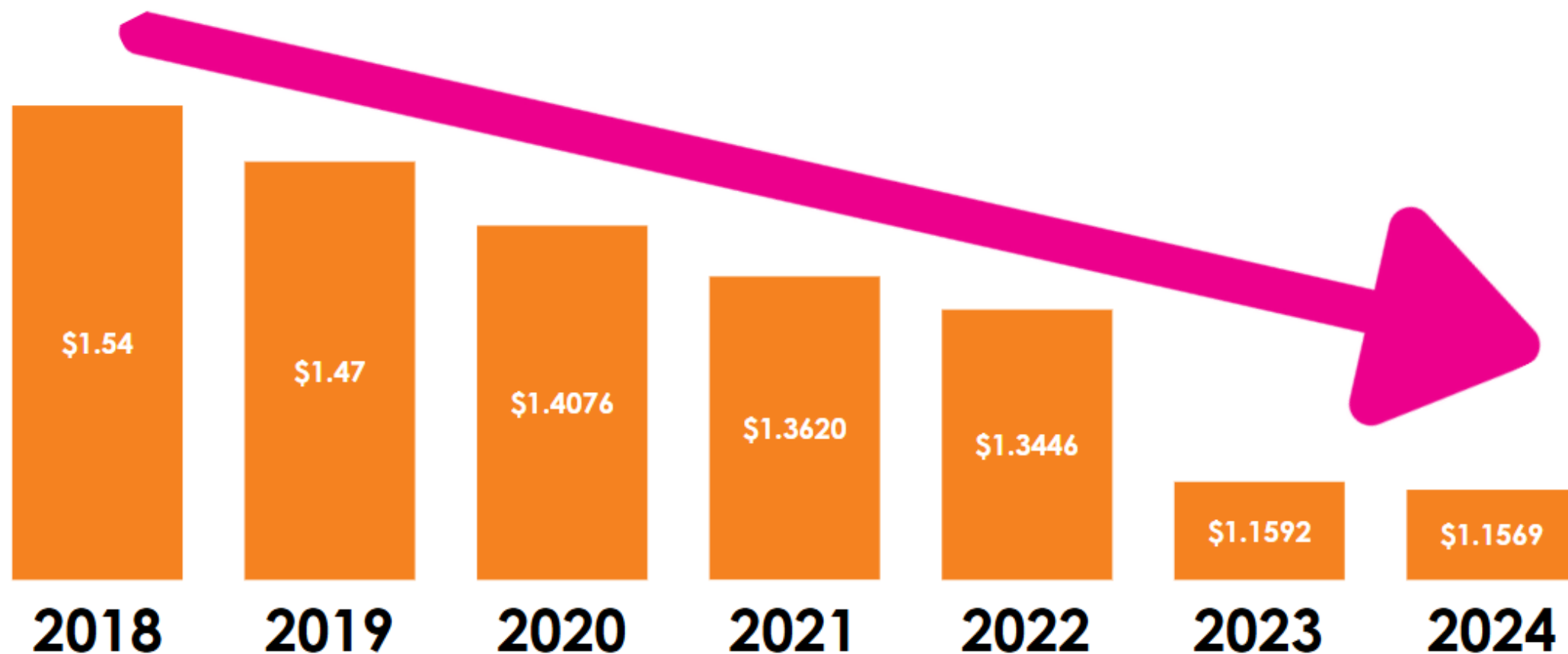


# What is the **tax** impact?



A state homestead exemption reduces a home's taxable value by \$100,000. Therefore, the taxable value of an average home in Denton ISD (about \$465,000) would be \$365,000.

## Denton ISD Adopts Lowest Tax Rate in More Than a Decade



## School taxes, by the glass

Since the district's property values have been increasing, Denton ISD receives less funding from the state.

Less State Aid

Greater  
Property Tax  
Revenue



Local property taxes fill the glass first, and the state fills in any space that is left.

State Aid

Property Tax  
Revenue



# TEXAS RANKS IN THE BOTTOM 10 IN PER PUPIL SPENDING



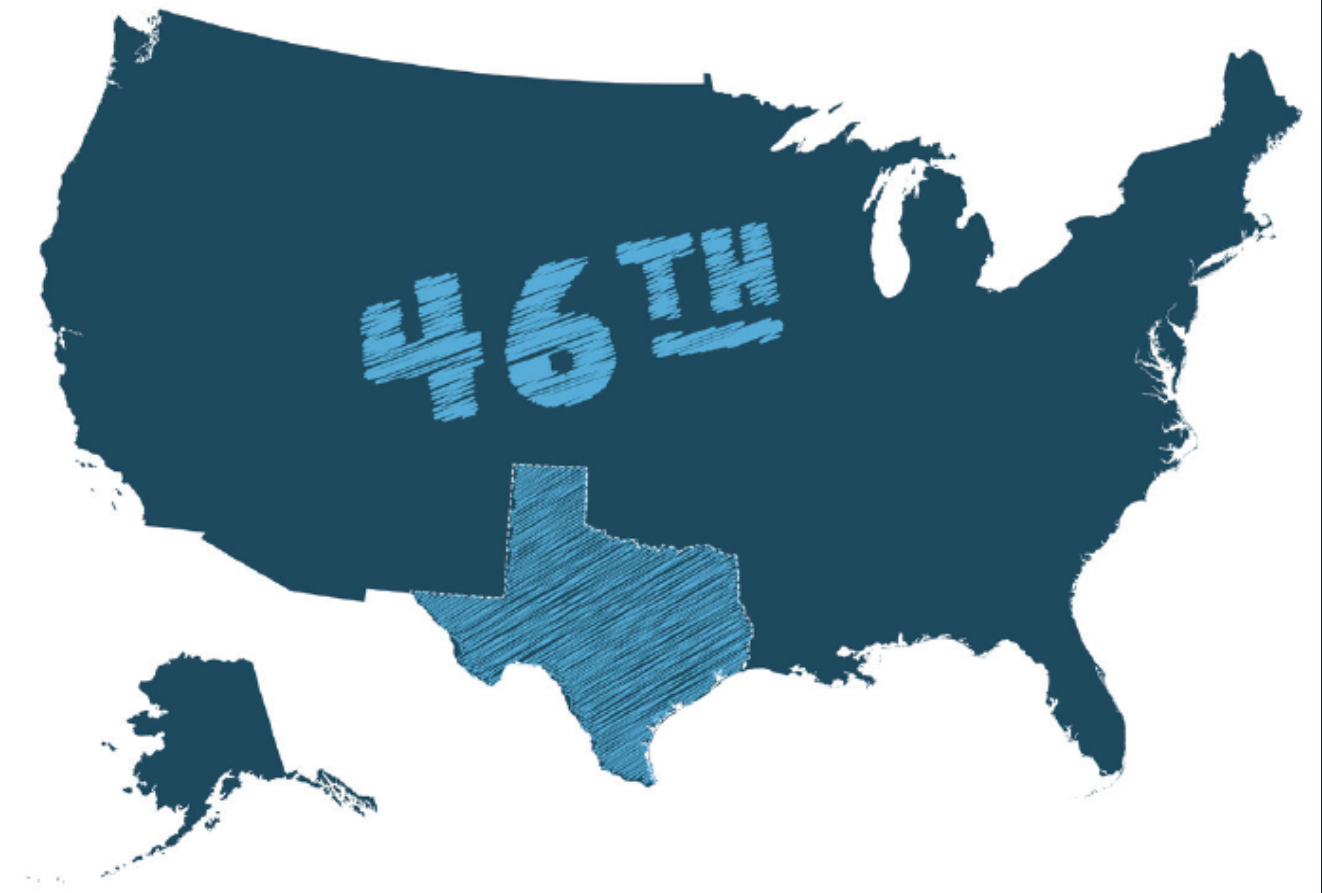
## Texas Continues to Rank in the Bottom 10 in School Funding

Texas continues to rank in the bottom 10 states nationally for state spending on education, trailing the national average by over \$4,400 per student.<sup>2</sup> The long-lasting impact of underfunding our public schools is profound.

Investment in education is crucial. The Legislature alone holds the power to adjust school funding to meet the demands of the 2025 economy and support students' unique and varied needs.

Every legislative session, the state saves billions from local home and business property value growth, but the Legislature is not reinvesting these billions of dollars back into public education. Texas has an equalized school funding system, meaning when local school taxes increase, the state has to contribute less money unless it increases school funding formulas. The state saved over \$8 billion last legislative session because it did not increase any of the major funding formulas driving our spending per student.

Texas Ranking: 2024 NEA State Rankings Report <sup>1</sup>



# How much does a district receive?



A District is funded using a formula that is set in state statute and is based on the number of students enrolled, student demographics, attendance and the school's participation in special programs.

The district funding formula includes:

- **Basic allotment** – \$6,160 per student and does not include an inflation factor
- **Average Daily Attendance (ADA)** – average number of students who come to class on any given day
- **Weighted-student units** – student populations that need more educational resources including those classified as at-risk, economically disadvantaged, bilingual, special education, gifted and talented, career and technical education, and dyslexia.

## Student Attendance is important!

When students come to class, they not only increase their learning opportunities, but they also increase their district's state funding for the year.

If the district increased its average daily attendance by only 155 students, the district's state funding would increase by approx. \$1.2 million, which means more funds for the activities that are important to you and your family.

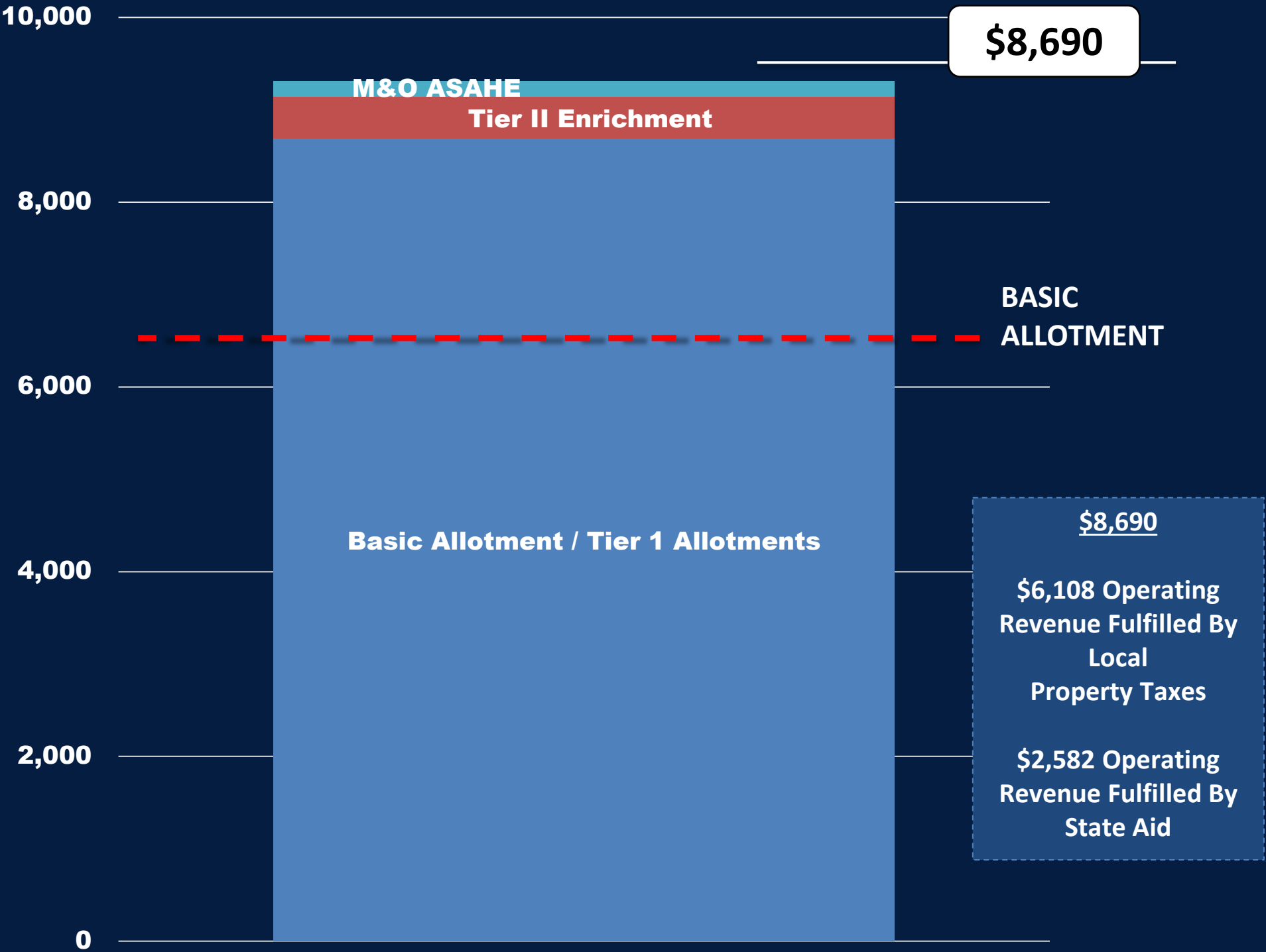
However, a decrease of 310 students in average daily attendance for the school year would earn the district approx. \$2.1 million less in state funding.

## ATTENDANCE RECORD

Date	Time



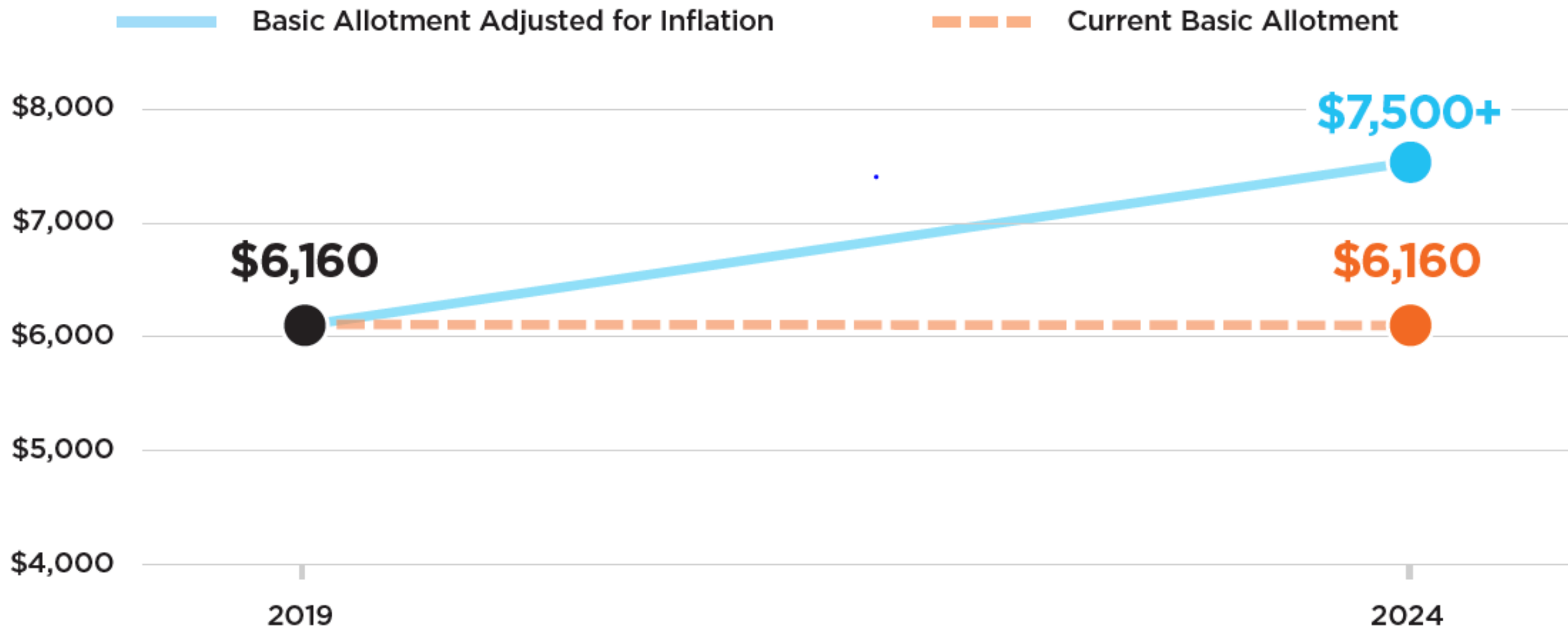
**DENTON INDEPENDENT SCHOOL DISTRICT  
2023-2024 REVENUE PER AVERAGE DAILY ATTENDANCE  
AVAILABLE FOR DAILY OPERATION**



# Basic Allotment

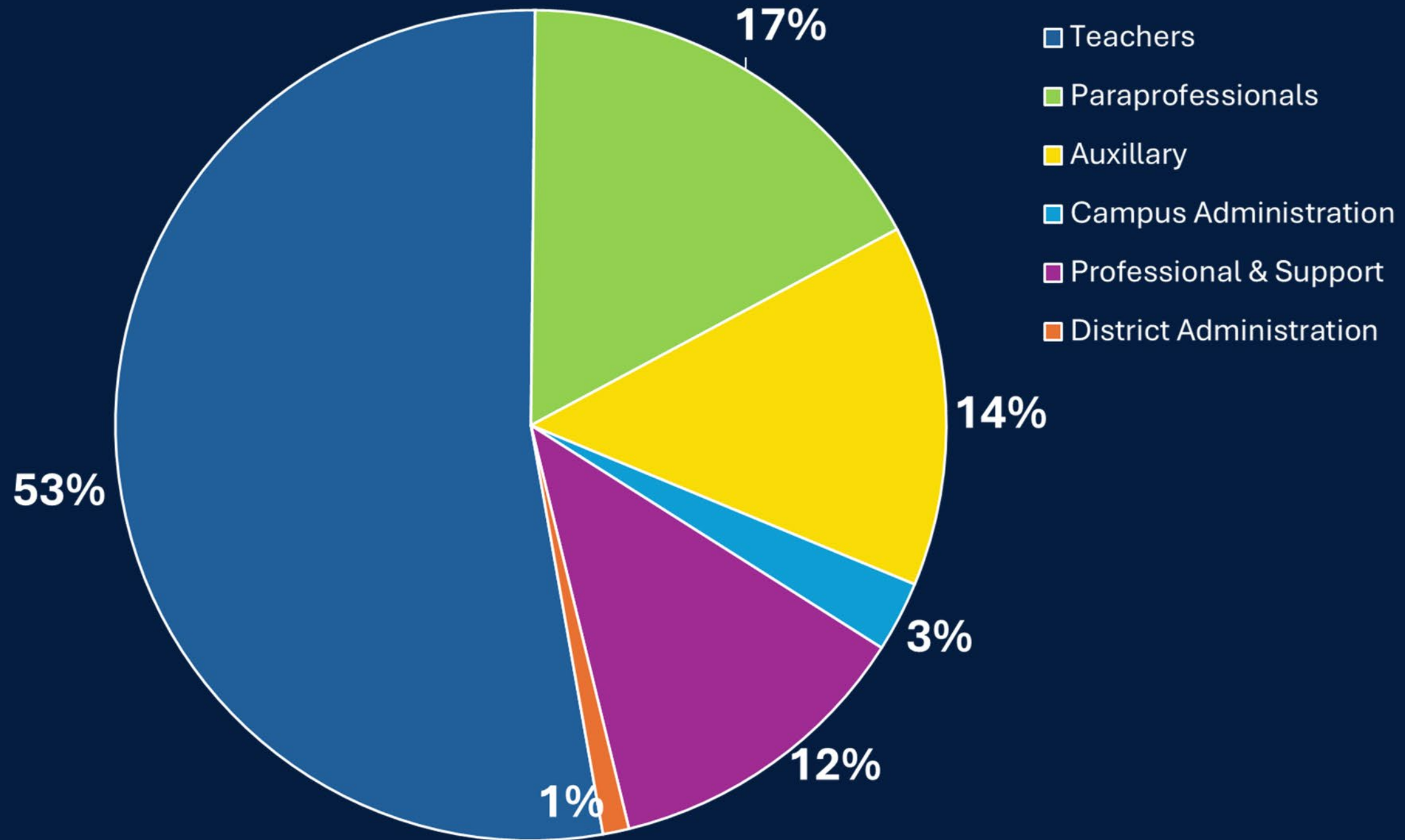


## Keep Pace with Inflation: Unlock Texas School Funding





# DENTON ISD STAFF COMPOSITION





# Budgetary Pressures

Since the beginning of the 23-24 School Year:

- **\$6,592,071** School Health and Related Services (SHARS) loss of funding
- **\$7,438,226** Transportation funding gap
- **\$4,440,228** Safety and Security requirements annual funding gap from House Bill 3 (88<sup>th</sup> Regular Session)
- **\$256,338** Denton County Appraisal District cost increase
- **\$2,529,103** (and climbing) Utilities cost increase
- **\$1,545,452** Property Casualty Insurance cost increase
- **\$10,000,000** in raises in 2023 based on assurances that the \$4 billion in the state budget would be flowed to public schools

**\$32,801,418**  
**TOTAL**  
**BUDGET**  
**IMPACT**



# Where Denton ISD Stands

---



2024-2025 Expenditures: **\$342,048,541**

---

2024-2025 Revenue: **\$322,131,145**

---

2024-2025 Deficit Budget: **\$19,917,396**

# DEFICIT AREAS AND FUNDING GAPS



## Denton ISD

## Texas

**\$2,490,955**



Pre-K Programming

**\$460,000,000**

**\$9,859,333\***



Special Education

**\$2,150,000,000**

**\$7,438,226**



Transportation

**\$1,700,000,000**

**\$4,440,228**



Safety and Security

**\$750,000,000**



# Denton ISD Legislative Priorities:

1

## Increased Funding

In order to continue providing excellent opportunities for students and value our teachers.

2

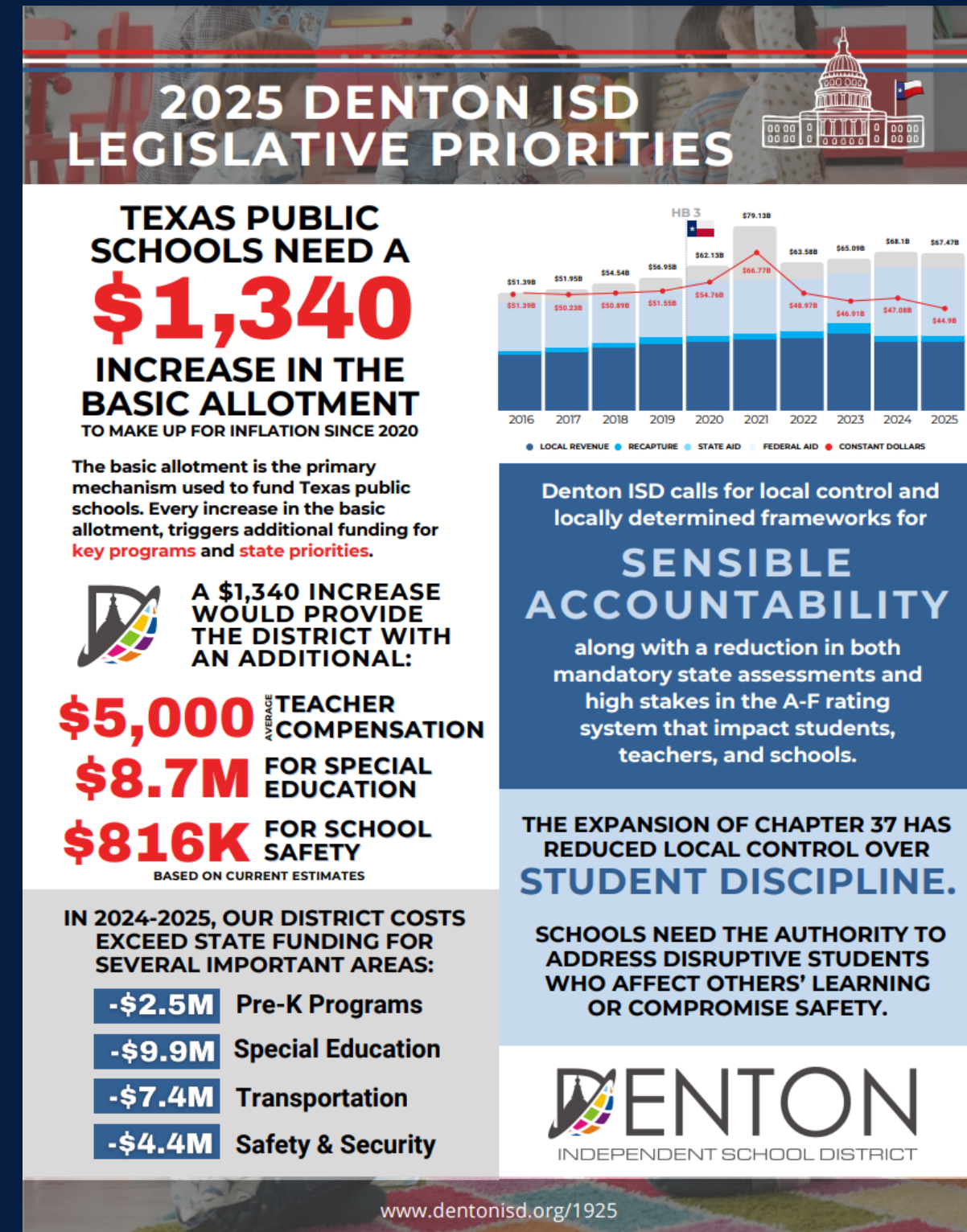
## Sensible Accountability

Reduction in mandatory assessments and reliance on high stakes testing.


3

## Local Control over Student Discipline

Provide local authority to address disruptive students that affect others' learning or compromise safety.

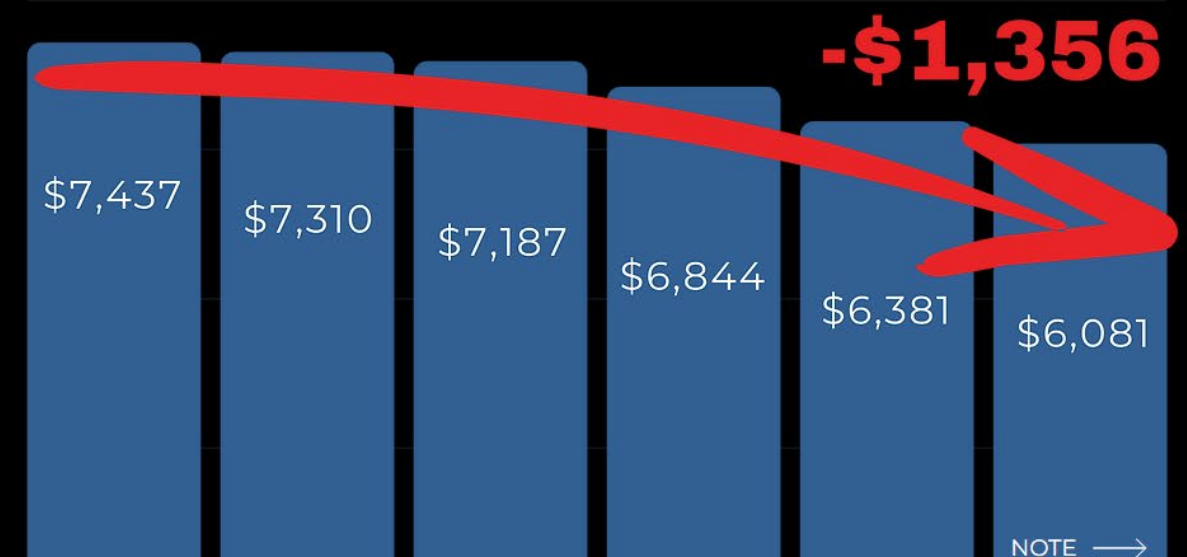


# FUND SCHOOLS FIRST WEBSITE



TEXAS PUBLIC SCHOOLS NEED A  
**\$10 BILLION** INCREASE TO ANNUAL  
FUNDING TO MAKE UP FOR  
INFLATION SINCE 2020

INFLATION ADJUSTED PER-WADA FUNDING



## Increase in the Basic Allotment

\$ 1340



## Average Raise for Teachers, Counselors, Librarians, & Nurses

**\$5,505**

## Special Education Allotment Increase

**\$1.38 Billion**

## School Safety Allotment Increase

**\$133.9 Million**

## Decrease in Recapture

**-\$788 Million**



# Transparency in Denton ISD



Denton ISD is focused on ensuring transparency throughout this educational budget planning process.

All meeting information can be accessed at:

[www.dentonisd.org/1925](http://www.dentonisd.org/1925)

