

VICKSBURG COMMUNITY SCHOOLS

Food Service Food & Nutrition Report

Maureen Ouvry, Director



Our Mission

To share the vision of healthy children
so that every student is able to reach
his/her full potential with the ability to
make healthy choices at an
economical cost.

Food for Thought

TO: CHARLES GLAES & THE BOARD OF EDUCATION
FROM: MAUREEN OUVRY
DATE: NOVEMBER 15, 2016
RE: **FOOD & NUTRITION REPORT**

The assistance that Food Service is able to provide to our students is both fundamental and indispensable. While finances can be a bit of a balancing act for many households, the school meals program continued to be vital as we served over 300,000 nourishing meals during the year! Promoting a healthy eating lifestyle, school meals continue to be fresh, economical, and value packed!

Federal regulations have an impact on our program each year. The positive outcome is that our students are consuming more fruits, vegetables, whole grains and other healthy options. Decreases were more common within the paid meal category compared to the free or reduced price categories, which mirror national participation trends. During the 2015-2016 school year we experienced a decrease in school lunch participation. The school breakfast program had a slight increase in participation.

The Great Start Readiness Programs (Bulldog Beginnings) along with Tobey's Head Start program have had a direct positive effect at all three elementary schools. This provided us the opportunity to provide breakfast, lunch and afternoon snack to an additional 45 students. These students have been determined to be "at-risk" and therefore qualify for free school meals. This provided an enhancement in our grant money for the school year.

Professional Development for all Food Service employees became a national requirement during the 2015-2016 school year. Our staff has had a strong commitment to professional development for many years, achieving well over the mandated hours. The total hours of professional development between 17 employees (including Director) in 2015-2016 was over 255 hours. The success of this program has been demonstrated time and again through the exceptional performance of our staff. An impressive 100% of our staff participates and brings the benefits into their work environment.

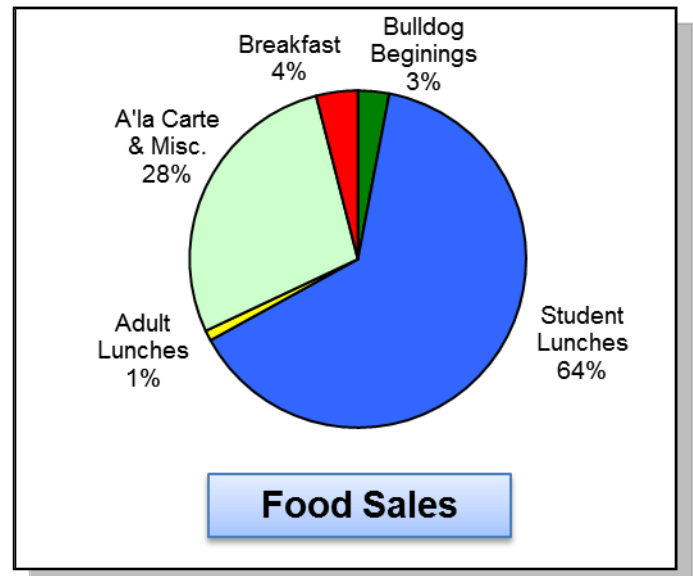
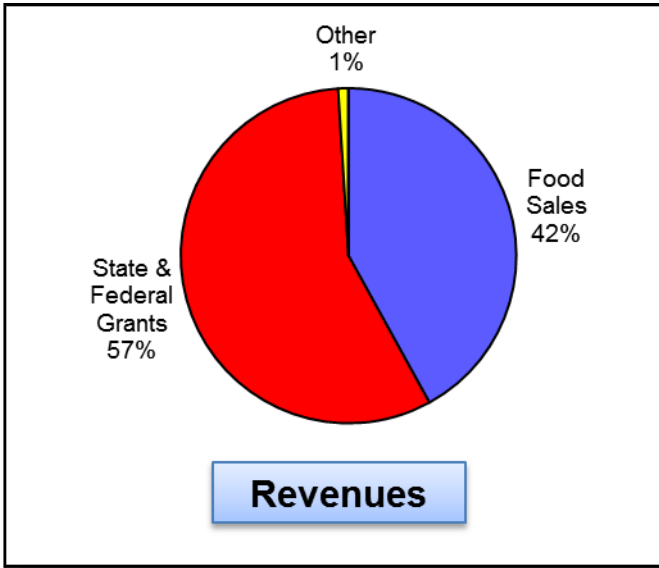
The Summer Feeding program continues to help bridge the gap for our "at-risk" students during the summer. Heather Fenwick, our Kitchen Manager at Sunset Lake Elementary, produced over 1,500 breakfasts and 1,650 delicious and nutritious school lunches.

We remain focused on healthy children that are ready to learn.

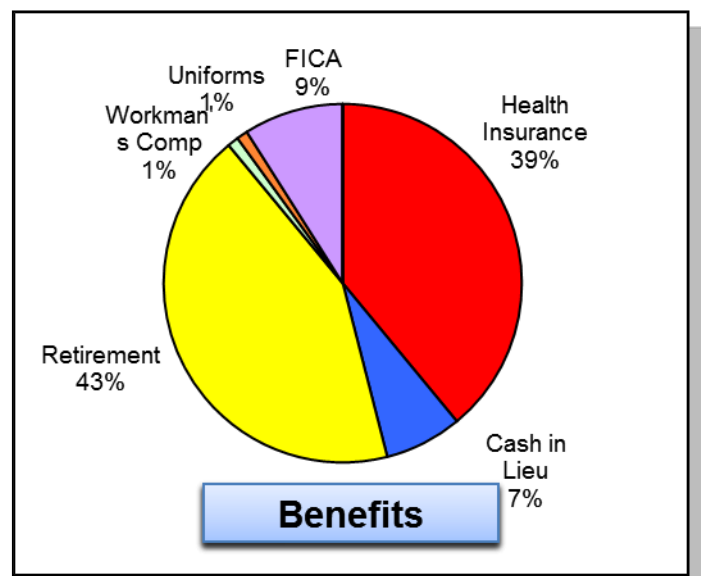
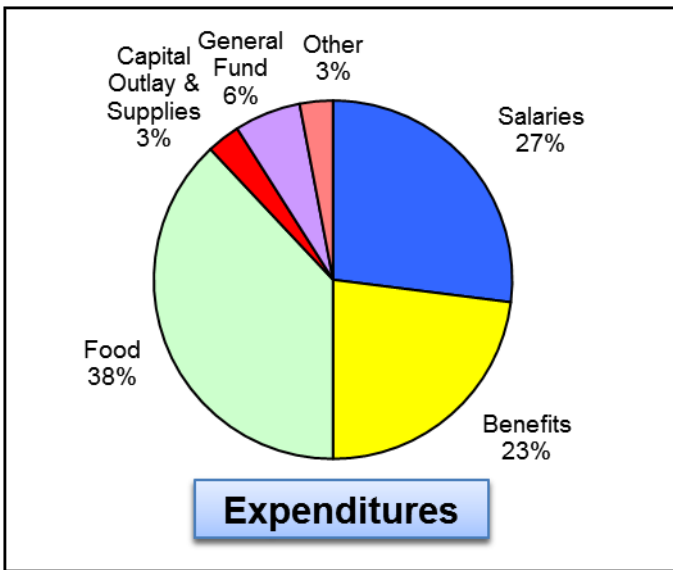
**FOOD SERVICE
REVENUE AND EXPENDITURES
AT A FIVE-YEAR GLANCE**

REVENUE FOR FOOD SERVICE					
	11-12 ACTUAL	12-13 ACTUAL	13-14 ACTUAL	14-15 ACTUAL	15-16 ACTUAL
Food Sales	\$522,014	\$550,641	\$513,182	\$507,921	\$481,197
State & Federal Grants	\$517,785	\$503,613	\$590,895	\$616,988	\$656,772
Other	\$2,592	\$373	\$1,219	\$2,171	\$1,069
TOTAL REVENUES	\$1,042,391	\$1,054,627	\$1,105,296	\$1,127,080	\$1,139,038
EXPENDITURES FOR FOOD SERVICE					
	11-12 ACTUAL	12-13 ACTUAL	13-14 ACTUAL	14-15 ACTUAL	15-16 ACTUAL
Salaries	\$279,433	\$299,147	\$289,561	\$303,500	\$316,996
Benefits	\$185,690	\$199,179	\$212,626	\$248,502	\$269,118
Food Supplies	\$421,089	\$388,180	\$442,234	\$414,222	\$443,474
Capital Outlay / Supplies	\$48,699	\$58,763	\$76,811	\$42,531	\$28,932
Other	\$9,056	\$11,004	\$6,251	\$14,725	\$22,564
Indirect Cost Reimbursement to General Fund	\$73,462	\$75,547	\$75,000	\$73,000	\$74,000
TOTAL EXPENDITURES & TRANSFERS	\$1,017,429	\$1,031,820	\$1,102,483	\$1,096,480	\$1,155,084

WHERE DOES THE MONEY COME FROM?



WHERE DOES THE MONEY GO?



HEALTHY BULLDOG MEAL QUICK BITES 2015-2016

- ☞ We served 74,754 breakfasts.
(This is an increase of 9,460 from 2014-2015)
- ☞ We served 217,520 lunches.
(This is a decrease of 11,587 from 2014-2015)
- ☞ In addition, we also served 7,307 breakfasts, 9,240 lunches and 7,083 snacks to the Bulldog Beginnings and Head Start students.
- ☞ 34% of our families qualify for financial assistance.
 - This percentage has doubled since 2002 when 17% qualified.
- ☞ Our lunches reached 1/3 of our students' recommended daily nutritional allowances.
- ☞ Our breakfasts reached 1/4 of our students' recommended daily nutritional allowance.
- ☞ Summer Feeding provided over 1,500 breakfasts and over 1,650 delicious and nutritious lunches.
- ☞ The total hours of professional development between 17 employees (including Director) in 2015-2016 was over 255 hours.

