



SOUTH SAN ANTONIO INDEPENDENT SCHOOL DISTRICT

Agenda Item Summary

Meeting Date: April 14, 2025

Agenda Section: Discussion and Possible Action

Agenda Item Title: Consider the approval of three (3) Thomas Bus Saf-T-Liner C2 341TS 71 passenger buses from Thomas Bus of Texas utilizing Buyboard Cooperative contract #722-23.

From: Andy A. Rocha, Executive Director of Operations

Additional Presenters: Jose Fernandez, Director of Transportation


Description: The District is recommending the approval to purchase three (3) 71-passenger buses from Thomas Bus. The procurement method is utilizing TASB Buyboard contract #722-23. The price per bus is \$160,750 to include seat belts, a front, middle, and rear air conditioning unit, and can accommodate 71 passengers. The buses will have 7 year unlimited miles on the transmission, and 5 year or 100K miles on the engine.

Historical Data: District has received great service on parts and repairs when necessary from Thomas Bus of Texas.

Recommendation: Recommend the Board of Managers approve the purchase of three buses from Thomas Bus as presented.

Purchasing Director and Approval Date:

Funding Budget Code and Amount: 199-34-6631-00-905-099-000 - \$483,050.00* includes \$800 Buyboard fee



TEXAS
CO-OPERATIVE
QUOTE
BuyBoard # 722-23

Prepared For:
South San Antonio ISD

Prepared By :
Harry Hughes
Thomas Bus Texas
(832)216-8228
Harry.Hughes@ThomasBusTexas.com

Quote Number:
406230

Quote Date:
04/01/2025

Customer Order No:
Stock - 78pax

Model Profile: Saf-T-Liner C2 341TS

Product Type: School Transportation
Year: 2025
Chassis Model: B2 106
Chassis MFG: FLNER
GVWR: GVWR
Passenger Capacity: 71
Headroom: 78
Wheelbase: 279
Brake Type: AIR
Engine Type: CUMMINS B6.7 220 DIESEL, 6 Cyl, 220 HP, 2600 RPM
Fuel Type: DIESEL
Fuel Tank Capacity: 100
Transmission Type: AUTOMATIC
Axle, Front: 10000-lb Capacity
Axle, Rear: 23000-lb Capacity
Tires, Front: FRONT HANKOOK AH24 11R22.5 14 PLY TIRES
Tires, Rear: REAR HANKOOK AH24 11R22.5 14 PLY TIRES

Includes the Following Equipment:

BODY

ACCESSORIES

- 1 VISOR-TINTED DRIVER'S SIDE WINDOW 6"X18"
- 1 LOCKS-KEYED ALIKE #CH545
- 1 LOCK-DRVR'S INTR STORAGE OVR DRV'S HEADER W/O INTRLK CH545

CERTIFICATION/SAFETY

- 1 REFLECTTAPE-RR END YEL 2"
- 4 REFLECTTAPE-P/O WDO YEL
- 1 REFLECTIVE TAPE-EMERGENCY DOOR REAR YELLOW
- 1 REFLECTTAPE-SIDE 2" @ FLR YEL
- 1 FIRE EXTINGUISHER-5 3A-40BC
- 1 REFLECTORS-AMBER (4) MID/FRONT 3"
- 1 REFLECTORS-RED (4) RR/RR SI 3"
- 1 ELECTRICAL-ROOF ESCAPE HATCH POS 3
- 1 HANDLES-W/S SERVICE, BLACK
- 1 KIT,FIRST AID 24 UNIT TEX.
- 1 KIT - BODY FLUID CLEAN-UP NATIONAL STANDARDS
- 1 LABEL-PASS ADVISOR INSTRUCTION
- 1 LOCATION-VESTIBULE FLOOR PLATE LEFT 5LB FE
- 1 LOC-VEST.FLR.AFT REFL.TRIANGLE BRACKET TEXAS
- 1 CUTTER-SEAT BELT W/HAND GRIP
- 1 TRIANGLES-REFL. 3 W/BOX
- 1 BRACKET,MTG. REFL. TRIANGLES
- 1 OPEN VIEW-ES, NON-HTD, RMT,SS
- 1 MIR-B EXT.CROSSVIEW SS.BRKT
- 1 SIGN-STOP, ELEC FRT #SE1-7980C
- 1 SIGN-STOP, ELEC RR #SE1-7981C
- 1 MIRROR-INT 6"X30" CAMERA & LEVER

- 1 LABEL(S)-SPECIAL DATA, TX
- 1 LABEL-VEHICLE CERTIFICATION
- 1 DOMICILED USA-EXCLUDING CALIFORNIA AND CARB OPT-IN STATES

DOORS

- 1 STEP-RS ALUM.ENT.DR 8.75"RISER
- 1 HANDLE-INT RR DR BLACK
- 1 HANDLE-EXTERIOR REAR DOOR WITH RECESS
- 1 VANDALOCK-REAR DOOR W/BOLT
- 1 DOOR-ENT AG2 TINT LAM LOCK
- 1 POWER SYSTEM-AG2 AIR ENTRANCE DOOR
- 1 VANDALOCK-ALUM.ENT.DR.CYLINDER W/KEY
- 1 PULL-ENTRANCE DOOR, EXTERNAL ALUMINUM
- 1 PAD-DR HEADER, RR EMER 36"W
- 1 TREAD-STEP ALUMINUM ENTRANCE DOOR BLACK KORSEAL W/PEB NOSING
- 1 TRIM-STEPWELL HORIZONTAL WITH RIBBED NOSE
- 1 RAIL-ASSIST FRONT ENTRANCE DOOR RIGHT SIDE 1"OD

ELECTRICAL - BODY

- 1 FAN-CIRC DRV'S WDO HDR BLACK
- 1 RADIO-AM/FM DEA510 W/PAGE
- 1 Elec-Park Brake Interlock
- 1 MONITOR-LPS WARN CEEA+
- 1 LPS-DOME OVER DRIVER LED
- 1 LPS-DOME PASS MEDIUM LED () 341T
- 1 ELEC-LPS EXT AFT OF ENT DOOR
- 1 LPS-STP/TAIL/DIR AMBER/REV LED
- 1 ADVISORY-PASSENGER BUZZER ACTIVATION, WITH SWITCH
- 1 LPS-LIC PLATE ILLUMINATION LED
- 1 LPS-SI DIR AMBER FRT. LED PIN
- 1 LPS-WARNING LED STROBE (8)
- 1 LPS-ID AMB/RED LED
- 1 LPS-MKR ROOF FRT/RR LED PIN
- 1 LPS-MKR ROOF MID LED PIN
- 1 STROBE-ECCO 7460CC 6' FROM REAR
- 1 LPS- STOP/TAIL 4" FLS.MT L.E.D.
- 1 LPS-SI DIR AMB LED PIN RR.AXLE
- 1 Elec-Cable Prim Pwr & Gnd
- 1 LAYOUT-ROCKER SWITCH STANDARD
- 1 Elec-Noise Suppression
- 1 Elec-Transmission Inhibit
- 1 OPER-ALTERNATING HEADLAMPS
- 1 SPEAKERS-INT. 30 WAT.(6) 341T
- 1 DOME LPS - MEDIUM
- 1 112DB BACKUP ALARM

EXTERIOR

- 1 FLAPS-MUD, REAR 22.5"W
- 1 FLAPS-MUD, FRONT 16"W X 12"H
- 1 STEPS-EXT W/S SERVICE
- 1 FENDER-QUARTER 24" BATTERY BOX DOOR
- 1 BODY ADJUSTMENT-FREIGHTLINER, BTR RS FUEL FILL LOCATION
- 1 REINFORCEMENT-FRAME 24" BATTERY DOOR AND A/C
- 1 CAP-ENTRANCE DOOR STANDARD
- 1 FLOOR-NON ADA
- 1 BUMPER-REAR 2 BRACES NO EXHAUST HOLE
- 1 SKT.FWD.STPWLL LO DEF
- 1 CAP-FRT ROOF VENT W/WARN.LPS.
- 1 CAP-REAR ROOF W/WARN.LPS.
- 1 GUSSET-21"H LWR SIDE SHEET
- 1 SHEET-LWR, L MID 20G,21"
- 1 SHEET-LWR,L RR 20G,21"
- 1 SHEET-LWR,R MID 20G,21"
- 1 SHEET-LWR,R RR 20G,21"
- 1 DOOR-U/B L BATTERY 24"
- 1 DOOR-FUEL FILL ACCESS BTR
- 1 FENDERETTE-STL 21" SKIRT

- 1 LATCH-BATT DOOR NON-LOCKING
- 1 LATCH-FUEL FILL ACCESS (THUMB)
- 1 VENT-STATIC PRESENT
- 1 PILASTER - 341T, 900
- 1 LATCH-NON-LOCKING DEF ACCESS DOOR
- 1 RAIL-SNOW RAIL PRESENT
- 1 HARDWARE-MOUNTING CLIPS STANDARD

HVAC

- 1 AC-126K BTU-FREE BLOW BULKHEAD
- 1 AIR CONDITIONING CONTROLS-STANDARD
- 1 CONDENSER- CM3 (2)
- 1 EVAP - IW10 RR, IW4 FRONT
- 1 EVAP TRIM-INT(2) IW10, IW4
- 1 3RD A/C EVAPORATOR
- 1 PLUMB.-AC COMP DUAL ISB
- 1 AC CTL.BD.STD.TIE IN SGL.LOOP
- 1 PLUMBING-IW10, IW4
- 1 CABLE-EVAP 2 FRT BULKHEAD
- 1 HTR-U/S LS 84,000 BTU LOC 10
- 1 HOSE-HTR BLUSTRIIP W/ W/H POS 10
- 1 CLAMPS-UNDERSEAT HEATER CONSTANT TORQUE
- 1 LOCATION-EVAP NO2 FRONT BULKHEAD
- 1 ADDL AUX LINES W/MANIFOLD PLUMBING AND COMBINED SHUTOFF
- 1 PLASTIC COOLANT BOOSTER PUMP WITH AUTOMATIC CONTROL
- 1 HEATER, DEFROSTER,AND AIR COND
- 1 BODY BUILDER SUPPLIED PLUMBING W/ACCESS HOLES IN FRAME RAIL
- 1 AUXILLARY HEATER PLUMBING WITH BODY SOLENOID SHUTOFF

INTERIOR

- 1 VISOR-WINDSHIELD SUN 6"X30" TINTED
- 1 DOOR-STORAGE BOX W/O GLASS
- 1 TRIM-LOWER REAR HEATER NO A/C
- 1 REINF-RR END A/C EVAP. IW10
- 1 REINFORCEMENT-REAR STOP SIGNAL 40"
- 1 REINF-FRONT A/C EVAP.
- 1 BTR FUEL FILL RECESS, W/DOOR
- 1 BULKHEAD-RR END INT.W-A/C IW10
- 1 COVER-TRIM DRVS HDR W/STORAGE
- 1 COVER-TRIM FRT END W/S HEADER A/C
- 1 FLR-BLK VINYL W/13" CTR AISLE 341T
- 1 FLR-BLK WHEELHOUSE AND HEATER
- 1 FLR-PLYWOOD 5/8" 341T
- 1 LINING-SIDE INT.
- 1 INSULATION-FRT BULKHEAD W/ACRSY 2"POLY
- 1 H/L-1ST WDO SEC ACOUS GRY 341T
- 1 INSULATION - RAFTER CAVITY 341T
- 1 Trim - Interior Dash Fwd.
- 1 TUBE-FILL BTR & OVERFLOW HOSE
- 1 CAP-FUEL FILL BTR NON-LOCKING

MISC

- 1 PRODUCTION CY2025 SCHEDULE MT
- 1 WEIGHT TICKET REQUIRED-TYPE C
- 1 PDI IDENTIFIER-DEALER PERFORMED
- 1 CONDENSER ALERT - PRESENT SHORT
- 1 APPLICATION - SCHOOL
- 1 70 MPH ROAD SPEED LIMIT
- 1 SAF-T-LINER C2

PAINT/LETTERING

- 1 DECAL-UNITED AUTO WORKERS
- 1 LOGO-THOMAS DECALS BLACK
- 4 LABEL-P/O WDO EMER EXIT 2" BLACK
- 1 LABEL-ENGLISH AG2.AIR.ENT DR
- 1 DECAL-BACKING ALARM
- 1 DECAL-LOW SULFUR FUEL
- 1 LABEL-RR DR EMERGENCY DOOR 2"HIGH

- 1 DECAL-ENTRANCE DOOR VANDALOCK ENGLISH
- 1 LABEL-RR EMERGENCY DOOR INSTRUCTION
- 1 LABEL-"DEF ONLY"
- 1 LABEL-REGENERATION WARNING 2010/2013 EPA ENGLISH
- 1 PAINT-EXT HNDLE(S) BLACK
- 1 DECAL-REFL FRT CAP "SCHOOL BUS"
- 1 DECAL-REFL RR CAP "SCHOOL BUS"
- 1 DECAL-"DIESEL"
- 1 PAINT-EXTERIOR ROOF WHITE 341T
- 1 PAINT-EXT WDO AREA SAME AS BODY
- 1 PAINT-EXT GRD RAIL @ WINDOW BLACK
- 1 PAINT-EXT GRD RAIL @ SEAT BLACK
- 1 PAINT-EXT GRD RAIL @ FLOOR BLACK
- 1 PAINT-EXT GRD RAIL @ SKRT BLACK
- 1 PAINT-EXT BUMPER REAR BLACK
- 1 PAINT-BLACK TRIM-FRONT/REAR ROOF CAPS
- 1 DECALS-SIDE SHEET REFL "SCHOOL BUS"
- 1 PAINT-SOLID COLOR YELLOW
- 1 DECAL-APPROVED FUEL TYPE
- 1 HEADLINING-VESTIBULE ACOUSTIC, GRAY, DRIVER LAMP
- 1 LABEL-AIR CONDITIONING SPECIFICATION TEXAS
- 1 PAINT:ONE SOLID COLOR,BASE/CLEARCOAT
- 1 CAB COLOR A:L5898EB SCHOOL BUS YELLOW ELITE BC

SEATS

- 1 SEAT BELT - DRIVERS SEAT
- 1 39" BARR-VERT,WALL MT 45"H RS 2009
- 1 39"8DEG BARR-REV. WALL-MT 45"H 2009
- 2 PRO GRA/BLK UPH-45"H RECESSED BARRIER
- 1 RAIL-ASSIST FRT ENT DR 39"W
- 1 BACK-NATIONAL DRV'S SEAT
- 1 ARMREST NATIONAL DRVR'S ST. BOTH SIDES
- 1 UPH DR.ST.PRO BLK NATIONAL
- 1 PEDESTAL-NATIONAL AIR W/2 SHOCKS
- 1 KICKPLATE-MOD.PANEL RS 39" IW4
- 1 RISER-DRIVERS SEAT, NATIONAL
- 26 FIREBLOCK GRAY/BLACK UPHOLSTERY - IMMI SBR PASSENGER SEAT
- 26 HARDWARE-SBR WALL MOUNT C2/MINO
- 11 IMMI SBR 39" LS WALL MNT 3PT 3POS
- 1 IMMI SBR 36" LS WALL MNT 3PT 2POS
- 12 IMMI SBR 39" RS WALL MNT 3PT 3POS

WINDOWS/GLASS

- 1 GLASS-WINDSHIELD ONE PIECE WITH TINTED BAND
- 1 GLASS-RS FRT STAT TNT LAM
- 1 GLASS-LS FRT STAT TNT LAM
- 1 GLASS-RR STAT TINTED LAMINATED
- 1 FRAME-WDO SPLIT
- 16 FRAME-WDO SPLIT 30"W
- 2 FRAME-WDO SPLIT 40"W
- 2 FRAME-WDO P/O VERT LAM TINT LS
- 2 FRAME-WDO P/O VERT LAM TINT RS
- 16 GLASS-WDO TINT LAM 30"
- 2 GLASS-WDO TINT LAM 40"
- 1 STOPS-WDO 12"
- 1 GLASS-LOWER REAR DOOR LAMINATED TINTED
- 1 GLASS-UPPER REAR DOOR LAMINATED TINT
- 1 WDO-DRIVER'S LAM TINT

OTHER

- 1 LOGO-FRT RS & RR
- 1 ELEC-FAN DRV'S WDO HDR
- 1 HATCH-RF ESC SPEC ADVANTAGE H1976-015-131 ENGLISH GRAY (2)
- 1 ELEC-RF ESC HATCH POS 9
- 1 ARM ASSEMBLY-WINDSHIELD WIPER (2)
- 1 ELEC-ROOF HATCH - P/O WDO
- 1 OPER-FAN DRV'S WDO HDR

- 1 OPER-ALARM BACKING W/REV.
- 1 OPER-ROOF HATCH BUZZER
- 1 OPER-A/C CONTROL- STANDARD L.H.
- 1 LOCATION-VESTIBULE FLOOR PLATE CENTER 24 FAK
- 1 LOC-VEST.FLR.PLT.FWD. 10 BFC
- 1 AC DUCT-NOT PRESENT NO SIDE EVAP
- 1 ANTENNA - RADIO SWIVEL BASE
- 1 ELEC-ANTENNA RADIO COAXIAL
- 1 KIT-RADIO ANTENNA MOUNTING @ DRIVER'S HEADER
- 1 Manual-Drvr's/Maint.English
- 1 ELEC-NO ZONAR MONITORING
- 1 ELEC-BACKING CAMERA
- 1 ALERT-6.7L CONDENSER SHORT
- 1 Elec-AC Digital Signal
- 1 Elec-Aux BCA Power Cable
- 1 BCA-Aux w/o Contactor
- 1 341T30_N
- 1 TRIM-A POST
- 1 WHEELHOUSES-REAR L&R
- 1 STRINGER-ROOF 341T
- 1 FRONT END FRAME
- 1 FRT END FRAME MTG KIT
- 1 REAR END FRAME-28.68"DEEP
- 1 FLOOR-GALVALUME STEEL MID BODY
- 1 LOC-40" RAF SP 11TH 341T
- 1 TRIM-REAR DOOR
- 1 ELEC-AG2 AIR OP.ENT. DOOR
- 1 HINGES-REAR DOOR PIN TYPE
- 1 LATCH-SINGLE-POINT, REAR EMERGENCY DOOR
- 1 STOP-DOOR REAR EMERGENCY, 1-POS
- 1 OPER-DOOR AIR ENT.W/ BAT.2 POS.
- 1 OPER-VANDLCK.ENT./ EMERDR(S)W/PLT.LPS
- 1 OPER-DR.RR.EMG.W/BUZ
- 1 ELEC-EMERG/EXIT DOORS
- 1 SWITCH-PAD. ENT.DOOR AIR.
- 1 DOOR, REAR EMERGENCY
- 1 THRESHOLD REAR EMERGENCY DOOR
- 1 OPER-MONITOR WARN/S/T/T
- 1 ELEC-DRIVER'S DOME LPS
- 1 ELEC-PASS DOME LPS MEDIUM ()
- 1 SWITCH-RKR DOME LPS ALL
- 1 Module-Pwr.Dist.Elec.Sys.
- 1 SWITCH-RKR PANEL LPS DIM
- 1 OPER-SWITCH, PANEL LPS DIMMER
- 1 LPS-EXT AFT OF ENT DOOR
- 1 OPER-STEPWLL LPSW/PARKLPS&ENT DR.
- 1 LPS-STPWLL LED (1)
- 1 ELEC-PASSENGER ADVISORY
- 1 OPER-PASS ADV IGN/WARN/BUZZER
- 1 SWITCH-RKR FAN DEFROST L.S.
- 1 BUZZER-SWITCH PANEL 1 TONE
- 1 LPS-PILOT VANDALOCK STATUS RED
- 1 ELEC-PWR, GND, NETWORK, BUZZ
- 1 OPER-NOISE SUPPRESSION MOM
- 1 ELEC-LPS WARNING, 8 LPS
- 1 OPER-LPS, DOME RS ENT DR
- 1 LPS-PILOT POST TRIP INSP RED
- 1 OPER-LPS BODY TAIL W/PARK SW.
- 1 ELEC-LPS SI DIRECTIONAL 341T
- 1 OPER-LPS WARNING (8) PKG 2
- 1 OPER-LPS REV.W/RR EMG.DR.OPEN
- 1 ELEC-LPS ID/MKR PARK/SW.
- 1 SWITCH-RKR DOME LPS DRVR.ON/OFF
- 1 ELEC-LPS STROBE 6' FROM RR
- 1 SWITCH-RKR NOISE SUPPR MOM ON

- 1 OPER-DRVR'S DOME LPS ON/OFF
- 1 OPER-HTR BOOSTER PUMP AUTOMATIC
- 1 OPER-LPS INT/EXT R.F. ENT DR.
- 1 OPER-LPS SERVICE BRAKE
- 1 OPER-SW.ID/MARK LPS W/PARK
- 1 SWITCH-RKR STROBE LPS
- 1 OPER-LPS DOME (1)ON/OFF
- 1 OPER-LPS REVERSE
- 1 ELEC-(2) SWITCH BANK
- 1 LPS-PILOT WARN LGTS RED
- 1 LPS-PILOT WARN LGTS AMBER
- 1 SWITCH-WARN LPS ON/AMB ACT.
- 1 OPER-LPS STROBE, IGN & SW ACTIV
- 1 SWITCH-RKR A/C FAN SPD.
- 1 CABLE-EVAPORATOR 1 POWER SUPPLY STANDARD
- 1 SWITCH-RKR A/C ON
- 1 ELEC-HARNESS COMP ASM
- 1 OPER-LPS DIR./HAZ.
- 1 OPER-LPS SIDE DIRECT.ONLY
- 1 Block-PDM Customer Access
- 1 OPER-PRE-TRIP INSPECTION
- 1 ELEC-SEAT BELT PILOT LAMP
- 1 OPER-SEAT BELT PILOT LAMP
- 1 ELEC-PV 360 CAM STOP/TAIL/TURN
- 1 Elec-Stepwell Lamp
- 1 Elec-Standard Switch Interface
- 1 Elec-Heater Booster Pump
- 1 Oper-Buzzer, Switch Panel Tone
- 1 Starpoint-Junction Block
- 1 ELEC-MIR A NH & RC
- 1 ELEC-ELECTRIC STOP SIGN FRT
- 1 ELECTRICAL-ELECTRIC STOP SIGN REAR
- 1 RAIL-EXTERIOR GUARD @ WINDOW,SEAT,FLOOR,SKIRT
- 1 RAIL-EXT GRD @ SEAT FRT END LS
- 1 TRIM-FRT CAP RS/LS
- 1 PANELS-EXTERIOR REAR
- 1 SHEET-DRIVERS EXTERIOR 20 GA.
- 1 SHEET-UPPER SIDE EXTERIOR
- 1 UNDERCOATING-ASPHALT EMULSION
- 1 HEADERS-WINDOW INTERIOR 341T
- 1 PANELS-REAR END INTERIOR REAR GALVALUME
- 1 PANELS-REAR END INTERIOR SIDE LONG WITH SOLID PANEL
- 1 PANELS-ACCESS RR GRAY PASS ADVISORY
- 1 COVER-HARNESS ACCESS@HDR
- 1 COVER-ACCESS FRT END HARNESS
- 1 COVER-TRIM FRT ENT.ALUM.DR HDR.AIR.OP.
- 1 HEADLINING-REAR LONG SMOOTH, GRAY
- 1 STRIPS - AISLE, SNAP-IN BLACK
- 1 COVER-FUEL SENDING INSPECTION
- 1 MOLDING-SHOE 341T
- 1 ELEC- (6) INT SPEAKERS 341T
- 1 SWITCH-RKR HTR UNDERSEAT 2ND
- 1 ELEC-HTR U/ SEAT POS.10
- 1 RAIL-SEAT
- 1 LAYOUT-SEAT RAIL HOLES RS
- 1 LAYOUT-SEAT RAIL HOLES LS
- 1 CABINET-SW, FWD
- 1 CABINET-SWITCH, LWR W/O POCKET
- 1 CABINET-SWITCH, UPPER
- 1 CABINET-TOP PLATE (2 BANK)
- 1 INSULATION-VEST HEADLINING 2"
- 1 INSULATION-SIDELINING 2" POLY
- 1 INSULATION-RR BULKHEAD 2" POLY
- 1 OPER-HTR U/ SEAT LS AFT
- 1 HEADERS-WINDOW EXTERIOR 341T

- 1 LOCATION-EVAPORATOR NO1 REAR BULKHEAD
- 1 HARNESS COVER COLOR - GRAY
- 1 SPEAKER ALERT - PRESENT
- 1 HEADLINING COLOR - GREY
- 1 HDLINING TYPE-1ST WDO ACOUSTIC
- 1 MAT, FLOOR VESTIBULE
- 1 PLATE-ACCELERATOR
- 1 LABEL-QR CODE
- 1 OPER-WDO P/O
- 1 PRICE ADJUSTMENT -IN COMBINATION W/001-310
- 1 CUMMINS SINGLE STAGE EXHAUST BRAKE W/VARIABLE GEOMETRY TURBO
- 1 DUAL SELTEC TM-21 COMPRESSORS REAR MINI STAT-O-SEAL
- 1 CRUISE CTRL-ELEC ENG,W/SWITCHES IN STEERING WHEEL
- 1 ELECTRONIC CONTROL UNIT-DASH, PARKBRAKE, INTELLIPARK
- 1 VANDALOCK,STARTER DISABLE W/ANY LOCKED EMER DR(S),LH PT LAMP
- 1 REINFORCED NYLON FUEL LINES
- 1 PAINTED FUEL TANK, PAINTED BANDS
- 1 SINGLE SUCTION AND RETURN FUEL LINES
- 1 FUEL TANK MOUNTED BETWEEN RAILS, AFT OF REAR AXLE, WITH CAGE
- 1 STANDARD CHARGE AIR COOLER PLUMBING
- 1 REMOTE-MOUNTED SURGE TANK
- 1 BASIC WIRING SCHEMATIC,UNMOUNTED,12-VOLT NEGATIVE GROUND SYS
- 1 PAINTED BATTERY PANEL COVER
- 1 ENGINE AFTER TREATMENT DEVICE AUTOMATIC
- 1 BATTERY BOX FRAME MOUNTED
- 1 (3) DTNA 3000CCA FLOODED STARTING, 555RC THREADED STUD BATTE
- 1 BATT SHUTOFF SWITCH W/AUX CONTACT BATT BOX SMART CONTACT
- 1 INTEGRAL ELECTRONIC TURN SIGNAL FLASHER W/40A (20A PER SIDE
- 1 SELF CANCEL TURN SIGNAL SWITCH W/DIM/WASH&HAZZARD IN HANDLE
- 1 BATT ENABLED 3 AMBER INBOARD ID LAMPS,2 AMBER OUTBOARD MARKE
- 1 STROBE LAMP, IGNITION SWITCH OR LH DASH SWITCH ACTIVATED
- 1 L.E.D. WARNING SYSTEM LAMPS W/PULSING FEATURE
- 1 STANDARD BODY VISUAL WARNING,LOWER RR,REV LAMPS ON DR/OPEN
- 1 STANDARD WIRING
- 1 DRIVER'S IGNITION OPERATED DOME LP WITH ON/OFF SW
- 1 PASSENGER COMPARTMENT DOME LAMPS, IGNITION ACTIVATED
- 1 PASSENGER COMPARTMENT DOME LPS, SINGLE ON/OFF SW
- 1 STEPWELL LAMP ON WITH DOOR OPEN AND MARKER LAMPS ON
- 1 EIGHT LAMP WARNING SYSTEM,LH DASH SWITCH(S), PACKAGE 2
- 1 CURT WRIGHT 2K SERIES CAN BASED ACTUATOR WO PARK PAWL
- 1 DRIVELINE GUARD
- 1 NON-ASBESTOS FRONT BRAKE LININGS
- 1 FRONT SHOCK ABSORBERS
- 1 NON-ASBESTOS REAR BRAKE LININGS
- 1 REAR OIL SEALS
- 1 MAXION 91262 22.5 X 8.25 10 HOLE HUB PILOT 5-HAND
- 1 MAXION 91262 22.5 X 8.25 10 HOLE HUB PILOT 5-HAND
- 1 TWO QUART SEE THRU POWER STEERING RESERVOIR
- 1 STD FITTINGS POWER STEERING GEAR
- 1 POWER STEERING PUMP
- 1 4-SPOKE 18" STEERING WHEEL WITH SWITCHES
- 1 ZINC-PLATED HEXHEAD CHASSIS FASTENERS
- 1 3975MM (155") REAR FRAME OVERHANG
- 1 SQUARE END OF FRAME
- 1 BUMPER MOUNTING FOR SINGLE LICENSE PLATE
- 1 COMBINATION S/T/T/R LAMPS, LED
- 1 REAR EMERGENCY DOOR,IGNITION CONTROL,BUZZER ON W/DOOR OPEN
- 1 MAINTENANCE-FREE RUBBER BUSHINGS - FRONT SUSPENSION
- 1 CAB MOUNTING FOR HOOD AND COWL CHASSIS
- 1 MANUAL ENT DOOR LOCK/BUZZER ON W/EMERGENCY DOORS UNLATCHED
- 1 ONE GALLON WINDSHIELD WASHER RESERVOIR
- 1 SINGLE ELECTRIC WINDSHIELD WIPER MOTOR W/DELAY
- 1 MS/S2 DASH
- 1 A/C PLMBG,IW10,IW4,CM3/3,126K,B6.7,199+,B2
- 1 STANDARD HVAC DUCTING

- 1 CARBON WITH BASE BLACK ACCENT
- 1 DRIVER'S FAN,(1) MOUNTED ABOVE SIDE WINDOW
- 1 AUXILIARY BODY HEATER, UNDER SEAT, AFT
- 1 DIGITAL AUXILIARY BODY MOUNTED AC CONTROL
- 1 CONFIGURABLE INSTR PANELS W/UPPER STORAGE
- 1 DIGITAL ALARM CLOCK IN DRIVER DISPLAY
- 1 AIR PROVISIONS FOR CUSTOMER FURN DRIVERS AIR RIDE SEAT
- 1 ROOF MOUNTED VENT/ESCAPE HATCH
- 1 PUSH OUT BODY SIDE WINDOWS, BUZZER WITH WINDOW UNLATCHED
- 1 PREMIUM INSTRUMENT CLUSTER 5" TFT COLOR DISPLAY
- 1 WARNING/REAR LAMP MONITOR
- 1 SEPARATE PANEL LAMP DIMMER,LH DRIVER'S SWITCH PANEL
- 1 PRE/POST TRIP SYSTEM TEST
- 1 CHASSIS COWL AND HOOD ONLY
- 1 DUAL NEEDLE PRIMARY & SECONDARY AIR
- 1 STANDARD BRAKE WIRING
- 1 3YR DAIMLER CONNECTIVITY BASE PACKAGE CTP
- 1 BUMPER: BLACK
- 1 CHASSIS: VENDOR BLACK
- 1 CEEA+ 667 ELECTRICAL ARCHITECTURE
- 1 EXPECTED GROSS VEHICLE WEIGHT CAPACITY
- 1 EXPECTED FRONT AXLE(S) LOAD
- 1 EXPECTED REAR DRIVE AXLE(S) LOAD
- 1 SCHOOL BUS SERVICE
- 1 COWL CHASSIS CONFIGURATION COMPLIES WITH SBMTC
- 1 BUS BODY WITH WHEELWELL
- 1 PASSENGER COMMODITY
- 1 100% ON-HIGHWAY (CITY) TERRAIN
- 1 DOMICILED TEXAS
- 1 THOMAS BUILT SCHOOL BUS 341T
- 1 EXT TOWING 2YR/UNLTD \$750 CAP US

CHASSIS

AXLES AND SUSPENSIONS

- 1 ALIGNMENT-4-WHEEL SAF-T-LINER C2
- 1 SPL100 DANA SPICER MAIN DRIVELINE
- 1 DA-F-10-3 10,000# FF1 71.5 KPI/3.74 DROP SINGLE FRONT AXLE
- 1 FRONT OIL SEALS
- 1 SYNTHETIC 75W-90 FRONT AXLE LUBE
- 1 CONMET IRON FRONT HUBS
- 1 SYNTHETIC 75W-90 REAR AXLE LUBE
- 1 DA-RS-23-4 23,000# R-SRS SINGLE REAR AXLE
- 1 5.56 REAR AXLE RATIO
- 1 IRON REAR AXLE CARRIER HOUSING
- 1 REAR SHOCK ABSORBERS - ONE AXLE
- 1 CONMET IRON REAR HUBS
- 1 9,000 LB. TAPERLEAF FRONT SUSPENSION
- 1 AIRLINER 23,000 LB. REAR SUSPENSION
- 1 COMFORT-TEC SUSPENSION
- 1 SINGLE AIR SUSPN LEVELING VALVES

BRAKES

- 1 ALERT-ENHANCED STABILITY CONTROL
- 1 AIR BRAKE PACKAGE
- 1 MERITOR 15 X 4 Q+ CAM FRONT BRAKES (ROCKWELL)
- 1 HALDEX LONGSTROKE FRONT BRAKE CHAMBER
- 1 MERITOR AUTOMATIC FRONT SLACK ADJUSTERS
- 1 CONMET CAST IRON FRONT BRAKE DRUMS
- 1 MERITOR 16 1/2 X 7 Q+ CAM REAR BRAKES, DBL-ANCHOR, FAB SHOES
- 1 HALDEX, LONGSTROKE, SINGLE DRIVE AXLE, SPRING-PARK CHAMBERS
- 1 MERITOR AUTOMATIC SLACK ADJUSTERS
- 1 CONMET CAST IRON REAR BRAKE DRUMS
- 1 STEEL AIR BRAKE RESERVOIRS INSIDE FRAME RAILS
- 1 BENDIX AD-9 AIR DRYER WITH HEATER
- 1 EXTERNAL CHARGING SCHRADER VALVE
- 1 WABCO 4S/4M ABS W/TRACTION CONTROL

- 1 BENDIX INTELLIPARK E-PARK BRAKE

CHASSIS EQUIPMENT

- 1 EXHAUST-LS TURNDWN, BELOW BMPR
- 1 ANTI-FREEZE, OAT -34 DEGREE
- 1 SHIELD-EXHAUST PIPE
- 1 B2 106 CONVENTIONAL CHASSIS
- 1 SET-BACK AXLE - TRUCK
- 1 ELECTRIC GRID AIR INTAKE WARMER
- 1 NO CLUTCH PEDAL WITH NON-ADJUSTABLE
- 1 INTAKE MOUNTED AIR RESTRICTION INDICATOR WITHOUT GRADUATIONS
- 1 RIGHT HAND SIDE-FILL FUEL TANK CAP
- 1 100GALLON/378 LITER STEEL RECTANGULAR FUEL TANK,BETWEEN RAIL
- 1 HORIZ TAILPIPE, EXIT LH REAR
- 1 11.5 GALLON DEF TANK
- 1 STEERING WHL MTD HORN CONTROL
- 1 MAGNETIC ENGINE DRAIN, REAR AXLE DRAIN & FILL PLUG
- 1 EXHAUST MITIGATION DEVICE FTL 4" ID SLIP
- 1 700 CUBIC INCH MINIMUM AUXILIARY AIR
- 1 PETCOCK DRAIN VALVES ON ALL AIR TANKS
- 1 ADJUSTABLE STEERING COLUMN
- 1 TRW THP-60 POWER STEERING
- 1 7075MM (279") WHEELBASE
- 1 5/16" X 3" X 10-1/8" STEEL FRAME 120,000 PSI YIELD
- 1 1-PIECE 14" PTD STL 1/4" HD BUMPER JACK PROVISION
- 1 FRONT FRAME-MOUNTED TOW HOOKS
- 1 STANDARD DUTY HOOD MOUNTING
- 1 FIBERGLASS HOOD
- 1 HOOD MTD CHROMED PLASTIC GRILLE
- 1 ALL LOCKS KEYED THE SAME
- 1 CHROME HOOD MOUNTED AIR INTAKE GRILLE
- 1 CAB FLOOR,TOE BOARD,FIREWALL HEAT SHIELD
- 1 (2) CUPHOLDERS, LEFT HAND AND RIGHT HAND DASH
- 1 REINFORCED NYLON, FABRIC AND WIRE BRAID CHASSIS AIR LINES

ELECTRICAL - CHASSIS

- 1 LN 12 VOLT 270 AMP 4949PA PAD MOUNT ALTERNATOR
- 1 PROG RPM CTRL W A/C OR 12.75V LOW VOLT AUTO HI IDLE, DASH SW
- 1 DIAGNOSTIC INTERFACE CONNECTOR,9-PIN, S
- 1 IGNITION SWITCH CONTROLLED ENGINE STOP
- 1 ALTERNATELY FLASHING HEADLAMP SYSTEM W/BODY BUILDER ENGAGEMENT
- 1 12VOLT POWER SUPPLY LH PANEL
- 1 SOLID STATE CIRCUIT PROTECTION, PDMS WIT
- 1 STANDARD FRONT TURN SIGNAL LIGHTS
- 1 ROTARY HDLAMP SWITCH, MRKR LTS/HDLT SW W/O FOG/RD LMPs
- 1 AMBER LED MIDSHIP TURN SIGNALS
- 1 RED LED OVER REAR WHEELS MTD TURN SIGNALS GUARD
- 1 DAYTIME RUNNING LIGHTS SET @ 100% & EXTERIOR LAMPS W/ENG RUN
- 1 LED HEADLIGHT ASS & INCANDESCENT MARKER/TURN LAMP CHROME
- 1 ELECTRONIC STABILITY CONTROL
- 1 AIR OPERATED BATTERY CONTROLLED RH FRONT ENTRANCE DOOR
- 1 OFF-ON RED LS PNL
- 1 AC W/ RECIRC; MOM NOISE SUPR
- 1 DUAL ELEC HORN, PASSENGER ADVISORY BUZZER ON W/IGN AND WARN
- 1 C/F J1939 RADIO W/PA
- 1 FASTEN SEAT BELT INDICATOR FOR CUSTOMER SUPPLIED SEAT BELT
- 1 ELECTRONIC SPEEDOMETER WITH SECONDARY KPH SCALE, NO ODOMETER
- 1 ENGINE AND HOUR METERS INTEGRAL WITH DRIVER DISPLAY
- 1 DIGITAL VOLTAGE DISPLAY INTEGRAL WITH DRIVER DISPLAY
- 1 ELECTRIC FUEL GAUGE
- 1 ELECTRIC ENGINE OIL PRESSURE GAUGE
- 1 ELECTRICAL ENGINE COOLANT TEMPERATURE GAUGE

ENGINE AND EQUIPMENT

- 1 CUM B6.7 220 HP @ 2400 RPM, 2600 GOV, 600 LB/FT @ 1600 RPM
- 1 ANTI-FREEZE TO -34F, OAT (NITRITE AND SILICATE FREE)EXT LIFE
- 1 ENGINE-MOUNTED OIL CHECK AND FILL

- 1 CUMMINS 18.7 CFM COMPRESSOR
- 1 CUMMINS SPIN ON FUEL FILTER
- 1 STANDARD ENGINE OIL
- 1 FULL FLOW OIL FILTER
- 1 DETROIT F/W SEP W/WIF SENSOR & HAND PRIMER
- 1 ALUMINUM FLYWHEEL HOUSING
- 1 STANDARD OIL PAN
- 1 ELECTRONIC ENGINE, INTEGRAL WARNING & DERATE PROTECTION SYST
- 1 DELCO 12V 38MT HD STARTER WITH INTEGRATE
- 1 GATES BLUE STRIPE COOLANT HOSES
- 1 CONSTANT TORQUE BREEZE CLAMPS ON 1" IN DIA GREATER, SS C
- 1 DONALDSON ONE-STAGE AIR CLEANER
- 1 700 SQUARE INCH ALUMINUM RADIATOR
- 1 VISCOUS FAN DRIVE
- 1 ELECTRONIC TACHOMETER 3000 RPM
- 1 DIGITAL TRANS OIL TEMP IN DRIVER DISPLAY

TRANSMISSION AND EQUIPMENT

- 1 ALLISON 2500 PTS AUTOMATIC TRANSMISSION
- 1 ALLISON VOCATIONAL PACKAGE 354 - FIFTH GEN
- 1 TRANSMISSION OIL CHECK AND FILL
- 1 SYNTHETIC 50W TRANSMISSION LUBE (TES-295 COMPLIANT)
- 1 WATER TO OIL TRANSMISSION COOLER - IN RADIATOR END TANK
- 1 6M1-PROMARY MODE GEARS

WHEELS AND TIRES

- 1 FRONT HANKOOK AH24 11R22.5 14 PLY TIRES
- 1 REAR HANKOOK AH24 11R22.5 14 PLY TIRES
- 1 TIRE/WHEEL BALANCING-LEAD FREE WEIGHTS
- 1 ACCURIDE PK-BLACK21 POWDER BLACK WHEEL (N0001H)- FRONT
- 1 ACCURIDE PKBLK21 POWDER BLACK WHEEL (N0001H) - REAR

OTHER TYPE

Electrical - body

- 1 ELEC-(2) USB OUTLET LS CABINET

DEALER ADD On's

EQUIPMENT

- 1 6 camera Safteyvision
- NO 2-WAY RADIO'S
- NO ZONAR
- 1 DOT Vehicle Inspection
- 1 WEIGHT SLIP
- 1 ZONAR

Meets all FMVSS requirements in effect at the time of manufacture.

Total for 1 complete unit(s):

\$ 160,750.00

Delivery Cost:


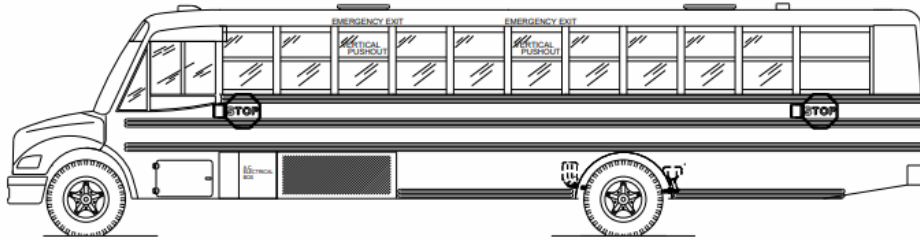
Additional options you may want to conside

Terms and Conditions:

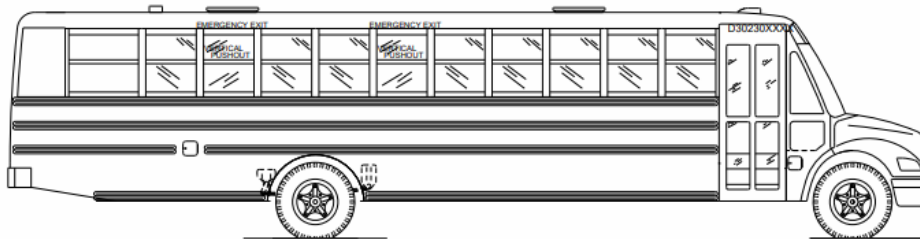
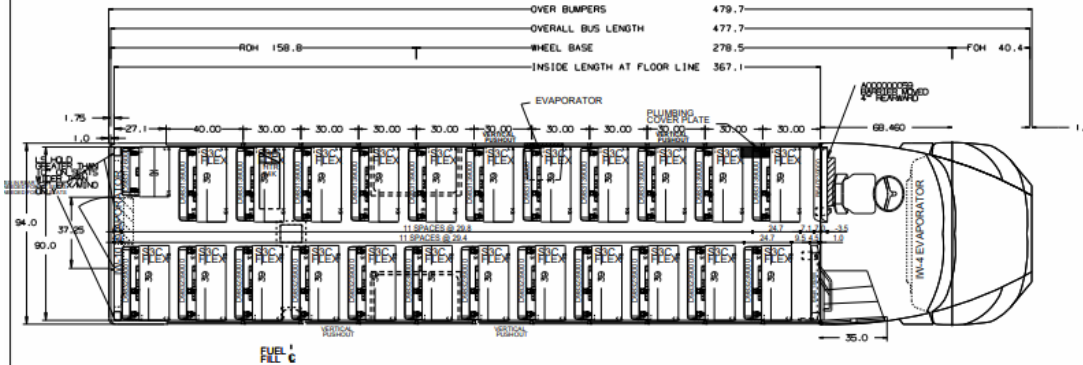
Quote Expires: 30 DAYS

AttachedDetail

SEATING CAPACITY: 71 + DRIVER



CAUTION: LEFT SIDE BARRIER IS NOT IN STANDARD LOCATION, SEE SEATING PLAN.
CAUTION: RIGHT SIDE BARRIER IS NOT IN STANDARD LOCATION, SEE SEATING PLAN.



ALL DIMENSIONS ARE FOR REFERENCE ONLY

Model: Saf-T-Liner C2
Quote Number: 400911
Locality: TX

- GENERAL NOTES**
1. SOME DIMENSIONS, SUCH AS OVER BUMPERS, BODY HEIGHT, WHEEL BASE, AND WHEEL TRACK, ARE BASED ON A STANDARD CHASSIS AND MAY VARY BASED ON CUSTOMER SPECIFICATIONS.
 2. DIMENSIONS ARE BASED ON A STANDARD CHASSIS AND MAY VARY BASED ON CUSTOMER SPECIFICATIONS.
 3. DIMENSIONS ARE BASED ON A STANDARD CHASSIS AND MAY VARY BASED ON CUSTOMER SPECIFICATIONS.
 4. DIMENSIONS ARE BASED ON A STANDARD CHASSIS AND MAY VARY BASED ON CUSTOMER SPECIFICATIONS.
 5. DIMENSIONS ARE BASED ON A STANDARD CHASSIS AND MAY VARY BASED ON CUSTOMER SPECIFICATIONS.
 6. DIMENSIONS ARE BASED ON A STANDARD CHASSIS AND MAY VARY BASED ON CUSTOMER SPECIFICATIONS.

THOMAS BUILT BUSES, INC.
PLAN AND ELEVATION
BODY 341TS
SCALE: 3/8"=1'-0"
S 881460

ITEM	QTY	DESCRIPTION	UNIT
1	1	LEFT	29.4
2	1	RIGHT	29.4