

# Energy Management Update

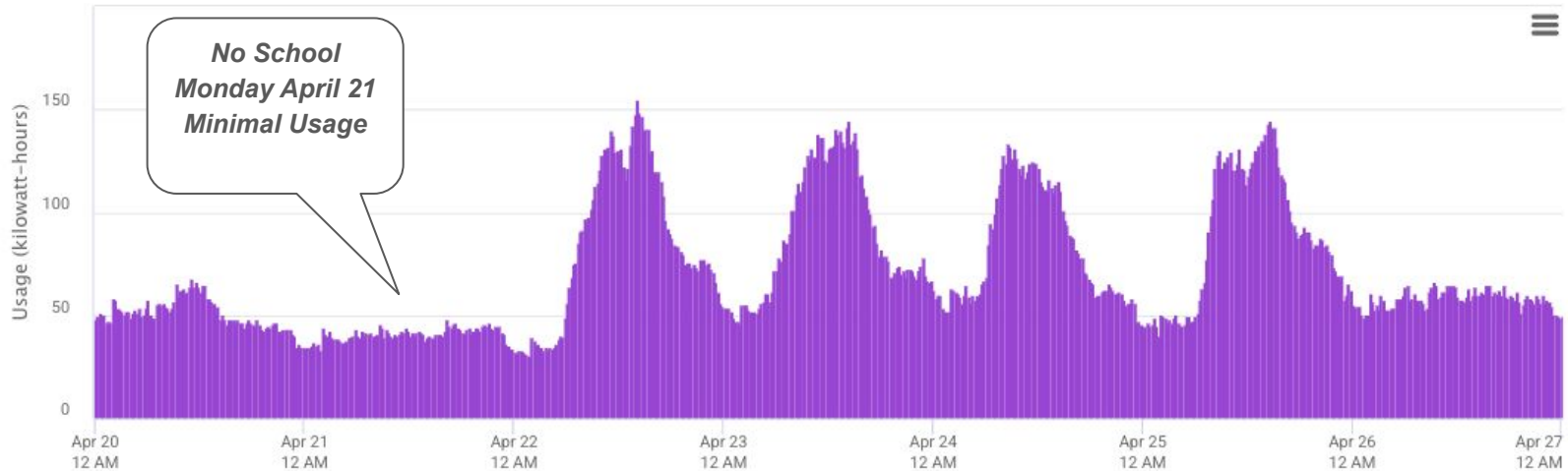
Coserv Usage and Savings  
<https://coserv.smarthub.coop/>

# Coserv SmartHub Data: Sunday, April 20 - Saturday, April 26

Enviromatics schedule for Argyle High School set to minimize usage outside of school hours.

INTERVAL USAGE - 04/20/2025 12 AM - 04/27/2025 12 AM

Customer Since: August 3, 2016



# Change to Coserv Public Building Time of Use Rate

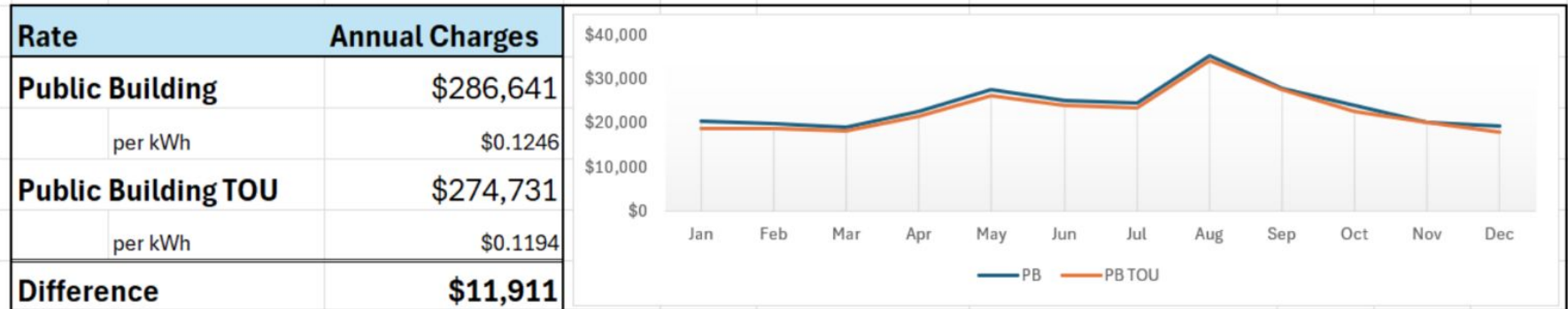
Potential Savings of ~ \$20,000 switching to TOU from the Over 35 Commercial Rate

Campuses showing potential savings: AHS, AMS, AWE, ASE, JRE

Limiting usage from 4:30 pm to 8:00 pm will provide the biggest savings

Account

Canyon Falls Dr



# Difference in Coserv ONLY Sep-June Billing Statements

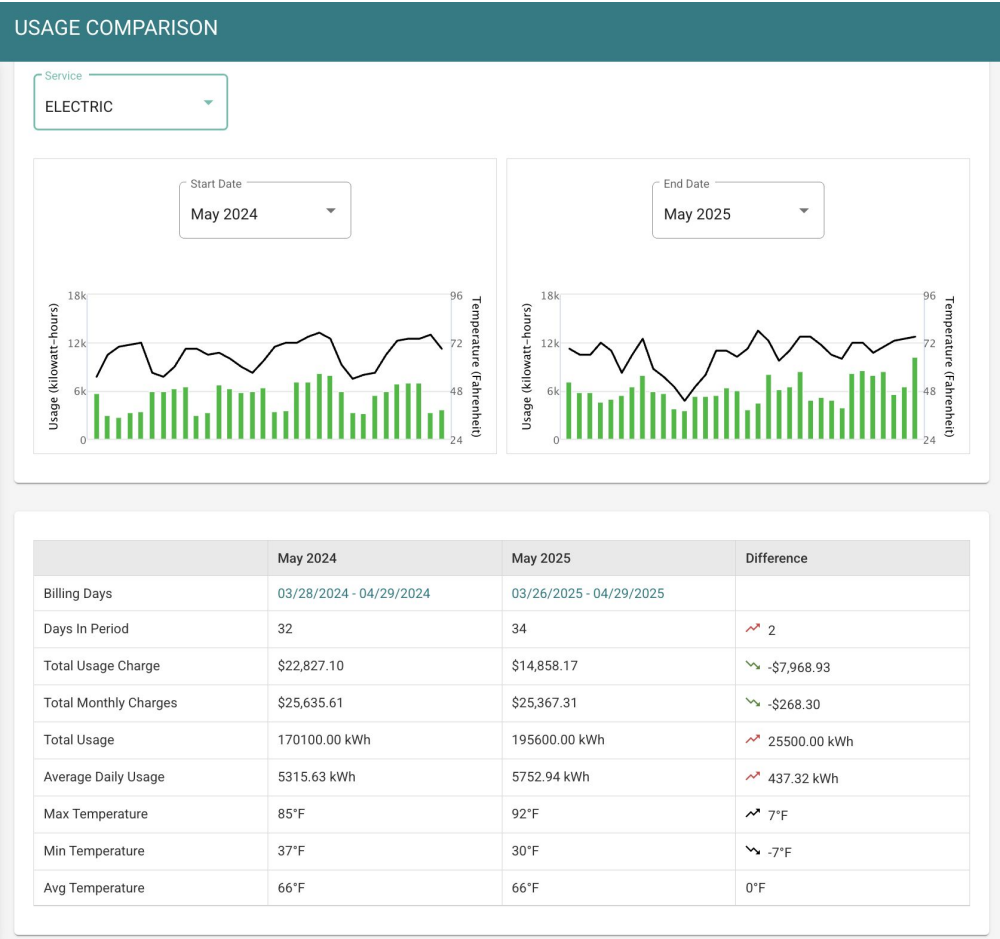
\$101,136.50

TOTAL SAVINGS COSERV ONLY		- \$101,136.50	\$621.95	-\$13,257.59	-\$10,037.42	-\$14,211.85	-\$20,642.58	-\$21,927.94	-\$1,365.53	-\$6,894.50	-\$7,986.77	-\$5,434.27
Sum of Table 1 & 2 Total												
Table 1 Total		-\$72,585.43	-\$177.13	-\$7,421.33	-\$7,476.91	-\$10,059.74	-\$14,718.96	-\$17,408.48	\$545.78	-\$4,786.80	-\$7,948.18	-\$3,133.68
Time of Use Rate												
School	TOTAL		SEP	OCT	NOV	DEC	JAN	FEB	MAR	APR	MAY	JUN
AHS	-\$27,042.24	\$110.49	-\$2,489.69	-\$3,659.89	-\$5,525.00	-\$6,994.23	-\$9,117.14	\$2,759.19	-\$2,614.44	-\$268.30	\$756.77	
AMS	-\$18,878.24	\$1,027.27	-\$2,217.89	-\$1,022.69	-\$2,066.34	-\$5,480.99	-\$3,616.17	-\$171.26	-\$2,193.05	-\$1,580.10	-\$1,557.02	
WEST*	-\$11,929.23	-\$979.84	-\$1,178.83	-\$704.19	-\$940.51	-\$1,188.54	-\$1,592.89	-\$1,720.01	-\$1,282.27	-\$2,342.15		
SOUTH	-\$14,735.72	-\$335.05	-\$1,534.92	-\$2,090.14	-\$1,527.89	-\$1,055.20	-\$3,082.28	-\$322.14	\$1,302.96	-\$3,757.63	-\$2,333.43	
	\$0.00											
Table 2 Total		-\$28,551.07	\$799.08	-\$5,836.26	-\$2,560.51	-\$4,152.11	-\$5,923.62	-\$4,519.46	-\$1,911.31	-\$2,107.70	-\$38.59	-\$2,300.59
		-\$28,551.07										
BUILDING	TOTAL		SEP	OCT	NOV	DEC	JAN	FEB	MAR	APR	MAY	JUN
TRANSPORTATION	\$2,241.83	\$166.18	-\$423.56	-\$136.89	\$56.64	-\$263.15	\$489.30	\$934.06	\$690.15	\$412.70	\$316.40	
MAINTENANCE	-\$320.41	\$245.83	-\$403.76	-\$2.97	-\$27.61	\$56.64	-\$290.42	\$57.32	\$23.82	\$40.87	-\$20.13	
TENNIS & BASEBALL	\$2,005.71	\$74.49	\$299.11	\$609.15	\$212.18	-\$224.95	\$342.78	\$342.78	\$169.99	\$187.39	-\$7.21	
AMS BFH	-\$8,486.09	-\$388.38	-\$1,445.77	-\$686.52	-\$1,481.95	-\$1,478.35	-\$667.41	-\$606.71	-\$1,130.12	-\$321.58	-\$279.30	
AMS FINE ARTS	-\$9,000.29	\$394.98	-\$1,967.97	-\$489.92	-\$733.30	-\$1,569.84	-\$1,526.90	-\$831.94	-\$770.05	-\$220.00	-\$1,285.35	
AMS POND	-\$100.46	\$232.56	-\$337.90	\$164.84	-\$19.50	-\$27.61	-\$24.58	-\$24.22	-\$49.68	\$10.09	-\$24.46	
CONCESSION	-\$1,305.63	\$10.92	-\$59.01	\$12.69	-\$110.97	-\$327.03	-\$489.42	-\$210.40	-\$98.22	-\$6.74	-\$27.45	
AMS Ath Building	-\$1,841.61	\$555.73	-\$590.29	-\$515.85	\$24.02	-\$800.77	-\$365.81	-\$94.33	\$199.57	\$181.19	-\$435.07	
PRESS BOX	-\$611.20	\$25.25	-\$36.16	-\$24.00	-\$83.57	-\$121.53	-\$233.58	-\$43.03	-\$96.42	\$35.10	-\$33.26	
AHS FH	-\$8,823.99	-\$622.68	-\$622.68	-\$1,127.56	-\$1,674.97	-\$813.08	-\$1,095.82	-\$1,430.33	-\$780.24	-\$185.13	-\$471.50	
ADMIN	-\$2,308.93	\$104.20	-\$248.27	-\$363.48	-\$313.08	-\$353.95	-\$657.60	-\$4.51	-\$266.50	-\$172.48	-\$33.26	

# AHS Comparison



## AHS Electric Charges

### May 2024 vs May 2025



## Your Account Summary

Bill Date: May 6, 2025

Previous Balance	\$20,346.22
Payment Received - Thank You!	\$20,346.22 CR
Balance Forward	\$0.00
 Electric Service	\$23,379.63
 Gas Service	\$1,987.68
Current Charges	\$25,367.31
Total Amount Due by 05/23/2025	\$25,367.31