

September 2016

Derby Public Schools

Performance Dashboard

Bradley School

Mario Ciccarini, Principal

“People without information cannot act. People with information cannot help but act.”

Ken Blanchard



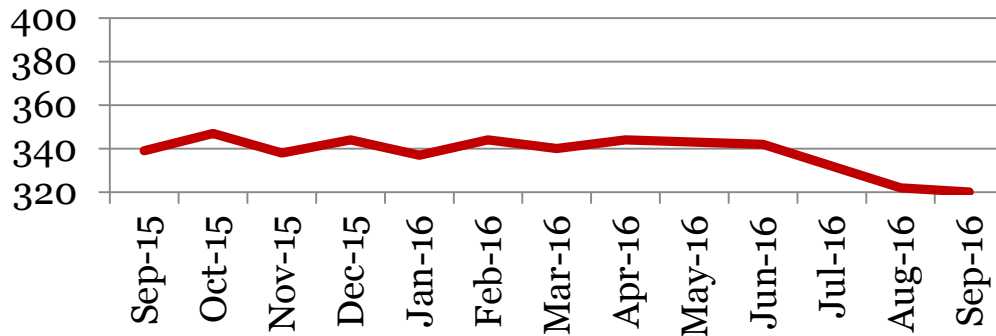
Monthly Data

Bradley School

Enrollment – 1st of the month

	K	1	2	3	4	5	Total
Sept-16	51	42	42	62	57	66	320
June-16	45	46	64	62	70	55	342
May-16	45	47	64	62	70	56	344
Apr-16	45	47	64	62	70	56	344
Mar-16	44	47	64	60	70	55	340
Feb-16	43	48	64	62	71	56	344
Jan-16	40	47	63	60	70	57	337
Dec-15	43	48	64	61	71	57	344
Nov-15	40	47	63	61	70	57	338
Oct-15	42	48	65	63	72	57	347
Sep-15	40	47	62	64	69	57	339

Total School Enrollment

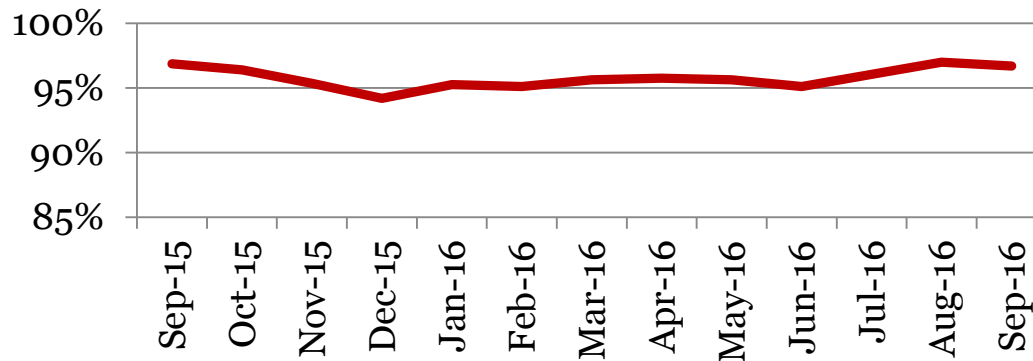


Attendance – Students

Average daily percent present:

	K	1	2	3	4	5	Total
Sept-16	96	97	98	97	97	97	97
Jun-16	96	95	95	94	98	94	95
May-16	95	97	96	95	96	96	96
Apr-16	95	95	97	95	96	95	96
Mar-16	95	95	96	97	94	97	96
Feb-16	95	95	94	94	96	96	95
Jan-16	95	96	95	95	96	96	95
Dec-15	95	96	94	96	93	92	94
Nov-15	96	96	96	96	95	94	95
Oct-15	95	98	97	96	96	96	96
Sep-15	97	96	98	98	96	96	97

Total Student Attendance



Tardies Average daily percent tardy:

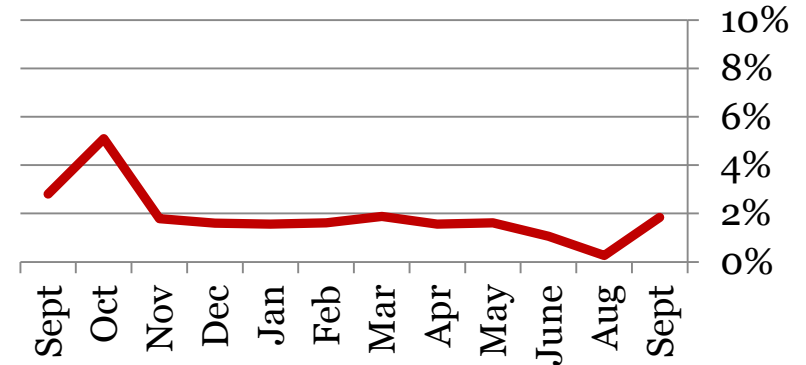
	K	1	2	3	4	5	Total
Sept-16	2	1	2	2	2	2	2
June-16	2	1	1	1	1	0	1
May-16	2	2	2	1	2	1	2
Apr-16	1	1	2	2	2	1	2
Mar-16	2	1	2	2	3	1	2
Feb-16	2	2	2	1	2	1	2
Jan-16	1	1	2	2	2	1	2
Dec-15	1	2	2	2	2	1	2
Nov-15	2	1	2	2	2	1	2
Oct-15	3	6	6	4	6	5	5
Sept-15	2	4	4	2	2	3	3

Tardies Number of students tardy 5 or more days:

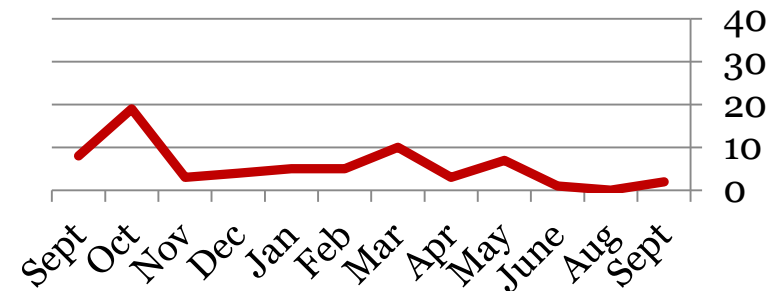
	K	1	2	3	4	5	Total
Sept-16	0	1	0	0	0	1	2
June-16	0	1	0	0	0	0	1
May-16	0	2	1	0	0	0	3
Apr-16	0	2	1	0	0	0	3
Mar-16	1	2	1	2	3	1	10
Feb-16	1	0	1	1	1	1	5
Jan-16	1	1	1	0	1	1	5
Dec-15	0	1	1	0	1	1	4
Nov-15	0	2	0	0	0	1	3
Oct-15	1	5	6	2	3	2	19
Sept-15	0	4	1	1	1	1	8

Bradley School

Total Student Tardies



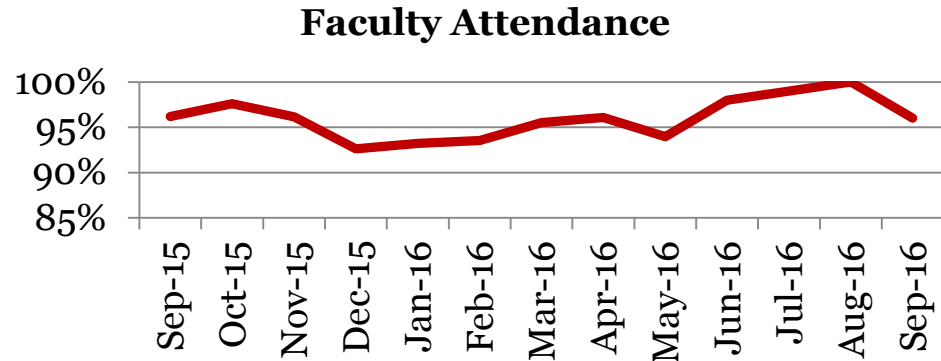
Students over Threshold



Attendance – Faculty

Average daily percent present:

	Total
Sept-16	96
June-16	98
May-16	94
Apr-16	96
Mar-16	96
Feb-16	94
Jan-16	93
Dec-15	93
Nov-15	96
Oct-15	98
Sep-15	96



**This indicator reflects certified staff and does not include absences created by class trips, professional development, workman's comp and FMLA. However % may be reduced due to long term illness beyond FMLA.*

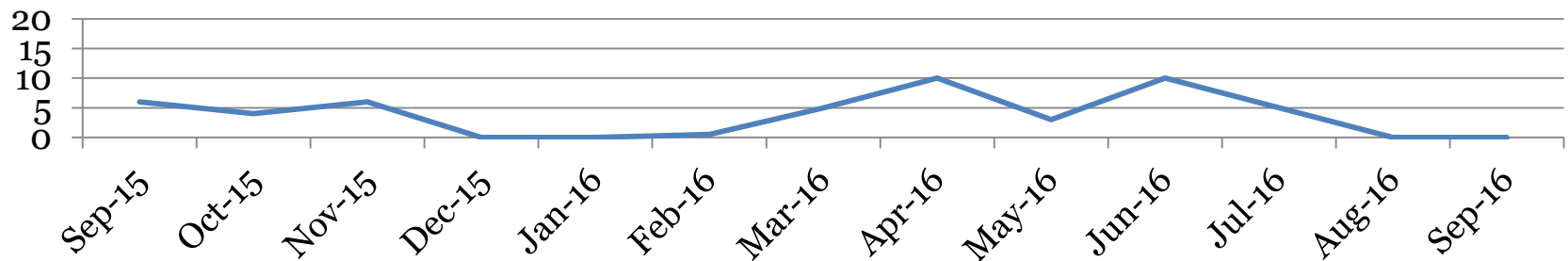
Suspensions – Out of School

Bradley School

Number of student suspensions (total days of suspension):

	K		1		2		3		4		5		Total	
Sept-16	0	(0)	0	(0)	0	(0)	0	(0)	0	(0)	0	(0)	0	(0)
June-16	0	(0)	0	(0)	0	(0)	3	(10)	0	(0)	0	(0)	3	(10)
May-16	0	(0)	0	(0)	2	(1)	0	(0)	1	(1)	0	(0)	2	(3)
Apr-16	0	(0)	0	(0)	0	(0)	0	(0)	0	(0)	1	(10)	1	(10)
Mar-16	0	(0)	0	(0)	0	(0)	0	(0)	2	(4)	1	(1)	3	(5)
Feb-16	0	(0)	0	(0)	0	(0)	0	(0)	1	(.5)	0	(0)	1	(.5)
Jan-16	0	(0)	0	(0)	0	(0)	0	(0)	0	(0)	0	(0)	0	(0)
Dec-15	0	(0)	0	(0)	0	(0)	0	(0)	0	(0)	0	(0)	0	(0)
Nov-15	0	(0)	0	(0)	0	(0)	2	(6)	0	(0)	0	(0)	2	(6)
Oct-15	0	(0)	0	(0)	0	(0)	1	(3)	1	(1)	0	(0)	2	(4)
Sep-15	0	(0)	0	(0)	0	(0)	0	(0)	0	(0)	3	(6)	3	(6)

Total Out of School Suspensions



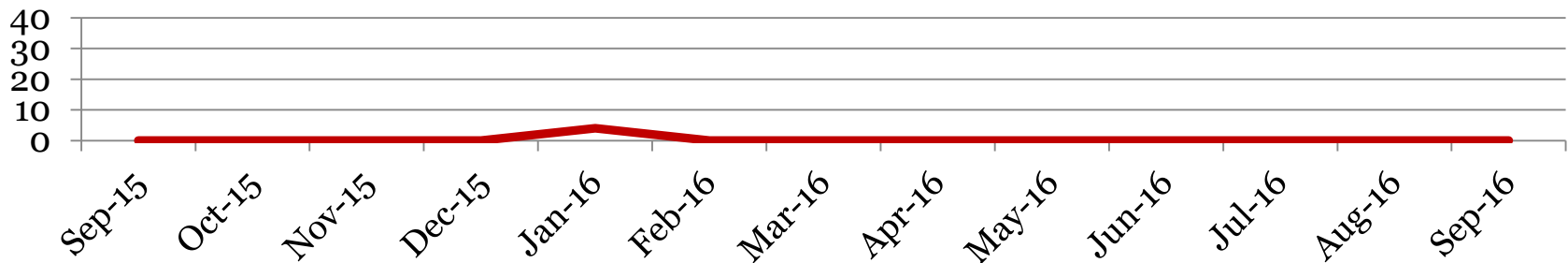
Suspensions – In School

Bradley School

Number of student suspensions (total days of suspension):

	K		1		2		3		4		5		Total	
Sept-16	0	(0)	0	(0)	0	(0)	0	(0)	0	(0)	0	(0)	0	(0)
Jun-16	0	(0)	0	(0)	0	(0)	0	(0)	0	(0)	0	(0)	0	(0)
May-16	0	(0)	0	(0)	0	(0)	0	(0)	0	(0)	0	(0)	0	(0)
Apr-16	0	(0)	0	(0)	0	(0)	0	(0)	0	(0)	0	(0)	0	(0)
Mar-16	0	(0)	0	(0)	0	(0)	0	(0)	0	(0)	0	(0)	0	(0)
Feb-16	0	(0)	0	(0)	0	(0)	0	(0)	0	(0)	0	(0)	0	(0)
Jan-16	0	(0)	0	(0)	0	(0)	0	(0)	1	(2)	1	(2)	2	(4)
Dec-15	0	(0)	0	(0)	0	(0)	0	(0)	0	(0)	0	(0)	0	(0)
Nov-15	0	(0)	0	(0)	0	(0)	0	(0)	0	(0)	0	(0)	0	(0)
Oct-15	0	(0)	0	(0)	0	(0)	0	(0)	0	(0)	0	(0)	0	(0)
Sep-15	0	(0)	0	(0)	0	(0)	0	(0)	0	(0)	0	(0)	0	(0)

Total In School Suspensions



Newly Enrolled Students

	K	1	2	3	4	5	Total
Sept-16	1	0	2	1	0	0	4
Summer-16	38	1	0	0	0	0	39
June-16	0	0	0	0	0	0	0
May-16	0	0	0	0	0	0	0
Apr-16	0	0	0	2	0	0	2
Mar-16	1	0	1	1	0	1	4
Feb-16	0	0	0	0	0	0	0
Jan-16	2	0	1	1	1	0	5
Dec-15	0	0	0	0	0	0	0
Nov-15	0	0	0	0	0	0	0
Oct-15	1	0	0	0	0	1	2
Sep-15	1	1	0	1	0	0	3
Summer-15	31	1	0	0	0	1	33

Departing Students

Students who have left the school during the month for any reason:

	K	1	2	3	4	5	Total
September-16	0	2	1	2	2	0	7
Summer-16	1	4	2	6	1	3	17
Jun-16	0	0	0	0	0	0	0
May-16	0	0	0	0	0	0	0
Apr-16	0	0	0	0	0	0	0
Mar-16	0	0	0	0	0	0	0
Feb-16	0	1	0	2	0	1	4
Jan-16	0	0	0	0	1	1	2
Dec-15	0	0	0	1	0	0	3
Nov-15	1	0	0	1	0	1	3
Oct-15	2	1	1	1	2	1	8
Sep-15	0	0	0	0	2	0	2
Summer-15	0	1	2	1	1	0	5