



Wharton County Junior College

Office of Planning and Institutional Effectiveness

Monthly Newsletter

Spring Enrollment

Official WCJC census date enrollment data for the current Spring semester were submitted to the Texas Higher Education Coordinating Board in March 2019. Data submitted to the THECB details the enrollment characteristics of the institution, including such items as total enrollment, full- and part-time status, gender, race/ethnicity, and tuition status.

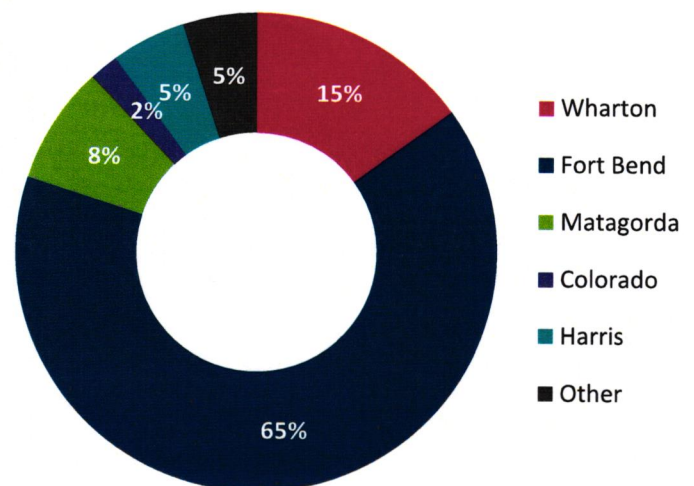
As seen in the table below, numerous positive trends have begun to take shape! Headcount, semester credit hour, and contact hour totals for Spring 2019 have increased when compared to Spring 2018. Official enrollment reports for Spring 2019, including the complete 5-year longitudinal trends and breakdowns for the college, can be viewed on the WCJC Intranet under "[Institutional Research – Enrollment Reports](#)".

	Spring 2015	Spring 2016	Spring 2017	Spring 2018	Spring 2019	% Change (Sp '18 to Sp '19)
Headcount	7,329	7,316	6,964	6,901	6,930	+0.5%
Semester Credit Hours	60,461	60,597	60,126	59,201	60,992	+3.0%
Contact Hours	1.172M	1.175M	1.167M	1.139M	1.201M	+5.4%

Students Demographic Fast Facts (Spring 2019)

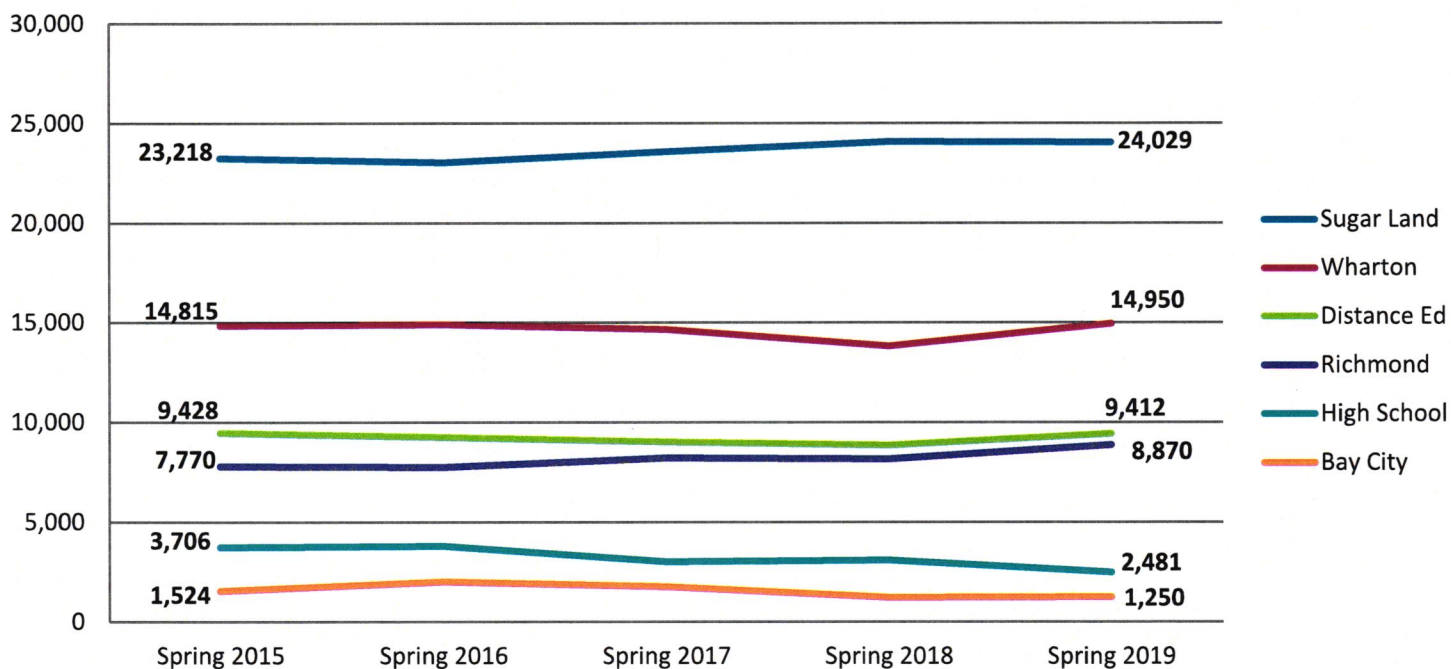
- 58%** Female
- 41%** Hispanic
- 65%** Part-Time
- 22.2** Years Old (avg)

County of Residence (Spring 2019)




Semester Credit Hours by Campus

Longitudinal data for the semester credit hours (SCH) for the five most recent Spring semesters are provided in the graph below, disaggregated by campus location. Total SCH are at a five-year high for the Spring 2019 semester, with significant gains in Distance Education and at the Richmond and Wharton Campuses when compared to Spring 2018. Official Spring hours data, including the complete 5-year longitudinal trends by campus, can be viewed on the WCJC Intranet under "[Institutional Research – Enrollment Reports](#)".



SENSE Data Days



Join me as we review the results of our most recent administration of the Survey of Entering Student Engagement (SENSE). Come ready to have an active discussion about our students and the many ways we serve them!

Sessions will be held:

- Tuesday, April 9; 12:00 pm and 3:00 pm; Wharton Library – Symposium
- Wednesday, April 10; 12:00 pm and 3:00 pm; Richmond Campus – Room 101
- Friday, April 12; 12:00 pm and 3:00 pm; Wharton Library – Symposium

All information presented at each session will be the same, so you need only come to one. There's no need to RSVP. Just come and join in the fun!

What One Word...?

Recently, faculty and staff were asked to provide a **one-word vision** for our students, the community, themselves, and the future of the institution. Thank you to the **150+** faculty and staff who responded to the call!! Your visions have been collated and are provided below. *Note: The larger the word, the more times it was mentioned.*

What one word do you want **students** to associate with their educational experiences at WCJC?



What one word do you want the **community** to associate with WCJC?



What one word do you want **faculty and staff** to use when describing their employment with WCJC?



What one word do you hope describes the **future** of WCJC?



Purpose and Mission

The Office of Planning and Institutional Effectiveness is devoted to ensuring that the college community has access to the information and resources needed to make data-driven decisions across all levels of the institution. As a step toward the fulfillment of this mission, the Office will release a monthly newsletter with data and findings that will help advance institutional planning and promote a culture of continuous quality improvement.

For questions or concerns, please contact:

Dr. Amanda Allen
Vice President of Planning and Institutional Effectiveness

979.532.6468

allena@wcjc.edu