

DCIT District Improvement Plan
Goal 4 – Early Literacy



Goal 4

- Student in grades K-2 who are reading at or above grade level as measured by Istation/Espanol will increase to 68% by the end of the 2017-2018 school year
 - Beginning of Year {BOY} (2673 Tier 1/5872 Total) = 47%
 - Middle of Year {MOY} (3106 Tier 1/6131 Total) = 53%

ISIP Early Reading Instructional Tier Goals

Description of Instructional Tiers

- Tier 1: Students performing at grade level
- Tier 2: Students performing moderately below grade level and in need of intervention
- Tier 3: Students performing seriously below grade level and in need of intensive intervention

| Assessment Month | Pre-K | | | Kindergarten | | | 1st Grade | | | 2nd Grade | | | 3rd Grade | | |
|------------------|--------|---------|--------|--------------|---------|--------|-----------|---------|--------|-----------|---------|--------|-----------|---------|--------|
| | Tier 3 | Tier 2 | Tier 1 | Tier 3 | Tier 2 | Tier 1 | Tier 3 | Tier 2 | Tier 1 | Tier 3 | Tier 2 | Tier 1 | Tier 3 | Tier 2 | Tier 1 |
| August | < 151 | 151-158 | > 158 | < 169 | 169-177 | > 177 | < 190 | 190-199 | > 199 | < 209 | 209-218 | > 218 | < 223 | 223-232 | > 232 |
| September | < 154 | 154-161 | > 161 | < 171 | 171-180 | > 180 | < 192 | 192-201 | > 201 | < 210 | 210-219 | > 219 | < 224 | 224-234 | > 234 |
| October | < 157 | 157-164 | > 164 | < 174 | 174-183 | > 183 | < 194 | 194-203 | > 203 | < 211 | 211-221 | > 221 | < 225 | 225-235 | > 235 |
| November | < 160 | 160-167 | > 167 | < 177 | 177-187 | > 187 | < 196 | 196-206 | > 206 | < 212 | 212-223 | > 223 | < 226 | 226-237 | > 237 |
| December | < 163 | 163-170 | > 170 | < 181 | 181-190 | > 190 | < 198 | 198-208 | > 208 | < 213 | 213-225 | > 225 | < 227 | 227-238 | > 238 |
| January | < 165 | 165-173 | > 173 | < 184 | 184-193 | > 193 | < 200 | 200-210 | > 210 | < 214 | 214-226 | > 226 | < 228 | 228-239 | > 239 |
| February | < 167 | 167-175 | > 175 | < 186 | 186-195 | > 195 | < 202 | 202-212 | > 212 | < 216 | 216-228 | > 228 | < 229 | 229-240 | > 240 |
| March | < 169 | 169-177 | > 177 | < 188 | 188-197 | > 197 | < 204 | 204-214 | > 214 | < 217 | 217-229 | > 229 | < 230 | 230-241 | > 241 |
| April | < 171 | 171-179 | > 179 | < 190 | 190-199 | > 199 | < 206 | 206-216 | > 216 | < 219 | 219-230 | > 230 | < 231 | 231-242 | > 242 |
| May | < 173 | 173-181 | > 181 | < 192 | 192-201 | > 201 | < 207 | 207-218 | > 218 | < 220 | 220-231 | > 231 | < 232 | 232-243 | > 243 |
| June | < 173 | 173-181 | > 181 | < 192 | 192-201 | > 201 | < 207 | 207-218 | > 218 | < 220 | 220-231 | > 231 | < 232 | 232-243 | > 243 |
| July | < 173 | 173-181 | > 181 | < 192 | 192-201 | > 201 | < 207 | 207-218 | > 218 | < 220 | 220-231 | > 231 | < 232 | 232-243 | > 243 |

ISIP Lectura Temprana

Instructional Tier Goals

Description of Instructional Tiers

Tier 1: Students performing at grade level

Tier 2: Students performing moderately below grade level and in need of intervention

Tier 3: Students performing seriously below grade level and in need of intensive intervention

| Assessment Month | Pre-K | | | Kindergarten | | | 1st Grade | | | 2nd Grade | | | 3rd Grade | | |
|------------------|--------|---------|--------|--------------|---------|--------|-----------|---------|--------|-----------|---------|--------|-----------|---------|--------|
| | Tier 3 | Tier 2 | Tier 1 | Tier 3 | Tier 2 | Tier 1 | Tier 3 | Tier 2 | Tier 1 | Tier 3 | Tier 2 | Tier 1 | Tier 3 | Tier 2 | Tier 1 |
| August | < 597 | 597-610 | > 610 | < 645 | 645-660 | > 660 | < 732 | 732-760 | > 760 | < 822 | 822-860 | > 860 | < 883 | 883-917 | > 917 |
| September | < 600 | 600-611 | > 611 | < 655 | 655-666 | > 666 | < 745 | 745-774 | > 774 | < 828 | 828-860 | > 860 | < 883 | 883-917 | > 917 |
| October | < 600 | 600-611 | > 611 | < 662 | 662-672 | > 672 | < 745 | 745-774 | > 774 | < 828 | 828-862 | > 862 | < 888 | 888-925 | > 925 |
| November | < 600 | 600-611 | > 611 | < 665 | 665-677 | > 677 | < 749 | 749-787 | > 787 | < 828 | 828-871 | > 871 | < 888 | 888-930 | > 930 |
| December | < 614 | 614-626 | > 626 | < 669 | 669-682 | > 682 | < 760 | 760-796 | > 796 | < 833 | 833-883 | > 883 | < 896 | 896-943 | > 943 |
| January | < 616 | 616-627 | > 627 | < 671 | 671-686 | > 686 | < 769 | 769-806 | > 806 | < 848 | 848-895 | > 895 | < 907 | 907-954 | > 954 |
| February | < 618 | 618-629 | > 629 | < 675 | 675-691 | > 691 | < 778 | 778-814 | > 814 | < 849 | 849-899 | > 899 | < 910 | 910-958 | > 958 |
| March | < 620 | 620-630 | > 630 | < 679 | 679-698 | > 698 | < 785 | 785-822 | > 822 | < 854 | 854-907 | > 907 | < 915 | 915-966 | > 966 |
| April | < 622 | 622-633 | > 633 | < 683 | 683-705 | > 705 | < 792 | 792-829 | > 829 | < 863 | 863-915 | > 915 | < 919 | 919-972 | > 972 |
| May | < 623 | 623-634 | > 634 | < 689 | 689-713 | > 713 | < 797 | 797-834 | > 834 | < 870 | 870-924 | > 924 | < 926 | 926-974 | > 974 |
| June | < 623 | 623-634 | > 634 | < 689 | 689-713 | > 713 | < 797 | 797-834 | > 834 | < 870 | 870-924 | > 924 | < 926 | 926-974 | > 974 |
| July | < 623 | 623-634 | > 634 | < 689 | 689-713 | > 713 | < 797 | 797-834 | > 834 | < 870 | 870-924 | > 924 | < 926 | 926-974 | > 974 |

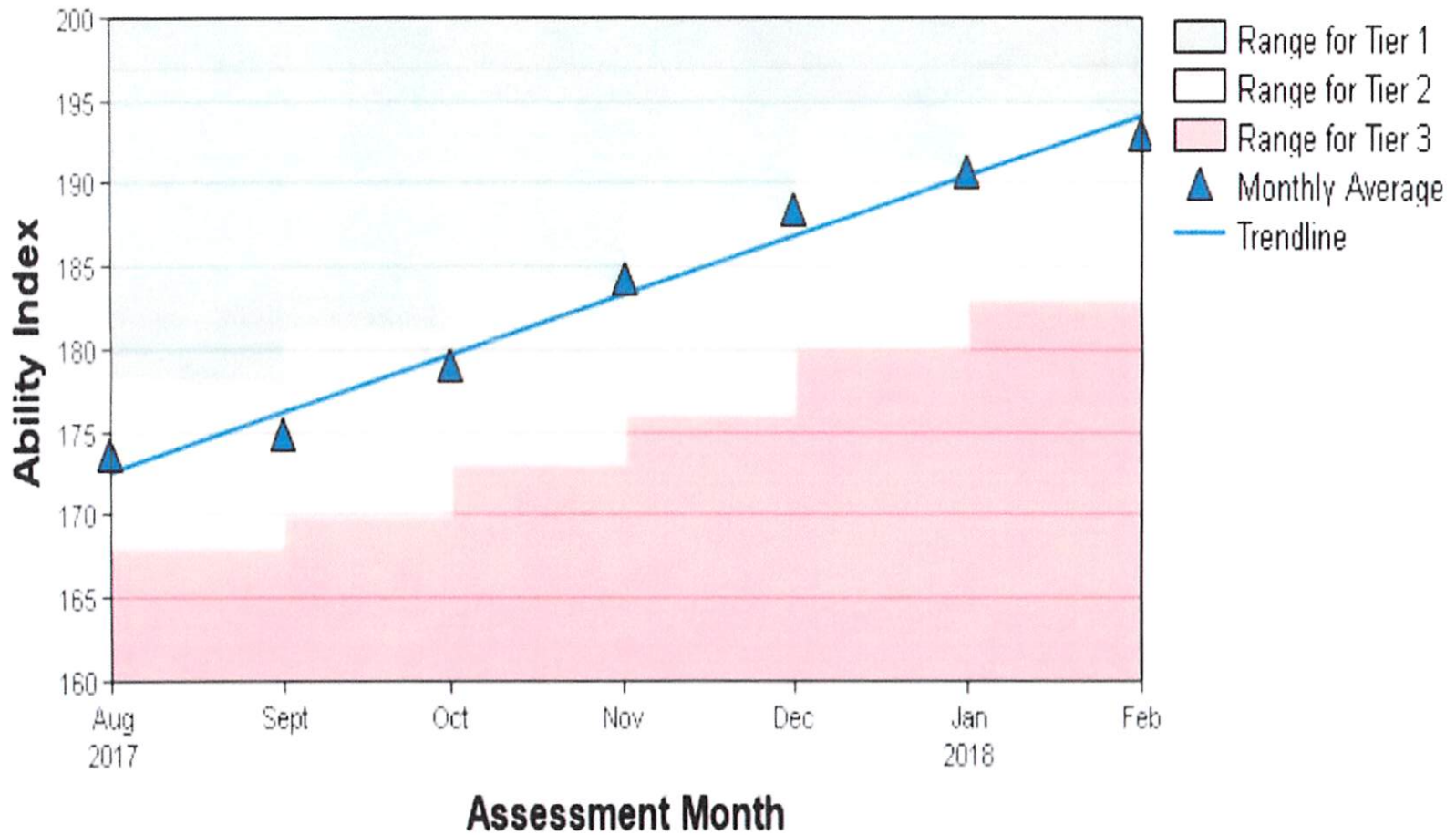


a. Annual Targets

- Kindergarten
 - BOY (1034 Tier 1/2500 Total) = 41%
 - MOY (1251 Tier 1/2508 Total) = 50%
- First Grade
 - BOY (1088 Tier 1/2339 Total) = 47%
 - MOY (1303 Tier 1/2495 Total) = 52%
- Second Grade
 - BOY (1406 Tier 1/2512 Total) = 56%
 - MOY (1518 Tier 1/2628 Total) = 57%

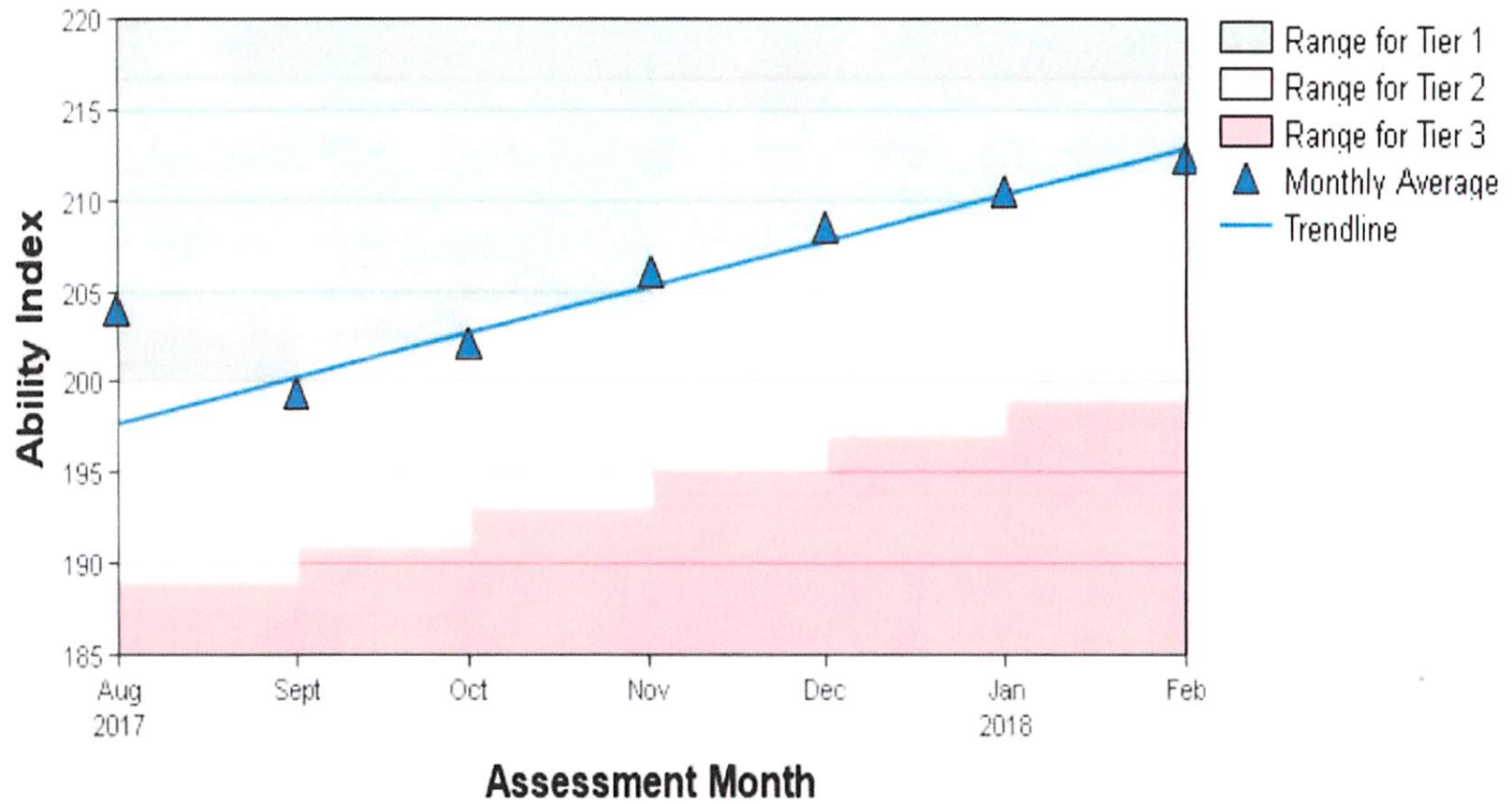
Overall Reading Skill Growth

Kindergarten - Overall Reading



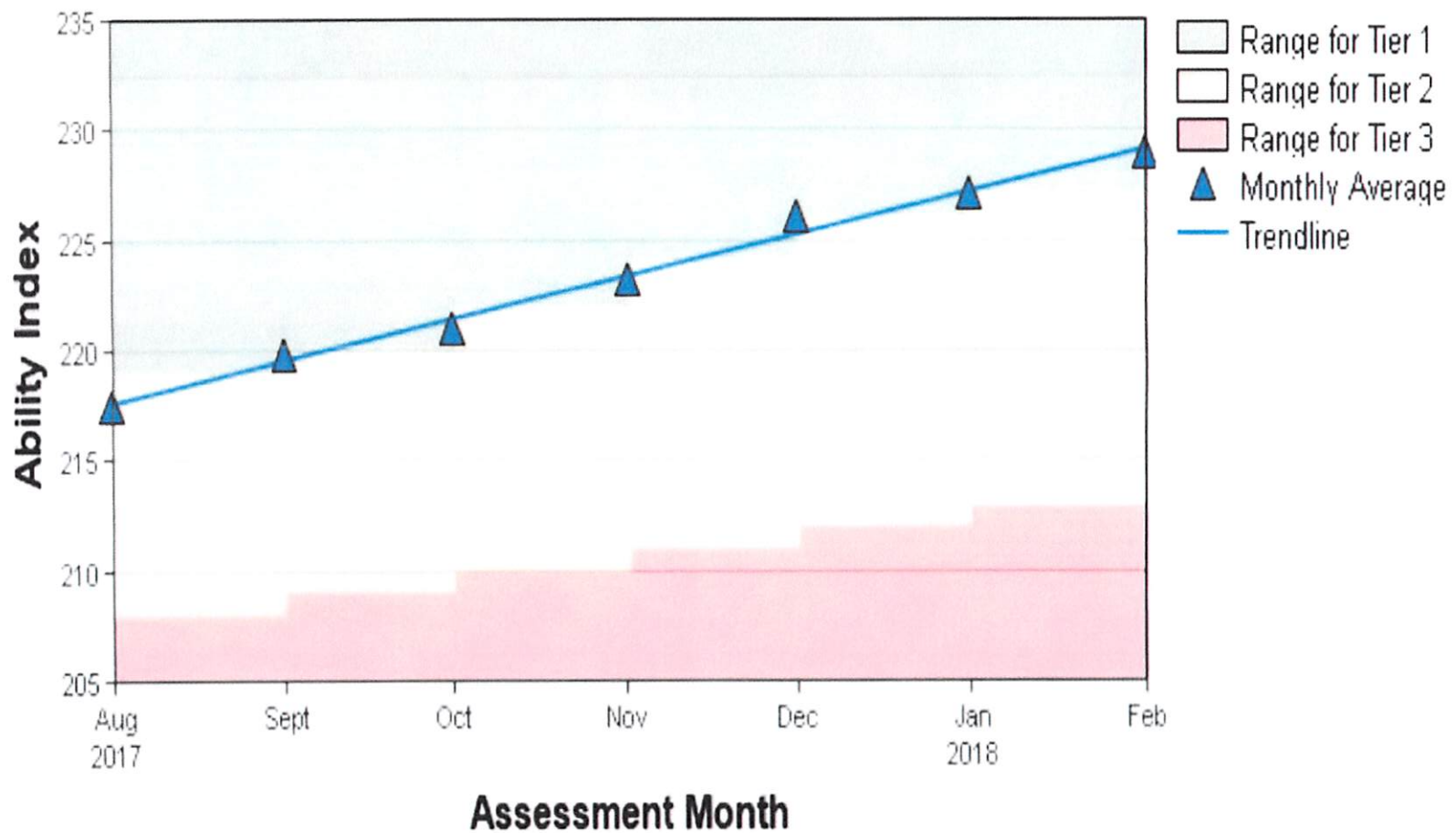
Overall Reading Skill Growth

1st Grade - Overall Reading



Overall Reading Skill Growth

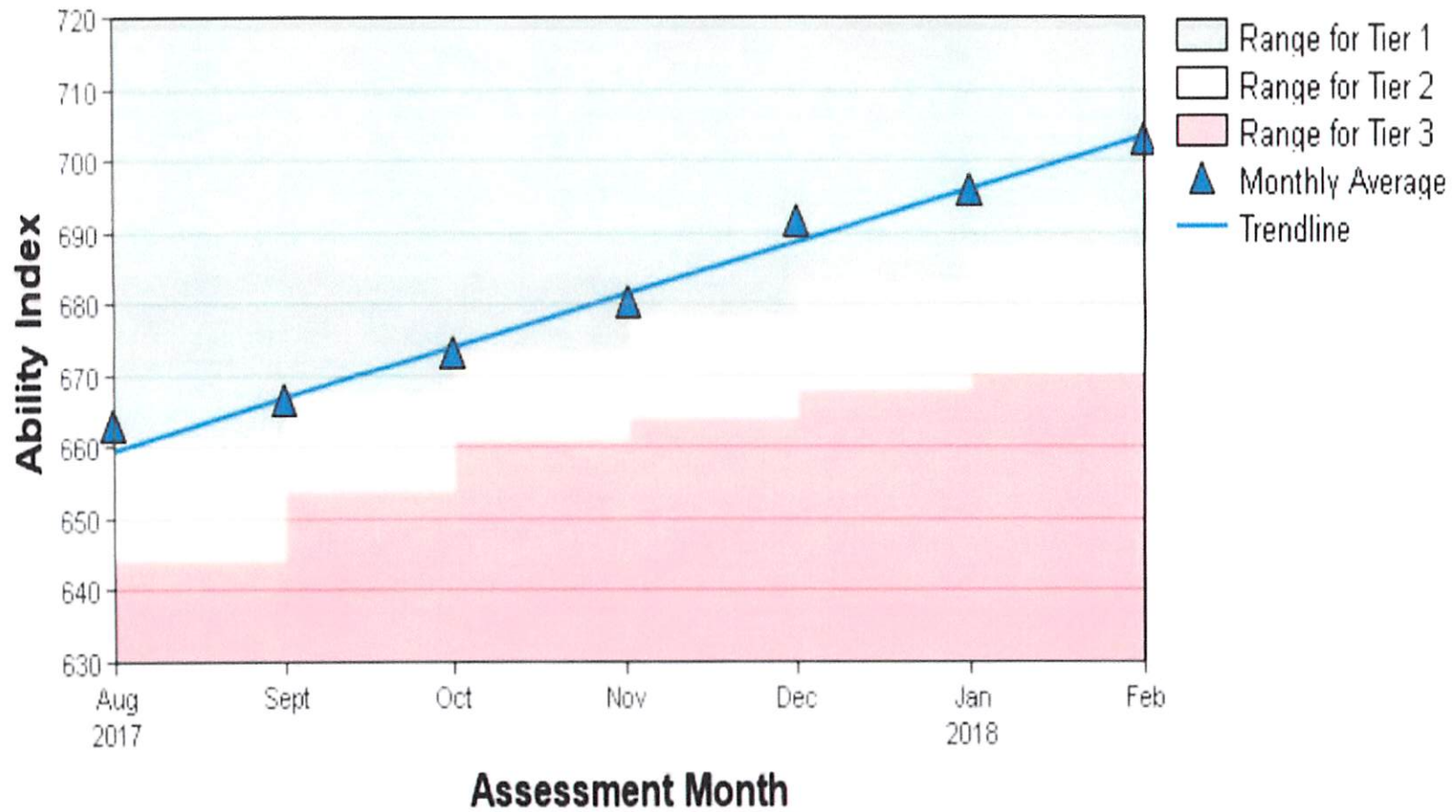
2nd Grade - Overall Reading



Overall Reading Skill Growth

SPANISH

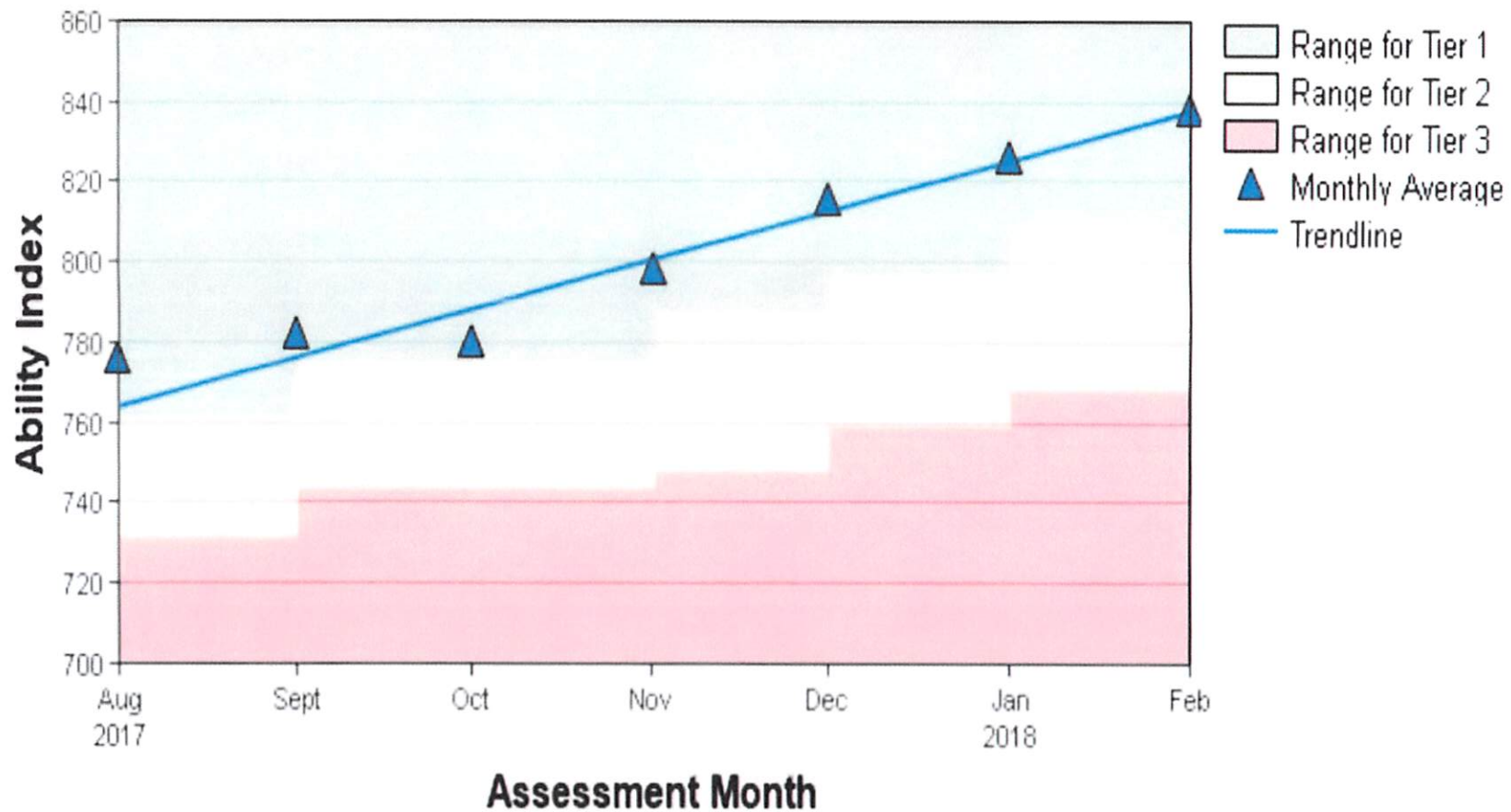
Kindergarten - Overall Reading



Overall Reading Skill Growth

SPANISH

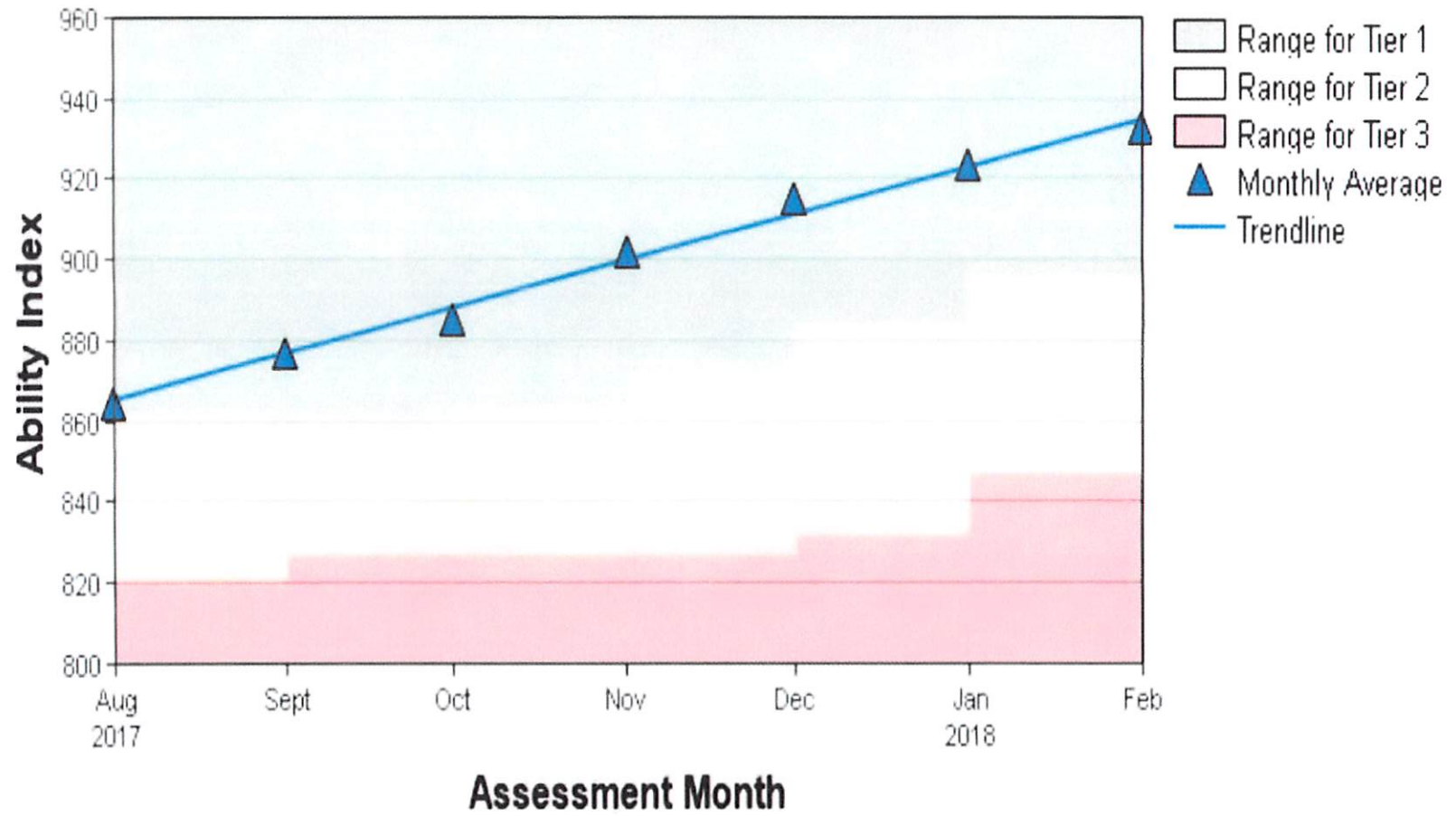
1st Grade - Overall Reading



Overall Reading Skill Growth

SPANISH

2nd Grade - Overall Reading





Pre-Kindergarten

- The percentage of PreKindergarten students producing 20 letter sounds on a district checkpoint will be an expected 65% by the end of the 2017-2018 school year. We will establish the baseline at the end of the 2017-2018 school year.

Sampling of Data

Our district has 1525 PreK students. The following data is a sampling of 522 students.

| Upper Case Letters | | Lower Case Letters | | Letter Sounds | |
|--------------------|---------|--------------------|---------|---------------|---------|
| 10 & Up | 20 & Up | 10 & Up | 20 & Up | 10 & Up | 20 & Up |
| 219 | 114 | 174 | 86 | 140 | 48 |
| 42% | 22% | 33% | 16% | 27% | 9% |