

# **Pleasantdale School District 107**

**Proposed Final Budget 2017-2018**

**September 20, 2017**

**7:00 p.m.**

# **FINAL Budget 2017-2018**

## **Table of Contents**

### **SECTION 1 – Presentation**

- **Presentation Slides**
- **Amendments to Tentative**
- **Final Revenue & Expenditure FY18**
- **Fund Balance Projected at 6/30/2018**

### **SECTION 2 – Revenue**

- **Revenues FY17 Actual to Final Budget FY18 by Fund**

### **SECTION 3 – Expenditures**

- **Expenditures FY17 Actual to Final Budget FY18 by Fund**

### **SECTION 4 – Supplemental**

- **Legal Notice**

# Section 1

## Presentation

## Pleasantdale School District 107

---

2017/18 Budget Hearing  
September 20, 2017

### FY17 (Last Year) Budget vs Actual

---

Revenue	Budget	Received (as of 6/30/2017)	Actual to Budget
	\$15,285,473	\$15,674,787	Over the budget by 2.5%
Expenditures	Budget	Spent (as of 6/30/2017)	Actual to Budget
	\$15,792,900	\$15,142,550	Under the budget by 4.1%

**As a result: Fund Balance increased by \$532,237**

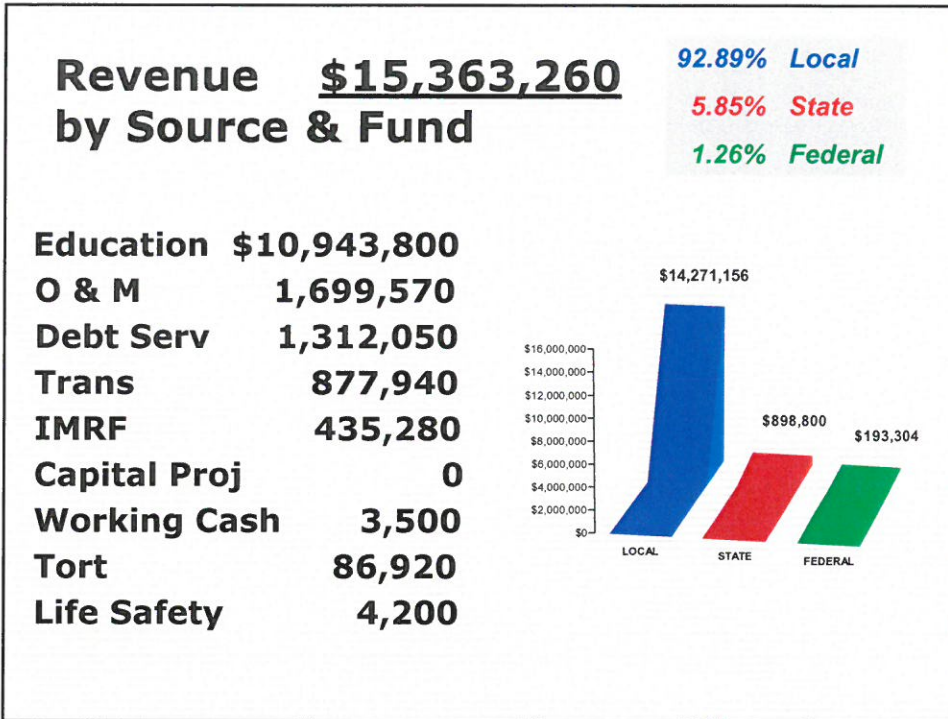
---

## 2017/18 Amendments to Tentative

REVENUE                      EXPENDITURES  
**+\$130,000**                      **\$0**

## REVENUES

REVENUES	FY17 Actuals	FY16 Final Budget	% Change Budget to Actual
Education	\$ 11,184,616	\$ 10,943,800	-2%
Oper & Maint	\$ 1,772,170	\$ 1,699,570	-4%
Debt Service	\$ 1,311,139	\$ 1,312,050	0%
Trans	\$ 893,213	\$ 877,940	-2%
IMRF	\$ 417,094	\$ 435,280	4%
Capital Projects	\$ -	\$ -	-
Working Cash	\$ 3,317	\$ 3,500	6%
Tort	\$ 89,628	\$ 86,920	-3%
Life Safety	\$ 3,610	\$ 4,200	16%
<b>Total</b>	<b>\$ 15,674,787</b>	<b>\$ 15,363,260</b>	<b>-2%</b>

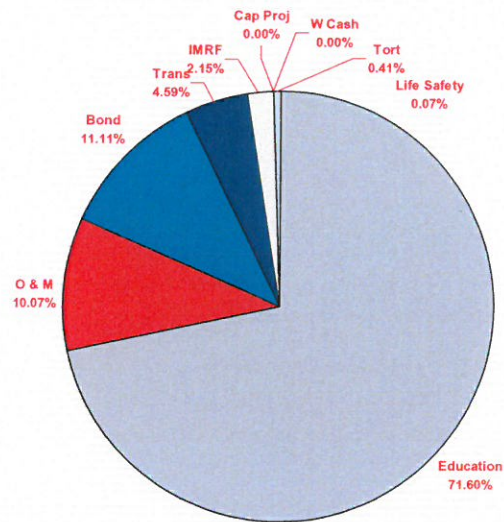


## Expenditures

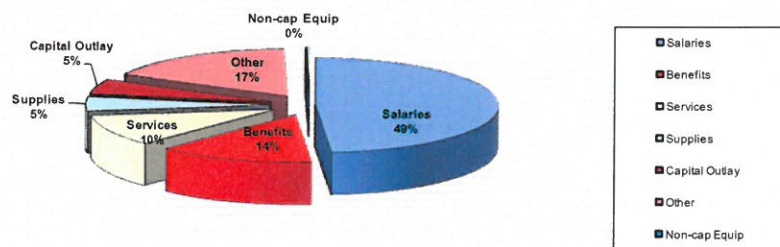
EXPENSES	FY17 Actuals	FY16 Final Budget	% Change Budget to Actual
Education	\$ 10,966,529	\$ 11,494,885	5%
Oper & Maint	\$ 1,149,923	\$ 1,616,983	41%
Debt Service	\$ 1,901,181	\$ 1,783,450	-6%
Trans	\$ 712,599	\$ 736,922	3%
IMRF	\$ 336,470	\$ 344,376	2%
Capital Projects	\$ -	\$ -	-
Working Cash	\$ -	\$ -	-
Tort	\$ 68,825	\$ 65,644	-5%
Life Safety	\$ 7,022	\$ 11,000	57%
<b>Total</b>	<b>\$ 15,142,550</b>	<b>\$ 16,053,260</b>	<b>6%</b>

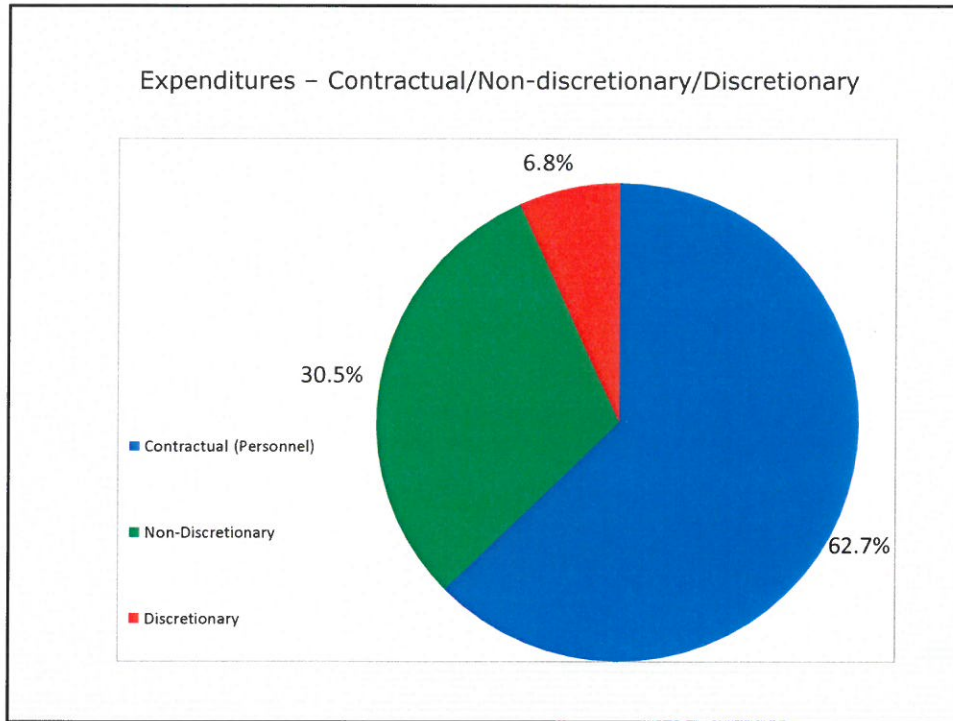


### Each Fund As a % of Total Expenditures



### Major Object as % of Total Expenditures





## Pleasantdale School District #107 Final Budget 2017/18

Fund	FY18 Revenues	FY18 Expenses	Difference
Education	\$ 10,943,800	\$ 11,494,885	\$ (551,085)
Oper & Maint	\$ 1,699,570	\$ 1,616,983	\$ 82,587
Debt Service	\$ 1,312,050	\$ 1,783,450	\$ (471,400)
Trans	\$ 877,940	\$ 736,922	\$ 141,018
IMRF	\$ 435,280	\$ 344,376	\$ 90,904
Capital Projects	\$ -	\$ -	\$ -
Working Cash	\$ 3,500	\$ -	\$ 3,500
Tort	\$ 86,920	\$ 65,644	\$ 21,276
Life Safety	\$ 4,200	\$ 11,000	\$ (6,800)
<b>TOTAL</b>	<b>\$ 15,363,260</b>	<b>\$ 16,053,260</b>	<b>\$ (690,000)</b>



## Projected Fund Balance 6/30/18

Fund	June 30, 2017** Fund Balances	FY18 Projected Budget Difference	June 30, 2018 Projected Balances
Education	\$ 7,120,627	\$ (551,085)	\$ 6,569,542
Oper & Maint	\$ 4,089,463	\$ 82,587	\$ 4,172,050
Debt Service	\$ 857,581	\$ (471,400)	\$ 1,136,181
Trans	\$ 1,108,115	\$ 141,018	\$ 499,133
IMRF	\$ 208,737	\$ 90,904	\$ 299,641
Capital Projects	-	-	-
Working Cash	\$ 269,372	\$ 3,500	\$ 272,872
Tort	\$ 31,599	\$ 21,276	\$ 52,875
Life Safety	\$ 289,991	\$ (6,800)	\$ 283,191
	<b>\$ 13,975,485</b>	<b>\$ (690,000)</b>	<b>\$ 13,285,485</b>

\*\* Unaudited

\* Balances reflect transfer of \$750,000 from Transportation Fund to Debt Service

## Pleasantdale School District 107 Budget 2017/18

# QUESTIONS?

### Amendments to Tentative Budget FY18

<u>REVENUES</u>	<u>Tentative</u> <u>2017/18</u>	<u>FINAL</u> <u>2017/18</u>	<u>DIFFERENCE</u>
Education	\$ 10,813,800	\$ 10,943,800	\$ 130,000
Oper & Maint	\$ 1,699,570	\$ 1,699,570	\$ -
Debt Service	\$ 1,312,050	\$ 1,312,050	\$ -
Trans	\$ 877,940	\$ 877,940	\$ -
IMRF	\$ 435,280	\$ 435,280	\$ -
Capital Projects	\$ -	\$ -	\$ -
Working Cash	\$ 3,500	\$ 3,500	\$ -
Tort	\$ 86,920	\$ 86,920	\$ -
Life Safety	\$ 4,200	\$ 4,200	\$ -
<b>TOTAL</b>	<b>\$ 15,233,260</b>	<b>\$ 15,363,260</b>	<b>\$ 130,000</b>

<u>EXPENSES</u>	<u>Tentative</u> <u>2017/18</u>	<u>FINAL</u> <u>2017/18</u>	<u>DIFFERENCE</u>
Education	\$ 11,494,885	\$ 11,494,885	\$ -
Oper & Maint	\$ 1,616,983	\$ 1,616,983	\$ -
Debt Service	\$ 1,783,450	\$ 1,783,450	\$ -
Trans	\$ 736,922	\$ 736,922	\$ -
IMRF	\$ 344,376	\$ 344,376	\$ -
Capital Projects	\$ -	\$ -	\$ -
Working Cash	\$ -	\$ -	\$ -
Tort	\$ 65,644	\$ 65,644	\$ -
Life Safety	\$ 11,000	\$ 11,000	\$ -
<b>TOTAL</b>	<b>\$ 16,053,260</b>	<b>\$ 16,053,260</b>	<b>\$ -</b>

### FY18 Proposed Final Budget

Fund	FY18 Revenues	FY18 Expenses	Difference
Education	\$ 10,943,800	\$ 11,494,885	\$ (551,085)
Oper & Maint	\$ 1,699,570	\$ 1,616,983	\$ 82,587
Debt Service	\$ 1,312,050	\$ 1,783,450	\$ (471,400)
Trans	\$ 877,940	\$ 736,922	\$ 141,018
IMRF	\$ 435,280	\$ 344,376	\$ 90,904
Capital Projects	\$ -	\$ -	\$ -
Working Cash	\$ 3,500	\$ -	\$ 3,500
Tort	\$ 86,920	\$ 65,644	\$ 21,276
Life Safety	\$ 4,200	\$ 11,000	\$ (6,800)
<b>TOTAL</b>	<b>\$ 15,363,260</b>	<b>\$ 16,053,260</b>	<b>\$ (690,000)</b>



**Projected Fund Balances  
June 30, 2018**

<b>Fund</b>	<b>June 30, 2017** Fund Balances</b>	<b>FY18 Projected Budget Difference</b>	<b>June 30, 2018 Projected Balances</b>
Education	\$ 7,120,627	\$ (551,085)	\$ 6,569,542
Oper & Maint	\$ 4,089,463	\$ 82,587	\$ 4,172,050
Debt Service	\$ 857,581	\$ (471,400)	\$ 1,136,181 *
Trans	\$ 1,108,115	\$ 141,018	\$ 499,133 *
IMRF	\$ 208,737	\$ 90,904	\$ 299,641
Capital Projects	-	\$ -	-
Working Cash	\$ 269,372	\$ 3,500	\$ 272,872
Tort	\$ 31,599	\$ 21,276	\$ 52,875
Life Safety	\$ 289,991	\$ (6,800)	\$ 283,191
	<b>\$ 13,975,485</b>	<b>\$ (690,000)</b>	<b>\$ 13,285,485</b>

**\*\* Unaudited**

\* Balances reflect transfer of \$750,000 from Transportation Fund to Debt Service.

# Section 2

## Revenue

## REVENUES

2017-2018 Final Budget compared with 2016-2017 Actual Revenues

REVENUES	FY17 Actuals	FY18 Final Budget	% Change Budget to Actual
Education	\$ 11,184,616	\$ 10,943,800	-2%
Oper & Maint	\$ 1,772,170	\$ 1,699,570	-4%
Debt Service	\$ 1,311,139	\$ 1,312,050	0%
Trans	\$ 893,213	\$ 877,940	-2%
IMRF	\$ 417,094	\$ 435,280	4%
Capital Projects	\$ -	\$ -	-
Working Cash	\$ 3,317	\$ 3,500	6%
Tort	\$ 89,628	\$ 86,920	-3%
Life Safety	\$ 3,610	\$ 4,200	16%
<b>Total</b>	<b>\$ 15,674,787</b>	<b>\$ 15,363,260</b>	<b>-2%</b>



# Section 3

## Expenditures

## EXPENDITURES

2017-2018 Final Budget compared with 2016-2017 Actual Expenditures

EXPENSES	FY17 Actuals	FY18 Final Budget	% Change Budget to Actual
Education	\$ 10,966,529	\$ 11,494,885	5%
Oper & Maint	\$ 1,149,923	\$ 1,616,983	41%
Debt Service	\$ 1,901,181	\$ 1,783,450	-6%
Trans	\$ 712,599	\$ 736,922	3%
IMRF	\$ 336,470	\$ 344,376	2%
Capital Projects	\$ -	\$ -	-
Working Cash	\$ -	\$ -	-
Tort	\$ 68,825	\$ 65,644	-5%
Life Safety	\$ 7,022	\$ 11,000	57%
<b>Total</b>	<b>\$ 15,142,550</b>	<b>\$ 16,053,260</b>	<b>6%</b>

# Section 4

## Supplemental

# Pleasantdale School District 107

---

Administrative Office • 7450 S. Wolf Road • Burr Ridge, IL 60527  
(708) 784-2013 • Fax: (708) 246-0161 • [www.d107.org](http://www.d107.org)

## NOTICE OF PUBLIC HEARING

NOTICE IS HEREBY GIVEN BY THE BOARD OF EDUCATION OF SCHOOL DISTRICT NO. 107 , in the County of Cook, State of Illinois, that a tentative budget for said School District for the fiscal year beginning July 1, 2017 and ending June 30, 2018, will be on file and conveniently available to public inspection at the Board of Education Office, 7450 S. Wolf Road, Burr Ridge, Illinois in the Administration Building as of August 17, 2017 through September 20, 2017 between the hours of 8:00 a.m. and 3:00 p.m. central daylight savings time.

NOTICE IS FURTHER GIVEN HEREBY that a public hearing on said budget will be held at 7:00 p.m. central daylight savings time, on the 20th day of September, 2017 at 7450 S. Wolf Road, Burr Ridge, Illinois, in this School District No. 107.

Dated this 16th day of August, 2017

Mary Lenzen  
Secretary of the Board of Education  
School District No. 107