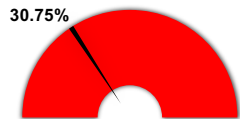


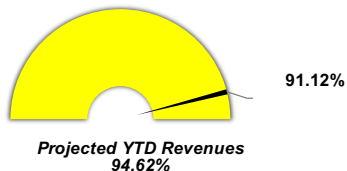
Educational | Operations and Maintenance | Transportation | IMRF | Working Cash | Tort

For the Period Ending April 30, 2021

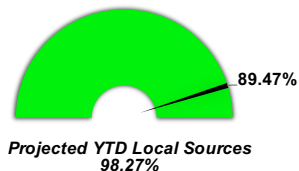
Projected Year-End Balances as % of Budgeted Revenue



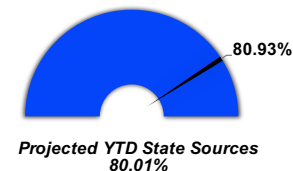
Actual YTD Revenues



Actual YTD Local Sources



Actual YTD State Sources



All Funds | Top 10 Sources of Revenue YTD

Ad Valorem Taxes	\$18,931,143
Unrestricted Grants-in-Aid	\$1,477,494
Food Service	\$1,218,304
State Transportation Reimbursement	\$506,528
Restricted Grants-In-Aid Received from the Federal Govt Thru	\$345,398
Federal Special Education	\$289,245
Textbook Income	\$248,301
Title I	\$98,799
Payments in Lieu of Taxes	\$75,273
Other Revenue from Local Sources	\$71,086

Percent of Total Revenues Year-to-Date **99.20%**

