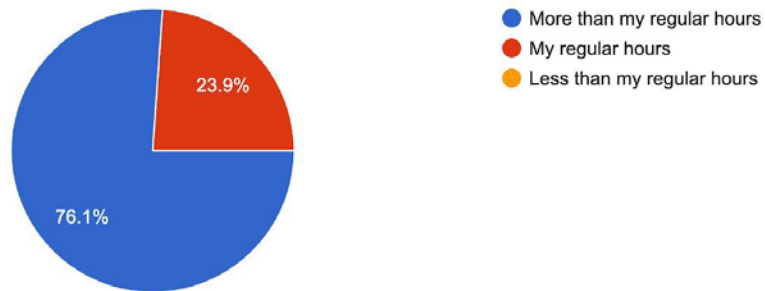


Distance Learning Teacher Survey

How has the implementation of Distance Learning impacted my work hours? Now I work:

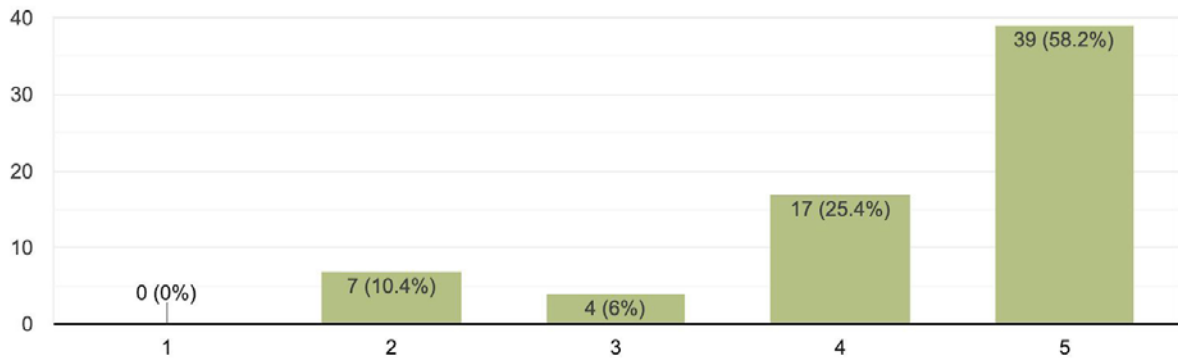
67 responses



	1	2	3	4	5	Percentage Favorable
Have you felt supported by the administrative team?	0	7	4	17	39	83.58%
	0.00%	10.45%	5.97%	25.37%	58.21%	
Have you felt supported by the superintendent?	5	2	7	17	36	79.10%
	7.46%	2.99%	10.45%	25.37%	53.73%	
Have you felt supported by the Board of Education?	1	14	17	16	19	52.24%
	1.49%	20.90%	25.37%	23.88%	28.36%	
In general, how are you holding up with Distance Learning?	0	12	22	23	10	49.25%
	0.00%	17.91%	32.84%	34.33%	14.93%	
How effective are your PLCs?	1	3	10	12	41	79.10%
	1.49%	4.48%	14.93%	17.91%	61.19%	

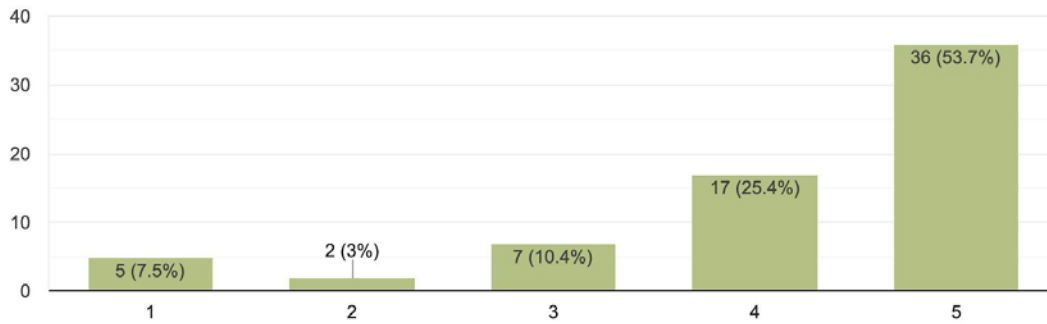
Have you felt supported by the administrative team?

67 responses



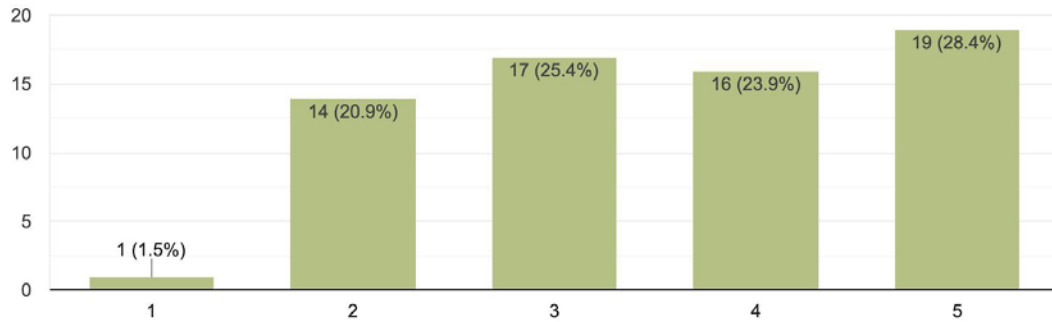
Have you felt supported by the superintendent?

67 responses



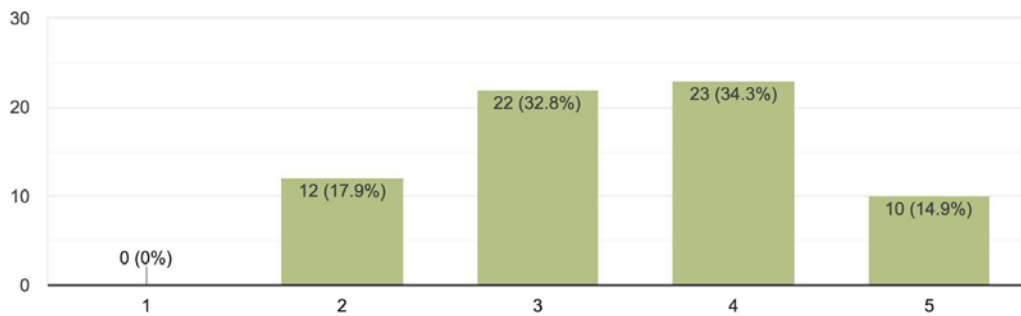
Have you felt supported by the Board of Education?

67 responses



In general, how are you holding up with Distance Learning?

67 responses



TEACHER SURVEY

Initial Reflection

Implementation of Distance Learning is a very time consuming and challenging process.

A desire for a focus and importance on social and emotional well-being.

Overall reflective feedback with positive comments on administrative support.

Maximize timing and proactive decisions to the greatest extent possible.

Provide clearer expectations for families.

Potential Next Steps

Share and discuss with the WEA Executive Board.

Use of Summer Curriculum work to support improvement of future Distance Learning process.